



MEDIA GUIDE

2024





KANSAS CITY CHIEFS

Table of Contents

Communications	03	Chiefs in International Contests	521
Founder	05	Stadium History	525
Chairman	08	Homes of the Chiefs	525
Executives	10	Arrowhead's Football Tradition	528
Executives	11	College Football at Arrowhead	529
Coaching Staff	42	Major Arrowhead Events	531
Coaching Staff	43	Player & Coach History	532
Personnel	89	All-Time Alphabetical Roster	532
Personnel and Scouting	90	All-Time Numerical Roster	552
Support Staff	113	All-Time Roster by Colleges	565
Football Support	114	All-Time Starting QBs	567
Athletic Training	115	Game-by-Game Starting QBs	569
Equipment	116	All-Time Drafts	579
Video	117	All-Time Practice Squad	590
Grounds Crew	118	All-Time Assistant Coaches and Coordinators	595
Business Staff	120	Playoff History	598
2024 Chiefs Training Camp	129	Playoff Game Summaries	600
Chiefs Preseason TV - A 65TPT Production	130	AFC Championship Game Results	650
Chiefs Radio Network	131	NFC Championship Game Results	651
Tico Sports - Chiefs Spanish Football Radio Network	134	Super Bowl Results	652
Players	136	Honors	653
History	392	Pro Football Hall of Fame	654
Chiefs History	392	Chiefs in the Pro Football Hall of Fame	654
Chiefs Logo History	425	Other Pro Football Hall of Famers	667
Chiefs Uniform History	426	Chiefs Hall of Fame	672
Origin of the term "Super Bowl"	431	Mack Lee Hill & Derrick Thomas Awards	687
2023 NFL Draft in Kansas City	433	NFL Man of the Year Award	688
Head Coaching History	435	Pro Bowl Selections	690
Yearly Stats	436	All-Time Honors	692
All-time review	436	All-Time Honors	692
Yearly Stats 2020s	437	All-League, All-Conference Honors	698
Yearly Stats 2010s	441	Missouri Hall of Fame & All-Joe Team	706
Yearly Stats 2000s	451	Retired Jerseys	707
Yearly Stats 1990s	461	AFL All-Star Selections	708
Yearly Stats 1980s	471	Records	709
Yearly Stats 1970s	481	Chiefs Individual Records	709
Yearly Stats 1960s	491	Team Records	724
Attendance and Records	501	Team Defensive Records	735
Attendance Records & Home/Road Records	501	Opponent Records	741
Chiefs vs. AFC West	502	Chiefs Individual Playoff Records	743
Chiefs vs. NFC	503	Chiefs Team Playoff Records	747
Chiefs vs. the NFL	504	Playoff Team Defensive Records	749
Chiefs in Primetime Contests	518	Playoff Opponent Records	751
Chiefs in Overtime	519	Superlatives	753
Governor's Cup Series & Thanksgiving Day Games	520	Postseason Superlatives	779



COMMUNICATIONS CONTACTS AND INFORMATION



BRAD GEE
VICE PRESIDENT OF FOOTBALL
COMMUNICATIONS



LUKE SHANNO
VICE PRESIDENT OF CORPORATE
COMMUNICATIONS



CYDNEY GLAZE
SENIOR DIRECTOR OF
COMMUNICATIONS AND
ADMINISTRATION



KELSEY BOAL
COMMUNICATIONS COORDINATOR

CONTACT INFORMATION

STAFF MEMBER	OFFICE PHONE	EMAIL ADDRESS
Brad Gee	(816) 920-4349	bgee@chiefs.nfl.com
Luke Shanno	(816) 920-4351	lshanno@chiefs.nfl.com
Cydney Glaze	(816) 920-4352	cglaze@chiefs.nfl.com
Kelsey Boal	(816) 920-4355	kboal@chiefs.nfl.com

MEDIA GUIDE & MEDIA WEBSITE

The site is designed to be a one-stop-shop for all users, providing the standard media guide materials, as well as featuring an in-game statistics monitoring platform using official NFL statistics through GSIS. The site offers users the opportunity to generate a full PDF of updated material, including player biographies and records throughout the season.

MEDIA POLICIES

GEHA Field at Arrowhead Info: The Press Box and Radio Booths at GEHA Field at Arrowhead are located on the Press Level (Level 9). Enter the Tower Gate on the south side of the stadium. Use the west elevators to access Level 9. The Press Box and Radio Booths are located directly off the elevators. The network television booth can be accessed via the Broadcast Lounge located on the Plaza Level (Level 3).

Media Will Call Location: Media will call is in a ticket window on the south side of GEHA Field at Arrowhead Stadium located to the left of the Tower Gate entrance.

Photo Work Room: The Photo Work Room is located in the E-Tunnel up a short set of stairs on the left hand side as you're approaching the field.

Credential Requests: The link to the Chiefs Media Credential Request Application can be found by visiting NFLOMG.com. All requests must be submitted by 5 p.m. at least 5 days prior to the day of the game.

Practice: During the regular season, local media is permitted to attend practice for stretching and individual drills Wednesday through Friday. Check with Chiefs Communications on specific times and policies.

Interview Requests: All interview requests for General Manager Brett Veach, Head Coach Andy Reid, the coaching staff and team executives should be made well in advance to Brad Gee. All other interview requests may be made to any member of the Chiefs Communications staff.

Head Coach Availability: Head Coach Andy Reid is available to the media on Wednesday and Friday during the week, in addition to his weekly press conference on Mondays. Days and times are subject to change. Please check with the Chiefs Communications staff for updates.

Player Availability: During the regular season, players are available to the media for a minimum of 45 minutes following the conclusion of practice each day. Requests for one-on-one interviews and other special requests should be coordinated through Chiefs Communications in advance.





The National Football League and the American sports community lost a true treasure on December 13, 2006 when Chiefs Founder Lamar Hunt passed away in Dallas, Texas, at the age of 74. Hunt was originally diagnosed with prostate cancer in 1998 and quietly underwent many treatments and surgeries over the next eight years. He maintained his active schedule until entering the hospital for the final time on Nov. 22, 2006.

Hunt is universally recognized as one of the greatest sportsmen in American history. No one would have savored the 50th anniversary celebrations for the American Football League and the Chiefs franchise in 2009 or the celebration of the team's 50th season in Kansas City during 2012 more than Hunt, the individual who served as the guiding force behind the formation of both football entities. Hunt served as a positive influence on the game for 47 years dating back to his inception of the American Football League in 1959. He was the first AFL figure to be enshrined into the Pro Football Hall of Fame in 1972, a remarkable feat considering he became involved in the game just 13 years earlier. As the catalyst who brought together the whimsically named "Foolish Club" comprised of the eight original AFL owners, Hunt's "impossible dream" became a reality when his fledgling league took the field for the 1960 season.

On June 8, 1966, the AFL-NFL merger was announced by NFL Commissioner Pete Rozelle, and on Jan. 15, 1967, Hunt's Kansas City Chiefs were participating in the inaugural Super Bowl. "Before there was a player, coach or a general manager in the league, there was Lamar Hunt," late Patriots owner William Sullivan remarked at Hunt's Hall of Fame induction ceremony. "Hunt was the cornerstone, the integrity of the league. Without him, there would have been no AFL."

Despite his many accomplishments, Hunt's humility was one of his most unwavering and endearing traits. While he modestly declined to take credit for his efforts, he truly played an important role in the design, ongoing development and direction of the modern-day National Football League. Whether it was serving as the central figure behind the formation of the AFL, playing a key role in the AFL-NFL merger talks in the 1960s, or overseeing many crucial issues concerning pro football and the Chiefs franchise over five decades, few individuals helped change the face of America's favorite game for the better as much as this quiet Texan.

In addition to being a principal negotiator in the merger of the AFL and NFL in the late 1960s, he was a contributor to the design of the NFL playoff format. He is also credited with unintentionally putting the name "Super Bowl" on the NFL's championship game — the name coming from his children's toy "Super Ball." It was Hunt who not only recommended enumerating each Super Bowl with Roman numerals, but he also suggested that the league's

iconic championship trophy bear the name of Vince Lombardi. For years, he was an advocate of the two-point conversion — a college and AFL rule that was finally adopted by the NFL in 1994. Hunt had also lobbied for many years that an additional Thanksgiving game be added to the NFL schedule, efforts that were rewarded when the Chiefs hosted the first-ever Thanksgiving contest at Arrowhead in 2006.



Chiefs Founder Lamar Hunt holds for his son, future Chiefs Chairman and CEO Clark Hunt.

When Arrowhead Stadium re-opened in 2010, Hunt's legacy was honored in Founder's Plaza, an expansive outdoor area that forms a dramatic entrance to the north side of the facility. A nine-foot heroic statue of Hunt stands as a tribute to the Chiefs late founder. In addition, eight fountains for the original eight AFL franchises symbolize Lamar's innovation and dedication to growing the game of football. Perhaps Hunt's biggest influence on the league was his quiet, yet persuasive voice of reason. Hunt's name is rightfully mentioned alongside other legendary family surnames in pro football history such as Halas, Mara and Rooney for his commitment to putting the betterment of the league ahead of any potential individual gain. His AFL model for the equal sharing of television revenue has helped maintain competitive balance in the NFL for many years. As the founder of the AFL, he helped pave the way for much of the modern growth of pro football. Possibly the greatest tribute to his contributions to the sport was the naming of the Lamar Hunt Trophy, which is presented annually to the champion of the American Football Conference. The franchise hoisted the Lamar Hunt Trophy for the first time following the 2019 season, and retained it as AFC Champions following the 2020 season.

The early days of the AFL were problem-filled and often tenuous, but Hunt saw his Dallas Texans achieve on-field success.

In 1962, the Texans won the AFL Championship with a double-OT victory over the Houston Oilers, the first of three titles won by his franchise during the league's 10-year existence. Hunt moved his team to Kansas City in 1963, where the organization was renamed the Chiefs.

His team truly put Kansas City on the "big-league" map, thanks to a star-studded squad that was the winningest in the 10-year history of the AFL. The Chiefs were among the first teams to scout and sign players from historically black colleges and universities, a progressive approach that yielded key performers such as DT Buck Buchanan, LB Willie Lanier, WR Otis Taylor and CB Emmitt Thomas. Hunt's team repeated as league champions in both 1966 and 1969. The Chiefs claimed Kansas City's first major sports championship by defeating Minnesota in Super Bowl IV.

In the late 1960s, Hunt was closely involved in the original plans for what is now GEHA Field at Arrowhead Stadium. While other venues of a similar vintage have long since been demolished, the stadium continues to serve as a point of pride for Kansas City. Thanks in large part to the vision and lobbying efforts of Hunt, Jackson County (Missouri) voters approved a 3/8 cent sales tax in April of 2006. That measure raised \$250 million for renovation efforts. Hunt's longtime dream of hosting a Super Bowl in Kansas City appeared to become a reality when NFL Commissioner Paul Tagliabue announced on November 16, 2005 that NFL owners had passed a proposal to bring the NFL's championship game to Kansas City in February of 2015.

Unfortunately, a provision in the April 2006 election that would have resurrected the "rolling roof" concept for the stadium did not pass. The "rolling roof" was part of Hunt's initial vision for Arrowhead in the 1960s. In its 21st century incarnation, the "rolling roof" would have provided a climate-controlled facility suitable for hosting the Super Bowl, the Final Four and other major events. Hunt also worked diligently to bring college football to Kansas City. Arrowhead hosted the Dr Pepper Big 12 Conference Championship Game for the fifth time in 2008. In addition to numerous other college football games, the stadium also served as a venue for international soccer matches thanks to Hunt.

During the 1990s, Hunt took great pride in his franchise's on-field resurgence as Kansas City compiled a 102-58 (.638) regular season record. Under Hunt's stewardship, the Chiefs developed an intensely-loyal fan following, not just in mid-America, but across the country and around the globe. Kansas City represented the NFL in four American Bowl contests — Berlin, Germany (1990), Tokyo, Japan (1994, 1998) and Monterrey, Mexico (1996) and has since gone on to host a game in London (2015) and play in Mexico City (2019).

Nicknamed "Games" during his childhood, Hunt's love of sports was his true lifeblood, an enthusiasm which led to his involvement in six different professional sports leagues and seven sports franchises. Hunt was involved in the development of both NASL and World Championship Tennis.

Hunt was inducted into the respective Halls of Fame of both United States Soccer (1982) and International Tennis (1993). He was also honored by the state Sports Halls of Fame of both Texas (1984) and Missouri (1995). In total, Hunt has been selected to 11 "Halls of Fame."

In 2008, Hunt's bust was added to the "Hall of Famous Missourians" at the state capitol in Jefferson City, Missouri. In 1981, Hunt was inducted into the NFL Alumni Association's prestigious Order of the Leather Helmet. He also received the Francis J. "Reds" Bagnell Award from the Maxwell Club in 1993.

In August of 2009, the Lamar Hunt Super Bowl Gallery officially opened at the Pro Football Hall of Fame in Canton, Ohio. This 4,000-square foot exhibit showcases the greatest moments in Super Bowl history and is appropriately named after the individual

who gave the world's biggest single-game sporting spectacle its current moniker. In October of 2009, the Missouri DOT officially designated a stretch of I-435 near the Truman Sports Complex as the "Lamar Hunt Memorial Highway."

Truly a sportsman for all seasons, Soccer America Magazine named Hunt one of its "25 Most Influential People" in 1999 after the 95-year-old U.S. Open Cup was renamed the "Lamar Hunt U.S. Open Cup." That same year he also received the U.S. Soccer Federation Hall of Fame Medal of Honor, joining former U.S. Soccer President Alan Rothenberg as the only other individual to earn that prestigious distinction. In 2005, the U.S. Soccer Foundation honored Hunt with its Lifetime Achievement Award.

The Hunt family served as the Investor/Operators of the Kansas City Wizards (Sporting KC) franchise of Major League Soccer from 1995-2006 and claimed the 2000 MLS Cup. They also founded and operated the Columbus Crew for 18 years, eventually selling the operating rights of the Crew in 2013. The Hunt family still oversees the operations of FC Dallas. Hunt was also one of the founding investors in the six-time World Champion Chicago Bulls of the National Basketball Association. In total, the Hunt family owns 16 championship rings from five different professional sports associations (AFL/NFL, MLS, NBA, NASL and the U.S. Soccer "Open Cup").

A highly-successful businessman outside of sports, one of Hunt's most notable innovations was SubTropolis, the world's largest underground business complex, located just north of GEHA Field at Arrowhead Stadium. Hunt also envisioned and developed Worlds of Fun, a 165-acre family entertainment complex which opened in 1973, as well as the 60-acre family water recreation park, Oceans of Fun, which was completed in 1982. While both of those entities were sold in 1995, Hunt Midwest Enterprises continues to oversee a diverse range of business interests.

Hunt was born on Aug. 2, 1932 in El Dorado, Ark., and graduated from SMU with a B.S. in Geology in 1956. While at SMU, he was a three-year reserve end on the varsity football team. Hunt was an avid supporter of his alma mater and was an annual fixture at the Cotton Bowl. In May of 2008, he was posthumously inducted as one of four inaugural members of the SMU Athletics Hall of Fame.

Hunt's wife, Norma, continued to be involved in numerous philanthropic and civic efforts in Texas and in Kansas City until her passing on June 4, 2023. She will be remembered as a loyal wife, loving mother and passionate football fan.



On Thursday, September 7, the Kansas City Chiefs announced plans to honor the life and legacy of Norma Knobel Hunt.

During the 2023 season, players will don a commemorative patch on home and road Chiefs jerseys featuring Norma's initials - "NKH" - at the center of a football. The patch will be worn on

the right side of the jersey, serving as a perfect partner to the patch on the jersey's left side honoring Lamar Hunt and the American Football League.

In addition, the NFL and the Kansas City Chiefs announced the creation of the Norma Hunt Super Bowl Champion of Education program. Beginning with Super Bowl LVIII in Las Vegas, each year one female educator will be selected to attend the game and be honored for their commitment to education, their dedication in the classroom and their selfless service to the next generation of students.

The program honors Norma's passion for education, her lifelong love of football and her renowned Super Bowl attendance streak. Norma was the only woman to attend every Super Bowl – from Super Bowl I when the Chiefs faced the Green Bay Packers, to Super Bowl LVII when the Chiefs hoisted the third Lombardi Trophy in franchise history. Additionally, she was selected to

preside over the coin toss at Super Bowl XLI (February 4, 2007) along with Hall of Fame QB Dan Marino.

Norma began her career as a high school teacher. After earning a degree in secondary education from North Texas State University in 1960, she returned to her alma mater at Richardson High School (Richardson, Texas) to serve as an American history teacher.

"My family and I are so proud to honor our mother's life and legacy this season," Chiefs Chairman and CEO Clark Hunt said. "My mom loved football, and she loved the Chiefs. She also believed in the power of sports to unite communities, and the impact sports can have on young people. While it will be difficult to begin football season without her, we look forward to continuing her legacy of attending every Super Bowl with the creation of the Norma Hunt Super Bowl Champion of Education program."



CLARK HUNT

CHAIRMAN & CEO



Clark Hunt has been the driving force behind the resurgence of the Kansas City Chiefs, transforming the iconic franchise into one of the most successful teams in the National Football League.

Since Hunt became CEO of the Chiefs in 2010, the club has earned nine AFC West Division championships, including eight consecutive division titles (2016-present). Hunt has hoisted the award that bears his father's name - the Lamar Hunt Trophy - four times in the past five years as the club claimed AFC championships and earned Super Bowl appearances following the 2019, 2020, 2022 and 2023 seasons. By winning Super Bowl LVIII following the 2023 season, the Chiefs became just the second team this century to win back-to-back world championships, and became one of just seven NFL franchises to hold at least four Super Bowl titles (IV, LIV, LVII, LVIII).

In January 2013, Hunt modified the leadership structure of the organization, announcing that for the first time in club history, the head coach, general manager and team president would all report directly to the Chairman and CEO. Hunt hired Head Coach Andy Reid in 2013, and Reid has since become the winningest head coach in franchise history. In 11 seasons under Reid, the Chiefs have won 128 regular season games, the most in the NFL during that span. The club has qualified for the postseason 10 times (2013, 2015-23), winning eight consecutive AFC West titles (2016-23), competing in six consecutive AFC Championship Games (2018-23), and winning three Super Bowls (2019, 2022-23).

Hunt extended the contracts of Reid, General Manager Brett Veach and Team President Mark Donovan in April 2024, ensuring the leadership of the club's football and business operations will remain in place for years to come.

In addition to his leadership of the Chiefs and his standing as one of the most respected leaders in the NFL, Hunt has also been instrumental in bringing football to the world - and bringing the

world of international football to the United States. From 2011-18, Hunt served as chairman of the NFL International Committee, and significantly expanded the league's international efforts and investment overseas. Before Hunt's chairmanship, the league had played four regular season games internationally. Since Hunt was named committee chairman in 2011, the league has hosted 44 regular season games across the United Kingdom, Mexico and Germany, with every NFL team playing at least once internationally. Hunt continues to serve as a member of the committee, and in 2024 the NFL will host five international regular season games, including one in Sao Paulo, Brazil, the first NFL game to be played in South America.

Hunt has also been instrumental in bringing FIFA World Cup 2026 to the United States, and specifically to GEHA Field at Arrowhead Stadium. He served as co-chair of the Kansas City bid to host the World Cup, a process that began in 2015. In 2022, FIFA announced Kansas City as one of eleven World Cup host sites in the United States, and in 2024 it announced that GEHA Field at Arrowhead Stadium will host six tournament matches, including four group fixtures and two knockout matches. Kansas City will host a quarterfinal match alongside Los Angeles, Miami and Boston.

Hunt's leadership in the NFL extends beyond his ability to grow the game. In 2019, he was named Chairman of the influential NFL Finance Committee after serving as a member for seven years. In addition to the International and Finance committees, Hunt is also a current member of three other League committees: the NFL Personal Conduct Committee, the Management Council Executive Committee (CEC) and the Commissioner's Special Committee on Ownership Policy. He was a member of the Commissioner Search Committee in 2006 which recommended Roger Goodell as the successor to then-Commissioner Paul Tagliabue, and previously served on the NFL Digital Media Committee which was restructured in 2019.

A long-time member of the Management Council Executive Committee (CEC), Hunt was instrumental in securing the NFL's last two collective bargaining agreements in 2011 and 2020.

Hunt is also a founding investor-operator in Major League Soccer, serving as Chairman and CEO of FC Dallas. Hunt and his family originally founded two other MLS clubs, the Kansas City Wizards (now Sporting Kansas City) and the Columbus Crew, before acquiring FC Dallas in 2003. Hunt remains actively involved in the continued growth of MLS, serving as a member of the MLS Board of Governors, co-chair of the Product Strategy Committee and member of the Labor Committee.

The son of legendary American sports pioneer and Chiefs Founder Lamar Hunt, Clark Hunt has built upon his father's legacy



by ensuring the Chiefs organization remains focused on its core mission: Honor Tradition, Unite our Community, Win with Character and Inspire our Fans.

As part of that mission, the organization has made significant investments in the fan experience, including major upgrades to GEHA Field at Arrowhead Stadium. The Hunt family committed \$125 million to the \$375 million renovation of GEHA Field at Arrowhead Stadium completed in 2010, which provided Chiefs fans with first-class amenities while maintaining the distinct soul and mystique that makes the venue one of the most iconic stadiums in the NFL. Since then, the club has invested tens of millions of dollars in the stadium to enhance fan experience and maintain the venue's standing as one of the best in the league. This includes replacing every seat in the seating bowl, upgrading scoreboard and video board technology, revamping the team store, renovating the locker room complex, installing stadium-wide Wi-Fi, launching the Chiefs Mobile app, and introducing additional premium club and suite options for fans in all areas of the stadium. The club has also reinvigorated the Chiefs Hall of Honor, turning it into a fully enclosed, modern, digital experience that celebrates the past, present and future of the franchise.

Under the Hunt family's leadership, GEHA Field at Arrowhead Stadium has become a cultural cornerstone for Kansas City. In 2013, Hunt and his family debuted the first phase of the Arrowhead Art Collection, a seven-figure community investment highlighting regional artwork and culture and providing educational opportunities for students throughout the Chiefs Kingdom. In total, more than 50 pieces of art have been installed at GEHA Field at Arrowhead Stadium, combining two pieces of the cultural fabric of Kansas City - sports and the arts - inside a regional architectural masterpiece. Arrowhead Events, a division of the club's business operation started under Hunt, has brought numerous musical acts to the stadium, including Taylor Swift, Billy Joel, U2, George Strait, Garth Brooks and Beyoncé.

Hunt is a native of Dallas, Texas, and he graduated first in his class at Southern Methodist University in 1987 with a degree in Business Administration and a concentration in finance. He was a captain and four-year letterman on the Mustangs' nationally ranked soccer team. Hunt has received numerous awards and recognitions from his alma mater, including the SMU Cox School of Business Outstanding Young Alumni Award in 2004 and the SMU Cox School of Business Distinguished Alumni Award in 2018. In 2020 he received the SMU Distinguished Alumni Award - the highest honor the university can bestow upon its graduates - for outstanding leadership in philanthropy, business and civic life. Hunt currently serves on the Board of Trustees for SMU and for the St. Mark's School of Texas. Hunt was also enshrined in the Dallas Business Hall of Fame in February 2022.

He and his wife, Tavia, are actively involved in numerous philanthropic initiatives in both Kansas City and Dallas. In 2023, the Chiefs recorded the largest charitable footprint in the history of the organization, with \$3.7 million delivered to Chiefs Kingdom and beyond. One of the Hunt family's lasting legacies is the Chiefs Charity Game, which has raised more than \$15.6 million for local youth-focused charities since its inception in 1985. In 2017, the Chiefs and the Hunt Family Foundation were selected as a finalist for the prestigious Robert Wood Johnson Foundation Sports Award, recognizing the influence of sports in inspiring healthy change in communities through innovation and collaboration. The Chiefs were named 2016 Business Philanthropist of the Year in Kansas City by Nonprofit Connect, an association linking the nonprofit community to education, resources and networking opportunities. Nonprofit Connect also awarded the Chiefs/Hunt Family Foundation and GEHA their "Stronger Together" Award in 2023 for their collaboration on the Joe Delaney Learn to Swim Program.

The Hunts have three children - Gracie, Knobel and Ava.

EXECUTIVES





10 16 17 18 19 19 20 22 23
20 21 22 23

MARK DONOVAN

PRESIDENT

26TH YEAR IN
THE NFL

16TH YEAR WITH
THE CHIEFS



Entering his 26th season in the National Football League and his 16th season in Kansas City in 2024, Mark Donovan is the fifth president in Chiefs history. As president, Donovan is responsible for all aspects of the club's business operations and reports directly to Chairman and CEO Clark Hunt.

Donovan brings unique experience and perspective to the team. He is one of only a few executives league-wide who has worked both at the NFL league office and multiple clubs, with valuable perspective and strong relationships both in the Kansas City area and on a national level.

In addition to serving as the President of the Chiefs, Donovan also serves as the President of Arrowhead Events, the special events arm of the organization that is responsible for bringing concerts and major events like the 2026 FIFA World Cup to GEHA Field at Arrowhead. Mark is also a partner with the Hunt family in Arrowhead Equity Ventures, a partnership that funds strategic investments.

Under Donovan's leadership, the Chiefs returned to their place as a model franchise in professional sports. Building on the direction of the Hunt family and Founder Lamar Hunt, Donovan has led a talented team that has transformed the business operation and achieved unprecedented success across all measurable areas.

The city of Kansas City, along with support from the Chiefs, hosted the 2023 NFL Draft in the downtown area surrounding historic and iconic Union Station and the National WWI Museum and Memorial. The NFL Draft delivered more than \$164 million in economic impact over its three days in Kansas City. In addition, the Chiefs, alongside several local business and civic leaders,

were part of a successful bid campaign for Kansas City to host 2026 FIFA World Cup matches, with GEHA Field at Arrowhead Stadium serving as match site. Recently, FIFA announced that Kansas City would have the honor of hosting six matches, including four group matches and two knockout matches, being one of only four cities to host a prestigious quarterfinal match. The club has also opened two Chiefs Fit locations - one in Overland Park, Kansas, and one on the historic Country Club Plaza in Kansas City, Missouri - in partnership with M6 Football.

After introducing ticketless technology in 2012-13 and expanding to mobile ticketing for the 2015 season, the club became one of the first in the NFL to move to an all-digital ticketing platform in 2018 and an all-mobile ticketing platform in 2020 to ensure efficiency and security, as well as delivering a contactless entry process for all ticketholders. Fans are able to manage their accounts and tickets from their phones while having access to membership benefits such as exclusive content and a points-based rewards program.

Donovan has consistently focused on expanding the brand and presence of the Chiefs. The club's fanbase has grown to be the second-largest and most-avid in the league in NFL rankings, while YouGov reports that more people in the U.S. identify as a Chiefs fan than any other NFL franchise. The club continues to engage with fans through content across social platforms and digital channels, reaching more than 15 million fans, making the club the fifth-most followed team in the league. The club currently ranks first in TikTok followers and YouTube subscribers and is third in the league in Instagram following. Donovan has continued to be a leader by taking a modern and multi-media approach to engage with fans. Led by the marketing team and their award-winning production group, 65 Toss Power Trap Productions, the club's storytelling is unparalleled. The Franchise, the team's annual multi-episode behind-the-scenes content series provides fans a look at the season through the eyes of the coaches, players and front office.

In addition to connecting Chiefs fans to the team they love, Donovan has overseen a period of tremendous business growth, re-establishing GEHA Field at Arrowhead Stadium as a popular venue for sports and entertainment. Arrowhead Events has seen exponential growth over the past decade, bringing several major events to Kansas City, including concerts, college football games, motorsports, as well as food and drink festivals. After a record-setting special events season in terms of events and revenue in 2023, GEHA Field at Arrowhead Stadium hosted an MLS match between Sporting Kansas City and Lionel Messi's Inter Miami CF with 72,610 fans in attendance, marking the third-largest

attendance for a standalone regular season match in MLS history. The stadium will also host a CONMEBOL Copa America match between the United States and Uruguay in July. In addition, the home of the Chiefs will host three concerts across two national tours, including Kenny Chesney and two nights of Morgan Wallen, as well as the return of Monster Jam. The University of Kansas has also selected GEHA Field at Arrowhead Stadium for four college football games while KU's David Booth Memorial Stadium undergoes significant renovations, signaling the return of NCAA Division I football to the stadium for the first time since 2015.

In his time in Kansas City, Donovan has also created a new approach to sponsorships, setting a strategy to partner with companies which share the vision, qualities and values of the Kansas City Chiefs. In 2017, the Chiefs were recognized by the Kansas City Business Journal as a Champion of Business for leadership within industry, innovation and commitment to giving back to the community. In 2019 the Chiefs announced a partnership with Government Employees Health Association, Inc. (GEHA) and in 2021, Donovan helped the club expand that partnership and secure the first stadium naming rights agreement in the history of the franchise for GEHA Field at Arrowhead Stadium.

Donovan continues to target global brand growth and international fan expansion for the club. In December 2021, the NFL awarded the Chiefs International Home Marketing Area (IHMA) rights for both Germany and Mexico, followed by expansion to Austria and Switzerland as part of the league's Global Markets Program. The club was designated to play the Miami Dolphins on Sunday, Nov. 5, 2023, the first of two NFL Germany games in Frankfurt last season. The club activated the "Chiefs Championship," a yacht fan activation on the banks of the Main River in central Frankfurt throughout the week and weekend, with 7,000 fans learning about and experiencing Chiefs Kingdom. The Chiefs earned a 21-14 victory, becoming the first team to win an NFL regular season game in four different countries (United States, United Kingdom, Mexico and Germany).

Since the launch of the Chiefs rights in Germany and Mexico, the brand has become a leader in both markets - ranking within the top five and top ten respectively for fanbase size. The Chiefs are engaged year-round in both markets through content, activations, media, youth programming and Chiefs Flag Football to ensure that awareness of, and engagement with, the club is consistent. This approach has positioned the Chiefs as the top team in social following on Instagram in both Germany and Mexico out of all teams with rights in those markets. The club developed multi-year partnerships with numerous companies in Germany leading up to the Frankfurt game in 2023 and continues business development conversations in the market. In addition, the club has signed a broadcast agreement with RTL Germany to air multiple preseason games as well as The Franchise presented by GEHA to fans in the DACH (Germany, Austria and Switzerland) region.

Locally, the Chiefs continue to be a major economic leader in the Kansas City community. Chiefs games and other events at GEHA Field at Arrowhead Stadium generate more than \$993 million annually in the metro area. Team operations and spending support nearly 6,000 full- and part-time jobs, contributing more

than \$473 million in wages and benefits in the Kansas City region. They also provide more than \$28 million in annual tax revenue for the State of Missouri.

For the club's recent efforts and on-field success, the Chiefs were awarded the 2023 ESPY for "Best Team" and were nominated for the 2024 "Sports Team of the Year" Sports Business Award presented by Sports Business Journal. Donovan was invited to speak at SBJ's 2024 World Congress of Sports on the topic of "Keeping Ahead of the Field: Staying Competitive in an Ever-Changing Industry." He was also recognized as the 2021 Executive of the Year by the Kansas City Sports Commission, largely for his leadership in safely navigating the organization, the stadium and Chiefs fans through the COVID-impacted 2020 football season.

Donovan's leadership extends to the community where he sits on the Board of Directors for the Hunt Family Foundation. He has helped establish a more strategic approach to the Chiefs charitable giving and community involvement, better enabling the club to carry out its vision to focus resources for greater impact. This approach has prioritized a handful of causes: children's health and wellness, children and families in crisis, civic responsibility and legacy of the Chiefs and the NFL. The Chiefs Charity Game, one of the many Kansas City traditions started by the Hunt family, is the longest-running and most successful charity game in the National Football League. In 2023, the club recorded the largest charitable footprint in organization history with \$3.7 million delivered to Chiefs Kingdom and beyond.

Donovan and his wife Kathy are also personally committed to the community, serving in numerous civic and charitable leadership roles. He served two terms as the Founding Board Chair for City Year Kansas City beginning in 2016 and remains on the board. For his support of City Year, AmeriCorps and the national service community, Donovan was awarded the Citizen Service Award by Voices for National Service in February of 2019. In the past few years, the couple has chaired the 2020 Angel Gala for The Children's Place, the 2019 City Year Gala as well as Treads and Threads 2019 to benefit The University of Kansas Health System. Kathy Donovan serves on United WE's Board of Directors. They served as keynote speakers for the United WE Champion Breakfast in 2021 and 2023 as allies to raise funds and awareness for the advancement of women's economic and civic leadership.

Donovan arrived in Kansas City after six years with the Philadelphia Eagles as Senior Vice President of Business Operations (2003-08). Prior to joining the Eagles, Donovan held leadership roles as the NFL's Senior Director of Sales and Marketing (1999-2003) and the Director of Sales and Marketing for the National Hockey League (1997-99). He also brings seven years of experience in the private business sector.

The Pittsburgh, Pennsylvania, native graduated from Brown University with a double major in political science and organizational behavior/management. He captained the Brown football squad as the team's quarterback and signed with the New York Giants as a free agent upon graduation.

He and his wife, Kathy, have two children and reside in Kansas City.



ANDY REID

HEAD COACH




33RD YEAR IN THE NFL

12TH YEAR WITH THE CHIEFS

REID'S FOOTBALL CAREER

1979-82	BYU	Tackle/Guard ('79-81) Graduate Assistant ('82)
1983-85	San Francisco State	Off. Coordinator/ Offensive Line
1986	Northern Arizona	Offensive Line
1987-88	Texas-El Paso	Offensive Line
1989-91	Missouri	Offensive Line
1992-98	Green Bay Packers	TE/OL ('92-96) Quarterbacks ('97-98)
1999-12	Philadelphia Eagles	Head Coach ('99-00) HC/Exec. V.P. Football Ops ('01-12)
2013-24	Kansas City Chiefs	Head Coach



Andy Reid enters his 12th season at the helm of the Kansas City Chiefs in 2024. He was hired as the club's 13th head coach in franchise history on January 7, 2013.

Entering his 26th season as an NFL head coach, Reid owns a 258-144-1 regular season record and adds a 26-16 postseason record, giving him 284 total wins, which ranks fourth in NFL history and first among active head coaches. Reid is a three-time Super Bowl Champion. In 2019, his squad beat the San Francisco 49ers 31-20 in Super Bowl LIV. Just three seasons later, he led his team to back-to-back Super Bowl victories in 2022 and 2023, marking the first time a club has won back-to-back Super Bowls in two decades. The Chiefs beat the Philadelphia Eagles 38-35 in Super Bowl LVII followed by a 25-22 overtime victory over the San Francisco 49ers in Super Bowl LVIII.

Reid joined the Chiefs after 14 seasons as Head Coach/Executive Vice President of Football Operations of the Philadelphia Eagles where he compiled a 130-93-1 (.583) regular season record. Including his years as an assistant coach, Reid's teams have made the playoffs 25 times (35-21 record). He has coached in seven Super Bowls and 14 Championship Games (8 NFC, 6 AFC), including being the first coach in NFL history to coach in five-consecutive home Conference Championship Games (2018-22). He owns three NFL Coach of the Year honors.

Since his arrival in Kansas City, Reid's teams have made it to the playoffs 10 out of 11 seasons and played in six-straight AFC Championship games (2018-23). He has led his squad to the Super Bowl four times in five seasons (2019, 2020, 2022, 2023), winning three championships, including back-to-back titles. In 11 seasons under Reid, the Chiefs have recorded 10 10-plus win seasons, logging a .715 (128-51) winning percentage, which is the top mark in franchise history.

Reid led the 2023 Kansas City Chiefs to an 11-6 record, extending the club's franchise record streak to eight-straight AFC West Championships. Entering the playoffs as the No. 3 seed, the Chiefs beat the Miami Dolphins 26-7 in the Wild Card Round at home before QB Patrick Mahomes had to play a playoff game on the road for the first time in his six-year career as a starter. The club beat the No. 2 seed Buffalo Bills 27-24 in the Divisional Round and the No. 1 seed Baltimore Ravens 17-10 in the AFC Championship Game before taking down the San Francisco 49ers 25-22 in overtime in Super Bowl LVIII. Mahomes earned his third Super Bowl MVP honor as the club secured its third Super Bowl title (LIV, LVII, LVIII) in five seasons. Earlier that season in a Week 5 win over the Minnesota Vikings, Reid surpassed Pro Football Hall of Fame Coach Tom Landry to sit in the fourth spot on the NFL's all-time wins list.

In 2022, Reid led his team to a 14-3 record, securing the club's seventh-consecutive AFC West title and a No. 1 seed in the playoffs. The Chiefs defeated the Jacksonville Jaguars 27-20 in the Divisional Round and beat the Cincinnati Bengals 23-20 in an AFC Championship Game rematch, extending the club's NFL record to five championship games hosted at GEHA Field at Arrowhead Stadium. The Chiefs went on to beat the Philadelphia Eagles 38-35 in Super Bowl LVII. Under Reid's tutelage, QB Patrick Mahomes added his second NFL MVP (2019, 2022) honor and second Super Bowl MVP (LIV, LVII) award to his resume after leading the NFL in several statistical categories, including passing yards (5,250), touchdowns (41) and 25+ yard passes (49).

Reid's 2021 squad recorded a 12-5 record in the NFL's first 17-game season, won a sixth-straight AFC West title and secured the No. 2 seed in the AFC. Kansas City defeated Pittsburgh 42-21 in the wild card round and Buffalo 42-36 in the divisional round en route to hosting the AFC Championship Game at GEHA Field at



Arrowhead Stadium. The Chiefs fell to Cincinnati 27-24. In Week 4, Reid recorded his 100th victory with Kansas City (postseason included), becoming the first head coach in NFL history to tally 100-plus wins with two franchises.

The 2020 Kansas City Chiefs tallied a franchise-record 14 wins (14-2 record), won their fifth-straight AFC West titles and secured the No. 1 seed in the AFC for the second time in three years (2018, 2020). Kansas City defeated Cleveland 22-17 in the divisional round and Buffalo 38-24 in its third-consecutive AFC Championship Game at GEHA Field at Arrowhead Stadium. Kansas City hoisted the Lamar Hunt Trophy as AFC Champions for the second-straight year en route to its second-consecutive Super Bowl appearance. After just three years as starting QB, Reid-mentored Mahomes was the fastest player to throw 100 touchdown passes, doing so in just 40 games.

In 2019, Reid's 12-4 Chiefs finished the regular season as AFC West Champs for a fourth-straight season and secured the No. 2 seed in the AFC. The club defeated Houston 51-31 in the divisional round and Tennessee 35-24 in the AFC Championship Game on its way to returning to the Super Bowl for the third time in franchise history, marking the first Super Bowl appearance since the club won Super Bowl IV following the 1969 season. In Super Bowl LIV in Miami, Florida, Reid's Chiefs fell behind 20-10. Entering the fourth quarter, Mahomes rallied the offense, putting up 21-unanswered points to secure a 31-20 win over the San Francisco 49ers. Mahomes' performance earned him Super Bowl MVP honors.

In 2018, Reid's team notched a 12-4 record and third-straight AFC West title. Mahomes became the first player in Chiefs history to be named NFL MVP. The club earned a No. 1 seed in the playoffs and defeated the Indianapolis Colts 31-13 in the divisional round. The win marked Kansas City's first home playoff win since Jan. 8, 1994. The Chiefs hosted their first AFC Championship Game in franchise history, falling 37-31 in overtime to the eventual Super Bowl LIII Champion New England Patriots. Following the season, Reid was named Coach of the Year from the Maxwell Football Club for the fourth time in his career (2000, 2002, 2010, 2018). That season, following the club's Week 7 win over the Cincinnati Bengals, Reid became just the ninth head coach in NFL history to log 200 wins (regular and postseason).

In 2017, Reid led the Chiefs to a 10-6 record en route to the club's second-consecutive AFC West title, the first time in franchise history the club had won the division in back-to-back years.

In 2016, Reid led the Chiefs to a 12-4 record and an AFC West title for the first time since 2010. The team finished a perfect 6-0 against its division foes. It was the club's best record since going 13-3 in 2003. The Chiefs earned a first-round bye in the NFL playoffs and hosted a home AFC Divisional Game.

In 2015, Reid's Chiefs rattled off 10 consecutive regular season wins to finish 11-5 and earn a playoff berth. The Chiefs defeated the Houston Texans 30-0 in an AFC Wild Card game in Houston, marking the team's first playoff win in 22 years. Reid and company advanced to the AFC Divisional Round. The club's 10-straight wins after starting just 1-5 marked the greatest turnaround in a single season in NFL history. Reid's efforts earned him AFC Coach of the Year honors.

In his first year with the club, Reid was named the 2013 AFC Coach of the Year by the 101 Committee after his squad recorded the greatest single-season turnaround in franchise history. Reid's team finished with an 11-5 record, a nine-game turnaround from the previous season and qualified for the postseason for the first time since 2010. Additionally, Reid mentored 10 players who earned Pro Bowl honors, more than any other team in the NFL that season.

One of the most successful coaches in professional sports, Reid utilizes a passionate, yet workmanlike approach as an NFL head coach. A former offensive lineman at BYU, Reid still lives and works with those humble principles he learned during his time in the trenches.

MOST NFL WINS AS HEAD COACH

1.	Don Shula	347
2.	Bill Belichick	333
3.	George Halas	324
4.	Andy Reid	284
5.	Tom Landry	270
6.	Curly Lambeau	229
7.	Chuck Noll	209
8.	Marty Schottenheimer	205
9.	Dan Reeves	201
10.	Chuck Knox	193

** Bold Denotes Active NFL Coaches*

"Kansas City is just going to get better. This is just the start of it," the late Pro Football Hall of Fame Head Coach John Madden said upon Reid joining the Chiefs. "He has a plan. And he's very thorough, very smart. He's a good coach, always has been."

His vision, his dedication and his organizational skills have been impeccable during his coaching career. Reid joined Philadelphia as head coach in 1999 and remained in that role through the 2012 season, becoming one of just 11 first-time NFL head coaches to lead 12-or-more seasons with the same club. Reid assumed the additional role of Executive Vice President of Football Operations in 2001.

While compiling his 10-9 postseason record with Philadelphia, Reid led the Eagles franchise to one Super Bowl appearance, a game that saw Philadelphia fall by a mere field goal to the New England Patriots in Super Bowl XXXIX following the 2004 season. Reid guided Philadelphia to nine playoff appearances (2000, 2001, 2002, 2003, 2004, 2006, 2008, 2009, 2010) during his 14-year tenure in the City of Brotherly Love. During that time period, only Indianapolis (12) and New England (10) had more postseason appearances than the Eagles.

The Eagles captured their sixth NFC East division title under Reid in 2010. Along the way, Reid played a vital role in the rebirth of QB Michael Vick, who earned Comeback Player of the Year honors as well as a Pro Bowl berth. Reid, himself, earned Coach of the Year honors from the Maxwell Football Club.

In 2008, Reid became the 37th coach to reach the 100-win plateau and the 22nd to win 100 games with one franchise. He overcame a 5-5-1 start to reach the NFC Championship Game.

In 2006, the Eagles lost six of their first 11 games and two of their most explosive players in QB Donovan McNabb and DE Jevon Kearse, but Reid led a five-game win streak to close out the season, capturing the NFC East division title.

The 2004 Eagles clinched the NFC East title with five games remaining in the regular season and the No. 1 seed in the NFC playoffs. Along the way, Reid passed Greasy Neale for the most wins in franchise history as the Eagles earned their first trip to the Super Bowl since 1980.

In 2003, Philadelphia overcame an 0-2 start and a slew of injuries to post its second consecutive 12-win season. A year earlier, Reid was the overwhelming choice as the NFL's Coach of the Year as the Eagles thrived without the services of McNabb to still capture home-field advantage in the playoffs.

After a 5-11 mark in his first season, Reid led the 2000 Eagles to the greatest turnaround in franchise history, finishing second in the NFC East at 11-5 and earning a trip to the NFC Divisional Playoffs. For his efforts, Reid was named the NFL's Coach of the Year by the Maxwell Football Club, The Sporting News, and Football Digest.

Throughout his time in the NFL, Reid has continuously evaluated what is best for the game of football, serving on the NFL Competition Committee's Coaches Subcommittee. The subcommittee is instrumental in providing feedback to the NFL Competition Committee for potential rule changes and ways to

improve the game.

"I am a huge fan of Coach Reid," NFL Commissioner Roger Goodell said. "He is a person I have tremendous respect for as a coach and family man. Andy has been very helpful to me as Commissioner. He has tremendous insight into our game, and we are fortunate to have him in the NFL."

Reid was originally introduced as the head coach of the Philadelphia Eagles on Jan. 11, 1999, after spending seven seasons as an assistant coach with the Green Bay Packers under Head Coach Mike Holmgren. During his seven years with the Packers, Reid served as the tight ends coach and assistant offensive line coach (1992-96) and as quarterbacks coach (1997-98). In his span with the Packers, the team reached the playoffs six times and represented the NFC twice in back-to-back Super Bowls, defeating New England in Super Bowl XXXI and falling to Denver in Super Bowl XXXII.

During his two-year stint as quarterbacks coach, Reid worked with Pro Football Hall of Fame QB Brett Favre. While tutoring Favre, Reid and the Packers won their second straight NFC title, and Favre garnered league MVP honors for the third-consecutive season.

Prior to joining the NFL ranks, Reid's final collegiate stop was in Columbia, Missouri, as he coached the offensive line at the University of Missouri (1989-91). Prior to his stint with the Tigers, Reid spent two years working with the offensive line at the

University of Texas - El Paso, and before that, he held the same position with Northern Arizona. In 1983, Reid took the position of offensive coordinator and offensive line coach at San Francisco State, helping the Gators lead the nation in passing and total offense for three consecutive years (1983-85).

A tackle and guard at Brigham Young University from 1979-81, Reid entered the coaching ranks as a graduate assistant at BYU under Head Coach LaVell Edwards in 1982. It was in that time at BYU that Reid began his association with Holmgren, who served as the quarterbacks coach for the Cougars. While at BYU, Reid earned both a bachelor's degree in physical education and a master's degree in professional leadership in physical education and athletics. While playing for the Cougars, Reid was also a columnist for the Provo Daily Herald.

A native of Los Angeles, Reid prepped at John Marshall High School in Los Angeles and went on to go to Glendale (Calif.) Junior College before attending BYU. Reid has been inducted into the Marshall High School Athletic Hall of Fame, as well as the Glendale Junior College Hall of Fame.

Education: Brigham Young University (B.A. 1981). **Born:** Los Angeles Family: Wife - Tammy; Children - Sons Spencer, Britt and the late Garrett, and daughters Drew Ann and Crosby. He has 13 grandchildren - Maverick, Somers, Saylor, Blake, Reid, Brigitte, Canyon, Ryker, Rylen, Garrett, Ford, Levi and Deacon Andrew.

REID'S HEAD COACHING RECORD

Year	Reg. Season	Pct.	Playoffs	Overall	Result
1999	5-11	.313	0-0	5-11	5th in NFC East
2000	11-5	.688	1-1	12-6	2nd in NFC East; reached divisional playoffs
2001	11-5	.688	2-1	13-6	1st in NFC East; reached NFC Championship Game
2002	12-4	.750	1-1	13-5	1st in NFC East; reached NFC Championship Game
2003	12-4	.750	1-1	13-5	1st in NFC East; reached NFC Championship Game
2004	13-3	.813	2-1	15-4	1st in NFC East; reached Super Bowl XXXIX
2005	6-10	.375	0-0	6-10	4th in NFC East
2006	10-6	.625	1-1	11-7	1st in NFC East; reached divisional playoffs
2007	8-8	.500	0-0	8-8	4th in NFC East
2008	9-6-1	.594	2-1	11-7-1	2nd in NFC East; reached NFC Championship Game
2009	11-5	.688	0-1	11-6	2nd in NFC East; reached wild card round
2010	10-6	.625	0-1	10-7	1st in NFC East; reached wild card round
2011	8-8	.500	0-0	8-8	2nd in NFC East
2012	4-12	.250	0-0	4-12	4th in NFC East
2013	11-5	.688	0-1	11-6	2nd in AFC West; reached wild card round
2014	9-7	.563	0-0	9-7	2nd in AFC West
2015	11-5	.688	1-1	12-6	2nd in AFC West; reached divisional playoffs
2016	12-4	.750	0-1	12-5	1st in AFC West; reached divisional playoffs
2017	10-6	.625	0-1	10-7	1st in AFC West; reached wild card round
2018	12-4	.750	1-1	13-5	1st in AFC West; reached AFC Championship Game
2019	12-4	.750	3-0	15-4	1st in AFC West; Super Bowl LIV Champions
2020	14-2	.875	2-1	16-3	1st in AFC West; reached Super Bowl LV
2021	12-5	.706	2-1	14-6	1st in AFC West; reached AFC Championship Game
2022	14-3	.824	3-0	17-3	1st in AFC West; Super Bowl LVII Champions
2023	11-6	.647	4-0	15-6	1st in AFC West; Super Bowl LVIII Champions
TOTALS	258-144-1	.641	26-16	284-160-1	19 Playoff Berths, 14 Div. Titles, 1 NFC Title, 4 AFC Titles, 3 Super Bowl Championships (LIV, LVII & LVIII)



REID'S COACHING TREE

Throughout his time as an NFL head coach, Andy Reid has constructed quality coaching staffs to assist him. A number of those assistants have since gone on to head coaching responsibilities for other NFL franchises. Below is a list of notable coaches who have come from Reid's Philadelphia/Kansas City staffs:

Coach	Current Team	Yrs in Current Role	Current Position / Previous Position
Todd Bowles	Tampa Bay	2019-present	Head Coach / Former NYJ HC
Brad Childress	--	--	Former MIN Head Coach
David Culley	--	--	Former HOU Head Coach
Leslie Frazier	Seattle	2024	Asst. Head Coach / Former MIN Head Coach
John Harbaugh	Baltimore	2008-present	Head Coach
Sean McDermott	Buffalo	2017-present	Head Coach
Matt Nagy	Kansas City	2022-present	Off. Coordinator / Former CHI Head Coach
Doug Pederson	Jacksonville	2022-present	Head Coach / Former PHI Head Coach
Ron Rivera	--	--	Former WAS HC / Former CAR HC
Pat Shurmur	--	--	Former NYG HC
Steve Spagnuolo	Kansas City	2019-present	Def. Coordinator / Former STL HC

REID'S STAFF MEMBERS WITH NFL PLAYING EXPERIENCE

Head Coach Andy Reid's 2024 coaching staff has a lot of championship experience under their belts. Of the 27 coaches on staff, a total of 17 have coached in all three of the Chiefs Super Bowl wins (LIV, LVII, LVIII), and three coaches arrived in Kansas City with Super Bowl championship experience already on their resumes. Below is a list of this season's coaching staff's Super Bowl championships.

Coach	Position Group	Super Bowl Championships
Dave Toub	Asst. Head Coach/Special Teams Coordinator	LIV, LVII, LVIII
Steve Spagnuolo	Defensive Coordinator	XLII, LIV, LVII, LVIII
Matt Nagy	Offensive Coordinator	LVII, LVIII
Louie Addazio	Defensive Quality Control	--
Joe Bleymaier	Pass Game Coordinator	LIV, LVII, LVIII
Terry Bradden	Asst. Defensive Line	LIV, LVII, LVIII
Greg Carbin	Asst. Strength & Conditioning	LIV, LVII, LVIII
Nick Cassetta	Asst. Strength & Conditioning	LVIII
Joe Cullen	Defensive Line	LVII, LVIII
Donald D'Alesio	Safeties	LVII, LVIII
Brendan Daly	Linebackers	XLIX, LI, LIII, LIV, LVII, LVIII
Porter Ellett	Asst. Running Backs	LIV, LVII, LVIII
Connor Embree	Wide Receivers	LIV, LVII, LVIII
Mike Frazier	Statistical Analysis Coordinator	LIV, LVII, LVIII
David Girardi	Quarterbacks	LIV, LVII, LVIII
Andy Heck	Offensive Line	LIV, LVII, LVIII
Andy Hill	Asst. Special Teams	LVII, LVIII
Corey Mattheaei	Asst. Offensive Line	LIV, LVII, LVIII
Tom Melvin	Tight Ends	LIV, LVII, LVIII
Dave Merritt	Defensive Backs	XLII, XLVI, LIV, LVII, LVIII
Todd Pinkston	Running Backs	LVIII
Spencer Reid	Asst. Strength & Conditioning	LVIII
Ryan Reynolds	Head Strength & Conditioning/Dir. of Sports Science	LIV, LVII, LVIII
Kevin Saxton	Offensive Assistant	LVIII
Alex Whittingham	Defensive Quality Control	LIV, LVII, LVIII
Dan Williams	Offensive Quality Control/Asst. Quarterbacks	LIV, LVII, LVIII
Rod Wilson	Outside Linebackers	LIV, LVII, LVIII



BRETT VEACH

GENERAL MANAGER

18TH YEAR IN THE NFL

12TH YEAR WITH THE CHIEFS



VEACH'S FOOTBALL CAREER

1998-03	Delaware	Wide Receiver ('98-01) Graduate Assistant Coach ('02-03)
2007-12	Philadelphia Eagles	Asst. to HC ('07-09) Pro & College Scout ('10) Southeast Regional Scout ('11-12)
2013-24	Kansas City Chiefs	Pro & College Analyst ('13-14) Co-Director of Player Personnel ('15-16) General Manager ('17-24)



Brett Veach enters his eighth season as the Kansas City Chiefs General Manager and his 18th year in the National Football League in 2024. Veach was named the seventh general manager in Kansas City Chiefs history on July 10, 2017, reporting directly to Chiefs Chairman and CEO Clark Hunt on all player personnel matters.

"After a comprehensive search process, I am pleased to announce that we have hired Brett Veach to serve as the next General Manager of the Kansas City Chiefs," Hunt said in a statement upon his hire. "Brett has a sharp football mind, a tremendous work ethic and a keen eye for finding talent. Over the last four seasons, he's played a critical role in building our football team. I look forward to working with him to continue to build on the strong foundation we have in place."

Veach enters his 12th season with the Chiefs after originally joining the club in 2013. He was promoted to Co-Director of Player Personnel prior to the 2015 season after serving two seasons as the club's Pro and College Personnel Analyst (2013-14).

During Veach's seven seasons as general manager, the club has won the AFC West every year. The club has played in six-straight AFC Championship Games, including hosting an NFL

record five-straight at GEHA Field at Arrowhead Stadium. In that span, the club has also played in four Super Bowls in five years, hoisting the Lombardi trophy three times (LIV, LVII & LVIII), including back-to-back championship seasons.

The 2023 Kansas City Chiefs recorded an 11-6 record, extending the club's streak to eight-straight AFC West Championships. Entering the playoffs as the No. 3 seed, the Chiefs beat the No. 6 seed Miami Dolphins 26-7 in the Wild Card Round at home before QB Patrick Mahomes had to go on the road for the first time in his six-year career as a starter. The club beat the No. 2 seed Buffalo Bills 27-24 and the No. 1 seed Baltimore Ravens 17-10 before taking down the San Francisco 49ers 25-22 in overtime in Super Bowl LVIII. Mahomes earned his third Super Bowl MVP honor as the club secured its third Super Bowl title (LIV, LVII, LVIII) in five seasons.

In 2022, the Chiefs recorded a 14-3 record, securing a franchise-record seventh-consecutive AFC West title and a No. 1 seed in the playoffs. Kansas City defeated the Jacksonville Jaguars 27-20 in the divisional round and beat the Cincinnati Bengals 23-20 in an AFC Championship Game rematch, extending the club's NFL record to five championship games hosted at GEHA Field at Arrowhead Stadium. QB Patrick Mahomes added his second NFL MVP and second Super Bowl MVP to his resume after leading the NFL in several statistical categories, including passing yards (5,250), touchdowns (41) and 25+ yard passes (49).

The 2021 Kansas City Chiefs recorded a 12-5 record in the NFL's first 17-game season, extended the franchise record to six-straight AFC West titles and secured the No. 2 seed in the AFC. Kansas City defeated Pittsburgh 42-21 in the wild card round and Buffalo 42-36 in the divisional round en route to hosting an NFL-record fourth-consecutive AFC Championship Game at GEHA Field at Arrowhead Stadium. The Chiefs fell to Cincinnati 27-24.

The 2020 squad went 14-2, earning a fifth-straight AFC West title and the No. 1 seed in the AFC. Kansas City defeated Cleveland 22-17 in the divisional round and Buffalo 38-24 in the third-consecutive AFC Championship Game at GEHA Field at Arrowhead Stadium. Kansas City hoisted the Lamar Hunt Trophy as AFC Champions for the second-straight year en route to its second-consecutive Super Bowl appearance. The club fell to the Tampa Bay Buccaneers 31-9 in Super Bowl LV.

In 2019, the Chiefs finished 12-4 in the regular season, notched a fourth-consecutive AFC West Championship and secured the No. 2 seed in the AFC. The club defeated the Houston Texans 51-31 in the divisional round and the Tennessee Titans 35-24 in the AFC Championship Game on its way to returning to the Super Bowl for the third time in franchise history and first time since the club won Super Bowl IV following the 1969 season.



In Super Bowl LIV in Miami, Florida, the Chiefs fell behind 20-10. Entering the fourth quarter, Mahomes rallied his offense, putting up 21-unanswered points to secure a 31-20 win over the San Francisco 49ers. Mahomes' performance earned Super Bowl MVP honors. At 41 years old, Veach became the second-youngest general manager to win a Super Bowl.

In 2018, the team notched a 12-4 record and third-straight AFC West title. The club earned a No. 1 seed in the playoffs and defeated the Indianapolis Colts 31-13 in the divisional round. The win marked Kansas City's first home playoff win since Jan. 8, 1994. The Chiefs hosted the first AFC Championship Game in franchise history, falling 37-31 in overtime to the eventual Super Bowl LIII Champion New England Patriots. Following the season, Mahomes became the first player in Chiefs history to be named NFL MVP as he became just the second quarterback (QB Peyton Manning in 2013) in NFL history to throw for 50 touchdowns and 5,000 passing yards in a single season.

In 2017, the club compiled a 10-6 record and led the division for the second-consecutive season, marking the first time in franchise history the Chiefs had won the division in back-to-back seasons.

The 2024 NFL Draft marked the seventh draft that Veach was at the helm of the personnel department. In seven drafts, he has made five first-round selections, including two in 2022. Veach has a reputation for being aggressive in the draft, especially in the first round. He has initiated a trade with the first-round selection in five of his seven drafts as general manager. In 2024, Veach traded up four spots from No. 32, selecting WR Xavier Worthy (Texas) with the 28th overall pick. He drafted DE Felix Anudike-Uzomah (Kansas State) with the 31st pick in 2023. In the 2022 NFL Draft, Veach traded up to select CB Trent McDuffie (Washington) with the 21st overall selection, and at No. 30, he selected DE George Karlaftis (Purdue). Veach traded the club's first round pick in 2021 as part of a deal acquiring T Orlando Brown from the Baltimore Ravens. The 2022 NFL Draft marked the first draft during Veach's tenure as GM that he made a first-round selection, picking RB Clyde Edwards-Helaire at No. 32. Veach traded the 2018 and 2019 first-round picks to Buffalo and Seattle, respectively. The 2018 first-round pick was part of the package to trade up in 2017 to select QB Patrick Mahomes, and the 2019 first-round selection was part of the deal to acquire DE Frank Clark.

Prior to being promoted to general manager, Veach played an integral role in the scouting process of QB Patrick Mahomes. The club's 22nd overall selection in the 2018 NFL Draft was traded to Buffalo in 2017 in order to move up and draft Mahomes 10th overall. In his first seven NFL seasons, Mahomes is a two-time NFL MVP (2018, 2022), as well as a three-time Super Bowl MVP (LIV, LVII, LVIII). Entering the 2024 NFL season, Mahomes owns 28,424 passing yards, 219 touchdowns and 63 INTs in his career and became the fastest player in NFL history to throw 20,000 passing yards, doing so in just 67 games.

Since Veach was elevated to general manager, he has proven his competitive approach to building the roster is ongoing. Prior to the 2022 NFL Draft, Veach traded WR Tyreek Hill to the Miami Dolphins in exchange for five draft picks, including three in the 2022 NFL Draft, giving the club 12 total picks that year, which was the most amount of picks Veach has had entering the draft. Ten of the 12 picks started at least one contest in the 2022 season. All but three of Veach's 23 draft picks from the 2021, 2022 and 2023 NFL Drafts are currently on the club's roster, and 10 of them started in one or both of the club's back-to-back Super

Bowl Championship games.

Veach also has proven his due diligence in evaluating veteran talent both currently on the Chiefs roster or elsewhere around the NFL. During his time as General Manager, Veach has worked with players and their representatives to extend, re-sign or acquire several players. QB Patrick Mahomes, TE Travis Kelce

VEACH'S FIRST-ROUND DRAFT HISTORY		
Year	No. (Overall)	Selection (School)
2007 (PHI)	--	No First-Round Selection
2008	--	No First-Round Selection
2009	19	WR Jeremy Maclin (Missouri)
2010	13	DE Brandon Graham (Michigan)
2011	21	G Danny Watkins (Baylor)
2012	12	DT Fletcher Cox (Miss. State)
2013 (KC)	1	T Eric Fisher (Central Michigan)
2014	23	LB Dee Ford (Auburn)
2015	18	CB Marcus Peters (Washington)
2016	--	No First-Round Selection
2017	10	QB Patrick Mahomes (Texas Tech)
2018	--	No First-Round Selection
2019	--	No First-Round Selection
2020	32	RB Clyde Edwards-Helaire (LSU)
2021	--	No First Round Selection
2022	21	CB Trent McDuffie (Washington)
2022	30	DE George Karlaftis (Purdue)
2023	31	DE Felix Anudike-Uzomah (Kansas State)
2024	28	WR Xavier Worthy (Texas)

and DE Chris Jones are the most notable players drafted by the club prior to Veach's time as GM that he has made a priority to keep in the red and gold. Similarly, his ability to evaluate and recruit veteran free agents has been proven as he's signed key contributors that have come in and played a significant role on the club's Super Bowl teams including - S Tyrann Mathieu (2019), DE Frank Clark (2019), S Justin Reid (2022), WR Juju Smith-Schuster (2022), WR Marquez Valdes-Scantling (2022), T Jawaan Taylor (2023), T Donovan Smith (2023), LB Drue Tranquill (2023) and S Mike Edwards (2023).

The Mt. Carmel, Pa., native joined the Chiefs after spending six years with the Philadelphia Eagles (2007-12). He served as a Southeast Regional Scout (2011-12) after originally joining Philadelphia's Player Personnel Department as a Pro and College Scout in 2010. Prior to entering the scouting department, Veach was the Assistant to Head Coach Andy Reid for three seasons (2007-09). Before joining the Eagles, Veach was the Supervisor of Intercollegiate Athletic Events at his alma mater, the University of Delaware (2005-06). He was a four-year letterman as a wide receiver for the Blue Hens, catching 99 passes for 1,470 yards (14.8 avg.). He left Delaware as the school's all-time leader in kickoff return yards with 1,558 yards.

Veach earned a bachelor's degree in health and physical education and a master's degree in education from Delaware. Along the way, he earned Atlantic 10 Conference All-Academic honors three times during his collegiate career. He was a standout running back for Mt. Carmel High School where he was named state player of the year in 1996 and was a two-time all-state selection. He was also selected to participate in the Big 33 game between the top high school players from Pennsylvania and Ohio.

Education: Delaware (B.S. 2002, Ed.M. 2004). **Born:** Mt. Carmel, Pa. **Family:** Wife - Alison; Children - twin sons, Elijah and Wylan, and a daughter, Ella.

VEACH'S NFL RECORD

Year	Reg. Season	Pct.	Playoffs	Overall	Result
2007	8-8	.500	0-0	8-8	4th in NFC East
2008	9-6-1	.594	2-1	11-7-1	2nd in NFC East; reached NFC Championship Game
2009	11-5	.688	0-1	11-6	2nd in NFC East; reached wild card round
2010	10-6	.625	0-1	10-7	1st in NFC East; reached wild card round
2011	8-8	.500	0-0	8-8	2nd in NFC East
2012	4-12	.250	0-0	4-12	4th in NFC East
2013	11-5	.688	0-1	11-6	2nd in AFC West; reached wild card round
2014	9-7	.563	0-0	9-7	2nd in AFC West
2015	11-5	.688	1-1	12-6	2nd in AFC West; reached wild card round
2016	12-4	.750	0-1	12-5	1st in AFC West; reached wild card round
2017	10-6	.625	0-1	10-7	1st in AFC West; reached wild card round
2018	12-4	.750	1-1	13-5	1st in AFC West; reached the AFC Championship Game
2019	12-4	.750	3-0	15-4	1st in AFC West; Super Bowl LIV Champions
2020	14-2	.875	2-1	16-3	1st in AFC West; reached Super Bowl LV
2021	12-5	.706	2-1	14-6	1st in AFC West; reached AFC Championship Game
2022	14-3	.824	3-0	17-3	1st in AFC West; Super Bowl LVII Champions
2023	11-6	.647	4-0	15-6	1st in AFC West; Super Bowl LVIII Champions
TOTALS	178-90-1	.649	18-10	195-106-1	13 Playoff Appearances, 9 Div. Titles, 4 AFC Titles, 3 Super Bowl Championships (Super Bowl LIV, LVII & LVIII)



DAN CRUMB

**EXECUTIVE VICE PRESIDENT
AND CHIEF FINANCIAL
OFFICER**

15TH YEAR IN
THE NFL

15TH YEAR WITH
THE CHIEFS



Dan Crumb was named Kansas City’s Chief Financial Officer on September 17, 2010, and added the title of Executive Vice President in March 2021. He enters his 15th season in the National Football League in 2024, working with Chiefs Chairman and CEO Clark Hunt and President Mark Donovan in directing the club’s financial operations and supporting the team’s business operations.

Since joining the Chiefs, Crumb has been instrumental in instituting changes that have improved the team’s business performance and efficiency, employing the use of pricing models in a variety of business facets to ensure the club is planning for a future of growth across its football and business ventures. He also oversaw the implementation of new forecasting and budgeting, financial reporting, human resources/payroll and CRM systems along with the development of a company-wide internal business planning system complete with dashboarding and benchmarking tools to maximize efficiency in the business planning process.

Along with the club’s finance, strategy and data analytics and accounting departments, Crumb also oversees the team’s information technology department, which serves the technology needs of both the Chiefs and Hunt Midwest Enterprises. For his work, Crumb was recognized as a 2016 CFO of the Year by the Kansas City Business Journal.

Throughout 2021, Crumb and the club’s information technology department continued to strategically outsource software as a service partner while maintaining closer control on the internal systems needed to facilitate gameday and other major events at GEHA Field at Arrowhead Stadium. New solutions in payment processing as well as customer data, marketing and loyalty were introduced to improve the fan experience. Additionally, enhanced protective controls were added at both GEHA Field at Arrowhead Stadium and the team’s practice facility. Lastly, the technology team digitized many of the processes and displays in the club’s player personnel department, including the evolution to dynamic scouting systems to allow more streamlined processes.

Crumb worked closely with the information technology department throughout the COVID-19 pandemic, ensuring that the team’s e-commerce structure was sustainable while emphasizing vendor satisfaction. Crumb also led the charge on the club’s transition to a virtual work environment, ensuring that many of the club’s practices would be transferable to a post-pandemic environment.

Prior to joining the Chiefs, Crumb, a New Orleans native, worked for the New Orleans Hornets of the National Basketball Association as the team’s Senior Vice President and Chief

Financial Officer. During his time with the Hornets, he led the club’s finance, human resources and information technology departments. He oversaw the transition of the finance department from Oklahoma City to New Orleans following Hurricane Katrina. In addition to financial leadership, Crumb was responsible for compliance with league standards and policies.

Before joining the Hornets, Crumb served as the Chief Financial Officer of Abita Springs Water Company, Inc. He guided the company’s rebuilding efforts through Hurricanes Katrina and Rita, which included adjusting the company’s business model, procuring product from alternate sources and preparing business interruption and property and casualty claims related to Hurricane Katrina. He also managed the company’s finance, information technology and human resources departments for the organization’s multi-state operation. Crumb began his professional career at KPMG, an international audit, tax and advisory firm.

An active member of the New Orleans community, Crumb served on the Board of Directors for The Salvation Army, Café Hope and Second Harvest Food Bank of Greater New Orleans and Acadiana. He was also a guest lecturer at the Tulane University Law School Sports Law Program and has authored a number of articles for national and state CPA society journals.

Crumb has brought that same community involvement to the Midwest and is part of numerous philanthropic organizations in Kansas City. He sat on the Board of Trustees for the National World War I Museum and Memorial for nearly a decade and served as chairman of their Gallery Refresh Task Force for three years. He is a member of the Board of Directors for the Truman Library Institute and the United Way of Greater Kansas City and been involved with Harvesters Community Food Network since 2011, having served as a past chair. He also brings his expertise to colleges across the country with yearly sports finance presentations to business students at Tulane University and the Universities of Alaska, Nebraska, Oregon, San Francisco and Wyoming.

In addition to his community service, Crumb is a member of the American Institute of Certified Public Accountants, the Missouri Society of Certified Public Accountants and the Kansas Society of Certified Public Accountants. He also served on the Board of Directors of the Kansas Society of Certified Public Accountants and the Missouri Society of Certified Public Accountants.

Education: University of New Orleans (B.S. Finance 1987); Tulane University (M.B.A. 1989). **Family:** Wife - Janet; Children - Pat and Ally.





LARA KRUG

**EXECUTIVE VICE PRESIDENT
AND CHIEF MARKETING
OFFICER**

**4TH YEAR IN
THE NFL**

**4TH YEAR WITH
THE CHIEFS**



Lara Krug was hired as Kansas City's Executive Vice President and Chief Marketing Officer on June 29, 2021 and begins her fourth season in the National Football League in 2024.

As the first CMO in franchise history, Krug oversees all club marketing functions, including brand marketing; community outreach; digital, social and website operations; influencer activation; event entertainment; content production and the Hunt Family Foundation. Krug is also responsible for all consumer products as well.

Reporting directly to team President Mark Donovan, she strategically and proactively works across the organization to identify opportunities to help internal and external stakeholders achieve key growth objectives. Employing short- and long-term strategies, Krug and the marketing team are focused on brand extensions and loyalty with current and new fans; engaging with Chiefs Kingdom through original content across all the club's social, digital and mobile channels; as well as creating once-in-a-lifetime experiences domestically and globally in an effort to welcome all to Chiefs Kingdom.

In addition to managing all domestic marketing efforts for the team, Krug is leading the club's international growth in both Germany and Mexico as part of the NFL's IHMA (International Home Marketing Area) announcement in 2021. This league initiative grants clubs access to international territories for marketing, fan engagement and commercialization, enabling the Chiefs to build a more robust global brand while driving NFL fan growth internationally. Krug and her team helped secure the club's first ever game in Germany in the 2023 season and activated the "Chiefs ChampionShip," a yacht fan activation on the banks of the Main River in central Frankfurt that served as a fan hub for new and loyal fans to experience Chiefs Kingdom.

Krug also played a role in the city hosting the 2023 NFL Draft

with historic and iconic Union Station and the National WWI Museum and Memorial serving as the backdrop to one of the event's largest footprints. Fans of all teams attending the NFL Draft got to take a peak into the unique experience of Chiefs Kingdom through the "Chiefs Kingdom Experience," which combined the rich history of the franchise with the immersive experience that can only be found at GEHA Field at Arrowhead Stadium.

Prior to joining the Chiefs, Krug spent more than seven years in multiple marketing roles with Anheuser-Busch InBev, eventually taking over as Vice President of U.S. Marketing for Stella Artois (2018-21). Before leading the national marketing efforts for Stella Artois, she served as the Vice President of U.S. Marketing for Anheuser-Busch InBev's Regional Brands, including Estrella Jalisco, Landshark, Presidenté, Beck's and Kirin. Those roles saw her develop and lead experiential platforms and campaigns around Super Bowl LIV (2020) and the FIFA World Cup (2018). She also held positions as the Director of Global Experiential Marketing and Director of Global Digital and Media Operations at Anheuser-Busch InBev.

Before joining A-B InBev, she spent three years with L'Oréal USA, where she finished her time as Associate Vice President of Global Digital Marketing, overseeing the creation of digital and social content toolkits, CRM and data capture strategy. Prior to L'Oréal, Krug was the Manager of Online Marketing for Avon Inc. and Avon.com and was a Media Strategist for multiple national clients at PHD Media.

Krug became a board member for EarlyStart in 2024 and is also on Future Council for the Effie's, an organization that drives education and awards programs for effective marketing campaigns and platforms.

Education: Miami University (B.A. 2007). **Family:** Husband - Colin; Children - Blake and Carter.



MATT KENNY

EXECUTIVE VICE PRESIDENT OF ARROWHEAD OPERATIONS AND EVENTS

8TH YEAR IN THE NFL

8TH YEAR WITH THE CHIEFS



Matt Kenny was promoted to Kansas City's Executive Vice President of Operations and Events on March 23, 2021 after originally joining the team as the Vice President of Stadium Services and Events in September 2017. He is entering his eighth season with the club in 2024.

Kenny oversees the security, operations, and fan experience of GEHA Field at Arrowhead Stadium and the University of Kansas Health System Training Complex. His purview includes capital planning, facilities, maintenance, grounds parking and logistics, event operations, guest services, concessions and merchandise partners. He also oversees Arrowhead Events, the non-football revenue-generating arm of the Chiefs, the team's training camp and is the club's main point of contact with the Jackson County Sports Complex Authority.

Kenny is also leading the evolution of the club's retail and hospitality experience. With the guiding principles of speed of service, quality product, customer value and optionality, the advancements include the transition to frictionless and cashless payments, introduction and expansion of mobile ordering, kiosk order and payment and grab-and-go concessions stands. Additionally, Kenny has spearheaded the introduction of six new all-inclusive club spaces inside the stadium, the development of the Ford Tailgate District, the repositioning of the Tailgate Suites presented by Tickets for Less and the redesign and renovation of the retail experience at GEHA Field at Arrowhead Stadium.

Arrowhead Events continues to drive the event calendar and utilization of GEHA Field at Arrowhead Stadium throughout the calendar year with regional and world class events including biggest touring artists, motor sports, NCAA, Division I Football and international soccer.

Kenny is part of a group of team and civic leaders, which included the Kansas City Sports Commission, who successfully secured the bid for Kansas City to host the 2023 NFL Draft, and he was a member of the committee that successfully won Kansas City's bid to host 2026 FIFA World Cup Matches at GEHA Field at

Arrowhead Stadium. Kenny serves as the Chiefs representative on the board of KC2026, the entity responsible for planning and executing Kansas City's obligations to the six FIFA matches which includes a quarterfinal match.

Kenny joined the Chiefs after five years as Senior Director of Event Operations for the Chicago Cubs and Wrigley Field in Chicago. While in Chicago, he was responsible for leading event operations and transforming the guest experience. In addition, he led the development and operations of the enterprise-wide events business and served as an executive project manager and decision maker for the Wrigley Field restoration and related real estate developments.

Prior to his time at Wrigley Field, Kenny served as Senior Director of Security and Event Services for the Milwaukee Brewers and Miller Park in Milwaukee. In his role, he oversaw all events and the guest experience at Miller Park, including food and beverage and parking partners, and supported the procurement of non-baseball event opportunities. In addition, he maintained relationships with the City of Milwaukee and the Stadium District.

Before joining the Major League Baseball ranks, Kenny worked for the Metropolitan Entertainment and Convention Authority in Omaha, Nebraska, serving as House Manager for Omaha Civic Auditorium. While there, he coordinated and managed all aspects of facilities and events at the venues, including the group's arena, convention center and theater.

He currently sits on the Board of Directors for the Kansas City Sports Commission, the Stadium Managers Association and serves on the aforementioned KC2026 board.

Kenny studied finance at Miami University's Richard T. Farmer School of Business in Oxford, Ohio, and continued his training at Northwestern University's Kellogg School of Management Executive Education Program.

Education: Miami University; Northwestern University. **Family:** Wife - Ann; Children - Charlie and Graham.





TYLER KIRBY

**EXECUTIVE VICE PRESIDENT
OF BUSINESS DEVELOPMENT**

16TH YEAR IN
THE NFL

16TH YEAR WITH
THE CHIEFS



Tyler Kirby enters his 16th season with the Kansas City Chiefs in 2024 and is in his third season as the club's Executive Vice President of Business Development, having been promoted to the position in May 2022.

In his current position, Kirby oversees all aspects of the team's ticketing, premium and hospitality sales, client services and performance marketing efforts. Kirby's team focuses on growing fans through a fully digital and data-driven approach and a modernized ticketing operation and fan experience.

Over the years, Kirby has been integral in launching innovative ticketing initiatives at GEHA Field at Arrowhead Stadium as well as strengthening the club's digital marketing efforts, using data and technology to transform the way the club connects with individuals, markets to fans and grows Chiefs Kingdom. Kirby's team has led sales efforts to create and enhance premium hospitality and experiences around the Chiefs and GEHA Field at Arrowhead Stadium. The club has consistently been an NFL leader in ticketing, digital marketing, premium hospitality and innovation during Kirby's tenure.

Prior to being elevated to his current position, Kirby served as

the Vice President of Business Development for one year (2021), Vice President of Ticketing for four years (2017-20), Director of Ticket Sales and Operations for four years (2013-16) and spent two seasons as Ticket Sales Manager (2011-12) after originally being hired by the club as a Ticket Sales Representative in April of 2009.

Prior to joining the Chiefs, he spent time with the Illinois State University Athletic Department and as the Marketing Coordinator at U.S. Cellular Coliseum in Bloomington, Illinois.

Kirby received his bachelor's degree in marketing and business administration from Illinois State University in 2007 and received his MBA in marketing from the Bloch School of Management at the University of Missouri - Kansas City in 2011.

In 2024, Kirby was named to Sports Business Journal's Forty Under 40 class and is an alumni of the KC Chamber's Centurions Leadership Program after serving his two year term from 2017 to 2018.

Education: Illinois State University (B.A. 2007); University of Missouri - Kansas City (MBA 2011). **Family:** Wife - Ashley; Children - Colin, Emma and Addison.



KIRSTEN KRUG

EXECUTIVE VICE PRESIDENT OF ADMINISTRATION

15TH YEAR IN THE NFL

15TH YEAR WITH THE CHIEFS



Kirsten Krug enters her 15th season with the Chiefs in 2024 and her fourth year as the club's Executive Vice President of Administration after being promoted to the position on March 23, 2021. In her current role, Krug is responsible for overseeing all facets of human resources for the club, including benefits administration, recruiting, employee relations, compensation analysis, training and special projects.

She also oversees the club's Player Services Department, which includes the team's Player Engagement staff as well as the Vice President of Player Services and Assessment. Those departments are designed to assist players, coaches and staff members in making positive contributions to the Chiefs and the NFL as well as using various resources to help prepare individuals for life after football, including career placement and financial guidance. In addition, the team historian role reports to her.

In 2024, Krug accepted an invitation to join the inaugural steering committee for the NFL Women's Community to connect women across the National Football League. The NFL Women's Community will streamline communication and amplify resources available to women in the league and serve as a platform for resources, events, program and initiatives. As a member of the steering committee, Krug is tasked with implementing many new initiatives and providing input while representing the broader interests of the women of the National Football League.

In 2022, Krug was appointed to serve on the NFL Employee Benefit Committee which is responsible for administering club and league benefit plans. The NFL Investment Committee was established in 2003 as a separate entity to oversee the assets of retirement plans. The committee is responsible for all other areas including plan design and amendment, benefit and administrative

expense payments and employee eligibility issues.

In 2020 and 2021, Krug served as one of two Infection Control Officers (ICOs) for the club during the pandemic-impacted football season, playing a vital role in the health and safety of staff members, coaches and players inside and outside of team facilities.

Prior to being named the Executive Vice President of Administration, Krug served as the Vice President of Administration for nine years (2012-20) and as Director of Human Resources for two years (2010-11). Before beginning her NFL career, she spent more than 13 years as the Director of Human Resources and Training for Amarr Garage Doors, one of the nation's largest manufacturers of residential and commercial garage doors. While there, she managed all aspects of human resources and training for the more than 600 employees that made up Amarr's workforce.

Prior to her stint at Amarr, Krug served as the Vice President of Business Development at the KU Credit Union and as a Quality Control Supervisor at Kemper Financial Services. The Lawrence, Kansas, native was a letter winner on the University of Kansas tennis team.

Krug currently sits on the Board of Directors for the Boys and Girls Clubs of Greater Kansas City. She was appointed by the mayor of Lawrence, Kansas, to serve on the Lawrence Human Rights Commission for two consecutive terms. Her role with the commission includes overseeing the human rights code for Douglas County.

Education: University of Kansas (B.A. 1989). **Family:** Husband - Robin; Children - Ainsley and Payton.



10 21 22 23 22 23

ROBERT ALBERINO JR.



**VICE PRESIDENT OF CONTENT
AND PRODUCTION**

31ST YEAR IN
THE NFL

8TH YEAR WITH
THE CHIEFS



Rob Alberino re-joined the Chiefs in 2021 as the Vice President of Content and Production after originally serving as the club's Vice President of Media and Marketing for four years (2010-13). He enters his eighth season with the club and his 31st season in the NFL in 2024.

Alberino leads all content efforts, including creation and distribution across the club's traditional, digital, social and over-the-top platforms. He also oversees all aspects of game production, presentation and entertainment elements at GEHA Field at Arrowhead Stadium.

The 2022 season was the first time that Alberino oversaw a new division of production which helped launch the team and the brand into new international markets, as well as complete special projects and new long-form concepts. These efforts were delivered with best-in-class content to Chiefs fans in Germany and Mexico, helping grow Chiefs Kingdom overseas as well as expand the NFL's international fanbase.

In his first stint with the franchise, Alberino oversaw the club's media partnerships and creation of the in-house production team, 65 Toss Power Trap Productions, as well as the team's digital operations on Chiefs.com while playing a key role in the club's marketing initiatives. Under Alberino's direction, 65TPT garnered the franchise's first 18 Emmy Awards, as well as became the first

NFL club to win a prestigious New York Festival Award.

He spent eight seasons (2013-20) as Vice President/Executive Producer for the San Francisco 49ers between his stops in Kansas City. With San Francisco, Alberino oversaw all marketing, creative and design, as well as the launch and direction of 49ers Studios, the team's in-house production division. His group created all multimedia and broadcasts across all platforms, while he managed branding, events, social media and new media efforts.

Prior to joining the Chiefs in 2010, Alberino spent 13 seasons with the Philadelphia Eagles (1997-2009) as Vice President of Broadcasting where he helped launch the Eagles Television Network, earning 38 Regional Emmys and more than 100 Tellys and other regional accolades. He spent three years (1995-97) as a filmmaker/producer with NFL Films where he was a writer/director for HBO's "Inside the NFL."

In 2012, while with the Chiefs, Alberino was bestowed an honorary enlistment in the United States Army and continues to pay forward the honor by continually working alongside all branches of the military. He sits on the Board of Directors for The First Twenty, a non-profit dedicated to improving the performance, health and safety of the American First Responder.

Education: Duquesne University (B.A. 1992). **Family:** Wife - Lisa; Children - Jordan, Angelina and Stella GiGi.



16 17 18 19 20 19 20 22 23
21 22 23

KELLEN BEGNOCHE



**VICE PRESIDENT OF
PARTNERSHIP STRATEGY**

14TH YEAR IN
THE NFL

14TH YEAR WITH
THE CHIEFS



Kellen Begnoche enters his 14th season with the Kansas City Chiefs in 2024 and enters his second season as the club's Vice President of Partnership Strategy after being promoted to the role on May 16, 2023.

In his current role, Begnoche oversees all aspects of the club's current corporate partnership portfolio and manages all client relationships. Reporting to and working alongside the team's vice president of partnership strategy and development, he is responsible for securing long-term commitments and driving revenue growth within the club's existing client base, as well as discovering new revenue streams and identifying growth opportunities for current partners. In addition, he focuses on creating and executing brand activations that advance the brand's objectives, drive engagement and increase brand

exposure.

He has more than a decade of experience serving in client service and activation roles for the club, most recently holding the title of Director of Service and Activation (2016-23). He also served as Client Services Manager (2015-16), Suite Services Manager (2014-15) and Suite Services Coordinator (2011-14).

Prior to joining the Chiefs in a full-time capacity, Begnoche completed marketing internships with both the Chiefs and Major League Baseball's Houston Astros in 2011 and was a marketing intern for Hallmark Cards in Kansas City from 2008-09.

Education: Kansas State University (B.S. 2009), Wichita State University (M.Ed. 2011). **Family:** Wife - Rachel; Children - three sons.



NICK CAPO

**VICE PRESIDENT OF EVENT
OPERATIONS**

19TH YEAR IN
THE NFL

7TH YEAR WITH
THE CHIEFS



Nick Capo was promoted to Vice President of Event Operations on September 9, 2021 and enters his seventh season with the club in 2024 after originally joining the Chiefs in 2018 as the Director of Event Operations.

Reporting to the Executive Vice President of Arrowhead Operations and Events, Capo plans, directs and manages the day-to-day operations for all events at GEHA Field at Arrowhead Stadium, including football games, concerts and other special events. His team is responsible for the advance alignment and dissemination of all game and event-day details across the operation of the stadium.

In addition, Capo has provided operational support for key internal initiatives and special projects, including the team's four Super Bowl appearances following the 2019, 2020, 2022 and the 2023 seasons. Capo also served on the internal committee that launched Chiefs Fit, the team's two state-of-the-art fitness, health and wellness centers. He also oversees a staff of full-time managers in event services and event operations who support the sourcing, hiring and training of more than 500 seasonal union and non-union event staff members.

Prior to joining the Chiefs, Capo spent four years as the Senior Director of Ballpark Operations and Events for the San Diego Padres and Petco Park (2014-17). While in San Diego, he oversaw multiple departments, including security, event operations, guest services, groundskeeping, special events and ticket operations, and supported an event calendar that featured more than 150

baseball games and other special events. He served as the primary lead for operations and logistical planning for the 2016 Major League Baseball All-Star Game at Petco Park and was the club's primary contact with the City of San Diego related to the venue's event schedule.

Before making the jump to baseball, he spent 10 years (2005-14) in various managerial and director-level roles with both the Miami Dolphins and what is now Hard Rock Stadium. While in Miami, Capo served as the Executive Director of the Dolphins Cycling Challenge (2011-14), the Miami Dolphins premier fundraising event. He also served as Senior Director of Stadium Operations and Events (2010-12), Senior Manager of Stadium Operations (2008-10) and Manager of Event Operations (2005-07), handling many facets of operations for the football team and stadium, including event set-up and conversion, as well as staffing. He also completed two separate year-long internships with the Dolphins and Pro Player Stadium in 1999 and 2002.

Over the course of his professional career, Capo has worked a number of notable events, including 11 Super Bowls, an MLB All-Star Game, WrestleMania and multiple major stadium concert tours.

Capo graduated with a bachelor's degree in sports management from Fort Hays State University in Hays, Kan.

Education: Fort Hays State University (B.A. 2002). **Family:** Wife - Kollisa; Children - Chloe, Cole and Cash.



BRIAN DUNN

VICE PRESIDENT OF ACCOUNTING AND CONTROLLER

14TH YEAR IN THE NFL

14TH YEAR WITH THE CHIEFS



Entering his 14th season with the Kansas City Chiefs in 2024, Brian Dunn was promoted to Vice President of Accounting and Controller in May 2022.

In his position, Dunn oversees the club’s financial and NFL reporting, payroll, cash management and all aspects of the club’s accounting activities. Additionally, he assists in the team’s annual budgeting process and oversees the operations of the Hunt Family Foundation 50/50 Raffle at GEHA Field at Arrowhead Stadium, which has raised more than \$6 million for local charities since it was first introduced in 2013.

Dunn originally joined the Chiefs in 2011 as the team's controller. During his tenure, he has spearheaded efforts to improve the club’s financial reporting systems, internal controls and processes. These improvements included the implementation of a variety of information technology solutions to automate

processes and streamline reporting.

Prior to arriving at the Chiefs, Dunn served as Director of SEC Reporting and Compliance for CVR Energy (2008-11) focusing on external financial reporting, Sarbanes-Oxley compliance and technical accounting research. He also spent nearly nine years (1999-08) with KPMG LLP, one of the world’s leading accounting and financial services firms, reaching the level of Senior Manager, serving clients in several industries, including financial services, professional sports and engineering.

He is a member of the American Institute of Certified Public Accountants, the Missouri Society of Certified Public Accountants and the Kansas Society of Certified Public Accountants.

Education: University of Kansas (B.S. Business/Accounting 1998; Master of Accounting and Information Systems 1999). **Family:** Wife – Mandi; Children – Mason, Sarah and Henry.





**BRAD
GEE**

**VICE PRESIDENT OF
FOOTBALL COMMUNICATIONS**

17TH YEAR IN
THE NFL

16TH YEAR WITH
THE CHIEFS



Brad Gee enters his 17th NFL season and 16th season with the Chiefs in 2024 and embarks on his fourth season as Vice President of Football Communications after being promoted to the position on September 9, 2021.

He originally joined the club as a public relations intern in 2009 before being hired full-time that same year. In 2011 he was promoted to Manager of Football Communications and has since continued his rise in shaping the club's football communications efforts as Assistant Director of Football Communications (2014-15) and most recently as Director of Football Communications (2016-20).

Gee works closely with the team's players, coaches, personnel executives and football operations departments on numerous projects and initiatives, including interviews, feature sit-downs, media preparation, team partnership obligations, internal and external player asks and special projects.

Over the last six seasons, Gee has been a part of the communications efforts for 17 postseason games over the past five years, a full additional season, which included the Chiefs hosting an NFL record five-straight AFC Championship Games, while appearing in six, and four Super Bowl appearances in five years. The three-time Super Bowl champion organized player and coach media responsibilities, schedules and preparations for Super Bowls LIV, LV, LVII and LVIII.

Gee oversees the club's day-to-day media operations and

logistics, serving as the lead point of contact for media regularly assigned to cover the team. He is also the main liaison for the club's internal content teams.

Prior to joining the Chiefs, Gee served as a communications intern with the Denver Broncos (2008) and was a training camp intern with the Broncos (2006-07), giving him a total of 17 NFL seasons and 19 NFL training camps.

He has worked nine Super Bowls, two Pro Bowls and one AFC Championship Game as a member of the NFL's public relations staff.

The Des Moines, Iowa, native graduated with a bachelor's degree in communications from Iowa State University in Ames, Iowa, where he spent three years working in the Iowa State Athletics Communications office. In 2024, Gee was honored for his continued dedication to young sports professionals and his commitment to Iowa State as he was selected as the 2024 Kansas City Cyclone of the Year. Gee was also honored with the 2024 Greenlee School of Journalism Professional Achievement award for a Greenlee graduate who exemplifies leadership, impact and achievement in the field.

Gee transferred to Iowa State following his freshman year at the Minnesota State University, Mankato.

Education: Iowa State University (B.A. 2008). **Family:** Wife - Megan; Children - Henry and Charlie.





BRANDON HAMILTON

VICE PRESIDENT OF STADIUM OPERATIONS AND FACILITIES

15TH YEAR IN THE NFL

15TH YEAR WITH THE CHIEFS



Brandon Hamilton was named Kansas City's Vice President of Stadium Operations and Facilities on May 4, 2017 and is entering his 15th season with the Chiefs in 2024.

In his current role, Hamilton oversees all aspects of stadium systems, stadium maintenance and the stadium grounds for both GEHA Field at Arrowhead Stadium and The University of Kansas Health System Training Complex.

Hamilton contributed to a team that successfully won the bid for the 2026 FIFA World Cup that is currently in the first phase of construction for a significant renovation at GEHA Field at Arrowhead Stadium to ensure the field meets strict FIFA guidelines. Hamilton is a member of the NFL Green Initiatives program that plans and hosts discussion webinars for other NFL teams. He is also a member of the Stadium Managers Association where he sits on the Seminar Planning Committee.

In addition to regular maintenance of facilities and systems, Hamilton has overseen a number of stadium construction and renovation projects over the past 15 years, including a three-year seat replacement project, technology upgrades to the end zone scoreboards, suite upgrades and a complete Chiefs Team Store remodel. Hamilton helped manage the complete reimagining of the Chiefs Hall of Honor in the stadium's lower level concourse, as well as the renovation of the club's home locker room complex at GEHA Field at Arrowhead Stadium, both of which were unveiled prior to the start of the 2021 campaign.

With the coronavirus pandemic forcing the adoption of new COVID-19 protocols across the National Football League, Hamilton was appointed as a member of the club's Stadium Emergency Response Team, serving as the stadium's Infection Control Officer in 2020 and 2021. His team was a critical component in the successful relocation of training camp to GEHA Field at Arrowhead Stadium and The University of Kansas Health System Training Complex due to NFL COVID-19 policies in 2020.

In addition, Hamilton and the stadium operations staff were heavily involved in planning for the return of staff and fans to the venue, including the ordering and maintaining of cleaning products, equipment and PPE, as well as enhanced cleaning and sanitization plans for both the stadium and practice facility. Under

his guidance, both the stadium and the practice facility achieved GBAC STAR Facility Accreditation from the Global Biorisk Advisory Council after demonstrating the proper cleaning protocols, disinfection techniques and work practices to combat biohazards and infectious disease.

Prior to being named Vice President of Stadium Operations and Facilities, Hamilton served as the club's Director of Facilities for seven seasons (2010-16). As the Director of Facilities, he was responsible for facility management of both the stadium and the club's practice facility and office complex.

Hamilton also directs the club's Extra Yard for the Environment program; a sustainability initiative designed to devise and implement new environmentally friendly policies. The program currently focuses on waste diversion, energy efficiency and recycling at both GEHA Field at Arrowhead Stadium and The University of Kansas Health System Training Complex. He encourages fans to examine their sustainability efforts at home. Hamilton continues to work with national supply chain members to transform back-of-the-house concession waste into compostable products that can be diverted.

In May 2021, Hamilton was named to the Board of Directors of the Green Sports Alliance, an environmentally focused 501c(6) trade organization that convenes stakeholders from around the sports world to promote healthy, sustainable communities. Within the board, he is on the strategic planning committee and chair of a working group that is focused on improving the Play to Zero platform - a web application used to track sustainability performance.

Prior to joining the Chiefs in 2010, Hamilton served as Program Manager at The Konrath Group. During his time there he worked on the Arrowhead Stadium renovation that took place between 2007-10. Before that he spent a decade working in residential construction as a builder and superintendent.

Hamilton majored in geology and geography at Northwest Missouri State and completed studies at IAVM Venue Management School in 2014.

Education: Northwest Missouri State University (B.S. 1995).
Family: Wife - Cyndi; Children - Miranda, Kyle, Luke and Aiden.





KEVIN HIGGINS

VICE PRESIDENT OF INFORMATION TECHNOLOGY/
CISO

8TH YEAR IN
THE NFL

8TH YEAR WITH
THE CHIEFS



Kevin Higgins begins his eighth season with the club in 2024 and is in his fourth season as the Vice President of Information Technology/CISO after being promoted to the position on Sept. 8, 2021.

Reporting to the club's Executive Vice President and Chief Financial Officer, Higgins originally joined the franchise in 2017 as the Director of Information Technology and in 2019, added the title of Club Information Security Officer to his duties.

In his role he oversees the operations, management and security of information assets and technology resources for the club as well as Hunt Midwest. He and his staff handle all technology-related needs for the club, including device security and management, network security, product management, software development and help desk support. For his efforts, Higgins was recognized as a CIO Award recipient by the Info-Tech Research Group in 2020 and 2022 for extraordinary technology leadership. This award recognizes CIOs who have achieved a world-class level of business leadership satisfaction.

Throughout 2021, Higgins and his team continued to strategically outsource software-to-software as a service partner while maintaining closer control on the internal systems needed to facilitate a game day or other major events at GEHA Field at Arrowhead Stadium. New solutions in payment processing as well as customer data, marketing and loyalty were introduced to improve the fan experience. Additionally, enhanced protective

controls were added for both building access and event credentialing. Lastly, the technology team digitized many of the processes and displays for the player personnel department, minimizing their dependence on paper and magnet boards.

Prior to joining the Chiefs, Higgins held multiple director-level and executive roles in the information technology space focusing on data-informed technical and operational solutions to meet a variety of business needs. These stops included three years as the Chief Technology Officer at Ad Astra Information Systems in Overland Park, Kansas (2015-17), three years as IT Director for the Society of Teachers of Family Medicine in Leawood, Kansas (2013-15), and nearly seven years as Director of E-Commerce and Marketing Solutions at Collective Brands, Inc. in Topeka, Kansas (2007-13).

In addition, he made three professional stops in Atlanta, Georgia, in various IT capacities, including as the Director of Product Development at PRGX Inc. (2006-07) and Vice President of IT and E-Commerce at Anderson Press Inc. (2003-06). He also served as Chief Architect and Owner for Digital Research Enterprises, Inc., a family-owned professional services, software development and business consulting firm (1995-03).

Higgins graduated with a bachelor's degree in computer science from Kennesaw State University in Kennesaw, Ga.

Education: Kennesaw State University (B.S. 1994). **Family:** Wife - Heather; Children - John, Erin and Kathryn.



KIMBERLY HOBBS

**VICE PRESIDENT OF
PARTNERSHIP STRATEGY AND
DEVELOPMENT**

8TH YEAR IN
THE NFL

8TH YEAR WITH
THE CHIEFS



Kimberly Hobbs enters her eighth season with the Chiefs in 2024 after being hired as Kansas City's Vice President of Partnership Strategy and Development on October 23, 2017.

In her role with the Chiefs, Hobbs oversees all new business, renewals, activation and service for corporate partnerships and media rights revenue streams and has helped the team generate record-setting results over the past few seasons. With the announcement of NFL IHMA (International Home Marketing Area) rights for the Chiefs in Germany and Mexico beginning in 2022, Hobbs is also leading the club's international revenue efforts as the team focuses on expanding brand awareness to fans in Germany and Mexico.

Hobbs was instrumental in securing the first stadium naming rights agreement in franchise history, which was announced in March 2021. The agreement with GEHA (Government Employees Health Association, Inc.) expanded on the existing, robust relationship between the Chiefs and GEHA, creating GEHA Field at Arrowhead Stadium. The long-term agreement preserves Arrowhead Stadium as part of the venue's identity and runs through the end of the stadium lease agreement with the Jackson County Sports Complex Authority.

Hobbs joined the Chiefs after seven years (2011-17) with the T-Mobile Center and its parent company, Anschutz Entertainment Group. Most recently, she spent four years as Vice President of Corporate Sales and Services/Partnerships and Premium Services (2014-17) after three years (2011-13) as Director of Corporate

Sales and Services. In her roles, she generated and developed new lines of business while providing strategic direction to the sales team to develop, grow and sell suite leases and premium club memberships.

Prior to her time at the T-Mobile Center, Hobbs served as the Director of Marketing and Activation at Silver Chalice, a Boulder, Colorado-based digital-focused marketing agency with an emphasis on new media assets in online and mobile platforms.

Early in her career, Hobbs spent a decade as the Group Manager for Corporate Sponsorship Marketing at Sprint Nextel Corporation in Overland Park, Kansas, focusing her time on sports and entertainment marketing. In her role, she developed sponsorship marketing strategy and property selection in the NFL, NASCAR, the United States Ski and Snowboard Association, as well as for the Tony Awards and the then Sprint Center.

Hobbs graduated from the University of Kansas in Lawrence, Kansas, with a bachelor's degree in journalism and earned a master's in education and athletic administration from Ohio University in Athens, Ohio. She is a board member of the Women's Intersport Network (WIN for KC), is the Board Chair for the Young Professional Alliance at The University of Kansas Health System, has been involved with Girls on the Run of Greater Kansas City and is on the board for the University of Kansas Alumni.

Education: University of Kansas (B.A. 1994); Ohio University (M.S. 1996).



NEALE HOOD

**VICE PRESIDENT OF
PARTNERSHIP DEVELOPMENT**

3RD YEAR IN
THE NFL

3RD YEAR WITH
THE CHIEFS

22 23

22 23



Neale Hood enters his third season in the NFL and with the Kansas City Chiefs in 2024 after joining the club in June 2022 as the club's Vice President of Partnership Development. In his role he helps direct all new sales efforts, as well as assists in renewal efforts for the organization.

Prior to joining the Chiefs, Hood spent more than a decade in partnership activation, business development and revenue generation at multiple stops in the motorsports industry. He was responsible for helping secure tens of millions of dollars in partnership and sponsorship agreements in that time.

He most recently served as the Senior Director of Partnerships for John Force Racing (2021-22), running the day-to-day sales operation and building out the racing team's initial commercial division. Prior to that stop, Hood spent three years (2018-20) as

the Senior Director of Partnerships for Indianapolis Motor Speedway/INDYCAR, the premier level of open-wheel racing in North America.

He spent six years (2012-17) with two separate NASCAR teams, serving as the Director of Business Development and Marketing for Furniture Row Racing for three years (2015-17) and as the Director of Business Development for Michael Waltrip Racing (2012-15).

Hood had an initial stint at INDYCAR from 2010-12, serving as the Manager of Partner Strategy, running the INDYCAR Discover Card program and building a business-to-business platform for sales generation.

Education: Indiana University (B.A. 2008), Valparaiso University (M.S. 2010). **Family:** Wife - Amanda; Children - Holden.



JAYNE MARTIN

VICE PRESIDENT OF FAN EXPERIENCE

23RD YEAR IN THE NFL

23RD YEAR WITH THE CHIEFS



Jayne Martin begins her 23rd season with the Chiefs in 2024 and her third as the club's Vice President of Fan Experience after being promoted to the role in May 2022.

Throughout her two decades with the Chiefs, Martin has focused her efforts on elevating guest service for the club. She originally joined the franchise as the Hospitality and Volunteer Programs Coordinator (2002-05) and went on to serve as the Hospitality and Volunteer Programs Manager (2005-09), Premium Services Manager (2009-10), Customer Relations Manager (2010-13) and most recently spent nine years as the Director of Fan Experience (2013-21).

In 2022, Martin took the reigns of the event services team which includes working with more than 750 event staff members to deliver "Championship Service", aligning with vendor partners to create one service team, and focusing on staff experiences. Martin was voted the 2023 City Year Idealist of the Year.

In her position, she leads a full-time, fan-facing guest services team that is committed to enhancing the fan experience, managing fan and Season Ticket Member communication, as well as providing year-round Season Ticket Member programs and

experiences. In addition, she oversees fan conduct initiatives, tracks fan insights and sentiment, and serves on the NFL Guest Services Committee.

She was instrumental in the development and expansion of the club's "Championship Service" platform for GEHA Field at Arrowhead Stadium and has developed and coordinated the execution of numerous Season Ticket Member events and gifts, including a celebration of the club's 50th anniversary in Kansas City and a STM anniversary recognition program.

In addition to her guest service roles with the Chiefs, she also spent a number of years managing alumni player and Kansas City Ambassador relationships, as well as coordinated the unique Chiefs Red Coater Program.

Prior to joining the Chiefs, Martin worked as the Marketing Coordinator (1998-00) and Marketing Manager (2001) for Polo Ralph Lauren.

Education: Ole Miss (B.S. 1998). **Family:** Husband - Mike Carroll; Children - Tag, Merit and Gray Martin; Cade, Ellie, Mollie and Max Carroll.



ANTHONY MATTHIES

**VICE PRESIDENT OF PREMIUM
SALES**

17TH YEAR IN
THE NFL

16TH YEAR WITH
THE CHIEFS



Anthony Matthies enters his 16th season with the Kansas City Chiefs in 2024 and is in his second stint with the club. Matthies first joined the Chiefs in 2008 as a Suite Sales Manager before departing the team in 2012. He rejoined the Chiefs in 2014 as Manager of Suite Sales and was promptly promoted in 2015 to Director of Suite Sales.

Matthies oversees all premium sales offerings, working directly with and further securing corporate partners and suite holders. Matthies and his team prioritize strong execution of experiences while also offering innovative and fresh experiences collaborating frequently with the club's partnerships team to offer the best fit to each premium space holder.

From 2022 to 2024, Matthies served as the Senior Director of Premium Sales, focusing on developing and implementing sales and marketing business plans and strategies to deliver premium offerings and profitability opportunities for corporate partners and suite holders. During his time as Senior Director of Premium Sales, Matthies utilized unique spaces such as Chiefs Tailgate Suites to make each experience unique.

Matthies' time in San Francisco with the 49ers was spent as the Manager of New Stadium Suite Sales for Legends Sales and Marketing (2012-13). His two years with the 49ers focused on the business development ahead of the opening of Levi's Stadium in Santa Clara, Calif. In his first season with the 49ers (2012), Matthies experienced a unique sales landscape as the 49ers reached Super Bowl XLVII.

Once promoted to Director of Suite Sales in 2015 after his return to Kansas City in 2014, Matthies focused on local and regional corporate prospects. In May 2018, Matthies added corporate partnership responsibilities to his plate, being elevated to Director of Partnerships and Suite Sales. In his first stint with the Chiefs (2008-12), Matthies joined the Chiefs in the midst of the GEHA Field at Arrowhead Stadium's renovations, creating unique, new premium space opportunities.

Prior to his time with Kansas City, Matthies had several other sports stops along the way including a role in premium seats and sales with the Phoenix Coyotes of the NHL and at Cricket Pavilion in the Phoenix area. Matthies originally entered the sports space with time at Louisiana State University (1999-00) and Arizona State University (2000) after gaining premium space sales experience in the concert and entertainment industry.

Matthies is in his 11th year on the Board of Directors for the Kansas and Missouri Chapter of Juvenile Diabetes Research Foundation (JDRF) and has contributed his time to the Kansas City community as a youth sports coach over the years. Matthies graduated from Wayne State College in Wayne, Neb. with a degree in sport management and later earned his MBA from Park University in Parkville, Mo.

Education: Wayne State College (B.A. 1999), Park University (MBA 2020). **Family:** Wife - Jennifer; Children - Cecilia and Dominick.



MICHAEL RAGSDALE

**VICE PRESIDENT OF
FINANCE, STRATEGY AND
ANALYTICS**

18TH YEAR IN
THE NFL

18TH YEAR WITH
THE CHIEFS



Michael Ragsdale enters his 18th season with the Kansas City Chiefs in 2024 and was promoted to Vice President of Finance, Strategy and Analytics in May 2022.

In his role, Ragsdale is responsible for all areas of finance, including budgeting, forecasting and reporting, as well as the club's data science efforts, including analytics and business intelligence. Over his tenure, he has also been involved in helping revamp the club's financial systems and also serves as the lead analyst for Arrowhead Events, the team's dedicated special events business that brings concert, college football, motorsports and other events to GEHA Field at Arrowhead Stadium.

Ragsdale originally joined the Chiefs in 2007 as a staff accountant and worked in that capacity until 2016 when he was promoted to Director of Financial Planning and Analysis (2016-18). He most recently served as Director of Strategy and Analytics (2019-21).

Prior to joining the Chiefs, Ragsdale spent nearly three years at the Federal Reserve Bank of Kansas City. He received his Bachelor of Science in accounting and finance from Rockhurst University in Kansas City and went on to earn a Master of Business Administration in accounting and finance from Rockhurst while with the Chiefs.

He is a member of both the Missouri Society of Public Accountants and the American Institute of Certified Public Accountants and has been a CPA since 2016. He currently serves on the American Cancer Society Charman's Circle. He previously served as a Young Alumni Trustee for the Rockhurst University Board of Trustees and was a member of the board for the Young Professional Association at The University of Kansas Health System.

Education: Rockhurst University (B.S. 2007; MBA 2009).
Family: Wife - Kelsey; Children - Rose, Tessa and Benson.



ANNE SCHARF

**VICE PRESIDENT OF
COMMUNITY IMPACT AND
CIVIC AFFAIRS**

22ND YEAR IN
THE NFL

16TH YEAR WITH
THE CHIEFS



Anne Scharf has served as Vice President of Community Impact and Civic Affairs since May 2022, and she enters her 16th season with the Chiefs and her 22nd season with the NFL in 2024.

In her role, she is responsible for the community engagement strategy for the Chiefs organization, including philanthropy, community impact, community partnerships and community activations. She oversees the Hunt Family Foundation which provides wide-ranging support for local children facing barriers to opportunity and is also responsible for the Chiefs organization's governmental and civic affairs. She also provides support for club ownership and team executives as it relates to civic engagement and responsibility.

The Hunt Family Foundation serves as a separate non-profit entity that supports the team's community outreach efforts and provides vital support to more than 100 local agencies annually. Signature community partnerships include the Chiefs Charity Game, which has raised more than \$15.5 million for local charities, an education-based partnership with City Year Kansas City supporting the Kansas City Public School District and a collaboration with MOCSA to expand their programs that prevent sexual violence and increase awareness about victim services in Kansas City. In 2023, the Chiefs and Hunt Family Foundation provided more than \$4 million in financial support to over 100 organizations in the greater Kansas City area. Over the past 10 years, the Chiefs and Hunt Family Foundation philanthropic footprint has surpassed \$30 million.

Scharf has also been instrumental in several of the club's community focused efforts, including education, food insecurity, children's health and wellness and Inspire Change efforts to help support historically under resourced communities. This work has included voter registration efforts and overseeing the effort for GEHA Field at Arrowhead Stadium to serve as a polling location for the November 2020 general election.

Since 2013, Scharf has been responsible for all government relations and civic affairs for the Chiefs organization in Kansas City and across Missouri. She represents the Chiefs organization with lobbying efforts in Jefferson City and works in partnership with other local civic groups to advocate for the Chiefs organization and the Kansas City region.

Scharf originally joined the Chiefs in December of 2009 as the club's Manager of Business Operations, spending more than four years supporting business development and strategic planning for the organization. In February of 2014, she was promoted to Director of Foundation and Development, eventually taking on the title of Director of Foundation and Civic Affairs in May of 2017, when she began overseeing the club's community outreach efforts.

She joined the Chiefs after six years with the National Football League office in New York City where she worked in the International Media and Events departments, with a focus on business development efforts for special events, including the Super Bowl, Pro Bowl, Draft and International Series.

Scharf currently serves on the Board of Directors for the Metropolitan Organization to Counter Sexual Assault (MOCSA), the Ronald McDonald House Charities of Kansas City and Visit KC. She is also a graduate of the Kansas City Civic Council's Kansas City Tomorrow program. Previously she served on the Board of Directors for The Children's Place, the Jewish Community Center of Greater Kansas City and has participated in the Governance Academy for the United Way of Greater Kansas City.

She earned her bachelor's degree in history from Yale University, where she was captain of the Yale field hockey team and was a member of both the Yale College Council and the Yale Community Outreach Committee.

Education: Yale University (B.A. 2001). **Family:** Husband - Brian; Children - Charlie and Tommy.





LUKE SHANNO

VICE PRESIDENT OF CORPORATE COMMUNICATIONS

16TH YEAR IN THE NFL

16TH YEAR WITH THE CHIEFS



Luke Shanno enters his 16th season with the Kansas City Chiefs and first as the Vice President of Corporate Communications in 2024.

Prior to being elevated to his current position, Shanno held various titles after arriving in Kansas City in 2009 as a Communications Seasonal Assistant. After two internship seasons, he served as the Communications Coordinator for three seasons (2011-13), Corporate Communications Manager for seven seasons (2014-20) and Sr. Director of Corporate Communications for three seasons (2021-23). Shanno entered the NFL with the Green Bay Packers in 2008 as a training camp intern.

In 2014, Shanno became the first communications staff member dedicated to corporate communications, and since then he has worked with key executives, including ownership, the team president, and the executive leadership team on media planning, event planning, presentation and speaking engagement preparation, internal communication strategy, award nominations, story pitching, crisis communications, and other special projects. Shanno focuses on developing and maintaining relationships with members of the media. He serves a vital role within the organization working with various departments, pitching club campaigns, lifestyle, entertainment, and off-field storylines to help the organization drive earned media value across the business portfolio each year.

In his role, Shanno serves as the main communications representative for Arrowhead Events, the club's special events arm that secures major stadium events, including concerts, college football games, international soccer matches, and other events. Shanno has also served as the club's main communications representative for various events involving the organization, including preparations for the 2023 NFL Draft in Kansas City, 2024 Copa America and 2026 FIFA World Cup planning.

Shanno leads the organization's international communications

efforts which began in 2014 when he served as the communications representative to the Chiefs London Committee as the team prepared for a 2015 NFL International Series game in the United Kingdom. His role expanded in 2021 as the club announced its International Home Marketing Area rights for Germany and Mexico, and now also includes Austria and Switzerland. He was a member of the team's Germany Game Committee in 2023, working closely with a cross-functional team of internal staff, NFL staff and multiple in-market agencies to support communications and media operations needs for the NFL's first International Series game in Frankfurt, Germany.

During Shanno's tenure in Kansas City, the club has played in four Super Bowls (LIV, LV, LVII, LVIII), winning three championships (LIV, LVII, LVIII). Prior to each game, Shanno sat on an internal working group supporting the planning and execution of potential Super Bowl trips.

He also consistently offers communications insights and assistance to the club's roster of business partners to ideate around joint opportunities and unique storylines, including two separate naming rights agreements at GEHA Field at Arrowhead Stadium and The University of Kansas Health System Training Complex. In 2021, Shanno led the communications efforts promoting Chiefs Fit, the club's multi-location team-themed fitness center concept developed in partnership with M6 Football. He has served as the communications representative to the Chiefs Green Initiative beginning in 2011 to help roll out a multi-step, multi-year sustainability program focused on increasing recycling efforts and decreasing the carbon footprint at GEHA Field at Arrowhead Stadium.

A native of Council Bluffs, Iowa, Shanno graduated in 2009 with a bachelor's degree in public relations and a minor in business from Wartburg College where he spent four years working in the sports information department and served two years as student assistant to the Sports Information Director.

Education: Wartburg College (B.A. 2009).





JEREMY SLAVENS

VICE PRESIDENT OF ARROWHEAD EVENTS

22ND YEAR IN THE NFL

22ND YEAR WITH THE CHIEFS



Jeremy Slavens enters his 22nd season with the Chiefs in 2024 and his fourth as the club's Vice President of Arrowhead Events after being promoted to the newly created position on September 8, 2021. He previously served seven seasons (2014-20) as the team's Director of Events.

Reporting to the Executive Vice President of Arrowhead Operations and Events, Slavens is responsible for all aspects of Arrowhead Events, the team's non-football revenue-generating events business that works to make GEHA Field at Arrowhead Stadium a year-round entertainment destination that serves the entire Midwest region. This includes the development and fostering of local and national relationships with promoters of all types across the sports and entertainment industry.

These efforts account for many of the organization's largest events, including major concert tours, motorsports, international soccer matches, college football games, stadium festivals, 5K runs and corporate events. In addition, Slavens directs the franchise's training camp operations at Missouri Western State University in St. Joseph, Missouri, serving as the key liaison between the team's football operations and the college, as well as overseeing a staff responsible for the daily operation of the fan-facing elements of training camp.

In 2023, Slavens and his team helped create a record setting year for Arrowhead Events. Seven large scale events were hosted in the venue, which included six concerts, the most in one year in venue history. Together, this accumulated a local economic impact of over \$55 million across the Arrowhead Events line of business. In 2024, they have already hosted a Sporting KC soccer match which held the largest attendance in Missouri history and the third largest attendance for a standalone MLS regular season match. The event season is not slowing down as more concerts, soccer matches and events are being welcomed back to GEHA Field at Arrowhead Stadium, including college football for the first

time since 2015.

Slavens also oversees the corporate event sales staff, the corporate event operations staff and the stadium tour staff, with the group typically selling and operating more than 300 events at GEHA Field at Arrowhead Stadium annually.

Additionally, he served on the bid committee that secured the 2023 NFL Draft for Kansas City and was a member of KC2026, Kansas City's Executive Committee that was successfully awarded host city status for the 2026 FIFA World Cup, with matches slated for GEHA Field at Arrowhead Stadium.

He originally joined the Chiefs in 2000 as a sponsorship intern and went on to spend three years (2001-03) as a Sponsorship Coordinator with the Kansas City Wizards (now Sporting KC), which was under Hunt family ownership at the time. In 2004, Slavens was hired by the Chiefs as a Sponsorship Coordinator and went on to become the club's Marketing Manager (2006-09) and eventually the Manager of Special Events and Marketing (2009-10). During that time he worked on integrated marketing and media plans for sales and special events, as well as performing customer and market research.

In 2011, he was named Director of Marketing and Special Events where he spent three full seasons focusing on marketing campaigns that encompassed a wide range of team initiatives and fan-facing events before being named Director of Events (2014-2020), where his sole focus became attracting and creating events to generate a sustained annual revenue source for the club.

Slavens graduated with a bachelor's degree in business administration from Westminster College in Fulton, Mo., and is a 2018 graduate of the Venue Management School at the International Association of Venue Managers.

Education: Westminster College (B.A. 2000). **Family:** Wife - Tammy; Son - Henry.





JUSTIN SAUSER

VICE PRESIDENT OF TICKETING

14TH YEAR IN THE NFL

14TH YEAR WITH THE CHIEFS



Justin Sauser is in his 14th season with the Chiefs after originally joining the club in 2011 and begins his first season as Vice President of Ticketing in 2024. He began his time with Kansas City as Manager of Ticket Operations before being promoted to Director of Ticket Operations in 2016. In 2021, Sauser was elevated to Senior Director of Ticket Sales and Operations.

Sauser was an integral part of moving the club's ticketing to a mobile system which including integrating fans to the new process and will continue to be responsible for the digitalization of the club's ticket processes.

In his current role, Sauser will continue to oversee ticket sales and operations which includes ticketing data and technology for all Chiefs games and Arrowhead Events. Sauser will also continue

to place an emphasis on business growth and relationship cultivation with ticketing partners.

Prior to joining the Chiefs, Sauser spent five years (2007-11) as the Ticket Manager at Iowa Speedway in Newton, Iowa.

Sauser spent time in the University of Iowa's Athletic Ticket Office while obtaining his bachelor's degree in health and sports studies. Sauser also served as a student manager while at Iowa as well as spending time as a ticketing intern for the Iowa Cubs, the AAA affiliate of the Chicago Cubs, in 2005.

Education: University of Iowa (B.A. 2005) **Family:** Wife - Xochitl; Children - Zerlina.



DR. SHAUN TYRANCE

VICE PRESIDENT OF PLAYER SERVICES AND ASSESSMENT

6TH YEAR IN THE NFL

6TH YEAR WITH THE CHIEFS



Shaun Tyrance originally joined the Kansas City Chiefs in 2019 as the franchise's first in-house clinician and enters his sixth season with the club in 2024. He was promoted to Vice President of Player Services and Assessment in May 2022.

In the newly developed role as Vice President of Player Services and Assessment, Tyrance focuses on all aspects of behavioral health, wellness and performance psychology for all club employees, including players, coaches and staff. Tyrance also provides special programming for the team's rookies and players on injured reserve, as well as spearheads the organization's Inspire Change initiative, Kingdom United. The mission of Kingdom United is to use inclusion-themed books to teach elementary school students to appreciate each other's differences and embrace everyone for who they are. Kingdom United has donated over 65,000 books to more than 12,000 students, and the program has generated over 4,000 hours of diversity, equity and inclusion conversations in the classroom.

Prior to joining the Chiefs, Tyrance had opened a successful private practice in Charlotte, N.C., in 2010, where he provided mental health counseling, leadership development and mental skills training to college and professional athletes. In addition to working with athletes and coaches, Tyrance has consulted with Fortune 500 companies to help them hire and develop top talent within their organizations.

Tyrance also spent a decade working in collegiate and professional athletics, serving as the Director of Sport Psychology for the University of North Carolina at Charlotte (2007-10), the Director of Sport Psychology for Chip Ganassi Racing, a multi-car NASCAR team (2006-07), and as the Academic Coordinator for football at North Carolina State University (2003-06).

In addition to being a licensed clinical mental health counselor, Tyrance is certified in multiple psychometric tools, including the Hogan Personality Assessments, 16PF, Birkman First Look, and Saville Wave Assessment. In 2023, Tyrance also earned his certification as a mental performance consultant (CMPC). He has been published in periodicals and is the co-author of *Winning at the College Level: Thriving as a First-Year Student-Athlete* and *The Career Game Plan: Preparing Student-Athletes to Compete and Win in the World of Work*.

He was a four-year letter-winner and co-captain for the Davidson College football program, graduating with a bachelor's degree in sociology.

Education: Davidson College (B.S. 2000), University of North Carolina at Greensboro (M.S. 2003), North Carolina State University (M.Ed. 2006), University of North Carolina at Charlotte (Ph.D. 2010). **Family:** Wife - Margaret; Children - Raegan and Riley.

COACHING STAFF






DAVE TOUB

**ASSISTANT HEAD COACH/
SPECIAL TEAMS COORDINATOR**

24TH YEAR IN
THE NFL

12TH YEAR WITH
THE CHIEFS



TOUB'S FOOTBALL CAREER

1980-81 Springfield College	Offensive Lineman
1983-84 Texas-El Paso	Offensive Lineman
1986-88 Texas-El Paso	Grad. Assistant ('86) Strength & Conditioning ('87-88)
1989-00 Missouri	Defensive Line/Strength & Cond.
2001-03 Philadelphia Eagles	Asst. ST/Asst. DL
2004-12 Chicago Bears	Special Teams Coord.
2013-24 Kansas City Chiefs	ST Coord. ('13-17) Asst. Head Coach/Special Teams Coord. ('18-24)



Dave Toub enters his 12th season in Kansas City in 2024. He added assistant head coach to his title in 2018 after serving five seasons (2013-17) as the club's special teams coordinator.

In his 12 seasons, the Chiefs have won a franchise-record eight-straight AFC West titles, appeared in six straight AFC Championship Games, hosted an NFL-record five-consecutive AFCCGs, appeared in four Super Bowls in five years (LIV, LV, LVII and LVIII) and added a third Super Bowl ring to his collection in 2023 (LIV, LVII and LVIII). In 11 seasons under Toub, the Chiefs special teams units have led the league in several categories. Since 2013, the club ranks first in punt return yards (3,962), first in return touchdowns (14 total - eight PR, six KR), third in punt return average (9.7) and tied for first in return touchdowns allowed (one). The Chiefs are second all-time for single-season kick return average in NFL history from their 2013 performance of 29.9 yards per return. Toub will see a product of his coaching cemented into the 2024 Pro Football Hall of Fame in August when WR and return specialist Devin Hester is inducted. Toub coached Hester from 2006-12 which included three of his four Pro Bowl

selections (2006-07, 2010), an AP All-Pro Selection (2010), three PFW/PFWA All-NFL Team selections (2006-07, 2010) and his 92-yard kickoff return to open Super Bowl XLI - the only time in SB history that has occurred.

Toub coached a highly productive Chiefs kicking unit (K Harrison Butker, LS James Winchester, P/H Tommy Townsend) for four years and remains the coach of Butker and 10-year veteran, Winchester. Butker joined the Chiefs in 2017 and has rewritten the Chiefs history book. He ranks third in career points scored (900) and has made 197 of his 221 FGs (89.1%) - 28 of which are 50+ yards, another franchise record. Butker converted four field goals in Super Bowl LVIII - tied for the most in a Super Bowl - and set a Super Bowl record for longest made FG in Super Bowl history (57 yards). His 57-yarder was his sixth 50+ yard field goal in the postseason, surpassing Adam Vinatieri (five) for the most 50+ yarders in NFL postseason history. In just four years as a Chief, Townsend made a name for himself, averaging 47.4 yards per punt with 82 punts inside the 20-yard line - the third-most in Chiefs history.

The 2023 season was Butker's best of his career, going 33-for-35 (94.3%) on field goals and a perfect 38-for-38 on PATs. Butker totaled 137 points throughout the season, tying his second-most points in a season (147 in 2019). Butker converted five regular season field goals of 50+ yards and two in the postseason. In the postseason, Butker did not miss a field goal or PAT and set new single-postseason records for himself with 41 points and 11 field goals, helping propel the team to their second-straight Super Bowl title (LVII, LVIII). Townsend had single-season records of 59 punts and 2,469 net yards, flipping the field in key moments. Toub utilized newcomer WR Richie James at punt and kick return who went on to average 20.8 yards on kick return (nine returns) and 10.0 yards on punt return (20 returns).

In 2022, Toub faced injuries and youth with Butker experiencing a Week 1 ankle injury and having to fulfill both the kick and punt return positions. Butker missed four games due to his early injury but returned to make 17-of-23 regular season FGs and nailed a 62-yard FG (Week 6 vs. Buffalo), the longest in Chiefs history. Townsend also had a standout year, recording two of the top five longest punts in franchise history (Week 2 vs. L.A. Chargers, 74-yards and Week 14 at Denver, 76-yards). He led the league in net punting average (45.58) and was second in the league for punting average (50.42) - both of which were Chiefs single season records. Toub mentored rookie RB Isiah Pacheco to average 20.6 yards per return to fill the kick return role and utilized WR Kadarius Toney throughout the season who recorded a Super Bowl record-setting punt return of 65 yards.



In 2021, Butker made 25 of his 28 field goals and hit 47-of-49 PAT's on the season, his second best percentage of his career (95.9). The special teams unit ranked third in punt return average (12.0 yards) and tied for third in punt returns over 20 yards with four.

In 2020, Toub's special teams units ranked in the top 10 in field goal percentage (92.6%) and average starting field position after kickoff (25.8) en route to a second-consecutive Super Bowl appearance. Butker converted 25 of his 27 field goal attempts and converted two 58-yard field goals in the Week 2 win over the Chargers to secure Week 2 AFC Special Teams Player of the Week. Townsend set a Chiefs single-game record 60.8 yards punting average in Week 4 vs. New England.

The 2019 Super Bowl Champion Chiefs special teams ranked in the top 10 in kick returns, kick return coverage and punt return coverage. To close out the regular season, rookie WR Mecole Hardman took one to the house, returning a kick 104 yards, the third-longest kickoff return in franchise history. He was named second-team All-Pro as a kick returner and named to his first Pro Bowl as a return specialist. Butker set a franchise record for most points by a kicker in a single season with 147 points.

In 2018, the Chiefs special teams ranked in the top 10 in punt return, punt return coverage and kickoff return. Butker had a strong second season, making 24-of-27 kicks and P Dustin Colquitt placed 21 kicks inside the 20-yard line, moving him to third all-time in NFL history (441).

In 2017, the Chiefs led the NFL with 41 field goals, 38 of those FGs were made by rookie Butker who exceeded expectations since joining the team in Week 4.

Prior to arriving in Kansas City, Toub's special teams units in Chicago finished in the top third of the league for eight straight seasons (2004-11) according to the Dallas Morning News ranking system, including a No. 1 overall finish in 2006 and 2007. Toub was named Special Teams Coach of the Year in 2006 as voted on by his NFL coaching peers.

Toub guided five different Bears players to eight Pro Bowl berths, including PFHOF WR Devin Hester's three selections (2006-07 and 2010), WR Johnny Knox (2009), LB Brendon Ayanbadejo (2006-07), K Robbie Gould (2006) and S Corey Graham (2011).

During Toub's tenure, Chicago had an NFL-high 22 kick return touchdowns compiled by six different players. The Bears also added a touchdown return on two missed field goals and a 92-yard kickoff return touchdown in Super Bowl XLI. Toub helped Hester develop into the NFL's all-time leader in kick return touchdowns (17) while compiling the fifth-best punt return average (12.1 avg.).

During his stint with Philadelphia (2001-03), Toub helped Eagles Special Teams Coordinator John Harbaugh earn 2001 NFL Special Teams Coach of the Year honors.

Toub spent 15 seasons coaching at the collegiate level, most recently at Missouri where he coached the defensive line (1998-00) after nine years (1989-97) as the school's head strength coach. Toub began his coaching career in 1986 at his alma mater, Texas-El Paso, as a graduate assistant, and one year later was named the school's head strength and conditioning coach.

Toub was selected in the ninth round of the 1985 NFL Draft by the Philadelphia Eagles as a center. He also spent time with the Los Angeles Rams in 1986. At the University of Texas-El Paso, Toub was a two-time All-WAC selection and earned two Academic All-WAC nominations (1983-84). He was a two-time team captain and was named the program's most outstanding offensive lineman during his junior and senior seasons. He began his collegiate playing career as an offensive lineman at Springfield College in Springfield, Mass. (1980-81). He earned his Bachelor of Science and Master of Education degrees from UTEP.

Education: University of Texas - El Paso (B.S. 1986, M.E.1988). **Born:** Ossining, N.Y. **Family:** Wife - Cheryl; Children - Shane and Nicolette.



MATT NAGY

OFFENSIVE COORDINATOR

15TH YEAR IN THE NFL

8TH YEAR WITH THE CHIEFS



NAGY'S FOOTBALL CAREER

1996-00	University of Delaware	Quarterback
2001	Manheim Central High School	Assistant Coach
2002-03	Cedar Crest High School	Quarterbacks
2002	New York Dragons (AFL)	Quarterback
2004	Carolina Cobras (AFL)	Quarterback
2005-06	Georgia Force (AFL)	Quarterback
2007-08	Columbus Destroyers (AFL)	Quarterback
2008-09	Palmyra Area High School	Off. Coordinator
2010-12	Philadelphia Eagles	Assistant Coach ('10) Offensive Quality Control ('11-12)
2013-17	Kansas City Chiefs	Quarterbacks ('13-15) Co-Offensive Coordinator ('16) Offensive Coordinator ('17)
2018-21	Chicago Bears	Head Coach
2022-24	Kansas City Chiefs	Sr. Off. Asst./QBs ('22) Offensive Coordinator ('23-24)



Matt Nagy enters his eighth season with the Chiefs in 2024 and fourth as the team's offensive coordinator. Nagy was promoted to offensive coordinator after rejoining the club in 2022 as senior offensive assistant/quarterbacks coach after four years as head coach for the Chicago Bears (2018-21). During Nagy's first stint in KC, he led the offense in QB Patrick Mahomes' rookie season (2017) after serving as co-offensive coordinator alongside Brad Childress in 2016. He spent his first three seasons with the Chiefs as the quarterbacks coach (2013-15).

Nagy marked his first season back at offensive coordinator with a Super Bowl LVIII victory, notching back-to-back Super Bowl victories for Nagy. Nagy led QB Patrick Mahomes to produce another strong season with 401 completions on 597 attempts, marking his sixth-consecutive season with 4,000+ (4,183) passing yards and 25+ touchdown passes (27). Mahomes tacked on his

third career Super Bowl MVP to his career. The 2023 offense was highlighted by the playing of TE Travis Kelce, RB Isiah Pacheco and rookie WR Rashee Rice. Kelce, in his 11th season, was the team's leading receiver with 984 yards with five touchdowns and had a historic postseason run with 355 receiving yards with 32 receptions and three touchdowns. Nagy helped guide Rice to a standout rookie year, rewriting many of the team's rookie records including receptions (79) and receiving touchdowns (seven) and was second on the team in receiving yards (938). Pacheco bested his rookie performance with 205 rushes for 935 yards and seven touchdowns in his second season. He added 244 receiving yards and two touchdowns.

Nagy returned to Kansas City in 2022, reuniting with sixth-year MVP QB Mahomes. Under Nagy's tutelage, Mahomes completed 435 of his 638 passes en route to his second Super Bowl championship. His 67.1 completion percentage was the highest of his career. The sixth-year quarterback set franchise records for passing yards (5,250) and 300-yard games with 16 300-yard performances in 2022. He tacked on 358 rushing yards, the fifth most rushing yards by a Chiefs quarterback in a season, with four trips to the end zone. Mahomes led the league in many categories: passing yards (5,250), passing touchdowns (41), passing touchdown percentage (6.3%), passing first downs (272) and pass plays of 25+ yards (49). Following the season, Mahomes was named NFL MVP for the second time in his career. Mahomes added a second Super Bowl MVP title to his resume, along with a second AP All-Pro first-team selection. He was also selected to his fifth Pro Bowl and awarded AFC Offensive Player of the Year. Nagy also helped keep backup QB Chad Henne ready for the field and it paid off. When Mahomes was injured in the divisional matchup versus Jacksonville, Henne took the field and drove 98-yards for an eventual touchdown pass to TE Travis Kelce to send the Chiefs to their fifth-straight AFC Championship Game.

Nagy, the 2018 Associated Press and PFWA Coach of the Year, compiled a 34-31 record with one division championship and two playoff appearances in four seasons (2018-21) as the head coach of the Chicago Bears.

The 2017 Chiefs ranked first in the division for the second-straight season. QB Alex Smith had 341 completions on 505 attempts for 4,042 passing yards and 26 touchdowns. As a rookie, Mahomes saw his first NFL action in the Week 17 game at Denver as the starters were resting for the playoffs. Mahomes recorded 22 passes for 284 yards in the game.

In 2016, he tutored Smith to a 12-4 regular-season record, the club's first AFC West title since 2010, the No. 2 overall seed in the AFC and a first-round bye. In 2015, the Chiefs won their first playoff game in 22 years, led by Smith. In his first four seasons, all under Nagy, Smith had a combined 41 wins, marking the most



wins by a Chiefs quarterback in their first four seasons with the club, at the time.

In his first year with the Chiefs, Nagy worked with Smith in a season that brought him five 100.0 plus quarterback ratings, one of which was a perfect rating of 158.3 at Oakland (12/15/13). Focusing on ball protection, he coached Smith to a league-low seven interceptions with a minimum of 300 attempts and a 1.4 interception percentage, also the lowest in the NFL. Smith also earned his first Pro Bowl selection following his first season with the Chiefs in 2013.

Before joining the Chiefs coaching staff, Nagy spent three years on the offensive staff of the Philadelphia Eagles, spending two seasons as the franchise's offensive quality control coach (2011-12). He was promoted to that role after he served as a coaches assistant during the 2010 campaign. His initial experience with the Eagles came in 2008 and 2009 when he served as a coaching intern during Eagles training camp.

A former quarterback for the Arena Football League, Nagy played six seasons for the New York Dragons (2002), Carolina Cobras (2004), Georgia Force (2005-06) and Columbus Destroyers (2007-08). During his career, Nagy completed 65.5 percent of his passes for 18,866 yards, 374 touchdowns and a quarterback

rating of 115.1.

He played collegiately at Delaware, setting more than 20 career passing records at the time, including career marks for passing yards (8,214) and touchdowns (58). He ranked second for most career attempts (895) and most career completions (502) behind former Delaware star and NFL QB Joe Flacco. Nagy earned All-America honors as a senior for the Blue Hens after setting single-season records in attempts (379), yards (3,436) and touchdowns (29).

After graduating from Delaware with a degree in health and physical education, Nagy gained coaching experience at several local high schools, as he served as an assistant coach at Manheim Central (2001), the quarterbacks coach at Cedar Crest (2002-03) and the offensive coordinator at Palmyra Area High School (2008-09).

Born on April 24, 1978, in Plainfield, N.J., the Lancaster, Pa., native attended Manheim Central High School, earning all-state honors as a senior.

Education: University of Delaware (B.S. 2001). **Born:** Plainfield, N.J. **Family:** Wife - Stacey; Sons - Brayden, Tate, Jaxon and Jett.



01 02 03 04 06 08 04 07 19 20 22 23
 19 20 21 22 23 **NEW** 07 19 22 23

STEVE SPAGNUOLO

DEFENSIVE COORDINATOR



26TH YEAR IN THE NFL

6TH YEAR WITH THE CHIEFS

SPAGNUOLO'S FOOTBALL CAREER

1978-81	Springfield College	Wide Receiver
1982	University of Massachusetts	GA
1983	Washington (NFL)	Personnel Intern
1984-86	Lafayette College (Pa.)	DL/Special Teams
1987-91	University of Connecticut	DBs ('87-89) DC/DBs ('90-91)
1992	Barcelona Dragons (NFL-E)	DL/Sp. Teams
1993-94	University of Maine	DC/Secondary
1994-95	Rutgers University	DBs
1996-97	Bowling Green University	DBs
1998	Frankfurt Galaxy	DC/Linebackers
1999-2006	Philadelphia Eagles	Def. Asst./QC ('99-00) Defensive Backs ('01-03) Linebackers ('04-06)
2007-08	New York Giants	Defensive Coordinator
2009-11	St. Louis Rams	Head Coach
2012	New Orleans Saints	Defensive Coordinator
2013-14	Baltimore Ravens	Senior Def. Asst. ('13) Asst. HC/Secondary ('14)
2015-17	New York Giants	Defensive Coordinator
2019-24	Kansas City Chiefs	Defensive Coordinator



Steve Spagnuolo enters his sixth season as the Chiefs defensive coordinator in 2024. In his career, he owns four Super Bowl rings (XLII, LIV, LVII and LVIII) as a defensive coordinator making him the only coordinator in NFL history to win four Super Bowls and sole coordinator to win a Super Bowl with two different franchises (Giants XLII, Chiefs LIV, LVII and LVIII). He is a part of one of just eight teams in NFL history to win back-to-back Super Bowl titles (LVII and LVIII).

Spagnuolo's defense was a powerhouse in 2023, continually providing game-changing production en route to the club's

second-consecutive Super Bowl title. Spagnuolo and his unit allowed the fewest 20+ yard plays allowed (46), second-fewest total points per game (17.3), second-fewest offensive points (271), second-fewest opponent yards per game (289) and the third-fewest yards per pass attempt (6.03). Spagnuolo consistently shut teams out in the second half, ranking first in second-half points allowed (126) and including three second-half shutouts. His defense did not allow more than 27 points the entire season, including the postseason. Through the playoffs in 2023, the Chiefs defense held the top three ranked offenses in the AFC to an average of 15.7 points per game.

For the second-straight year, Spagnuolo's defense recorded the second-most sacks (57.0) across the league, which was also the second-most sacks in a single season in Chiefs history. Much of the defense's production was spurred from DT Chris Jones who recorded his second-straight season of double-digit sacks with 10.5 (-71.5 yards). Alongside him was second-year DE George Karlaftis who matched Jones' 10.5 sacks (-55.5 yards). Jones was selected to his fifth Pro Bowl, and second AP All-Pro Team (first-team) and was voted by his teammates to be a postseason team captain. As one of the top duos in the NFL, CB Trent McDuffie and CB L'Jarius Sneed consistently locked up the league's top receivers. McDuffie was the team's second-leading tackler with 80 tackles (60 solo) and added 3.0 sacks (-24.0 yards), five forced fumbles, seven passes defended and nine QB pressures. McDuffie was selected to his first AP All-Pro Team (first-team) following the season. Sneed led the team with two interceptions, totaled 78 tackles (60 solo), had 14 passes defended and made a key play during the AFC Championship Game, knocking the ball out of WR Zay Flowers' hands for a touchback. The defense also featured newcomer LB Drue Tranquill who quickly made an impact with 4.5 sacks (-19.0 yards) and seven tackles for loss while LB Nick Bolton and S Justin Reid continued to be defensive leaders. Reid topped the defense with 95 tackles (74 solo) and showed his versatility with 3.0 sacks (-16.0 yards) while adding seven passes defended and five QB pressures.

Spagnuolo's 2022 defense achieved a top three ranking in four critical categories: QB hits (1st, 198), sacks (2nd, 55.0 sacks, -388 yards), QB pressures (2nd, 241) and third downs of more than two yards (3rd). With Spagnuolo's guidance, the team's eight total defensive rookies handled 25 percent of the defensive snaps - the third most in the league - and set the second highest snap percentage in NFL history for a team to reach the Super Bowl. All eight took the field for Super Bowl LVII which were the most defensive rookies in Super Bowl history and included three starters (DE George Karlaftis, CB Trent McDuffie and CB Jaylen Watson). As a rookie, Karlaftis made an immediate impact and recorded 6.0 sacks (-40 yards), seven passes defended and 11



quarterback hits. CB L'Jarius Sneed and S Juan Thornhill led the team with three interceptions a piece. Sneed showcased his versatility as he notched a career-high 3.5 sacks. Second-year LB Nick Bolton broke the Chiefs record for single season tackles with 180 tackles and recovered a fumble for a touchdown in Super Bowl LVII. In his seventh year, DT Chris Jones had one of his most productive seasons with 15.5 sacks, tying his career-high and bringing his career total to 65.0, which tied for third in the NFL amongst active DTs. Jones was selected to his fourth Pro Bowl, 2022 AFC Defensive Player of the Year Award and was named to the AP All-Pro (first-team). Jones and Bolton were both voted by their teammates to be 2022 playoff captains.

In 2021, the Chiefs defense went on a 10-game stretch allowing only 14.3 points per game, which led the NFL and held five opponents to 10 points or fewer, ranking ninth in total points allowed. For the third year in a row, Spagnuolo's defense ranked in the top 10 in takeaways, finishing fifth in the NFL. Jones logged a team-high 9.0 sacks (-65.5 yards) and his inside presence helped the defense to rank ninth in the NFL for QB hurries and earned him Pro Bowl recognition. As a rookie, Bolton led the team with 112 tackles, including 11 for a loss as he was named the club's Mack Lee Hill award winner as the team's best rookie or first-year player, an award voted on by his teammates.

The 2020 Chiefs defense held opponents to 22.6 points per game and allowed 20 points or fewer in nine contests en route to the team's second-consecutive Super Bowl appearance. As a unit, the defense forced 16 interceptions and six fumble recoveries enabling 67 points off 22 takeaways. S Tyrann Mathieu led the team with six interceptions, and Jones led the team in sacks for the third-straight season with 7.5 sacks. Mathieu, Jones and DE Frank Clark earned Pro Bowl honors. Jones also was named first-team All-Pro.

In his first season as defensive coordinator of the eventual Super Bowl Champion Chiefs, Spagnuolo oversaw a defense that ranked in the top 10 in several categories: points allowed (7th, 19.3), takeaways (T-10th, 23), red zone touchdown percentage (T-9th, 50.9), QB passer rating (5th, 80.8), yards per pass attempt (6th, 6.67) and 20+ yard plays (T-10th, 55). In 2019, the defense logged five-consecutive games holding teams to no more than 17 points and in the final five games, allowed no more than 10.4 points from their opposition. In Super Bowl LIV, Spagnuolo's defense stopped three consecutive drives, allowing just 58 total yards, which gave QB Patrick Mahomes the field position to score the final 21 points, sealing a Chiefs 31-20 victory over the San Francisco 49ers. Two members of the Chiefs 2019 defense were nominated for the Pro Bowl following the season, DT Chris Jones and DE Frank Clark.

Prior to joining the Chiefs, Spagnuolo served as the defensive coordinator for the New York Giants for three seasons (2015-17) and was named the Giants interim head coach for the final four weeks of the 2017 season. In 2016, the Giants fielded the NFL's most-improved defense, one that was a catalyst behind the team's 11-5 record and first postseason berth in five

years. Spagnuolo's defense achieved top-10 rankings in 12 statistical categories, including a top-five ranking in eight critical statistical categories during the 2016 season: touchdowns allowed (1st), red zone efficiency (1st), points allowed per game (2nd), opposing quarterback rating (2nd), yards allowed per rush (2nd), third-down efficiency (3rd), completion percentage (3rd) and first downs allowed per game (5th). His three years coordinating New York's defense marked his second stint in that role as he served as the Giants defensive coordinator from 2007-08. Spagnuolo's defense helped lead the Giants to a 17-14 victory over the previously undefeated New England Patriots in Super Bowl XLII following the 2007 season holding Tom Brady and the NFL's top offense to 274 total yards, including just 45 yards rushing and no completion greater than 19 yards.

After his first stop with the Giants (2007-08), Spagnuolo was hired as head coach of the St. Louis Rams, where he spent three seasons at the helm (2009-11) and led the Rams to a six-game turnaround between 2009-10. Spagnuolo also had a stint as defensive coordinator of the New Orleans Saints (2012) where he led a unit that finished with 15 interceptions, including four that were returned for touchdowns, and forced 11 fumbles to help the Saints finish with a plus-two turnover differential. Following New Orleans he spent two seasons on the defensive staff of the Baltimore Ravens, first as a senior defensive assistant (2013) and then as assistant head coach/secondary coach (2014).

Spagnuolo broke into the NFL under Kansas City Chiefs Head Coach Andy Reid when Reid held the same position with the Philadelphia Eagles (1999-2012). Spagnuolo spent eight seasons (1999-2006) working on the defensive coaching staff in Philadelphia under the late Jim Johnson, holding the positions of defensive assistant/quality control coach (1999-2000), defensive backs coach (2001-03) and linebackers coach (2004-06). While with the Eagles, Spagnuolo was part of four consecutive NFC East titles, reached four straight conference title games and earned a Super Bowl appearance following the 2004 season.

A native of Whitinsville, Massachusetts, he attended Grafton (Mass.) High School, where he is a member of the school's Athletic Hall of Fame. He earned a bachelor's degree in physical education from Springfield College (Springfield, Mass.), where he was a two-year starter at wide receiver. He earned a master's degree in sports management from the University of Massachusetts.

Spagnuolo and his wife, Maria, have a passion for philanthropy and maintain a strong commitment to giving back to both their Philadelphia and Kansas City communities. The Spagnuolos have a particular passion for supporting under privileged youth and annually support causes that provide physical and emotional aid to youth and people with disabilities, including the Northern Children Home (Philadelphia), Inglis House (Philadelphia) and the Salvation Army (Kansas City and Philadelphia).

Education: Springfield College (B.S. 1982); University of Massachusetts (M.S. 1983). **Born:** Whitinsville, Mass. **Family:** Wife - Maria.

CHAMPIONSHIP DEFENSE

Rk.	Year	Stat
1	2023	Opponent Plays of 20+ yards (46)
	2022	Quarterback Hits (198)
T1	2021	Fumble Recoveries (14)
2	2023	Sacks (57.0), Total Points Per Game (17.3), Opponent Yards Per Game (289)
	2022	Sacks (55.0), Quarterback Pressures (241), Opponent Plays of 20+ Yards - Last 8 Games (18)
3	2023	Yards Per Pass Attempt Allowed (6.03)
4	2023	Opponent Net Passing Yards Per Game (176.5), Opponent Yards Per Play (4.71)
5	2022	Opp. Rushing Plays of 20+ Yards (7)
	2020	Opponent Rushes of 10+ Yards (38), Opponent Plays of 10+ Yards (191)
	2019	Quarterback Passer Rating (80.8)
T5	2021	Takeaways (29)
	2020	Interceptions (16)
6	2019	Yards Per Pass Attempt (6.67)
7	2023	Opponent Rushing Plays of 10+ Yards (43)
	2019	Points Allowed (19.3)
8	2023	Opponent QB Passer Rating (83.6), Opponent Red Zone Touchdown Percentage (50%)
	2022	Yards Per Play Allowed (5.10), Rushing Yards Allowed (107.2)
	2021	Total Points Allowed (364)
T9	2019	Opponent Red Zone Touchdown Percentage (50.9%)
10	2023	Forced Fumbles (14), Opponent Third Down Conversions (37.1%), Opponent Negative Play Yards (-464 yards)
	2020	Opponent Passer Rating (89.4)
T10	2019	Opponent Players of 20+ Yards (55), Takeaways (23)





RICK BURKHOLDER

VICE PRESIDENT OF SPORTS MEDICINE AND PERFORMANCE

32ND YEAR IN THE NFL

12TH YEAR WITH THE CHIEFS



BURKHOLDER'S FOOTBALL CAREER

1986	New England Patriots	Summer Intern AT
1988-90	University of Arizona	Graduate Assistant ('88-89) Asst. Athletic Trainer ('90)
1991-93	University of Pittsburgh	Asst. Athletic Trainer
1994-98	Pittsburgh Steelers	Asst. Athletic Trainer
1999-12	Philadelphia Eagles	Head Athletic Trainer
2013-24	Kansas City Chiefs	Head Athletic Trainer ('13-17) VP of Sports Medicine & Performance ('18-24)



Known as one of the top athletic trainers in the National Football League, Rick Burkholder enters his 12th season with the Kansas City Chiefs in 2024 and his seventh serving as the club's Vice President of Sports Medicine and Performance. Following his promotion in 2018, he continued to oversee the athletic training staff and added the team's strength and conditioning and equipment departments to his responsibilities.

Burkholder and his staff were instrumental to the health of the team as the Chiefs claimed back-to-back Super Bowl titles (LVII and LVIII). In 2023, several key players including LB Nick Bolton (ankle and wrist) and RB Isiah Pacheco (shoulder) faced injuries. Burkholder and his staff were able to develop rehab plans conducive to a return to the field as both players finished the regular season and had strong postseason performances. In his 10th season, RB Jerick McKinnon was sidelined with a groin injury, eventually undergoing surgery in January. McKinnon was able to return in time for the Super Bowl after a rigorous rehab. In 2022, five key players, including QB Patrick Mahomes and WR Juju Smith-Schuster, experienced injuries during the AFC Championship Game win. Under Burkholder's direction, including the development and execution of their individual treatment plans, and with the aid of the athletic training staff, four of the

five injured players were able to return to action for Super Bowl LVII. Smith-Schuster went on to be the team's second-leading receiver in the victory and Mahomes threw for 182 yards and three touchdowns as he was named Super Bowl MVP.

On Feb. 19, 2014, Burkholder received one of the highest honors in his profession as he was elected to a three-year term as president of the Professional Football Athletic Trainers Society (PFATS), which serves the players of the NFL, the member clubs and other members of the community, while ensuring the highest quality of health care provided to the NFL. During his term, he focused on two specific initiatives - emphasizing the need for gender equality in athletic training and the importance of athletic trainers at youth levels. During his three-year presidency, Burkholder spearheaded the implementation of a \$1,000 league-wide scholarship specifically for a female training camp fellowship. Since its inception in 2015, this yearly scholarship has now contributed nearly \$300,000 to advancing women in athletic training.

After his term, Burkholder has continued to be recognized for his service to both the Chiefs and the field. In 2023, Burkholder was honored for his work with his induction into the National Athletic Trainers' Association (NATA) Hall of Fame. He was also inducted into the Pennsylvania Athletic Training Hall of Fame (2016).

Burkholder is actively involved in the Kansas City community, particularly with youth sports, and in 2022, he added two more honors to his resume. The first being his NATA Service Award as recognition for his contributions to the athletic training profession as a volunteer at the local and state levels. Burkholder has given educational presentations on concussions and heat and hydration as part of The University of Kansas Health System Sports Medicine and Performance Center and currently sits on the athletic trainers advisory group and served on the head, neck and spine committee and the return to play task force, all of which address the treatment and prevention of concussions in the sport. ATSA recipients have been involved in professional associations, community organizations, grassroots public relations efforts and service as a volunteer athletic trainer.

In February 2022, he earned the Fain-Cain Memorial Award for 2021 Outstanding NFL Athletic Trainer of the Year. The Fain-Cain award is named for Dr. Thomas E. Cain and Dr. Robert H. Fain, both long time team physicians for the then-Houston Oilers. The award was established shortly after Dr. Cain's death and Dr. Fain's retirement. Both physicians exhibited long term commitments to the NFL and exemplary performances. The award is given annually to an NFL athletic trainer who manifests these traits and is presented to the PFATS member who best reflects the virtues of a certified athletic trainer and displays the



highest level of professionalism.

In back-to-back years, Burkholder received prestigious awards for his work on the field. First in 2017 he became just the second person and first athletic trainer to receive the NATA's President's Award, honoring his contribution to the profession after earning the NATA Most Distinguished Athletic Trainer Award in 2016. He and his staff were recognized by their peers following the 2010 season, being named the NFL's top training staff for the year.

In 2020, the NFL and the world faced a public health crisis, the coronavirus pandemic, forcing the adoption of new COVID-19 protocols across the National Football League. Burkholder became the team's Infection Control Officer (ICO), a leading member of the club's Infection Response Team (IRT). As the local ICO, Burkholder was integral in the development and execution of the club's IDER (infectious disease emergency response) plan, a document detailing how the club adapted its operations to mitigate risk, cleaning protocols, how the team complied with state and local guidelines, as well as an action plan for positive COVID-19 tests or symptoms within the staff or locker room, among other topics. Burkholder's plan was the first among all clubs to be reviewed and approved by the NFL, the NFLPA and jointly appointed infectious disease experts.

Having spent 26 years with Chiefs Head Coach Andy Reid, including 14 in Philadelphia as Reid held the same position with the Eagles (1999-2012), Burkholder became well known for his expertise in his rehabilitation programs. In 2004, an aggressive rehabilitation program allowed WR Terrell Owens to return from a surgically-repaired ankle in seven weeks to play in Super Bowl XXXIX with the Eagles. He also helped RB Duce Staley return to the field in 2001, who suffered a severe Lisfranc sprain in his foot. The process went so well that Burkholder was published and has spoken nationally on the Lisfranc injury and its rehabilitation process. In addition, Burkholder designed a rehab program for

Steelers CB Rod Woodson in 1995 after he suffered a torn ACL in the season opener. Woodson returned just four and a half months after surgery to play in Super Bowl XXX. Burkholder has created specialized rehab programs for several Chiefs over the years, including several Achilles tendon injuries: LB Derrick Johnson (2014 & 2016), DE Mike DeVito (2014), WR Chris Conley (2017) and S Eric Berry (2017). He also played a major role in Berry's return to the field in 2015 after battling Hodgkin's lymphoma.

Before joining the Eagles training staff, he spent five seasons as an assistant athletic trainer with the Pittsburgh Steelers and three seasons as an assistant football athletic trainer at his alma mater, the University of Pittsburgh. A 1987 Pittsburgh graduate, Burkholder went on to earn his master's degree in athletic training from the University of Arizona where he spent two seasons as a graduate assistant and another as an assistant athletic trainer.

Burkholder is a certified athletic trainer and a member of the National Athletic Trainers Association and the Pennsylvania Athletic Trainers Society, in addition to his membership in PFATS. While with Philadelphia, he served as the NFC head athletic trainer representative on the PFATS executive committee.

Burkholder first gained NFL experience serving as a summer intern with the New England Patriots training staff in 1986. He was influenced by his father, Richard, a long-time athletic trainer at Carlisle High School, and his mother, Nancy, a registered nurse. In 2003, Burkholder and his father were named distinguished alumni of Carlisle High School, and in 2013, Burkholder was honored with the Pennsylvania Athletic Trainers Society Distinguished Merit Award.

Education: Pittsburgh (B.S. 1987), Arizona (M.S. 1989). **Born:** Carlisle, Pa. **Family:** Wife - Kristine; Children - Quinn Taylor and Carly Ann.



LOUIE ADDAZIO

DEFENSIVE QUALITY CONTROL

**1ST YEAR IN
THE NFL**

**1ST YEAR WITH
THE CHIEFS**



ADDAZIO'S FOOTBALL CAREER

2011-12 Syracuse	Tight End
2013-15 Boston College	Tight End
2016-18 Ohio State	Coaching Staff Intern ('16) Graduate Assistant ('17-18)
2019 Bowling Green State	Tight Ends
2020-21 Colorado State	Offensive Line
2022-23 Texas A&M	Offensive Line Analyst
2024 Kansas City Chiefs	Defensive Quality Control

Louis Addazio joins the Chiefs for his first season with the club in 2024 as a defensive quality control coach. This season marks his first in the NFL.

Addazio joins the Chiefs after two seasons (2022-23) at Texas A&M University as an offensive line analyst. While at Texas A&M, he assisted in coordinating the run game plan for the 2022 and 2023 seasons. In 2023, he coached freshman All-American OL Chase Bisontis, while in 2022 he coached LT Trey Zuhn to Mid-Season Freshman All-American. In his time with the Aggies, he coached four freshman All-Americans, two freshman All-SEC players and one All-SEC first-team selectee. With Addazio's assistance, the 2023 offensive line allowed 2.0 or fewer sacks in nine games and the 2022 squad allowed just 25.0 sacks all season. Among his coaching responsibilities, he directed recruiting efforts in nine states and secured commitments from three of the nation's top 10 offensive linemen for the 2024 class.

Prior to his two seasons at Texas A&M, Addazio spent two seasons at Colorado State (2020-21) as the offensive line coach working with players and game planning the run game each week. While in Fort Collins, he coached OL Elijah Johnson (2020), OL Cam Reddy (2020-21) and OL Barry Wesley (2020-21) to All-Mountain West honors. In addition to his coaching duties, he oversaw recruiting efforts for several east coast states. He spent one season at Bowling Green State (2019) as the tight ends coach where he coached current NFL TE Quintin Morris to an All-MAC selection. He also assisted in the teams' recruiting efforts.

Addazio got his first coaching experience at the Ohio State University as a graduate assistant for the offensive line while earning his master's degree in sports coaching (2017-18). Prior to his time as a graduate assistant, he interned with the coaching staff for one year (2016). Addazio played tight end for Boston College for three seasons (2013-15) after spending two seasons as a tight end at Syracuse (2011-12). While at Boston College, Addazio was the recipient of the 2015 Gridiron Club award which is given annually to the student-athlete who displays the determination, enthusiasm and spirit expected from a Boston College football player.

Education: Ohio State University (2018, M.A.) Boston College (2015, B.A.). **Born:** Gainesville, Fla. **Family:** Wife - Courtney; Children - Camryn and Callie.





JOE BLEYMAIER

PASS GAME COORDINATOR

9TH YEAR IN THE NFL

9TH YEAR WITH THE CHIEFS



BLEYMAIER'S FOOTBALL CAREER

2002-05 Delaware	Wide Receiver
2006-07 Wauwatosa East	High School Asst. Coach
2007-09 Philadelphia Eagles	FB Ops./Summer Intern
2013-15 Colorado	Offensive Quality Control
2016-24 Kansas City Chiefs	Offensive QC ('16-17) Passing Game Analyst/Asst. QBs ('18-20) Wide Receivers ('21-22) Pass Game Coordinator ('23-24)



Joe Bleymaier enters his ninth season with the Chiefs and in the NFL in 2024. This season marks his second as the team's pass game coordinator. His time with the club has also included two seasons as the wide receivers coach (2021-22), three seasons as the pass game analyst/assistant quarterbacks coach (2018-20) and two seasons as an offensive quality control coach (2016-17).

In 2023, Bleymaier worked closely with the wide receivers as the pass game coordinator helping to develop an offense with another year of high productivity. With Bleymaier's guidance, the offensive passing game was again top five in several categories including red zone passing touchdowns (25, 2nd), completions (421, 3rd) and passing first downs (216, 5th). The Chiefs offense and QB Patrick Mahomes had the third-most completions in team history with 421, short of only the 2021 (448) and 2022 (435) offensive units. Bleymaier's guidance in the passing game helped Mahomes reach his third Super Bowl MVP performance in his career after going 34-for-46 for 333 yards and two touchdowns en route to the team's Super Bowl LVIII victory - back-to-back Super Bowl victories for the Chiefs (LVII and LVIII). TE Travis Kelce and rookie WR Rashee Rice led the receiving charge with 984 and 938 yards, respectively and the two combined for 12 regular season receiving touchdowns (Rice, seven; Kelce, five). Rice broke the

team's rookie record for receptions (79) and receiving touchdowns (seven), earning him the Mack Lee Hill award (101 Awards) as voted on by his teammates.

As the club's wide receivers coach in 2022, Bleymaier was tasked with developing a new group of receiver talent with newcomer WRs Marquez Valdes-Scantling, Juju Smith-Schuster, Kadarius Toney, Justin Watson and rookie Skyy Moore. Chemistry was quickly developed between the Chiefs QB Patrick Mahomes, the newcomers and returning WR Mecole Hardman, who played in just eight games due to injury but managed to score four TDs. Mahomes found 11 different receivers throughout the season, the second most in the league, producing a historic passing performance in which they led the league in receiving yards (5,250), touchdowns (41), passing first downs (272), passes of 25+ yards (49) and points per game (29.2). Smith-Schuster led the receiver group with 78 receptions for 933 yards and three trips to the end zone.

In 2021, Bleymaier led one of the most explosive passing games in the NFL with Mahomes at the helm. Bleymaier assisted the Chiefs offense to rank fourth in net passing yards per game (281.8) and third in net yards per game (396.8). WR Tyreek Hill recorded 1,239 receiving yards, ranking seventh in the NFL, en route to his sixth Pro Bowl selection.

In 2020, the Chiefs offense ranked first in the league in passing yards per game (303.4) and net passing yards (4,854), third in average gain per pass play (7.48) and tied for third in passing touchdowns (40). As assistant quarterbacks coach, Bleymaier aided Mahomes to his third-straight Pro Bowl (2018-2020), and an AP All-Pro (second-team) selection after Mahomes threw for 4,740 yards and 38 passing touchdowns.

In 2019, Bleymaier emphasized the passing game and worked closely with Mahomes to help the Chiefs passing game rank fifth in passing yards per game (281.1) and second in average gain per pass play (7.48). In the fourth quarter of Super Bowl LIV the payoff was clear as Mahomes and the offense rallied to score 21 points, coming back from a 10-point deficit to defeat the 49ers.

In 2018, Bleymaier worked with a Chiefs offense that featured the NFL MVP QB Mahomes, as he threw for 5,097 yards and 50 touchdowns, which was only the second time in NFL history that a player has thrown for 5,000 yards and 50 touchdowns.

Prior to his time at Colorado where he served as an offensive quality control coach (2013-15), Bleymaier spent two seasons as the assistant coach at Wauwatosa East High School in Milwaukee, Wis., while he was attending law school (2006-07).

Additionally, Bleymaier spent three summers as a football operations intern with Andy Reid and the Philadelphia Eagles (2007-09) while Reid was the Head Coach and Executive Vice



President of Football Operations in Philadelphia.

Bleymaier was a four-year letterman as a wide receiver at Delaware (2002-05), where he hauled in 74 career receptions for 864 yards (11.7 avg.) with 11 total offensive touchdowns. In his sophomore season, Bleymaier was a member of the Blue Hens

15-1, I-AA National Championship team.

Education: University of Delaware (B.A. 2005); Marquette University (J.D. 2009). **Born:** Boise, Idaho. **Family:** Wife - Stephanie; Son - Calvin; Daughter - Hayden.



TERRY BRADDEN

ASSISTANT DEFENSIVE LINE

8TH YEAR IN THE NFL

8TH YEAR WITH THE CHIEFS



BRADDEN'S FOOTBALL CAREER

2009-11	Howard University	Quarterback
2011-13	Tuskegee University	Quarterback
2014	Florida Atlantic University	QC Special Teams
2015	Inlet Grove HS	Athletic Dir. & Head Coach
2016	Bethune Cookman	QB Graduate Asst.
2017-24	Kansas City Chiefs	Defensive Assistant ('17) Defensive Quality Control ('18-20) Asst. Defensive Line ('21-24)



Terry Bradden enters his eighth season with the Chiefs and his fourth as the assistant defensive line coach in 2024. Bradden spent his first three seasons as the defensive quality control coach (2018-20), followed by one season as a defensive assistant (2017).

In 2023, Bradden assisted the defensive line who helped the defense finish top two in the NFL in sacks for the second-straight year (57.0; -351 yards). The defense's 57.0 sacks were the second-most in a single season in Chiefs history. The defensive line was led by DT Chris Jones and DE George Karlaftis, who both led the team in sacks with 10.5 each. Jones recorded his second-consecutive season with double-digit sacks and added 29 quarterback pressures, 13 tackles for loss and four passes defended. He was voted by his teammates to be a playoff captain for the second-straight year, an AP All-Pro first-team selection and earned his fifth Pro Bowl. In just his second year, Karlaftis had 17 quarterback pressures, seven tackles for loss and one forced fumble. Bradden helped lead the defense to allow just 17.3 points per game which was second-fewest in the league, allowed the fewest second-half points in the league (126), had three second-half shutouts and allowed no more than 27 points in a game during the season - including the postseason. With Bradden's

assistance, the dominant defensive line helped the Chiefs secure back-to-back Super Bowl titles (LVII and LVIII).

Bradden worked closely with Joe Cullen and the defensive line in 2022, helping guide the defensive front to 55.0 sacks (-388 yards), which was the second-most in the league en route to the club's eventual Super Bowl LVII victory. DT Chris Jones tied his own season-high sack number of 15.5, which he previously notched in 2018 and secured his fourth-consecutive Pro Bowl nomination. Jones highlighted his season when he took down elusive Bengals QB Joe Burrow in the AFC Championship Game (1/29/23) for 2.0 sacks. His performance through the 2022 season earned him AFC Defensive Player of the Year (101 Awards), an AP All-Pro first-team selection and was voted by his teammates to be a playoff captain. Bradden also helped mentor rookie DE George Karlaftis to 6.0 sacks (-40.0 yards) with seven passes defended and 11 quarterback pressures. Karlaftis' 6.0 sacks was the fifth-most for a rookie in franchise history.

In 2021, Bradden worked alongside Brendan Daly overseeing the defensive line. DT Chris Jones led the team with 9.0 sacks (-65.5 yards), including a single-game career-high of 3.5 sacks of Cowboys QB Dak Prescott (11/21/21), en route to his third Pro Bowl selection. DE Frank Clark ranked second on the team with 4.5 sacks (-23.5 yards). Both DE Mike Danna and DT Derrick Nnadi posted career highs in sacks that season with 3.0 each.

In 2020, as a defensive quality control coach Bradden worked mostly with a defensive line that included Pro Bowlers DT Chris Jones and DE Frank Clark. Jones and Clark ranked first and second on the team in sacks with 7.5 and 6.0, respectively. Jones was named to the AP All-Pro (second-team) and named to the Pro Bowl for the second time in his career.

In 2019, Bradden primarily worked with the defensive backs. He worked with S Tyrann Mathieu who was nominated to the AP All-Pro Team for the second time and CB Charvarius Ward who had a productive season, recording 74 tackles (56 solo), 10 passes defended and two interceptions.

Bradden spent the 2018 season working with the defensive line including third-year DT Chris Jones who led the team with 15.5 sacks (-122.0 yards), ranking third in the NFL. He spent the 2017 season working closely with the defensive backs unit under the tutelage of Pro Football Hall of Famer and Chiefs Hall of Famer Emmitt Thomas.

Prior to joining the Chiefs, Bradden served as a quarterback graduate assistant at Bethune Cookman University for the 2016 season. He was named to the first American Football Coaches Association Top 30 Under 30 class that year.

Before his season in Daytona Beach, Bradden spent the 2014 season at Florida Atlantic University as the quality control special



teams coach before returning to his alma mater, Inlet Grove High School as the head football coach and athletic director for the 2015 season. During the 2015 season, he claimed the title of the youngest head football coach and athletic director in the state of Florida at the age of 24. Bradden played two seasons at Inlet Grove, leading the Hurricanes to consecutive Class 2A regional semifinal berths as a junior and senior (2008-09).

The Riviera Beach, Fla., native played quarterback for three seasons at Howard University (2009-11) in Washington, D.C., before transferring to Tuskegee University (2011-13), where he also played quarterback and graduated with a degree in social work.

Education: Tuskegee University (B.S. 2014). **Born:** Riviera Beach, Fla. **Family:** Wife - Kendall; Sons - Christopher and Carter.



GREG CARBIN

ASSISTANT STRENGTH & CONDITIONING

6TH YEAR IN THE NFL

6TH YEAR WITH THE CHIEFS



CARBIN'S FOOTBALL CAREER

2003-06 Missouri Western State University	Defensive Back
2007-11 North Kansas City High School	Coach
2012-18 Missouri Western State University	GA ('12-13)
		Director of Sports Performance ('14-18)
2019-24 Kansas City Chiefs	Asst. Strength & Cond.



Greg Carbin enters his sixth NFL season with Kansas City in 2024 as an assistant strength and conditioning coach.

Since Carbin joined the strength and conditioning staff in 2019, the team has won every AFC West title, has been in the

AFC Championship Game each season, appeared in four Super Bowls (LIV, LV, LVII, LVIII) and added three Super Bowl banners (LIV, LVII and LVIII) including back-to-back Super Bowl championships (LVII, LVIII).

Prior to working for the Chiefs, Carbin served as the director of sports performance at Missouri Western State University, his alma mater and the home of Chiefs training camp. During his seven years at MWSU, Carbin developed and conducted the student-athletes' workouts during the school year and built the Griffon Strength and Conditioning program from the ground up. He returned to MWSU after working at North Kansas City High School as a football and track coach. He began his career at MWSU as a graduate assistant in strength and conditioning for one year (2013) before being promoted to director of sports performance in 2014.

The Jefferson City, Mo., native played defensive back at MWSU where he was a four-year letter winner (2003-06) for the Griffon football team and helped guide the Griffons to their first ever NCAA Playoff appearance in 2006. Carbin totaled 128 tackles (88 solo), five interceptions and has 35 kickoff returns for 794 yards and averaged 22.6 yards per return. He was a member of the MWSU Athletic Director's Honor Roll and the MIAA Commissioner's Academic Honor Roll, as well as a member of the MWSU Student-Athlete Advisory Committee.

Education: Missouri Western State University (B.F.A. 2007), (MAsc 2016); Concordia University (MS 2022). **Born:** Jefferson City, Mo. **Family:** Wife - Marian; Children - Graham and Adelis.





NICK CASSETTA

ASSISTANT STRENGTH & CONDITIONING

2ND YEAR IN THE NFL

2ND YEAR WITH THE CHIEFS



CASSETTA'S FOOTBALL CAREER

2016	University of Buffalo	Strength & Conditioning Intern
2016-17	UCLA	Strength & Conditioning Intern ('16)
			Strength & Conditioning GA ('17)
2018	Ohio University	Strength & Conditioning GA
2019-21	New Mexico State	Asst. Strength & Conditioning
2022	Rice University	Asst. Strength & Conditioning
2023-24	Kansas City Chiefs	Asst. Strength & Conditioning

Nick Cassetta returns for his second season with the Chiefs as an assistant strength and conditioning coach in 2024. Cassetta joined the club in 2023 after a season at Rice University where he assisted the football strength program as the assistant strength and conditioning coach.

As part of the staff in 2023, he helped prepare the Chiefs for a long season resulting in the team's eighth consecutive AFC West title, sixth-straight AFC Championship game appearance and third Super Bowl title in five seasons (LIV, LVII and LVIII) giving them back-to-back Super Bowl Championships (LVII, LVIII).

While at Rice University (2022), Cassetta coordinated all aspects of the nutrition program as well as assisted with the design and implementation of the strength and conditioning plan for the team. He also managed all of the sports science technology including SPT GPS, Nordbord and Force Plates.

Cassetta spent three seasons (2019-21) at New Mexico State as the director of Olympic sports and exercise prescription/nutrition manager. In this role, Cassetta acted as the assistant director of the design and implementation of the football strength and conditioning program, overseeing the development of the offensive and defensive lines, quarterbacks, specialists and redshirts. Cassetta was the bridge between the sports medicine

and sports performance staffs, working closely with the athletic training staff while overseeing the Olympic strength and conditioning program. Cassetta also oversaw the baseball and women's track and field programs helping the women's team earn its first ever Indoor Conference Championship in 2020. Cassetta furthered his experience with nutrition, overseeing all aspects of the nutrition program of NMSU.

In 2018, he spent time at his alma mater, Ohio University, as a graduate assistant for the strength and conditioning department. While at Ohio University, Cassetta assisted in all aspects of the football strength and conditioning program and was responsible for the design and supervision of the training programs for a variety of the school's sports including men's and women's golf and women's swimming and diving.

Prior to his arrival at Ohio University, he spent time at UCLA as an intern (2016) and as a graduate assistant (2017). As a graduate assistant, Cassetta was responsible for the implementation of the developmental lifting group and worked alongside the sports medicine staff to oversee the progression of injured student-athletes. Cassetta began his coaching career in 2016 with a short stint at the University of Buffalo as an intern of the strength and conditioning staff, working directly with the football team.

Cassetta earned his bachelors in exercise science from Monclair State in 2015 and went on to get his masters in coaching education from Ohio University in 2019 while serving as a graduate assistant for strength and conditioning.

Education: Montclair State (B.S. 2015), Ohio University (M. Coaching Ed. 2019). **Born:** Lodi, N.J.





JOE CULLEN

DEFENSIVE LINE



18TH YEAR IN THE NFL

3RD YEAR WITH THE CHIEFS

CULLEN'S FOOTBALL CAREER

1990-91	UMass	Running Backs ('90) Defensive Line ('91)
1992-98	University of Richmond	Defensive Line ('92-96) Defensive Coordinator ('97-98)
1999	LSU	Defensive Line
2000	University of Richmond	Defensive Coordinator
2001	Memphis	Defensive Line
2002-04	Indiana	Defensive Line ('02-03) Defensive Coordinator ('04)
2005	Illinois	Defensive Assistant
2006-08	Detroit Lions	Defensive Line
2009	Idaho State	Defensive Line
2010-12	Jacksonville Jaguars	Defensive Line
2013	Cleveland Browns	Defensive Line
2014-15	Tampa Bay Buccaneers	Defensive Line
2016-20	Baltimore Ravens	Defensive Line
2021	Jacksonville Jaguars	Defensive Coordinator
2022-24	Kansas City Chiefs	Defensive Line

Joe Cullen returns for his third season as defensive line coach for the Kansas City Chiefs in 2024, marking his 18th year in the National Football League.

In 2023, the defensive line helped lead the charge to back-to-back Super Bowl titles for Cullen and the Chiefs (LVII and LVIII). Cullen again had a top performing defensive line which was highlighted by DT Chris Jones and DE George Karlaftis. Jones recorded his second-consecutive season with double-digit sacks with 10.5 (-71.5 yards) with four passes defensed, 29 quarterback pressures and 13 tackles for loss. Jones was voted by his teammates to be a playoff captain for the second-straight year, earned an AP All-Pro team (first-team) selection and was selected to his fifth Pro Bowl. In just his second year, Karlaftis recorded 10.5 sacks (-55.5 yards). In total, the defensive line had the second-most sacks in the league for a second-straight year with 57.0 (-351.0 yards) and the second-most in a single season in Chiefs history. With Cullen's direction, the defense allowed the fewest second half points in the league (126), including three second half shutouts and allowed no more than 27 points in a game in both the regular season and postseason.

In his first year with the club, Cullen made an immediate impact on the organization, coaching the 2022 defensive line as a component of a top producing defense. In 2022, the Chiefs defense ranked in the top 10 in many categories: first in QB hits (198), second in sacks (55.0 sacks, -388 yards), second in QB pressures (241), fifth in rushing plays of 20+ yards (seven) and eighth in rushing yards allowed (107.2). The defensive line's success culminated in the Super Bowl LVII victory where they held a highly regarded Eagles run game to just 28 rushing yards in the second half. Cullen mentored veteran DT Chris Jones to another

Pro Bowl season with 15.5 sacks, tying his career-high (2018). Jones was the AFC Defensive Player of the Year (101 Awards), selected to AP All-Pro (first-team) and voted by his teammates to be a playoff captain. Fellow 2022 Pro Bowler DE Frank Clark brought his postseason sack total to 13.5 en route to Super Bowl LVII, which ranked him third all-time in the NFL. Cullen quickly developed rookie DE George Karlaftis who started all 17 regular season games and recorded 6.0 sacks, 11 quarterback pressures and seven passes defensed. His 6.0 sacks were the fifth most for a rookie in franchise history.

In 2021, Cullen served as the defensive coordinator with the Jacksonville Jaguars. Cullen helped lead the defense to improvements in all major categories, including yards per game allowed, points per game allowed, yards per carry allowed and passing yards per game. Jacksonville's sack total improved from 18.0 to 32.0 in one season with Cullen leading the defense. Under his tutelage, DE Josh Allen led the defensive line in total tackles with 71, four passes defensed and 7.5 sacks.

The 2021 season marked his second stint with the Jaguars after spending three seasons (2010-12) as their defensive line coach where he assisted the Jaguars to a No. 6 finish in the NFL in yards allowed (313.0 ypg) in 2011.

Prior to arriving in Jacksonville the second time, Cullen spent five seasons as the defensive line coach in Baltimore (2016-20). In 2020, Baltimore allowed the NFL's second-fewest points (18.9) and seventh-fewest yards (329.8) per game. The Ravens also owned the No. 2 third-down defense (34.0 pct.) and produced a league-high 25 forced fumbles. That season, Cullen oversaw DT Calais Campbell to his sixth Pro Bowl selection, as well as LB Matt Judon to his third-straight Pro Bowl (2018-20). In 2019, the Ravens finished with the NFL's No. 4 defense (300.6 ypg) and allowed the third-fewest points per game (17.6). In 2018, Baltimore boasted the league's top-ranked defense (292.9 ypg) and permitted the league's second-fewest points per game (17.9), en route to winning the AFC North title. That season, Cullen tutored DT Brandon Williams to his first Pro Bowl selection. In 2017, Cullen led Baltimore's defensive line, which was part of a defensive unit that led the league in takeaways (34) and finished tied for 11th with 41.0 sacks, including 11.0 sacks coming from DE Terrell Suggs en route to his seventh Pro Bowl selection. The Ravens defense ranked sixth in points allowed (18.9 ppg).

Cullen spent two seasons (2014-15) as the defensive line coach of the Tampa Bay Buccaneers. Over those two seasons, the Bucs ranked fifth in tackles for loss (173), totaled 74.0 sacks and allowed just 4.9 yards after catch per reception, which tied for second in the NFL. He tutored DT Gerald McCoy to back-to-back Pro Bowl selections.



In 2013, Cullen helped guide one of the best defensive turnarounds in team history as the Cleveland Browns finished ninth in total defense (332.4 ypg) after ranking 23rd the previous season.

In 2009, Cullen left the NFL to be the defensive line coach at Idaho State. His first NFL coaching job came in 2006 where he was the defensive line coach for the Detroit Lions for three seasons (2006-08). Under Cullen, four different Lions players recorded career-high sack numbers, including Shaun Rogers (7.0 in 2007) and Cory Redding (8.0 in 2006).

Prior to his time as an NFL coach, Cullen was a defensive assistant at Illinois in 2005. He spent two seasons (2002-03) with Indiana University as their defensive line coach, before transitioning to their defensive coordinator in 2004. Cullen spent

four seasons (1992-96) with the University of Richmond as their defensive line coach before becoming their defensive coordinator (1997-98). After doing a year at Louisiana State University (1999) as their defensive line coach, he returned to Richmond to be their defensive coordinator in 2000.

In college at the University of Massachusetts Amherst, Cullen was a four-year starting nose tackle. He was a three-time All-Yankee Conference selection and was the Minutemen's team MVP in 1989. He graduated in 1990 with a bachelor's degree in sports management. He got his first collegiate coaching job at his alma mater, where he started as a graduate assistant there before becoming a position coach.

Education: University of Massachusetts Amherst (1990). **Born:** Quincy, Mass. **Family:** Wife - Andrea; Daughters - Julia, Justina, and Jenna.



DONALD D'ALEESIO

SAFETIES

4TH YEAR IN THE NFL

4TH YEAR WITH THE CHIEFS

21 22 23



D'ALEESIO'S FOOTBALL CAREER

2010-14 Youngstown State	Defensive Back ('10-14)
	Defensive QC ('15)
	Defensive Line ('16-17)
	Co-DC/Defensive Line ('18)
	Defensive Coordinator/DL ('19)
2020 LSU	Defensive Analyst
2021-24 Kansas City Chiefs	Defensive Assistant ('21)
	Safeties ('22-24)



Donald D'Alesio enters his fourth season with Kansas City and third as the team's safeties coach in 2024. D'Alesio served as a defensive assistant his first season with the Chiefs in 2021.

In 2023, D'Alesio and his unit helped the club secure back-to-back Super Bowl titles (LVII and LVIII). The safeties room was led by S Justin Reid who was the team's leading tackler with 95 tackles (74 solo). Reid was also utilized getting to the quarterback, totaling 3.0 sacks (-16.0 yards) and added seven passes defended, five quarterback pressures and five tackles for loss. Newcomer S Mike Edwards was a quick contributor with 51 tackles (32 solo), 1.0 sack (-10.0 yards) and two tackles for loss. The safeties contributed three of the defense's eight total interceptions with Reid, Edwards and S Bryan Cook all snagging one. In the club's matchup against Miami in Germany, Cook took a fumble, forced by CB Trent McDuffie, 59 yards to the house for his first career touchdown. Edwards had himself a 97-yard fumble return as well in the final game of the regular season, before going on a postseason run that culminated in a 25-22 overtime victory in Super Bowl LVIII over the 49ers. D'Alesio also helped to develop rookie DB Chamarri Conner who logged 28 tackles (24 solo), an interception, a pass defended and two tackles for loss.

The 2022 season was D'Alesio's first working exclusively with

the safeties. His unit was led by veteran S Juan Thornhill and newcomer S Justin Reid who was acquired via free agency from Houston. Thornhill tied with CB L'Jarius Sneed to lead the team with three interceptions while totaling 71 tackles (43 solo) with nine passes defended, four tackles for loss and 1.0 sack in regular season play. Reid stepped into a large defensive role becoming the fourth leading tackler on the team with 81 tackles (59 solo), seven passes defended and two tackles for loss. In the postseason, Reid maintained productivity with 20 tackles (17 solo), which was second amongst Chiefs defenders. D'Alesio also developed rookie S Bryan Cook who ended up playing 16 games and totaled 27 tackles (19 solo), 1.0 sack and two passes defended. The rookie had a standout moment in the AFC Championship Game with a pass break up that led to an interception by fellow rookie CB Joshua Williams. D'Alesio's safeties were part of a defensive backs unit that after recording just three interceptions in the season's first 10 weeks, went on to have 10 interceptions in the final 10 games, including the postseason.

In 2021, D'Alesio worked closely with the defensive backs as a defensive assistant. He worked alongside S Tyrann Mathieu as he was selected to his third Pro Bowl following the season. Mathieu recorded three interceptions, including one returned for a touchdown.

D'Alesio spent the 2020 season as a defensive analyst at Louisiana State University after spending five seasons on the Youngstown State football coaching staff (2015-19). During his time at Youngstown State, D'Alesio spent time as the Penguins defensive coordinator, defensive line coach and defensive quality control coach.

Prior to D'Alesio's promotion to defensive coordinator in 2019, he served as the Penguins co-defensive coordinator in 2018 alongside Richard McNutt while also acting as the defensive line coach. In 2019, D'Alesio led a defensive unit that ranked seventh in passes defended, 10th in sacks and 24th in total defense in the FCS. Under his tutelage, standout player DE Justus Reed was named to AP All-Pro first-team, All-MVFC and second-team All-American after logging 13.0 sacks and 19 tackles for loss during the 2019.

D'Alesio spent two seasons as the team's defensive line coach (2016-17). With D'Alesio's guidance in 2017, DE Justus Reed earned Missouri Valley All-Newcomer Team selection. In 2016, D'Alesio had two standout defensive ends in NFL Draft picks Derek Rivers and Avery Moss. Rivers was drafted in the third round of the NFL Draft by the New England Patriots with the 83rd overall pick while Moss was selected in the fifth round by the New York Giants as pick No. 167. In his first season with his alma mater (2015), D'Alesio held the role of defensive quality control



working primarily with the defensive line.

The Youngstown, Ohio native was a defensive back at YSU from 2010-14, where he totaled 274 career tackles while starting 44 contests and playing in 48. His best year came during his senior campaign in 2014 when he was second on the team with 91 total

tackles, including 45 solo tackles while adding a pair of interceptions.

Education: Youngstown State University (B.S. 2014). **Born:** Youngstown, Ohio.



BRENDAN DALY

LINEBACKERS



19TH YEAR IN THE NFL

6TH YEAR WITH THE CHIEFS

DALY'S FOOTBALL CAREER

1993-96	Drake	Tight End
1997	Ridgewood HS (Fla.)	Assistant
1998	Drake	Tight Ends
1999	Villanova	Tight Ends
2000	Maryland	Graduate Assistant
2001-03	Oklahoma State	Graduate Assistant ('01-02) Asst. Strength & Conditioning ('03)
2004	Illinois State	Tight Ends
2005	Villanova	Defensive Line
2006-08	Minnesota Vikings	Def. Asst/Def. Line
2009-11	St. Louis Rams	Defensive Line
2012-13	Minnesota Vikings	Defensive Line
2014-18	New England Patriots	Def. Asst. ('14) Defensive Line ('15-18)
2019-24	Kansas City Chiefs	DL/Run Game Co. ('19-21) Linebackers ('22-24)



Brendan Daly begins his sixth season with the Kansas City Chiefs in 2024 and his 19th season in the league. He spent his first four seasons in Kansas City coaching the defensive line. In 2022, he transitioned to linebackers coach.

Daly's linebackers unit had one of its most impactful years in 2023, helping the club to their second-straight Super Bowl title (LVII and LVIII). Daly's unit helped the defense to allow no more than 27 points the entire season (including postseason) and allowed the fewest second-half points league wide (126) with three second-half shutouts. LB Nick Bolton again was a dominant force. Despite playing in just eight regular season games due to injury, Bolton was the defense's fifth-leading tackler with 60 tackles (38 solo) and was the leading tackler in Super Bowl LVIII with 13 (five solo). Daly welcomed LB Drue Tranquill to the unit and tutored him to the third-most tackles on the defense with 79

(54 solo). Tranquill had the most sacks of any non-defensive line position with 4.5 (-19.0 yards) and added seven quarterback hits, seven tackles for loss and two forced fumbles, putting the exclamation point on his first year as a member of the Chiefs. Daly continued to develop second year LB Leo Chenal who made big plays in key moments, adding 3.0 sacks himself (-17.0 yards) with 57 tackles (22 solo). LB Willie Gay and LB Nick Bolton both added an interception to their seasons.

In his first year as linebackers coach in 2022, Daly helped further develop second-year LB Nick Bolton. Bolton took over as the team's defensive green dot and went on to lead the team in tackles and break the Chiefs single season tackle record with 180 tackles. Under Daly's direction, Bolton recorded nine games with 10+ tackles, the most 10+ tackle games in a single season in team history. Bolton highlighted his historic season with a fumble recovery in Super Bowl LVII that he took 36-yards to the house to tie the Chiefs and Eagles 14-14 in the eventual Chiefs victory. He was voted by his teammates to be a playoff captain. LB Willie Gay ranked third on the team with 88 tackles (51 solo). Gay notched career highs in sacks (2.5), passes defended (eight) and quarterback hits (four). With Daly's guidance, rookie LB Leo Chenal also developed throughout the year playing in all 17 games (eight starts) and logged 29 tackles (16 solo), three quarterback hits and three tackles for loss. Bolton and Gay also accounted for three of the team's 11 interceptions in the regular season (Bolton - 2; Gay - 1).

In his third year with the Chiefs, Daly oversaw a defensive line led by DT Chris Jones and DE Frank Clark. Jones led the team in sacks with 9.0 en route to his third Pro Bowl selection. Clark ranked second on the team with 4.5 sacks. Both DE Mike Danna and DT Derrick Nnadi posted career highs in sacks during the 2021 season with 3.0 each. Under Daly's direction, the Chiefs defensive line tied for eighth in quarterback hurries.

In 2020, Daly led the Chiefs defensive front featuring Pro Bowlers Jones and Clark who were ranked first and second on the team in sacks with 7.5 and 6.0, respectively helping them reach their second-consecutive Super Bowl appearance. Jones was named to the AP All-Pro (second-team) and the Pro Bowl for the second time in his career.

In his first season with the Chiefs in 2019, Daly oversaw a defensive line unit who ranked first in the NFL in passes defended with 16. During Week 7, the Chiefs defense tallied 9.0 sacks against the Denver Broncos with 5.0 of the 9.0 sacks coming from the defensive line (DE Alex Okafor - 2.0; Clark - 2.0 & DE Emmanuel Ogbah - 1.0). Daly helped Jones and Clark to their first Pro Bowl nominations.

Daly spent four seasons as the defensive line coach (2015-18)



for the New England Patriots. In those four seasons, his defensive line was a part of a defense that was top 10 in stopping the run. He was hired in New England in 2014 as a defensive coaching assistant before being promoted to defensive line coach in 2015.

Before his time with the Patriots, Daly had two stints with the Minnesota Vikings as a defensive assistant/defensive line coach (2006-08) and defensive line coach (2012-13) and made the playoffs two times (2008, 2012). During his first tenure, the Vikings became the first team in NFL history to lead the league in rushing defense for three consecutive seasons (2006-08), holding opponents to under 75 yards rushing per game.

Daly also spent three seasons (2009-11) with Chiefs Defensive Coordinator and then-Rams Head Coach Steve Spagnuolo as the defensive line coach in St. Louis. In 2011, he coached DE Chris Long to a career-best 13.0 sacks. Under Daly's leadership in

2010, the Rams had 43.0 sacks as a team, which ranked seventh-most in the NFL.

Before breaking into the NFL ranks, Daly had multiple stops at the collegiate level (1998-05). He was the defensive line coach at Villanova in 2005 and the tight ends coach at Illinois State in 2004. He was an assistant strength and conditioning coach at Oklahoma State in 2003 after serving as a graduate assistant from 2001-02. In 2000, Daly was a graduate assistant at Maryland after coaching tight ends at Villanova in 1999. He had his first collegiate coaching job at his alma mater, Drake University, where he coached tight ends in 1998. He began his coaching career at Ridgewood High School in New Port Richey, Fla., in 1997 after graduating from Drake, where he played tight end.

Education: Drake University (1997). **Born:** Chicago, Ill. **Family:** Wife - Keely. Son - Liam and Daughters - Ciara and Avelin.



PORTER ELLETT

ASSISTANT RUNNING BACKS

8TH YEAR IN
THE NFL

8TH YEAR WITH
THE CHIEFS



ELLETT'S FOOTBALL CAREER

2010-14 BYU	Equipment Room Attendant
2016 SMG Stadium	Graduate Assistant
2017-24 KC Chiefs	Senior Asst. to the HC ('17-19) Offensive Quality Control ('20-22) Asst. Running Backs ('23-24)



Porter Ellett enters his eighth season with the Chiefs and second as assistant running backs coach in 2024. Prior to his promotion, Ellett spent three seasons as an offensive quality control coach (2020-22) after serving three seasons as the senior assistant to the head coach (2017-19).

Ellett worked closely with Running Backs Coach Todd Pinkston in 2023, helping RB Isiah Pacheco to a strong second-year performance. Pacheco led the team's rushing charge with 205 rushes for 935 yards and seven touchdowns, besting his rookie numbers in all three categories. Pacheco also recorded three games with 100+ rushing yards (Weeks 4, 13 and 17). With Ellett's assistance, the rushing attack by Pacheco and veteran RBs Jerick McKinnon and Clyde Edwards-Helaire helped earn the Chiefs a second-consecutive Super Bowl title (LVII and LVIII).

In 2022, Ellett worked closely with the tight ends, running backs and QB Patrick Mahomes. The Chiefs offense led the league in many categories: yards per game (413.6), points per game (29.2), passing yards (5,250), passing touchdowns (41), passing first downs (272) and pass plays of 25+ yards (49). Ellett assisted with the development of rookie RB Isiah Pacheco who went on to rush for 830 yards and five touchdowns and TE Travis Kelce recorded his seventh-consecutive 1,000-yard season, passing former TE Rob Gronkowski in career receiving yards with 10,344. With Ellett's assistance, Mahomes completed 435 of his 648

passes for a 67.1 completion percentage, the highest of his career, as he set franchise records for passing yards (5,250) and single-season passing first downs (272). Mahomes' 2022 performance earned him his second NFL MVP and Super Bowl MVP after the Chiefs beat the Eagles 38-35 in Super Bowl LVII.

For the 2021 season, Ellett continued to work closely with the tight end group. Kelce recorded his sixth-consecutive 1,000-yard season, extending his NFL record for tight ends. Kelce recorded two game-winning touchdowns in overtime in 2021, his first coming against the Chargers in LA and second in the Divisional Round Game against Buffalo. Following the season, Kelce earned his seventh Pro Bowl nomination.

In 2020, Ellett worked with an offense that finished first in total net yards per game (415.8) and passing yards per game (303.4). He also assisted with the tight ends group which featured first-team AP All-Pro, PFWA All-NFL and Pro Bowler Kelce who recorded over 1,000 receiving yards for the fifth-consecutive season, extending his previously established NFL record for tight ends. He became the first tight end in NFL history with multiple seasons of 100+ receptions in his career (2018 and 2020), while his 1,416 receiving yards were the most-ever by a tight end in NFL history, passing 49ers TE George Kittle's previous record of 1,377 yards set in 2018.

During his time as senior assistant to the head coach (2017-19), Ellett worked closely with Head Coach Andy Reid and Offensive Coordinator Eric Bieniemy organizing the day-to-day operations of the team, player and staff communications with the head coach and the football calendar. In this role, Ellett also assisted with the development of the quarterbacks.

Prior to his arrival, Ellett served as a graduate assistant at SMG McLane Stadium at Baylor University while pursuing his Masters of Sport Management. While completing his undergraduate degree at Brigham Young University, he served as an equipment room attendant for the football team.

Outside of athletics, Ellett has a long history of service work under his belt. Since 2007, he has partnered with Coolspeak as a motivational speaker and facilitator, delivering over 1,000 keynotes across the country.

Additionally, Ellett owns Camp Overcome, a youth development program that implements positive attitudes through sports. When he isn't volunteering, Ellett trains and competes in Paralympic swimming and triathlons.

Education: Brigham Young University (B.S. 2014); Baylor University (M.S. Sports Management). **Born:** Loa, Utah. **Family:** Wife - Carlie; Children - Porter Brigham, Griffin Kole and Piper Joan.





CONNOR EMBREE

WIDE RECEIVERS



6TH YEAR IN THE NFL

6TH YEAR WITH THE CHIEFS

EMBREE'S FOOTBALL CAREER

2010	UNLV	Wide Receiver
2011-13	University of Kansas	Wide Receiver
2014	Blue Valley West High School	Offensive Coord.
2015-16	University of Kansas	Graduate Assistant
2018	Fairview High School	Wide Receivers Coach
2019-24	Kansas City Chiefs	Defensive Assistant ('19-20) Off. Quality Control ('21-22) Wide Receivers ('23-24)



Connor Embree returns for his sixth season with the Chiefs and second as the team's wide receivers coach in 2024. Prior to taking over the wide receivers room, he spent two seasons as an offensive quality control coach (2021-22) and two seasons as a defensive assistant (2019-20). Embree has coached in four Super Bowls in five seasons (LIV, LV, LVII and LVIII), coming away with three victories (LIV, LVII and LVIII), including back-to-back wins in Super Bowl LVII and LVIII.

In 2023, Embree marked his first year as wide receivers coach. With Embree's leadership, the offense was top five in several categories including red zone passing touchdowns (25, 2nd), receptions (421, 3rd) and passing first downs (216, 5th). Embree had the task of developing rookie WR Rashee Rice, who went on to be the offense's leading receiver and trailed only TE Travis Kelce in receptions and yardage. Rice totaled 79 receptions for 938 yards and seven regular season touchdowns - the most on the team. His receptions and receiving touchdowns were both Chiefs rookie records, earning him the Mack Lee Hill award for being the most outstanding rookie or first-year player as voted on by his teammates. Rice showed steady development throughout the season, coming up big in the final games of the regular

season with two 100+ receiving yard games after Week 11 and one in the postseason (Wild Card vs. Miami). WR Justin Watson also had a career year with 27 catches for 460 yards and three touchdowns. WR Mecole Hardman returned to the Chiefs sideline after being acquired via trade with the New York Jets. Hardman came up big in Super Bowl LVIII with three catches for 57 yards including the three-yard touchdown reception from QB Patrick Mahomes that secured the 25-22 victory in overtime.

Embree again worked closely with the wide receiver corps in 2022 as an offensive quality control coach assisting an offense that led the league in receiving yards (5,250), touchdowns (41) passing first downs (272), receptions of 25+ yards (49) and points per game (29.2). Embree helped develop a new group of veteran receivers (JuJu Smith-Schuster, Kadarius Toney, Marquez Valdes-Scantling and Justin Watson) who accounted for over 20 percent of the Chiefs receiving touchdowns. Smith-Schuster led the team's wide receiver group with 78 receptions for 933 yards and three trips to the end zone.

In 2021, Embree worked primarily with the wide receivers group. WR Tyreek Hill recorded a then career high 111 receptions for 1,239 yards en route to his sixth Pro Bowl nomination. WR Mecole Hardman ranked third on the team, recording career highs in catches (59) and yards (693).

In 2020, Embree primarily worked with the defensive backs who featured AP All-Pro S Tyrann Mathieu who led all safeties in the NFL with six interceptions and rookie CB L'Jarius Sneed who showed a lot of potential in the nine games he saw action (six starts). He snagged three interceptions, 2.0 sacks (-19.0 yards) and seven passes defended.

In his first season with the Chiefs (2019), Embree primarily worked with a linebacking group that accounted for 5.5 sacks and 275 tackles in his role as a defensive assistant. LB Anthony Hitchens led the team in tackles with 88 and was responsible for 2.0 of the unit's 5.5 sacks.

Before jumping to the professional ranks, he spent two seasons on Coach David Beaty's staff at the University of Kansas as a graduate assistant where he gained experience working with the offense and special teams.

He also spent time in the high school ranks as the offensive coordinator at Blue Valley West High School and as the wide receivers coach at Fairview High School.

Embree played wide receiver for the Kansas Jayhawks (2011-13). He also spent one season at the University of Nevada, Las Vegas (2010).

Education: University of Kansas (B.S. 2013). **Born:** Superior, Colorado. **Family:** Wife - Alex; Son - Hudson.





MIKE FRAZIER

STATISTICAL ANALYSIS COORDINATOR

22ND YEAR IN THE NFL

12TH YEAR WITH THE CHIEFS



FRAZIER'S FOOTBALL CAREER

2003-12 Philadelphia Eagles Statistical Analysis Coord.
2013-24 Kansas City Chiefs Statistical Analysis Coord.



Mike Frazier enters his 12th season as the Chiefs Statistical Analysis Coordinator in 2024 and his 22nd year in the league. He

arrived in Kansas City in 2013 after spending 10 seasons in the same role with the Philadelphia Eagles (2003-12).

In his current position, he assists Head Coach Andy Reid and the Chiefs coaching staff with player statistics and situational analysis, as well as team and league-wide trends.

In the 12 seasons Frazier has been in Kansas City, the team has won a franchise-record eight-straight AFC West titles, appeared in six-straight AFC Championship games, hosting five-consecutive AFCCGs - an NFL record - earned back-to-back Super Bowl titles (LVII and LVIII) and appeared in four Super Bowls in five years (LIV, LV, LVII and LVIII) with three victories (LIV, LVII and LVIII).

Frazier joined the Eagles following his graduation from The College of Wooster in Wooster, Ohio (1999-03). While completing his undergraduate degree in business economics, Frazier held internships with Morgan Stanley (formerly Smith Barney) and Wells Fargo (formerly Wachovia). He also interned with the Philadelphia Eagles in 2002 where he worked with Reid and a number of current Chiefs assistant coaches who served on the Eagles coaching staff.

Education: The College of Wooster (B.A. 2003). **Born:** Evanston, Ill. **Family:** Wife - Emily.





DAVID GIRARDI

QUARTERBACKS

7TH YEAR IN THE NFL

7TH YEAR WITH THE CHIEFS



GIRARDI'S FOOTBALL CAREER

2007-10	Geneva College	Quarterback
2011-12	Seton Hill University	Defensive Graduate Asst.
2013	Geneva College	Quarterbacks
2014-16	Northwestern	Offensive Quality Control ('14) Defensive Graduate Asst. ('15-16)
2017	Lafayette College	Quarterbacks
2018-24	Kansas City Chiefs	Offensive Quality Control ('18-20) Pass Game Analyst/Asst. QBs ('21-22) Quarterbacks ('23-24)



David Girardi enters his seventh season with the Chiefs and second season as the Chiefs quarterbacks coach in 2024. Girardi has worked with the offense since QB Patrick Mahomes' first season as a starter (2018). Prior to his promotion he spent two seasons as the pass game analyst/assistant quarterbacks coach (2021-22) and three seasons as the offensive quality control coach (2018-20).

In 2023, Girardi led QB Patrick Mahomes to another standout season en route to back-to-back Super Bowl victories (LVII and LVIII) and his fourth Super Bowl appearance in five years (2019-23), coming away with three victories (LIV, LVII and LVIII). Mahomes and the offense were top five in several categories including red zone passing touchdowns (25, 2nd), completions (401, 3rd) and passing first downs (206, 5th). Mahomes recorded his sixth-consecutive season of 4,000+ passing yards (4,183), tying him with former QB Tom Brady and PFHOF QB Peyton Manning for the sixth-longest streak of such kind. With Girardi's leadership, Mahomes had another historic postseason run, playing on the road for the first time in his career in both the Divisional Round and AFC Championship Game before an eventual 25-22 overtime victory against the 49ers in Super Bowl

LVIII. His Super Bowl LVIII performance earned him his third career Super Bowl MVP honors (LIV, LVII and LVIII). Mahomes had his fourth postseason campaign with a passer rating greater than 100.0 and recorded 104 completions - the most in his postseason career - for 1,051 yards and six touchdowns. Mahomes was honored with the Derrick Thomas Award (101 Committee) as voted on by his teammates, as well as his sixth Pro Bowl selection. Girardi also tutored newcomer backup QB Blaine Gabbert who saw action in two games this season.

In 2022, Girardi assisted the quarterbacks room with a focus on the pass game. He worked closely with Super Bowl MVP QB Mahomes en route to his second Super Bowl victory and another prolific season. The Chiefs offense led the league in yards per play (6.43), yards per game (413.6), points per game (29.2) and net passing yards per game (297.8). Mahomes led the league in many pass-game categories: passing yards (5,250), passing touchdowns (41), passing TD percentage (6.3%), passing first downs (272) and pass plays of 25+ yards (49) on his way to earning his second NFL MVP recognition. The sixth-year QB became one of four quarterbacks in NFL history (Tom Brady, Drew Brees and Peyton Manning) to have at least four seasons of 35 or more touchdown passes and more than 4,500 passing yards. He found 11 different receivers throughout the regular season, the second most in the league. Mahomes added his second league MVP ('18, '22) and Super Bowl MVP ('19, '22) honors to his resume along with the Derrick Thomas award and AFC Offensive Player of the Year (101 Awards). Mahomes was selected to his fifth Pro Bowl selection.

In 2021, Girardi helped the Chiefs offense win their sixth-straight division title and fourth-straight AFC Championship game appearance. He worked closely with the quarterbacks as Mahomes posted 4,839 yards and 37 touchdowns, completing 66.3 percent of his passes en route to his fourth Pro Bowl nomination.

In 2020, Girardi worked with a Chiefs offense that finished first in total net yards per game (415.8) and passing yards per game (303.4). He primarily worked with the wide receivers which featured first-team AP All-Pro and Pro Bowl WR Tyreek Hill. Hill finished the season tied for the most receiving touchdowns in a single season (15) in franchise history, adding two more on the ground.

In 2019, he primarily assisted the quarterbacks room helping the Chiefs offense finish in the top 10 in total yards per game (379.2), pass yards per game (281.1), yards per play (6.22) and total points scored (28.2). This offensive performance earned the Chiefs a Super Bowl LIV title.

Girardi joined the Chiefs as an offensive quality control coach



in 2018. He worked closely with the quarterbacks and helped guide the Chiefs to their first ever home AFC Championship game. The Chiefs offense was number one in the NFL in points per game (35.3), yards per game (425.6) and yards per play (6.84) in 2018.

Prior to coming to Kansas City, Girardi spent the 2017 season as the quarterbacks coach at Lafayette College. During his time he coached a true freshman who went on to start 11 games and break the school record for completions.

Prior to Lafayette, he was a defensive graduate assistant at Northwestern University during the 2015-16 seasons, where he helped coach the secondary and ran the offensive scout team. He served as an offensive quality control coach during his initial season at Northwestern in 2014, assisting the offensive coordinator and quarterbacks coach.

During the 2013 season, Girardi served as an assistant football coach at Geneva College where he coached the quarterbacks. The Golden Tornadoes broke numerous single-game and single-season school passing records during his time in charge of the passing game. Before Geneva College, he spent two seasons (2011-12) at Seton Hill University as a graduate assistant, focusing on the defensive secondary.

Girardi played quarterback at Geneva College from 2007 to 2010 and was named an NCCAA All-American twice. He led his team to a Victory Bowl win in 2009 and was named captain twice (2009-10).

Education: Geneva College (B.S. 2011), Seton Hill (M.B.A. 2013), Northwestern (M.S.A. 2016). **Born:** New Kensington, Pa. **Family:** Wife - Kristen; Son - Joseph.



ANDY HECK

OFFENSIVE LINE

33RD YEAR IN THE NFL

12TH YEAR WITH THE CHIEFS



HECK'S FOOTBALL CAREER

1985-88 Notre Dame	Tight End/Tackle
1989-93 Seattle Seahawks	Tackle
1994-98 Chicago Bears	Tackle
1999-00 Washington Commanders	Tackle
2001-03 University of Virginia	Grad. Asst. ('01-02) Tight Ends ('03)
2004-12 Jacksonville Jaguars	Off. Asst./Asst. OL ('04) Assistant Offensive Line ('05) Offensive Line ('06-12)
2013-24 Kansas City Chiefs	Offensive Line



Andy Heck enters his 33rd year in the NFL in 2024, including a 12-year career as an offensive lineman. He begins his 21st season as an NFL coach and 12th leading the offensive line in Kansas City in 2024. Heck has now led offensive line units for six-consecutive seasons that have allowed at least the top five fewest sacks through the regular season in the NFL (2018-23). Over the past five years (2019-23), Heck and his units have been to four Super Bowls, coming away with three rings (LIV, LVII and LVIII), including back-to-back wins (LVII and LVIII).

Heck's unit had some new faces in 2023 with LT Donovan Smith and RT Jawaan Taylor joining the Chiefs. The line had consistency with C Creed Humphrey, G Trey Smith and G Joe Thuney all returning to the lineup. With Heck's leadership, there were just 28.0 allowed sacks, the second-fewest in the league. In the postseason, the offensive line allowed no sacks in the Wild Card and Divisional Round Games and just five through the AFC Championship game and Super Bowl LVIII. The offensive front led the way for the team's rushing attack, clearing the way for RB Isiah Pacheco's 935 yards on 205 attempts for seven rushing touchdowns. Pacheco totaled three 100+ yard rushing games

(Weeks 4, 13 and 17). Humphrey and Thuney were both selected to the Pro Bowl while Thuney was also selected to the PFW/PFWA All-NFL Team and the AP All-Pro Team (first-team). Heck also tutored rookie OL Wanya Morris to play meaningful minutes in 14 games, showing promise throughout his opportunities.

The 2022 season was a standout for Heck's line that culminated in the Chiefs third Super Bowl title. Behind Heck's front, the offense found rhythm leading the league in passing yards (5,250), yards per play (6.43), yards per game (413.6) and points per game (29.2). With Heck's assistance, the Chiefs offense was second in both third down percentage (48.7%) and red zone touchdown percentage (69.4%). Familiar faces returned in 2022 with C Creed Humphrey and G Trey Smith both back for their second seasons and T Orlando Brown and G Joe Thuney also returned to the squad. The chemistry was evident, as they allowed just 26.0 sacks through the regular season, the third fewest in the NFL, and allowed just 3.0 in the postseason. Heck's offensive front recorded six games with no sacks allowed, including Super Bowl LVII against an Eagles defense that led the league in sacks during the regular season. With help in the trenches, rookie RB Isiah Pacheco totaled the fifth most rushing yards in a Chiefs rookie campaign with 830 yards and five touchdowns. Humphrey, Brown and Thuney were all named to the 2022 Pro Bowl. Humphrey and Thuney were both selected to the AP All-Pro (second-team).

In 2021, Heck had an offensive line full of new faces, including T Orlando Brown, G Joe Thuney, G Kyle Long and C Austin Blythe, in addition to draft picks C Creed Humphrey and G Trey Smith. Rookies Humphrey and Smith started all 17 regular season games in 2021, becoming the 17th and 18th players in franchise history to start all regular season games in their rookie season. Humphrey and Smith are the third pair of teammates to both start all regular season games in their rookie campaign. The group ranked tied for third in the NFL allowing just 28.0 sacks all season. Following the season, Brown earned his third Pro Bowl selection.

In 2020, Heck led an offensive line that was marred by injuries, seeing 12 different starters at various positions along the line throughout the season while still ranking fifth in sacks allowed with 24.0. Chiefs T Eric Fisher was selected to his second-career Pro Bowl (2018), while enjoying one of the top seasons of his career. He was even able to get into the end zone, scoring on a two-yard pass from QB Patrick Mahomes, joining Mark Adickes and Joe Valerio as the only offensive linemen to catch touchdown passes in team history.

In 2019, Heck led an offensive line unit that finished third in the NFL in sacks allowed with 25.0 in the regular season. T Mitchell Schwartz started every game at RT, extending his streak



of the most straight starts for an offensive tackle to 128. Schwartz was named second-team All-Pro at right tackle.

The 2018 season featured Heck's offensive line protecting NFL MVP QB Mahomes who threw for 5,097 yards and 50 touchdowns, which is only the second time in NFL history that a QB threw for 4,000+ yards and 25+ passing touchdowns. On the way to an AFC Championship berth, the offensive line only gave up 34.0 sacks (regular and post season), which ranked tied for sixth in the league. First-year OL Andrew Wylie was awarded the Mack Lee Hill Award, which is annually presented to the Chiefs' top rookie or first-year player in remembrance of the late Mack Lee Hill.

During the 2017 season, Heck coached seven different starting offensive linemen with six different combinations, paving the way for the running backs group to record a combined 1,903 yards. With Heck's leadership, rookie RB Kareem Hunt led the league with 1,327 rushing yards. QB Alex Smith threw for a career-high 4,042 and both Smith and Hunt made the Pro Bowl in 2017.

In 2016, the offensive line proved its versatility once again as eight different linemen filled a starting role throughout the season. Behind a Heck-coached offensive line, RB Spencer Ware had 921 rushing yards and three rushing touchdowns while RB Charcandrick West rushed for 293 yards and one touchdown.

In 2015, nine different offensive line combinations including eight different offensive linemen made up the starting lineup. Rookie Mitch Morse started all but one game at center, and Fisher solidified the left tackle spot during the club's 11-game winning streak.

During the 2014 season, the line helped RBs Jamaal Charles and Knile Davis carry the scoring load for the Chiefs. The two scored 22 of the Chiefs 40 total touchdowns, which ranked first among a pair of teammates across the NFL. Charles' 1,033 rushing yards in 2014 was his third consecutive year over 1,000 yards and second consecutive behind Heck's line.

In 2013, Heck led Kansas City's offensive line to help Rb Jamaal Charles reach 1,287 rushing yards, enough for third-most in the NFL. T Branden Albert made his first appearance in the Pro Bowl under Heck's guidance.

Prior to joining the Chiefs staff, Heck served nine years on the Jacksonville Jaguars coaching staff as the assistant offensive line

coach (2005) and offensive assistant/assistant offensive line coach (2004) before being promoted to offensive line coach (2006-12).

In 2011, Jacksonville's offensive line paved the way for RB Maurice Jones-Drew to rush for 1,606 yards to earn the NFL rushing title. In 2010, the Jaguars boasted the third-ranked rushing offense in the NFL, averaging 149.7 yards per game, including 4.7 yards per carry to rank fifth in the league.

In 2006 and 2007, the offensive line led the offense to the two highest single-season rushing totals in franchise history to date and two of the three lowest sack totals. The Jaguars set the single-season franchise record for rushing yards (2,541) in 2006 and allowed only 30.0 sacks, the second-fewest in team history.

Prior to Jacksonville, Heck served three seasons on the University of Virginia coaching staff, the first two seasons as a graduate assistant and the final year as tight ends coach. He tutored All-American tight end Heath Miller, who set numerous Atlantic Coast Conference tight end records for receiving and scoring. Miller was a first-round pick of the Pittsburgh Steelers in 2005.

Heck played in the NFL for 12 seasons (1989-2000) as an offensive lineman. He finished his playing career with Washington, where he played for two seasons (1999-00). As the starting left tackle in 1999, he blocked for an offense that ranked second in the NFL. From 1994 to 1998, Heck was a five-year starter for the Chicago Bears. In 1995, he gave up no sacks as part of an offensive line that yielded the fewest sacks in the NFL (15.0). Heck was drafted in the first round (15th overall) by the Seattle Seahawks, where he was a unanimous All-Rookie selection in 1989. A starter for all five years with the Seahawks, he played three seasons without missing a snap.

A 1989 graduate of Notre Dame, Heck was a first-team All-American and a tri-captain of the 1988 national championship team that finished 12-0. He was a tight end for his first three seasons at Notre Dame before moving to tackle in spring drills in his senior season. Heck's son, Charlie, is a tackle in the NFL drafted in the fourth round (126th overall) in the 2020 NFL Draft.

Education: Notre Dame (B.A. 1989). **Born:** Fargo, N.D. **Family:** Wife - Jennifer; Children - Jonathan, Charlie, Molly and Evelyn.



ANDY HILL

ASSISTANT SPECIAL TEAMS

5TH YEAR IN THE NFL

5TH YEAR WITH THE CHIEFS



HILL'S FOOTBALL CAREER

1980-84 Missouri	Wide Receiver
1992 SMU	Volunteer GA
1992-95 Hutchinson C.C.	Off. Coord. ('92-'93)
	Head Coach ('94-'95)
1996-19 Missouri	Wide Receivers ('96-'99)
	Co. Off. Coord./Wide Receivers ('99-00)
	Wide Receivers ('01-08)
	Tights Ends/Receivers ('09-12)
	Assoc. HC/QBs ('13-15)
	Assoc. HC/WRs ('16-17)
	Assoc. HC/Special Teams Coord. ('18-19)
2020-24 Kansas City Chiefs	Asst. Special Teams



Andy Hill enters his fifth season as the assistant special teams coach with the Chiefs in 2024. Prior to his arrival in Kansas City, he had a successful collegiate coaching career spanning 30 years.

Hill assisted the 2023 special teams unit en route to back-to-back Super Bowl wins after the Chiefs defeated the 49ers 25-22 in Super Bowl LVIII. Hill assisted K Harrison Butker to his best season of his career, going 33-for-35 (94.3%) on field goals and a perfect 38-for-38 on PATs. He totaled 137 points throughout the season, tying his second-most points in a season (147 in 2019). Butker converted four field goals in Super Bowl LVIII - tied for the most in a Super Bowl - and set a Super Bowl record for longest made FG in Super Bowl history (57 yards). Hill also tutored P/H Tommy Townsend to single-season records of 59 punts and 2,469 net yards. Butker and Townsend were both voted on by their teammates to be 2023 playoff captains. WR Richie James led the team both in kick and punt return, averaging 20.8 yards on kick return (nine returns) and 10.0 yards on punt return (20 returns).

With Hill's assistance, the 2022 special teams unit was able to

rally from a Week 1 injury to K Harrison Butker. After missing four games due to his ankle injury, Butker converted a 62-yard FG (Week 6 vs. Buffalo), which was the longest in Chiefs history. Butker capped off his season with a 45-yard field goal with three seconds left in the AFC Championship Game and a game sealing field goal in Super Bowl LVII. Third-year P Tommy Townsend also had a career year ranking first in the league for net punting average (45.58) and second for punting average (50.42), both of which were Chiefs single-season records. He was named to the AP All-Pro team (first-team), his first Pro Bowl and was a 2022 playoff captain by vote of his teammates. Early in the season, the return game saw some adversity and rookie RB Isiah Pacheco was mentored to fill the kick return role, averaging 20.6 yards per return. WR Kadarius Toney was utilized at punt return and had a Super Bowl record-setting return of 65 yards.

In 2021, the special teams unit ranked first in punt return yards allowed per return (4.9) and fifth in average kickoff yards allowed (19.4). P Tommy Townsend won AFC Special Teams Player of the Week (Week 9) and AFC Special Teams Player of the Month for November. In the Week 9 game versus Green Bay, Townsend landed five of six punts inside the 20 for an average of 56.8 yards. During the Week 11 game at Las Vegas, Townsend completed a pass for 16 yards to WR Marcus Kemp in the fourth quarter on a punt fake.

In his first NFL season, Hill assisted with a special teams unit that finished fourth in the NFL in kick return average (25.8). He also mentored rookie P Tommy Townsend who finished the year with 20 punts inside the 20.

Prior to the NFL, he previously spent 24 seasons (1996-2019) at the University of Missouri, making him the second longest tenured assistant coach in MU football history. In 2018, Hill became Mizzou's first-ever special teams coordinator, after 19 seasons working with the receivers and three seasons with the quarterbacks.

During his final season at Mizzou, Hill mentored senior WR/PR Richaud Floyd who finished fourth in the country in punt return yards logging 15 punt returns for 206 yards with a 13.7 yard average.

Mizzou's 2018 Liberty Bowl appearance marked the 17th bowl game he has been part of as a player or coach with the Tigers - meaning Hill has had a hand in more than half of MU's 33-game bowl game history. In his first season as special teams coordinator in 2018, his unit produced three blocked kicks on the season, which ranked as 19th-best in the nation, and third-best in the Southeastern Conference. The punt team's net punting average of 39.43 yards per kick ranked 27th in the NCAA in 2018, and senior P Corey Fatony ranked 16th nationally in the individual



punting stats with his 44.4 average per attempt. During his time with the receivers, he coached seven out of Mizzou's eight 1,000-yard receiving seasons in school history. He spent 2013-15 coaching Mizzou's quarterbacks, including mentoring NFL QB Drew Lock as a freshman starter in 2015.

Prior to his tenure at Missouri, Hill was the head football coach at Hutchinson (Kan.) Community College (1994-95). Hutchinson went 18-6 under Hill, including a 10-2 record in 1995 when it won its first conference title since 1969 and ranked ninth in the final NJCAA national poll. He was named the conference Coach of the Year. Hill was the offensive coordinator at Hutchinson in 1992 and 1993 after serving as a graduate assistant at SMU in the spring of 1992.

Hill is a Mizzou economics grad who walked on to the Tiger football team in 1980 and eventually earned a scholarship as a wide receiver. He lettered in 1980, '81, '83 and '84 and played on Missouri teams that earned trips to the Liberty, Tangerine and Holiday Bowls. In his career, Hill caught 51 passes for 946 yards and scored seven touchdowns. As a senior, he caught 25 passes for 445 yards and three scores. Following his playing days at Missouri, he spent time in the training camps of the Kansas City Chiefs and Calgary Stampeders in 1985 and '86.

Education: Missouri (B.A. 1985). **Born:** Trenton, Mo. **Family:** Wife - Sarah; Children - Tricia and Andrew; Grandchild - Margot.



COREY MATTHAEI

ASSISTANT OFFENSIVE LINE

17TH YEAR IN
THE NFL

12TH YEAR WITH
THE CHIEFS



MATTHAEI'S FOOTBALL CAREER

2003-07 Willamette University	Offensive Lineman ('03-06) Offensive Assistant ('07)
2008-12 Philadelphia Eagles	Coaching Asst. ('08-09) Assistant to the Head Coach ('09-12)
2013-24 Kansas City Chiefs	Offensive QC ('13-14) Assistant Quarterbacks ('15-17) Assistant Offensive Line ('18-24)



Corey Matthaei enters his 12th season with the Chiefs and seventh as the team's assistant offensive line coach in 2024.

In 2023, Matthaei assisted the offensive line to another productive year with two key new faces in LT Donovan Smith and RT Jawaan Taylor. The line continued their strong interior with C Creed Humphrey, G Trey Smith and G Joe Thuney. The unit allowed just 28.0 sacks, the second fewest in the league and allowed no sacks in the Wild Card and Divisional Round Games en route to their second-consecutive Super Bowl win (LVII and LVIII). With Matthaei's assistance, the front cleared the way for RB Isiah Pacheco's standout season with 205 rushes for 935 yards and seven endzone trips. Pacheco had three 100+ rushing yard games (Weeks 4, 13 and 17). Humphrey and Thuney were both selected to the Pro Bowl while Thuney was also selected to the PFW/PFWA All-NFL Team and the AP All-Pro Team (first-team). Matthaei continues to coordinate the team's screen game and is responsible for preparing the opponent blitz package. He also works closely with Offensive Line Coach Andy Heck to formulate the short-yardage and goal line run and pass game.

In 2022, Matthaei worked closely with the Chiefs offensive line that helped the Chiefs offense lead the league in passing yards (5,250), yards per play (6.43), yards per game (413.6) and points per game (29.2). With a line highlighted by second-year linemen

C Creed Humphrey and G Trey Smith and returners T Orlando Brown and G Joe Thuney, the 2022 offensive front allowed just 26.0 sacks through the regular season (third in NFL), recorded six games with no sacks and despite the Eagles leading the league in sacks in 2022, the Chiefs front allowed no sacks during the Super Bowl LVII win. With Matthaei's guidance, the offensive line helped rookie RB Isiah Pacheco total the fifth-most rushing yards in a Chiefs rookie campaign with 830 yards and five touchdowns. Three offensive linemen (Humphrey, Brown and Thuney) were named to the 2022 Pro Bowl. Matthaei coordinated the Chiefs screen game and was responsible for preparing the opponent blitz package, and also worked closely with offensive line coach Andy Heck to formulate the short-yardage and goal line run game.

For the 2021 season, Matthaei helped a group of veterans and rookies merge into an offensive line that only allowed 28.0 sacks on QB Patrick Mahomes, which was tied at third for the season. Prior to the season, Brown joined the club via trade with the Ravens, and following the season, he earned his third Pro Bowl nomination. Rookie offensive linemen Humphrey and Smith started all 17 regular season games in 2021, becoming the 17th and 18th players in franchise history to start all regular season games in their rookie season.

In 2020, Matthaei helped lead an offensive line that was marred by injuries, seeing 12 different starters at various positions along the line throughout the season while still ranking fifth in sacks allowed with 24.0.

In 2019, Matthaei assisted an offensive line unit that finished tied for third in the NFL in sacks allowed with 25.0 in the regular season on their way to defeating the San Francisco 49ers in Super Bowl LIV.

In his first year as the assistant offensive line coach, he helped lead a group that blocked for NFL MVP QB Patrick Mahomes. The offensive line only allowed 26.0 sacks in the regular season and paved the way for 1,855 yards rushing as a team.

Prior to the 2018 season, Matthaei served as the team's assistant quarterbacks coach from 2015 to 2017. In addition to tutoring the quarterbacks, Matthaei assisted Offensive Line Coach Andy Heck. Before being promoted in 2015, Matthaei was an offensive quality control coach for two seasons with the team (2013-14). In the five seasons Matthaei worked alongside QB Alex Smith (2013-17), Smith recorded five consecutive seasons passing for 3,000 yards and became the franchise's all-time leading rusher among QBs after the 2017 season (1,672 yards). In 2013, Matthaei assisted an offensive staff that propelled the Chiefs to the single best season turnaround in franchise history, winning 11 games after a 2-14 season.



Prior to his move to Kansas City, Matthaei served three seasons under Chiefs Head Coach Andy Reid with the Philadelphia Eagles as the assistant to the head coach from 2009-12 after completing two seasons with the Eagles as a coaching assistant (2008-09). He spent 2006-07 as Philadelphia's football operations intern for training camp.

Before embarking on his NFL career, Matthaei played on the offensive line at Willamette University in Salem, Ore., (2003-06). Upon graduating, he spent one season as the offensive assistant at his alma mater.

Education: Willamette University (B.A. 2007). **Born:** Fircrest, Wash. **Family:** Wife - Cari; Children - Taylor, Brayden and Kacey.



01 02 03 04 05 06 10 16 04 19 20 22 23
 17 18 19 20 21 22 23

TOM MELVIN

TIGHT ENDS



26TH YEAR IN THE NFL

12TH YEAR WITH THE CHIEFS

MELVIN'S FOOTBALL CAREER

1982-85 San Francisco State	Offensive Lineman ('82-83) Graduate Assistant ('84-85)
1986-87 Northern Arizona	RB/OL/TE
1988-90 UC Santa Barbara	Off. Coord./OL
1991-98 Occidental	Off. Coord./OL
1999-12 Philadelphia Eagles	Off. Asst./QC ('99-01) Tight Ends ('02-12)
2013-24 Kansas City Chiefs	Tight Ends



Tom Melvin enters his 12th season as Kansas City's tight ends coach and his 26th season as an NFL coach in 2024.

Melvin joined the Chiefs in 2013 - the same year Chiefs TE Travis Kelce was drafted in the third round (63rd overall) - making him Kelce's position coach for the entirety of his 12-year career. Entering 2024, Kelce holds a streak of 158 games with a reception, the longest in franchise history and second-longest active streak in the National Football League. His 74 receiving touchdowns are the second most in team annals and his 77 total touchdowns (74 rec., 2 rush, 1 fum.) are also the second most in Chiefs history. Under Melvin's tutelage, Kelce recorded seven-straight seasons of 1,000 receiving yards (2016-22) and was the fastest tight end in NFL history to reach the 6,000, 7,000; 8,000; 9,000; 10,000 and 11,000 receiving yard plateaus. Since QB Patrick Mahomes took over at QB, the two have had an obvious chemistry that has paid off on the field, connecting 51 times for touchdowns which ties former QB Drew Brees and TE Jimmy Graham for the third-most QB-TE TD connections in NFL history. Kelce's been a vital player in the Chiefs eight-straight AFC West Titles, six-consecutive AFC Championship Game appearances and three Super Bowl wins (LIV, LVII and LVIII). He now also owns back-to-back Super Bowl rings (LVII and LVIII). Kelce has also

cemented himself as a prolific postseason player, tied for the most postseason game appearances (22) in Chiefs history, second-most points in Chiefs history (114), with 19-career postseason receiving touchdowns, 165 receptions and 1,903 receiving yards - all the most in franchise history. His 165 career postseason receptions are the most in NFL history and his 1,903 postseason receiving yards top all tight ends in league history. With 19 postseason receiving touchdowns, he is second to only PFHOF WR Jerry Rice for the most all time amongst pass catchers. Since 2015, Kelce has not missed a Pro Bowl nomination, and since 2016, he has made the All-Pro Team for seven-straight seasons (first-team: '16, '18, '20, '22; second-team: '17, '19, '21). Kelce has been voted by his teammates to be an offensive postseason captain every year since 2017, helping to lead the team to three Super Bowl victories in five years (LIV, LVII and LVIII). Due to injury, Kelce only played in one game in his rookie season (2013) but since his return in 2014 he has been the team's leading receiver each season except 2015 (second to WR Jeremy Maclin) and 2021 (second to WR Tyreek Hill).

Melvin again had a productive tight end room in 2023 with Kelce leading the charge and bolstered by TE Noah Gray and TE Blake Bell. Kelce had a standout postseason performance with 32 receptions, the most in his postseason career and 355 receiving yards which were the second-most in his postseason career. He added three touchdown receptions to his performance. He had back-to-back 100+ receiving yard games (Weeks 5 and 6) and added a postseason 100+ receiving yard performance in the AFC Championship Game in Baltimore (11 rec., 116 yards). Gray set a new single-season high for himself with 305 receiving yards (28 catches) and two touchdowns.

The 2022 season proved to be another record setting year for Kelce and further development of TEs Noah Gray and Blake Bell. After Kelce recorded 92 yards against Tampa Bay (10/2/2022) he passed former NFL TE Rob Gronkowski for fifth-most receiving yards in league history (tight ends) with 9,328. Following the season, Kelce's 10,344 career receiving yards trailed only TE Tony Gonzalez for the most receiving yards in team history and fourth-most by a TE in league history. Back for his second year, Gray recorded 28 receptions for 299 yards and one touchdown.

In 2021, Melvin coached Kelce to another 1,000-yard season as he recorded 1,125 receiving yards and nine touchdowns en route to his seventh Pro Bowl nomination. With 9,006 career receiving yards, he became just the sixth tight end in NFL history to reach 9,000 career receiving yards and is the quickest tight end to do so.

In 2020, Melvin's coaching helped Kelce set two NFL records in Week 15. Kelce became the first tight end in NFL history with multiple seasons of 100+ receptions in his career (2018 and



2020), while his 1,416 receiving yards were the most-ever by a tight end in NFL history, passing 49ers TE George Kittle's previous record of 1,377 yards set in 2018. His 105 receptions in 2020 set a franchise record and marked the fourth-most single season receptions by a tight end in NFL history.

In 2019, Melvin helped Kelce become the first tight end in NFL history to record back-to-back 1,200+ yard receiving seasons. In the Week 16 game against the Chicago Bears in 2019, Kelce finished the game with 504-career receptions becoming the fastest tight end in NFL history to record 500-career receptions, doing so in just 95 games played.

Under Melvin's tutelage in 2018, Kelce was a key component to Mahomes' breakout season as Mahomes took the starting quarterback role. Mahomes threw for 5,097 yards and 50 touchdowns, earning Mahomes NFL MVP.

Melvin has developed well-rounded tight ends including TE Demetrius Harris. Harris entered the league in 2013 as an undrafted free agent, spending the season on the club's practice squad after playing college basketball at UW-Milwaukee. In 2017, he recorded 18 catches for 224 yards and one touchdown.

Prior to joining the Chiefs in 2013, Melvin spent 14 seasons on the offensive coaching staff in Philadelphia, including the last 11 years of his tenure as the Eagles tight ends coach. During his time overseeing the tight ends, Melvin played a key role in the development of Brent Celek, who caught 280 passes for 3,473 yards and 20 touchdowns in his six-years playing for Melvin and the Eagles. He had 684 receiving yards in 2012 after registering 811 yards in 2011 with six touchdowns in those two seasons. Celek turned in one of the finest seasons ever by an Eagles tight end in 2009 with 76 receptions for 971 yards and eight touchdowns. Prior to being elevated to tight ends coach, Melvin

was the club's offensive assistant/quality control coach from 1999-01.

Melvin joined the Eagles after an eight-year stint at Occidental College, where he served as the school's offensive coordinator and offensive line coach. In 1993, he led the Tigers to a then-school record 326 points and 2,526 rushing yards on the way to an 8-1 record.

Prior to his time at Occidental, he served as the offensive coordinator/offensive line coach at the University of California—Santa Barbara. At UCSB, Melvin directed the nation's fifth-ranked offense in 1989 while coaching five All-America selections.

From 1982-83, Melvin played on the offensive line at San Francisco State University. During the 1983 season, his position coach at San Francisco State was current Chiefs Head Coach Andy Reid.

Following his playing career at SFSU, Melvin began his coaching career as a graduate assistant at his alma mater, serving on the same staff with Reid. He then moved on to Northern Arizona, where he mentored TE Shawn Collins, a first-round draft pick of Atlanta in the 1989 NFL Draft.

Melvin attended Cubberley High School in Palo Alto, Calif. Today, he holds a bachelor's degree in physical education from San Francisco State and a master's degree in educational administration from Northern Arizona.

Melvin's cousin, Bob Melvin, is a former major league catcher and current manager of the San Francisco Giants.

Education: San Francisco State University (B.A. 1984, M.E. 1987). **Born:** Redwood City, Calif. **Family:** Wife - Kathy; Children - Justin, Joshua, J.T., Heather; Grandchildren - Haylee, Noa, Travis and Lorelei.



02 05 08 11 19 07 11 19 20 22 23
 20 21 22 23 **NFL** 07 11 19 22 23

DAVE MERRITT

DEFENSIVE BACKS



28TH YEAR IN THE NFL

6TH YEAR WITH THE CHIEFS

MERRITT'S FOOTBALL CAREER

1989-92 NC State	Linebacker
1993 Miami Dolphins	Linebacker
1993-96 Phoenix/Arizona Cardinals	Linebacker
1997 Rhein Fire (NFL Europe)	Linebacker
1997 UT-Chattanooga	Outside Linebackers
1998-00 VMI	Def. Ends/Outside LBs ('98) Defensive Line ('99-00)
2001-03 New York Jets	Def. Assistant/Linebackers
2004-17 New York Giants	Def. Assistant/QC ('04) Def. Assistant ('05) Secondary/Safeties ('06-17)
2018 Arizona Cardinals	Defensive Backs
2019-24 Kansas City Chiefs	Defensive Backs



Dave Merritt enters his sixth season as the defensive backs coach with the Kansas City Chiefs in 2024 and his 28th season in the NFL, including a four-year playing career as a linebacker.

In 2023, Merritt and the defensive backs contributed to a defense that was keen on second half shutdowns. In fact, the Chiefs defense allowed the fewest second-half points across the league (126), had three second-half shutouts and allowed no more than 27 points in any game this season – including the postseason. Much of the unit’s production was due to CB L’Jarius Sneed and CB Trent McDuffie who became one of the league’s top cornerback duos. Sneed had a career-year, locking up many of the NFL’s top receivers and leading the defense in interceptions (two) and passes defended (14). He was the team’s fourth-leading tackler with 78 tackles (60 solo) and added five tackles for loss. He had a key forced fumble in the AFC Championship Game, knocking the ball out of Ravens WR Zay Flowers’ hands in the endzone for a touchback en route to the team’s 17-10 victory.

McDuffie was the second-leading tackler with 80 tackles (60 solo) and tied with S Justin Reid with 3.0 sacks (-24.0 yards) while adding nine quarterback pressures, seven passes defended and five forced fumbles. McDuffie was voted to his first AP All-Pro (first-team) selection. Merritt was also tasked with developing rookie DB Chamarri Conner who logged 28 tackles (24 solo), an interception, a pass defended and two tackles for loss.

With five defensive back rookies in 2022, no other playoff team had more rookie defensive backs. Under Merritt’s tutelage, rookie CBs Jaylen Watson and Joshua Williams both snagged a regular and postseason interception. CB L’Jarius Sneed and S Juan Thornhill led the team with three interceptions a piece, contributing to the defense’s 10 interceptions in the final 10 games – including playoffs. Back for his third year, Sneed showed his versatility as a blitzer and recorded a career-high 3.5 sacks en route to the team’s Super Bowl LVII victory. Another rookie standout was 2022 first-round draft pick (21st overall) CB Trent McDuffie who battled back from a hamstring injury in Week 1. McDuffie returned after six games, starting the remaining 13 games of the season, and recorded 44 tackles (28 solo), 1.0 sack (-12 yards) and seven passes defended. The Chiefs acquired S Justin Reid via free agency in 2022. Reid racked up 81 tackles (59 solo), 1.0 sack and seven passes defended. Rookie CB Jaylen Watson made a name for himself after a momentum-shifting interception during the Week 2 victory over the Chargers. His 99-yard pick-six was the longest go-ahead fourth-quarter touchdown scored by a rookie in NFL history. Through the season, Merritt developed rookie S Bryan Cook who ended up playing 16 games and totaled 27 tackles (19 solo), 1.0 sack and two passes defended. In the AFC Championship Game his progress showed as he broke up a pass which led to an interception by fellow rookie CB Joshua Williams. The defensive backs helped to allow just 18 opponent plays of 20+ yards in the final eight games, the second fewest in the league.

In 2021, Merritt coached S Tyrann Mathieu to his third Pro Bowl. Mathieu led the team in interceptions with three, including a pick-six. S Dan Sorensen followed up close behind with two interceptions and a pick-six.

In 2020, Merritt coached S Tyrann Mathieu to his second-consecutive first-team AP All-Pro nomination and third of his career, first at the safety position. Mathieu led all NFL safeties with six interceptions in the regular season, adding one in the postseason. Merritt also mentored rookie CB L’Jarius Sneed who showed a lot of potential in the nine games he saw action (six starts), snagging three interceptions, 2.0 sacks (-19.0 yards) and seven passes defended.

In 2019, Merritt helped coach Mathieu to two AP All-Pro Team nominations, first-team as a defensive back and second-team as



a safety. He was also voted by his teammates as the team's most valuable player with the Derrick Thomas award after ranking fourth in the NFL in passes defended amongst safeties with 12. He paired that with 75 tackles (63 solo), four interceptions and 2.0 sacks en route to the Chiefs Super Bowl LIV victory.

Merritt joined Kansas City after spending the 2018 season with the defensive backs at the Arizona Cardinals, where he coached CB Patrick Peterson to his eighth career Pro Bowl. Before the Cardinals, he spent 14 seasons with the New York Giants with stints as a defensive assistant (2004-2005) and secondary/safeties coach (2006-2017). Merritt worked there with the Chiefs current Defensive Coordinator Steve Spagnuolo, where they led a defense that helped win Super Bowl XLII. He also went on to win Super Bowl XLVI, both teams under Head Coach Tom Coughlin.

With the Giants, he coached multiple Pro Bowlers: All-Pro S Antrel Rolle, S Landon Collins, CB Dominique Rodgers-Cromartie and CB Janoris Jenkins; Collins and Rolle both leading tacklers. During his tenure with the secondary/safeties, the Giants backfield recorded 198 interceptions, which was tied for sixth in the NFL during that time frame.

His coaching career in the NFL began as a defensive assistant/linebacker coach for three seasons with the New York Jets (2001-2003) under Head Coach Herm Edwards and Defensive Coordinator Ted Cottrell. Prior to the Jets, he had two stops at the collegiate level, outside linebacker coach at Tennessee-Chattanooga (1997) and the same position along with defensive ends and defensive line at Virginia Military Institute (1998-2000).

While earning his political science degree, Merritt was a linebacker for the North Carolina State Wolfpack (1989-1992) and was named first-team All-ACC (1992) after leading the conference in tackles. He was then drafted by the Miami Dolphins in the seventh round (1993), and also played three seasons for the Arizona Cardinals. In his last season before transitioning to coaching, he played for NFL Europe's Dusseldorf Rhein Fire, who competed in the World Bowl Championship that year (1997).

A standout player from Millbrook High School in Raleigh, North Carolina, he was inducted to the school's first Hall of Fame class (2012).

Education: North Carolina State (1994). **Born:** Raleigh, N.C. **Family:** Wife - Yolonda; Sons - David Jr., Devin, Dawson and Daughters - Drayah and Kiki.



TODD PINKSTON

RUNNING BACKS

10TH YEAR IN THE NFL

2ND YEAR WITH THE CHIEFS



PINKSTON'S FOOTBALL CAREER

1995-99 Southern Mississippi	Wide Receiver
2000-06 Philadelphia Eagles	Wide Receiver
2006-07 Vikings/Commanders	Wide Receiver
2009 Philadelphia Eagles	Training Camp Intern
2010 Minnesota Vikings	Training Camp Assistant
2009-16 Petal High School	Wide Receivers
2017-19 Austin Peay	Wide Receivers
2019-22 Stockbridge High School	Associate HC/STC/WRs
2023-24 Kansas City Chiefs	Running Backs

Todd Pinkston joins Kansas City for his second season as running backs coach in 2024. Pinkston's 10 years in the NFL includes a seven-year playing career with the Philadelphia Eagles.

In 2023, Pinkston guided the running backs room to a standout season with RB Isiah Pacheco leading the charge. In his inaugural season leading the running backs, the offense leaned on the run game en route to the club's eventual overtime Super Bowl LVIII victory over the San Francisco 49ers. RB Isiah Pacheco returned for his second year on the team and led the rushing attack with 205 rushes for 935 yards and seven touchdowns, career highs in each category. Pacheco had three games with 100+ rushing yards (Weeks 4, 13 and 17). With Pinkston's guidance and background as a wide receiver, Pacheco added 44 receptions for 244 yards and two touchdowns. Pacheco added on three postseason rushing touchdowns on 81 rushes for 313 yards and had a postseason high of 97 rushing yards and a touchdown at Buffalo in the Divisional Round Game. RB Jerick McKinnon was also used as a weapon out of the backfield with 21 rushes for 60 yards and a touchdown. McKinnon added 25 catches for 192 yards and four touchdowns.

Pinkston arrives in Kansas City after spending time at Stockbridge High School as associate head coach, special teams coach and wide receivers coach (2019-22). He also had stints as the wide receivers coach at Austin Peay (2017-19) and Petal High School (2009-16). Under Pinkston's tutelage at Austin Peay WR Kyran Moore had a standout senior season, leading the team in catches (29) and yards (529), and tied for the team lead in receiving touchdowns with three. With Pinkston's direction, WR DJ Montgomery also emerged, catching 19 passes for 228 yards and three scores.

Following his playing career in the National Football League (2000-06, Eagles; 2006-07, Vikings/Commanders), Pinkston began

his coaching career as a training camp assistant, working primarily with the Eagles wide receivers in 2009 under his former coach, Andy Reid. In 2010 he took a role as a training camp assistant for the Vikings where he also worked with the receivers.

Pinkston spent seven of his eight years playing professionally in Philadelphia under Reid as a second-round draft pick out of Southern Mississippi. Pinkston became a primary target during the Donovan McNabb era in Philadelphia, catching 184 passes for 2,816 yards and 14 touchdowns from 2000-04. Pinkston led the Eagles for the second year in a row in receiving yards (575) in 2003. In 2004 Pinkston hauled in 676 receiving yards on a career-best 18.8 yards per catch. In 2002, Pinkston set career highs in receptions (60), yards (798) and touchdowns (seven). As a rookie in 2000, Pinkston registered 10 catches for 181 yards before breaking out in his second season with 42 catches, 586 yards and four touchdowns through his 15 games. During his time in Philadelphia, Pinkston appeared in the playoffs five times, reached the NFC Championship Game four times and reached the 2004 Super Bowl (XXXIX) in Jacksonville, Florida, after defeating Atlanta in the 2004 NFC Conference Championship Game. Pinkston had four catches for 82 yards in Super Bowl XXXIX against the Patriots, but the Eagles fell 24-21 to New England.

After an injury cost him all of the 2005 season, Pinkston went to training camp with Philadelphia, Minnesota and Washington over the next two seasons.

Pinkston received his bachelor's degree in coaching and sports administration from Southern Mississippi in 1999. A second-team All-Conference USA choice in 1999, Pinkston was elected to the M-Club Hall of Fame in 2011 and at the time was second in Golden Eagle history in receiving yards (2,366) and third in both receptions (149) and touchdown receptions (22).

In addition to coaching at Stockbridge High School, Pinkston served as a co-teacher for the special education department teaching primarily science and math. Pinkston remains an active member of the Phi Beta Sigma Fraternity, which he became a member of while at Southern Mississippi. Since 2013, Pinkston has also spent time as a USA Heads Up Youth Football Ambassador for the State of Mississippi.

Education: Southern Mississippi (B.S. 1999) **Born:** Forest, Miss. **Family:** Wife - Tamara; Children - Aaden, Bryce, Chase, Jonathan and Lauren.





SPENCER REID

ASSISTANT STRENGTH & CONDITIONING

4TH YEAR IN THE NFL

4TH YEAR WITH THE CHIEFS



REID'S FOOTBALL CAREER

2017	University of Utah	Strength & Conditioning Intern
2018-19	Kansas City Chiefs	Strength & Conditioning Intern
2020-21	Colorado State	...	Assoc. Strength & Conditioning Coach
2022	BYU	Asst./Interim Head Strength & Cond.
2023-24	Kansas City Chiefs	Asst. Strength & Conditioning



Spencer Reid enters his second season with the Chiefs in 2024 as an assistant strength and conditioning coach. Reid joined the Chiefs coaching staff in 2023 after spending the 2022 season at Brigham Young University as an assistant strength and conditioning coach before being promoted to interim head strength and conditioning coach in December. Reid had a previous stint with the Chiefs as a strength and conditioning intern for the 2018 and 2019 seasons.

As part of the staff in 2023, he helped prepare the Chiefs for a long season resulting in the team's eighth-consecutive AFC West title, sixth-straight AFC Championship game appearance and third Super Bowl title in five seasons (LIV, LVII and LVIII) giving them back-to-back Super Bowl Championships (LVII, LVIII).

As interim head strength and conditioning coach at BYU, Reid designed and assigned the weight room responsibilities for the

coaching staff as well as oversaw the sprinting and weightlifting sessions and overall program design. Reid worked closely with the rest of the coaching staff including nutritionists and athletic trainers to coordinate the rehabilitation and return of players to the field.

Reid spent the 2020 and 2021 seasons at Colorado State as an associate strength and conditioning coach while also earning his masters in sports management. He helped to plan and conduct the strength and conditioning sessions for all football position groups while also being an active part of the recruiting process, answering all inquiries related to the strength and conditioning program. During his time at Colorado State, Reid focused on working with student-athletes on acceleration, sprinting and change of direction techniques.

Prior to his time at Colorado State, Reid spent one season at Boston College (2019) as an assistant strength and conditioning coach. In this role, he worked directly with Boston College's dietician to examine the nutritional needs of student-athletes and worked closely with the athletic training staff to design and execute strength programs for injured student-athletes.

Reid started his coaching career as a strength and conditioning intern for the Chiefs during portions of the 2018 season through the 2019 season. Reid gained experience in the field assisting in the planning and execution of workout sessions and preparing the weight room each day after spending the majority of 2017 as a strength and conditioning intern for football and women's tennis at the University of Utah.

Reid's father, Andy Reid, is the head coach of the Chiefs. Reid attended Temple University for undergrad (2011-13) where he was awarded a scholarship to play football after completing a two-year mission for the Church of Jesus Christ of Latter-Day Saints. Upon finishing his mission, Reid transferred to the University of Utah where he earned his kinesiology degree before earning his Master of Sports Management at Colorado State.

Education: University of Utah (B.S. 2017), Colorado State (M. Sports Management 2022) **Born:** Green Bay, Wis. **Family:** Wife - Maggie; Children - Garrett, Ford and Levi.





RYAN REYNOLDS

HEAD STRENGTH & CONDITIONING/
DIRECTOR OF SPORTS SCIENCE

9TH YEAR IN
THE NFL

9TH YEAR WITH
THE CHIEFS



REYNOLDS' FOOTBALL CAREER

2005	Iowa	Strength and Conditioning Intern
2006-08	Arizona State	Sports Performance Grad. Asst.
2008	Louisville	Asst. Sports Performance Coach
2008-12	Arizona State	Asst. Sports Perf. ('08-09) Asst. Coach Sports Performance ('09-12)
2012-16	UCLA	Asst. Strength & Conditioning
2016-24	KC Chiefs	Asst. S&C/Dir. of Sports Science ('16-22) Head Strength and Cond./Dir. of Sports Science ('23-24)



Ryan Reynolds enters his ninth NFL season with the Chiefs and his second as the team's head strength and conditioning

coach/director of sports science in 2024. Reynolds spent his first seven seasons with the club (2016-22) as assistant strength and conditioning coach/director of sport science.

Reynolds joined the club in 2016 and has assisted a program that has helped the team to eight-straight AFC West titles, six-consecutive AFC Championship Games, including hosting a record-setting five straight from 2018-22 and three Super Bowl rings (LV, LVII and LVIII) including back-to-back Super Bowl titles (LVII, LVIII).

Reynolds spent the summer of 2016 assisting NBA player Derrick Rose prepare for the 2016-17 NBA season, which he played 64 games, by executing a strength and conditioning program designed specifically for Rose. Reynolds served as the assistant strength & conditioning coach for the UCLA Bruins football team for four seasons (2012-16). During this time, he oversaw all of the sports science technology as well as the intern and graduate assistant program.

He also spent time with Arizona State University's football program as an assistant coach focusing on sports performance (2008-12) and as a sports performance graduate assistant for the university's basketball and football teams (2006-08). While at ASU, Reynolds earned a Masters of Education. Between his time as a graduate assistant and an assistant coach at ASU, Reynolds had a brief stint as a sports performance assistant for the University of Louisville's football team (2008) to help establish the strength and conditioning program.

Reynolds started his coaching career as an intern for the University of Iowa while completing his bachelors. While at Iowa, Reynolds focused on men's basketball, Olympic sports and football strength & conditioning (2001-06).

Reynolds graduated with a Bachelor's in exercise science from the University of Iowa in 2005 and received a Master of Education from Arizona State University in 2007.

Education: University of Iowa (B.S. 2005), Arizona State University (M.Ed. 2007). **Born:** Fulton, Ill.





KEVIN SAXTON

OFFENSIVE ASSISTANT

2ND YEAR IN THE NFL

2ND YEAR WITH THE CHIEFS



SAXTON'S FOOTBALL CAREER

2013	Appalachian State	Quarterback
2014-20	Emory & Henry	Quarterback ('14-17) Running Backs ('18) Co-Offensive Coordinator/QBs ('19-20)
2021	Cuthbertson	Off. Coord./Recruiting Coord.
2022	Benedict College	Co-Offensive Coordinator/QBs
2023-24	Kansas City Chiefs	Offensive Assistant

Kevin Saxton returns to the Chiefs coaching staff for his second season in 2024 as an offensive assistant. Saxton originally joined Kansas City as the Chiefs Bill Walsh Minority Coaching Fellow during the Chiefs 2022 training camp working closely with the quarterbacks and offense. Before returning to the Chiefs staff, Saxton served as the co-offensive coordinator and quarterbacks coach at Benedict College for the 2022 season.

In his first season on the Chiefs staff (2023), Saxton mainly worked with the quarterbacks. With Saxton's assistance, QB Patrick Mahomes earned his third career Super Bowl MVP (LIV, LVII and LVIII) after defeating the 49ers 25-22 in overtime in Super Bowl LVIII. Mahomes also recorded his sixth consecutive season with 4,000+ passing yards after throwing 401 completions for 4,183 yards and 27 touchdowns. Saxton also oversaw many of the team's day-to-day operations, working directly with Head Coach Andy Reid to oversee player and staff communication with Reid and managing the football calendar to coordinate the offseason program, mini-camp and in-season schedules.

In 2022, Saxton was Benedict College's co-offensive coordinator and also acted as the quarterbacks coach leading the offense to top the SIAC in scoring, passing touchdowns and rushing yards. Under Saxton's tutelage, the Tigers went 11-1 earning them an SIAC Conference Championship and SIAC East Division Championship. The Tigers offense averaged 35.6 points per game averaging 160.3 rushing yards per game and 228.2

passing yards a game. Saxton mentored Tigers QB Eric Phoenix to a 64.2% completion percentage, passing for 15 touchdowns and rushing for four more in 2022. Saxton also oversaw recruiting efforts for the Tigers, managing the Pee Dee region of South Carolina and the Charlotte region of North Carolina.

Prior to his time at Benedict, Saxton was the offensive coordinator and recruiting coordinator at Cuthbertson High School (Waxhaw, NC) for the 2021 season. During his one season with Cuthbertson, the Cavaliers made their first playoff appearance since 2019, while winning their way to the Sweet 16. The Cavalier offense topped the conference in total yards (4,154), passing yards (2,550) and rushing yards (1,604).

Saxton started his coaching career at his alma mater, Emory & Henry College. He spent two seasons as the co-offensive coordinator and quarterbacks coach (2019-2020) and one season as the running backs coach (2018). Saxton was responsible for the offensive play calling that led to the Wasps offense to rank in the top 25 nationally. In 2020, the Wasps led the ODAC in total offense as Saxton mentored nine All-ODAC selections. Saxton was assigned recruiting territories of Northern Virginia, Charlotte and South Carolina.

Saxton played one season for Appalachian State in 2013 but transferred to Emory & Henry in 2014, where he became a four-year starter for the Wasps (2014-17). He finished his playing career as the all-time leader in passing yards and total offense in school history. Saxton earned an All-ODAC selection, ODAC Freshman of the Year and VaSID Offensive Rookie of the Year. While at Emory & Henry, Saxton was a member of the Student Athlete Advisory Committee and the NCAA Division III Immersion Program which he became an alumnus of in 2017. Saxton received a Bachelor's degree in Sports Management.

Education: Emory & Henry College (B.S. 2018) **Born:** Indian Trail, N.C. **Family:** Wife - Lauren; Son - Tre.





ALEX WHITTINGHAM

DEFENSIVE QUALITY CONTROL

7TH YEAR IN THE NFL

7TH YEAR WITH THE CHIEFS



WHITTINGHAM'S FOOTBALL CAREER

2013-17 University of Utah	Linebacker
2018-24 Kansas City Chiefs	Defensive Assistant ('18) Defensive Quality Control ('19-24)



Alex Whittingham enters his seventh season with Kansas City in 2024 and sixth season as a defensive quality control coach after serving a single season as defensive assistant in 2018.

Whittingham primarily assisted the linebackers unit in 2023. The unit was highlighted by LB Nick Bolton and LB Drue Tranquill, who were acquired in the offseason. Bolton, despite playing just eight games due to injury, was still the defense's fifth-leading tackler with 60 tackles (38 solo) and added an interception, three passes defended, a quarterback pressure and a tackle for loss. With Whittingham's assistance, Tranquill quickly integrated into the unit and emerged as the defense's third-highest tackler with 79 (54 solo). He showed his versatility with 4.5 sacks (-19.0 yards) and added seven quarterback pressures, seven tackles for loss and two forced fumbles to his production. The linebacker unit helped propel the Chiefs to their second-straight Super Bowl (LVII and LVIII) and third Super Bowl title in five years (LIV, LVII and LVIII).

In 2022, Whittingham worked closely with the linebackers unit led by new green dot and second-year LB Nick Bolton. Bolton had a historic season totaling 180 tackles (108 solo) which not only led the team but broke the Chiefs single-season tackle record en route to the Chiefs Super Bowl LVII victory. Bolton paired his high caliber tackling with 2.0 sacks, two interceptions, seven

quarterback pressures and nine tackles for loss. The linebacking unit was also highlighted by LB Willie Gay who posted career highs in tackles (88), sacks (2.5), passes defended (eight), quarterback pressures (four) and tackles for loss (nine). Whittingham also assisted with the development of rookie LB Leo Chenal, who took snaps in all 17 games logging 29 tackles (16 solo) and 1.0 sack.

The 2021 season marked Whittingham's second year working closely with the linebacking unit. With his assistance, this unit accounted for 2.5 sacks on the season and a fumble recovery for a touchdown versus the Broncos in Week 18. The defense's top two tacklers were rookie LB Nick Bolton who recorded 112 tackles (70 solo) and 11 for loss and fellow LB Anthony Hitchens who totaled 80 tackles with four for loss. Bolton was voted by his teammates as the team's Mack Lee Hill award winner as the best rookie or first-year player.

In 2020, Whittingham primarily worked with a linebacking group that accounted for 3.0 sacks and 244 tackles. LBs Hitchens and Damien Wilson were the second and third leading tacklers with 78 (44 solo) and 70 (43 solo), respectively, and five tackles for loss between them.

Whittingham stepped into a new role as defensive quality control in 2019, working closely with new Chiefs Defensive Coordinator Steve Spagnuolo. He worked with the defensive line including Pro Bowl DT Chris Jones and DE Frank Clark who were ranked first and second on the team in sacks with 17.0 regular season sacks between them. Clark's 5.0 postseason sacks helped lead the Chiefs to a Super Bowl LIV victory over the 49ers.

Following his playing career at Utah, Whittingham jumped directly to the professional coaching ranks in 2018. He joined the Chiefs as a defensive assistant working closely with the outside linebackers including Pro Bowl selection fifth-year LB Dee Ford who was tied-first in the NFL with seven forced fumbles with All-Pro DE J.J. Watt and had a career-high 13.0 sacks. Whittingham worked closely with LB Justin Houston who had 9.0 sacks on the season and five forced fumbles.

The Salt Lake City native was a walk-on for the Utes earning four letters (2013-17) appearing in 45 games as a special teams contributor. During the 2017 season, he was responsible for short snaps and spent time on both the kick and punt return team. He was a three-time honorable mention Pac-12 All-Academic selection. While at Utah, Whittingham played under his father, Kyle, who remains the Utes head coach and his uncle, Freddie Whittingham, who still serves as the tight ends coach.

Prior to attending Utah, Whittingham spent two years (2011-13) after high school serving as a missionary for the Church of Jesus Christ



of Latter-Day Saints in Auckland, New Zealand.

Education: University of Utah (B.S. 2017). **Hometown:** Salt Lake City, Utah. **Family:** Wife - Gabi; Daughters - Eleanor and Amelia.



DAN WILLIAMS

**OFFENSIVE QUALITY CONTROL/
ASST. QUARTERBACKS**

6TH YEAR IN
THE NFL

6TH YEAR WITH
THE CHIEFS



WILLIAMS' FOOTBALL CAREER

2015-18 Stevenson University	Quarterback
2019-24 Kansas City Chiefs	Coaching Intern ('19) Assistant to the HC ('20-21) Offensive Assistant ('22) Offensive Quality Control/Asst. QBs ('23-24)



Dan Williams enters his sixth season with the Chiefs in 2024, and his second as the offensive quality control/assistant quarterbacks coach after serving one season as an offensive assistant in 2022. Williams spent his first two seasons with the Chiefs as the assistant to the head coach (2020-21) and spent the 2019 season as a coaching intern.

In 2023, Williams worked closely with Quarterback's Coach David Girardi and the rest of the quarterback room. Williams worked closely with QB Chris Oladokun throughout the season and assisted QB Patrick Mahomes to earn his third Super Bowl MVP (LIV, LVII and LVIII) after defeating the 49ers 25-22 in overtime in Super Bowl LVIII. Mahomes had another standout year throwing for 4,183 yards on 401 completions with 27 touchdowns. Williams has now been a part of three Super Bowl wins (LIV, LVII and LVIII) in five years, including back-to-back championships (LVII and LVIII).

Williams worked closely with the quarterbacks in 2022 in his sole season as an offensive assistant. With Williams' assistance, QB Patrick Mahomes and the Chiefs offense produced a historic season en route to their second Super Bowl victory in four years (LIV, LVII). Mahomes and the offense led the league in many categories: passing yards (5,250), passing touchdowns (41), passing TD percentage (6.3%), passing first downs (272) and pass plays of 25+ yards (49). Mahomes completed 435 of his 648 passes and his 67.1 completion percentage was the highest of his career. The sixth-year quarterback set franchise records for passing yards (5,250) and single-season passing first downs (272) in 2022. Mahomes' 2022 performance earned him his second NFL MVP and Super Bowl MVP after the Chiefs took down the Eagles 38-35 in Super Bowl LVII.

In 2019, Williams worked closely with the quarterbacks and tight ends, gaining experience as a coaching intern of Super Bowl LIV Champion Chiefs before moving to his role as assistant to the head coach. During his time as assistant to the head coach, Williams worked directly with Head Coach Andy Reid in organizing the day-to-day operations of the team. His responsibilities included overseeing player and staff communications with the head coach and managing the football calendar, which includes the offseason program, minicamp and in-season schedules.

The Sicklerville, N.J., native spent four seasons (2015-18) at Stevenson University where he served as the starting quarterback and team captain. Williams left the Mustangs as the school's all-time leader in career completions (482), attempts (755), completion percentage (64%), passing yards (6,812) and passing touchdowns (57).

Williams' father, Ted Williams, spent 20 years on the Philadelphia Eagles coaching staff working with the tight ends (1995-96; 2013-14) and running backs (1997-2012). He also spent two years as a pro scout with the Eagles in 2015-16. Ted Williams spent 14 seasons under Chiefs Head Coach Andy Reid while Reid was the head coach of the Philadelphia Eagles (1999-2012).

Education: Stevenson University (B.S. 2018; M.Comm. 2019). **Hometown:** Sicklerville, N.J. **Family:** Wife - Ashley; Daughter - Kaia.





ROD WILSON

OUTSIDE LINEBACKERS

12TH YEAR IN THE NFL

6TH YEAR WITH THE CHIEFS



WILSON'S FOOTBALL CAREER

2001-04	South Carolina	Linebacker
2005-08	Chicago Bears	Linebacker
2009	Tampa Bay Buccaneers	Linebacker
2010	Chicago Bears	Linebacker
2013-16	Charleston Southern	Safeties ('13) Inside Linebackers ('14-16)
2017-19	Kansas City Chiefs	Assistant Special Teams
2020	South Carolina	Linebackers
2021	Coastal Carolina	Inside Linebackers
2022-24	Kansas City Chiefs	Defensive Assistant ('22-23) Outside Linebackers ('24)



Rod Wilson enters his sixth season with the Chiefs and enters his first season as outside linebackers coach in 2024 after spending two seasons as a defensive assistant (2022-23). Wilson returned to Kansas City after spending the 2021 season coaching inside linebackers at Coastal Carolina following the 2020 season where he coached linebackers at his alma mater, South Carolina. Wilson spent his first three seasons (2017-19) in Kansas City as the assistant special teams coach. His 12 years in the NFL includes a six-year playing career.

Wilson spent the 2023 season primarily working with the defensive backs as a defensive assistant. Working closely with defensive backs coach Dave Merritt, Wilson helped CB L'Jarius Sneed and CB Trent McDuffie become one of the league's most lockdown corner duos. Sneed led the team with two interceptions, was the fourth-leading tackler totaling 78 tackles (60 solo) and added 14 passes defended. McDuffie showed his versatility with 3.0 sacks (-24.0 yards), tallied the second-most tackles on the team with 80 tackles (60 solo) and added nine quarterback pressures, seven passes defended and was selected to the AP All-

Pro first-team. Wilson also helped to develop DB Chamarri Conner who snagged an interception in his 17 games of action and showed promise with his 28 tackles (24 solo) and two tackles for loss. The defense played a major role in the club's second-straight Super Bowl title (LVII and LVIII), allowing the fewest second half points across the league.

In 2022, Wilson returned to Kansas City as a defensive assistant working closely with the defensive backs. The defensive backs unit was full of youth with five rookies on the roster, the most of all playoff teams. With Wilson's assistance, two rookies who shined were CBs Jaylen Watson and Joshua Williams who both snagged a regular and postseason interception. Watson made league history during the Week 2 Chiefs win over the Chargers, returning an interception 99-yards for the longest go-ahead fourth-quarter touchdown by a rookie. Third year CB L'Jarius Sneed and S Juan Thornhill led the team with three interceptions a piece en route to Wilson's second Super Bowl ring (LIV, LVII). Sneed also tacked on a career-high 3.5 sacks while rookie CB Trent McDuffie returned from a hamstring injury sustained in Week 1 to total 44 tackles (28 solo), 1.0 sack and seven passes defended.

In 2021, Wilson assisted Coastal Carolina to an 11-2 record en route to a 47-41 win over NIU in the Cure Bowl. He mentored a defense that was ranked in the top 25 nationally, tutoring LB Silas Kelly to earn first-team All-Sun Belt and second-team PFF All-Sun Belt honors, as well as ranking third in the conference in tackles. He also tutored LB Teddy Gallagher to earn a Sun Belt honorable mention.

At the University of South Carolina in 2020, Wilson oversaw the linebackers, mentoring LB Ernest Jones to lead the team in tackles (86) and a 2020 Phil Steele All-SEC fourth-team selection. Jones went on to be selected by the Los Angeles Rams with the 40th pick in the third-round of the 2021 NFL Draft. Wilson also coached LB Mohamed Kaba who returned from an ACL injury to total 13 tackles in nine games, earning him an SEC All-Freshman selection.

The 2019 Super Bowl Champion Chiefs special teams ranked in the top 10 in kick returns, kick return coverage and punt return coverage. Rookie WR Mecole Hardman scored on a touchdown on a 104-yard kickoff return in the final game of the regular season against the Los Angeles Chargers which ranked as the third-longest kickoff return in Chiefs history. He was named second-team All-Pro as a kick returner and named to his first Pro Bowl as a return specialist. K Harrison Butker set a franchise record for most points by a kicker in a single season with 147 points.

In 2018, the Chiefs special teams ranked tied for third in punt returns, fourth in punt return coverage and tied for eighth in



kickoff returns. With Wilson's assistance, Butker had a strong second season, making 24-of-27 kicks and P Dustin Colquitt placed 21 kicks inside the 20-yard line, moving him to third all-time in NFL history (441).

In 2017, Wilson assisted Special Teams Coordinator Dave Toub, helping guide Butker to a decorated rookie season. Butker recorded a franchise record of 23 consecutive FGs, ranking first at the time for most FGs made in a single season in franchise history and tied for first at the time for the most 50-plus yard FGs made in a season with four. During the 2017 season, Wilson also assisted with the return and coverage units helping the Chiefs lead the NFL in kick returns (47) for 1,051 yards. This special teams performance helped earn WR/PR Tyreek Hill his second Pro Bowl selection after he recorded 25 punt returns for 204 yards and a touchdown.

Prior to his first stint with the Chiefs, Wilson spent four seasons (2013-16) at Charleston Southern coaching the safeties (2013), inside linebackers (2014-16) and assisting with special teams, after the conclusion of his six-year NFL playing career. While still coaching at CSU, Wilson made a brief stop in Kansas City as the Bill Walsh NFL Minority Coaching Fellow for the club's 2015 training camp. As the Bill Walsh Minority Coaching Fellow, Wilson assisted with the linebackers and special teams units, working closely with the rest of the coaching staff to further develop his coaching techniques.

In 2015, CSU ranked atop the league in total defense (292.0 yards per game) and held opponents to the second-fewest rushing yards per game (147.1) which helped earn an outright Big

South title and the program's first-ever berth into the FCS Playoffs. Under Wilson's tutelage, CSU landed at least one linebacker on the Big South's All-Conference squad each of his four seasons. In 2016, Wilson helped guide the Buccaneers defense to top rankings within the league, limiting opponents to the fewest rushing touchdowns (15) and fewest total rushing yards (1,488).

Prior to his collegiate coaching career, Wilson enjoyed a six-year playing career in the National Football League. Originally selected in the seventh round of the 2005 NFL Draft (220th overall) by the Chicago Bears, Wilson appeared in 51 games during his five seasons playing for the Chicago Bears (2005-08; 2010) and sole season playing for the Tampa Bay Buccaneers (2009). Wilson tallied 47 tackles and one forced fumble while primarily playing a special teams role under then-Special Teams Coach Dave Toub. Wilson's career highlights include four playoff appearances, which included two NFC Championship appearances and a trip to Super Bowl XLI.

The Cross, S.C., native attended the University of South Carolina, where he played five different positions for the Gamecocks (quarterback, wide receiver, spur, safety and linebacker) and put together an outstanding senior year as one of USC's captains. Wilson led the team in tackles (68) while earning All-SEC honors and SEC Academic Honor Roll accolades.

Education: South Carolina (B.S. 2004). **Born:** Cross, S.C. **Family:** Wife - Megan; Sons - Jaylen and Ryan; Daughter - Nova.

PERSONNEL STAFF





**MIKE
BORGONZI**

ASSISTANT GENERAL MANAGER

16TH YEAR IN
THE NFL

16TH YEAR WITH
THE CHIEFS



BORGONZI'S FOOTBALL CAREER

1998-01 Brown	Fullback
2002 Amherst College	Tight Ends
2007-08 Boston College	Asst. Recruiting Coordinator
2009-24 Kansas City Chiefs	College Scouting Admin. ('09)
	Manager of Football Ops ('10)
	Pro Personnel Scout ('11-12)
	Asst. Director of Pro Scouting ('13-14)
	Co-Director of Player Personnel ('15-16)
	Director of Player Personnel ('17)
	Director of Football Operations ('18-20)
	Assistant General Manager ('21-24)

Mike Borgonzi enters his 16th season with the Kansas City Chiefs in 2024. He was promoted to Assistant General Manager in 2021 after serving three seasons as the club's Director of Football Operations (2018-20) and three seasons as the club's Director of Player Personnel (2017)/Co-Director of Player Personnel (2015-16).

In his current capacity, Borgonzi supervises and directs the club's college and professional scouting operations while closely supporting and advising General Manager Brett Veach with the club's roster management and player acquisition via the NFL Draft, NFL free agency, street free agency, waiver claims and trades. Borgonzi has now played a role in putting together three Super Bowl winning rosters, including back-to-back Super Bowl teams (LVII and LVIII). He has been instrumental in curating Chiefs teams that have participated in four of the last five Super Bowls (LIV, LV, LVII and LVIII) while winning eight-straight AFC West titles and appearing in six AFC Championship Games - hosting a record breaking five AFC Championship Games.

The 2023 draft class was called upon and they did not disappoint. Rookie WR Rashee Rice developed steadily throughout the year into the team's second-leading receiver, trailing just TE Travis Kelce in receiving yards with 938 and a team-high seven touchdown receptions. Rookie OL Wanya Morris stepped up when injuries took down LT Donovan Smith and showed promise in his 14 games played. On the defensive side, rookie DB Chamarri Conner showed his versatility and managed to haul in one interception, a pass defended and 24 solo tackles. The 2022 draft class also had a lot of young talent that made an

immediate impact - most notably when the Chiefs faced the Eagles in Super Bowl LVII with four rookies in the starting lineup (Isiah Pacheco, George Karlaftis, Trent McDuffie and Jaylen Watson). The Chiefs played a total of eight rookies in the Super Bowl victory, which included a touchdown by rookie RB Isiah Pacheco and a forced fumble from CB Trent McDuffie.

Prior to his current role, Borgonzi spent one year as Director of Football Operations. Before then, he took on the entirety of the Director of Player Personnel position in 2017 after serving alongside current Chiefs General Manager Brett Veach as Co-Director of Player Personnel for two years (2015-16).

Borgonzi served as the club's Assistant Director of Pro Scouting (2013-14) and as the club's Pro Personnel Scout (2011-12) where he evaluated all professional players, recommended free agents, oversaw free agent workouts, evaluated college players and assisted the coaching staff with advance scouting reports for the teams' upcoming opponents.

In 2010, he served as the club's Manager of Football Operations where he coordinated team logistics, assisted in budget planning for various departments, oversaw day-to-day operations on the football side and wrote player evaluation reports on a weekly basis for the club's advance scouting.

Borgonzi joined the Chiefs in 2009, serving as the club's College Scouting Administrator where he worked closely with the College Director and college scouts to ensure proper planning of the college department while assisting in player evaluation reports on both the college and pro side.

Prior to joining the Chiefs, Borgonzi served two seasons as the Assistant Recruiting Coordinator at Boston College (2007-08) where the team played in the ACC Championship twice and won the 2007 Champs Bowl. Before working in the financial sector in Boston for several years, he served as the tight ends coach at Amherst College in 2002.

The Everett, Mass., native was a four-year starter as a fullback on the Brown University Football Team, earning All-Ivy League honors three times. Borgonzi's brother, Dave, is currently the linebackers coach for the Chicago Bears.

Education: Brown University (B.A. 2002). **Family:** Wife - Jill; Son, Joseph; Daughter, Nina.





CHRIS SHEA

SR. VICE PRESIDENT OF FOOTBALL OPERATIONS AND STRATEGY

26TH YEAR IN THE NFL

8TH YEAR WITH THE CHIEFS



SHEA'S FOOTBALL CAREER

1991 Belmont High School (Mass.)	Assistant Coach
1992-96 Boston College	Student Football Manager
1995 Carolina Panthers	Ops./Equip. Intern
1997-98 Harvard University	Asst. Offensive Line
1998-00 Boston College	Football Recruiting Asst.
2000-04 New York Jets	Pro Personnel Asst.
2005-06 Dallas Cowboys	Scouting Consultant
2007-08 NFL	Management Council, Law Clerk ('07) Officiating, Instant Replay Comm. ('07) Man. Council, Coord. Labor Ops. ('07-08)
2008-14 Miami Dolphins	Player Person. Coord. ('08-10) Player Person. Admin. ('10-11) Asst. Director of Pro Personnel ('11-14)
2015-17 Eagles	Dir. Scouting Admin./Strat. Mgmt ('15) Dir. of Scouting Admin./Personnel Scout ('16-17)
2017-24 KC Chiefs	Salary Cap & Legal Exec. ('17) Football Ops Counsel & Personnel Exec. ('18-20) VP of Football Operations/Team Counsel ('21-23) Senior VP of FB Ops & Strategy (2024)

Chris Shea enters his eighth season with the Kansas City Chiefs and first season as Senior Vice President of Football Operations and Strategy. He previously served as the club's Vice President of Football Operations/Team Counsel (2021-23), Football Operations Counsel and Personnel Executive (2018-20), and originally joined the Chiefs as the Salary Cap and Legal Executive (2017). Since joining the Chiefs, Shea has served in a multi-faceted role as a salary cap executive, legal counsel, and scouting evaluator. He has been significantly involved in all roster decisions, trades and player contact negotiations, including those for QB Patrick Mahomes, DT Chris Jones and TE Travis Kelce.

In his new role, Shea supports Head Coach Andy Reid and General Manager Brett Veach in all aspects of the club's football operation, including development and implementation of the team's roster building and resource allocation strategies. He directly oversees the departments responsible for the organization's football administration and roster related analytics efforts. Shea is the club's lead negotiator for player contracts and trades, oversees management of the club's salary cap and player contracts, and is the team's primary liaison to the NFL for player personnel, league policy, and collective bargaining related matters. He provides scouting evaluations of top college and NFL talent and plays a significant role in the club's preparations for the NFL draft and veteran free agency. Shea also works closely with senior leadership to help manage football staff budgets and employment agreements.

Entering his 26th season in the NFL, Shea has diverse leadership experience in all aspects of football operations, including coaching, scouting, salary cap management, labor law,

NFL legal matters, analytics, and instant replay officiating. In addition to being an attorney, Shea is a seasoned college and pro talent evaluator with 20 years of scouting experience, including 10 seasons as a full-time pro/advance scout. He has 13 seasons of experience managing the salary cap for the league or teams. He contributed to building Super Bowl champion teams with two different organizations (Philadelphia 2017, Kansas City 2019, 2022 and 2023) and has helped build the rosters of teams who have competed in five of the last seven Super Bowls (Philadelphia 2017, Kansas City 2019, 2020, 2022 and 2023). He has worked for the NFL Management Council, six NFL clubs, two NCAA football programs, a high school football team, and a law firm specializing in labor and employment law. Shea has worked under several Super Bowl winning head coaches (Tom Coughlin, Bill Parcells, Doug Pederson, and Andy Reid) and front office executives (including Terry Bradway, Dick Haley, Bill Polian, Howie Roseman, and Brett Veach).

Prior to joining the Chiefs, Shea spent the previous three seasons with the Philadelphia Eagles (2015-17), serving as the Director of Scouting Administration/Personnel Scout in 2016-May 2017 after initially joining the Eagles as Director of Scouting Administration/Strategic Management in May 2015. In Philadelphia, he helped develop the team's roster-building strategy, scouted pro and college players, advance scouted opponents, oversaw daily operations of the player personnel department, coordinated data research for player personnel, and managed development of the club's scouting-related technology. Shea coordinated all administrative aspects of the Eagles 2016 draft and contributed to building the 2017 Eagles roster that went on to win Super Bowl LII.

Shea spent seven seasons with the Miami Dolphins (2008-14), including his final four as Assistant Director of Pro Personnel. In that capacity, he served as the Dolphins primary advance scout, was a senior evaluator of all pro players, performed year-round analysis of the other NFL rosters, and oversaw the daily operations of Miami's pro scouting department. He was promoted in May 2011 after previously serving as the Dolphins Player Personnel Administrator (2010-11) and Player Personnel Coordinator (2008-10). In those roles, he combined scouting, legal, salary cap management, information technology and analytics duties. From 2008-11, he coordinated all aspects of the Dolphins draft efforts.

During 2007-08, he was employed by the NFL Management Council. Initially, Shea served as a law clerk focusing on player grievances and litigation. Shea was later hired as the Coordinator of Labor Operations. In that capacity, he reviewed all player contracts to ensure compliance with league policies and the NFL CBA, advised club executives on player contract and salary cap



issues and was a speaker at the NFL's annual Labor Seminar. He was also an Instant Replay Communicator for the NFL Officiating Department in 2007.

Shea was a scouting consultant with the Dallas Cowboys in 2005-06. From 2000-04, he was the New York Jets Pro Personnel Assistant. Shea broke into the NFL in 1995 as operations/equipment intern for the Carolina Panthers.

Shea worked in college football from 1992-2000 spending time as the Football Recruiting Assistant at Boston College (1998-2000), the Assistant Offensive Line Coach for Harvard University (1997-98) and a Student Football Manager at Boston College (Head 1994-96, Varsity 1992-93). While at Harvard, he

coached four future NFL players including Pro Bowl center Matt Birk. In 1991, Shea was an assistant coach at Belmont High School (Mass.).

Shea is licensed to practice law in New York and is a member of the New York and American Bar Associations. The Belmont, Mass., native has also been employed outside of the football industry as a law clerk at the New York law firm of Colleran, O'Hara and Mills, and as a Temporary Corrections Officer in Middlesex County (Mass.) Sheriff's Department.

Education: Hofstra University School of Law (J.D. 2007), Boston College (B.A. 1998). **Family:** Wife - Kirsten; Daughter - Caitlin.



MIKE BRADWAY

SENIOR DIRECTOR OF PLAYER PERSONNEL

17TH YEAR IN THE NFL

7TH YEAR WITH THE CHIEFS



BRADWAY'S FOOTBALL CAREER

2004-07 Villanova University	Tight End
2008-17 Philadelphia Eagles	Coll. Scout Asst. ('08-09) College Scouting Coord. ('10) Northeast Area Scout ('11-12) Eastern Regional Scout ('13) Asst. Dir. of College Scouting ('14) Southwest Area Scout ('15) Asst. Dir. of College Scouting ('16-17)
2018-24 KC Chiefs	Asst. Dir. of Player Personnel ('18-20) Senior Director of Player Personnel ('21-24)

Mike Bradway enters his fourth season as the club's Senior Director of Player Personnel in 2024 after being promoted to the position in 2021. He originally joined the Chiefs in 2018, serving three seasons (2018-20) as Kansas City's Assistant Director of Player Personnel.

Prior to his time with the Chiefs, Bradway spent 10 seasons (2008-17) with the Philadelphia Eagles in various positions. While

in Philadelphia, he worked under Chiefs Head Coach Andy Reid, who was the Head Coach/Executive Vice President of Football Operations for the Eagles, as well as Chiefs General Manager Brett Veach, who at the time was an assistant to the head coach as well as a scout in Philadelphia. He finished his time with the Eagles as the club's Assistant Director of College Scouting (2016-17). He also held the same title with the team in 2014.

During his tenure with the Eagles, Bradway served as the Southwest Area Scout (2015), Eastern Regional Scout (2013), Northeast Area Scout (2011-12), College Scouting Coordinator (2010) and College Scouting Assistant (2008-09).

A former tight end out of Villanova University, Bradway played four years (2004-07) before graduating in 2008 with a degree in sociology. The Leawood, Kan., native is the son of longtime NFL personnel executive Terry Bradway, who is currently a personnel consultant with the Carolina Panthers.

Education: Villanova (B.A. 2008). **Family:** Wife - Julie; Children - Griffin, Mason, Cooper and Bodie.





RYNE NUTT

**DIRECTOR OF PLAYER PERSONNEL/
COLLEGE SCOUTING**

15TH YEAR IN
THE NFL

15TH YEAR WITH
THE CHIEFS



NUTT'S FOOTBALL CAREER

2004-07	Central Connecticut	Offensive Lineman
2008	Iona College	Defensive Line
2009	Wagner College	Tight Ends
2010-24	Kansas City Chiefs	Scouting Asst. ('10-11)
			Area Scout ('12-16)
			Asst. Director of College Scouting ('17)
			Director of College Scouting ('18-20)
			Senior Director of College Scouting ('21)
			Dir. of Player Personnel/College Scouting ('22-24)

Ryne Nutt enters his 15th season in the NFL and with Kansas City in 2024. He was named Director of Player Personnel/College Scouting in 2022 after serving one season as Senior Director of College Scouting (2021), three seasons as the Director of College Scouting (2018-20) and one season as the Assistant Director of College Scouting (2017).

In his current role with the Chiefs, he assists General Manager Brett Veach with organizing and managing areas in both the college and pro sides of scouting. He helps oversee the college

scouting department while crossing over to support work on the pro scouting side, collaborating with Director of Player Personnel/Pro Scouting Tim Terry and Senior Director of Player Personnel Mike Bradway.

Nutt was promoted to Assistant Director of College Scouting in 2017 after serving five seasons as an area scout (2012-16), covering the West/Northwest, Northeast and Southeast parts of the country. Prior to being promoted to an area scout in 2012, Nutt spent his first two NFL seasons as a scouting assistant with Kansas City (2010-11).

Nutt spent one season as the tight ends coach at Wagner College (2009) before joining the club. In 2008, he served as the defensive line coach at Iona College.

After spending four seasons playing offensive line for Central Connecticut State and graduating Summa Cum Laude, Nutt served as a summer camp volunteer coach for the Blue Devils. Nutt was a Mid-Major All-American on the field, as well as an academic All-American his junior and senior year.

Education: Central Connecticut State (B.A. 2007).





TIM TERRY

DIRECTOR OF PLAYER PERSONNEL/ PRO SCOUTING

21ST YEAR IN
THE NFL

8TH YEAR WITH
THE CHIEFS



TERRY'S FOOTBALL CAREER

1993-97 Temple	Defensive Lineman
1997-98 Cincinnati Bengals	Defensive Lineman
1999 Kansas City Chiefs	Defensive Lineman
1999 Hamilton Tiger-Cats	Defensive Lineman
2000-03 Seattle Seahawks	Outside Linebacker
2004-17 Green Bay Packers	Dir. of Player Development ('07) Assistant Director of Pro Personnel ('08-17)
2017-24 Kansas City Chiefs	Dir. of Pro Personnel ('17-20) Senior Dir. of Pro Personnel ('21) Dir. of Player Personnel/Pro Scouting ('22-24)

Tim Terry enters his eighth season with the Kansas City Chiefs in 2024 and his third as the club's Director of Player Personnel/Pro Scouting.

In his current capacity, Terry oversees the team's pro department, prioritizing the advance scouting efforts for upcoming Chiefs opponents and scouting efforts of collegiate and professional prospects. Terry works closely with the entire pro department to coordinate the identification of free agents throughout the year, with his primary scouting focus being the AFC West.

In 2023 and 2022, Terry was voted by his peers to the BART List, named after former Rams scout Danton Barto, for Pro Scout of the Year at the Inside the League Draft Awards. Terry also earned his League of Leaders certificate from the Stanford School of Business in 2023. He has been an Ozzie Newsome General Manager Forum presenter and participant. While in Kansas City, Terry has been a part of the NFL Accelerator program twice (2021 and 2023).

Prior to his current position, he spent one year as the club's Senior Director of Pro Personnel (2021) and four seasons as the Director of Pro Personnel (2017-20), where his primary duties included scouting professional prospects in the NFL, CFL, XFL, USFL and Arena Football League. He was also involved with in-season advance scouting of upcoming Chiefs opponents.

Prior to his arrival in Kansas City, Terry spent 13 seasons in the Packers pro personnel department, most recently serving as Green Bay's Assistant Director of Pro Personnel.

In 2008, Terry was named Assistant Director of Pro Personnel after serving as a pro personnel assistant the previous three years. During his time as Assistant Director of Pro Personnel, he helped assemble the Packers teams that went on to win seven

NFC North Division Titles, an NFC Conference Championship and Super Bowl XLV. In his role with the Packers, Terry focused on identifying free agents to add to the roster and advance scouting of opponents. During the 2007 season, he continued to work in the personnel department while also serving as the director of player development.

Terry originally entered the NFL as an undrafted free agent out of Temple with the Cincinnati Bengals in 1997. As a rookie, he saw action in five games, logging three stops and five special teams tackles. Terry spent the 1998 season on the team's practice squad.

In 1999, he went to camp with the Kansas City Chiefs, but was released and subsequently signed with the Hamilton Tiger-Cats of the CFL, helping that club to a Grey Cup championship.

Terry then joined the Seattle Seahawks practice squad in early 2000 before being signed to the active roster, playing in six games, collecting two special teams stops and forcing a fumble on a kickoff return.

Terry saw action in all 16 games for Seattle each of the following two seasons (2001-02), with his best professional campaign coming in 2002. That year, Terry posted a career-high 42 tackles, including 1.0 sack, one pass defensed, one forced fumble and one fumble recovery. His NFL career included 43 games played (eight starts), 55 tackles, 3.5 sacks and 19 special teams stops.

At Temple, Terry played in all 44 games (43 starts) as a defensive lineman during his four seasons and finished his career with 208 tackles. Terry graduated with a degree in political science and a minor in African-American studies. He obtained his master's degree in management at the University of Wisconsin-Green Bay in the winter of 2011. Terry was also a recipient of The Network Journal's 40 Under Forty achievement award in 2012. Terry has been a prominent leader in each community he has worked, staying active in Big Brothers Big Sisters of America while he was in Green Bay and working with Journey House in Milwaukee. Terry also served as a chaplain for the Brown County Jail (Wisc.).

An all-state selection at Hempstead (N.Y.) High School, he also lettered in track, basketball and lacrosse.

Education: Temple (B.S. 1997), University of Wisconsin-Green Bay (M.S. 2011). **Family:** Wife - Andrea; Children - Zoe, Timothy II, Jayden, Tyson and Reese.





WILLIE DAVIS

SENIOR PERSONNEL EXECUTIVE



31ST YEAR IN THE NFL

27TH YEAR WITH THE CHIEFS

DAVIS' FOOTBALL CAREER

1986-89	Central Arkansas	Wide Receiver
1990-91	Kansas City Chiefs	Wide Receiver
1992	Orlando Thunder	Wide Receiver
1992-95	Kansas City Chiefs	Wide Receiver
1996	Houston Oilers	Wide Receiver
1997-98	Tennessee Titans	Wide Receiver
2003	Arkansas-Pine Bluff	Wide Receivers Coach
2004	KC Chiefs	NFL Minority Coaching Fellowship
2005	Ind. Colts	NFL Minority Coaching Fellowship
2005-24	Kansas City Chiefs	Area Scout ('05-20) Senior Personnel Executive ('21-24)

Former Chiefs wide receiver Willie Davis enters his 20th season with Kansas City's personnel department and his fourth season as a Senior Personnel Executive in 2024. In his current role he primarily identifies professional prospects for the club.

Davis spent the first 16 seasons of his personnel career with the club as an area scout (2005-20), scouting the Southwest region. He was recognized as the AFC Scout of the Year by the Fritz Pollard Alliance following the 2013 season.

Davis enjoyed a five-year playing career with the Chiefs (1991-95), playing in 63 games (58 starts), catching 172 passes for 3,014 yards (17.5 avg.) with 20 touchdowns. After spending the 1990-91 seasons on the club's practice squad, he honed his skills with the World League's Orlando Thunder and was named the Chiefs Mack Lee Hill Award winner following the 1992 campaign. Davis spent three seasons (1996-98) with the Houston Oilers/Tennessee Titans. In 108 career NFL games (97 starts), Davis accumulated 286 receptions for 4,503 yards with 33 touchdowns.

The Central Arkansas product served an NFL Minority Coaching Fellowship with Indianapolis in 2005 and with Kansas City in 2004 after serving as wide receivers coach at Arkansas - Pine Bluff in 2003. A native of Altheimer, Ark., Davis concluded his collegiate career at Central Arkansas with 63 catches for 667 yards and 10 touchdowns.

Education: Central Arkansas (B.S. 2006) **Family:** Wife - Sheronda; Children - Taylor, Andre, William, Vincent, Avri, Tiana, Jeremy and Chelsea.





13 14 15 16 17 18 19 20 21 22 23
 14 16 18 22 23

JONATHAN HOWARD

NATIONAL SCOUT

12TH YEAR IN THE NFL

3RD YEAR WITH THE CHIEFS



HOWARD'S FOOTBALL CAREER

2008-11	Washington University	Safety/Linebacker
2012	UMass	Volunteer Recruiting and Def. Asst.
2013-20	New England Patriots	Scouting Asst. ('13-14) College Scout ('15-20)
2021	Carolina Panthers	College Scout
2022-24	Kansas City Chiefs	National Scout

Jonathan Howard enters his third season with the club after joining the Kansas City Chiefs in 2022 as the club's National Scout. He is entering his 12th season in the NFL in 2024.

In his most recent stop, Howard spent the 2021 season as a College Scout for the Carolina Panthers where he was responsible for scouting and evaluating college prospects from the West Coast region.

Prior to joining the Panthers, Howard spent eight years (2013-20) in the player personnel department for the New England Patriots. He served his final six seasons with the Patriots as a College Scout (2015-20), covering the Northeast (2015) and the West Coast (2016-20) after a two-year stint as the club's Scouting Assistant (2013-14).

During the 2012-13 college football season, he served as a volunteer defensive and recruiting assistant at UMass while he received his master's degree in sport management.

He played safety and linebacker at Washington University in St. Louis (2008-11), earning a bachelor's degree in economics and strategy, as well as marketing.

Education: Washington University (B.S. 2012), UMass (M.S. 2013). **Family:** Wife - Allison; Son - Nicolas.





PASQUALE SPERDUTO

CO-DIRECTOR OF COLLEGE SCOUTING

24TH YEAR IN THE NFL

16TH YEAR WITH THE CHIEFS



SPERDUTO'S FOOTBALL CAREER

1987-89 UMass Boston	Fullback/Linebacker
1991-95 Tampa Bay Storm	OL/DL ('91-93) Assistant Coach ('94-95)
1996 Connecticut Coyotes	Defensive Coordinator
1997-01 Nashville Kats	DC/Dir. of Player Pers. ('97) Asst. Head Coach/Def. Coordinator ('98) Head Coach ('99-01)
2001-08 Tennessee Titans	Coaching Assistant/Scout
2005-07 Nashville Kats	Head Coach
2008 Columbus Destroyers	Head Coach
2009-24 Kansas City Chiefs	Area Scout ('09-20) Senior College Scouting Executive ('21) Co-Director of College Scouting ('22-24)

Pat Sperduto enters his 16th season with Kansas City in 2024 and is in his third season as Co-Director of College Scouting.

In Sperduto's current role, he oversees the team's college scouting efforts, identifying and evaluating potential draft prospects for the personnel department.

Prior to being elevated to this position, Sperduto served one season (2021) as Senior College Scouting Executive and spent 12 seasons (2009-20) as an Area Scout, covering various regions,

including the Southeast, Midwest and Northeast.

Prior to joining the Chiefs in 2009, Sperduto spent eight seasons as a Coaching Assistant as well as a College and Pro Scout with the Tennessee Titans (2001-08).

Sperduto began his career in the Arena Football League first serving as the Head Coach for the Columbus Destroyers in 2008. He also enjoyed two different stints with the AFL's Nashville Kats, serving as the Director of Football Operations and Head Coach from 1998-2001, leading the team to two ArenaBowl appearances (2000 and 2001) before the team relocated to Atlanta as the Georgia Force. He again served as Head Coach of the expansion Nashville Kats from 2005-07. Sperduto won three AFL ArenaBowl championships with the Tampa Bay Storm, including two as a player (1991 and 1993) and one as an assistant coach (1995).

Sperduto attended UMass Boston where he played both fullback and linebacker. While there he earned All-New England Conference honors from 1987-89. He was inducted into the school's Athletics Hall of Fame in 2009.

Education: UMass Boston (B.A. and B.S. 1989). **Family:** Wife - Laura; Children - Roseann, Cosmo and Sofia.






RYAN HERMAN

SENIOR FOOTBALL STRATEGY AND COMPLIANCE ADVISOR

17TH YEAR IN THE NFL

1ST YEAR WITH THE CHIEFS



HERMAN'S FOOTBALL CAREER

2024	Kansas City Chiefs	Sr. FB Strat. & Compliance Adv.
2017-23	New Orleans Saints	Head of FB Research & Strat.
2017	Atlanta Falcons	FB Operations Consultant
2010-16	Miami Dolphins	Director of Football Admin. ('14-16) Manager of Football Admin. ('12-14) Coordinator of Football Admin. ('10-12)
2006-07	NFL Management Council	Law Clerk

Ryan Herman enters his first year in Kansas City's player personnel department as the Senior Football Strategy and Compliance Advisor in 2024 and embarks on his 17th season in the NFL.

Prior to joining Kansas City, Herman served as the Head of Football Research and Strategy for the New Orleans Saints for

seven seasons (2017-23). In 2017, Herman accepted the role of Football Operations Consultant with the Atlanta Falcons and spent one year with the club.

Herman was a part of the Miami Dolphins staff for eight NFL seasons serving in various roles, including Director of Football Administration (2014-17), Manager of Football Administration (2012-14), and Coordinator of Football Administration (2010-12).

Herman began his NFL career as a Law Clerk with the National Football League Management Council (2006-07).

A Northport, N.Y., native, Herman earned his bachelors degree in Industrial and Labor Relations at Cornell University and his juris doctor (J.D) degree at Hofstra University School of Law.

Education: Hofstra University School of Law (2007) and Cornell University (2004). **Family:** Wife - Mindy; Son - Connor.





DAVID HINSON

CO-DIRECTOR OF COLLEGE SCOUTING

25TH YEAR IN THE NFL

8TH YEAR WITH THE CHIEFS



HINSON'S FOOTBALL CAREER

1995-98 University at Buffalo	Tailback
2002-04 Buffalo Bills	BLESTO Scout
2005-08 New Orleans Saints	Area Scout
2009-12 Cleveland Browns	Area Scout
2013-14 New York Jets	Area Scout
2015-16 Philadelphia Eagles	Area Scout
2017-24 Kansas City Chiefs	Area Scout ('17-20) Senior College Scouting Executive ('21) Co-Director of College Scouting ('22-24)

David Hinson enters his eighth season in the Kansas City Chiefs personnel department in 2024 and is in his third season as Co-Director of College Scouting after being named to the position in 2022.

In Hinson's current role, he oversees the team's college scouting efforts, identifying and evaluating potential draft prospects for the personnel department. Before being named to his current role, he spent one season (2021) as a Senior College Scouting Executive and four seasons (2017-20) as the Southeast

Area Scout with the Chiefs.

Hinson served as the Midwest Area Scout for the Philadelphia Eagles for two seasons (2015-16) before joining the Chiefs.

Prior to joining the Eagles, Hinson served as a college Area Scout with the New York Jets (2013-14), the Cleveland Browns (2009-12) and the New Orleans Saints (2005-08). Hinson joined the Saints after three years with the Buffalo Bills, where he had been the team's scout for the BLESTO (Bears Lions Eagles Steelers Talent Organization) scouting service from 2002-04, and he was previously in the team's player personnel department before being promoted.

A native of Jamestown, N.Y., Hinson played tailback for the University at Buffalo while earning a degree in business management in 1999. He was a standout prep running back at Jamestown High School, where he was an all-state athlete and was selected as the New York Player of the Year in 1994.

Education: University of Buffalo (1999). **Family:** Wife - Lindsey; Daughter - Aza.





TERRY DELP

SENIOR COLLEGE SCOUTING EXECUTIVE

24TH YEAR IN THE NFL

24TH YEAR WITH THE CHIEFS



DELP'S FOOTBALL CAREER

2001-24 Kansas City Chiefs	Personnel Intern ('01)
	Scouting Admin./Football Ops ('02-05)
	Area Scout ('06-20)
	Senior College Scouting Executive ('21-24)

Terry Delp enters his 24th year with the Kansas City Chiefs and fourth as a Senior College Scouting Executive in 2024. Previously, he spent 15 seasons as an Area Scout for the club, most recently scouting the Midlands. He continues to scout throughout the Midwest as part of his new role.

Prior to being named one of the club's area scouts in 2006, he served as Scouting Administrator/Football Operations for the Chiefs for four seasons. In that role, he evaluated talent at local

colleges, assisted in the department's preparation for the NFL Draft and helped maintain the team's college scouting database. Delp also handled a number of operational duties for the club, including working with the team's football budget.

Delp originally joined the Chiefs as an intern in the personnel department following his graduation from the University of Kansas in 2001.

A graduate of Great Bend High School in Great Bend, Kan., Delp was an all-area selection as both a cornerback and wide receiver on the football squad. He also lettered in basketball, baseball and tennis.

Education: University of Kansas (B.S. 2001). **Family:** Wife - Jennifer; Children - Carson and Lilly.





GREG CASTILLO

WESTERN REGIONAL SCOUT

10TH YEAR IN THE NFL

7TH YEAR WITH THE CHIEFS



CASTILLO'S FOOTBALL CAREER

2008-12 University of Iowa	Defensive Back
2015-17 New Orleans Saints	Scouting Intern ('15-16) Scouting Intern ('17)
2018-24 KC Chiefs	College Scouting Coord. ('18-20) College Scouting Coord. / Area Scout ('21) Regional Scout ('22-24)

Greg Castillo enters his seventh season with the Kansas City Chiefs in 2024. He was elevated to a Regional Scout in 2022 after serving as the club's College Scouting Coordinator/Area Scout in 2021. Prior to 2021, Castillo spent three seasons as the Chiefs College Scouting Coordinator (2018-20).

In his current role as a Regional Scout, Castillo is responsible for all collegiate prospects' valuations and evaluations for the NFL Draft within the western region of the United States.

In his former College Scouting Coordinator role, Castillo assisted in all aspects of college scouting and the NFL Draft. Castillo also scouted the West region in 2021 and Northeast region for three seasons (2018-2020).

Prior to joining the Kansas City Chiefs, Castillo earned his Juris Doctor Degree (J.D.) from Tulane University Law School (2017), where he also received a Sports Law Certificate. Castillo broke

into the National Football League in 2015, starting as a scouting intern for the New Orleans Saints (2015-2016) before being promoted to a scouting assistant for one season (2017).

Throughout his law school tenure, Castillo was a law clerk at the law firm of Evan F. Trestman. Additionally, Castillo held an externship with the Hon. Ivan L.R. Lemelle at the Eastern District of Louisiana and an internship with the Hon. Terri F. Love at the Louisiana Fourth Circuit Court of Appeal.

After playing defensive back for the University of Iowa (2008-12), Castillo entered the NFL ranks as a college free agent, signing with the Kansas City Chiefs in 2013. Prior to his brief stint with the Chiefs, Castillo graduated from the University of Iowa's Tippie College of Business with a Bachelor of Business Administration degree. While at Iowa, he was a four-year letter winner as a defensive back and a member of the leadership committee for four seasons.

Castillo is licensed to practice law in Missouri. He is a member of the Missouri Bar Association. His father, Juan Castillo, has been an NFL assistant coach for more than 20 years.

Education: Tulane University (J.D. 2017), University of Iowa (B.A. 2012). **Family:** Wife - Danielle; Son - Liam.





JASON LAMB

SOUTHWEST REGIONAL SCOUT

12TH YEAR IN THE NFL

10TH YEAR WITH THE CHIEFS



LAMB'S FOOTBALL CAREER

2005-08 Baylor University	Defensive End
2013 Green Bay Packers	Player Personnel Intern
2014 Houston Texans	Pro Personnel Asst.
2015-24 KC Chiefs	Midwest NFS Area Scout ('15-17) College & Pro Scout ('18-20) Area Scout ('21) Regional Scout ('22-24)

Jason Lamb enters his 10th season in Kansas City's player personnel department in 2024 and embarks on his third season as a Regional Scout after taking on the roll in 2022.

Prior to taking on the Regional Scout title, he was an Area Scout in 2021, covering the Southwest region for the club.

Before being promoted to Area Scout in 2021, Lamb spent three seasons as a College and Pro Scout (2018-20) and

three seasons as the club's Midwest NFS Area Scout (2015-17).

Prior to joining the Chiefs, Lamb spent the 2014 season as a pro personnel assistant in the Houston Texans organization. In 2013, he served as a player personnel intern during training camp for the Green Bay Packers. He originally entered the NFL ranks as a college free agent signed by the New York Jets and spent training camp with the Jets in 2010.

Between his NFL stops, the Richardson, Texas, native worked as a student research assistant, while he earned a Juris Doctor degree from the University of Houston Law Center. He earned a Bachelor of Business Administration degree from Baylor University where he played defensive end and was a two-time All-Big 12 honoree and four-time Academic All-Big 12.

Education: Baylor University (B.B.A. 2009), University of Houston Law Center (J.D. 2014).





CASSIDY KAMINSKI

NORTHEAST AREA SCOUT

8TH YEAR IN
THE NFL

8TH YEAR WITH
THE CHIEFS



KAMINSKI'S FOOTBALL CAREER

2014-16 St. Norbert College	Wide Receivers & QC
2016 Wollongong Devils	Dir. of Player Pers. & WRs
2016-18 Denmark High School	Offensive Coord. & WRs
2017-24 Kansas City Chiefs	Player Personnel Intern ('17) NFS Scout ('18-20) Area Scout ('21-24)

Cassidy Kaminski enters his eighth season with Kansas City in 2024 and his fourth year as an Area Scout after serving three seasons as the club's NFS Scout (2018-20).

Kaminski now scouts the Northeast region for Kansas City. He originally joined the club as a personnel intern during training camp in 2017.

Prior to joining the Chiefs, Kaminski served as Denmark (Wisconsin) High School's offensive coordinator and wide receivers coach from 2016-18. From 2014-18, Kaminski served as a player research and scouting evaluator and game week coaching assistant for the East-West Shrine Bowl Postseason College Football All-Star Game. In this role he scouted players for

the game, researched players year-round and served as an assistant coach to the staff during the week of the game.

From 2015-18, he served as a national scout for Ourlad Scouting Services Magazine where he scouted and evaluated film and wrote for the magazine and scouting service. In 2016, Kaminski was the director of player personnel and wide receivers coach for the Wollongong Devils professional football team of the NGL league in Wollongong, New South Wales, Australia. From 2014-16, he served as St. Norbert College's quality control coach and wide receivers coach in Green Bay, Wis., where he aided in leading the team to a conference championship in 2015 and a berth to the NCAA Division III playoffs.

The Green Bay, Wis., native attended Green Bay East High School where he was a three-sport athlete playing football, basketball and track. Kaminski earned Top 10 recognition for an all-century team of players who played in the 100-year-old rivalry against Green Bay West High School, with players including Curly Lambeau, Jim Crowley and Jerry Tagge.

Education: UW-Eau Claire (B.A. 2009). **Family:** Son - Zane.





WILL CHRISTOPHERSON

MID-ATLANTIC AREA SCOUT

3RD YEAR IN THE NFL

3RD YEAR WITH THE CHIEFS



CHRISTOPHERSON'S FOOTBALL CAREER

2008-10 Rochester Comm. & Tech. Coll.	Running Back
2010 Rochester Comm. & Tech. Coll.	Running Backs
2011-13 St. Mary's H.S. (Stockton, CA)	Running Backs
2014-15 University of Minnesota	Recruiting Assistant
2016 University of Alabama	Scouting Specialist
2017-18 N.C. State	Asst. Dir. of Player Personnel
2019-21 Univ. of Maryland	Dir. of Player Personnel Ops.
2022-24 Kansas City Chiefs	NFS Scout

Will Christopherson enters his third season with the Kansas City Chiefs and his first as a Mid-Atlantic Area Scout in 2024.

Christopherson arrived in Kansas City after serving as the Director of Player Personnel Operations for the University of Maryland Terrapins for three seasons (2019-21) after serving as the Assistant Director of Player Personnel at North Carolina State for two seasons (2017-18).

In 2016, he joined Nick Saban's staff at the University of Alabama where he spent one season as a Scouting Specialist. The

Crimson Tide finished with the nation's top recruiting class according to most media outlets and ended the season as the runner-up in the College Football Playoff National Championship.

Prior to his time in Tuscaloosa, Christopherson began his collegiate career as Recruiting Assistant at the University of Minnesota from 2014-15 while he completed his communications degree. Overall, Christopherson's recruiting classes produced 27 draft picks, including 10 first-round picks.

Christopherson's football career began in Lufkin, Texas. He signed at Southern Arkansas University after playing two seasons at Rochester Community and Technical College in Rochester, Minnesota. After a career ending injury, he turned to coaching. He led the running backs at St. Mary's High School in Stockton, California, and at RCTC in Rochester, Minnesota, before joining the University of Minnesota recruiting department.

Education: University of Minnesota-Crookston (2015).

Family: Wife - Danielle; Son - Beau.





JALEN MYRICK

COLLEGE AND PRO SCOUT

5TH YEAR IN THE NFL

5TH YEAR WITH THE CHIEFS



MYRICK'S FOOTBALL CAREER

2015-18	John Carroll University	Linebacker
2019	Reese's Senior Bowl	Game Week Intern
2019-24	Kansas City Chiefs	Scouting Intern ('19) Player Personnel Assistant ('20) Pro Scout ('21) College and Pro Scout ('22-24)

Jalen Myrick enters his fifth season as a full-time member of Kansas City's personnel staff in 2024 and is in his fourth year holding the title of Pro Scout. He spent the 2020 season as a Player Personnel Assistant after serving as the club's scouting intern in 2019.

Myrick's primary college scouting region is the Great Plains where he focuses on identifying and assessing prospects for the Chiefs roster throughout the season. He also aids in the free agency process by writing up potential fits for the roster and

assessing their value to the team. He leads weekly personnel meetings with the coaching staff regarding upcoming opponents prior to their game week preparation. In addition, he oversees daily transactions, injuries and news throughout the league and writes reports on various professional and college prospects throughout the season.

Prior to joining the Chiefs, Myrick served as a game-week intern during the 2019 Reese's Senior Bowl and a marketing and events intern with the Indianapolis Colts for the 2018 season.

The Kansas City native played four years (2015-18) at linebacker for John Carroll University. During his time at John Carroll, he also worked in the Sports Information Department as a staff writer.

Education: John Carroll University (B.S. 2019), University of Kansas (M.S.E. 2021).





KUNAL TANNA

**PRO SCOUT/
ASSISTANT TO THE GM**

8TH YEAR IN
THE NFL

8TH YEAR WITH
THE CHIEFS



TANNA'S FOOTBALL CAREER

2015-17	University of Georgia	Player Pers. and Coaches Asst.
2017-24	Kansas City Chiefs	HR Intern ('17)
			Football Support Liaison ('17-19)
			Player Personnel Assistant ('20-21)
			Assistant to the General Manager ('22-23)
			Pro Scout/Asst. to the General Manager ('24)

Kunal Tanna enters his eighth year in Kansas City and added Pro Scout to his title in 2024 after serving three seasons as the Assistant to General Manager Brett Veach (2022-24).

Prior to being promoted to his current role, he spent two

seasons (2020-21) as a Player Personnel Assistant. Before becoming a Player Personnel Assistant, Tanna spent the previous three seasons with the Chiefs as the club's Football Support Liaison from 2017-19, assisting the club's football operations, player personnel and coaching staffs. He originally joined the club during the 2017 offseason as a human resources intern.

Prior to joining the Chiefs, Tanna worked in the University of Georgia's player personnel from 2015-17.

Education: University of Georgia (B.A. 2016), University of Missouri Kansas City (M.B.A 2023).





ANTHONY MCGEE

PRO SCOUT

4TH YEAR IN
THE NFL

4TH YEAR WITH
THE CHIEFS

21 22 23



MCGEE'S FOOTBALL CAREER

2014-17 Emporia State University	WR/RB/KR/PR
2018-24 KC Chiefs	Player Engagement TC Intern ('18)
	Play 60 Guide ('18-19)
	Comm. Outreach Intern ('19-20)
	Player Personnel Assistant ('21-22)
	Pro Scout ('23-24)

Anthony McGee enters his fourth year with the Kansas City Chiefs and his second year as a Pro Scout for the Chiefs after spending two years as a Player Personnel Assistant.

In his current role, McGee scouts the AFC North as well as the NFC South helping to identify potential players to add to the Chiefs roster through a variety of avenues such as free agency or trade. McGee continues to also scout through the college ranks, reporting on potential draft prospects.

McGee joined the club's player personnel department in 2021 as a Player Personnel Assistant. In this role, McGee aided the department in its scouting efforts in the state of Virginia. McGee

wrote reports on potential draft picks and presented his findings to the rest of the personnel.

McGee spent a number of years in various roles with the Chiefs organization prior to joining the scouting staff, including a pyro liaison with the gameday productions department during the 2020 season; a Community Outreach Seasonal Assistant from May 2019 to April 2020; a Play 60 Youth Outreach Guide from May 2018 to May 2019; and a player engagement training camp intern in 2018.

During the 2020 season, he also served as a varsity football coaching assistant at his alma mater, Lee's Summit West High School.

The Lee's Summit, Mo., native played four years (2014-17) as a wide receiver, running back and returner at Emporia State University.

Education: Emporia State University (B.S. 2018). **Born:** Kansas City, Mo. **Family:** Son - Antonio





JACK WOLOV

ASSISTANT DIRECTOR OF FOOTBALL ADMINISTRATION

3RD YEAR IN THE NFL

3RD YEAR WITH THE CHIEFS

22 23



WOLOV'S FOOTBALL CAREER

2016-18 Miami Dolphins	TC Equipment Staff Asst. ('16) TC Football Ops. Staff Asst. ('17-18)
2019 TB Buccaneers	Football Ops. Staff Asst.
2020-21 The 33rd Team	Developer and Content Creator
2021-22 Athletes First	Salary Cap & Contracts Intern
2022-24 Kansas City Chiefs	Football Admin. Coord. ('22-23) Asst. Director of FB Admin ('24)

Jack Wolov enters his third season with the team in 2024. This season marks Wolov's first as the Assistant Director of Football Administration after being named the club's Football Administration Coordinator in June 2022, marking his first full-time position in the NFL.

In his current role, Wolov assists in managing the Chiefs salary cap, while also assisting with player contract negotiations. He works closely with the rest of the personnel department regarding player payroll and the long-term plan of the team's structure.

He joined the Chiefs after serving more than a year (2021-22) as a Salary Cap and Contracts Intern for Athletes First LLC, a full-service management firm representing players, coaches,

personnel and broadcasters. While there, he analyzed all NFL player client contracts and assisted in player presentations for draft-eligible college players.

He spent nearly two years (2020-21) as a Developer and Content Creator for The 33rd Team, a football think tank led by former NFL executives and coaches that provides news, analysis and behind-the-scenes perspective on the NFL, both on- and off-the-field.

Prior to joining The 33rd Team, Wolov spent four consecutive training camps (2016-19) working in football operations intern roles with two different NFL franchises. He was a Football Operations Staff Assistant for the Tampa Bay Buccaneers (2019), and spent three training camps with the Miami Dolphins, serving as a Football Operations Staff Assistant for two training camps (2017-18) and an Equipment Staff Assistant for one training camp (2016).

He graduated from Penn State University with a bachelor's degree in finance and a minor in business law.

Education: Penn State University (B.S. 2019). **Born:** West Chester, Penn.





MADISON APONTE

PLAYER PERSONNEL COORDINATOR

4TH YEAR IN THE NFL

4TH YEAR WITH THE CHIEFS

21 22 23



APONTE'S FOOTBALL CAREER

2021-24 Kansas City Chiefs Norma Hunt Fellowship (T.C. '21)
Player Personnel Assistant ('22-23)
Player Personnel Coordinator ('24)

Madison Aponte enters her fourth season with the Chiefs in 2024 after being hired as a Player Personnel Assistant for the Chiefs in May 2022. She enters her first season as the club's Player Personnel Coordinator. She originally served as one of the inaugural Norma Hunt Fellowship Player Personnel Interns for Kansas City during the club's 2021 training camp.

In her current role, Aponte assists the personnel staff with evaluating prospects on both the pro and college levels helping to identify talent for the team. Aponte also assists with the team's 30 visits and other draft preparation throughout the season.

In addition to her training camp internship - which focused on learning the day-to-day responsibilities of both the pro and

college scouting staffs, film evaluation, as well as team and roster building - Aponte assisted the club during the 2022 NFL Combine in Indianapolis. She helped the personnel staff during formal and informal interviews with draft prospects, Combine preparation and setup, as well as workout evaluations.

Her first experience in the NFL came in the summer of 2017 with an experienceship with the player personnel department for the Atlanta Falcons.

As a student, she spent four years with the Penn State Football program (2019-22) in various recruiting roles, assisting with contacting, planning and hosting official visits for recruits and their families, as well as coordinating and communicating with high school coaches, recruits and commits.

Aponte's mother, Dawn, has spent more than 25 years in football and currently serves as the NFL's Chief Football Administrative Officer.

Education: Penn State University (B.A. 2022).





ELLIE PERRIGO

**PLAYER PERSONNEL
ASSISTANT**

3RD YEAR IN
THE NFL

3RD YEAR WITH
THE CHIEFS

22 23



PERRIGO'S FOOTBALL CAREER

2022	Kansas City Chiefs	Arrowhead Events Seasonal Asst.
2023	Kansas City Current	Player Care Coordinator
2023-24	Kansas City Chiefs	Norma Hunt Fellow (2023) Player Personnel Assistant (2024)

Perrigo enters her third season with the Chiefs in 2024 and first season as a player personnel assistant. Perrigo served as one of the team's Norma Hunt Player Personnel Fellow during the 2023 season before being hired on full time in 2024.

As a Norma Hunt Player Personnel Fellow, Perrigo gained hands-on experience with film evaluation and team and roster building. She coordinated player evaluations throughout the season and helped prepare for the club's '30 visits' prior to the 2024 NFL Draft. Perrigo worked with both the pro and college scouting departments throughout her year as a Norma Hunt Player Personnel Fellow.

Prior to her time in the club's personnel department, Perrigo spent a year as an Arrowhead Events Seasonal Assistant in 2022. During her time as a seasonal assistant, she worked closely with the stadium tours team to coordinate and schedule group and private tours of GEHA Field at Arrowhead Stadium. Perrigo worked closely with the events staff to plan and execute internal events

such as the Chiefs Christmas Party, 101 Awards and the club's 2022 training camp.

During her time as a seasonal assistant, Perrigo began shadowing in the personnel department and at the conclusion of her year as a seasonal assistant, she spent several months with the Kansas City Current as the team's Player Care Coordinator (March-June). In her time with the Current, she worked closely with players and the front office to create synergy between the needs of the players and the demands of the club.

Perrigo first began her work with the Chiefs as a training camp operations intern, spending the summer of 2021 in St. Joseph at Missouri Western State University assisting fans and the day-to-day operation.

A graduate of University of Miami, Perrigo spent time in the Miami Athletic Office as a Facility and Event Operations intern in 2021 and has had various stints with ESPN with freelance work as a production runner (2020-22) and as a production coordinator (2022).

She graduated from University of Miami in 2022 with a bachelors degree in communications and media studies.

Education: University of Miami (2022) **Hometown:** Charlotte, N.C.





MARC RICHARDS

FOOTBALL RESEARCH ANALYST

3RD YEAR IN THE NFL

3RD YEAR WITH THE CHIEFS

22 23



RICHARDS' FOOTBALL CAREER

2021	Oklahoma City Thunder	Data Science Intern
2022-24	Kansas City Chiefs	Football Research Analyst

Marc Richards enters his third season with the Chiefs as a Football Research Analyst in 2024.

In his current position, Richards assists the Chiefs coaching and personnel staffs by developing metrics and processes for player and team performance, decision making, trade valuations, and in-game situational analysis.

Prior to arriving in Kansas City, Richards spent time with the Oklahoma City Thunder working with the Thunder's Strategic Planning Group in Basketball Operations.

In 2021, Richards took home the grand prize in the Big Data Bowl. His team used Next Gen Statistics to develop a framework for accessing individual defensive performance in coverage. Richards was also a finalist in the 2022 NFL Big Data Bowl as his team used Next Gen Statistics to explore punter's optimal aiming

location and hang time.

As he worked on a Ph.D. in Statistics at the University of Pittsburgh, Richards TA'd and taught undergraduate and graduate level courses in statistics. Advised by Dr. Lucas Mentch, his main research areas involved using classical statistical inference to understand modern machine learning algorithms as well as spatial-temporal modeling of crime such as quantifying the impact of COVID-19 on crime across US Cities. Prior to graduate school, he spent nearly four years working in the reinsurance industry helping model, assess and evaluate insurance companies' risk to natural and man-made disasters.

The Wayzata, Minn., native also has a background in hockey. On the ice, Richards played right defense at St. Olaf and was elected team captain for the 2015-16 season. Off the ice, he won the RITSAC Data Competition in 2019 and was a finalist in the Big Data Cup in 2021.

Education: St. Olaf College (B.A. 2016); Pittsburgh (M.A. 2021). **Born:** Wayzata, Minn. **Family:** Wife - Kate.



SUPPORT STAFF



FOOTBALL SUPPORT STAFF



BRIAN SHAFAR
SENIOR DIRECTOR OF TEAM SECURITY



RYAN GILBRETH
DIRECTOR OF TEAM SECURITY



ANDREW RAMIREZ
TEAM SECURITY ADMINISTRATOR



BROCK BAUMERT
DIRECTOR OF TEAM OPERATIONS



ANDREW SCHNOEBELEN
MANAGER OF TEAM OPERATIONS



RAMZEE ROBINSON
DIRECTOR OF PLAYER ENGAGEMENT



DR. MELISSA WEINSZ
PLAYER ENGAGEMENT MANAGER



RICK BURKHOLDER
VICE PRESIDENT OF SPORTS MEDICINE
AND PERFORMANCE



DAVID GLOVER
ASSISTANT ATHLETIC TRAINER



TIFFANY MORTON
ASSISTANT ATHLETIC TRAINER



JULIE FRYMYER
ASSISTANT ATHLETIC TRAINER



NICI MENSE
TEAM DIETICIAN



ALLEN WRIGHT

EQUIPMENT DIRECTOR

42ND YEAR IN
THE NFL

42ND YEAR WITH
THE CHIEFS



Allen Wright enters his 42nd season with the Chiefs and his 41st in the equipment department after joining the Chiefs in 1983 as a training camp courier. Wright joined the equipment staff in 1984 as an equipment assistant and served in that role for 27 seasons until being promoted to Head Equipment Manager in 2011. Wright was named Director of Equipment in 2016.

Wright oversees all facets of the equipment operation, ensuring each player is equipped with properly fitted and safe equipment each practice and gameday as well as oversees all logistics, purchasing and inventory for players, coaches and the football staff. Wright and his staff are responsible for preparing the sideline every game day, anticipating any and all needs of the players and coaches. Wright works closely with Head Coach Andy Reid, ensuring that the team's practices and walk-throughs run seamlessly and that the proper practice equipment is prepared prior to each time the team takes the field.

Wright has worked with Head Coach Andy Reid for his entirety of his Chiefs career (2013-current) and has worked with nine different head coaches while with the club, including former Chiefs Head Coaches Marty Schottenheimer and Dick Vermeil.

Over the past decade, Wright has ensured the team's preparedness for a historic run with six AFC Championship Games, including hosting an NFL record five-straight, and four Super Bowl appearances in five years with three rings (LIV, LVII and LVIII). In Wright's tenure, he has led the equipment operation for seven international games, taking the team's equipment operations to four different countries and managing the logistics of equipment needs through each trip.

Wright also oversees the team's move each summer to training camp. For the past 14 seasons, Wright has moved the team's equipment needs to Missouri Western State in St. Joseph, Mo. for the team's training camp securing everything the team could need for the month they are away at camp. Wright also

helped in the efforts of moving the team to William Jewell College (1983-90) and the University of Wisconsin - River Falls (1991-2009) for camp each summer.

A key component to the success of his department is his dedication to safety. Wright became the first NFL equipment manager to take and pass the AEMA Certification Test, despite being eligible to be grandfathered in, noting the importance of all equipment managers passing the certification. Wright went on to conduct two workshops at the Annual AEMA Equipment Managers Convention on the fitting of helmets and shoulder pads.

Wright earned NFL's Equipment Manager of the Year in 2018 while working his fourth-straight Pro Bowl and was runner-up for the award in 2014. In 2017, Wright was awarded the Innovation in Safety Award by the Maxwell Football Club and co-sponsor, VICIS, a developer of high-tech football helmets. Wright's rigorous and detail-oriented helmet fitting protocol, which aims to optimize the fit of every player's helmet prior to every week's game, earned him the honor. Wright was also named Equipment Manager of the Year from New Era in 2015. In Wright's career, he has worked four Senior Bowls (1990-91, 1997 and 2000) and five Pro Bowls (1993, 2014-17).

Off the field, Wright has emphasized giving back to the community. He has served on the board of directors for Kansas City's FOX 4 Love Fund and has been heavily involved with Mother's Refuge, an organization that supports local teenage mothers with housing, clothing and other necessities. Wright also lends his expertise to the community, helping Blue Spring Athletic Association Little League Football with their equipment fittings.

The Sugar Creek, Mo., native is a graduate of Longview College and William Crisman High School in Independence, Mo.

Education: Longview College. **Family:** Wife - Lisa; Children - Andrew.



CALE KIRBY
ASSISTANT EQUIPMENT MANAGER



HOLT MCKENNEY
ASSISTANT EQUIPMENT MANAGER



CHRIS SHROPSHIRE
ASSISTANT EQUIPMENT MANAGER



JAY WHITE
ASSISTANT EQUIPMENT MANAGER



NIKO BARBER
EQUIPMENT ASSISTANT



LOGAN LOVE
EQUIPMENT ASSISTANT




PAT BRAZIL

DIRECTOR OF VIDEO OPERATIONS

34TH YEAR IN THE NFL

19TH YEAR WITH THE CHIEFS



Pat Brazil enters his 19th season with the Kansas City Chiefs in 2024 as the club's Director of Video Operations. This year will mark Brazil's 34th season in the National Football League.

Brazil and his staff are responsible for videotaping and editing all the Chiefs games and practices. His team also works closely with the coaching staff to help breakdown opponents' tendencies by creating game film "cut-ups" and reports each week. The video department is also tasked with maintaining a vast digital archive of NFL and college game footage. Brazil's department also manages the club's mobile digital playbook and video solution across multiple electronic platforms for players, coaches and scouts.

For the past 11 seasons, Brazil has served as a member of the NFL's Video Directors Committee. This committee of Video

Directors works closely with NFL Football Operations, NFL Information Technology and other League departments to help devise and implement the latest in gameday technology.

In addition, Brazil currently serves on the first-ever six-person committee of current and former NFL video directors who select luminaries in their profession for the "Awards of Excellence". This committee just completed its second year of selecting inductees who annually get recognized by the Pro Football Hall of Fame in Canton, Ohio.

Brazil started his NFL journey working as a Chiefs video assistant for five years from 1986 to 1990. In 1991, Brazil joined the Tampa Bay Buccaneers for 15 seasons as Assistant Video Director, prior to becoming the Chiefs Director of Video Operations in 2006.

Family: Wife - Dana; Sons - Jason and Connor.



KEN RADINO
ASSISTANT VIDEO DIRECTOR



JOSH SCHMIDT
VIDEO ASSISTANT



ERICH CORCORAN
VIDEO ASSISTANT





TRAVIS HOGAN
DIRECTOR OF TURF MANAGEMENT



TERRY LEE
LANDSCAPE AND TURF MAINTENANCE



ALEC WICKEY
LANDSCAPE AND TURF MAINTENANCE



TYLER GOSNEY
ASSISTANT HEAD TURF MANAGER

STAFF



STAFF



AHMAD ABDELNASSAR
UTILITY MAINTENANCE



BOBBY ADAMSON
SENIOR MANAGER OF PARTNERSHIP STRATEGY



CAITLYN ALLEN
COMMUNITY ACTIVATION COORDINATOR



JOHN ALLEN
UTILITY MAINTENANCE



MOLLY ANGEL
MEP & CONSTRUCTION ENGINEER



SAMANTHA ANGEL
HUMAN RESOURCES & EMPLOYEE RELATIONS MANAGER



JEREMY ARMSTRONG
NETWORK ADMINISTRATOR



JACK BAGBY
SKILLED MAINTENANCE - CARPENTER



BRENT BARNES
SOLUTIONS ARCHITECT



GARRET BARNETTE-KRUGER
BUSINESS DEVELOPMENT REPRESENTATIVE



ANDREW BELLERIVE
BUSINESS DEVELOPMENT REPRESENTATIVE



JONATHAN BIRD
UTILITY MAINTENANCE



JEFF BIRNBAUM
DIRECTOR OF PARTNERSHIP MARKETING



CALEB BISHOP
COPYWRITER



JOHN BISHOP
SKILLED MAINTENANCE - CARPENTER



DALTON BLACKWELL
BUSINESS DEVELOPMENT ACCOUNT EXECUTIVE



DREW BLAIR
BUSINESS DEVELOPMENT ACCOUNT EXECUTIVE



CAMDEN BLOWERS
COMMUNITY OUTREACH OPERATIONS ADMINISTRATIVE ASSISTANT



KAYLA BOCK
STAFF ACCOUNTANT



BREEANN BOONE
UTILITY MAINTENANCE



BRANDON BOUSEMA
LANDSCAPE & TURF MAINTENANCE



LUCAS BOYD
EDITOR, SPECIAL PROJECTS



CHRIS BOYER
UTILITY MAINTENANCE



BENJAMIN BRADLEY
UTILITY MAINTENANCE



KADEN BRANNIN
BUSINESS DEVELOPMENT ACCOUNT EXECUTIVE



MARTY BRASHEAR
SECURITY



AMANDA BRISSO
SENIOR BRAND DESIGNER



DAVID BRONSON
PREMIUM SALES MANAGER



JADE BROOKS
HUMAN RESOURCES COORDINATOR



DEXTER BROWN
UTILITY MAINTENANCE




SHERRI BROWN
ACCOUNTING ASSISTANT



TREI BROWN
UTILITY MAINTENANCE



KELSEY BROWNE
FINANCE AND BUSINESS INTELLIGENCE ANALYST



SHAUN BRUCE
UTILITY MAINTENANCE



NATHAN BRUNZIE
DIRECTOR OF DIGITAL MEDIA



REIS CARLSON
ACCOUNT COORDINATOR, PARTNERSHIP STRATEGY



JACQUELYN CARROLL
DIRECTOR OF EVENTS



CHAD CARSON
MANAGER OF TOURS AND EVENTS



CHUCK CASTELLANO
SENIOR DIRECTOR OF COMMUNITY OUTREACH




JOSIAH COBB
HVAC TECH



KRISTIN CONLON
PAYROLL DIRECTOR



GLENN CONNELLY
DIRECTOR OF PRODUCTION



GARY COOPER
PAINTER



DALE COVEY
SECURITY OFFICER



RICHARD COX
SECURITY MANAGER



SAMUEL CRUSE
PREMIUM SALES MANAGER



JACOB CUEVAS
BUSINESS DEVELOPMENT ACCOUNT EXECUTIVE



MEGHAN DAHIR
EVENT SERVICES MANAGER



JOSEPH DANIELS
SYSTEMS ADMINISTRATOR



MORGAN DANNEWITZ
SENIOR CLIENT SERVICES MANAGER



MICHAEL DAVIDSON
TEAM HISTORIAN



PETER DAVIS
STADIUM SERVICES SUPERVISOR



JOSEPH DEFREES
HVAC TECHNICIAN



EDITH DEGRAFFENREID
UTILITY MAINTENANCE



BROCK DENTI
UTILITY MAINTENANCE



ELIZABETH DEPASQUALE
CLEANING AND CONVERSION SUPERVISOR



MATT DIEMAND
PARTNERSHIP STRATEGY COORDINATOR



OLIVIA DOCES
FAN EXPERIENCE REPRESENTATIVE



BRANDON DONALDSON
DIRECTOR OF STADIUM STAFFING



AARON DZABOFF
DATA SCIENTIST



CLAIRE EARLY
DIRECTOR OF PERFORMANCE
MARKETING



DON EDMONDSON
SKILLED MAINTENANCE




ASHLEAH ENGLAND
FT UTILITY MAINTENANCE - CLUB LVL



CHUKWUDI ENWEZE
ACCOUNT COORDINATOR, PARTNERSHIP
STRATEGY




RONALD FELLERS
UTILITY MAINTENANCE



DAVID FELSEN
SPECIAL PROJECTS



BOYCE FIELDS
SKILLED TRADE ASSISTANT




DAVID FINKEMEIER
SKILLED MAINTENANCE - PLUMBER



SCOTT FLETCHER
DIRECTOR OF INFRASTRUCTURE



ERIN FLYNN
ACCOUNTS PAYABLE COORDINATOR



JASON FORESTER
NETWORK ENGINEER



JACKSON FOSTER
UTILITY MAINTENANCE



TY FOWLER
DATA SYSTEMS MANAGER



JOHN FRANIUK
PLUMBER



JOHN FRANKLIN
EVENT OPERATIONS MANAGER



BRANDEN FRASIER
ASSET MANAGER



MARK FREEMAN
SKILLED MAINTENANCE



MOLLY GARRETSON
STADIUM SERVICES COORDINATOR



TYLAR GARRETT
CLIENT SERVICES & EVENTS
COORDINATOR



JEFFREY GARRISON
BUSINESS DEVELOPMENT
REPRESENTATIVE



BRYANNE GATEWOOD
CONVERSION COORDINATOR



SAM GEHLING
DIRECTOR OF BUSINESS DEVELOPMENT



ANNA GICINTO
EVENT COORDINATOR



JORDAN GIESLER
CREATIVE DIRECTOR



TERRY GINES
SECURITY OFFICER



XOCHITL GLASER
DIRECTOR OF FAN EXPERIENCE



SEAN GLASSBURN
UTILITY MAINTENANCE



JAROD GLOVER
JUNIOR APPLICATION DEVELOPER



NICK GOUGAS
GRAPHIC DESIGNER



LAUREN GRAMLICH
HUMAN RESOURCES AND PEOPLE
ANALYTICS MANAGER



JARROD GRAVATT
STADIUM SERVICES CLEANING AND RECYCLING SUPERVISOR



MADISON GREEN
CORPORATE EVENTS ASSISTANT EVENT MANAGER



REVIS GRIGSBY
UTILITY MAINTENANCE



LUKE HAMMONTREE
DIGITAL PLATFORMS MANAGER



EMMA HARDEMAN
FAN EXPERIENCE MANAGER



COLBY HARRISON
DIRECTOR OF SAFETY AND EVENT SECURITY



JOE HELDER
DIRECTOR OF PRODUCTION, SPECIAL PROJECTS



ERIN HILLBRAND
ENVIRONMENTAL CLEANER



JOLEY HODGSON
DIGITAL CONTENT MANAGER



MITCH HOLTHUS
VOICE OF THE CHIEFS



KAITLYN HORNSBY
EXECUTIVE SUPPORT COORDINATOR



GREG HOUSER
FACILITIES ADMINISTRATION COORDINATOR



KEVIN HUTSELL
SKILLED MAINTENANCE




TONYA IDEL
SENIOR PROJECT COST COORDINATOR



JESSICA JACOBS
UTILITY MAINTENANCE



JUSTIN JOHNSON
DIRECTOR OF INFORMATION TECHNOLOGY



DONTAE JONES
UTILITY MAINTENANCE



JENNIFER JONES
SR. DIRECTOR OF BRAND STRATEGY & FAN DEVELOPMENT



WILLIAM JONES
UTILITY MAINTENANCE



YANCEY JONES
DIRECTOR OF PARTNERSHIP DEVELOPMENT



BLAKE JORDAN
SECURITY OPERATIONS COORDINATOR



STEPHANIE JUDAH
SENIOR DIRECTOR OF ENTERTAINMENT TEAMS



DAVID KELSEY
PRODUCER



KATIE KEMMERER
DIRECTOR OF BUSINESS OPERATIONS



SARAH KETTERING
FAN EXPERIENCE SPECIALIST - ACCESSIBILITY, DIVERSITY AND INCLUSION



SY KIM
FOOTBALL SOLUTIONS MANAGER



DONALD KINCAID
UTILITY MAINTENANCE



PATRICK KLEPPER
SECURITY OFFICER



KIMBERLY KRUSE
DIRECTOR OF EVENT SALES



TRISTIN KUHN
PERFORMANCE MARKETING MANAGER



QUINTIN LASH
MARKETING ANALYST



SHERRIL LATHROP
DIRECTOR OF ACCOUNTING



JULIE LAWLESS
UTILITY MAINTENANCE



CAAN LEE
SECURITY OFFICER



DANIEL LUKSA
SENIOR PRODUCER



KINZIE LUTHRINGER
EVENT SALES ASSOCIATE



ATIPAISHE MABONGA
INFLUENCER & CULTURE MANAGER



ANDREA MARIN
ENTERTAINMENT TEAMS COORDINATOR



ALEX MARTIN
HUNT FAMILY OPERATIONS MANAGER



PATRICK MARTIN
IT SERVICE DESK TECHNICIAN III



DEVIN MASEK
BUSINESS DEVELOPMENT REPRESENTATIVE



COSBY MAST
SECURITY OFFICER



ANTHONY MATTHIES
VICE PRESIDENT OF PREMIUM SALES



JACQUELINE MCMAHON
ASSISTANT MANAGER OF SPECIAL EVENTS



MATT MCMULLEN
SENIOR TEAM REPORTER



MEGAN MCMULLEN
DIRECTOR OF CLIENT SERVICES



DAN MEERS
KC WOLF



LISA MEHRER
SENIOR PAYROLL AND ACCOUNTING COORDINATOR



CORBIN MEIER
PRODUCER



JOHN MEISSNER
BUSINESS DEVELOPMENT ACCOUNT EXECUTIVE



ALEX MERRY
DIRECTOR OF SOCIAL MEDIA



JAMIL MILLER
UTILITY MAINTENANCE



SAMUEL MINNICK
BUSINESS DEVELOPMENT REPRESENTATIVE



PAT MITCHELL
PROJECT DIRECTOR MEP & CONSTRUCTION



MATTHEW MONTGOMERY
SENIOR BUSINESS DEVELOPMENT ACCOUNT EXECUTIVE



LUCY MOONEY
SENIOR MANAGER OF PARTNERSHIP STRATEGY



DREW MORRIS
SENIOR DIGITAL DESIGNER



MARK NACPIL
DIRECTOR OF TICKET OPERATIONS



ALEC NICHOLS
ASSISTANT ATHLETIC TRAINER



ZACH NIZOLEK
DIRECTOR OF PARTNERSHIP STRATEGY



MADDIE O'BRIEN
ENVIRONMENTAL CLEANER



CHRISTOPHER OLDENBURG
BUSINESS DEVELOPMENT ACCOUNT EXECUTIVE



ALYSSA OSHEIM
BRAND MARKETING COORDINATOR



DOUG PALMER
SECURITY OPERATIONS COORDINATOR



EMILY PEED
CORPORATE EVENTS MANAGER



CAITLIN PETIT
DIRECTOR OF EVENT SERVICES



GELSOMINA PICARIELLO
DIRECTOR OF PROGRAMMING AND PROJECT MANAGEMENT




ALAYNA POWELL
CLUB LEVEL AND CLEANING COORDINATOR



BRIANNA RENO
STAFF ACCOUNTANT



ELYSE RICIGLIANO
SALES & MARKETING PRODUCER



STEPHEN ROWE
SKILLED MAINTENANCE ELECTRICIAN



EMILY ROWLAND
PARTNERSHIP STRATEGY MANAGER



TONY RUSH
ENVIRONMENTAL CLEANER



KIM RUTTER
SENIOR ACCOUNTS PAYABLE COORDINATOR



BRADLEE RYUN
SKILLED MAINTENANCE - CARPENTER



STEVE SANDERS
DIRECTOR OF PHOTOGRAPHY



MIKAYLA SCHMIDT
PHOTOGRAPHY COORDINATOR & ARCHIVIST



MAX SCHROEDER
SOCIAL PRODUCER



MATT SCHULTE
ACCOUNTING MANAGER




ANDREW SCHUTTE
SENIOR DATA SCIENTIST



JEREMY SCHUTTE
LEGENDS & ALUMNI RELATIONS MANAGER



JACK SCOTT
BUSINESS DEVELOPMENT REPRESENTATIVE



ANTHONY SHELTON
SKILLED TRADE ASSISTANT



ROSETTA SHINAULT
SECURITY OFFICER



ERIC SHORT
PREMIUM SALES MANAGER



ISHMAEL SHUMATE
PHILANTHROPY AND COMMUNITY PROGRAMMING MANAGER



SHEILA SICKAU
YOUTH MARKETING MANAGER



CARLY SILVERSTEIN
ASSISTANT TEAM CLINICIAN



DOUGLAS SIMS
SECURITY OPERATIONS COORDINATOR



BRIAN SLOAN
UTILITY MAINTENANCE



CYNDI SLOAN
RECEPTIONIST



SCOTT SMITH
ELECTRICIAN



MARC SPARKS
SKILLED MAINTENANCE - ELECTRICIAN



RANDY SPEARMAN
SECURITY



CHRIS STATHOPOULOS
DIRECTOR OF PARTNERSHIP
DEVELOPMENT



CALEB SUMMERS
IT SERVICE DESK TECHNICIAN II



REBECCA SWANK
DIRECTOR OF FINANCE AND BUSINESS
INTELLIGENCE



CHRIS SWATZELL
INFORMATION SECURITY ANALYST



KELSEY TEHAN
SOCIAL MEDIA COORDINATOR



MEGAN THIELEMIER
EVENT SECURITY COORDINATOR



RYAN THOMSEN
TECHNICAL PROJECT MANAGER



GABY TIMMEN
SOCIAL MEDIA MANAGER



ANNA TOBKIN
LEAD PRODUCER




GREG TONGE
SENIOR SOCIAL PRODUCER



JAMES TUCKER
SECURITY OFFICER



ABIGAIL TURLEY
ENVIRONMENTAL CLEANER



**JENNIFER
VANSPARRENTAK**
DIRECTOR OF EVENT OPERATIONS



DANE VANWHY
MANAGER OF PRODUCTION



SHANE VITTEINGL
SKILLED TRADE ASSISTANT



DONALD WARD
SECURITY



MICHAEL WATERS
BUSINESS DEVELOPMENT ACCOUNT
EXECUTIVE



STEVE WEISSMAN
SECURITY



DRAKE WELLS
STADIUM SERVICES CLEANING AND
RECYCLING COORDINATOR



JEFF WHITE
DATA SCIENCE MANAGER



KURT WHITLOW
DIRECTOR OF TICKET SALES



NATHAN WHITTAKER
UTILITY MAINTENANCE



MARK WILLIAMS
DIRECTOR OF SOLUTIONS DELIVERY



GARRETT WITTMAIER
STADIUM SITE MANAGER



BRANDON WOLFE
IT SERVICE DESK TECHNICIAN I



AUSTIN WOOD
PRODUCER



TIMOTHY WOURMS
SECURITY OFFICER



ANTHONY WRIGHT
SECURITY OFFICER



BRADLEY YOUNG
SENIOR DIRECTOR OF LIVE AND GAME
DAY PRODUCTION



LORI YOUNG
TICKET OPERATIONS COORDINATOR



2024 CHIEFS TRAINING CAMP



The Kansas City Chiefs returned to Missouri Western State University in St. Joseph, Missouri, for the 14th time to host 2024 Chiefs Training Camp presented by Mosaic Life Care. With the exception of a one-year hiatus caused by the coronavirus pandemic in 2020, the Chiefs have hosted training camp in St. Joseph every year since 2010.

In February 2020, the Chiefs and MWSU reached a three-year agreement to keep St. Joseph the summer home of the Chiefs through the 2022 season, and in March 2023, the parties exercised the agreement's two-year option to stay through 2024. As part of the agreement, Missouri Western made a number of updates to better serve Chiefs fans, the club, the community and Missouri Western students. Most notably, this included the development of a new seating area on the north end of the existing practice fields.



This, along with other improvements, were completed through a collaboration with the city of St. Joseph and Buchanan County. In addition, the university renovated Scanlon Hall in order to provide a better experience for Chiefs players, coaches and staff who use that dorm throughout the duration of training camp.

"We are thrilled to announce that we will return to Missouri Western State University and the St. Joseph community for another two years...We look forward to starting our 2023 season at Missouri Western again this summer," Chiefs President Mark Donovan said at the time of the announcement.

St. Joseph and Missouri Western are located approximately an hour north of GEHA Field at Arrowhead Stadium and roughly 35 minutes north of Kansas City International Airport. The community of 72,000 and Missouri Western have embraced the Chiefs since camp returned to the Show-Me State in 2010.

The Chiefs enjoy a number of amenities at the climate-controlled Griffon Indoor Complex, including state-of-the-art locker rooms, training rooms, meeting rooms, weight room facilities and a 120-yard indoor field. In addition to the indoor practice area, two 120-yard regulation NFL grass fields have been installed. The team also has access to the artificial surface of Craig Field at Spratt Memorial Stadium. Blum Union houses the team's dining hall and serves as the club's media headquarters.

The Missouri Development Finance Board approved a \$25 million tax credit in June of 2009 to help bring Chiefs Training Camp back to Missouri. Through the Hunt family's additional contributions to the GEHA Field at Arrowhead Stadium renovation project, the family and the Chiefs organization made a \$10 million investment toward the Griffon Indoor Complex at Missouri Western.



TRAINING CAMP SITES

HOST

New Mexico Military Institute
 Southern Methodist University
 William Jewell College
 University of Wisconsin - River Falls
Missouri Western State University
 The University of Kansas Health System Training Complex

LOCATION

Roswell, New Mexico
 Dallas, Texas
 Liberty, Missouri
 River Falls, Wisconsin
St. Joseph, Missouri
 Kansas City, Missouri

YEARS

1960
 1961-62
 1963-90
 1991-09
2010-19; 2021-24
 2020





Chiefs All-Pro QB Trent Green and NFL Network's Ari Wolfe are joined by NFL Network's Kimmi Chex and Chiefs Senior Team Reporter Matt McMullen as they headline the Chiefs Television Network preseason broadcasts. Chiefs 2024 preseason television broadcasts can be found on KSHB, the Home of the Chiefs and KMCI. Chiefs preseason broadcasts will be seen in 15 different markets across seven states and two international markets. Produced by the award-winning Chiefs in-house production team, 65 Toss Power Trap Productions, and aired by KSHB and KMCI in Kansas City, all preseason games will be available in high definition. All games will be streamed live on Chiefs.com and through the Chiefs Mobile app in-market only.

Green will serve as a color commentator, Wolfe will handle play-by-play and Chex will serve as a sideline analyst alongside McMullen.

Trent Green joined CBS Sports as a game analyst for CBS Television Network's coverage of THE NFL ON CBS in April 2014. Green concluded his 16-year NFL playing career in 2008 and launched his broadcasting career with FOX Sports in 2009. In six seasons with Kansas City (2001-06), Green established then-franchise career records for passer rating (87.3), completion percentage (61.9) and 300-yard games (24). A two-time winner of the Derrick Thomas Award as Kansas City's MVP (2003-04), Green threw for 21,459 yards and 118 TDs in a Chiefs uniform.

Ari Wolfe calls events for ESPN, Stadium Network, Tennis Channel, Pac-12 Network and NBC Sports. Additionally, he served as an anchor and reporter for NFL Network from 2009-2021. Wolfe is a two-time NBC Sports Olympic broadcaster and a two-time Emmy award winner for his work in college sports. Beginning in 2019, Wolfe became the play-by-play announcer for the Kansas City Chiefs preseason games, working alongside Trent Green. He previously called preseason games for the Philadelphia Eagles in 2005 and for the Minnesota Vikings from 2007-2011. For the 2014 NFL preseason, Wolfe called games with Kurt Warner for NFL Network broadcasts. His work in the NFL began in 2003, where he served as a sideline reporter for Fox Sports for three seasons.

Kimmi Chex is entering her third season on the club's preseason broadcast team in 2024. An on-air personality for NFL Media, Chex can be seen across multiple NFL platforms as a regular contributor and host for various shows and projects. Her work has focused extensively on fantasy football as well as entertainment coverage of NFL events, such as the Super Bowl, Pro Bowl and the NFL Draft. A Kansas City, Missouri, native, she originally joined the NFL as part of the league's junior rotational program, working in both the league's New York and Los Angeles offices as a business analyst after graduating from the University of Iowa with a degree in journalism and mass communication.

Matt McMullen joined the Chiefs in 2017 as an in-house reporter with a multimedia focus, contributing as a written, video and social content producer in addition to serving as an on-camera host and commentator. McMullen has assisted behind-the-scenes with the Chiefs preseason productions over the years and 2024 will mark his fourth season as a sideline reporter for the broadcast.



65 TOSS POWER TRAP PRODUCTIONS



Ari Wolfe
Play-by-Play



Trent Green
Color Commentator



Kimmi Chex
Sideline Analyst



Matt McMullen
Sideline Reporter

CHIEFS PRESEASON TV AFFILIATES

KMCI & KSHB	Kansas City, Mo., Kansas City, Kan.
KMOV & MMOV	St. Louis, Mo.
KDSM	Des Moines, Iowa
KJRH & KTPX	Tulsa, Okla.
KWCH	Wichita, Kan., Hutchinson, Kan.
KNWA & KFTA	Ft. Smith, Ark., Fayetteville, Ark., Springdale, Ark., Rogers, Ark.
KMIZ/KQFX	Columbia, Mo., Jefferson City, Mo.
KODE	Joplin, Mo., Pittsburg, Kan.
KQTV	St. Joseph, Mo.
KMTV	Omaha, Neb.
KOZL	Springfield, Mo.
WIBW & EIBW	Topeka, Kan.
KGMB & KFVE	Honolulu, Hawaii
FOX SPORTS MEXICO	Mexico
DAZN NFL GAMEPASS	Germany





The Chiefs Radio Network is one of the largest and highest rated in the National Football League, boasting more than 100 affiliates throughout 14 states. Anchored by the flagship station, 106.5 The Wolf (WDAF-FM), the Chiefs Radio Network will broadcast all 2024 Chiefs preseason, regular season and playoff games live.

One of the Midwest's most recognizable radio and television personalities, Mitch Holthus handles the play-by-play duties for the 30th-straight year, giving him more years of service than any other "Voice of the Chiefs" in team history. Entering 2024, Holthus has called a franchise-record 513 regular and postseason contests for Kansas City.

Holthus is a past president of the National Sportscasters and Sportswriters Association, an eight-time winner of the Kansas Sportscaster of the Year Award, a winner of the Missouri Sportscaster of the Year Award, was named the 2024 Kansan of the Year by the Kansas Society of Washington, D.C. and has been inducted into both the Kansas Association of Broadcasters Hall of Fame (2008) and the Missouri Broadcasters Association Hall of Fame (2022). The Smith Center, Kansas, native also served as the voice of Kansas State athletics for 14 years from 1983-96. In addition to his Chiefs duties, he began his duties as the lead TV play-by-play broadcaster for FOX Sports coverage of the Missouri Valley Conference in 1995. In 2008, Holthus added TV play-by-play coverage of Big 12 basketball to his resume and continued to broadcast select Missouri Valley basketball contests.



Chiefs Chairman and CEO Clark Hunt celebrates Holthus' 500th career game, called on Oct. 12, 2023 as the Chiefs take on the Broncos at Empower Field at Mile High Stadium.

Former Chiefs wide receiver and current Ambassador Danan Hughes enters his fifth campaign as the network's color commentator alongside Holthus in the booth in 2024. Hughes has been broadcasting football and baseball as part of the Big Ten Network since 2008, as well as Chiefs pregame and postgame shows on local television since 2014.

Entering his fifth season as the network's sideline reporter is Josh Klingler, a morning show host on 610 Sports Radio (KCSP-AM) who has been broadcasting collegiate athletics as a sideline reporter for the University of Kansas for more than 17 years and has been part of the local sports talk radio landscape for more than 19 years.

Dan Israel enters his 35th season serving as the Executive Producer of the Chiefs Radio Network. Israel can also be heard co-hosting pre-game and post-game segments and was inducted into the Kansas Association of Broadcaster's Hall of Fame in 2022.

"Voice of the Missouri State Bears" Art Hains enters his 16th season as anchor for the pre-game show, halftime and in-game reports. Hains' voice and talent have been an integral role in the highly rated programs since 2008. Hains was inducted to the Missouri Sports Hall of Fame in 2016 and the Missouri State University Hall of Fame in 2022.

VOICES OF THE CHIEFS

(Radio play-by-play announcers)

Charlie Jones.....	1960-62
Merle Harmon.....	1963
Tom Hedrick.....	1964-70
Dick Carlson.....	1971-73
Ray Scott.....	1974-75
Al Wisk.....	1976
Tom Hopkins.....	1977
Wayne Larrivee.....	1978-84
Kevin Harlan.....	1985-93
Mitch Holthus.....	1994-24



Mitch Holthus
Voice of the Chiefs



Danan Hughes
Color Commentator



Josh Klingler
Sideline Reporter



Dan Israel
Executive Producer / Co-host



2024 CHIEFS RADIO NETWORK AFFILIATE LIST

Columbus	KRGI	FM	106.9		
Falls City	KLZA	FM	101.3		
Fremont	KFMT	FM	105.5		
Grand Island	KRGI	AM	1430		
	KRGI	FM	106.9		
Hastings	KRGI	AM	1430		
	KRGI	FM	106.9		
Holdrege	KUVR	AM	1380		
	KUVR	FM	96.9		
Kearney	KRGI	AM	1430		
	KRGI	FM	106.9		
	KUVR	AM	1380		
	KUVR	FM	96.9		
Lincoln	KFOR	AM	1240		
	KFOR	FM	101.5		
Madison	WJAG	AM	780		
	WJAG	FM	105.9		
McCook	KXXX	AM	790		
Nebraska City	KFEQ	AM	680		
	KOIL	AM	1290		
Norfolk	WJAG	AM	780		
	WJAG	FM	105.9		
North Bend	KFMT	FM	105.5		
North Platte	KUVR	AM	1380		
Omaha	KOIL	AM	1290		
Red Cloud	KRGI	FM	106.9		
	KZDY	FM	96.3		
Superior	KRGI	FM	106.9		
	KZDY	FM	96.3		
Trenton	KBDO	FM	100.3		
West Point	KFMT	FM	105.5		
York	KRGI	FM	106.9		
New Mexico					
Clayton	KGYN	AM	1210		
Oklahoma					
Alva	KRDR	FM	105.7		
Bartlesville	KGGF	AM	690		
Guymon	KGYN	AM	1210		
	KGYN	FM	106.3		
Miami	KKOW	AM	860		
Oklahoma City	KINB	FM	105.3		
Stillwater	KGGF	AM	690		
	KINB	FM	105.3		
	KNSS	AM	1330		
South Dakota					
Yankton	KYNT	AM	1450		
Tennessee					
Tiptonville	KMIS	FM	103.9		
Union City	KMIS	AM	1050		
Texas					
Abilene	KTJK	FM-HD3	101.7		
	KWKC	AM	1340		
Amarillo	KGYN	AM	1210		
	KIXZ	AM	940		
Lubbock	KKCL	FM	98.1		

TICO SPORTS - CHIEFS SPANISH FOOTBALL RADIO NETWORK

In 2024, the Tico Sports Spanish broadcast team enters its ninth season as the Spanish broadcast partner of the Kansas City Chiefs. Oscar “El Tico” Monterroso enters his ninth season as executive producer and his first full season on play-by-play. Oscar has produced and called the Tico Sports broadcasts of Super Bowl LIV, LV, LVII and LVIII. Oscar earned his bachelor’s degree in communications from Southern Nazarene University in Bethany, Oklahoma, and a master’s degree in communications from Incarnate Word University in San Antonio, Texas. Oscar is an accomplished veteran mass media journalist and owner of a multi-media production company, Tico Productions, LLC | Tico Sports.

Hannah Bassham enters her ninth season with the crew and enters her first season as the broadcast’s color commentator. Hannah covered Super Bowl LIV, LV & LVII as a sideline reporter and halftime show host, and most recently covered Super Bowl LVIII as the color commentator for the Tico Sports | Chiefs Spanish broadcast. Hannah received her undergraduate degree from Texas Christian University and her J.D. from the University of Missouri-Kansas City. She remains one of the few Spanish-speaking female reporters in professional sports.

Adan Manzano joins the broadcast for his first season as the production’s sideline reporter. Adan, originally from Toluca, Mexico, is currently a reporter for Telemundo Kansas City and previously worked for Sky Sports Mexico. He has over eight years of sports journalist experience, calling games for the NFL, MLB and NWSL. Adan received his bachelor’s degree in journalism from Kansas State University in Manhattan, Kansas.

Executive Director CiCi Rojas brings 20-plus years of corporate client cultivation and media engagement experience to the broadcast. CiCi serves on several local and national boards that positively contribute to the Kansas City region.

The Kansas City Chiefs Spanish broadcasts can be heard on the Audacy app (“Chiefs en Español”) within the Kansas City DMA and KSSA “La Ke Buena” (105.9 FM & 1470 AM) in Garden City, Kansas, and Liberal, Kansas. All games are streamed on the Chiefs Mobile app (restrictions apply), the Tico Sports website (www.tico-sports.com) and NFL+ (membership required).



2023 ROSTER





FELIX ANUDIKE-UZOMAH



DEFENSIVE END #97
KANSAS STATE

2ND YEAR IN THE NFL

2ND YEAR WITH THE CHIEFS

HEIGHT: 6'4"
WEIGHT: 255 LBS
DRAFTED: D1-23
BIRTHDAY: 1/24/02

- 📺 Anudike-Uzomah enters his second season with the Chiefs in 2024.
- 📺 Originally entered the NFL as a first-round pick (31st overall) by the Kansas City Chiefs in the 2023 NFL Draft.

Transactions:

Originally entered the NFL as a first-round pick (31st overall) by the Kansas City Chiefs in the 2023 NFL Draft.

COLLEGE

Saw time in 32 games with 27 starts for Kansas State ... Finished his Wildcat career tied for sixth in school history in career sacks (20.5), while he tied for fourth in career forced fumbles (eight) ... The second player in school history to tally three games with 3.0 or more sacks (DL Nyle Wiren) ... Left college football ranking fourth nationally and topped the Big 12 among active players in forced fumbles per game (0.25), while he was sixth nationally and topped the Big 12 in sacks per game (0.64) ... Received the following awards and honors: 2022 Lott IMPACT Trophy Finalist, 2022 Ted Hendricks Award Finalist, 2022 second-team All-American (Walter Camp, FWAA, AFCA, CBS Sports), 2022 third-team All-American (*Associated Press*), 2022 Chuck Bednarik Award Semifinalist, 2022 Rotary Lombardi Award Semifinalist, 2022 Big 12 Defensive Player of the Year (coaches, AP), 2022 Big 12 Defensive Lineman of the Year (coaches), 2022 Bronko Nagurski Trophy watch list, 2022 Lombardi Award watch list, 2021-22 first-team All-Big 12 (coaches, *Associated Press*), 2022 Lott IMPACT Trophy Player of the Week (Texas Tech), 2021 third-team All-American (Phil Steele), 2021 Big 12 co-Defensive Lineman of the Year (coaches), 2021 Honorable Mention Big 12 Def. Player of the Year (coaches), 2021 Walter Camp National Defensive Player of the Week (TCU), 2021 Bednarik Award Player of the Week (TCU), 2021 Bronko Nagurski Trophy Player of the Week (TCU), 2021 Big 12 Defensive Player of the Week (TCU), 2021 Big 12 Newcomer of the Week (Southern Illinois) and 2021 Ted Hendricks Award watch list.

PERSONAL

- 📺 Played at Lee's Summit High School under Head Coach Eric Thomas.
- 📺 Picked up first-team all-state honors a senior from the Missouri Football Coaches Association (MFCA) and the Missouri state media, while he was a second-team pick by the MFCA as a junior.
- 📺 Earned all-district honors his final three seasons from the MFCA.
- 📺 Carded 184 tackles, 55 tackles for loss and 13.0 sacks over his three-year career.
- 📺 Had 77 tackles as a junior, 20 of which went for a loss.
- 📺 Born in Kansas City, Mo.
- 📺 Son of Felix and Cynthia Uzomah.
- 📺 Has one brother, Celestine, and two sisters, Destiny and Vanessa.
- 📺 Majored in social sciences.

REGULAR SEASON COMPARISON: DEFENSIVE - JACKSONVILLE JAGUARS

DATE	OPP	W/L	GP/GS	TACKLES							INT	TFL	PD	QBH	TD	MISC	
				TOT	SOLO	ASST	SACK	YDS.	FF	FR							
9/17/23	KC @ JAX	W	P	2	1	1	0.5	1.0	0	0	0	0	0	0	1	0	
TOTALS		1/0	1/0	2	1	1	0.5	1.0	0	0	0	0	0	0	1	0	

FELIX ANUDIKE-UZOMAH'S NFL REGULAR SEASON DEFENSIVE STATISTICS

DATE	TEAM	GP	GS	TACKLES							INTERCEPTIONS					O. FUMB				ST			MISC					
				TK	S	A	TFL	YDS	SK	YDS	QBH	NO	YDS	LG	TD	PD	FF	FR	TD	YDS	TK	S	A	FF	FR	S	A	
2023	Chiefs	17	0	14	8	6	2	6	0.5	1.0	7	0	0	0	0	0	1	0	0	0	0	0	0	0	0	0	0	0
NFL TOTALS		17	0	14	8	6	2	6	0.5	1.0	7	0	0	0	0	1	0	0	0	0	0	0	0	0	0	0	0	0



FELIX ANUDIKE-UZOMAH'S NFL POSTSEASON DEFENSIVE STATISTICS

DATE	TEAM	GP	GS	TACKLES							INTERCEPTIONS					O. FUMB				ST				MISC		
				TK	S	A	TFL	YDS	SK	YDS	QBH	NO	YDS	LG	TD	PD	FF	FR	TD	YDS	TK	S	A	FF	FR	S
2023	Chiefs	1	0	1	1	0	1	4	0.0	0.0	0	0	0	0	0	0	0	0	0	0	0	0	0	0	0	0
NFL TOTALS		1	0	1	1	0	1	4	0.0	0.0	0	0	0	0	0	0	0	0	0	0	0	0	0	0	0	

SINGLE-GAME HIGHS: DEFENSIVE

Total Tackles	3 at L.A. Chargers, Jan 07, 2024 3 vs. Chicago, Sep 24, 2023 2 at Jacksonville, Sep 17, 2023 2 vs. Detroit, Sep 07, 2023 1 vs. Philadelphia, Nov 20, 2023 ...3 more at 1.	Forced Fumbles	1 at Jacksonville, Sep 17, 2023
Solo Tackles	3 at L.A. Chargers, Jan 07, 2024 2 vs. Chicago, Sep 24, 2023 2 vs. Detroit, Sep 07, 2023 1 at Jacksonville, Sep 17, 2023	Tackles For Loss	2 at L.A. Chargers, Jan 07, 2024
Sacks	0.5 at Jacksonville, Sep 17, 2023		

2023 GAME-BY-GAME REGULAR-SEASON STATISTICS (CHIEFS)

DATE	OPPONENT	P/S	TACKLES							INTERCEPTIONS					O. FUMB				ST				MISC		W/L	SCORE										
			TK	S	A	SK	YDS	TFL	YDS	QBH	NO	YDS	LG	TD	PD	FF	FR	TD	YDS	TK	S	A	FF	FR			S	A								
09/07	Lions	P	2	2	0	0.0	0.0	0	0	2	0	0	0	0	0	0	0	0	0	0	0	0	0	0	0	L	20-21									
09/17	at Jaguars	P	2	1	1	0.5	1.0	0	0	0	0	0	0	0	0	1	0	0	0	0	0	0	0	0	0	W	17-9									
09/24	Bears	P	3	2	1	0.0	0.0	0	0	0	0	0	0	0	0	0	0	0	0	0	0	0	0	0	0	W	41-10									
10/01	at Jets	P	1	0	1	0.0	0.0	0	0	1	0	0	0	0	0	0	0	0	0	0	0	0	0	0	0	W	23-20									
10/08	at Vikings	P	1	0	1	0.0	0.0	0	0	1	0	0	0	0	0	0	0	0	0	0	0	0	0	0	0	W	27-20									
10/12	Broncos	P	0	0	0	0.0	0.0	0	0	0	0	0	0	0	0	0	0	0	0	0	0	0	0	0	0	W	19-8									
10/22	Chargers	P	1	0	1	0.0	0.0	0	0	0	0	0	0	0	0	0	0	0	0	0	0	0	0	0	0	W	31-17									
10/29	at Broncos	P	0	0	0	0.0	0.0	0	0	1	0	0	0	0	0	0	0	0	0	0	0	0	0	0	0	L	9-24									
11/05	Dolphins	P	0	0	0	0.0	0.0	0	0	0	0	0	0	0	0	0	0	0	0	0	0	0	0	0	0	W	21-14									
11/20	Eagles	P	1	0	1	0.0	0.0	0	0	0	0	0	0	0	0	0	0	0	0	0	0	0	0	0	0	L	17-21									
11/26	at Raiders	P	0	0	0	0.0	0.0	0	0	1	0	0	0	0	0	0	0	0	0	0	0	0	0	0	0	W	31-17									
12/03	at Packers	P	0	0	0	0.0	0.0	0	0	0	0	0	0	0	0	0	0	0	0	0	0	0	0	0	0	L	19-27									
12/10	Bills	P	0	0	0	0.0	0.0	0	0	0	0	0	0	0	0	0	0	0	0	0	0	0	0	0	0	L	17-20									
12/17	at Patriots	P	0	0	0	0.0	0.0	0	0	1	0	0	0	0	0	0	0	0	0	0	0	0	0	0	0	W	27-17									
12/25	Raiders	P	0	0	0	0.0	0.0	0	0	0	0	0	0	0	0	0	0	0	0	0	0	0	0	0	0	L	14-20									
12/31	Bengals	P	0	0	0	0.0	0.0	0	0	0	0	0	0	0	0	0	0	0	0	0	0	0	0	0	0	W	25-17									
01/07	at Chargers	P	3	3	0	0.0	0.0	2	6	0	0	0	0	0	0	0	0	0	0	0	0	0	0	0	0	W	13-12									
2023 TOTALS		17-0	14	8	6	0.5	1.0	2	6	7	0	0	0	0	0	1	0	0	0	0	0	0	0	0	0	0	0	0	0	0	0	0	0	0	0	11-6

2023 GAME-BY-GAME POSTSEASON STATISTICS (CHIEFS)

DATE	OPPONENT	P/S	TACKLES							INTERCEPTIONS					O. FUMB				ST				MISC		W/L	SCORE										
			TK	S	A	SK	YDS	TFL	YDS	QBH	NO	YDS	LG	TD	PD	FF	FR	TD	YDS	TK	S	A	FF	FR			S	A								
01/13	Dolphins																										W	26-7								
01/21	at Bills																										W	27-24								
01/28	at Ravens																										W	17-10								
02/11	49ers	P	1	1	0	0.0	0.0	1	4	0	0	0	0	0	0	0	0	0	0	0	0	0	0	0	0	0	W	25-22+								
2023 TOTALS		1-0	1	1	0	0.0	0.0	1	4	0	0	0	0	0	0	0	0	0	0	0	0	0	0	0	0	0	0	0	0	0	0	0	0	0	0	4-0

+ - Overtime





MATT ARAIZA

PUNTER #49
SAN DIEGO STATE



1ST YEAR IN THE NFL

1ST YEAR WITH THE CHIEFS

HEIGHT: 6'1"
WEIGHT: 200 LBS
DRAFTED: FA-24
BIRTHDAY: 5/16/00

- 👁 Araiza enters his first season with the Chiefs in 2024.
- 👁 Originally entered the NFL as a sixth-round pick (180th overall) by the Buffalo Bills in 2022.

Transactions:

Signed with Kansas City (2/22/24) ... Cut by Buffalo (8/27/22) ... Originally entered the NFL as a sixth round pick (180th overall) by the Buffalo Bills in 2022.

COLLEGE

Played three years at San Diego State (2019-21), redshirted in 2018 ... In 2021, went 45/45 on his PATs and 18-for-28 on field goals ... Had three 50+ yard field goals ... Punted 79 times for 4,044 yards (51.2 avg) ... Had 39 punts of at least 50 yards and 18 of 60+ yards ... Had a net punting average of 44.22 ... Kicked off 73 times for 4,749 yards and 64.7 average ... Set the NCAA FBS record in punting average (51.2), 60-yard punts (18) and 50-yard punts (39) in a season ... In his junior year won the Ray Guy Award, awarded yearly to the most outstanding punter ... Was the first Aztec to win a major postseason award in program history ... Was named Action Network Special Teams Player of the Year ... Won Pro Football Network Best Punter ... Became SDSU's second unanimous All-American ... Was first-team All-American by Walter Camp, FWAA, Associated Press, Sporting News, AFCA, The Athletic, USA Today, ESPN, Pro Football Focus, Pro Football network, CBS Sports, College Football Focus, Bleacher Report, The Action Network and Sports Info Solutions ... Was named Mountain West Special Teams Player of the Week (Sept. 9, Sept. 27, Oct. 18, Oct. 25 and Nov. 15) ... As a sophomore (2020) played in all eight games as kicker and kick off specialist and one as punter ... Went 10-for-14 on field goal attempts and 23-for-24 in PATs ... Led the team with 53 points ... Earned honorable mention All-Mountain West honors for a second consecutive season which is voted on by the league's coaches and media ... Was named to the Lou Groza Award Watch List as nation's top placekicker ... In his freshman season (2019) he handled all kicking duties except punting in 13 games ... Was 22-for-26 on field goal attempts (long of 48 yards) ... Made all 28 PATs ... Set a school single-season record with 22 field goals ... Led the team with 94 points ... Kicked off 65 times for 4,057 yards, averaging 62.4 yards ... Was named All-Mountain West honorable mention, voted on by the league's coaches and media ... Was named second-team All-Mountain West pick by Phil Steele Magazine.

PERSONAL

- 👁 Kicked and punted for three years at Rancho Bernardo High School.
- 👁 Had a field goal long of 53 yards in high school.
- 👁 Went 37-for-48 on field goals.
- 👁 Averaged 41.7 yards per punt with a long of 71 yards.
- 👁 Played some defensive back.
- 👁 Was a MaxPreps sophomore first-team All-American and first-team California Medium Schools pick.
- 👁 Three-time All-CIF San Diego Section Kicker of the Year and two time Palomar League Kicker of the Year.
- 👁 Son of Rico and Kerry Araiza.
- 👁 Majored in interdisciplinary studies.





EMANI BAILEY

RUNNING BACK #39
TCU

ROOKIE

HEIGHT: 5'7"
WEIGHT: 202 LBS
DRAFTED: CFA-24
BIRTHDAY: 11/28/01



- 👁️ Bailey enters his first season with the Chiefs in 2024.
- 👁️ Originally entered the NFL as an undrafted free agent with the Chiefs in 2024.

Transactions: Originally entered the NFL as an undrafted free agent with the Chiefs in 2024.

COLLEGE

Played two seasons for Texas Christian (2022-23) and two seasons for Louisiana (2020-21) ... As a senior led the team with 1,209 rushing yards and eight touchdowns ... His 1,209 rushing yards were the ninth-most in a season in TCU history at the time ... In 2022, led the Big 12 with 8.1 yards per carry ... Had the fourth-most rushing yards on the roster with 250 ... In his second season with Louisiana (2021), totaled 642 rushing yards and played in 11 games ... Averaged 6.3 yards per carry ... Had a touchdown in the Sun Belt Conference Championship win over Appalachian State ... Played in five games as a freshman rushing for 60 yards on 10 carries ... Was invited to the 2024 Senior Bowl and was 2023 honorable mention All-Big 12.

PERSONAL

- 👁️ Was named to the Dallas Morning News All-Area first-team.
- 👁️ Rushed for 4,026 yards at Ryan High School with 51 touchdowns and was a three-year starter.
- 👁️ Helped lead Ryan to the 5A State Championship Game his senior year and advanced to at least the semi-finals his last three seasons in high school.





MILES BATTLE

CORNERBACK #45

UTAH

ROOKIE

HEIGHT: 6'3"
WEIGHT: 196 LBS
DRAFTED: CFA-24
BIRTHDAY: 1/4/00



- 👁️ Battle enters his first season with the Chiefs in 2024.
- 👁️ Originally entered the NFL as an undrafted free agent with the Chiefs in 2024.

Transactions: Originally entered the NFL as an undrafted free agent with the Chiefs in 2024.

COLLEGE

Played one season for Utah (2023) and played in all 13 games with two starts at cornerback ... Finished the season with 32 tackles, three passes defensed and an interception ... Played in 46 games for Ole Miss from 2018-22 ... Started in four games ... Totaled 65 tackles, 16 pass break ups, two interceptions and a fumble recovery while at Ole Miss ... Moved from wide receiver to corner half way through the 2020 season ... As a receiver for Ole Miss, had seven receptions for 60 yards ... Was named to the 2022 Reese's Senior Bowl Watch List ... Was a three-time selection for the AD Honor Roll (Ole Miss).

PERSONAL

- 👁️ Was a three-time 17-6A All-District selection and was unanimous first-team as a junior and senior.
- 👁️ Finished his high school career with 2,036 yards receiving with 30 touchdowns.
- 👁️ Had 52 catches for 761 yards and 13 touchdowns his senior year.



NICK BOLTON



LINEBACKER #32
MISSOURI

4TH YEAR IN THE NFL

4TH YEAR WITH THE CHIEFS

HEIGHT: 5'11"
WEIGHT: 237 LBS
DRAFTED: D2A-21
BIRTHDAY: 3/10/00

- Bolton enters his fourth season with the Chiefs in 2024.
- Originally entered the NFL as a second-round pick (58th overall) by the Kansas City Chiefs in the 2021 NFL Draft.

Career Highlights:

- Finished second overall league wide in total tackles made in 2022 (180) and recorded the franchise's single-season best.
- Had nine games with 10 or more tackles in 2022, marking the most 10+-tackle games in a single-season in Chiefs history.
- Against the Denver Broncos (1/8/22), Bolton scooped up a fumble and returned it 86 yards for a touchdown. The fumble return ties for the fourth-longest fumble return for a touchdown in franchise history. It marked Bolton's first-career fumble recovery and his first career defensive touchdown.
- Led the team with 112 total tackles (70 solo, 42 assisted) and 11 tackles for loss in 2021.
- Moved into fifth place for most tackles in a season (112) by a rookie player in franchise history, passing S Greg Wesley (101, 2000).

Postseason Career Highlights:

- In Super Bowl LVII in Arizona, Bolton returned a fumble 36 yards for a touchdown that tied the Chiefs 14-14 with the Eagles. Bolton had a similar play later in the game that was called back. His touchdown made him the first Missouri Tiger to score in the Super Bowl.

Honors:

- Was voted by teammates as a defensive team captain prior to the club's 2022 playoff games.
- 2021 Mack Lee Hill Award winner, voted by teammates as best rookie.
- 2021 PFWA All-Rookie Team.
- October 2021 Defensive Rookie of the Month.

Transactions:

Originally entered the NFL as a second-round pick (58th overall) by the Kansas City Chiefs in the 2021 NFL Draft.

COLLEGE

Appeared in 35 games at Mizzou over three seasons (2018-20) ... Totaled 224 tackles (147 solo), 16.0 tackles for loss, 4.0 sacks, two interceptions, 15 passes defended and one fumble recovery ... Was a two-time first-team All-SEC and second and third-team All-American ... Led Missouri in tackles in each of his last two seasons - racking up 202 total tackles since 2019 while averaging more than nine tackles per game ... During his final season at Mizzou, a ten-game season due to COVID-19, he tallied 95 tackles (61 solo), 7.5 tackles for loss, 2.0 sacks, five passes defended and his first-career fumble recovery ... In 2019, his 107 tackles were the SEC's top-mark during the regular season and only LSU's Jacob Phillips, who played in 15 games vs. Bolton's 12, finished ahead of Bolton on the SEC tackle chart (113 in 15 games) ... His 8.92 tackles per game were far-and-away the best mark in the league, beating Arkansas De'Jon Harris (8.42 per game) ... His 74 solo tackles were 15 more than any other defender in the SEC and ranked 31st nationally in tackles per game while his 74 solo tackles the fifth-most in the nation.

PERSONAL

- Was a proven leader at Frisco Lone Star, earning District MVP honors twice.
- As a senior, he was named District 13-5A Defensive MVP for the second consecutive season after totaling 130 tackles, with 16 tackles for loss and five interceptions.
- Named 2016 District 13-5A Defensive MVP after totaling 111 tackles, seven tackles for loss, three forced fumbles and one interception.
- In 2015, he totaled 81 tackles with three interceptions and 4.0 sacks.
- Named the No. 5 linebacker in the Dallas-Fort Worth area by the Dallas Morning News.
- Morning News first-team All-State at linebacker.
- Guided Frisco Lone Star to a 12-2 record with an appearance in the regional final as a senior.
- Hometown: Frisco, Texas.



NICK BOLTON'S NFL REGULAR SEASON DEFENSIVE STATISTICS

DATE	TEAM	GP	GS	TACKLES							INTERCEPTIONS					O. FUMB				ST			MISC			
				TK	S	A	TFL	YDS	SK	YDS	QBH	NO	YDS	LG	TD	PD	FF	FR	TD	YDS	TK	S	A	FF	FR	S
2021	Chiefs	16	12	112	70	42	11	11	0.0	0.0	3	0	0	0	0	3	0	1	1	86	0	0	0	0	0	0
2022	Chiefs	17	17	180	108	72	9	22	2.0	19.0	7	2	15	15	0	3	1	0	0	0	0	0	0	0	0	
2023	Chiefs	8	8	60	38	22	1	0	0.0	0.0	1	1	1	1	0	3	0	0	0	0	0	0	0	0	0	
NFL TOTALS		41	37	352	216	136	21	33	2.0	19.0	11	3	16	15	0	9	1	1	1	86	0	0	0	0	0	0

NICK BOLTON'S NFL POSTSEASON DEFENSIVE STATISTICS

DATE	TEAM	GP	GS	TACKLES							INTERCEPTIONS					O. FUMB				ST			MISC			
				TK	S	A	TFL	YDS	SK	YDS	QBH	NO	YDS	LG	TD	PD	FF	FR	TD	YDS	TK	S	A	FF	FR	S
2021	Chiefs	3	2	18	10	8	1	0	0.0	0.0	0	0	0	0	0	0	0	0	0	0	1	1	0	0	0	0
2022	Chiefs	3	3	23	15	8	0	0	0.0	0.0	0	0	0	0	0	0	2	1	36	0	0	0	0	0	0	
2023	Chiefs	4	4	40	18	22	2	3	0.0	0.0	2	0	0	0	1	0	0	0	0	0	0	0	0	0	0	
NFL TOTALS		10	9	81	43	38	3	3	0.0	0.0	2	0	0	0	1	0	2	1	36	1	1	0	0	0	0	0

SINGLE-GAME HIGHS: DEFENSIVE

Total Tackles	18 vs. Seattle, Dec 24, 2022 16 at Las Vegas, Jan 07, 2023 16 at Cincinnati, Dec 04, 2022 15 at Tennessee, Oct 24, 2021 14 at L.A. Chargers, Nov 20, 2022 ...1 more at 14.	Fumble Recoveries	1 at Denver, Jan 08, 2022 4 at Tennessee, Oct 24, 2021 2 vs. Buffalo, Oct 16, 2022 2 vs. Buffalo, Oct 10, 2021 1 vs. Buffalo, Dec 10, 2023 1 vs. L.A. Rams, Nov 27, 2022 ...11 more at 1.
Solo Tackles	10 at L.A. Chargers, Nov 20, 2022 10 at L.A. Chargers, Dec 16, 2021 9 vs. Cincinnati, Dec 31, 2023 9 vs. Buffalo, Oct 16, 2022 ...1 more at 9.	Interceptions	1 vs. L.A. Rams, Nov 27, 2022 1 at L.A. Chargers, Nov 20, 2022
Sacks	2.0 at Indianapolis, Sep 25, 2022	Interception Return Yards	15 vs. L.A. Rams, Nov 27, 2022 1 vs. Denver, Oct 12, 2023
Passes Defensed	3 at L.A. Chargers, Dec 16, 2021 1 vs. Cincinnati, Dec 31, 2023 1 vs. Buffalo, Dec 10, 2023 1 vs. Denver, Oct 12, 2023 ...3 more at 1.	Longest Opp Fumble Return	86 at Denver, Jan 08, 2022
Forced Fumbles	1 at L.A. Chargers, Nov 20, 2022		

SINGLE-GAME HIGHS - POSTSEASON: DEFENSIVE

Total Tackles	13 vs. San Francisco, Feb 11, 2024 13 at Buffalo, Jan 21, 2024 10 vs. Miami, Jan 13, 2024 10 vs. Jacksonville, Jan 21, 2023 9 at Philadelphia, Feb 12, 2023	Tackles For Loss	1 vs. San Francisco, Feb 11, 2024 1 vs. Miami, Jan 13, 2024 1 vs. Buffalo, Jan 23, 2022
Solo Tackles	8 at Philadelphia, Feb 12, 2023 6 vs. Jacksonville, Jan 21, 2023 5 vs. San Francisco, Feb 11, 2024 5 at Buffalo, Jan 21, 2024 5 vs. Miami, Jan 13, 2024 ...1 more at 5.	Special Teams Tackles	1 vs. Pittsburgh, Jan 16, 2022
Passes Defensed	1 at Baltimore, Jan 28, 2024	Longest Opp Fumble Return	36 at Philadelphia, Feb 12, 2023
Fumble Recoveries	1 at Philadelphia, Feb 12, 2023 1 vs. Jacksonville, Jan 21, 2023		



2021 GAME-BY-GAME REGULAR-SEASON STATISTICS (CHIEFS)

DATE	OPPONENT	P/S	TACKLES							INTERCEPTIONS				O. FUMB				ST				MISC		W/L	SCORE		
			TK	S	A	SK	YDS	TFL	YDS	QBH	NO	YDS	LG	TD	PD	FF	FR	TD	YDS	TK	S	A	FF			FR	S
09/12	Browns	S	7	4	3	0.0	0.0	1	1	0	0	0	0	0	0	0	0	0	0	0	0	0	0	0	0	W	33-29
09/19	at Ravens	S	9	8	1	0.0	0.0	1	0	0	0	0	0	0	0	0	0	0	0	0	0	0	0	0	0	L	35-36
09/26	Chargers	S	7	3	4	0.0	0.0	0	0	0	0	0	0	0	0	0	0	0	0	0	0	0	0	0	0	L	24-30
10/03	at Eagles	S	2	2	0	0.0	0.0	0	0	0	0	0	0	0	0	0	0	0	0	0	0	0	0	0	0	W	42-30
10/10	Bills	S	6	6	0	0.0	0.0	2	1	0	0	0	0	0	0	0	0	0	0	0	0	0	0	0	0	L	20-38
10/17	at Football Team	S	9	7	2	0.0	0.0	1	4	0	0	0	0	0	0	0	0	0	0	0	0	0	0	0	0	W	31-13
10/24	at Titans	S	15	9	6	0.0	0.0	4	5	0	0	0	0	0	0	0	0	0	0	0	0	0	0	0	0	L	3-27
11/01	Giants	S	11	4	7	0.0	0.0	0	0	1	0	0	0	0	0	0	0	0	0	0	0	0	0	0	0	W	20-17
11/07	Packers	S	5	1	4	0.0	0.0	0	0	0	0	0	0	0	0	0	0	0	0	0	0	0	0	0	0	W	13-7
11/14	at Raiders	S	4	3	1	0.0	0.0	1	0	0	0	0	0	0	0	0	0	0	0	0	0	0	0	0	0	W	41-14
11/21	Cowboys	P	4	3	1	0.0	0.0	1	0	1	0	0	0	0	0	0	0	0	0	0	0	0	0	0	0	W	19-9
12/05	Broncos	P	3	1	2	0.0	0.0	0	0	0	0	0	0	0	0	0	0	0	0	0	0	0	0	0	0	W	22-9
12/12	Raiders	P	6	3	3	0.0	0.0	0	0	0	0	0	0	0	0	0	0	0	0	0	0	0	0	0	0	W	48-9
12/16	at Chargers	S	14	10	4	0.0	0.0	0	0	1	0	0	0	0	3	0	0	0	0	0	0	0	0	0	0	W	34-28+
12/26	Steelers										RESERVE/COVID-19															W	36-10
01/02	at Bengals	P	4	2	2	0.0	0.0	0	0	0	0	0	0	0	0	0	0	0	0	0	0	0	0	0	0	L	31-34
01/08	at Broncos	S	6	4	2	0.0	0.0	0	0	0	0	0	0	0	0	1	1	86	0	0	0	0	0	0	0	W	28-24
2021 TOTALS		16-12	112	70	42	0.0	0.0	11	11	3	0	0	0	0	3	0	1	1	86	0	0	0	0	0	0	12-5	

+ - Overtime

2022 GAME-BY-GAME REGULAR-SEASON STATISTICS (CHIEFS)

DATE	OPPONENT	P/S	TACKLES							INTERCEPTIONS				O. FUMB				ST				MISC		W/L	SCORE		
			TK	S	A	SK	YDS	TFL	YDS	QBH	NO	YDS	LG	TD	PD	FF	FR	TD	YDS	TK	S	A	FF			FR	S
09/11	at Cardinals	S	10	8	2	0.0	0.0	1	1	0	0	0	0	0	0	0	0	0	0	0	0	0	0	0	0	W	44-21
09/15	Chargers	S	10	5	5	0.0	0.0	0	0	0	0	0	0	0	0	0	0	0	0	0	0	0	0	0	0	W	27-24
09/25	at Colts	S	9	6	3	2.0	19.0	1	11	2	0	0	0	0	0	0	0	0	0	0	0	0	0	0	0	L	17-20
10/02	at Buccaneers	S	9	6	3	0.0	0.0	1	2	0	0	0	0	0	0	0	0	0	0	0	0	0	0	0	0	W	41-31
10/10	Raiders	S	9	7	2	0.0	0.0	0	0	1	0	0	0	0	0	0	0	0	0	0	0	0	0	0	0	W	30-29
10/16	Bills	S	13	9	4	0.0	0.0	2	2	0	0	0	0	0	0	0	0	0	0	0	0	0	0	0	0	L	20-24
10/23	at 49ers	S	10	7	3	0.0	0.0	1	1	1	0	0	0	0	0	0	0	0	0	0	0	0	0	0	0	W	44-23
11/06	Titans	S	3	1	2	0.0	0.0	1	4	0	0	0	0	0	0	0	0	0	0	0	0	0	0	0	0	W	20-17+
11/13	Jaguars	S	8	5	3	0.0	0.0	1	0	0	0	0	0	0	0	0	0	0	0	0	0	0	0	0	0	W	27-17
11/20	at Chargers	S	14	10	4	0.0	0.0	0	0	0	1	0	0	0	1	1	0	0	0	0	0	0	0	0	0	W	30-27
11/27	Rams	S	11	8	3	0.0	0.0	1	1	0	1	15	15	0	1	0	0	0	0	0	0	0	0	0	0	W	26-10
12/04	at Bengals	S	16	8	8	0.0	0.0	0	0	0	0	0	0	0	0	0	0	0	0	0	0	0	0	0	0	L	24-27
12/11	at Broncos	S	8	4	4	0.0	0.0	0	0	1	0	0	0	0	0	0	0	0	0	0	0	0	0	0	0	W	34-28
12/18	at Texans	S	7	4	3	0.0	0.0	0	0	2	0	0	0	0	0	0	0	0	0	0	0	0	0	0	0	W	30-24+
12/24	Seahawks	S	18	8	10	0.0	0.0	0	0	0	0	0	0	0	0	0	0	0	0	0	0	0	0	0	0	W	24-10
01/01	Broncos	S	9	4	5	0.0	0.0	0	0	0	0	0	0	0	1	0	0	0	0	0	0	0	0	0	0	W	27-24
01/07	at Raiders	S	16	8	8	0.0	0.0	0	0	0	0	0	0	0	0	0	0	0	0	0	0	0	0	0	0	W	31-13
2022 TOTALS		17-17	180	108	72	2.0	19.0	9	22	7	2	15	15	0	3	1	0	0	0	0	0	0	0	0	14-3		

+ - Overtime

2023 GAME-BY-GAME REGULAR-SEASON STATISTICS (CHIEFS)

DATE	OPPONENT	P/S	TACKLES							INTERCEPTIONS				O. FUMB				ST				MISC		W/L	SCORE		
			TK	S	A	SK	YDS	TFL	YDS	QBH	NO	YDS	LG	TD	PD	FF	FR	TD	YDS	TK	S	A	FF			FR	S
09/07	Lions	S	7	4	3	0.0	0.0	0	0	0	0	0	0	0	0	0	0	0	0	0	0	0	0	0	0	L	20-21
09/17	at Jaguars	S	8	5	3	0.0	0.0	0	0	0	0	0	0	0	0	0	0	0	0	0	0	0	0	0	0	W	17-9
09/24	Bears										INACTIVE															W	41-10
10/01	at Jets										INACTIVE															W	23-20
10/08	at Vikings										INACTIVE															W	27-20
10/12	Broncos	S	4	3	1	0.0	0.0	0	0	0	1	1	1	0	1	0	0	0	0	0	0	0	0	0	0	W	19-8
10/22	Chargers	S	9	3	6	0.0	0.0	0	0	0	0	0	0	0	0	0	0	0	0	0	0	0	0	0	0	W	31-17
10/29	at Broncos										RESERVE/INJURED															L	9-24
11/05	Dolphins										RESERVE/INJURED															W	21-14
11/20	Eagles										RESERVE/INJURED															L	17-21
11/26	at Raiders										RESERVE/INJURED															W	31-17
12/03	at Packers										RESERVE/INJURED															L	19-27
12/10	Bills	S	8	5	3	0.0	0.0	1	0	0	0	0	0	0	1	0	0	0	0	0	0	0	0	0	0	L	17-20
12/17	at Patriots	S	5	4	1	0.0	0.0	0	0	0	0	0	0	0	0	0	0	0	0	0	0	0	0	0	0	W	27-17
12/25	Raiders	S	6	5	1	0.0	0.0	0	0	0	0	0	0	0	0	0	0	0	0	0	0	0	0	0	0	L	14-20
12/31	Bengals	S	13	9	4	0.0	0.0	0	0	1	0	0	0	0	1	0	0	0	0	0	0	0	0	0	0	W	25-17
01/07	at Chargers										DID NOT PLAY															W	13-12
2023 TOTALS		8-8	60	38	22	0.0	0.0	1	0	1	1	1	1	0	3	0	0	0	0	0	0	0	0	0	0	11-6	

2021 GAME-BY-GAME POSTSEASON STATISTICS (CHIEFS)

DATE	OPPONENT	P/S	TACKLES							INTERCEPTIONS				O. FUMB				ST				MISC		W/L	SCORE		
			TK	S	A	SK	YDS	TFL	YDS	QBH	NO	YDS	LG	TD	PD	FF	FR	TD	YDS	TK	S	A	FF			FR	S
01/16	Steelers	P	7	5	2	0.0	0.0	0	0	0	0	0	0	0	0	0	0	0	0	1	1	0	0	0	0	W	42-21
01/23	Bills	S	8	3	5	0.0	0.0	1	0	0	0	0	0	0	0	0	0	0	0	0	0	0	0	0	0	W	42-36+
01/30	Bengals	S	3	2	1	0.0	0.0	0	0	0	0	0	0	0	0	0	0	0	0	0	0	0	0	0	0	L	24-27+
2021 TOTALS		3-2	18	10	8	0.0	0.0	1	0	0	0	0	0	0	0	0	0	0	0	1	1	0	0	0	0	2-1	

+ - Overtime



2022 GAME-BY-GAME POSTSEASON STATISTICS (CHIEFS)

DATE	OPPONENT	P/S	TACKLES							INTERCEPTIONS					O. FUMB				ST					MISC		W/L	SCORE									
			TK	S	A	SK	YDS	TFL	YDS	QBH	NO	YDS	LG	TD	PD	FF	FR	TD	YDS	TK	S	A	FF	FR	S			A								
01/21	Jaguars	S	10	6	4	0.0	0.0	0	0	0	0	0	0	0	0	0	1	0	0	0	0	0	0	0	0	0	0	0	0	0	0	0	0	0	W	27-20
01/29	Bengals	S	4	1	3	0.0	0.0	0	0	0	0	0	0	0	0	0	0	0	0	0	0	0	0	0	0	0	0	0	0	0	0	0	0	0	W	23-20
02/12	at Eagles	S	9	8	1	0.0	0.0	0	0	0	0	0	0	0	0	1	1	36	0	0	0	0	0	0	0	0	0	0	0	0	0	0	0	0	W	38-35
2022 TOTALS		3-3	23	15	8	0.0	0.0	0	0	0	0	0	0	0	0	2	1	36	0	0	0	0	0	0	0	0	0	0	0	0	0	0	0	3-0		

2023 GAME-BY-GAME POSTSEASON STATISTICS (CHIEFS)

DATE	OPPONENT	P/S	TACKLES							INTERCEPTIONS					O. FUMB				ST					MISC		W/L	SCORE									
			TK	S	A	SK	YDS	TFL	YDS	QBH	NO	YDS	LG	TD	PD	FF	FR	TD	YDS	TK	S	A	FF	FR	S			A								
01/13	Dolphins	S	10	5	5	0.0	0.0	1	3	0	0	0	0	0	0	0	0	0	0	0	0	0	0	0	0	0	0	0	0	0	0	0	0	0	W	26-7
01/21	at Bills	S	13	5	8	0.0	0.0	0	0	0	0	0	0	0	0	0	0	0	0	0	0	0	0	0	0	0	0	0	0	0	0	0	0	0	W	27-24
01/28	at Ravens	S	4	3	1	0.0	0.0	0	0	0	0	0	0	0	1	0	0	0	0	0	0	0	0	0	0	0	0	0	0	0	0	0	0	0	W	17-10
02/11	49ers	S	13	5	8	0.0	0.0	1	0	2	0	0	0	0	0	0	0	0	0	0	0	0	0	0	0	0	0	0	0	0	0	0	0	0	W	25-22+
2023 TOTALS		4-4	40	18	22	0.0	0.0	2	3	2	0	0	0	0	1	0	0	0	0	0	0	0	0	0	0	0	0	0	0	0	0	0	0	4-0		

+ - Overtime





IAN BOOK

QUARTERBACK #2
NOTRE DAME



3RD YEAR IN THE NFL

1ST YEAR WITH THE CHIEFS

HEIGHT: 6'0"
WEIGHT: 212 LBS
DRAFTED: FA-24
BIRTHDAY: 3/30/98

- Book enters his first season with the Chiefs in 2024.
- Originally entered the NFL as a fourth-round draft pick (133rd overall) by the New Orleans Saints in the 2021 NFL Draft.

Signed by Kansas City (1/10/24) ... Cut from New England's practice squad (9/18/23) ... Signed to New England's practice squad (9/13/23) ... Cut from Philadelphia (8/29/23) ... Acquired by Philadelphia (8/31/22) ... Cut by New Orleans (8/30/22) ... Originally entered the NFL as a fourth-round draft pick (133rd overall) by the New Orleans Saints in 2021.

Transactions:

COLLEGE

Played five years for Notre Dame (2016-20) ... Threw 728 completions with 1,141 attempts for 8,948 passing yards for Notre Dame ... Totaled 72 passing touchdowns in his career ... Played 12 games in 2020, starting all of them ... Totaled 228 completions off 353 attempts ... Threw for 2,830 yards and 15 touchdowns ... Had a career low three interceptions ... Averaged 235.8 yards per game ... Added 485 rushing yards and nine touchdowns ... Became the winningest quarterback in school history (30 wins) ... Was selected as a team captain for second season ... Was voted to All-ACC third-team ... Manning Award Finalist ... Maxwell Award Semifinalist ... Davey O'Brien Award Finalist ... Johnny Unitas Golden Arm Award Finalist ... Pop Warner National College Football Award Winner ... Was named ACC Quarterback of the Week At Pittsburgh (10/24) ... In 2019, played 13 games, starting all of them with 240 completions for 3,034 yards and 34 TDs ... Set career highs in completions, passing yards and touchdowns ... Also recorded a career high in rushing yards with 546 ... Had four rushing touchdowns ... Was named a team captain ... Was team Offensive Player of the Year ... Davey O'Brien Award Great 8 List (three times) ... Manning Star of the Week (twice) ... In 2018, started nine games and appeared in 12 ... Threw for 2,628 yards with 214 completions and 19 passing touchdowns ... Had 280 rushing yards with four touchdowns ... In 2017 played in 10 games with one start ... Had 46 completions off 75 attempts for 456 passing yards ... Threw four touchdowns ... Rushed for 207 yards on 37 attempts ... Played in one game his freshman year (2016).

PERSONAL

- Three-year starting quarterback at Oak Ridge High School.
- Helped Oak Ridge to 12 and 10-win seasons as a sophomore (2013) and senior (2015).
- Named Sierra Foothill League Most Valuable Player.
- As a senior, threw a career-high 3,049 yards in 13 games.
- Recorded 30 touchdown passes (with just five interceptions) and rushed for 779 yards on 129 carries with 12 TDs.
- Majored in marketing.

IAN BOOK'S NFL REGULAR SEASON PASSING STATISTICS

DATE	TEAM	GP	GS	ATT.	CMP.	PCT.	YDS	AVG.	TD	INT.	LG	SK	LST	RATE	
2021	Saints	1	1	20	12	60.0	135	6.8	0	2	56	8	54	40.6	
2022	Saints	0	0	0	0	0.0	0	0.0	0	0	0	0	0	0.0	
Went from New Orleans to Philadelphia .															
2022	Eagles	0	0	0	0	0.0	0	0.0	0	0	0	0	0	0.0	
2022	TOTAL	0	0	0	0	0.0	0	0.0	0	0	0	0	0	0.0	
2023	Patriots	0	0	0	0	0.0	0	0.0	0	0	0	0	0	0.0	
TOTALS		1	1	20	12	60.0	135	6.8	0	2	56	8	54	40.6	

IAN BOOK'S NFL POSTSEASON PASSING STATISTICS

DATE	TEAM	GP	GS	ATT.	CMP.	PCT.	YDS	AVG.	TD	INT.	LG	SK	LST	RATE
2022	Eagles	0	0	0	0	0.0	0	0.0	0	0	0	0	0	0.0
TOTALS		0	0	0	0	0.0	0	0.0	0	0	0	0	0	0.0



IAN BOOK'S NFL REGULAR SEASON RUSHING STATISTICS

DATE	TEAM	NO.	YDS.	AVG.	LG	TD
2021	Saints	3	6	2.0	3	0
2022	Saints	0	0	0.0	0	0
Went from New Orleans to Philadelphia .						
2022	Eagles	0	0	0.0	0	0
2022	TOTAL	0	0	0.0	0	0
2023	Patriots	0	0	0.0	0	0
TOTALS		3	6	2.0	3	0

IAN BOOK'S NFL POSTSEASON RUSHING STATISTICS

DATE	TEAM	NO.	YDS.	AVG.	LG	TD
2022	Eagles	0	0	0.0	0	0
TOTALS		0	0	0.0	0	0

IAN BOOK'S NFL REGULAR SEASON PASSING/RUSHING STATISTICS

DATE	TEAM	GP	GS	PASSING											RUSHING				
				ATT.	CMP.	PCT.	YDS	AVG.	TD	INT.	LG	SK	LST	RATE	NO.	YDS.	AVG.	LG	TD
2021	Saints	1	1	20	12	60.0	135	6.8	0	2	56	8	54	40.6	3	6	2.0	3	0
2022	Saints	0	0	0	0	0.0	0	0.0	0	0	0	0	0	0.0	0	0	0.0	0	0
Went from New Orleans to Philadelphia .																			
2022	Eagles	0	0	0	0	0.0	0	0.0	0	0	0	0	0	0.0	0	0	0.0	0	0
2022	TOTAL	0	0	0	0	0.0	0	0.0	0	0	0	0	0	0.0	0	0	0.0	0	0
2023	Patriots	0	0	0	0	0.0	0	0.0	0	0	0	0	0	0.0	0	0	0.0	0	0
TOTALS		1	1	20	12	60.0	135	6.8	0	2	56	8	54	40.6	3	6	2.0	3	0

IAN BOOK'S NFL POSTSEASON PASSING/RUSHING STATISTICS

DATE	TEAM	GP	GS	PASSING											RUSHING				
				ATT.	CMP.	PCT.	YDS	AVG.	TD	INT.	LG	SK	LST	RATE	NO.	YDS.	AVG.	LG	TD
2022	Eagles	0	0	0	0	0.0	0	0.0	0	0	0	0	0	0.0	0	0	0.0	0	0
TOTALS		0	0	0	0	0.0	0	0.0	0	0	0	0	0	0.0	0	0	0.0	0	0

SINGLE-GAME HIGHS: QUARTERBACK

Pass Attempts	20 vs. Miami, Dec 27, 2021	Passer Rating	40.6 vs. Miami, Dec 27, 2021
Pass Completions	12 vs. Miami, Dec 27, 2021	Rush Attempts	3 vs. Miami, Dec 27, 2021
Yards Passing	135 vs. Miami, Dec 27, 2021	Rushing Yards	6 vs. Miami, Dec 27, 2021
Long Passes	56 vs. Miami, Dec 27, 2021	Longest Runs	3 vs. Miami, Dec 27, 2021
	17 vs. Miami, Dec 27, 2021		2 vs. Miami, Dec 27, 2021
	14 vs. Miami, Dec 27, 2021		1 vs. Miami, Dec 27, 2021
	12 vs. Miami, Dec 27, 2021		
	11 vs. Miami, Dec 27, 2021		
Completion Percentage	60.0 vs. Miami, Dec 27, 2021		

2021 GAME-BY-GAME REGULAR-SEASON STATISTICS (SAINTS)

DATE	OPPONENT	P/S	PASSING											RUSHING				W/L	SCORE		
			ATT	CMP	YDS	PCT	Y/A	Y/C	TD	INT	LG	SK/YD	RATE	ATT	YDS	LG	TD				
09/12	Packers																			W	38-3
09/19	at Panthers																			L	7-26
09/26	at Patriots																			W	28-13
10/03	Giants																			L	21-27+
10/10	at Football Team																			W	33-22
10/25	at Seahawks																			W	13-10
10/31	Buccaneers																			W	36-27
11/07	Falcons																			L	25-27
11/14	at Titans																			L	21-23
11/21	at Eagles																			L	29-40
11/25	Bills																			L	6-31
12/02	Cowboys																			L	17-27
12/12	at Jets																			W	30-9
12/19	at Buccaneers																			W	9-0
12/27	Dolphins	S	20	12	135	60.0	6.8	11.3	0	2	56	8/54	40.6	3	6	3	0			L	3-20
01/02	Panthers																			W	18-10
01/09	at Falcons																			W	30-20
2021 TOTALS		1-1	20	12	135	60.0	6.8	11.3	0	2	56	8/54	40.6	3	6	3	0			9-8	

+ - Overtime



2022 GAME-BY-GAME REGULAR-SEASON STATISTICS (SAINTS/EAGLES)

DATE	OPPONENT	P/S	PASSING											RUSHING				W/L	SCORE	
			ATT	CMP	YDS	PCT	Y/A	Y/C	TD	INT	LG	SK/YD	RATE	ATT	YDS	LG	TD			
09/11	at Falcons		DID NOT PLAY															W	27-26	
			Went from Saints to Eagles .																	
09/19	Vikings		INACTIVE															W	24-7	
09/25	at Commanders		INACTIVE															W	24-8	
10/02	Jaguars		INACTIVE															W	29-21	
10/09	at Cardinals		INACTIVE															W	20-17	
10/16	Cowboys		INACTIVE															W	26-17	
10/30	Steelers		INACTIVE															W	35-13	
11/03	at Texans		INACTIVE															W	29-17	
11/14	Commanders		INACTIVE															L	21-32	
11/20	at Colts		INACTIVE															W	17-16	
11/27	Packers		INACTIVE															W	40-33	
12/04	Titans		INACTIVE															W	35-10	
12/11	at Giants		INACTIVE															W	48-22	
12/18	at Bears		INACTIVE															W	25-20	
12/24	at Cowboys		DID NOT PLAY															L	34-40	
01/01	Saints		DID NOT PLAY															L	10-20	
01/08	Giants		INACTIVE															W	22-16	
2022 TOTALS		0-0	0	0	0	0.0	0.0	0.0	0	0	0	0/0	0.0	0	0	0	0	0	14-13	

2023 GAME-BY-GAME REGULAR-SEASON STATISTICS (PATRIOTS)

DATE	OPPONENT	P/S	PASSING											RUSHING				W/L	SCORE	
			ATT	CMP	YDS	PCT	Y/A	Y/C	TD	INT	LG	SK/YD	RATE	ATT	YDS	LG	TD			
09/10	Eagles		NOT ON ROSTER															L	20-25	
09/17	Dolphins		PRACTICE SQUAD															L	17-24	
09/24	at Jets		NOT ON ROSTER															W	15-10	
10/01	at Cowboys		NOT ON ROSTER															L	3-38	
10/08	Saints		NOT ON ROSTER															L	0-34	
10/15	at Raiders		NOT ON ROSTER															L	17-21	
10/22	Bills		NOT ON ROSTER															W	29-25	
10/29	at Dolphins		NOT ON ROSTER															L	17-31	
11/05	Commanders		NOT ON ROSTER															L	17-20	
11/12	Colts		NOT ON ROSTER															L	6-10	
11/26	at Giants		NOT ON ROSTER															L	7-10	
12/03	Chargers		NOT ON ROSTER															L	0-6	
12/07	at Steelers		NOT ON ROSTER															W	21-18	
12/17	Chiefs		NOT ON ROSTER															L	17-27	
12/24	at Broncos		NOT ON ROSTER															W	26-23	
12/31	at Bills		NOT ON ROSTER															L	21-27	
01/07	Jets		NOT ON ROSTER															L	3-17	
2023 TOTALS		0-0	0	0	0	0.0	0.0	0.0	0	0	0	0/0	0.0	0	0	0	0	0	4-13	

2022 GAME-BY-GAME POSTSEASON STATISTICS (EAGLES)

DATE	OPPONENT	P/S	PASSING											RUSHING				W/L	SCORE	
			ATT	CMP	YDS	PCT	Y/A	Y/C	TD	INT	LG	SK/YD	RATE	ATT	YDS	LG	TD			
01/21	Giants		INACTIVE															W	38-7	
01/29	49ers		INACTIVE															W	31-7	
02/12	Chiefs		INACTIVE															L	35-38	
2022 TOTALS		0-0	0	0	0	0.0	0.0	0.0	0	0	0	0/0	0.0	0	0	0	0	0	2-1	





EKOW BOYE-DOE



CORNERBACK #40
KANSAS STATE

2ND YEAR IN THE NFL

2ND YEAR WITH THE CHIEFS

HEIGHT: 6'0"
WEIGHT: 177 LBS
DRAFTED: FA-23
BIRTHDAY: 11/4/99

- Boye-Doe enters his second season with the Chiefs in 2024.
- Originally entered the NFL as an undrafted free agent with the Kansas City Chiefs in 2023.

Transactions:

Signed by Kansas City (11/28/23) ... Signed to Kansas City's practice squad (8/30/23) ... Released by Kansas City (8/29/23) ... Originally entered the NFL as an undrafted free agent with the Kansas City Chiefs in 2023.

COLLEGE

Played in 42 games with 35 starts, which included starts in each of the final 27 games of his career at Kansas State ... Recorded 74 tackles (56 solo), 3.0 tackles for loss (-5.0 yds), 13 passes defended, one forced fumble and a fumble recovery ... In 2020, he ranked 11th in the Big 12 in passes defended (seven) ... Received the following awards and honors: 2022 All-Big 12 Honorable Mention (Coaches) and 2020 first-team Academic All-Big 12.

PERSONAL

- Played at Lawrence under Head Coach Dirk Wedd.
- Rated the third-best player in the state of Kansas for the Class of 2018 by 247Sports, while he was ranked No. 4 by Rivals and No. 6 by ESPN.
- Listed as the 116th-best athlete in the nation for the Class of 2018 by ESPN as he also excelled at receiver in high school.
- A first-team All-State performer as a senior by the *Topeka Capital-Journal* and *Wichita Eagle*.
- Also named a first-team all-league player at defensive back and picked up second-team honors as a receiver, while he was named to the All-Simone team.
- Also participated in basketball and track.
- Born in Accra, Ghana.
- Son of Kofi and Valentina Boye-Doe.
- Obtained his undergraduate degree from K-State in social studies in May 2022.

EKOW BOYE-DOE'S NFL REGULAR SEASON DEFENSIVE STATISTICS

DATE	TEAM	GP	GS	TACKLES							INTERCEPTIONS					O. FUMB			ST			MISC						
				TK	S	A	TFL	YDS	SK	YDS	QBH	NO	YDS	LG	TD	PD	FF	FR	TD	YDS	TK	S	A	FF	FR	S	A	
2023	Chiefs	6	0	0	0	0	0	0	0	0.0	0.0	0	0	0	0	0	0	0	0	0	0	0	0	0	0	0	0	0
NFL TOTALS		6	0	0	0	0	0	0	0	0.0	0.0	0	0	0	0	0	0	0	0	0	0	0	0	0	0	0	0	0

EKOW BOYE-DOE'S NFL POSTSEASON DEFENSIVE STATISTICS

DATE	TEAM	GP	GS	TACKLES							INTERCEPTIONS					O. FUMB			ST			MISC						
				TK	S	A	TFL	YDS	SK	YDS	QBH	NO	YDS	LG	TD	PD	FF	FR	TD	YDS	TK	S	A	FF	FR	S	A	
2023	Chiefs	1	0	0	0	0	0	0	0	0.0	0.0	0	0	0	0	0	0	0	0	0	0	0	0	0	0	0	0	0
NFL TOTALS		1	0	0	0	0	0	0	0	0.0	0.0	0	0	0	0	0	0	0	0	0	0	0	0	0	0	0	0	0



2023 GAME-BY-GAME REGULAR-SEASON STATISTICS (CHIEFS)

DATE	OPPONENT	P/S	TACKLES							INTERCEPTIONS					O. FUMB				ST				MISC		W/L	SCORE	
			TK	S	A	SK	YDS	TFL	YDS	QBH	NO	YDS	LG	TD	PD	FF	FR	TD	YDS	TK	S	A	FF	FR			S
09/07	Lions																									L	20-21
09/17	at Jaguars																									W	17-9
09/24	Bears																									W	41-10
10/01	at Jets																									W	23-20
10/08	at Vikings																									W	27-20
10/12	Broncos																									W	19-8
10/22	Chargers																									W	31-17
10/29	at Broncos																									L	9-24
11/05	Dolphins																									W	21-14
11/20	Eagles																									L	17-21
11/26	at Raiders																									W	31-17
12/03	at Packers	P	0	0	0	0.0	0.0	0	0	0	0	0	0	0	0	0	0	0	0	0	0	0	0	0	0	L	19-27
12/10	Bills	P	0	0	0	0.0	0.0	0	0	0	0	0	0	0	0	0	0	0	0	0	0	0	0	0	0	L	17-20
12/17	at Patriots	P	0	0	0	0.0	0.0	0	0	0	0	0	0	0	0	0	0	0	0	0	0	0	0	0	0	W	27-17
12/25	Raiders	P	0	0	0	0.0	0.0	0	0	0	0	0	0	0	0	0	0	0	0	0	0	0	0	0	0	L	14-20
12/31	Bengals	P	0	0	0	0.0	0.0	0	0	0	0	0	0	0	0	0	0	0	0	0	0	0	0	0	0	W	25-17
01/07	at Chargers	P	0	0	0	0.0	0.0	0	0	0	0	0	0	0	0	0	0	0	0	0	0	0	0	0	0	W	13-12
2023 TOTALS		6-0	0	0	0	0.0	0.0	0	0	0	0	0	0	0	0	0	0	0	0	0	0	0	0	0	0	11-6	

2023 GAME-BY-GAME POSTSEASON STATISTICS (CHIEFS)

DATE	OPPONENT	P/S	TACKLES							INTERCEPTIONS					O. FUMB				ST				MISC		W/L	SCORE	
			TK	S	A	SK	YDS	TFL	YDS	QBH	NO	YDS	LG	TD	PD	FF	FR	TD	YDS	TK	S	A	FF	FR			S
01/13	Dolphins	P	0	0	0	0.0	0.0	0	0	0	0	0	0	0	0	0	0	0	0	0	0	0	0	0	0	W	26-7
01/21	at Bills																									W	27-24
01/28	at Ravens																									W	17-10
02/11	49ers																									W	25-22+
2023 TOTALS		1-0	0	0	0	0.0	0.0	0	0	0	0	0	0	0	0	0	0	0	0	0	0	0	0	0	4-0		

+ - Overtime





SWAYZE BOZEMAN

LINEBACKER #55
SOUTHERN MISSISSIPPI



ROOKIE

HEIGHT: 6'1"
WEIGHT: 224 LBS
DRAFTED: CFA-24
BIRTHDAY: 11/2/98

- Bozeman enters his first season with the Chiefs in 2024.
- Originally entered the NFL as an undrafted free agent with the Kansas City Chiefs in 2024.

Transactions: Originally entered the NFL as an undrafted free agent with the Kansas City Chiefs in 2024.

COLLEGE

Played five seasons with Southern Mississippi (2019-23) and two seasons at Copiah-Lincoln Community College (2017-18) ... Played 12 games with 10 starts in 2023 ... Totaled 54 tackles, four tackles for loss and three passes defended ... Played in first four games of 2022 season before being sidelined with injury ... Registered 16 tackles through those four games which included 2.0 sacks and a fumble recovery taken 12 yards for a touchdown ... In 2021, played in four games with three starts before earning a redshirt due to injury ... Had 20 tackles in the four games he appeared ... Started and played in six games in 2020 with 42 tackles (13 solo) and a season-high 10 tackle game against South Alabama (9/3/2020) ... Played in all 13 games his junior year (2019) and made eight starts ... Totaled 57 tackles with 31 solo stops ... While at Copiah-Lincoln CC, played 19 games and tallied 133 tackles ... Averaged 7.0 tackles for game and 1.0 sack, 8.5 tackles for loss, two forced fumbles and a fumble recovery ... Was named to preseason Sun Belt fourth-team (Phil Steele) in 2022 and named to preseason Weurffel Trophy watch list ... Named to the Conference USA All-Academic Team in 2021 and 2020 and earned Golden Standard at the Talon Awards as the best representative of his sport in 2021 ... Also earned C-USA Academic Medal and was a member of the 2021 league's Commissioner's Honor Roll ... Was named to the President's List for Fall of 2021 and every semester prior ... In 2020, won the C-USA Spirit of Service Award for the fall ... At Copiah-Lincoln CC, earned NJCAA All-Region XXIII and All-MACJC first-team honors.

PERSONAL

- Led Tri-County Academy to two MAIS AA State Championship Games (2015-16).
- Was a two-way player for the Rebels, playing running back and defensive back.
- Also played basketball and competed in track and field.



PHILLIP BROOKS

WIDE RECEIVER #88
KANSAS STATE



ROOKIE

HEIGHT: 5'7"
WEIGHT: 175 LBS
DRAFTED: CFA-24
BIRTHDAY: 9/19/99

- Brooks enters his first season with the Chiefs in 2024.
- Originally entered the NFL as an undrafted free agent with the Kansas City Chiefs in 2024.

Transactions: Originally entered the NFL as an undrafted free agent with the Kansas City Chiefs in 2024.

COLLEGE

Played six seasons for Kansas State, appearing in a school-record 65 games with 43 starts ... Finished fourth in school history in career receptions (182), seventh in receiving yards (2,127) and ranked second in punt-return touchdowns (four) ... Tied for sixth in Big 12 history in punt return touchdowns, at the time ... Was only active player in the nation with 1,000 receiving yards, 100 rushing yards, 800 kickoff return yards and 700 punt return yards in a career at the time of his departure from K-State ... He is one of just two players in Big 12 history (TCU WR KaVontae Turpin) to hit those marks ... Was named to the Paul Hornung Award honor roll (2021 and 2023) ... Was All-Big 12 honorable mention as a wide receiver and returner (2023) ... Earned second-team All-Big 12 as a returner and honorable mention Big 12 Special Team Player of the Year (2022) ... Was voted Big 12 Special Teams Player of the Week after Missouri game in 2022 ... Earned first-team Academic All-Big 12 honors (2020) ... Was first-team All-Big 12 as a returner in 2020 and third-team All-American as a punt returner ... Earned Big 12 Special Teams Player of the Week for his performance against Kansas (2020).

PERSONAL

- Was a four-year letterwinner at Lee's Summit West.
- Was named to *USA TODAY Sports* All-USA Missouri team and Missouri Football Coaches Association first-team All-State as a senior (2017).
- Rushed for 1,666 yards (151.5 yards per game) and 21 touchdowns as a senior.
- Added 556 receiving yards and 10 touchdowns.
- Was a two-time first-team All-Conference and All-District pick.
- Named to the *Kansas City Star* All-Metro Team.
- Also lettered three years in baseball, earning a pair of All-State honors.
- Lettered four years in basketball, earning two All-District honors.





HOLLYWOOD BROWN

WIDE RECEIVER #5
OKLAHOMA



6TH YEAR IN THE NFL

1ST YEAR WITH THE CHIEFS

HEIGHT: 5'9"
WEIGHT: 180 LBS
DRAFTED: FA-24
BIRTHDAY: 6/4/97

- 👁️ Brown enters his first season with the Chiefs in 2024.
- 👁️ Originally entered the NFL as a first-round draft pick (25th overall) by the Baltimore Ravens in the 2019 NFL Draft.

Transactions: Signed with Kansas City (3/18/24) ... Re-signed with Arizona (5/2/22) ... Traded to the Arizona Cardinals (4/28/22) ... Originally entered the NFL as a first-round draft pick (25th overall) by the Baltimore Ravens in the 2019 NFL Draft.

COLLEGE

Played two seasons for Oklahoma (2017-18) ... Played in 27 games with 21 starts ... Totaled 132 receptions for 2,413 yards and 17 touchdowns ... Averaged 18.3 yards per catch ... Played in all 14 games in 2018 and totaled 1,318 receiving yards which were the fourth-most in school single-season history ... Had 10 touchdown receptions ... Tied nationally for the most receptions of 40+ yards (11), 50+ yards (seven) and 60+ yards (four) ... Had six games with 100+ receiving yards ... Was an AP, ESPN and Sports Illustrated first-team All American ... AFCA and FWAA second-team All American ... Was first-team All-Big 12 honoree voted on by league coaches and media ... Was 2018 Biletnikoff Award Semifinalist ... In 2017, played in 13 games with eight starts ... Had a team-high 1,095 receiving yards ... Averaged 19.2 yards per catch which ranked 18th nationally ... Had seven touchdown receptions ... Led the team with 87 receiving yards on three catches in the Big 12 Championship (12/2/17) against TCU ... Was named All-Big 12 honorable mention voted on by league coaches and media ... Played at College of the Canyons (Santa Clarita, Calif.) in 2016 ... Totaled 50 receptions for 754 yards and 10 TDs ... Also returned 13 kickoffs for 402 yards and a TD and returned nine punts for 182 yards and a TD.

PERSONAL

- 👁️ Nickname is "Hollywood," which is the city where Brown grew up.
- 👁️ Received a "Key to the City" in his hometown of Hollywood, Fla., on 7/4/21.
- 👁️ While attending College of the Canyons, worked at Six Flags as an operator to pay for school.
- 👁️ Played Pop Warner football against Ravens QB Lamar Jackson.
- 👁️ Majored in human relations at Oklahoma.

HOLLYWOOD BROWN'S NFL REGULAR SEASON RUSHING/RECEIVING STATISTICS

DATE	TEAM	RECEIVING							RUSHING				
		GP	GS	NO.	YDS.	AVG.	LG	TD	NO.	YDS.	AVG.	LG	TD
2019	Ravens	14	11	46	584	12.7	83t	7	0	0	0.0	0	0
2020	Ravens	16	14	58	769	13.3	70t	8	1	1	1.0	1	0
2021	Ravens	16	16	91	1,008	11.1	49t	6	1	5	5.0	5	0
2022	Cardinals	12	10	67	709	10.6	47	3	1	1	1.0	1	0
2023	Cardinals	14	14	51	574	11.3	41	4	2	23	11.5	29	0
NFL TOTALS		72	65	313	3,644	11.6	83T	28	5	30	6.0	29	0

HOLLYWOOD BROWN'S NFL POSTSEASON RUSHING/RECEIVING STATISTICS

DATE	TEAM	RECEIVING							RUSHING				
		GP	GS	NO.	YDS.	AVG.	LG	TD	NO.	YDS.	AVG.	LG	TD
2019	Ravens	1	1	7	126	18.0	38	0	0	0	0.0	0	0
2020	Ravens	2	1	11	196	17.8	30	0	2	19	9.5	15	0
NFL TOTALS		3	2	18	322	17.9	38	0	2	19	9.5	15	0



HOLLYWOOD BROWN'S NFL REGULAR SEASON RETURN STATISTICS

DATE	TEAM	KICKOFF RETURNS					PUNT RETURNS					
		RET.	YDS.	AVG.	LG	TD	NO.	FC	YDS.	AVG.	LG	TD
2019	Ravens	0	0	0.0	0	0	0	0	0	0.0	0	0
2020	Ravens	1	30	30.0	30	0	0	0	0	0.0	0	0
2021	Ravens	0	0	0.0	0	0	0	0	0	0.0	0	0
2022	Cardinals	0	0	0.0	0	0	0	0	0	0.0	0	0
2023	Cardinals	0	0	0.0	0	0	0	0	0	0.0	0	0
NFL TOTALS		1	30	30.0	30	0	0	0	0	0.0	0	0

HOLLYWOOD BROWN'S NFL POSTSEASON RETURN STATISTICS

DATE	TEAM	KICKOFF RETURNS					PUNT RETURNS					
		RET.	YDS.	AVG.	LG	TD	NO.	FC	YDS.	AVG.	LG	TD
2019	Ravens	0	0	0.0	0	0	0	0	0	0.0	0	0
2020	Ravens	0	0	0.0	0	0	0	0	0	0.0	0	0
NFL TOTALS		0	0	0.0	0	0	0	0	0	0.0	0	0

SINGLE-GAME HIGHS: RUSHING/RECEIVING

Rush Attempts

1 at Houston, Nov 19, 2023
 1 at Washington, Sep 10, 2023
 1 vs. Tampa Bay, Dec 25, 2022
 ...2 more at 1.

Rushing Yards

29 at Washington, Sep 10, 2023
 5 at Las Vegas, Sep 13, 2021
 1 vs. Tampa Bay, Dec 25, 2022
 1 vs. Cincinnati, Oct 11, 2020

Longest Runs

29 at Washington, Sep 10, 2023
 5 at Las Vegas, Sep 13, 2021
 1 vs. Tampa Bay, Dec 25, 2022
 1 vs. Cincinnati, Oct 11, 2020

Receptions

14 vs. L.A. Rams, Sep 25, 2022
 10 vs. Green Bay, Dec 19, 2021
 9 vs. Minnesota, Nov 07, 2021
 9 vs. Indianapolis, Oct 11, 2021
 8 vs. Philadelphia, Oct 09, 2022
 ...2 more at 8.

Receiving Yards

147 at Miami, Sep 08, 2019
 140 vs. L.A. Rams, Sep 25, 2022
 125 vs. Indianapolis, Oct 11, 2021
 116 vs. Minnesota, Nov 07, 2021
 113 vs. Kansas City, Sep 19, 2021

Receiving Average

36.8 at Miami, Sep 08, 2019
 22.8 at Denver, Oct 03, 2021
 21.5 at Washington, Oct 04, 2020
 21.3 at Pittsburgh, Dec 02, 2020
 20.2 vs. Cleveland, Sep 13, 2020

Longest Receptions

83t at Miami, Sep 08, 2019
 70t at Pittsburgh, Dec 02, 2020
 49t at Denver, Oct 03, 2021
 49 at Cincinnati, Nov 10, 2019
 47 vs. Tampa Bay, Dec 25, 2022
 ...2 more at 47.

Receiving TDs

2 vs. Indianapolis, Oct 11, 2021
 2 at Cincinnati, Jan 03, 2021
 2 at L.A. Rams, Nov 25, 2019
 ...1 more at 2.

All-Purpose Yards

147 at Miami, Sep 08, 2019
 140 vs. L.A. Rams, Sep 25, 2022
 125 vs. Indianapolis, Oct 11, 2021
 116 vs. Minnesota, Nov 07, 2021
 113 vs. Kansas City, Sep 19, 2021

Kickoff Returns

Kickoff Return Yards

Longest Kickoff Return

Most TDs

1 vs. Cincinnati, Oct 11, 2020
 30 vs. Cincinnati, Oct 11, 2020
 30 vs. Cincinnati, Oct 11, 2020
 2 vs. Indianapolis, Oct 11, 2021
 2 at Cincinnati, Jan 03, 2021
 2 at L.A. Rams, Nov 25, 2019
 ...1 more at 2.

Miscellaneous Tackles

1 at Houston, Nov 19, 2023
 1 at Cleveland, Nov 05, 2023
 1 at Seattle, Oct 16, 2022
 ...5 more at 1.

SINGLE-GAME HIGHS - POSTSEASON: RUSHING/RECEIVING

Rush Attempts 2 at Tennessee, Jan 10, 2021
Rushing Yards 19 at Tennessee, Jan 10, 2021
Longest Runs 15 at Tennessee, Jan 10, 2021
 4 at Tennessee, Jan 10, 2021
Receptions 7 at Tennessee, Jan 10, 2021
 7 vs. Tennessee, Jan 11, 2020
 4 at Buffalo, Jan 16, 2021

Receiving Yards 126 vs. Tennessee, Jan 11, 2020
 109 at Tennessee, Jan 10, 2021
 87 at Buffalo, Jan 16, 2021
Receiving Average 21.8 at Buffalo, Jan 16, 2021
 18.0 vs. Tennessee, Jan 11, 2020
 15.6 at Tennessee, Jan 10, 2021
Longest Receptions 38 vs. Tennessee, Jan 11, 2020
 30 at Buffalo, Jan 16, 2021
 30 vs. Tennessee, Jan 11, 2020
 29 at Buffalo, Jan 16, 2021
 28 at Tennessee, Jan 10, 2021
All-Purpose Yards 128 at Tennessee, Jan 10, 2021
 126 vs. Tennessee, Jan 11, 2020
 87 at Buffalo, Jan 16, 2021

100-YARD RECEIVING GAMES (6): REGULAR SEASON

DATE	TEAM	NO.	YDS.	AVG.	LG	TD
09/08/19	at Dolphins	4	147	36.8	83t	2
09/13/20	BROWNS	5	101	20.2	47	0
09/19/21	CHIEFS	6	113	18.8	42t	1
10/11/21	COLTS	9	125	13.9	43t	2
11/07/21	VIKINGS	9	116	12.9	22	0
09/25/22	RAMS	14	140	10.0	20	0

100-YARD RECEIVING GAMES (2): POSTSEASON

DATE	TEAM	NO.	YDS.	AVG.	LG	TD
01/11/20	TITANS	7	126	18.0	38	0
01/10/21	at Titans	7	109	15.6	28	0

2019 GAME-BY-GAME REGULAR-SEASON STATISTICS (RAVENS)

DATE	OPPONENT	P/S	RECEIVING					RUSHING					W/L	SCORE
			NO.	YDS.	AVG.	LG	TD	NO.	YDS.	AVG.	LG	TD		
09/08	at Dolphins	S	4	147	36.8	83t	2	0	0	0.0	0	0	W	59-10
09/15	Cardinals	S	8	86	10.8	41	0	0	0	0.0	0	0	W	23-17
09/22	at Chiefs	S	2	49	24.5	31	0	0	0	0.0	0	0	L	28-33
09/29	Browns	S	4	22	5.5	10	0	0	0	0.0	0	0	L	25-40
10/06	at Steelers	P	3	22	7.3	11t	1	0	0	0.0	0	0	W	26-23+
10/13	Bengals												W	23-17
10/20	at Seahawks												W	30-16
11/03	Patriots	S	3	48	16.0	26	0	0	0	0.0	0	0	W	37-20
11/10	at Bengals	S	4	80	20.0	49	1	0	0	0.0	0	0	W	49-13
11/17	Texans	P	2	23	11.5	17	0	0	0	0.0	0	0	W	41-7
11/25	at Rams	S	5	42	8.4	18t	2	0	0	0.0	0	0	W	45-6
12/01	49ers	S	1	1	1.0	1	0	0	0	0.0	0	0	W	20-17
12/08	at Bills	P	3	-2	-0.7	5	0	0	0	0.0	0	0	W	24-17
12/12	Jets	S	4	45	11.3	24t	1	0	0	0.0	0	0	W	42-21
12/22	at Browns	S	1	6	6.0	6	0	0	0	0.0	0	0	W	31-15
12/29	Steelers	S	2	15	7.5	8	0	0	0	0.0	0	0	W	28-10
2019 TOTALS	14-11		46	584	12.7	83T	7	0	0	0.0	0	0	14-2	

+ - Overtime

2020 GAME-BY-GAME REGULAR-SEASON STATISTICS (RAVENS)

DATE	OPPONENT	P/S	RECEIVING					RUSHING					W/L	SCORE
			NO.	YDS.	AVG.	LG	TD	NO.	YDS.	AVG.	LG	TD		
09/13	Browns	P	5	101	20.2	47	0	0	0	0.0	0	0	W	38-6
09/20	at Texans	S	5	42	8.4	25	0	0	0	0.0	0	0	W	33-16
09/28	Chiefs	S	2	13	6.5	7	0	0	0	0.0	0	0	L	20-34
10/04	at Football Team	S	4	86	21.5	33	0	0	0	0.0	0	0	W	31-17
10/11	Bengals	S	6	77	12.8	30	1	1	1	1.0	1	0	W	27-3
10/18	at Eagles	S	4	57	14.3	20	0	0	0	0.0	0	0	W	30-28
11/01	Steelers	S	1	3	3.0	3t	1	0	0	0.0	0	0	L	24-28
11/08	at Colts	S	3	38	12.7	20	0	0	0	0.0	0	0	W	24-10
11/15	at Patriots	S	2	14	7.0	8	0	0	0	0.0	0	0	L	17-23
11/22	Titans	S	0	0	0.0	0	0	0	0	0.0	0	0	L	24-30+
12/02	at Steelers	S	4	85	21.3	70t	1	0	0	0.0	0	0	L	14-19
12/08	Cowboys	S	5	39	7.8	20t	1	0	0	0.0	0	0	W	34-17
12/14	at Browns	S	2	50	25.0	44t	1	0	0	0.0	0	0	W	47-42
12/20	Jaguars	S	6	98	16.3	44	0	0	0	0.0	0	0	W	40-14
12/27	Giants	P	4	25	6.3	9	1	0	0	0.0	0	0	W	27-13
01/03	at Bengals	S	5	41	8.2	18t	2	0	0	0.0	0	0	W	38-3
2020 TOTALS	16-14		58	769	13.3	70T	8	1	1	1.0	1	0	11-5	

+ - Overtime



2021 GAME-BY-GAME REGULAR-SEASON STATISTICS (RAVENS)

DATE	OPPONENT	P/S	RECEIVING				RUSHING				W/L	SCORE		
			NO.	YDS.	AVG.	LG	TD	NO.	YDS.	AVG.			LG	TD
09/13	at Raiders	S	6	69	11.5	29	1	1	5	5.0	5	0	L	27-33+
09/19	Chiefs	S	6	113	18.8	42t	1	0	0	0.0	0	0	W	36-35
09/26	at Lions	S	3	53	17.7	37	0	0	0	0.0	0	0	W	19-17
10/03	at Broncos	S	4	91	22.8	49t	1	0	0	0.0	0	0	W	23-7
10/11	Colts	S	9	125	13.9	43t	2	0	0	0.0	0	0	W	31-25+
10/17	Chargers	S	4	35	8.8	20	0	0	0	0.0	0	0	W	34-6
10/24	Bengals	S	5	80	16.0	39t	1	0	0	0.0	0	0	L	17-41
11/07	Vikings	S	9	116	12.9	22	0	0	0	0.0	0	0	W	34-31+
11/11	at Dolphins	S	6	37	6.2	11	0	0	0	0.0	0	0	L	10-22
11/21	at Bears						INACTIVE						W	16-13
11/28	Browns	S	8	51	6.4	11	0	0	0	0.0	0	0	W	16-10
12/05	at Steelers	S	5	55	11.0	22	0	0	0	0.0	0	0	L	19-20
12/12	at Browns	S	5	41	8.2	12	0	0	0	0.0	0	0	L	22-24
12/19	Packers	S	10	43	4.3	7	0	0	0	0.0	0	0	L	30-31
12/26	at Bengals	S	5	44	8.8	15	0	0	0	0.0	0	0	L	21-41
01/02	Rams	S	3	28	9.3	13	0	0	0	0.0	0	0	L	19-20
01/09	Steelers	S	3	27	9.0	11	0	0	0	0.0	0	0	L	13-16+
2021 TOTALS		16-16	91	1,008	11.1	49T	6	1	5	5.0	5	0	8-9	

+ - Overtime

2022 GAME-BY-GAME REGULAR-SEASON STATISTICS (CARDINALS)

DATE	OPPONENT	P/S	RECEIVING				RUSHING				W/L	SCORE		
			NO.	YDS.	AVG.	LG	TD	NO.	YDS.	AVG.			LG	TD
09/11	Chiefs	S	4	43	10.8	26	1	0	0	0.0	0	0	L	21-44
09/18	at Raiders	S	6	68	11.3	24	0	0	0	0.0	0	0	W	29-23+
09/25	Rams	S	14	140	10.0	20	0	0	0	0.0	0	0	L	12-20
10/02	at Panthers	S	6	88	14.7	23t	1	0	0	0.0	0	0	W	26-16
10/09	Eagles	S	8	78	9.8	25t	1	0	0	0.0	0	0	L	17-20
10/16	at Seahawks	S	5	68	13.6	26	0	0	0	0.0	0	0	L	9-19
10/20	Saints						RESERVE/INJURED						W	42-34
10/30	at Vikings						RESERVE/INJURED						L	26-34
11/06	Seahawks						RESERVE/INJURED						L	21-31
11/13	at Rams						RESERVE/INJURED						W	27-17
11/21	49ers						INJURED RESERVE - DESIGNATED FOR RETURN						L	10-38
11/27	Chargers						INJURED RESERVE - DESIGNATED FOR RETURN						L	24-25
12/12	Patriots	S	4	34	8.5	16	0	0	0	0.0	0	0	L	13-27
12/18	at Broncos	S	4	19	4.8	9	0	0	0	0.0	0	0	L	15-24
12/25	Buccaneers	P	3	57	19.0	47	0	1	1	1.0	1	0	L	16-19+
01/01	at Falcons	S	6	61	10.2	19	0	0	0	0.0	0	0	L	19-20
01/08	at 49ers	P	1	7	7.0	7	0	0	0	0.0	0	0	L	13-38
2022 TOTALS		11-9	61	663	10.9	47	3	1	1	1.0	1	0	4-13	

+ - Overtime

2023 GAME-BY-GAME REGULAR-SEASON STATISTICS (CARDINALS)

DATE	OPPONENT	P/S	RECEIVING				RUSHING				W/L	SCORE		
			NO.	YDS.	AVG.	LG	TD	NO.	YDS.	AVG.			LG	TD
09/10	at Commanders	S	3	28	9.3	11	0	1	29	29.0	29	0	L	16-20
09/17	Giants	S	6	54	9.0	22	1	0	0	0.0	0	0	L	28-31
09/24	Cowboys	S	5	61	12.2	23	1	0	0	0.0	0	0	W	28-16
10/01	at 49ers	S	7	96	13.7	41	0	0	0	0.0	0	0	L	16-35
10/08	Bengals	S	4	61	15.3	25t	1	0	0	0.0	0	0	L	20-34
10/15	at Rams	S	4	34	8.5	22	0	0	0	0.0	0	0	L	9-26
10/22	at Seahawks	S	3	49	16.3	21	0	0	0	0.0	0	0	L	10-20
10/29	Ravens	S	6	33	5.5	9	1	0	0	0.0	0	0	L	24-31
11/05	at Browns	S	4	24	6.0	14	0	0	0	0.0	0	0	L	0-27
11/12	Falcons	S	1	28	28.0	28	0	0	0	0.0	0	0	W	25-23
11/19	at Texans	S	2	18	9.0	13	0	1	-6	-6.0	-6	0	L	16-21
11/26	Rams	S	6	88	14.7	36	0	0	0	0.0	0	0	L	14-37
12/03	at Steelers	S	0	0	0.0	0	0	0	0	0.0	0	0	W	24-10
12/17	49ers	S	0	0	0.0	0	0	0	0	0.0	0	0	L	29-45
12/24	at Bears						INJURED/DID NOT PLAY						L	16-27
12/31	at Eagles						RESERVE/INJURED						W	35-31
01/07	Seahawks						RESERVE/INJURED						L	20-21
2023 TOTALS		14-14	51	574	11.3	41	4	2	23	11.5	29	0	4-13	

2019 GAME-BY-GAME POSTSEASON STATISTICS (RAVENS)

DATE	OPPONENT	P/S	RECEIVING				RUSHING				W/L	SCORE		
			NO.	YDS.	AVG.	LG	TD	NO.	YDS.	AVG.			LG	TD
01/11	Titans	S	7	126	18.0	38	0	0	0	0.0	0	0	L	12-28
2019 TOTALS		1-1	7	126	18.0	38	0	0	0	0.0	0	0	0-1	



2020 GAME-BY-GAME POSTSEASON STATISTICS (RAVENS)

DATE	OPPONENT	P/S	RECEIVING					RUSHING					W/L	SCORE
			NO.	YDS.	AVG.	LG	TD	NO.	YDS.	AVG.	LG	TD		
01/10	at Titans	P	7	109	15.6	28	0	2	19	9.5	15	0	W	20-13
01/16	at Bills	S	4	87	21.8	30	0	0	0	0.0	0	0	L	3-17
2020 TOTALS		2-1	11	196	17.8	30	0	2	19	9.5	15	0	1-1	





DEON BUSH



SAFETY #26
MIAMI (FLA.)

8TH YEAR IN THE NFL

3RD YEAR WITH THE CHIEFS

HEIGHT: 6'0"
WEIGHT: 200 LBS
DRAFTED: FA-22
BIRTHDAY: 8/14/93

- 👁️ Bush enters his third season with the Chiefs in 2024.
- 👁️ Originally entered the NFL as a fourth-round pick (124th overall) by the Chicago Bears in the 2016 NFL Draft.

Re-signed with Kansas City (3/13/24) ... Re-signed with Kansas City (4/3/23) ... Signed with Kansas City (3/28/22) ... Re-signed with Chicago (3/25/21) ... Re-signed with Chicago (3/20/20) ... Originally entered the NFL as a fourth-round (124th overall) pick by the Chicago Bears in the 2016 NFL Draft.

Transactions:

COLLEGE

Three-time All-ACC honoree (2013-15) ... Started 32-of-45 career games in four seasons (2012-15) with Miami ... Totaled 168 tackles, 10 tackles for loss, 5.0 sacks, nine forced fumbles, three fumble recoveries, 13 passes defended and four interceptions; started 12-of-13 games in 2015.

PERSONAL

- 👁️ As a senior out of Columbus H.S. (Miami, Fla.) made 40 stops and had seven interceptions.

DEON BUSH'S NFL REGULAR SEASON DEFENSIVE STATISTICS

DATE	TEAM	GP	GS	TACKLES							INTERCEPTIONS					O. FUMB				ST			MISC				
				TK	S	A	TFL	YDS	SK	YDS	QBH	NO	YDS	LG	TD	PD	FF	FR	TD	YDS	TK	S	A	FF	FR	S	A
2016	Bears	11	6	21	16	5	0	0	0.0	0.0	0	0	0	0	0	1	0	0	0	0	1	1	0	0	0	0	0
2017	Bears	13	0	3	1	2	0	0	0.0	0.0	0	0	0	0	0	0	0	0	0	0	3	3	0	0	0	0	0
2018	Bears	15	2	6	6	0	1	7	1.0	7.0	1	0	0	0	0	1	0	0	0	0	2	2	0	0	0	0	0
2019	Bears	15	0	6	6	0	0	0	0.0	0.0	0	0	0	0	0	2	0	0	0	0	2	2	0	0	0	0	0
2020	Bears	12	0	1	1	0	0	0	0.0	0.0	0	1	10	10	0	2	0	0	0	0	4	4	0	0	0	0	0
2021	Bears	14	4	31	23	8	0	0	0.0	0.0	0	2	42	27	0	5	0	0	0	0	9	8	1	0	0	0	0
2022	Chiefs	16	0	4	3	1	0	0	0.0	0.0	0	0	0	0	0	1	0	0	0	0	7	3	4	0	0	0	0
2023	Chiefs	6	0	7	5	2	0	0	0.0	0.0	0	0	0	0	0	0	0	0	0	0	0	0	0	0	0	0	0
NFL TOTALS		102	12	79	61	18	1	7	1.0	7.0	1	3	52	27	0	11	1	0	0	0	28	23	5	0	0	0	0

DEON BUSH'S NFL POSTSEASON DEFENSIVE STATISTICS

DATE	TEAM	GP	GS	TACKLES							INTERCEPTIONS					O. FUMB				ST			MISC				
				TK	S	A	TFL	YDS	SK	YDS	QBH	NO	YDS	LG	TD	PD	FF	FR	TD	YDS	TK	S	A	FF	FR	S	A
2018	Bears	1	1	3	3	0	0	0	0.0	0.0	0	0	0	0	0	0	0	0	0	0	0	0	0	0	0	0	0
2020	Bears	1	0	0	0	0	0	0	0.0	0.0	0	0	0	0	0	0	0	0	0	0	0	0	0	0	0	0	0
2022	Chiefs	3	0	0	0	0	0	0	0.0	0.0	0	0	0	0	0	0	0	0	0	0	1	1	0	0	0	0	0
2023	Chiefs	4	0	1	1	0	0	0	0.0	0.0	0	1	0	0	0	1	0	0	0	0	1	1	0	0	0	0	0
NFL TOTALS		9	1	4	4	0	0	0	0.0	0.0	0	1	0	0	0	1	0	0	0	0	2	2	0	0	0	0	0



SINGLE-GAME HIGHS: DEFENSIVE

Total Tackles 8 vs. Detroit, Oct 03, 2021
 7 at L.A. Chargers, Jan 07, 2024
 7 at N.Y. Giants, Nov 20, 2016
 6 at Cleveland, Sep 26, 2021
 5 at Seattle, Dec 26, 2021
 ...1 more at 5.

Solo Tackles 5 at L.A. Chargers, Jan 07, 2024
 5 vs. Detroit, Oct 03, 2021
 5 at Cleveland, Sep 26, 2021
 ...1 more at 5.

Sacks 1.0 at Detroit, Nov 22, 2018

Passes Defensed 1 vs. N.Y. Giants, Jan 02, 2022
 1 at Seattle, Dec 26, 2021
 1 vs. Minnesota, Dec 20, 2021
 ...7 more at 1.

Forced Fumbles 1 at San Francisco, Dec 23, 2018

Tackles For Loss 1 at Detroit, Nov 22, 2018

Interceptions 1 vs. N.Y. Giants, Jan 02, 2022
 1 vs. Minnesota, Dec 20, 2021
 1 vs. N.Y. Giants, Sep 20, 2020

Interception Return Yards 27 vs. Minnesota, Dec 20, 2021
 15 vs. N.Y. Giants, Jan 02, 2022
 10 vs. N.Y. Giants, Sep 20, 2022

Special Teams Tackles 3 vs. Tennessee, Nov 06, 2022
 1 at San Francisco, Oct 23, 2022
 1 vs. Buffalo, Oct 16, 2022
 1 at Minnesota, Jan 09, 2022
 ...20 more at 1.

SINGLE-GAME HIGHS - POSTSEASON: DEFENSIVE

Total Tackles 3 vs. Philadelphia, Jan 06, 2019

Solo Tackles 3 vs. Philadelphia, Jan 06, 2019

2016 GAME-BY-GAME REGULAR-SEASON STATISTICS (BEARS)

DATE	OPPONENT	P/S	TACKLES							INTERCEPTIONS				O. FUMB				ST				MISC		W/L	SCORE										
			TK	S	A	SK	YDS	TFL	YDS	QBH	NO	YDS	LG	TD	PD	FF	FR	TD	YDS	TK	S	A	FF			FR	S	A							
09/11	at Texans																										L	14-23							
09/19	Eagles																										L	14-29							
09/25	at Cowboys	P	0	0	0	0.0	0.0	0	0	0	0	0	0	0	0	0	0	0	0	0	0	0	0	0	0	0	L	17-31							
10/02	Lions																									W	17-14								
10/09	at Colts																									L	23-29								
10/16	Jaguars	P	0	0	0	0.0	0.0	0	0	0	0	0	0	0	0	0	0	0	0	0	0	0	0	0	0	L	16-17								
10/20	at Packers	P	0	0	0	0.0	0.0	0	0	0	0	0	0	0	0	0	0	0	1	1	0	0	0	0	0	L	10-26								
10/31	Vikings	P	0	0	0	0.0	0.0	0	0	0	0	0	0	0	0	0	0	0	0	0	0	0	0	0	0	W	20-10								
11/13	at Buccaneers	P	1	1	0	0.0	0.0	0	0	0	0	0	0	0	0	0	0	0	0	0	0	0	0	0	0	L	10-36								
11/20	at Giants	S	7	3	4	0.0	0.0	0	0	0	0	0	0	0	0	0	0	0	0	0	0	0	0	0	0	L	16-22								
11/27	Titans	S	2	2	0	0.0	0.0	0	0	0	0	0	0	0	0	0	0	0	0	0	0	0	0	0	0	L	21-27								
12/04	49ers	S	2	2	0	0.0	0.0	0	0	0	0	0	0	0	0	0	0	0	0	0	0	0	0	0	0	W	26-6								
12/11	at Lions	S	2	2	0	0.0	0.0	0	0	0	0	0	0	0	0	0	0	0	0	0	0	0	0	0	0	L	17-20								
12/18	Packers	S	5	5	0	0.0	0.0	0	0	0	0	0	0	0	0	0	0	0	0	0	0	0	0	0	0	L	27-30								
12/24	Redskins	S	2	1	1	0.0	0.0	0	0	0	0	0	0	0	0	0	0	0	0	0	0	0	0	0	0	L	21-41								
01/01	at Vikings																									L	10-38								
2016 TOTALS			11-6	21	16	5	0.0	0.0	0	0	0	0	0	0	0	0	0	0	1	0	0	0	0	0	0	0	0	0	0	0	0	0	0	0	3-13

2017 GAME-BY-GAME REGULAR-SEASON STATISTICS (BEARS)

DATE	OPPONENT	P/S	TACKLES							INTERCEPTIONS				O. FUMB				ST				MISC		W/L	SCORE									
			TK	S	A	SK	YDS	TFL	YDS	QBH	NO	YDS	LG	TD	PD	FF	FR	TD	YDS	TK	S	A	FF			FR	S	A						
09/10	Falcons	P	0	0	0	0.0	0.0	0	0	0	0	0	0	0	0	0	0	0	0	0	0	0	0	0	0	0	L	17-23						
09/17	at Buccaneers																									L	7-29							
09/24	Steelers																									W	23-17+							
09/28	at Packers	P	0	0	0	0.0	0.0	0	0	0	0	0	0	0	0	0	0	0	0	0	0	0	0	0	0	L	14-35							
10/09	Vikings	P	0	0	0	0.0	0.0	0	0	0	0	0	0	0	0	0	0	0	0	0	0	0	0	0	0	L	17-20							
10/15	at Ravens	P	0	0	0	0.0	0.0	0	0	0	0	0	0	0	0	0	0	0	1	1	0	0	0	0	0	W	27-24+							
10/22	Panthers	P	0	0	0	0.0	0.0	0	0	0	0	0	0	0	0	0	0	0	0	0	0	0	0	0	0	W	17-3							
10/29	at Saints	P	0	0	0	0.0	0.0	0	0	0	0	0	0	0	0	0	0	0	0	0	0	0	0	0	0	L	12-20							
11/12	Packers	P	0	0	0	0.0	0.0	0	0	0	0	0	0	0	0	0	0	0	0	0	0	0	0	0	0	L	16-23							
11/19	Lions	P	0	0	0	0.0	0.0	0	0	0	0	0	0	0	0	0	0	0	0	0	0	0	0	0	0	L	24-27							
11/26	at Eagles	P	1	0	1	0.0	0.0	0	0	0	0	0	0	0	0	0	0	0	0	0	0	0	0	0	0	L	3-31							
12/03	49ers																									L	14-15							
12/10	at Bengals	P	0	0	0	0.0	0.0	0	0	0	0	0	0	0	0	0	0	0	0	0	0	0	0	0	0	W	33-7							
12/16	at Lions	P	2	1	1	0.0	0.0	0	0	0	0	0	0	0	0	0	0	0	1	1	0	0	0	0	0	L	10-20							
12/24	Browns	P	0	0	0	0.0	0.0	0	0	0	0	0	0	0	0	0	0	0	1	1	0	0	0	0	0	W	20-3							
12/31	at Vikings	P	0	0	0	0.0	0.0	0	0	0	0	0	0	0	0	0	0	0	0	0	0	0	0	0	0	L	10-23							
2017 TOTALS			13-0	3	1	2	0.0	0.0	0	0	0	0	0	0	0	0	0	0	0	0	0	0	0	0	0	0	0	0	0	0	0	0	0	5-11

+ - Overtime



2018 GAME-BY-GAME REGULAR-SEASON STATISTICS (BEARS)

DATE	OPPONENT	P/S	TACKLES							INTERCEPTIONS					O. FUMB				ST				MISC		W/L	SCORE						
			TK	S	A	SK	YDS	TFL	YDS	QBH	NO	YDS	LG	TD	PD	FF	FR	TD	YDS	TK	S	A	FF	FR			S	A				
09/09	at Packers	P	0	0	0	0.0	0.0	0	0	0	0	0	0	0	0	0	0	0	1	1	0	0	0	0	0	L	23-24					
09/17	Seahawks	P	0	0	0	0.0	0.0	0	0	0	0	0	0	0	0	0	0	0	0	0	0	0	0	0	0	W	24-17					
09/23	at Cardinals	P	0	0	0	0.0	0.0	0	0	0	0	0	0	0	0	0	0	0	0	0	0	0	0	0	0	W	16-14					
09/30	Buccaneers	P	0	0	0	0.0	0.0	0	0	0	0	0	0	0	0	0	0	0	0	0	0	0	0	0	0	W	48-10					
10/14	at Dolphins	P	0	0	0	0.0	0.0	0	0	0	0	0	0	0	0	0	0	0	0	0	0	0	0	0	0	L	28-31+					
10/21	Patriots	P	0	0	0	0.0	0.0	0	0	0	0	0	0	0	0	0	0	0	0	0	0	0	0	0	0	L	31-38					
10/28	Jets	P	0	0	0	0.0	0.0	0	0	0	0	0	0	0	0	0	0	0	0	0	0	0	0	0	0	W	24-10					
11/04	at Bills	P	1	1	0	0.0	0.0	0	0	0	0	0	0	0	0	0	0	0	0	0	0	0	0	0	0	W	41-9					
11/11	Lions	P	1	1	0	0.0	0.0	0	0	0	0	0	0	0	0	0	0	0	1	1	0	0	0	0	0	W	34-22					
11/18	Vikings	P	0	0	0	0.0	0.0	0	0	0	0	0	0	0	0	0	0	0	0	0	0	0	0	0	0	W	25-20					
11/22	at Lions	P	1	1	0	1.0	7.0	1	7	1	0	0	0	0	0	0	0	0	0	0	0	0	0	0	0	W	23-16					
12/02	at Giants	P	0	0	0	0.0	0.0	0	0	0	0	0	0	0	0	0	0	0	0	0	0	0	0	0	0	L	27-30+					
12/09	Rams																									W	15-6					
12/16	Packers	P	1	1	0	0.0	0.0	0	0	0	0	0	0	0	0	0	0	0	0	0	0	0	0	0	0	W	24-17					
12/23	at 49ers	S	2	2	0	0.0	0.0	0	0	0	0	0	0	0	0	0	0	1	0	0	0	0	0	0	0	W	14-9					
12/30	at Vikings	S	0	0	0	0.0	0.0	0	0	0	0	0	0	0	0	0	0	0	0	0	0	0	0	0	0	W	24-10					
2018 TOTALS		15-2	6	6	0	1.0	7.0	1	7	1	0	0	0	0	0	0	1	0	0	0	0	2	2	0	0	0	0	0	0	0	0	12-4

+ - Overtime

2019 GAME-BY-GAME REGULAR-SEASON STATISTICS (BEARS)

DATE	OPPONENT	P/S	TACKLES							INTERCEPTIONS					O. FUMB				ST				MISC		W/L	SCORE						
			TK	S	A	SK	YDS	TFL	YDS	QBH	NO	YDS	LG	TD	PD	FF	FR	TD	YDS	TK	S	A	FF	FR			S	A				
09/05	Packers	P	0	0	0	0.0	0.0	0	0	0	0	0	0	0	0	0	0	0	0	0	0	0	0	0	0	0	L	3-10				
09/15	at Broncos	P	0	0	0	0.0	0.0	0	0	0	0	0	0	0	0	1	0	0	0	0	0	0	0	0	0	0	W	16-14				
09/23	at Redskins	P	1	1	0	0.0	0.0	0	0	0	0	0	0	0	0	0	0	0	1	1	0	0	0	0	0	0	W	31-15				
09/29	Vikings	P	0	0	0	0.0	0.0	0	0	0	0	0	0	0	0	0	0	0	0	0	0	0	0	0	0	0	W	16-6				
10/06	at Raiders	P	1	1	0	0.0	0.0	0	0	0	0	0	0	0	0	0	0	0	0	0	0	0	0	0	0	0	L	21-24				
10/20	Saints	P	0	0	0	0.0	0.0	0	0	0	0	0	0	0	0	0	0	0	0	0	0	0	0	0	0	0	L	25-36				
10/27	Chargers	P	0	0	0	0.0	0.0	0	0	0	0	0	0	0	0	0	0	0	0	0	0	0	0	0	0	0	L	16-17				
11/03	at Eagles																										L	14-22				
11/10	Lions	P	0	0	0	0.0	0.0	0	0	0	0	0	0	0	0	0	0	0	0	0	0	0	0	0	0	0	W	20-13				
11/17	at Rams	P	0	0	0	0.0	0.0	0	0	0	0	0	0	0	0	0	0	0	0	0	0	0	0	0	0	0	L	7-17				
11/24	Giants	P	0	0	0	0.0	0.0	0	0	0	0	0	0	0	0	0	0	0	0	0	0	0	0	0	0	0	W	19-14				
11/28	at Lions	P	0	0	0	0.0	0.0	0	0	0	0	0	0	0	0	0	0	0	1	1	0	0	0	0	0	0	W	24-20				
12/05	Cowboys	P	3	3	0	0.0	0.0	0	0	0	0	0	0	0	1	0	0	0	0	0	0	0	0	0	0	0	W	31-24				
12/15	at Packers	P	1	1	0	0.0	0.0	0	0	0	0	0	0	0	0	0	0	0	0	0	0	0	0	0	0	0	L	13-21				
12/22	Chiefs	P	0	0	0	0.0	0.0	0	0	0	0	0	0	0	0	0	0	0	0	0	0	0	0	0	0	0	L	3-26				
12/29	at Vikings	P	0	0	0	0.0	0.0	0	0	0	0	0	0	0	0	0	0	0	0	0	0	0	0	0	0	0	W	21-19				
2019 TOTALS		15-0	6	6	0	0.0	0.0	0	0	0	0	0	0	0	2	0	0	0	0	2	2	0	0	0	0	0	0	0	0	0	0	8-8

2020 GAME-BY-GAME REGULAR-SEASON STATISTICS (BEARS)

DATE	OPPONENT	P/S	TACKLES							INTERCEPTIONS					O. FUMB				ST				MISC		W/L	SCORE						
			TK	S	A	SK	YDS	TFL	YDS	QBH	NO	YDS	LG	TD	PD	FF	FR	TD	YDS	TK	S	A	FF	FR			S	A				
09/13	at Lions	P	0	0	0	0.0	0.0	0	0	0	0	0	0	0	0	0	0	0	0	0	0	0	0	0	0	0	W	27-23				
09/20	Giants	P	1	1	0	0.0	0.0	0	0	0	1	10	10	0	1	0	0	0	0	0	0	0	0	0	0	0	0	W	17-13			
09/27	at Falcons	P	0	0	0	0.0	0.0	0	0	0	0	0	0	0	0	0	0	0	1	1	0	0	0	0	0	0	W	30-26				
10/04	Colts	P	0	0	0	0.0	0.0	0	0	0	0	0	0	0	0	0	0	0	0	0	0	0	0	0	0	0	L	11-19				
10/08	Buccaneers																										W	20-19				
10/18	at Panthers																										W	23-16				
10/26	at Rams	P	0	0	0	0.0	0.0	0	0	0	0	0	0	0	0	0	0	0	1	1	0	0	0	0	0	0	L	10-24				
11/01	Saints	P	0	0	0	0.0	0.0	0	0	0	0	0	0	0	0	0	0	0	1	1	0	0	0	0	0	0	L	23-26+				
11/08	at Titans																										L	17-24				
11/16	Vikings	P	0	0	0	0.0	0.0	0	0	0	0	0	0	0	0	0	0	0	1	1	0	0	0	0	0	0	L	13-19				
11/29	at Packers	P	0	0	0	0.0	0.0	0	0	0	0	0	0	0	0	0	0	0	0	0	0	0	0	0	0	0	L	25-41				
12/06	Lions	P	0	0	0	0.0	0.0	0	0	0	0	0	0	0	1	0	0	0	0	0	0	0	0	0	0	0	L	30-34				
12/13	Texans	P	0	0	0	0.0	0.0	0	0	0	0	0	0	0	0	0	0	0	0	0	0	0	0	0	0	0	W	36-7				
12/20	at Vikings																										W	33-27				
12/27	at Jaguars	P	0	0	0	0.0	0.0	0	0	0	0	0	0	0	0	0	0	0	0	0	0	0	0	0	0	0	W	41-17				
01/03	Packers																										L	16-35				
2020 TOTALS		11-0	1	1	0	0.0	0.0	0	0	0	1	10	10	0	2	0	0	0	0	4	4	0	0	0	0	0	0	0	0	0	0	8-8

+ - Overtime



2022 GAME-BY-GAME POSTSEASON STATISTICS (CHIEFS)

DATE	OPPONENT	P/S	TACKLES							INTERCEPTIONS					O. FUMB				ST				MISC		SCORE			
			TK	S	A	SK	YDS	TFL	YDS	QBH	NO	YDS	LG	TD	PD	FF	FR	TD	YDS	TK	S	A	FF	FR		S	A	W/L
01/21	Jaguars	P	0	0	0	0.0	0.0	0	0	0	0	0	0	0	0	0	0	0	0	0	0	0	0	0	0	0	W	27-20
01/29	Bengals	P	0	0	0	0.0	0.0	0	0	0	0	0	0	0	0	0	0	0	0	0	0	0	0	0	0	0	W	23-20
02/12	at Eagles	P	0	0	0	0.0	0.0	0	0	0	0	0	0	0	0	0	0	0	0	0	0	0	0	0	0	0	W	38-35
2022 TOTALS		3-0	0	0	0	0.0	0.0	0	0	0	0	0	0	0	0	0	0	0	0	0	0	0	0	0	0	0	0	3-0

2023 GAME-BY-GAME POSTSEASON STATISTICS (CHIEFS)

DATE	OPPONENT	P/S	TACKLES							INTERCEPTIONS					O. FUMB				ST				MISC		SCORE			
			TK	S	A	SK	YDS	TFL	YDS	QBH	NO	YDS	LG	TD	PD	FF	FR	TD	YDS	TK	S	A	FF	FR		S	A	W/L
01/13	Dolphins	P	0	0	0	0.0	0.0	0	0	0	0	0	0	0	0	0	0	0	0	0	0	0	0	0	0	0	W	26-7
01/21	at Bills	P	1	1	0	0.0	0.0	0	0	0	0	0	0	0	0	0	0	0	0	0	0	0	0	0	0	0	W	27-24
01/28	at Ravens	P	0	0	0	0.0	0.0	0	0	0	1	0	0	0	1	0	0	0	0	0	0	0	0	0	0	0	W	17-10
02/11	49ers	P	0	0	0	0.0	0.0	0	0	0	0	0	0	0	0	0	0	0	0	0	0	0	0	0	0	0	W	25-22+
2023 TOTALS		4-0	1	1	0	0.0	0.0	0	0	0	1	0	0	0	1	0	0	0	0	0	0	0	0	0	0	0	0	4-0

+ - Overtime





HARRISON BUTKER



KICKER #7
GEORGIA TECH

8TH YEAR IN THE NFL

8TH YEAR WITH THE CHIEFS

HEIGHT: 6'4"
WEIGHT: 205 LBS
DRAFTED: FA-17
BIRTHDAY: 7/14/95

- Butker enters his eighth season with the Chiefs in 2024.
- Originally entered the NFL as a seventh-round pick (233rd overall) by the Carolina Panthers in the 2017 NFL Draft.

Career Highlights:

- His 900 points are the third-most all-time points in franchise history. He is only the third player in franchise history with 900 or more career points. His 221 field goal attempts and 197 makes are the third most in Chiefs history.
- Passed the 100-point plateau for five-consecutive seasons (2017-21). He was eight points shy in 2022 due to a high ankle sprain that forced him to sit for four games. Butker's five seasons with 100 or more points are tied for the second-most in franchise history with PFHOF K Jan Stenerud (1967-71). He recorded his sixth season with 100+ points in 2023 (137), giving him the second-most seasons with such a mark in NFL history.
- Passed K Nick Lowery (20) for first in franchise history for most field goals made of 50+ yards in a Chiefs kicker's career with 28. He is tied with Chris Boswell for the fifth-most 50+ yard field goals since 2017 in league history.
- Against Cincinnati (12/31/23), recorded career single-game highs for field goals made (6), field goal attempts (6) and points (19).
- Did not miss a single PAT in the 2023 season and missed just two field goals all season for a conversion percentage of .943.
- Made 24 consecutive field goals from 2022 to 2023, the most in Chiefs history.
- Tallied 844 points in his first 100 games, second only to Justin Tucker's 850 points.
- During his return in Week 6 of the 2022 season, Butker kicked the longest field goal recorded at GEHA Field at Arrowhead Stadium with a 62-yard boot. His 62-yard field goal against the Buffalo Bills is his longest field goal of his career and is also the longest field goal in franchise history.
- Butker kicked two field goals and a point after to force three overtime games in the 2021 season. The point after came against the Chargers (12/16/21). The two field goals were versus the Buffalo Bills in the AFC Divisional Round Game (1/23/22) and versus the Cincinnati Bengals in the AFC Championship Game (1/30/22).
- In the game vs. the L.A. Chargers (9/20/20), Butker converted two former career-long 58-yard field goals (one in the third quarter and one in overtime) to tie Lowery for the longest-made field goal in Chiefs history, at the time. During this game Butker also notched his 16th-consecutive game with a made field goal setting the franchise record for most

consecutive games with a made field goal, passing K Lawrence Tynes who scored a field goal in 15-consecutive games from Week 15 of 2004 to Week 13 of 2005.

- During the 2019 season, Butker reached 147 points setting a new record for the most points by a kicker in a single season. It trailed only Priest Holmes' 162 points in 2003 for most in franchise history.
- Butker converted a field goal in 14-straight games in 2019, tying for the longest individual streak in a single-season in franchise history with Jan Stenerud with 14.
- In the game vs. Minnesota (11/3/19), Butker converted 54- and 44-yard field goals in the final three minutes of the game allowing the Chiefs to tie and then win the game. The last kicker in NFL History to kick a game tying FG of 50+ yards and a FG of 40+ yards to put his team ahead for good with both coming in the final three minutes of the fourth quarter was Buccaneers K Martin Gramatica on Oct. 27, 2002.
- With 38 made field goals during the 2017 season Butker holds the franchise record for most field goals made in a single season.
- Butker tallied 426 career points in his first three NFL seasons, the most by any player in NFL history in their first three seasons.
- During his rookie season he recorded 142 points for the 2017 season, ranking first in franchise history, at the time, for most points by a kicker in a single season, passing Lowery's previous mark of 139 set in 1990.
- In the game vs. the Buffalo Bills (11/26/17), Butker converted a 45-yard field goal, giving him 23 consecutive made field goals, which ranked first at the time for the most consecutive field goals made in franchise history.

Postseason Career Highlights:

- One of six players to have been on the active roster for all three of the club's Super Bowl victories over the past five years (LV, LVII and LVIII). He is joined by G Nick Allegretti, DT Chris Jones, TE Travis Kelce, QB Patrick Mahomes and LS James Winchester.
- Has played in 19 postseason games for the Chiefs, tying him with teammate DT Chris Jones for the third-most in franchise history.
- In seven postseasons, Butker owns 158 career postseason points, extending his franchise record. He has 62 career PATs to go along with 32 made field goals, both sitting as the top marks in franchise history.
- With 158 points in the postseason, Butker has the fifth-most points scored in the postseason by any player in NFL history. He ranks fifth amongst kickers as well.



- Converted two 50+ yard field goals in the 2023 postseason giving him six career postseason 50+ yard field goals, the most in NFL history passing K Adam Vinatieri.
- Butker did not miss a single kick in the 2023 postseason and recorded career postseason highs for made field goals (11) and attempts (11). He added eight extra points.
- In his first four postseason campaigns, Butker scored 65 points, passing RB Damien Williams (60) for the most playoff points scored in franchise history, at the time.
- In Super Bowl LVIII in Las Vegas, Butker converted a 57-yard field goal, the longest field goal in Super Bowl history, helping propel the club to their 25-22 victory.
- In Super Bowl LVIII against the 49ers, Butker converted a 29-yard field goal to send the game into overtime tied at 19-19. He converted four field goals in Super Bowl LVIII, tying his postseason career high that he had set just a few weeks before against Miami in the Wild Card Game for made field goals in a game.
- In Super Bowl LVII in Arizona, Butker kicked a 27-yard field goal giving the Chiefs a 38-35 advantage with eight seconds left. His kick gave the Chiefs their third Super Bowl win in franchise history.
- In Super Bowl LV in Tampa Bay, Butker scored three field goals giving him 11 made field goals in the postseason passing Stenerud (nine) for the most playoff field goals made in franchise history. His three field goals in the game tied for the most field goals made in a single postseason game in team

history, at the time.

- In Super Bowl LV, Butker connected on a 52-yard field goal, marking the longest made field goal in Chiefs postseason history. He topped the previous franchise-long kick of 50 yards, which he set in the 2020 AFC Divisional matchup against the Cleveland Browns.

Honors:

- Voted by his teammates to be a captain prior to the 2023 Playoffs.
- 2023 Week 17 AFC Special Teams Player of the Week.
- 2020 Week 2 AFC Special Teams Player of the Week.
- November 2019 AFC Special Teams Player of the Month.
- 2019 Week 9 AFC Special Teams Player of the Week.
- October and December 2017 AFC Special Teams Player of the Month.
- 2017 Weeks 8 and 16 AFC Special Teams Player of the Week.
- 2017 PFWA All-Rookie Team.

Transactions:

Re-signed with Kansas City (6/13/19) ... Re-signed with Kansas City (4/15/19) ... Signed with Kansas City (9/26/17) ... Signed with Carolina's practice squad (9/14/17) ... Released by Carolina (9/13/17) ... Originally entered the NFL as a seventh-round pick (233rd overall) by the Carolina Panthers in the 2017 NFL Draft.

COLLEGE

Played in 52 games at Georgia Tech ... Finished his career first in school history with 337 points scored and third with a 71.7 field goal percentage ... Converted a school record 208-of-210 extra point tries ... Ended his career with 102 consecutive extra points made ... Connected on 43-of-60 field goal attempts, including four-of-seven from 50 yards or more with a long of 53 yards ... Recorded 177 touchbacks on 294 kickoffs ... Named All-ACC honorable mention his senior year.

PERSONAL

- Lettered three years in football and basketball, and four years in soccer at Westminster High School in Atlanta, Ga.
- Named All-State kicker in 2011 and 2012.
- Finished high school with Westminster's school record for longest field goal (53 yards) and the school mark for most field goals in a season, going 16-for-17 during his junior year.
- Won a pair of state championships on the soccer field in 2011 and 2012.
- Graduated from Georgia Tech with a degree in industrial engineering.
- Hometown: Decatur, Ga.

HARRISON BUTKER'S NFL REGULAR SEASON KICKING STATISTICS

DATE	TEAM	GP	FGM	FGA	PCT.	LG	XP	XPA	PCT.	BLK	PTS
2017	Panthers	0	0	0	0.0	0	0	0	0.0	0	0
Went from Carolina to Kansas City.											
2017	Chiefs	13	38	42	90.5	53	28	28	100.0	0	142
2017	TOTAL	13	38	42	90.5	53	28	28	100.0	0	142
2018	Chiefs	16	24	27	88.9	54	65	69	94.2	0	137
2019	Chiefs	16	34	38	89.5	56	45	48	93.8	1	147
2020	Chiefs	16	25	27	92.6	58	48	54	88.9	0	123
2021	Chiefs	16	25	28	89.3	56	47	49	95.9	0	122
2022	Chiefs	13	18	24	75.0	62	38	41	92.7	1	92
2023	Chiefs	17	33	35	94.3	60	38	38	100.0	0	137
NFL TOTALS		107	197	221	89.1	62	309	327	94.5	2	900

HARRISON BUTKER'S NFL POSTSEASON KICKING STATISTICS

DATE	TEAM	GP	FGM	FGA	PCT.	LG	XP	XPA	PCT.	BLK	PTS
2017	Chiefs	1	0	1	0.0	0	3	3	100.0	0	3
2018	Chiefs	2	2	2	100.0	39	8	8	100.0	0	14
2019	Chiefs	3	2	2	100.0	31	15	16	93.8	0	21
2020	Chiefs	3	7	8	87.5	52	6	7	85.7	0	27
2021	Chiefs	3	4	5	80.0	49	12	13	92.3	0	24
2022	Chiefs	3	6	7	85.7	50	10	10	100.0	0	28
2023	Chiefs	4	11	11	100.0	57	8	8	100.0	0	41
NFL TOTALS		19	32	36	88.9	57	62	65	95.4	0	158

HARRISON BUTKER'S NFL REGULAR SEASON FIELD-GOAL ACCURACY STATISTICS

DATE	TEAM	1-19	PCT.	20-29	PCT.	30-39	PCT.	40-49	PCT.	50+	PCT.
2017	Panthers	0-0	0.0	0-0	0.0	0-0	0.0	0-0	0.0	0-0	0.0
Went from Carolina to Kansas City .											
2017	Chiefs	0-0	0.0	8-8	100.0	16-17	94.1	10-12	83.3	4-5	80.0
2017	TOTAL	0-0	0.0	8-8	100.0	16-17	94.1	10-12	83.3	4-5	80.0
2018	Chiefs	0-0	0.0	9-9	100.0	7-7	100.0	6-7	85.7	2-4	50.0
2019	Chiefs	0-0	0.0	9-9	100.0	9-10	90.0	13-13	100.0	3-6	50.0
2020	Chiefs	2-2	100.0	7-7	100.0	9-9	100.0	3-5	60.0	4-4	100.0
2021	Chiefs	0-0	0.0	3-3	100.0	11-11	100.0	4-5	80.0	7-9	77.8
2022	Chiefs	0-0	0.0	7-7	100.0	4-5	80.0	4-5	80.0	3-7	42.9
2023	Chiefs	0-0	0.0	8-8	100.0	13-15	86.7	7-7	100.0	5-5	100.0
NFL TOTALS		2-2	100.0	51-51	100.0	69-74	93.2	47-54	87.0	28-40	70.0

HARRISON BUTKER'S NFL POSTSEASON FIELD-GOAL ACCURACY STATISTICS

DATE	TEAM	1-19	PCT.	20-29	PCT.	30-39	PCT.	40-49	PCT.	50+	PCT.
2017	Chiefs	0-0	0.0	0-0	0.0	0-0	0.0	0-1	0.0	0-0	0.0
2018	Chiefs	0-0	0.0	0-0	0.0	2-2	100.0	0-0	0.0	0-0	0.0
2019	Chiefs	0-0	0.0	1-1	100.0	1-1	100.0	0-0	0.0	0-0	0.0
2020	Chiefs	0-0	0.0	1-1	100.0	2-3	66.7	2-2	100.0	2-2	100.0
2021	Chiefs	0-0	0.0	1-1	100.0	1-1	100.0	2-2	100.0	0-1	0.0
2022	Chiefs	0-0	0.0	2-2	100.0	0-0	0.0	2-3	66.7	2-2	100.0
2023	Chiefs	0-0	0.0	7-7	100.0	1-1	100.0	1-1	100.0	2-2	100.0
NFL TOTALS		0-0	0.0	12-12	100.0	7-8	87.5	7-9	77.8	6-7	85.7

SINGLE-GAME HIGHS: KICKER

Field Goals Made	6 vs. Cincinnati, Dec 31, 2023 5 vs. Denver, Dec 06, 2020 5 vs. Miami, Dec 24, 2017 5 vs. Denver, Oct 30, 2017 ...1 more at 5.	Points	19 vs. Cincinnati, Dec 31, 2023 18 at Houston, Oct 08, 2017 17 vs. Miami, Dec 24, 2017 17 vs. Denver, Oct 30, 2017 16 vs. Denver, Dec 06, 2020 ...2 more at 16.
Field Goal Attempts	6 vs. Cincinnati, Dec 31, 2023 6 vs. Miami, Dec 24, 2017 5 vs. Denver, Dec 06, 2020 5 at Tennessee, Nov 10, 2019 ...2 more at 5.	Special Teams Tackles	1 vs. Denver, Dec 06, 2020 1 vs. Baltimore, Dec 09, 2018 1 vs. Arizona, Nov 11, 2018
Longest Field Goals Made	62 vs. Buffalo, Oct 16, 2022 60 vs. Denver, Oct 12, 2023 58 at L.A. Chargers, Sep 20, 2020 56 at Denver, Oct 29, 2023 56 vs. Denver, Dec 05, 2021 ...1 more at 56.	Kickoff Average	67.2 at Las Vegas, Nov 26, 2023 67.0 vs. Carolina, Nov 08, 2020 66.7 vs. L.A. Rams, Nov 27, 2022 66.6 at Denver, Dec 31, 2017 66.3 vs. Oakland, Dec 30, 2018 ...2 more at 66.3.
Longest Field Goal Attempts	62 vs. Buffalo, Oct 16, 2022 60 vs. Denver, Oct 12, 2023 58 at L.A. Chargers, Sep 20, 2020 58 at L.A. Chargers, Sep 20, 2020 57 at Tennessee, Oct 24, 2021	Extra Point Attempt Percentage	100.0 vs. Chicago, Sep 24, 2023 100.0 at San Francisco, Oct 23, 2022 100.0 vs. Las Vegas, Dec 12, 2021 ...11 more at 100.0.
PATs Made	6 at San Francisco, Oct 23, 2022 6 vs. Las Vegas, Dec 12, 2021 6 at Philadelphia, Oct 03, 2021 ...3 more at 6.	Field Goal Percentage	100.0 vs. Cincinnati, Dec 31, 2023 100.0 vs. Denver, Oct 12, 2023 100.0 vs. L.A. Rams, Nov 27, 2022 ...8 more at 100.0.
PAT Attempts	7 at L.A. Rams, Nov 19, 2018 6 at San Francisco, Oct 23, 2022 6 vs. Las Vegas, Dec 12, 2021 6 at Philadelphia, Oct 03, 2021 ...2 more at 6.	Touchbacks	9 at Denver, Oct 25, 2020 8 vs. Cincinnati, Dec 31, 2023 8 at New England, Oct 14, 2018 8 at Houston, Oct 08, 2017 7 vs. Chicago, Sep 24, 2023 ...3 more at 7.

SINGLE-GAME HIGHS - POSTSEASON: KICKER

Field Goals Made	4 vs. San Francisco, Feb 11, 2024 4 vs. Miami, Jan 13, 2024 3 vs. Cincinnati, Jan 29, 2023 3 vs. Buffalo, Jan 23, 2022 ...2 more at 3.	Points	14 vs. Miami, Jan 13, 2024 13 vs. San Francisco, Feb 11, 2024 12 vs. Buffalo, Jan 23, 2022 11 vs. Cincinnati, Jan 29, 2023 10 vs. Cleveland, Jan 17, 2021
Field Goal Attempts	4 vs. San Francisco, Feb 11, 2024 4 vs. Miami, Jan 13, 2024 4 vs. Buffalo, Jan 23, 2022 ...1 more at 4.	Special Teams Tackles	1 vs. Jacksonville, Jan 21, 2023
Longest Field Goals Made	57 vs. San Francisco, Feb 11, 2024 52 at Baltimore, Jan 28, 2024 52 at Tampa Bay, Feb 07, 2021 50 vs. Jacksonville, Jan 21, 2023 50 vs. Cleveland, Jan 17, 2021	Kickoff Average	65.0 vs. San Francisco, Feb 11, 2024 65.0 vs. Jacksonville, Jan 21, 2023 65.0 vs. Buffalo, Jan 24, 2021 64.6 vs. Houston, Jan 12, 2020 64.0 vs. Buffalo, Jan 23, 2022
Longest Field Goal Attempts	57 vs. San Francisco, Feb 11, 2024 52 at Baltimore, Jan 28, 2024 52 at Tampa Bay, Feb 07, 2021 50 vs. Jacksonville, Jan 21, 2023 50 vs. Jacksonville, Jan 21, 2023 ...2 more at 50.	Extra Point Attempt Percentage	100.0 at Philadelphia, Feb 12, 2023 100.0 vs. Pittsburgh, Jan 16, 2022 100.0 vs. Buffalo, Jan 24, 2021 ...1 more at 100.0.
PATs Made	6 vs. Pittsburgh, Jan 16, 2022 6 vs. Houston, Jan 12, 2020 5 at Philadelphia, Feb 12, 2023 5 vs. Buffalo, Jan 24, 2021 ...1 more at 5.	Field Goal Percentage	100.0 vs. San Francisco, Feb 11, 2024 100.0 vs. Miami, Jan 13, 2024 75.0 vs. Buffalo, Jan 23, 2022 75.0 vs. Cleveland, Jan 17, 2021 7 vs. San Francisco, Feb 11, 2024 7 vs. Buffalo, Jan 24, 2021
PAT Attempts	7 vs. Houston, Jan 12, 2020 6 vs. Pittsburgh, Jan 16, 2022 5 at Philadelphia, Feb 12, 2023 5 vs. Buffalo, Jan 24, 2021 5 vs. Tennessee, Jan 19, 2020	Touchbacks	6 at Philadelphia, Feb 12, 2023 6 vs. Buffalo, Jan 23, 2022 ...1 more at 6.

2017 GAME-BY-GAME REGULAR-SEASON STATISTICS (PANTHERS/CHIEFS)

DATE	OPPONENT		FIELD GOALS				EXTRA POINTS				PTS	W/L	SCORE
			FGM	FGA	PCT	LG	XP	XPA	PCT	BLK			
09/10	at 49ers						INACTIVE				W	23-3	
09/17	Bills						PRACTICE SQUAD				W	9-3	
09/24	Saints						PRACTICE SQUAD				L	13-34	
							Went from Panthers to Chiefs.						
10/02	Redskins	P	3	4	75.0	43	2	2	100.0	0	11	W	29-20
10/08	at Texans	P	5	5	100.0	49	3	3	100.0	0	18	W	42-34
10/15	Steelers	P	2	2	100.0	46	1	1	100.0	0	7	L	13-19
10/19	at Raiders	P	3	3	100.0	53	3	3	100.0	0	12	L	30-31
10/30	Broncos	P	5	5	100.0	51	2	2	100.0	0	17	W	29-19
11/05	at Cowboys	P	1	1	100.0	38	2	2	100.0	0	5	L	17-28
11/19	at Giants	P	3	3	100.0	31	0	0	0.0	0	9	L	9-12+
11/26	Bills	P	1	1	100.0	45	1	1	100.0	0	4	L	10-16
12/03	at Jets	P	1	2	50.0	36	4	4	100.0	0	7	L	31-38
12/10	Raiders	P	4	4	100.0	53	2	2	100.0	0	14	W	26-15
12/16	Chargers	P	3	4	75.0	51	3	3	100.0	0	12	W	30-13
12/24	Dolphins	P	5	6	83.3	49	2	2	100.0	0	17	W	29-13
12/31	at Broncos	P	2	2	100.0	30	3	3	100.0	0	9	W	27-24
2017 TOTALS		13	38	42	90.5	53	28	28	100.0	0	142	9-7	

+ - Overtime



2018 GAME-BY-GAME REGULAR-SEASON STATISTICS (CHIEFS)

DATE	OPPONENT		FIELD GOALS				EXTRA POINTS				PTS	W/L	SCORE
			FGM	FGA	PCT	LG	XP	XPA	PCT	BLK			
09/09	at Chargers	P	1	1	100.0	46	5	5	100.0	0	8	W	38-28
09/16	at Steelers	P	0	0	0.0	0	6	6	100.0	0	6	W	42-37
09/23	49ers	P	1	1	100.0	37	5	5	100.0	0	8	W	38-27
10/01	at Broncos	P	2	2	100.0	33	3	3	100.0	0	9	W	27-23
10/07	Jaguars	P	3	3	100.0	42	3	3	100.0	0	12	W	30-14
10/14	at Patriots	P	4	4	100.0	43	4	4	100.0	0	16	L	40-43
10/21	Bengals	P	1	2	50.0	26	6	6	100.0	0	9	W	45-10
10/28	Broncos	P	1	1	100.0	24	3	4	75.0	0	6	W	30-23
11/04	at Browns	P	1	1	100.0	39	4	5	80.0	0	7	W	37-21
11/11	Cardinals	P	2	2	100.0	46	2	2	100.0	0	8	W	26-14
11/19	at Rams	P	1	1	100.0	21	6	7	85.7	0	9	L	51-54
12/02	at Raiders	P	2	2	100.0	50	4	5	80.0	1	10	W	40-33
12/09	Ravens	P	2	4	50.0	35	3	3	100.0	0	9	W	27-24+
12/13	Chargers	P	0	0	0.0	0	4	4	100.0	0	4	L	28-29
12/23	at Seahawks	P	3	3	100.0	54	2	2	100.0	0	11	L	31-38
12/30	Raiders	P	0	0	0.0	0	5	5	100.0	0	5	W	35-3
2018 TOTALS			16	24	27	88.9	54	65	69	94.2	1	137	12-4

+ - Overtime

2019 GAME-BY-GAME REGULAR-SEASON STATISTICS (CHIEFS)

DATE	OPPONENT		FIELD GOALS				EXTRA POINTS				PTS	W/L	SCORE
			FGM	FGA	PCT	LG	XP	XPA	PCT	BLK			
09/08	at Jaguars	P	4	4	100.0	46	4	4	100.0	0	16	W	40-26
09/15	at Raiders	P	0	0	0.0	0	4	4	100.0	0	4	W	28-10
09/22	Ravens	P	2	2	100.0	42	3	4	75.0	0	9	W	33-28
09/29	at Lions	P	2	3	66.7	44	4	4	100.0	0	10	W	34-30
10/06	Colts	P	2	2	100.0	36	1	1	100.0	0	7	L	13-19
10/13	Texans	P	1	2	50.0	41	3	3	100.0	0	6	L	24-31
10/17	at Broncos	P	3	3	100.0	39	3	3	100.0	0	12	W	30-6
10/27	Packers	P	1	2	50.0	28	3	3	100.0	0	6	L	24-31
11/03	Vikings	P	4	4	100.0	54	2	2	100.0	0	14	W	26-23
11/10	at Titans	P	4	5	80.0	43	2	3	66.7	0	14	L	32-35
11/18	at Chargers	P	1	1	100.0	41	3	3	100.0	0	6	W	24-17
12/01	Raiders	P	1	1	100.0	50	5	5	100.0	0	8	W	40-9
12/08	at Patriots	P	3	3	100.0	48	2	2	100.0	0	11	W	23-16
12/15	Broncos	P	3	3	100.0	44	0	0	0.0	0	9	W	23-3
12/22	at Bears	P	2	2	100.0	56	2	3	66.7	0	8	W	26-3
12/29	Chargers	P	1	1	100.0	40	4	4	100.0	0	7	W	31-21
2019 TOTALS			16	34	38	89.5	56	45	48	93.8	0	147	12-4

2020 GAME-BY-GAME REGULAR-SEASON STATISTICS (CHIEFS)

DATE	OPPONENT		FIELD GOALS				EXTRA POINTS				PTS	W/L	SCORE
			FGM	FGA	PCT	LG	XP	XPA	PCT	BLK			
09/10	Texans	P	2	2	100.0	29	4	4	100.0	0	10	W	34-20
09/20	at Chargers	P	3	3	100.0	58	0	1	0.0	1	9	W	23-20+
09/28	at Ravens	P	0	1	0.0	0	4	5	80.0	0	4	W	34-20
10/05	Patriots	P	2	2	100.0	39	2	3	66.7	0	8	W	26-10
10/11	Raiders	P	1	1	100.0	32	3	3	100.0	0	6	L	32-40
10/19	at Bills	P	2	2	100.0	37	2	3	66.7	0	8	W	26-17
10/25	at Broncos	P	3	3	100.0	40	4	5	80.0	0	13	W	43-16
11/01	Jets	P	0	0	0.0	0	5	5	100.0	0	5	W	35-9
11/08	Panthers	P	2	3	66.7	55	3	4	75.0	0	9	W	33-31
11/22	at Raiders	P	0	0	0.0	0	5	5	100.0	0	5	W	35-31
11/29	at Buccaneers	P	2	2	100.0	29	3	3	100.0	0	9	W	27-24
12/06	Broncos	P	5	5	100.0	48	1	1	100.0	0	16	W	22-16
12/13	at Dolphins	P	1	1	100.0	46	4	4	100.0	0	7	W	33-27
12/20	at Saints	P	1	1	100.0	22	3	3	100.0	0	6	W	32-29
12/27	Falcons	P	1	1	100.0	53	2	2	100.0	0	5	W	17-14
01/03	Chargers	P	0	0	0.0	0	3	3	100.0	0	3	L	21-38
2020 TOTALS			16	25	27	92.6	58	48	54	88.9	1	123	14-2

+ - Overtime



2021 GAME-BY-GAME REGULAR-SEASON STATISTICS (CHIEFS)

DATE	OPPONENT		FIELD GOALS				EXTRA POINTS				PTS	W/L	SCORE
			FGM	FGA	PCT	LG	XP	XPA	PCT	BLK			
09/12	Browns	P	2	2	100.0	43	3	3	100.0	0	9	W	33-29
09/19	at Ravens	P	0	0	0.0	0	5	5	100.0	0	5	L	35-36
09/26	Chargers	P	1	1	100.0	34	3	3	100.0	0	6	L	24-30
10/03	at Eagles	P	0	0	0.0	0	6	6	100.0	0	6	W	42-30
10/10	Bills	P	2	2	100.0	54	2	2	100.0	0	8	L	20-38
10/17	at Football Team	P	1	1	100.0	52	4	4	100.0	0	7	W	31-13
10/24	at Titans	P	1	2	50.0	42	0	0	0.0	0	3	L	3-27
11/01	Giants	P	2	2	100.0	36	2	2	100.0	0	8	W	20-17
11/07	Packers	P	2	2	100.0	55	1	1	100.0	0	7	W	13-7
11/14	at Raiders	P	2	3	66.7	40	5	5	100.0	0	11	W	41-14
11/21	Cowboys	P	2	3	66.7	53	1	2	50.0	0	7	W	19-9
12/05	Broncos	P	3	3	100.0	56	1	2	50.0	0	10	W	22-9
12/12	Raiders	P	2	2	100.0	54	6	6	100.0	0	12	W	48-9
12/16	at Chargers	P	2	2	100.0	33	2	2	100.0	0	8	W	34-28+
12/26	Steelers											W	36-10
01/02	at Bengals	P	1	1	100.0	34	4	4	100.0	0	7	L	31-34
01/08	at Broncos	P	2	2	100.0	51	2	2	100.0	0	8	W	28-24
2021 TOTALS			16	25	28	89.3	56	47	49	95.9	0	122	12-5

+ - Overtime

2022 GAME-BY-GAME REGULAR-SEASON STATISTICS (CHIEFS)

DATE	OPPONENT		FIELD GOALS				EXTRA POINTS				PTS	W/L	SCORE
			FGM	FGA	PCT	LG	XP	XPA	PCT	BLK			
09/11	at Cardinals	P	1	1	100.0	54	4	4	100.0	0	7	W	44-21
09/15	Chargers						INACTIVE					W	27-24
09/25	at Colts						INACTIVE					L	17-20
10/02	at Buccaneers						INACTIVE					W	41-31
10/10	Raiders						INACTIVE					W	30-29
10/16	Bills	P	2	3	66.7	62	2	2	100.0	0	8	L	20-24
10/23	at 49ers	P	0	1	0.0	0	6	6	100.0	0	6	W	44-23
11/06	Titans	P	2	3	66.7	28	0	1	0.0	0	6	W	20-17+
11/13	Jaguars	P	0	0	0.0	0	3	4	75.0	0	3	W	27-17
11/20	at Chargers	P	3	3	100.0	52	3	3	100.0	0	12	W	30-27
11/27	Rams	P	4	4	100.0	32	2	2	100.0	0	14	W	26-10
12/04	at Bengals	P	1	2	50.0	26	3	3	100.0	0	6	L	24-27
12/11	at Broncos	P	2	2	100.0	45	4	4	100.0	0	10	W	34-28
12/18	at Texans	P	1	2	50.0	27	1	2	50.0	0	4	W	30-24+
12/24	Seahawks	P	1	1	100.0	47	3	3	100.0	0	6	W	24-10
01/01	Broncos	P	0	1	0.0	0	3	3	100.0	0	3	W	27-24
01/07	at Raiders	P	1	1	100.0	44	4	4	100.0	0	7	W	31-13
2022 TOTALS			13	18	24	75.0	62	38	41	92.7	0	92	14-3

+ - Overtime

2023 GAME-BY-GAME REGULAR-SEASON STATISTICS (CHIEFS)

DATE	OPPONENT		FIELD GOALS				EXTRA POINTS				PTS	W/L	SCORE
			FGM	FGA	PCT	LG	XP	XPA	PCT	BLK			
09/07	Lions	P	2	2	100.0	39	2	2	100.0	0	8	L	20-21
09/17	at Jaguars	P	1	1	100.0	38	2	2	100.0	0	5	W	17-9
09/24	Bears	P	2	2	100.0	41	5	5	100.0	0	11	W	41-10
10/01	at Jets	P	3	3	100.0	37	2	2	100.0	0	11	W	23-20
10/08	at Vikings	P	2	2	100.0	40	3	3	100.0	0	9	W	27-20
10/12	Broncos	P	4	4	100.0	60	1	1	100.0	0	13	W	19-8
10/22	Chargers	P	1	1	100.0	35	4	4	100.0	0	7	W	31-17
10/29	at Broncos	P	3	3	100.0	56	0	0	0.0	0	9	L	9-24
11/05	Dolphins	P	0	0	0.0	0	3	3	100.0	0	3	W	21-14
11/20	Eagles	P	1	1	100.0	43	2	2	100.0	0	5	L	17-21
11/26	at Raiders	P	1	1	100.0	32	4	4	100.0	0	7	W	31-17
12/03	at Packers	P	2	2	100.0	34	1	1	100.0	0	7	L	19-27
12/10	Bills	P	1	1	100.0	27	2	2	100.0	0	5	L	17-20
12/17	at Patriots	P	2	3	66.7	54	3	3	100.0	0	9	W	27-17
12/25	Raiders	P	0	1	0.0	0	2	2	100.0	0	2	L	14-20
12/31	Bengals	P	6	6	100.0	54	1	1	100.0	0	19	W	25-17
01/07	at Chargers	P	2	2	100.0	41	1	1	100.0	0	7	W	13-12
2023 TOTALS			17	33	35	94.3	60	38	38	100.0	0	137	11-6

2017 GAME-BY-GAME POSTSEASON STATISTICS (CHIEFS)

DATE	OPPONENT		FIELD GOALS				EXTRA POINTS				PTS	W/L	SCORE
			FGM	FGA	PCT	LG	XP	XPA	PCT	BLK			
01/06	Titans	P	0	1	0.0	0	3	3	100.0	0	3	L	21-22
2017 TOTALS			1	0	1	0.0	0	3	3	100.0	0	3	0-1



2018 GAME-BY-GAME POSTSEASON STATISTICS (CHIEFS)

DATE	OPPONENT		FIELD GOALS				EXTRA POINTS				PTS	W/L	SCORE
			FGM	FGA	PCT	LG	XP	XPA	PCT	BLK			
01/12	Colts	P	1	1	100.0	39	4	4	100.0	0	7	W	31-13
01/20	Patriots	P	1	1	100.0	39	4	4	100.0	0	7	L	31-37+
2018 TOTALS			2	2	100.0	39	8	8	100.0	0	14	1-1	

+ - Overtime

2019 GAME-BY-GAME POSTSEASON STATISTICS (CHIEFS)

DATE	OPPONENT		FIELD GOALS				EXTRA POINTS				PTS	W/L	SCORE
			FGM	FGA	PCT	LG	XP	XPA	PCT	BLK			
01/12	Texans	P	1	1	100.0	24	6	7	85.7	0	9	W	51-31
01/19	Titans	P	0	0	0.0	0	5	5	100.0	0	5	W	35-24
02/02	49ers	P	1	1	100.0	31	4	4	100.0	0	7	W	31-20
2019 TOTALS			3	2	100.0	31	15	16	93.8	0	21	3-0	

2020 GAME-BY-GAME POSTSEASON STATISTICS (CHIEFS)

DATE	OPPONENT		FIELD GOALS				EXTRA POINTS				PTS	W/L	SCORE
			FGM	FGA	PCT	LG	XP	XPA	PCT	BLK			
01/17	Browns	P	3	4	75.0	50	1	2	50.0	0	10	W	22-17
01/24	Bills	P	1	1	100.0	45	5	5	100.0	0	8	W	38-24
02/07	at Buccaneers	P	3	3	100.0	52	0	0	0.0	0	9	L	9-31
2020 TOTALS			3	7	87.5	52	6	7	85.7	0	27	2-1	

2021 GAME-BY-GAME POSTSEASON STATISTICS (CHIEFS)

DATE	OPPONENT		FIELD GOALS				EXTRA POINTS				PTS	W/L	SCORE
			FGM	FGA	PCT	LG	XP	XPA	PCT	BLK			
01/16	Steelers	P	0	0	0.0	0	6	6	100.0	0	6	W	42-21
01/23	Bills	P	3	4	75.0	49	3	4	75.0	0	12	W	42-36+
01/30	Bengals	P	1	1	100.0	44	3	3	100.0	0	6	L	24-27+
2021 TOTALS			3	4	80.0	49	12	13	92.3	0	24	2-1	

+ - Overtime

2022 GAME-BY-GAME POSTSEASON STATISTICS (CHIEFS)

DATE	OPPONENT		FIELD GOALS				EXTRA POINTS				PTS	W/L	SCORE
			FGM	FGA	PCT	LG	XP	XPA	PCT	BLK			
01/21	Jaguars	P	2	2	100.0	50	3	3	100.0	0	9	W	27-20
01/29	Bengals	P	3	3	100.0	45	2	2	100.0	0	11	W	23-20
02/12	at Eagles	P	1	2	50.0	27	5	5	100.0	0	8	W	38-35
2022 TOTALS			3	6	85.7	50	10	10	100.0	0	28	3-0	

2023 GAME-BY-GAME POSTSEASON STATISTICS (CHIEFS)

DATE	OPPONENT		FIELD GOALS				EXTRA POINTS				PTS	W/L	SCORE
			FGM	FGA	PCT	LG	XP	XPA	PCT	BLK			
01/13	Dolphins	P	4	4	100.0	32	2	2	100.0	0	14	W	26-7
01/21	at Bills	P	2	2	100.0	47	3	3	100.0	0	9	W	27-24
01/28	at Ravens	P	1	1	100.0	52	2	2	100.0	0	5	W	17-10
02/11	49ers	P	4	4	100.0	57	1	1	100.0	0	13	W	25-22+
2023 TOTALS			4	11	100.0	57	8	8	100.0	0	41	4-0	

+ - Overtime





MIKE CALIENDO



OFFENSIVE LINEMAN #66
WESTERN MICHIGAN

2ND YEAR IN THE NFL

3RD YEAR WITH THE CHIEFS

HEIGHT: 6'4"
WEIGHT: 301 LBS
DRAFTED: CFA-22
BIRTHDAY: 10/21/97

- Caliendo enters his third season with the Chiefs in 2024.
- Originally entered the NFL as an undrafted free agent with the Kansas City Chiefs in 2022.

Transactions:

Signed with Kansas City (4/9/24) ... Signed with Kansas City (2/15/23) ... Signed with Kansas City's practice squad (8/31/22) ... Released by Kansas City (8/30/22) ... Originally entered the NFL as an undrafted free agent with the Kansas City Chiefs in 2022.

COLLEGE

Played five seasons at Western Michigan (2017-21) ... In 2020, was named CoSIDA Academic All-American, MAC Distinguished Scholar-Athlete, CoSIDA Academic All-District, Academic All-MAC, first-team All-MAC ... Did not allow a sack or a QB hit in 2020 ... In 2019, was named second-team All-MAC, Academic All-MAC, MAC Distinguished Scholar Athlete, first-team CoSIDA Academic All-District 5 ... Helped the Broncos finish with top-three MAC rankings in total offensive yards per game (445.7; second), third down conversion percentage (.453; second), fewest fumbles lost (six; second), fewest turnovers lost (14; second) and points per game (33.1; third) ... In 2018, earned Academic All-MAC, MAC Distinguished Scholar Athlete, started all 13 games ... Helped open holes for a Western Michigan rushing attack that averaged 199.46 yards per contest, third best in the Mid-American Conference ... In 2017, Academic All-MAC, MAC Distinguished Scholar Athlete ... Played in all 12 games and started 10 ... Part of a Bronco offensive unit that ranked top three among the MAC leaders in rushing yards per game (224.8; second), points per game (33.9; third), fewest turnovers lost (18; third), third down conversion percentage (.395; third) and fourth down conversion percentage (.600; third) ... Redshirted in 2016 at Western Michigan.

PERSONAL

- A native of Brookfield, Wis.
- Attended Brookfield East High School.
- Team captain as a senior, earned *Associated Press* All-State first-team honors and was named the Brookfield East MVP and selected Greater Metro Conference Offensive Lineman of the Year.
- Led team to a 10-2 record in 2015 and Level 3 playoffs and earned All-Conference Scholar Athlete honors.

MIKE CALIENDO'S NFL REGULAR SEASON STATISTICS

DATE	TEAM	GP	GS
2022	Chiefs	0	0
2023	Chiefs	8	0
NFL TOTALS		8	0

MIKE CALIENDO'S NFL POSTSEASON STATISTICS

DATE	TEAM	GP	GS
2022	Chiefs	0	0
2023	Chiefs	4	0
NFL TOTALS		4	0



2022 GAME-BY-GAME REGULAR-SEASON STATISTICS (CHIEFS)

DATE	OPPONENT	P/S		W/L	SCORE
09/11	at Cardinals		PRACTICE SQUAD	W	44-21
09/15	Chargers		PRACTICE SQUAD	W	27-24
09/25	at Colts		PRACTICE SQUAD	L	17-20
10/02	at Buccaneers		PRACTICE SQUAD	W	41-31
10/10	Raiders		PRACTICE SQUAD	W	30-29
10/16	Bills		PRACTICE SQUAD	L	20-24
10/23	at 49ers		PRACTICE SQUAD	W	44-23
11/06	Titans		PRACTICE SQUAD	W	20-17+
11/13	Jaguars		PRACTICE SQUAD	W	27-17
11/20	at Chargers		PRACTICE SQUAD	W	30-27
11/27	Rams		PRACTICE SQUAD	W	26-10
12/04	at Bengals		PRACTICE SQUAD	L	24-27
12/11	at Broncos		PRACTICE SQUAD	W	34-28
12/18	at Texans		PRACTICE SQUAD	W	30-24+
12/24	Seahawks		PRACTICE SQUAD	W	24-10
01/01	Broncos		PRACTICE SQUAD	W	27-24
01/07	at Raiders		PRACTICE SQUAD	W	31-13
2022 TOTALS		0-0		14-3	

+ - Overtime

2023 GAME-BY-GAME REGULAR-SEASON STATISTICS (CHIEFS)

DATE	OPPONENT	P/S		W/L	SCORE
09/07	Lions	P		L	20-21
09/17	at Jaguars	P		W	17-9
09/24	Bears	P		W	41-10
10/01	at Jets		INACTIVE	W	23-20
10/08	at Vikings		INACTIVE	W	27-20
10/12	Broncos		INACTIVE	W	19-8
10/22	Chargers		INACTIVE	W	31-17
10/29	at Broncos		INACTIVE	L	9-24
11/05	Dolphins		INACTIVE	W	21-14
11/20	Eagles		INACTIVE	L	17-21
11/26	at Raiders		INACTIVE	W	31-17
12/03	at Packers		INACTIVE	L	19-27
12/10	Bills	P		L	17-20
12/17	at Patriots	P		W	27-17
12/25	Raiders	P		L	14-20
12/31	Bengals	P		W	25-17
01/07	at Chargers	P		W	13-12
2023 TOTALS		8-0		11-6	

2022 GAME-BY-GAME POSTSEASON STATISTICS (CHIEFS)

DATE	OPPONENT	P/S		W/L	SCORE
01/21	Jaguars		PRACTICE SQUAD	W	27-20
01/29	Bengals		PRACTICE SQUAD	W	23-20
02/12	at Eagles		PRACTICE SQUAD	W	38-35
2022 TOTALS		0-0		3-0	

2023 GAME-BY-GAME POSTSEASON STATISTICS (CHIEFS)

DATE	OPPONENT	P/S		W/L	SCORE
01/13	Dolphins	P		W	26-7
01/21	at Bills	P		W	27-24
01/28	at Ravens	P		W	17-10
02/11	49ers	P		W	25-22+
2023 TOTALS		4-0		4-0	


+ - Overtime





OWEN CARNEY

LINEBACKER #50
ILLINOIS



1ST YEAR IN
THE NFL

1ST YEAR WITH
THE CHIEFS

HEIGHT: 6'3"
WEIGHT: 275 LBS
DRAFTED: FA-24
BIRTHDAY: 2/8/99

- Carney enters his first season with the Chiefs in 2024.
- Originally entered the NFL as an undrafted free agent with the Miami Dolphins in 2022.

Transactions: Signed by Kansas City (7/26/24) ... Cut by Cincinnati (8/29/23) ... Signed by Cincinnati (1/31/23) ... Signed to Cincinnati's practice squad (11/29/22) ... Cut by Miami (8/29/22) ... Originally entered the NFL as an undrafted free agent with the Miami Dolphins in 2022.

COLLEGE

Played five years for Illinois (2017-21) ... Left Illinois ranked ninth in Illini program history in career sacks with 15.0 ... Was two-time All-Big Ten ... Was All-Big Ten honorable mention in 2021 ... As a senior, led Illinois with 6.5 sacks.

PERSONAL

- Helped Miami Central win its fourth-straight state title in 2015.
- Played high school football at Miami Central (Fla.).
- Was an honor roll student in high school.
- Son of Owen Carney Sr. and Valeria Elmore-Carney.
- Graduated with a bachelor's degree in communication and a master's degree in recreation, sport and tourism in 2021.

OWEN CARNEY'S NFL REGULAR SEASON DEFENSIVE STATISTICS

DATE	TEAM	GP	GS	TACKLES					INTERCEPTIONS					O. FUMB			ST			MISC								
				TK	S	A	TFL	YDS	SK	YDS	QBH	NO	YDS	LG	TD	PD	FF	FR	TD	YDS	TK	S	A	FF	FR	S	A	
2023	Bengals	0	0	0	0	0	0	0	0.0	0.0	0	0	0	0	0	0	0	0	0	0	0	0	0	0	0	0	0	0
NFL TOTALS		0	0	0	0	0	0	0	0.0	0.0	0	0	0	0	0	0	0	0	0	0	0	0	0	0	0	0	0	0

OWEN CARNEY'S NFL POSTSEASON DEFENSIVE STATISTICS

DATE	TEAM	GP	GS	TACKLES					INTERCEPTIONS					O. FUMB			ST			MISC								
				TK	S	A	TFL	YDS	SK	YDS	QBH	NO	YDS	LG	TD	PD	FF	FR	TD	YDS	TK	S	A	FF	FR	S	A	
2022	Bengals	0	0	0	0	0	0	0	0.0	0.0	0	0	0	0	0	0	0	0	0	0	0	0	0	0	0	0	0	0
NFL TOTALS		0	0	0	0	0	0	0	0.0	0.0	0	0	0	0	0	0	0	0	0	0	0	0	0	0	0	0	0	0



2023 GAME-BY-GAME REGULAR-SEASON STATISTICS (BENGALS)

DATE	OPPONENT	P/S	TACKLES							INTERCEPTIONS				O. FUMB				ST				MISC		W/L	SCORE			
			TK	S	A	SK	YDS	TFL	YDS	QBH	NO	YDS	LG	TD	PD	FF	FR	TD	YDS	TK	S	A	FF			FR	S	A
09/10	at Browns																									L	3-24	
09/17	Ravens																									L	24-27	
09/25	Rams																									W	19-16	
10/01	at Titans																									L	3-27	
10/08	at Cardinals																									W	34-20	
10/15	Seahawks																									W	17-13	
10/29	at 49ers																									W	31-17	
11/05	Bills																									W	24-18	
11/12	Texans																									L	27-30	
11/16	at Ravens																									L	20-34	
11/26	Steelers																									L	10-16	
12/04	at Jaguars																									W	34-31+	
12/10	Colts																									W	34-14	
12/16	Vikings																									W	27-24+	
12/23	at Steelers																									L	11-34	
12/31	at Chiefs																									L	17-25	
01/07	Browns																									W	31-14	
2023 TOTALS			0	0	0	0.0	0.0	0	0	0	0	0	0	0	0	0	0	0	0	0	0	0	0	0	0	0	0	9-8

+ - Overtime

2022 GAME-BY-GAME POSTSEASON STATISTICS (BENGALS)

DATE	OPPONENT	P/S	TACKLES							INTERCEPTIONS				O. FUMB				ST				MISC		W/L	SCORE			
			TK	S	A	SK	YDS	TFL	YDS	QBH	NO	YDS	LG	TD	PD	FF	FR	TD	YDS	TK	S	A	FF			FR	S	A
01/22	at Bills																									W	27-10	
01/29	at Chiefs																									L	20-23	
2022 TOTALS			0	0	0	0.0	0.0	0	0	0	0	0	0	0	0	0	0	0	0	0	0	0	0	0	0	0	0	1-1

OWEN CARNEY'S COLLEGE DEFENSIVE STATISTICS

DATE	TEAM	GP	GS	TACKLES							INTERCEPTIONS				O. FUMB				ST				MISC				
				TK	S	A	TFL	YDS	SK	YDS	QBH	NO	YDS	LG	TD	PD	FF	FR	TD	YDS	TK	S	A	FF	FR	S	A
2017	Illinois	10	0	6	4	2	0.0	0.0	0.0	0.0	0	0	0	0	0	0	0	0	0	0	0	0	0	0	0	0	0
2018	Illinois	12	8	21	10	11	4.5	17.0	2.5	13.0	6	0	0	0	1	0	1	0	2	0	0	0	0	0	0	0	
2019	Illinois	13	0	15	6	9	2.0	8.0	2.0	8.0	3	0	0	0	1	0	0	0	0	0	0	0	0	0	0	0	
2020	Illinois	8	8	28	14	14	7.0	50.0	5.0	40.0	2	0	0	0	0	1	0	0	0	0	0	0	0	0	0	0	
2021	Illinois	12	12	46	19	27	8.0	45.0	6.5	40.0	4	0	0	0	1	0	0	0	0	0	0	0	0	0	0	0	
TOTALS		55	28	116	53	63	21.5	120.0	16.0	101.0	15	0	0	0	3	1	1	0	2	0	0	0	0	0	0	0	

COLLEGE 2017 GAME-BY-GAME STATISTICS (ILLINOIS)

DATE	OPPONENT	P/S	TACKLES							INTERCEPTIONS				O. FUMB				ST				MISC		W/L	SCORE		
			TK	S	A	SK	YDS	TFL	YDS	QBH	NO	YDS	LG	TD	PD	FF	FR	TD	YDS	TK	S	A	FF			FR	S
09/09	Western Ky.	P	0	0	0	0.0	0.0	0.0	0.0	0	0	0	0	0	0	0	0	0	0	0	0	0	0	0	0	W	20-7
09/15	at South Fla.	P	1	1	0	0.0	0.0	0.0	0.0	0	0	0	0	0	0	0	0	0	0	0	0	0	0	0	0	L	23-47
09/29	Nebraska	P	0	0	0	0.0	0.0	0.0	0.0	0	0	0	0	0	0	0	0	0	0	0	0	0	0	0	0	L	6-28
10/07	at Iowa	P	0	0	0	0.0	0.0	0.0	0.0	0	0	0	0	0	0	0	0	0	0	0	0	0	0	0	0	L	16-45
10/21	at Minnesota	P	3	2	1	0.0	0.0	0.0	0.0	0	0	0	0	0	0	0	0	0	0	0	0	0	0	0	0	L	17-24
10/28	Wisconsin	P	0	0	0	0.0	0.0	0.0	0.0	0	0	0	0	0	0	0	0	0	0	0	0	0	0	0	0	L	10-24
11/04	at Purdue	P	0	0	0	0.0	0.0	0.0	0.0	0	0	0	0	0	0	0	0	0	0	0	0	0	0	0	0	L	10-29
11/11	Indiana	P	1	0	1	0.0	0.0	0.0	0.0	0	0	0	0	0	0	0	0	0	0	0	0	0	0	0	0	L	14-24
11/18	at Ohio St.	P	0	0	0	0.0	0.0	0.0	0.0	0	0	0	0	0	0	0	0	0	0	0	0	0	0	0	0	L	14-52
11/25	Northwestern	P	1	1	0	0.0	0.0	0.0	0.0	0	0	0	0	0	0	0	0	0	0	0	0	0	0	0	0	L	7-42
2017 TOTALS		10-0	6	4	2	0.0	0.0	0.0	0.0	0	0	0	0	0	0	0	0	0	0	0	0	0	0	0	0	0	1-9

COLLEGE 2018 GAME-BY-GAME STATISTICS (ILLINOIS)

DATE	OPPONENT	P/S	TACKLES							INTERCEPTIONS				O. FUMB				ST				MISC		W/L	SCORE		
			TK	S	A	SK	YDS	TFL	YDS	QBH	NO	YDS	LG	TD	PD	FF	FR	TD	YDS	TK	S	A	FF			FR	S
09/01	Kent St.	P	4	1	3	0.5	2.0	0.5	2.0	0	0	0	0	0	0	0	0	0	0	0	0	0	0	0	0	W	31-24
09/08	Western Ill.	P	1	1	0	0.0	0.0	1.0	2.0	1	0	0	0	0	0	0	0	0	0	0	0	0	0	0	0	W	34-14
09/14	South Fla.	S	1	0	1	0.0	0.0	0.0	0.0	1	0	0	0	0	0	0	0	0	0	0	0	0	0	0	0	L	19-25
09/21	Penn St.	P	1	1	0	0.0	0.0	0.0	0.0	0	0	0	0	0	0	0	0	0	0	0	0	0	0	0	0	L	24-63
10/05	at Rutgers	S	2	2	0	0.0	0.0	0.0	0.0	2	0	0	0	1	0	0	0	0	0	0	0	0	0	0	0	W	38-17
10/12	Purdue	S	2	2	0	1.0	9.0	1.0	9.0	0	0	0	0	0	0	0	0	0	0	0	0	0	0	0	0	L	7-46
10/19	at Wisconsin	P	0	0	0	0.0	0.0	0.0	0.0	0	0	0	0	0	0	0	0	0	0	0	0	0	0	0	0	L	20-49
10/26	at Maryland	S	1	0	1	0.0	0.0	0.0	0.0	0	0	0	0	0	0	0	0	0	0	0	0	0	0	0	0	L	33-63
11/02	Minnesota	S	0	0	0	0.0	0.0	0.0	0.0	1	0	0	0	0	0	0	0	0	0	0	0	0	0	0	0	W	55-31
11/09	at Nebraska	S	5	2	3	0.0	0.0	0.0	0.0	0	0	0	0	0	0	1	0	2	0	0	0	0	0	0	0	L	35-54
11/16	Iowa	S	4	1	3	1.0	2.0	2.0	4.0	0	0	0	0	0	0	0	0	0	0	0	0	0	0	0	0	L	0-63
11/23	at Northwestern	S	0	0	0	0.0	0.0	0.0	0.0	1	0	0	0	0	0	0	0	0	0	0	0	0	0	0	0	L	16-24
2018 TOTALS		12-8	21	10	11	2.5	13.0	4.5	17.0	6	0	0	0	1	0	1	0	2	0	0	0	0	0	0	0	4-8	



COLLEGE 2019 GAME-BY-GAME STATISTICS (ILLINOIS)

DATE	OPPONENT	P/S	TACKLES							INTERCEPTIONS					O. FUMB				ST				MISC		SCORE							
			TK	S	A	SK	YDS	TFL	YDS	QBH	NO	YDS	LG	TD	PD	FF	FR	TD	YDS	TK	S	A	FF	FR		S	A	W/L				
08/31	Akron	P	2	1	1	1.0	7.0	1.0	7.0	0	0	0	0	0	0	0	0	0	0	0	0	0	0	0	0	0	W	42-3				
09/07	at UConn	P	0	0	0	0.0	0.0	0.0	0.0	0	0	0	0	0	0	0	0	0	0	0	0	0	0	0	0	0	W	31-23				
09/14	Eastern Mich.	P	2	0	2	0.0	0.0	0.0	0.0	1	0	0	0	0	0	0	0	0	0	0	0	0	0	0	0	0	L	31-34				
09/21	Nebraska	P	3	2	1	0.0	0.0	0.0	0.0	0	0	0	0	0	0	0	0	0	0	0	0	0	0	0	0	0	L	38-42				
10/05	at Minnesota	P	0	0	0	0.0	0.0	0.0	0.0	0	0	0	0	0	0	0	0	0	0	0	0	0	0	0	0	0	L	17-40				
10/12	Michigan	P	0	0	0	0.0	0.0	0.0	0.0	0	0	0	0	0	1	0	0	0	0	0	0	0	0	0	0	0	L	25-42				
10/19	Wisconsin	P	3	0	3	0.0	0.0	0.0	0.0	1	0	0	0	0	0	0	0	0	0	0	0	0	0	0	0	0	W	24-23				
10/26	at Purdue	P	4	3	1	1.0	1.0	1.0	1.0	0	0	0	0	0	0	0	0	0	0	0	0	0	0	0	0	0	W	24-6				
11/02	Rutgers	P	0	0	0	0.0	0.0	0.0	0.0	0	0	0	0	0	0	0	0	0	0	0	0	0	0	0	0	0	W	38-10				
11/09	at Michigan St.	P	0	0	0	0.0	0.0	0.0	0.0	1	0	0	0	0	0	0	0	0	0	0	0	0	0	0	0	0	W	37-34				
11/23	at Iowa	P	0	0	0	0.0	0.0	0.0	0.0	0	0	0	0	0	0	0	0	0	0	0	0	0	0	0	0	0	L	10-19				
11/30	Northwestern	P	1	0	1	0.0	0.0	0.0	0.0	0	0	0	0	0	0	0	0	0	0	0	0	0	0	0	0	0	L	10-29				
12/30	California	P	0	0	0	0.0	0.0	0.0	0.0	0	0	0	0	0	0	0	0	0	0	0	0	0	0	0	0	0	L	20-35				
2019 TOTALS			13-0	15	6	9	2.0	8.0	2.0	8.0	3	0	0	0	0	1	0	0	0	0	0	0	0	0	0	0	0	0	0	0	0	6-7

COLLEGE 2020 GAME-BY-GAME STATISTICS (ILLINOIS)

DATE	OPPONENT	P/S	TACKLES							INTERCEPTIONS					O. FUMB				ST				MISC		SCORE						
			TK	S	A	SK	YDS	TFL	YDS	QBH	NO	YDS	LG	TD	PD	FF	FR	TD	YDS	TK	S	A	FF	FR		S	A	W/L			
10/23	at Wisconsin	S	0	0	0	0.0	0.0	0.0	0.0	0	0	0	0	0	0	0	0	0	0	0	0	0	0	0	0	0	0	L	7-45		
10/30	Purdue	S	6	4	2	3.0	23.0	3.5	23.0	0	0	0	0	0	0	1	0	0	0	0	0	0	0	0	0	0	0	L	24-31		
11/06	Minnesota	S	5	1	4	0.0	0.0	0.5	1.0	2	0	0	0	0	0	0	0	0	0	0	0	0	0	0	0	0	L	14-41			
11/13	at Rutgers	S	2	2	0	0.0	0.0	0.0	0.0	0	0	0	0	0	0	0	0	0	0	0	0	0	0	0	0	0	W	23-20			
11/21	at Nebraska	S	4	2	2	1.5	16.0	2.5	25.0	0	0	0	0	0	0	0	0	0	0	0	0	0	0	0	0	0	W	41-23			
12/05	Iowa	S	7	2	5	0.5	1.0	0.5	1.0	0	0	0	0	0	0	0	0	0	0	0	0	0	0	0	0	0	L	21-35			
12/12	at Northwestern	S	1	0	1	0.0	0.0	0.0	0.0	0	0	0	0	0	0	0	0	0	0	0	0	0	0	0	0	0	L	10-28			
12/19	at Penn St.	S	3	3	0	0.0	0.0	0.0	0.0	0	0	0	0	0	0	0	0	0	0	0	0	0	0	0	0	0	L	21-56			
2020 TOTALS			8-8	28	14	14	5.0	40.0	7.0	50.0	2	0	0	0	0	0	1	0	0	0	0	0	0	0	0	0	0	0	0	0	2-6

COLLEGE 2021 GAME-BY-GAME STATISTICS (ILLINOIS)

DATE	OPPONENT	P/S	TACKLES							INTERCEPTIONS					O. FUMB				ST				MISC		SCORE						
			TK	S	A	SK	YDS	TFL	YDS	QBH	NO	YDS	LG	TD	PD	FF	FR	TD	YDS	TK	S	A	FF	FR		S	A	W/L			
08/28	Nebraska	S	3	0	3	0.0	0.0	0.0	0.0	0	0	0	0	0	0	0	0	0	0	0	0	0	0	0	0	0	0	W	30-22		
09/04	UTSA	S	6	2	4	0.0	0.0	0.0	0.0	2	0	0	0	0	0	0	0	0	0	0	0	0	0	0	0	0	0	L	30-37		
09/11	at Virginia	S	4	2	2	0.0	0.0	0.0	0.0	0	0	0	0	0	0	0	0	0	0	0	0	0	0	0	0	0	L	14-42			
09/17	Maryland	S	1	1	0	1.0	7.0	1.0	7.0	0	0	0	0	0	0	0	0	0	0	0	0	0	0	0	0	0	L	17-20			
09/25	at Purdue	S	4	2	2	1.5	5.0	1.5	5.0	0	0	0	0	0	1	0	0	0	0	0	0	0	0	0	0	0	L	9-13			
10/02	Charlotte	S	5	2	3	2.0	16.0	2.5	18.0	0	0	0	0	0	0	0	0	0	0	0	0	0	0	0	0	0	W	24-14			
10/09	Wisconsin	S	2	0	2	0.0	0.0	0.0	0.0	0	0	0	0	0	0	0	0	0	0	0	0	0	0	0	0	0	L	0-24			
10/23	at Penn St.	S	3	3	0	1.0	5.0	1.0	5.0	0	0	0	0	0	0	0	0	0	0	0	0	0	0	0	0	0	W	20-18			
10/30	Rutgers	S	5	0	5	0.0	0.0	0.5	1.0	0	0	0	0	0	0	0	0	0	0	0	0	0	0	0	0	0	L	14-20			
11/06	at Minnesota	S	5	5	0	1.0	7.0	1.0	7.0	1	0	0	0	0	0	0	0	0	0	0	0	0	0	0	0	0	W	14-6			
11/20	at Iowa	S	3	1	2	0.0	0.0	0.5	2.0	0	0	0	0	0	0	0	0	0	0	0	0	0	0	0	0	0	L	23-33			
11/27	Northwestern	S	5	1	4	0.0	0.0	0.0	0.0	1	0	0	0	0	0	0	0	0	0	0	0	0	0	0	0	0	W	47-14			
2021 TOTALS			12-12	46	19	27	6.5	40.0	8.0	45.0	4	0	0	0	0	1	0	0	0	0	0	0	0	0	0	0	0	0	0	0	5-7





LEO CHENAL



LINEBACKER #54
WISCONSIN

3RD YEAR IN THE NFL

3RD YEAR WITH THE CHIEFS

HEIGHT: 6'3"
WEIGHT: 250 LBS
DRAFTED: D3-22
BIRTHDAY: 10/26/00

- Chenal enters his third season with the Chiefs in 2024.
- Originally entered the NFL as a third-round pick (103rd overall) by the Kansas City Chiefs in the 2022 NFL Draft.

Transactions:

Originally entered the NFL as a third-round pick (103rd overall) by the Kansas City Chiefs in the 2022 NFL Draft.

COLLEGE

Three-year letterwinner at Wisconsin ... Played 29 games, logging 181 tackles (106 solo), including 12.0 sacks (-84.0 yards) and one interception returned 31 yards ... Added a pass defended, three forced fumbles and a fumble recovery ... In 2020, earned All-Big Ten honorable mention (coaches, media) and the Bednarik Award National Player of the Week (Dec. 21).

PERSONAL

- 2018 Wisconsin Gatorade Player of the Year.
- First-team All-State (small schools) at both running back and linebacker by Wisconsin Football Coaches Association as a senior.
- Second-team All-State (all schools) on both offense and defense by *Associated Press* as a senior.
- Named Wisconsin's small school Offensive Player of the Year and Defensive Player of the Year by WFCAs as a senior.
- John Anderson Award winner as the state's top senior linebacker.
- First-team All-State by WFCAs at linebacker as a junior.
- Four-year All-Lakeland Conference honoree.
- Finished career with 385 tackles, 55 tackles for loss, 7.0 sacks and three interceptions.
- On offense, finished with 3,706 yards and 68 TDs rushing as well as 1,300 yards and 17 TDs receiving.
- Two-year team captain.
- Also earned All-Lakeland honors in basketball and track.
- Four-year honor roll student, National Honor Society.

LEO CHENAL'S NFL REGULAR SEASON DEFENSIVE STATISTICS

DATE	TEAM	GP	GS	TACKLES					INTERCEPTIONS					O. FUMB				ST				MISC						
				TK	S	A	TFL	YDS	SK	YDS	QBH	NO	YDS	LG	TD	PD	FF	FR	TD	YDS	TK	S	A	FF	FR	S	A	
2022	Chiefs	17	8	29	16	13	3	3	1.0	1.0	3	0	0	0	0	0	0	0	0	0	0	6	3	3	0	0	0	0
2023	Chiefs	17	10	57	35	22	8	27	3.0	17.0	7	0	0	0	0	1	0	0	0	0	8	5	3	0	0	0	0	
NFL TOTALS		34	18	86	51	35	11	30	4.0	18.0	10	0	0	0	0	1	0	0	0	0	14	8	6	0	0	0	0	

LEO CHENAL'S NFL POSTSEASON DEFENSIVE STATISTICS

DATE	TEAM	GP	GS	TACKLES					INTERCEPTIONS					O. FUMB				ST				MISC					
				TK	S	A	TFL	YDS	SK	YDS	QBH	NO	YDS	LG	TD	PD	FF	FR	TD	YDS	TK	S	A	FF	FR	S	A
2022	Chiefs	3	0	6	4	2	1	1	1.0	1.0	0	0	0	0	0	0	0	0	0	0	0	0	0	0	0	0	0
2023	Chiefs	4	3	15	8	7	1	8	0.0	0.0	1	0	0	0	0	0	1	0	0	0	0	0	0	0	0	0	0
NFL TOTALS		7	3	21	12	9	2	9	1.0	1.0	1	0	0	0	0	0	1	0	0	0	0	0	0	0	0	0	0



2022 GAME-BY-GAME POSTSEASON STATISTICS (CHIEFS)

DATE	OPPONENT	P/S	TACKLES							INTERCEPTIONS					O. FUMB				ST				MISC		SCORE		
			TK	S	A	SK	YDS	TFL	YDS	QBH	NO	YDS	LG	TD	PD	FF	FR	TD	YDS	TK	S	A	FF	FR		S	A
01/21	Jaguars	P	0	0	0	0.0	0.0	0	0	0	0	0	0	0	0	0	0	0	0	0	0	0	0	0	0	W	27-20
01/29	Bengals	P	0	0	0	0.0	0.0	0	0	0	0	0	0	0	0	0	0	0	0	0	0	0	0	0	0	W	23-20
02/12	at Eagles	P	6	4	2	1.0	1.0	1	1	0	0	0	0	0	0	0	0	0	0	0	0	0	0	0	W	38-35	
2022 TOTALS			3-0	6	4	2	1.0	1.0	1	1	0	0	0	0	0	0	0	0	0	0	0	0	0	0	0	3-0	

2023 GAME-BY-GAME POSTSEASON STATISTICS (CHIEFS)

DATE	OPPONENT	P/S	TACKLES							INTERCEPTIONS					O. FUMB				ST				MISC		SCORE		
			TK	S	A	SK	YDS	TFL	YDS	QBH	NO	YDS	LG	TD	PD	FF	FR	TD	YDS	TK	S	A	FF	FR		S	A
01/13	Dolphins	S	1	1	0	0.0	0.0	0	0	0	0	0	0	0	0	0	0	0	0	0	0	0	0	0	0	W	26-7
01/21	at Bills	P	6	2	4	0.0	0.0	0	0	0	0	0	0	0	0	0	0	0	0	0	0	0	0	0	0	W	27-24
01/28	at Ravens	S	2	2	0	0.0	0.0	0	0	0	0	0	0	0	0	0	0	0	0	0	0	0	0	0	0	W	17-10
02/11	49ers	S	6	3	3	0.0	0.0	1	8	1	0	0	0	0	0	1	0	0	0	0	0	0	0	0	0	W	25-22+
2023 TOTALS			4-3	15	8	7	0.0	0.0	1	8	1	0	0	0	0	0	0	0	0	0	0	0	0	0	0	4-0	

+ - Overtime





COLE CHRISTIANSEN



LINEBACKER #48
ARMY

1ST YEAR IN THE NFL

3RD YEAR WITH THE CHIEFS

HEIGHT: 6'1"
WEIGHT: 230 LBS
DRAFTED: FA-22
BIRTHDAY: 7/30/97

Christiansen enters his third season with the Chiefs in 2024.

Originally entered the NFL as an undrafted free agent with the Los Angeles Chargers in 2020.

Transactions:

Signed by Kansas City (5/14/24) ... Signed by Kansas City (1/17/24) ... Signed to Kansas City's practice squad (8/31/23) ... Released by Kansas City (8/29/23) ... Signed by Kansas City

(2/15/23) ... Signed to Kansas City's practice squad (9/2/22) ... Released by L.A. Chargers (8/30/22) ... Signed by L.A. Chargers (1/11/22) ... Signed with L.A. Chargers' practice squad (12/29/21) ... Released by L.A. Chargers (12/24/21) ... Signed with L.A. Chargers' practice squad (9/1/21) ... Released by L.A. Chargers (8/31/21) ... Signed with L.A. Chargers' practice squad (9/6/20) ... Released by L.A. Chargers (9/5/20) ... Originally entered the NFL as an undrafted free agent with the Los Angeles Chargers in 2020.

COLLEGE

Played four years at Army (2016-19) ... Two-time team captain (2018-19) ... Recorded 275 tackles in 44 games ... Tallied 20.5 tackles for loss for 43 yards ... Completed 3.5 sacks for 10 yards ... Finished with one interception, five passes defended, three forced fumbles, one fumble recovery and one blocked kick ... Had one punt return for 23 yards during his sophomore year (2017) ... Collected the following honors/awards: All-Independent first-team (2019), NFLPA Collegiate Bowl Participant (2019), Lott IMPACT Trophy Semifinalist and All-Independent first-team (2018).

PERSONAL

- Four-year letterwinner and a three-year captain for Nansemond-Suffolk Academy under Lew Johnston.
- Played running back and linebacker.
- Two-time Virginia Independent Schools Athletic Association State Defensive Player of the Year.
- Won the VISAA State Championship in 2015.
- Three-time All-State and All-Conference.
- Two-time Conference Player of the Year.
- The all-time tackle leader for the VISAA with 436 career stops.
- Played three years of lacrosse and was a team captain as a senior.
- Was a member of the honor council and enjoys fishing, boating and being at the beach.

COLE CHRISTIANSEN'S NFL REGULAR SEASON DEFENSIVE STATISTICS

DATE	TEAM	GP	GS	TACKLES							INTERCEPTIONS					O. FUMB				ST			MISC							
				TK	S	A	TFL	YDS	SK	YDS	QBH	NO	YDS	LG	TD	PD	FF	FR	TD	YDS	TK	S	A	FF	FR	S	A			
2020	Chargers	4	0	0	0	0	0	0	0	0.0	0.0	0	0	0	0	0	0	0	0	0	0	0	0	2	1	1	0	0	0	0
2021	Chargers	3	0	0	0	0	0	0	0	0.0	0.0	0	0	0	0	0	0	0	0	0	0	0	0	1	1	0	0	0	0	0
2022	Chiefs	1	0	0	0	0	0	0	0	0.0	0.0	0	0	0	0	0	0	0	0	0	0	0	0	1	1	0	0	0	0	0
2023	Chiefs	2	0	0	0	0	0	0	0	0.0	0.0	0	0	0	0	0	0	0	0	0	0	0	0	0	0	0	0	0	0	0
NFL TOTALS		10	0	0	0	0	0	0	0	0.0	0.0	0	0	0	0	0	0	0	0	0	0	0	0	4	3	1	0	0	0	0

COLE CHRISTIANSEN'S NFL POSTSEASON DEFENSIVE STATISTICS

DATE	TEAM	GP	GS	TACKLES							INTERCEPTIONS					O. FUMB				ST			MISC							
				TK	S	A	TFL	YDS	SK	YDS	QBH	NO	YDS	LG	TD	PD	FF	FR	TD	YDS	TK	S	A	FF	FR	S	A			
2022	Chiefs	0	0	0	0	0	0	0	0	0.0	0.0	0	0	0	0	0	0	0	0	0	0	0	0	0	0	0	0	0	0	0
2023	Chiefs	3	0	1	0	1	0	0	0.0	0.0	0	0	0	0	0	0	0	0	0	0	0	0	0	1	1	0	0	0	0	0
NFL TOTALS		3	0	1	0	1	0	0	0.0	0.0	0	0	0	0	0	0	0	0	0	0	0	0	0	1	1	0	0	0	0	



SINGLE-GAME HIGHS: DEFENSIVE

Special Teams Tackles

1 vs. Minnesota, Nov 14, 2021

1 at Kansas City, Jan 03, 2021

1 vs. New England, Dec 06, 2020

SINGLE-GAME HIGHS - POSTSEASON: DEFENSIVE

Total Tackles

1 at Buffalo, Jan 21, 2024

2020 GAME-BY-GAME REGULAR-SEASON STATISTICS (CHARGERS)

DATE	OPPONENT	P/S	TACKLES							INTERCEPTIONS					O. FUMB				ST				MISC		W/L	SCORE								
			TK	S	A	SK	YDS	TFL	YDS	QBH	NO	YDS	LG	TD	PD	FF	FR	TD	YDS	TK	S	A	FF	FR			S	A						
09/13	at Bengals																									W	16-13							
09/27	Panthers																									L	16-21							
10/04	at Buccaneers																									L	31-38							
10/12	at Saints																								L	27-30+								
10/25	Jaguars																								W	39-29								
11/01	at Broncos																								L	30-31								
11/08	Raiders																								L	26-31								
11/15	at Dolphins																								L	21-29								
11/22	Jets	P	0	0	0	0.0	0.0	0	0	0	0	0	0	0	0	0	0	0	0	0	0	0	0	0	0	W	34-28							
11/29	at Bills	P	0	0	0	0.0	0.0	0	0	0	0	0	0	0	0	0	0	0	0	0	0	0	0	0	0	L	17-27							
12/06	Patriots	P	0	0	0	0.0	0.0	0	0	0	0	0	0	0	0	0	0	0	0	0	1	0	1	0	0	L	0-45							
12/13	Falcons																								W	20-17								
12/17	at Raiders																								W	30-27+								
12/27	Broncos																								W	19-16								
01/03	at Chiefs	P	0	0	0	0.0	0.0	0	0	0	0	0	0	0	0	0	0	0	0	1	1	0	0	0	0	W	38-21							
2020 TOTALS		4-0	0	0	0	0.0	0.0	0	0	0	0	0	0	0	0	0	0	0	0	2	1	1	0	0	0	0	0	0	0	0	0	0	0	7-8

+ - Overtime

2021 GAME-BY-GAME REGULAR-SEASON STATISTICS (CHARGERS)

DATE	OPPONENT	P/S	TACKLES							INTERCEPTIONS					O. FUMB				ST				MISC		W/L	SCORE								
			TK	S	A	SK	YDS	TFL	YDS	QBH	NO	YDS	LG	TD	PD	FF	FR	TD	YDS	TK	S	A	FF	FR			S	A						
09/12	at Football Team																									W	20-16							
09/19	Cowboys																									L	17-20							
09/26	at Chiefs																									W	30-24							
10/04	Raiders																									W	28-14							
10/10	Browns																									W	47-42							
10/17	at Ravens	P	0	0	0	0.0	0.0	0	0	0	0	0	0	0	0	0	0	0	0	0	0	0	0	0	0	L	6-34							
10/31	Patriots																									L	24-27							
11/07	at Eagles																									W	27-24							
11/14	Vikings	P	0	0	0	0.0	0.0	0	0	0	0	0	0	0	0	0	0	0	0	1	1	0	0	0	0	L	20-27							
11/21	Steelers																									W	41-37							
11/28	at Broncos																									L	13-28							
12/05	at Bengals																									W	41-22							
12/12	Giants																									W	37-21							
12/16	Chiefs																									L	28-34+							
12/26	at Texans																									L	29-41							
01/02	Broncos	P	0	0	0	0.0	0.0	0	0	0	0	0	0	0	0	0	0	0	0	0	0	0	0	0	0	W	34-13							
01/09	at Raiders																									L	32-35+							
2021 TOTALS		3-0	0	0	0	0.0	0.0	0	0	0	0	0	0	0	0	0	0	0	0	1	1	0	0	0	0	0	0	0	0	0	0	0	0	9-8

+ - Overtime

2022 GAME-BY-GAME REGULAR-SEASON STATISTICS (CHIEFS)

DATE	OPPONENT	P/S	TACKLES							INTERCEPTIONS					O. FUMB				ST				MISC		W/L	SCORE								
			TK	S	A	SK	YDS	TFL	YDS	QBH	NO	YDS	LG	TD	PD	FF	FR	TD	YDS	TK	S	A	FF	FR			S	A						
09/11	at Cardinals																									W	44-21							
09/15	Chargers																									W	27-24							
09/25	at Colts																									L	17-20							
10/02	at Buccaneers																									W	41-31							
10/10	Raiders																									W	30-29							
10/16	Bills	P	0	0	0	0.0	0.0	0	0	0	0	0	0	0	0	0	0	0	0	1	1	0	0	0	0	L	20-24							
10/23	at 49ers																									W	44-23							
11/06	Titans																									W	20-17+							
11/13	Jaguars																									W	27-17							
11/20	at Chargers																									W	30-27							
11/27	Rams																									W	26-10							
12/04	at Bengals																									L	24-27							
12/11	at Broncos																									W	34-28							
12/18	at Texans																									W	30-24+							
12/24	Seahawks																									W	24-10							
01/01	Broncos																									W	27-24							
01/07	at Raiders																									W	31-13							
2022 TOTALS		1-0	0	0	0	0.0	0.0	0	0	0	0	0	0	0	0	0	0	0	0	1	1	0	0	0	0	0	0	0	0	0	0	0	0	14-3

+ - Overtime



2023 GAME-BY-GAME REGULAR-SEASON STATISTICS (CHIEFS)

DATE	OPPONENT	P/S	TACKLES							INTERCEPTIONS				O. FUMB				ST				MISC		W/L	SCORE		
			TK	S	A	SK	YDS	TFL	YDS	QBH	NO	YDS	LG	TD	PD	FF	FR	TD	YDS	TK	S	A	FF			FR	S
09/07	Lions																								L	20-21	
09/17	at Jaguars																								W	17-9	
09/24	Bears																								W	41-10	
10/01	at Jets																								W	23-20	
10/08	at Vikings																								W	27-20	
10/12	Broncos																								W	19-8	
10/22	Chargers																								W	31-17	
10/29	at Broncos																								L	9-24	
11/05	Dolphins																								W	21-14	
11/20	Eagles																								L	17-21	
11/26	at Raiders																								W	31-17	
12/03	at Packers																								L	19-27	
12/10	Bills																								L	17-20	
12/17	at Patriots																								W	27-17	
12/25	Raiders																								L	14-20	
12/31	Bengals																								W	25-17	
01/07	at Chargers																								W	13-12	
2023 TOTALS			0	0	0	0.0	0.0	0	0	0	0	0	0	0	0	0	0	0	0	0	0	0	0	0	0	0	11-6

2022 GAME-BY-GAME POSTSEASON STATISTICS (CHIEFS)

DATE	OPPONENT	P/S	TACKLES							INTERCEPTIONS				O. FUMB				ST				MISC		W/L	SCORE		
			TK	S	A	SK	YDS	TFL	YDS	QBH	NO	YDS	LG	TD	PD	FF	FR	TD	YDS	TK	S	A	FF			FR	S
01/21	Jaguars																									W	27-20
01/29	Bengals																									W	23-20
02/12	at Eagles																									W	38-35
2022 TOTALS			0	0	0	0.0	0.0	0	0	0	0	0	0	0	0	0	0	0	0	0	0	0	0	0	0	0	3-0

2023 GAME-BY-GAME POSTSEASON STATISTICS (CHIEFS)

DATE	OPPONENT	P/S	TACKLES							INTERCEPTIONS				O. FUMB				ST				MISC		W/L	SCORE		
			TK	S	A	SK	YDS	TFL	YDS	QBH	NO	YDS	LG	TD	PD	FF	FR	TD	YDS	TK	S	A	FF			FR	S
01/13	Dolphins																									W	26-7
01/21	at Bills	P	1	0	1	0.0	0.0	0	0	0	0	0	0	0	0	0	0	0	0	0	0	0	0	0	0	W	27-24
01/28	at Ravens	P	0	0	0	0.0	0.0	0	0	0	0	0	0	0	0	0	0	0	0	0	0	0	0	0	0	W	17-10
02/11	49ers	P	0	0	0	0.0	0.0	0	0	0	0	0	0	0	0	0	0	0	0	0	0	0	0	0	0	W	25-22+
2023 TOTALS		3-0	1	0	1	0.0	0.0	0	0	0	0	0	0	0	0	0	0	0	0	0	0	0	0	0	0	4-0	

+ - Overtime





JACK COCHRANE



LINEBACKER #43
SOUTH DAKOTA

3RD YEAR IN THE NFL

3RD YEAR WITH THE CHIEFS

HEIGHT: 6'3"
WEIGHT: 236 LBS
DRAFTED: CFA-22
BIRTHDAY: 2/9/99

- 👁️ Cochrane enters his third season with the Chiefs in 2024.
- 👁️ Originally entered the NFL as an undrafted free agent with the Kansas City Chiefs in 2022.

Re-signed with Kansas City (3/11/24) ... Signed to Kansas City's active roster (9/13/23) ... Signed with Kansas City's practice squad (8/31/22) ... Released by Kansas City (8/30/22) ... Originally entered the NFL as an undrafted free agent with the Kansas City Chiefs in 2022.

Transactions:

COLLEGE

Played five seasons at South Dakota (2017-21) ... Played 46 games, logging 326 tackles (179 solo), including 5.0 sacks (-26.0 yards), six interceptions returned for 71 yards, 10 passes defended, three forced fumbles and three fumble recoveries ... Named a team captain as a junior and senior, as well as FCS ADA Academic All-Star.

PERSONAL

- 👁️ Two-time first-team all-state performer for Mount Vernon who led the Mustangs to a state runner-up finish in 2015 and a trip back to the state semifinals in 2016.
- 👁️ School's all-time scoring leader with 406 points.
- 👁️ Totaled 2,505 yards rushing with 52 touchdowns and had 1,110 yards receiving with 14 touchdowns.
- 👁️ Was also one of the team's top defenders, finished high school career with 218 tackles, 7.0 sacks and seven interceptions.
- 👁️ Returned kicks and punts.
- 👁️ National Honor Society member.
- 👁️ Also competed in wrestling, baseball and track and field for the Mustangs.

JACK COCHRANE'S NFL REGULAR SEASON DEFENSIVE STATISTICS

DATE	TEAM	GP	GS	TACKLES							INTERCEPTIONS					O. FUMB				ST				MISC						
				TK	S	A	TFL	YDS	SK	YDS	QBH	NO	YDS	LG	TD	PD	FF	FR	TD	YDS	TK	S	A	FF	FR	S	A			
2022	Chiefs	15	0	0	0	0	0	0	0	0.0	0.0	0	0	0	0	0	0	0	0	0	0	0	0	9	5	4	0	0	0	0
2023	Chiefs	17	1	23	17	6	2	0	0.0	0.0	0	0	0	0	0	1	0	0	0	0	0	0	5	4	1	0	0	0	0	
NFL TOTALS		32	1	23	17	6	2	0	0.0	0.0	0	0	0	0	0	1	0	0	0	0	0	0	14	9	5	0	0	0	0	

JACK COCHRANE'S NFL POSTSEASON DEFENSIVE STATISTICS

DATE	TEAM	GP	GS	TACKLES							INTERCEPTIONS					O. FUMB				ST				MISC						
				TK	S	A	TFL	YDS	SK	YDS	QBH	NO	YDS	LG	TD	PD	FF	FR	TD	YDS	TK	S	A	FF	FR	S	A			
2022	Chiefs	3	0	0	0	0	0	0	0	0.0	0.0	0	0	0	0	0	0	0	0	0	0	0	0	1	0	1	0	0	0	0
2023	Chiefs	4	0	0	0	0	0	0	0	0.0	0.0	0	0	0	0	0	0	0	0	0	0	0	0	0	0	0	0	0	0	0
NFL TOTALS		7	0	0	0	0	0	0	0	0.0	0.0	0	0	0	0	0	0	0	0	0	0	0	0	1	0	1	0	0	0	0



2023 GAME-BY-GAME POSTSEASON STATISTICS (CHIEFS)

DATE	OPPONENT	P/S	TACKLES							INTERCEPTIONS					O. FUMB				ST				MISC		SCORE			
			TK	S	A	SK	YDS	TFL	YDS	QBH	NO	YDS	LG	TD	PD	FF	FR	TD	YDS	TK	S	A	FF	FR		S	A	W/L
01/13	Dolphins	P	0	0	0	0.0	0.0	0	0	0	0	0	0	0	0	0	0	0	0	0	0	0	0	0	0	0	W	26-7
01/21	at Bills	P	0	0	0	0.0	0.0	0	0	0	0	0	0	0	0	0	0	0	0	0	0	0	0	0	0	0	W	27-24
01/28	at Ravens	P	0	0	0	0.0	0.0	0	0	0	0	0	0	0	0	0	0	0	0	0	0	0	0	0	0	0	W	17-10
02/11	49ers	P	0	0	0	0.0	0.0	0	0	0	0	0	0	0	0	0	0	0	0	0	0	0	0	0	0	0	W	25-22+
2023 TOTALS		4-0	0	0	0	0.0	0.0	0	0	0	0	0	0	0	0	0	0	0	0	0	0	0	0	0	0	4-0		

+ - Overtime





CHAMARRI CONNER



DEFENSIVE BACK #27
VIRGINIA TECH

2ND YEAR IN THE NFL

2ND YEAR WITH THE CHIEFS

HEIGHT: 6'0"
WEIGHT: 202 LBS
DRAFTED: D4-23
BIRTHDAY: 7/11/00

- Conner enters his second season with the Chiefs in 2024.
- Originally entered the NFL as a fourth-round pick (119th overall) by the Kansas City Chiefs in the 2023 NFL Draft.

Transactions:
Originally entered the NFL as a fourth-round pick (119th overall) by the Kansas City Chiefs in the 2023 NFL Draft.

COLLEGE

Played 61 games (57 starts) in five seasons (2018-22) for Virginia Tech ... Recorded 314 tackles (207 solo), 21 tackles for loss (-110.0 yards), 7.5 sacks (-73.0 yards), four interceptions returned for 20 yards, 23 passes defended, four forced fumbles and one blocked kick ... Finished his college career ranked 10th all-time at VT in career tackles ... Received the following awards and honors: 2022-23 Reese's Senior Bowl selection, 2021 All-ACC Honorable Mention (S), 2021 Phil Steele All-ACC second-team, 2021 ESPN All-ACC Midseason Team, ACC Defensive Back of the Week (Sept. 7, 2021), 2020 All-ACC Honorable Mention (CB) and 2020 Phil Steele All-ACC third-team.

PERSONAL

- Led Trinity Christian Academy to a 9-4 record at the 5A level as a senior, following four-straight 3A titles.
- A ballhawk safety who tallied 107 tackles, including 58 solo stops, 1.5 sacks, one forced fumble and one fumble recovery under the watch of Head Coach Verlon Dorminey.
- Helped the Conquerors defense average 2.5 turnovers a game.
- Son of Charles Conner and Erica Williams.
- Has two brothers and one sister.
- Majored in criminology.

REGULAR SEASON COMPARISON: DEFENSIVE - JACKSONVILLE JAGUARS

DATE	OPP	W/L	GP/GS	TACKLES							INT	TFL	PD	QBH	TD	FF	FR
				TOT	SOLO	ASST	SACK	YDS.	INT	TFL							
9/17/23	KC @ JAX	W	P	0	0	0	0.0	0.0	0	0	0	0	0	0	0	0	
TOTALS		1/0	1/0	0	0	0	0.0	0.0	0	0	0	0	0	0	0	0	

CHAMARRI CONNER'S NFL REGULAR SEASON DEFENSIVE STATISTICS

DATE	TEAM	GP	GS	TACKLES							INTERCEPTIONS					O. FUMB			ST			MISC					
				TK	S	A	TFL	YDS	SK	YDS	QBH	NO	YDS	LG	TD	PD	FF	FR	TD	YDS	TK	S	A	FF	FR	S	A
2023	Chiefs	17	7	28	24	4	2	5	0.0	0.0	0	1	4	4	0	1	0	0	0	0	8	7	1	0	0	0	0
NFL TOTALS		17	7	28	24	4	2	5	0.0	0.0	0	1	4	4	0	1	0	0	0	0	8	7	1	0	0	0	0

CHAMARRI CONNER'S NFL POSTSEASON DEFENSIVE STATISTICS

DATE	TEAM	GP	GS	TACKLES							INTERCEPTIONS					O. FUMB			ST			MISC					
				TK	S	A	TFL	YDS	SK	YDS	QBH	NO	YDS	LG	TD	PD	FF	FR	TD	YDS	TK	S	A	FF	FR	S	A
2023	Chiefs	4	1	15	10	5	0	0	0.0	0.0	0	0	0	0	0	0	1	0	0	0	1	1	0	0	0	0	0
NFL TOTALS		4	1	15	10	5	0	0	0.0	0.0	0	0	0	0	0	1	0	0	0	0	1	1	0	0	0	0	0



SINGLE-GAME HIGHS: DEFENSIVE

Total Tackles	7 at L.A. Chargers, Jan 07, 2024 3 vs. Cincinnati, Dec 31, 2023 3 vs. Las Vegas, Dec 25, 2023 3 at New England, Dec 17, 2023 2 vs. Buffalo, Dec 10, 2023 ...4 more at 2.	Interceptions	1 vs. Buffalo, Dec 10, 2023
Solo Tackles	7 at L.A. Chargers, Jan 07, 2024 3 vs. Las Vegas, Dec 25, 2023 2 vs. Cincinnati, Dec 31, 2023 2 at New England, Dec 17, 2023 2 vs. Buffalo, Dec 10, 2023 ...3 more at 2.	Interception Return Yards	4 vs. Buffalo, Dec 10, 2023
Passes Defensed	1 vs. Buffalo, Dec 10, 2023	Special Teams Tackles	1 at L.A. Chargers, Jan 07, 2024 1 at New England, Dec 17, 2023 1 vs. Buffalo, Dec 10, 2023 ...5 more at 1.
Tackles For Loss	1 vs. Las Vegas, Dec 25, 2023 1 vs. Denver, Oct 12, 2023		

SINGLE-GAME HIGHS - POSTSEASON: DEFENSIVE

Total Tackles	10 at Buffalo, Jan 21, 2024 2 vs. San Francisco, Feb 11, 2024 2 vs. Miami, Jan 13, 2024 1 at Baltimore, Jan 28, 2024	Solo Tackles	8 at Buffalo, Jan 21, 2024 1 at Baltimore, Jan 28, 2024 1 vs. Miami, Jan 13, 2024
----------------------	---	---------------------	---

2023 GAME-BY-GAME REGULAR-SEASON STATISTICS (CHIEFS)

DATE	OPPONENT	P/S	TACKLES							INTERCEPTIONS					O. FUMB				ST				MISC		W/L	SCORE	
			TK	S	A	SK	YDS	TFL	YDS	QBH	NO	YDS	LG	TD	PD	FF	FR	TD	YDS	TK	S	A	FF	FR			S
09/07	Lions	S	0	0	0	0.0	0.0	0	0	0	0	0	0	0	0	0	0	0	0	0	0	0	0	0	0	L	20-21
09/17	at Jaguars	P	0	0	0	0.0	0.0	0	0	0	0	0	0	0	0	0	0	0	0	0	0	0	0	0	0	W	17-9
09/24	Bears	S	1	0	1	0.0	0.0	0	0	0	0	0	0	0	0	0	0	0	0	0	0	0	0	0	0	W	41-10
10/01	at Jets	P	2	2	0	0.0	0.0	0	0	0	0	0	0	0	0	0	0	0	0	0	0	0	0	0	0	W	23-20
10/08	at Vikings	P	0	0	0	0.0	0.0	0	0	0	0	0	0	0	0	0	0	0	0	0	0	0	0	0	0	W	27-20
10/12	Broncos	S	1	1	0	0.0	0.0	1	1	0	0	0	0	0	0	0	0	0	0	0	0	0	0	0	0	W	19-8
10/22	Chargers	P	0	0	0	0.0	0.0	0	0	0	0	0	0	0	0	0	0	0	0	0	0	0	0	0	0	W	31-17
10/29	at Broncos	P	0	0	0	0.0	0.0	0	0	0	0	0	0	0	0	0	0	0	0	0	0	0	0	0	0	L	9-24
11/05	Dolphins	S	2	2	0	0.0	0.0	0	0	0	0	0	0	0	0	0	0	0	0	0	0	0	0	0	0	W	21-14
11/20	Eagles	P	0	0	0	0.0	0.0	0	0	0	0	0	0	0	0	0	0	0	0	0	0	0	0	0	0	L	17-21
11/26	at Raiders	P	2	2	0	0.0	0.0	0	0	0	0	0	0	0	0	0	0	0	0	0	0	0	0	0	0	W	31-17
12/03	at Packers	S	2	1	1	0.0	0.0	0	0	0	0	0	0	0	0	0	0	0	0	0	0	0	0	0	0	L	19-27
12/10	Bills	S	2	2	0	0.0	0.0	0	0	0	1	4	4	0	1	0	0	0	0	0	0	0	0	0	0	L	17-20
12/17	at Patriots	P	3	2	1	0.0	0.0	0	0	0	0	0	0	0	0	0	0	0	0	0	0	0	0	0	0	W	27-17
12/25	Raiders	P	3	3	0	0.0	0.0	1	4	0	0	0	0	0	0	0	0	0	0	0	0	0	0	0	0	L	14-20
12/31	Bengals	P	3	2	1	0.0	0.0	0	0	0	0	0	0	0	0	0	0	0	0	0	0	0	0	0	0	W	25-17
01/07	at Chargers	S	7	7	0	0.0	0.0	0	0	0	0	0	0	0	0	0	0	0	0	0	0	0	0	0	0	W	13-12
2023 TOTALS			17-7	28	24	4	0.0	0.0	2	5	0	1	4	4	0	1	0	0	0	0	0	0	0	0	0	11-6	

2023 GAME-BY-GAME POSTSEASON STATISTICS (CHIEFS)

DATE	OPPONENT	P/S	TACKLES							INTERCEPTIONS					O. FUMB				ST				MISC		W/L	SCORE		
			TK	S	A	SK	YDS	TFL	YDS	QBH	NO	YDS	LG	TD	PD	FF	FR	TD	YDS	TK	S	A	FF	FR			S	A
01/13	Dolphins	P	2	1	1	0.0	0.0	0	0	0	0	0	0	0	0	0	0	0	0	0	0	0	0	0	0	0	W	26-7
01/21	at Bills	S	10	8	2	0.0	0.0	0	0	0	0	0	0	0	0	1	0	0	0	0	0	0	0	0	0	0	W	27-24
01/28	at Ravens	P	1	1	0	0.0	0.0	0	0	0	0	0	0	0	0	0	0	0	0	0	0	0	0	0	0	0	W	17-10
02/11	49ers	P	2	0	2	0.0	0.0	0	0	0	0	0	0	0	0	0	0	0	0	0	0	0	0	0	0	0	W	25-22+
2023 TOTALS			4-1	15	10	5	0.0	0.0	0	0	0	0	0	0	0	1	0	0	0	0	0	0	0	0	0	0	4-0	

+ - Overtime





BRYAN COOK



SAFETY #6
CINCINNATI

3RD YEAR IN THE NFL

3RD YEAR WITH THE CHIEFS

HEIGHT: 6'1"
WEIGHT: 206 LBS
DRAFTED: D2B-22
BIRTHDAY: 9/7/99

- 👁️ Cook enters his third season with the Chiefs in 2024.
- 👁️ Originally entered the NFL as the second of two second-round picks (62nd overall) by the Kansas City Chiefs in the 2022 NFL Draft.

Transactions:

Originally entered the NFL the second of two second-round picks (62nd overall) by the Kansas City Chiefs in the 2022 NFL Draft.

COLLEGE

Reese's Senior Bowl invitee who had a breakout senior campaign after UC became the first non-Power 5 school to play in the College Football Playoffs in 2020 ... All-AAC first-team selection in 2021 ... Played first two seasons at Howard (2017-18) before transferring back home to Cincinnati and sitting out the 2019 season per NCAA rules ... Totaled 93 tackles, including six for loss, with 13 pass breakups for Cincinnati ... Helped UC to rank first in the country in pass efficiency defense (103.37), second in passing yards allowed (169.2), third in interceptions (19) and fourth in opponent completion percentage (54.0) ... Collected CoSIDA Academic All-America second-team honors ... In 2020, he made two starts and played in all 10 games during his first full season at UC ... Totaled 26 tackles, including 19 solo stops, along with two pass break ups and a tackle for a loss ... In 2019, sat out 13 games due to NCAA transfer regulations ... Made his UC debut in the TicketSmarter Birmingham Bowl, recording a pair of tackles on special teams ... Named to the 2019 AAC All-Academic Team ... Played in 21 games at Howard University from 2017-18 ... Totaled 94 tackles, including 73 solo stops ... Also had 17 passes defensed, five tackles for a loss, five interceptions with one returned for a 41-yard TD, two forced fumbles and a pair of fumble recoveries.

PERSONAL

- 👁️ Prepped for coach Arvie Crouch at Mount Healthy High School.
- 👁️ Earned Honorable Mention *Associated Press* All-Southwest District honors and first-team All-Southwest Ohio Conference accolades in 2016.
- 👁️ Part of SWOC Championship teams in 2014 and 2015.
- 👁️ Totaled 35 tackles, three interceptions, and a fumble recovery over nine games in 2016.
- 👁️ On offense, had four receptions for 110 yards and three TDs.
- 👁️ Totaled a season-best 10 stops and an interception at Harrison.
- 👁️ Tabbed for the SWOC Sportsmanship Award in 2015.

BRYAN COOK'S NFL REGULAR SEASON DEFENSIVE STATISTICS

DATE	TEAM	GP	GS	TACKLES								INTERCEPTIONS					O. FUMB				ST				MISC		
				TK	S	A	TFL	YDS	SK	YDS	QBH	NO	YDS	LG	TD	PD	FF	FR	TD	YDS	TK	S	A	FF	FR	S	A
2022	Chiefs	16	1	27	19	8	1	5	1.0	5.0	2	0	0	0	0	2	0	0	0	0	6	3	3	0	0	0	0
2023	Chiefs	12	12	42	26	16	1	0	0.0	0.0	0	1	9	9	0	2	0	2	1	59	0	0	0	0	0	0	
NFL TOTALS		28	13	69	45	24	2	5	1.0	5.0	2	1	9	9	0	4	0	2	1	59	6	3	3	0	0	0	0

BRYAN COOK'S NFL POSTSEASON DEFENSIVE STATISTICS

DATE	TEAM	GP	GS	TACKLES								INTERCEPTIONS					O. FUMB				ST				MISC	
				TK	S	A	TFL	YDS	SK	YDS	QBH	NO	YDS	LG	TD	PD	FF	FR	TD	YDS	TK	S	A	FF	FR	S
2022	Chiefs	3	0	6	6	0	0	0	0.0	0.0	0	0	0	0	0	1	0	0	0	0	0	0	0	0	0	0
2023	Chiefs	0	0	0	0	0	0	0	0.0	0.0	0	0	0	0	0	0	0	0	0	0	0	0	0	0	0	
NFL TOTALS		3	0	6	6	0	0	0	0.0	0.0	0	0	0	0	0	1	0	0	0	0	0	0	0	0	0	0





BAYLOR CUPP

TIGHT END #47
TEXAS TECH

ROOKIE

HEIGHT: 6'6"
WEIGHT: 243 LBS
DRAFTED: CFA-24
BIRTHDAY: 5/10/00



- 👁️ Cupp enters his first season with the Chiefs in 2024.
- 👁️ Originally entered the NFL as an undrafted free agent with the Kansas City Chiefs in 2024.

Transactions: Originally entered the NFL as an undrafted free agent with the Kansas City Chiefs in 2024.

COLLEGE

Played two seasons at Texas Tech (2022-23) and three seasons at Texas A&M (2019-21) ... Played 24 games for the Red Raiders with 23 receptions for 246 yards and four touchdowns ... Started seven games in 2023 with 11 receptions for 114 yards and two touchdowns ... Awarded 2023 All-Big 12 honorable mention ... In his first year with Texas Tech (2022), started in six games ... Had 12 catches for 132 yards and two touchdowns ... Was named to the John Mackey Award watch list prior to 2022 season ... Appeared in 10 games with one start at Texas A&M ... Earned the team's Academic Excellence Award following the 2020 spring semester ... Redshirted his freshman season (2019).

PERSONAL

- 👁️ Attended Brock High School in Brock, Texas.
- 👁️ Earned All-District 4-3A first-team honors his junior and senior years.
- 👁️ Named to *Dave Campbell's Texas Football* Tops in Texas second-team his senior year.
- 👁️ Recognized on the All-State first-team (Texas Sports Writers Association) and second-team (Associated Press Sports Editors).
- 👁️ Has five siblings.
- 👁️ Graduated with degree in universal studies.



MIKE DANNA



DEFENSIVE END #51
MICHIGAN

5TH YEAR IN THE NFL

5TH YEAR WITH THE CHIEFS

HEIGHT: 6'2"
WEIGHT: 257 LBS
DRAFTED: D5-20
BIRTHDAY: 12/4/97

- 🏈 Danna enters his fifth season with the Chiefs in 2024.
- 🏈 Originally entered the NFL as a fifth-round pick (177th overall) by the Kansas City Chiefs in the 2020 NFL Draft.

Transactions:

Re-signed with Kansas City (4/10/24) ... Originally entered the NFL as a fifth-round pick (177th overall) by the Kansas City Chiefs in the 2020 NFL Draft.

COLLEGE

Spent one season at Michigan (2019) where he appeared in all 13 games with one start along the defensive line making 38 tackles including three for loss, 3.0 sacks and one forced fumble to earn his first varsity letter at U-M ... Was on the watch list for the Hendricks Award ... Spent four seasons at Central Michigan (2015-18) where he appeared in 38 games (16 starts) tallying 151 tackles (92 solo), 28.0 tackles for loss, 15.0 sacks, one pass defended, four forced fumbles and four fumble recoveries ... As a redshirt junior at Central Michigan earned the Chippewas' Herb Deromedi Most Valuable Player Award, was named to the 2018 Pro Football Focus All-American first-team as a lineman and was named to All-Mid-American Conference first-team defense ... Redshirted as a freshman in 2015.

PERSONAL

- 🏈 Attended Warren De La Salle Collegiate High School where he was a two-year starter and varsity letterwinner in football.
- 🏈 Led his team to the 2014 Division II state title.
- 🏈 Set school records for tackles for loss (20) and sacks (10.0) in a single season in 2014.
- 🏈 Also tallied 52 tackles in just nine games as a senior.
- 🏈 Ranked No. 15 on the Detroit Free Press Fab 50 and the Detroit News Blue Chip list.
- 🏈 Named to the Detroit Free Press, Detroit News and MLive Dream Teams in 2014.
- 🏈 Earned All-State special mention from the *Associated Press* in 2014.
- 🏈 Named to the 2014 Detroit News All-Metro East first-team.
- 🏈 Selected first-team All-Macomb County by the Macomb Daily in 2014.
- 🏈 Hometown: Detroit, Mich.

MIKE DANNA'S NFL REGULAR SEASON DEFENSIVE STATISTICS

DATE	TEAM	GP	GS	TACKLES							INTERCEPTIONS					O. FUMB				ST				MISC			
				TK	S	A	TFL	YDS	SK	YDS	QBH	NO	YDS	LG	TD	PD	FF	FR	TD	YDS	TK	S	A	FF	FR	S	A
2020	Chiefs	13	1	25	16	9	4	23	2.5	22.5	6	0	0	0	0	0	0	0	0	0	0	0	0	0	0	0	0
2021	Chiefs	17	6	26	11	15	3	14	3.0	14.0	10	0	0	0	0	1	2	0	0	0	0	0	0	0	0	0	0
2022	Chiefs	13	0	27	9	18	3	26	5.0	34.0	10	0	0	0	0	0	2	0	0	0	0	0	0	0	0	0	0
2023	Chiefs	16	16	50	32	18	7	33	6.5	34.0	13	0	0	0	0	3	0	0	0	0	0	0	0	0	0	0	0
NFL TOTALS		59	23	128	68	60	17	96	17.0	104.5	39	0	0	0	0	4	4	0	0	0	0	0	0	0	0	0	0

MIKE DANNA'S NFL POSTSEASON DEFENSIVE STATISTICS

DATE	TEAM	GP	GS	TACKLES							INTERCEPTIONS					O. FUMB				ST				MISC			
				TK	S	A	TFL	YDS	SK	YDS	QBH	NO	YDS	LG	TD	PD	FF	FR	TD	YDS	TK	S	A	FF	FR	S	A
2020	Chiefs	3	0	4	1	3	0	0	0.0	0.0	0	0	0	0	0	0	0	0	0	0	0	0	0	0	0	0	0
2021	Chiefs	3	0	3	3	0	1	3	1.0	3.0	3	0	0	0	0	0	0	0	0	0	0	0	0	0	0	0	0
2022	Chiefs	3	0	6	4	2	0	0	0.0	0.0	1	0	0	0	0	0	0	0	0	0	0	0	0	0	0	0	0
2023	Chiefs	4	4	7	3	4	0	0	0.0	0.0	2	0	0	0	0	0	0	0	0	0	0	0	0	0	0	0	0
NFL TOTALS		13	4	20	11	9	1	3	1.0	3.0	6	0	0	0	0	0	0	0	0	0	0	0	0	0	0	0	0





MATT DICKERSON



DEFENSIVE TACKLE #93

UCLA

6TH YEAR IN THE NFL

2ND YEAR WITH THE CHIEFS

HEIGHT: 6'5"
WEIGHT: 298 LBS
DRAFTED: FA-23
BIRTHDAY: 11/9/95

- Dickerson enters his second season with the Chiefs in 2024.
- Originally entered the NFL as an undrafted free agent with the Tennessee Titans in 2018.

Transactions:

Signed by Kansas City (5/20/24) ... Released by Kansas City (5/17/24) ... Signed with Kansas City (2/14/24) ... Signed to Kansas City's practice squad (1/2/24) ... Released by Kansas City (12/30/23) ... Signed by Kansas City's (9/27/23) ... Signed to Kansas City's practice squad (8/30/23) ... Released by Kansas City (8/30/23) ... Signed by Kansas City (5/10/23) ... Signed by Atlanta

(8/31/22) ... Released by Kansas City (8/30/22) ... Signed by Kansas City (8/8/22) ... Released by the Cardinals (7/29/22) ... Signed by the Cardinals (1/19/22) ... Released by the Cardinals (1/11/22) ... Signed to the Cardinals' practice squad (12/27/21) ... Released by the Cardinals (11/15/21) ... Signed to the Cardinals' practice squad (11/2/21) ... Released by the Raiders (8/31/21) ... Signed by the Raiders (3/22/21) ... Signed by the Titans (10/29/19) ... Released by the Titans (10/26/19) ... Signed by the Titans (10/22/19) ... Released by the Titans (10/19/19) ... Originally entered the NFL as an undrafted free agent with the Tennessee Titans in 2018.

COLLEGE

Played four seasons at UCLA (2014-17) ... Recorded 97 tackles (48 solo), 7.0 tackles for loss of 12 yards, 1.5 sacks for five yards and four passes defended ... Was selected second-team Academic All-Conference his sophomore year in 2015.

PERSONAL

- Born in San Francisco.
- Parents: Clarence and Pamela Dickerson.
- Dad played college football at Henderson State (Ark.).
- Has a twin sister, Megan.
- Played football for the first time as a high school freshman.
- Lists former NFL standout running back Walter Payton as the athlete he admires the most.
- Hobbies include fishing, golf and hanging out with family and friends.
- Named to the Athletic Director's Academic Honor Roll in fall of 2014 and spring of 2015.
- Majored in political science while at UCLA.

REGULAR SEASON COMPARISON: DEFENSIVE - JACKSONVILLE JAGUARS

DATE	OPP	W/L	GP/GS	TACKLES						INT	TFL	PD	QBH	TD	MISC	
				TOT	SOLO	ASST	SACK	YDS.	FF						FR	
9/23/18	TEN @ JAX	W	P	0	0	0	0.0	0.0	0	0	0	0	0	0	0	0
9/20/20	TEN vs. JAX	W	P	0	0	0	0.0	0.0	0	0	0	0	0	0	0	0
12/13/20	TEN @ JAX	W	P	3	3	0	0.0	0.0	0	0	0	0	0	0	0	0
9/17/23	KC @ JAX	W	P	1	0	1	0.0	0.0	0	0	0	0	0	0	0	0
TOTALS		4/0	4/0	4	3	1	0.0	0.0	0	0	0	0	0	0	0	0

MATT DICKERSON'S NFL REGULAR SEASON DEFENSIVE STATISTICS

DATE	TEAM	GP	GS	TK	TACKLES					INTERCEPTIONS					O. FUMB				ST				MISC								
					S	A	TFL	YDS	SK	YDS	QBH	NO	YDS	LG	TD	PD	FF	FR	TD	YDS	TK	S	A	FF	FR	S	A				
2018	Titans	3	0	3	2	1	0	0	0.0	0.0	0	0	0	0	0	0	0	0	0	0	0	0	0	0	0	0	0	0	0	0	0
2019	Titans	5	0	2	1	1	1	0	0.0	0.0	1	0	0	0	0	0	0	0	0	0	0	0	0	0	0	0	0	0	0	0	0
2020	Titans	10	0	10	4	6	0	0	0.0	0.0	1	0	0	0	0	0	0	0	0	0	0	0	0	0	0	0	0	0	0	0	0
2021	Cardinals	0	0	0	0	0	0	0	0.0	0.0	0	0	0	0	0	0	0	0	0	0	0	0	0	0	0	0	0	0	0	0	0
2022	Falcons	5	3	12	3	9	1	0	0.0	0.0	1	0	0	0	0	0	0	0	0	0	0	0	0	0	0	0	0	0	0	0	0
2023	Chiefs	12	0	15	7	8	1	1	0.0	0.0	0	0	0	0	0	0	0	0	0	0	0	0	0	0	0	0	0	0	0	0	0
NFL TOTALS		35	3	42	17	25	3	1	0.0	0.0	3	0	0	0	0	0	0	0	0	0	0	0	0	0	0	0	0	0	0	0	0



MATT DICKERSON'S NFL POSTSEASON DEFENSIVE STATISTICS

DATE	TEAM	GP	GS	TACKLES								INTERCEPTIONS					O. FUMB				ST				MISC	
				TK	S	A	TFL	YDS	SK	YDS	QBH	NO	YDS	LG	TD	PD	FF	FR	TD	YDS	TK	S	A	FF	FR	S
2019	Titans	3	0	0	0	0	0	0	0	0.0	0.0	0	0	0	0	0	0	0	0	0	0	0	0	0	0	0
2020	Titans	1	1	1	1	0	1	1	1.0	1.0	1	0	0	0	0	0	0	0	0	0	0	0	0	0	0	
2021	Cardinals	0	0	0	0	0	0	0	0.0	0.0	0	0	0	0	0	0	0	0	0	0	0	0	0	0	0	
2023	Chiefs	1	0	1	1	0	0	0	0.0	0.0	0	0	0	0	0	0	0	0	0	0	0	0	0	0	0	
NFL TOTALS		5	1	2	2	0	1	1	1.0	1.0	1	0	0	0	0	0	0	0	0	0	0	0	0	0	0	

SINGLE-GAME HIGHS: DEFENSIVE

Total Tackles 4 vs. Tampa Bay, Jan 08, 2023
 3 at L.A. Chargers, Jan 07, 2024
 3 vs. Detroit, Sep 07, 2023
 3 vs. San Francisco, Oct 16, 2022
 ...1 more at 3.

Solo Tackles 3 at Jacksonville, Dec 13, 2020
 2 at Green Bay, Dec 03, 2023
 2 at Las Vegas, Nov 26, 2023
 2 vs. San Francisco, Oct 16, 2022
 ...1 more at 2.

Tackles For Loss 1 at L.A. Chargers, Jan 07, 2024
 1 at Tampa Bay, Oct 09, 2022
 1 vs. New Orleans, Dec 22, 2019

SINGLE-GAME HIGHS - POSTSEASON: DEFENSIVE

Total Tackles 1 vs. Baltimore, Jan 10, 2021
Solo Tackles 1 vs. Baltimore, Jan 10, 2021

Sacks 1.0 vs. Baltimore, Jan 10, 2021
Tackles For Loss 1 vs. Baltimore, Jan 10, 2021

2018 GAME-BY-GAME REGULAR-SEASON STATISTICS (TITANS)

DATE	OPPONENT	P/S	TACKLES								INTERCEPTIONS					O. FUMB				ST				MISC		W/L	SCORE	
			TK	S	A	SK	YDS	TFL	YDS	QBH	NO	YDS	LG	TD	PD	FF	FR	TD	YDS	TK	S	A	FF	FR	S			A
09/09	at Dolphins		DID NOT PLAY																							L	20-27	
09/16	Texans		INACTIVE																							W	20-17	
09/23	at Jaguars	P	0	0	0	0.0	0.0	0	0	0	0	0	0	0	0	0	0	0	0	0	0	0	0	0	0	0	W	9-6
09/30	Eagles		INACTIVE																							W	26-23+	
10/07	at Bills		INACTIVE																							L	12-13	
10/14	Ravens	P	1	0	1	0.0	0.0	0	0	0	0	0	0	0	0	0	0	0	0	0	0	0	0	0	0	L	0-21	
10/21	at Chargers		INACTIVE																							L	19-20	
11/05	at Cowboys		INACTIVE																							W	28-14	
11/11	Patriots		INACTIVE																							W	34-10	
11/18	at Colts		INACTIVE																							L	10-38	
11/26	at Texans		INACTIVE																							L	17-34	
12/02	Jets		INACTIVE																							W	26-22	
12/06	Jaguars		INACTIVE																							W	30-9	
12/16	at Giants		INACTIVE																							W	17-0	
12/22	Redskins		INACTIVE																							W	25-16	
12/30	Colts	P	2	2	0	0.0	0.0	0	0	0	0	0	0	0	0	0	0	0	0	0	0	0	0	0	L	17-33		
2018 TOTALS		3-0	3	2	1	0.0	0.0	0	0	0	0	0	0	0	0	0	0	0	0	0	0	0	0	0	0	0	9-7	

+ - Overtime

2019 GAME-BY-GAME REGULAR-SEASON STATISTICS (TITANS)

DATE	OPPONENT	P/S	TACKLES								INTERCEPTIONS					O. FUMB				ST				MISC		W/L	SCORE
			TK	S	A	SK	YDS	TFL	YDS	QBH	NO	YDS	LG	TD	PD	FF	FR	TD	YDS	TK	S	A	FF	FR	S		
09/08	at Browns		INACTIVE																							W	43-13
09/15	Colts	P	0	0	0	0.0	0.0	0	0	1	0	0	0	0	0	0	0	0	0	0	0	0	0	0	0	L	17-19
09/19	at Jaguars		INACTIVE																							L	7-20
09/29	at Falcons		INACTIVE																							W	24-10
10/06	Bills	P	1	0	1	0.0	0.0	0	0	0	0	0	0	0	0	0	0	0	0	0	0	0	0	0	L	7-14	
10/13	at Broncos		INACTIVE																							L	0-16
10/20	Chargers		NOT ON ROSTER																							W	23-20
10/27	Buccaneers		NOT ON ROSTER																							W	27-23
11/03	at Panthers	P	0	0	0	0.0	0.0	0	0	0	0	0	0	0	0	0	0	0	0	0	0	0	0	0	L	20-30	
11/10	Chiefs	P	0	0	0	0.0	0.0	0	0	0	0	0	0	0	0	0	0	0	0	0	0	0	0	0	W	35-32	
11/24	Jaguars		INACTIVE																							W	42-20
12/01	at Colts		INACTIVE																							W	31-17
12/08	at Raiders		INACTIVE																							W	42-21
12/15	Texans		INACTIVE																							L	21-24
12/22	Saints	P	1	1	0	0.0	0.0	1	0	0	0	0	0	0	0	0	0	0	0	0	0	0	0	0	L	28-38	
12/29	at Texans		INACTIVE																							W	35-14
2019 TOTALS		5-0	2	1	1	0.0	0.0	1	0	1	0	0	0	0	0	0	0	0	0	0	0	0	0	0	0	9-7	



2020 GAME-BY-GAME REGULAR-SEASON STATISTICS (TITANS)

DATE	OPPONENT	P/S	TACKLES							INTERCEPTIONS					O. FUMB				ST				MISC		W/L	SCORE		
			TK	S	A	SK	YDS	TFL	YDS	QBH	NO	YDS	LG	TD	PD	FF	FR	TD	YDS	TK	S	A	FF	FR			S	A
09/14	at Broncos	P	0	0	0	0.0	0.0	0	0	0	0	0	0	0	0	0	0	0	0	0	0	0	0	0	0	0	W	16-14
09/20	Jaguars	P	0	0	0	0.0	0.0	0	0	0	0	0	0	0	0	0	0	0	0	0	0	0	0	0	0	0	W	33-30
09/27	at Vikings																									W	31-30	
10/13	Bills	P	2	0	2	0.0	0.0	0	0	0	0	0	0	0	0	0	0	0	0	0	0	0	0	0	0	0	W	42-16
10/18	Texans																									W	42-36+	
10/25	Steelers																									L	24-27	
11/01	at Bengals																									L	20-31	
11/08	Bears																									W	24-17	
11/12	Colts																									L	17-34	
11/22	at Ravens	P	2	1	1	0.0	0.0	0	0	0	0	0	0	0	0	0	0	0	0	0	0	0	0	0	0	0	W	30-24+
11/29	at Colts	P	1	0	1	0.0	0.0	0	0	1	0	0	0	0	0	0	0	0	0	0	0	0	0	0	0	0	W	45-26
12/06	Browns	P	1	0	1	0.0	0.0	0	0	0	0	0	0	0	0	0	0	0	0	0	0	0	0	0	0	0	L	35-41
12/13	at Jaguars	P	3	3	0	0.0	0.0	0	0	0	0	0	0	0	0	0	0	0	0	0	0	0	0	0	0	0	W	31-10
12/20	Lions	P	0	0	0	0.0	0.0	0	0	0	0	0	0	0	0	0	0	0	0	0	0	0	0	0	0	0	W	46-25
12/27	at Packers	P	1	0	1	0.0	0.0	0	0	0	0	0	0	0	0	0	0	0	0	0	0	0	0	0	0	0	L	14-40
01/03	at Texans	P	0	0	0	0.0	0.0	0	0	0	0	0	0	0	0	0	0	0	0	0	0	0	0	0	0	0	W	41-38
2020 TOTALS			10-0	10	4	6	0.0	0.0	0	0	0	0	1	0	0	0	0	0	0	0	0	0	0	0	0	0	11-5	

+ - Overtime

2021 GAME-BY-GAME REGULAR-SEASON STATISTICS (CARDINALS)

DATE	OPPONENT	P/S	TACKLES							INTERCEPTIONS					O. FUMB				ST				MISC		W/L	SCORE		
			TK	S	A	SK	YDS	TFL	YDS	QBH	NO	YDS	LG	TD	PD	FF	FR	TD	YDS	TK	S	A	FF	FR			S	A
09/12	at Titans																										W	38-13
09/19	Vikings																										W	34-33
09/26	at Jaguars																										W	31-19
10/03	at Rams																										W	37-20
10/10	49ers																										W	17-10
10/17	at Browns																										W	37-14
10/24	Texans																										W	31-5
10/28	Packers																										L	21-24
11/07	at 49ers																										W	31-17
11/14	Panthers																										L	10-34
11/21	at Seahawks																										W	23-13
12/05	at Bears																										W	33-22
12/13	Rams																										L	23-30
12/19	at Lions																										L	12-30
12/25	Colts																										L	16-22
01/02	at Cowboys																										W	25-22
01/09	Seahawks																										L	30-38
2021 TOTALS			0	0	0	0.0	0.0	0	0	0	0	0	0	0	0	0	0	0	0	0	0	0	0	0	0	0	11-6	

2022 GAME-BY-GAME REGULAR-SEASON STATISTICS (FALCONS)

DATE	OPPONENT	P/S	TACKLES							INTERCEPTIONS					O. FUMB				ST				MISC		W/L	SCORE		
			TK	S	A	SK	YDS	TFL	YDS	QBH	NO	YDS	LG	TD	PD	FF	FR	TD	YDS	TK	S	A	FF	FR			S	A
09/11	Saints																										L	26-27
09/18	at Rams																										L	27-31
09/25	at Seahawks																										W	27-23
10/02	Browns																										W	23-20
10/09	at Buccaneers																										L	15-21
10/16	49ers																										W	28-14
10/23	at Bengals																										L	17-35
10/30	Panthers																										W	37-34+
11/06	Chargers																										L	17-20
11/10	at Panthers																										L	15-25
11/20	Bears																										W	27-24
11/27	at Commanders	S	0	0	0	0.0	0.0	0	0	0	0	0	0	0	0	0	0	0	0	0	0	0	0	0	0	0	L	13-19
12/04	Steelers	S	2	0	2	0.0	0.0	0	0	0	0	0	0	0	0	0	0	0	0	0	0	0	0	0	0	0	L	16-19
12/18	at Saints																										L	18-21
12/24	at Ravens																										L	9-17
01/01	Cardinals	S	0	0	0	0.0	0.0	0	0	0	0	0	0	0	0	0	0	0	0	0	0	0	0	0	0	0	W	20-19
01/08	Buccaneers	P	4	0	4	0.0	0.0	0	0	1	0	0	0	0	0	0	0	0	0	0	0	0	0	0	0	0	W	30-17
2022 TOTALS			4-3	6	0	6	0.0	0.0	0	0	1	0	0	0	0	0	0	0	0	0	0	0	0	0	0	0	7-10	

+ - Overtime



2023 GAME-BY-GAME REGULAR-SEASON STATISTICS (CHIEFS)

DATE	OPPONENT	P/S	TACKLES							INTERCEPTIONS					O. FUMB				ST				MISC		W/L	SCORE	
			TK	S	A	SK	YDS	TFL	YDS	QBH	NO	YDS	LG	TD	PD	FF	FR	TD	YDS	TK	S	A	FF	FR			S
09/07	Lions	P	3	1	2	0.0	0.0	0	0	0	0	0	0	0	0	0	0	0	0	0	0	0	0	0	0	L	20-21
09/17	at Jaguars		PRACTICE SQUAD																				W	17-9			
09/24	Bears		PRACTICE SQUAD																				W	41-10			
10/01	at Jets	P	0	0	0	0.0	0.0	0	0	0	0	0	0	0	0	0	0	0	0	0	0	0	0	0	W	23-20	
10/08	at Vikings		INACTIVE																				W	27-20			
10/12	Broncos	P	0	0	0	0.0	0.0	0	0	0	0	0	0	0	0	0	0	0	0	0	0	0	0	0	W	19-8	
10/22	Chargers	P	0	0	0	0.0	0.0	0	0	0	0	0	0	0	0	0	0	0	0	0	0	0	0	0	W	31-17	
10/29	at Broncos	P	2	1	1	0.0	0.0	0	0	0	0	0	0	0	0	0	0	0	0	0	0	0	0	0	L	9-24	
11/05	Dolphins	P	1	0	1	0.0	0.0	0	0	0	0	0	0	0	0	0	0	0	0	0	0	0	0	0	W	21-14	
11/20	Eagles	P	1	0	1	0.0	0.0	0	0	0	0	0	0	0	0	0	0	0	0	0	0	0	0	0	L	17-21	
11/26	at Raiders	P	2	2	0	0.0	0.0	0	0	0	0	0	0	0	0	0	0	0	0	0	0	0	0	0	W	31-17	
12/03	at Packers	P	2	2	0	0.0	0.0	0	0	0	0	0	0	0	0	0	0	0	0	0	0	0	0	0	L	19-27	
12/10	Bills	P	0	0	0	0.0	0.0	0	0	0	0	0	0	0	0	0	0	0	0	0	0	0	0	0	L	17-20	
12/17	at Patriots		INACTIVE																				W	27-17			
12/25	Raiders		INACTIVE																				L	14-20			
12/31	Bengals		DID NOT PLAY																				W	25-17			
01/07	at Chargers		PRACTICE SQUAD																				W	13-12			
2023 TOTALS			10-0	11	6	5	0.0	0.0	0	0	0	0	0	0	0	0	0	0	0	0	0	0	0	0	0	11-6	

2019 GAME-BY-GAME POSTSEASON STATISTICS (TITANS)

DATE	OPPONENT	P/S	TACKLES							INTERCEPTIONS					O. FUMB				ST				MISC		W/L	SCORE	
			TK	S	A	SK	YDS	TFL	YDS	QBH	NO	YDS	LG	TD	PD	FF	FR	TD	YDS	TK	S	A	FF	FR			S
01/04	at Patriots	P	0	0	0	0.0	0.0	0	0	0	0	0	0	0	0	0	0	0	0	0	0	0	0	0	0	W	20-13
01/11	at Ravens	P	0	0	0	0.0	0.0	0	0	0	0	0	0	0	0	0	0	0	0	0	0	0	0	0	0	W	28-12
01/19	at Chiefs	P	0	0	0	0.0	0.0	0	0	0	0	0	0	0	0	0	0	0	0	0	0	0	0	0	0	L	24-35
2019 TOTALS			3-0	0	0	0	0.0	0.0	0	0	0	0	0	0	0	0	0	0	0	0	0	0	0	0	0	2-1	

2020 GAME-BY-GAME POSTSEASON STATISTICS (TITANS)

DATE	OPPONENT	P/S	TACKLES							INTERCEPTIONS					O. FUMB				ST				MISC		W/L	SCORE	
			TK	S	A	SK	YDS	TFL	YDS	QBH	NO	YDS	LG	TD	PD	FF	FR	TD	YDS	TK	S	A	FF	FR			S
01/10	Ravens	S	1	1	0	1.0	1.0	1	1	1	0	0	0	0	0	0	0	0	0	0	0	0	0	0	0	L	13-20
2020 TOTALS			1-1	1	1	0	1.0	1.0	1	1	0	0	0	0	0	0	0	0	0	0	0	0	0	0	0	0-1	

2021 GAME-BY-GAME POSTSEASON STATISTICS (CARDINALS)

DATE	OPPONENT	P/S	TACKLES							INTERCEPTIONS					O. FUMB				ST				MISC		W/L	SCORE
			TK	S	A	SK	YDS	TFL	YDS	QBH	NO	YDS	LG	TD	PD	FF	FR	TD	YDS	TK	S	A	FF	FR		
01/17	at Rams		NOT ON ROSTER																				L	11-34		
2021 TOTALS			0	0	0	0.0	0.0	0	0	0	0	0	0	0	0	0	0	0	0	0	0	0	0	0	0	0-1

2023 GAME-BY-GAME POSTSEASON STATISTICS (CHIEFS)

DATE	OPPONENT	P/S	TACKLES							INTERCEPTIONS					O. FUMB				ST				MISC		W/L	SCORE	
			TK	S	A	SK	YDS	TFL	YDS	QBH	NO	YDS	LG	TD	PD	FF	FR	TD	YDS	TK	S	A	FF	FR			S
01/13	Dolphins		PRACTICE SQUAD																				W	26-7			
01/21	at Bills	P	1	1	0	0.0	0.0	0	0	0	0	0	0	0	0	0	0	0	0	0	0	0	0	0	0	W	27-24
01/28	at Ravens		PRACTICE SQUAD																				W	17-10			
02/11	49ers		PRACTICE SQUAD																				W	25-22+			
2023 TOTALS			1-0	1	1	0	0.0	0.0	0	0	0	0	0	0	0	0	0	0	0	0	0	0	0	0	0	4-0	

+ - Overtime





ETHAN DRISKELL

**TACKLE #75
MARSHALL**

ROOKIE

**HEIGHT: 6'8"
WEIGHT: 313 LBS
DRAFTED: CFA-24
BIRTHDAY: 6/29/00**



- 👁️ Driskell enters his first season with the Chiefs in 2024.
- 👁️ Originally entered the NFL as an undrafted free agent with the Kansas City Chiefs in 2024.

Transactions: Originally entered the NFL as an undrafted free agent with the Kansas City Chiefs in 2024.

COLLEGE

Played five years for Marshall (2019-23) ... Played in 48 games at Marshall with 25 starts ... Moved into a starting role at the tackle position in 2022 ... Appeared in 13 games in 2021 after playing in nine of ten games during the COVID-impacted 2020 season ... Redshirted his freshman season (2019) ... Was named to the 2023 preseason All-Sun Belt Conference second-team (Phil Steele, Athlon and SBC Coaches).

PERSONAL

- 👁️ Played defensive tackle for Holy Cross High School in Louisville, KY.
- 👁️ Also played basketball.



CLYDE EDWARDS-HELAIRE



RUNNING BACK #25

LSU



5TH YEAR IN THE NFL

5TH YEAR WITH THE CHIEFS

HEIGHT: 5'7"
WEIGHT: 207 LBS
DRAFTED: D1-20
BIRTHDAY: 4/11/99

Edwards-Helaire enters his fifth season with the Chiefs in 2024.

Originally entered the NFL as a first-round pick (32nd overall) by the Kansas City Chiefs in the 2020 NFL Draft.

Career Highlights:

Posted back-to-back games of 100 rushing yards or more for the first time in his career in 2022. Edwards-Helaire had 100 rushing yards versus the L.A. Chargers (9/26/21) and 102 yards against the Eagles (10/3/21).

In his NFL debut vs. the Texans (9/10/20), Edwards-Helaire tallied 138 rushing yards on 25 attempts (5.5 avg.) and scored his first NFL touchdown on a 27-yard run. He became the first player with 100+ rushing yards and a rushing TD in an NFL debut since NY Giants RB Saquon Barkley in Week 1 of 2018 vs. the Jacksonville Jaguars. Edwards-Helaire's 138 yards rushing are eighth-best in an NFL debut in the Super Bowl era.

With 803 rushing yards and 297 receiving yards during his rookie campaign in 2020, Edwards-Helaire finished the season with 1,100 scrimmage yards. He became the third Chiefs rookie to hit 1,000 scrimmage yards in franchise history, joining RBs Joe Delaney (1,367 in 1981) and Kareem Hunt

(1,782 in 2017).

His 1,100 scrimmage yards in 2020 were the fourth-most among all rookies in the NFL.

In Week 6 of his rookie campaign against Buffalo, Edwards-Helaire rushed for a career-high 161 rushing yards, marking his second-career 100+-rushing yard game. His 161 rushing yards tied for the third-most rushing yards in a game by a rookie in Chiefs history. It marked the eighth time in franchise history that a rookie RB rushed for more than 150 yards in a game and he became the seventh different rookie RB to accomplish the feat. His two 100+-rushing yard games during the 2020 season tied for the fourth-most by any Chiefs rookie in franchise history.

Honors:

2020 Mack Lee Hill Award winner, voted by teammates as best rookie.

Transactions:

Re-signed with the Chiefs (4/8/24) ... Originally entered the NFL as a first-round pick (32nd overall) by the Kansas City Chiefs in the 2020 NFL Draft.

COLLEGE

Appeared in 41 games at LSU rushing for 2,158 yards on 370 carries and 23 rushing touchdowns for his career ... Added 69 receptions for 595 yards and one receiving touchdown ... Left LSU ranked No. 15 in school history in career rushing yards and holds the LSU single-season record for receptions by a running back (55) ... Put together one of the best seasons for a running back in school history in 2019 with 1,414 rushing yards and 453 receiving yards on 55 receptions ... His 1,414 rushing yards ranked as the third-highest single-season total in LSU history ... Named LSU's MVP and permanent team captain for the Tigers in 2019 ... Named 2019 All-SEC first-team (AP, unanimous; Coaches), Paul Hornung Award Finalist and SEC Offensive Player of the Week (at Alabama; 11/9/19).

PERSONAL

Carried the ball 58 times for 496 yards and 10 touchdowns during senior season at Catholic High School.

Named the 2015 Class 5A Championship Most Outstanding Player after leading Catholic High to a 31-28 victory against Archbishop Rummel High School as he caught eight passes for a record 161 yards and rushed for 88 yards and a touchdown.

Competed in the Red Stick Bowl at the conclusion of his senior season and scored the first touchdown of the game.

Became the first freshman to play varsity football in Head Coach Dale Weiner's 29 seasons at Catholic High School.

Majored in sport administration at LSU.

Hometown: Baton Rouge, La.

Last name pronounced: EE-lair.



CLYDE EDWARDS-HELAIRE'S NFL REGULAR SEASON RUSHING/RECEIVING STATISTICS

DATE	TEAM	RUSHING							RECEIVING				
		GP	GS	NO.	YDS.	AVG.	LG	TD	NO.	YDS.	AVG.	LG	TD
2020	Chiefs	13	13	181	803	4.4	31	4	36	297	8.3	26	1
2021	Chiefs	10	10	119	517	4.3	17	4	19	129	6.8	29	2
2022	Chiefs	10	6	71	302	4.3	52	3	17	151	8.9	25	3
2023	Chiefs	15	3	70	223	3.2	20	1	17	188	11.1	48	1
NFL TOTALS		48	32	441	1,845	4.2	52	12	89	765	8.6	48	7

CLYDE EDWARDS-HELAIRE'S NFL POSTSEASON RUSHING/RECEIVING STATISTICS

DATE	TEAM	RUSHING							RECEIVING				
		GP	GS	NO.	YDS.	AVG.	LG	TD	NO.	YDS.	AVG.	LG	TD
2020	Chiefs	2	2	15	71	4.7	26	1	3	23	7.7	18	0
2021	Chiefs	2	0	13	96	7.4	22	0	2	13	6.5	9	0
2022	Chiefs	0	0	0	0	0.0	0	0	0	0	0.0	0	0
2023	Chiefs	4	0	11	53	4.8	28	0	4	7	1.8	5	0
NFL TOTALS		8	2	39	220	5.6	28	1	9	43	4.8	18	0

SINGLE-GAME HIGHS: RUSHING/RECEIVING

Rush Attempts	26 at Buffalo, Oct 19, 2020 25 vs. Houston, Sep 10, 2020 20 at Baltimore, Sep 28, 2020 19 at Tampa Bay, Oct 02, 2022 17 vs. L.A. Chargers, Sep 26, 2021	Receiving Yards	70 at Baltimore, Sep 28, 2020 64 at New England, Dec 17, 2023 59 at Miami, Dec 13, 2020 44 vs. L.A. Chargers, Sep 15, 2022 42 vs. Las Vegas, Dec 25, 2023
Rushing Yards	161 at Buffalo, Oct 19, 2020 138 vs. Houston, Sep 10, 2020 102 at Philadelphia, Oct 03, 2021 100 vs. L.A. Chargers, Sep 26, 2021 92 at Tampa Bay, Oct 02, 2022	Receiving Average	16.0 at New England, Dec 17, 2023 14.0 vs. Las Vegas, Dec 25, 2023 14.0 at Baltimore, Sep 28, 2020 13.3 vs. Las Vegas, Oct 11, 2020 11.8 at Miami, Dec 13, 2020
Rushing Average	9.3 vs. L.A. Chargers, Sep 15, 2022 7.3 at Philadelphia, Oct 03, 2021 6.2 at Buffalo, Oct 19, 2020 6.0 at Arizona, Sep 11, 2022	Longest Receptions	48 at New England, Dec 17, 2023 32 vs. Las Vegas, Dec 25, 2023 29 vs. Denver, Dec 05, 2021 26 at Miami, Dec 13, 2020 25 at Arizona, Sep 11, 2022
Longest Runs	52 vs. L.A. Chargers, Sep 15, 2022 31 at Buffalo, Oct 19, 2020 27 at Denver, Oct 25, 2020 27t vs. Houston, Sep 10, 2020 20 at New England, Dec 17, 2023 ...1 more at 20.	Receiving TDs	2 at Arizona, Sep 11, 2022 1 at New England, Dec 17, 2023 1 at Tampa Bay, Oct 02, 2022 1 at Philadelphia, Oct 03, 2021 ...2 more at 1.
Rushing TDs	2 vs. Las Vegas, Dec 12, 2021 2 at Las Vegas, Nov 22, 2020 1 vs. Chicago, Sep 24, 2023 1 at San Francisco, Oct 23, 2022 ...6 more at 1.	All-Purpose Yards	169 at Buffalo, Oct 19, 2020 138 vs. Houston, Sep 10, 2020 134 at Baltimore, Sep 28, 2020 118 vs. L.A. Chargers, Sep 15, 2022 114 at Philadelphia, Oct 03, 2021
Receptions	6 at L.A. Chargers, Sep 20, 2020 5 at Indianapolis, Sep 25, 2022 5 at Miami, Dec 13, 2020 5 at Baltimore, Sep 28, 2020 4 at New England, Dec 17, 2023 ...2 more at 4.	Most TDs	2 at Tampa Bay, Oct 02, 2022 2 at Arizona, Sep 11, 2022 2 vs. Las Vegas, Dec 12, 2021 ...1 more at 2.



SINGLE-GAME HIGHS - POSTSEASON: RUSHING/RECEIVING

Rush Attempts	9 at Tampa Bay, Feb 07, 2021 7 vs. Miami, Jan 13, 2024 7 vs. Buffalo, Jan 23, 2022 6 vs. Cincinnati, Jan 30, 2022 6 vs. Buffalo, Jan 24, 2021	Receptions	2 at Baltimore, Jan 28, 2024 2 at Tampa Bay, Feb 07, 2021 1 at Buffalo, Jan 21, 2024 1 vs. Miami, Jan 13, 2024 ...3 more at 1.
Rushing Yards	64 at Tampa Bay, Feb 07, 2021 60 vs. Buffalo, Jan 23, 2022 36 vs. Cincinnati, Jan 30, 2022 31 at Buffalo, Jan 21, 2024 21 vs. Miami, Jan 13, 2024	Receiving Yards	23 at Tampa Bay, Feb 07, 2021 9 vs. Buffalo, Jan 23, 2022 5 vs. Miami, Jan 13, 2024 4 vs. Cincinnati, Jan 30, 2022 3 at Baltimore, Jan 28, 2024
Rushing Average	8.6 vs. Buffalo, Jan 23, 2022 7.1 at Tampa Bay, Feb 07, 2021 3.0 vs. Miami, Jan 13, 2024	Longest Receptions	18 at Tampa Bay, Feb 07, 2021 9 vs. Buffalo, Jan 23, 2022 5 vs. Miami, Jan 13, 2024 5 at Tampa Bay, Feb 07, 2021 4 vs. Cincinnati, Jan 30, 2022
Longest Runs	28 at Buffalo, Jan 21, 2024 26 at Tampa Bay, Feb 07, 2021 22 vs. Buffalo, Jan 23, 2022 20 vs. Buffalo, Jan 23, 2022 14 vs. Cincinnati, Jan 30, 2022	All-Purpose Yards	87 at Tampa Bay, Feb 07, 2021 69 vs. Buffalo, Jan 23, 2022 40 vs. Cincinnati, Jan 30, 2022 30 at Buffalo, Jan 21, 2024 26 vs. Miami, Jan 13, 2024
Rushing TDs	1 vs. Buffalo, Jan 24, 2021	Most TDs	1 vs. Buffalo, Jan 24, 2021

100-YARD RUSHING GAMES (4): REGULAR SEASON

DATE	TEAM	ATT.	YDS.	AVG.	LG	TD
09/10/20	TEXANS	25	138	5.5	27t	1
10/19/20	at Bills	26	161	6.2	31	0
09/26/21	CHARGERS	17	100	5.9	14	0
10/03/21	at Eagles	14	102	7.3	17	0

2020 GAME-BY-GAME REGULAR-SEASON STATISTICS (CHIEFS)

DATE	OPPONENT	P/S	RUSHING					RECEIVING					W/L	SCORE
			NO.	YDS.	AVG.	LG	TD	NO.	YDS.	AVG.	LG	TD		
09/10	Texans	S	25	138	5.5	27t	1	0	0	0.0	0	0	W	34-20
09/20	at Chargers	S	10	38	3.8	17	0	6	32	5.3	10	0	W	23-20+
09/28	at Ravens	S	20	64	3.2	16	0	5	70	14.0	24	0	W	34-20
10/05	Patriots	S	16	64	4.0	13	0	3	27	9.0	14	0	W	26-10
10/11	Raiders	S	10	40	4.0	9	0	3	40	13.3	20	0	L	32-40
10/19	at Bills	S	26	161	6.2	31	0	4	8	2.0	8	0	W	26-17
10/25	at Broncos	S	8	46	5.8	27	1	1	17	17.0	17	0	W	43-16
11/01	Jets	S	6	21	3.5	4	0	3	10	3.3	8	0	W	35-9
11/08	Panthers	S	5	14	2.8	7	0	3	20	6.7	8	1	W	33-31
11/22	at Raiders	S	14	69	4.9	14t	2	1	8	8.0	8	0	W	35-31
11/29	at Buccaneers	S	11	37	3.4	10	0	1	2	2.0	2	0	W	27-24
12/06	Broncos						DID NOT PLAY						W	22-16
12/13	at Dolphins	S	16	32	2.0	12	0	5	59	11.8	26	0	W	33-27
12/20	at Saints	S	14	79	5.6	16	0	1	4	4.0	4	0	W	32-29
12/27	Falcons						INACTIVE						W	17-14
01/03	Chargers						INACTIVE						L	21-38
2020 TOTALS		13-13	181	803	4.4	31	4	36	297	8.3	26	1	14-2	

+ - Overtime



2021 GAME-BY-GAME REGULAR-SEASON STATISTICS (CHIEFS)

DATE	OPPONENT	P/S	RUSHING					RECEIVING					W/L	SCORE
			NO.	YDS.	AVG.	LG	TD	NO.	YDS.	AVG.	LG	TD		
09/12	Browns	S	14	43	3.1	9	0	3	29	9.7	14	0	W	33-29
09/19	at Ravens	S	13	46	3.5	9	0	0	0	0.0	0	0	L	35-36
09/26	Chargers	S	17	100	5.9	14	0	2	9	4.5	10t	1	L	24-30
10/03	at Eagles	S	14	102	7.3	17	0	2	12	6.0	11	1	W	42-30
10/10	Bills	S	7	13	1.9	6	0	1	11	11.0	11	0	L	20-38
10/17	at Football Team												W	31-13
10/24	at Titans												L	3-27
11/01	Giants												W	20-17
11/07	Packers												W	13-7
11/14	at Raiders												W	41-14
11/21	Cowboys	S	12	63	5.3	14	1	2	13	6.5	12	0	W	19-9
12/05	Broncos	S	14	54	3.9	10	0	3	28	9.3	29	0	W	22-9
12/12	Raiders	S	10	37	3.7	7	2	3	5	1.7	6	0	W	48-9
12/16	at Chargers	S	9	32	3.6	9	0	2	18	9.0	12	0	W	34-28+
12/26	Steelers	S	9	27	3.0	7	1	1	4	4.0	4	0	W	36-10
01/02	at Bengals												L	31-34
01/08	at Broncos												W	28-24
2021 TOTALS		10-10	119	517	4.3	17	4	19	129	6.8	29	2	12-5	

+ - Overtime

2022 GAME-BY-GAME REGULAR-SEASON STATISTICS (CHIEFS)

DATE	OPPONENT	P/S	RUSHING					RECEIVING					W/L	SCORE
			NO.	YDS.	AVG.	LG	TD	NO.	YDS.	AVG.	LG	TD		
09/11	at Cardinals	S	7	42	6.0	18	0	3	32	10.7	25	2	W	44-21
09/15	Chargers	S	8	74	9.3	52	0	4	44	11.0	21	0	W	27-24
09/25	at Colts	S	7	0	0.0	4	1	5	39	7.8	16	0	L	17-20
10/02	at Buccaneers	S	19	92	4.8	20	1	1	2	2.0	2t	1	W	41-31
10/10	Raiders	S	9	15	1.7	8	0	3	20	6.7	10	0	W	30-29
10/16	Bills	S	9	33	3.7	11	0	0	0	0.0	0	0	L	20-24
10/23	at 49ers	P	6	32	5.3	16t	1	0	0	0.0	0	0	W	44-23
11/06	Titans	P	4	5	1.3	3	0	1	14	14.0	14	0	W	20-17+
11/13	Jaguars	P	0	0	0.0	0	0	0	0	0.0	0	0	W	27-17
11/20	at Chargers	P	2	9	4.5	6	0	0	0	0.0	0	0	W	30-27
11/27	Rams												W	26-10
12/04	at Bengals												L	24-27
12/11	at Broncos												W	34-28
12/18	at Texans												W	30-24+
12/24	Seahawks												W	24-10
01/01	Broncos												W	27-24
01/07	at Raiders												W	31-13
2022 TOTALS		10-6	71	302	4.3	52	3	17	151	8.9	25	3	14-3	

+ - Overtime

2023 GAME-BY-GAME REGULAR-SEASON STATISTICS (CHIEFS)

DATE	OPPONENT	P/S	RUSHING					RECEIVING					W/L	SCORE
			NO.	YDS.	AVG.	LG	TD	NO.	YDS.	AVG.	LG	TD		
09/07	Lions	S	6	22	3.7	5	0	1	7	7.0	7	0	L	20-21
09/17	at Jaguars	P	1	0	0.0	0	0	2	17	8.5	10	0	W	17-9
09/24	Bears	P	15	55	3.7	16	1	1	2	2.0	2	0	W	41-10
10/01	at Jets	P	3	12	4.0	9	0	1	1	1.0	1	0	W	23-20
10/08	at Vikings	P	3	4	1.3	2	0	0	0	0.0	0	0	W	27-20
10/12	Broncos	P	2	7	3.5	7	0	1	9	9.0	9	0	W	19-8
10/22	Chargers	P	2	5	2.5	7	0	0	0	0.0	0	0	W	31-17
10/29	at Broncos	P	1	4	4.0	4	0	0	0	0.0	0	0	L	9-24
11/05	Dolphins												W	21-14
11/20	Eagles	P	2	20	10.0	12	0	0	0	0.0	0	0	L	17-21
11/26	at Raiders	P	3	5	1.7	5	0	0	0	0.0	0	0	W	31-17
12/03	at Packers	P	2	6	3.0	5	0	1	8	8.0	8	0	L	19-27
12/10	Bills	S	11	39	3.5	7	0	2	29	14.5	20	0	L	17-20
12/17	at Patriots	S	13	37	2.8	20	0	4	64	16.0	48	1	W	27-17
12/25	Raiders	P	4	6	1.5	4	0	3	42	14.0	32	0	L	14-20
12/31	Bengals												W	25-17
01/07	at Chargers	P	2	1	0.5	6	0	1	9	9.0	9	0	W	13-12
2023 TOTALS		15-3	70	223	3.2	20	1	17	188	11.1	48	1	11-6	

2020 GAME-BY-GAME POSTSEASON STATISTICS (CHIEFS)

DATE	OPPONENT	P/S	RUSHING					RECEIVING					W/L	SCORE
			NO.	YDS.	AVG.	LG	TD	NO.	YDS.	AVG.	LG	TD		
01/17	Browns												W	22-17
01/24	Bills	S	6	7	1.2	5	1	1	0	0.0	0	0	W	38-24
02/07	at Buccaneers	S	9	64	7.1	26	0	2	23	11.5	18	0	L	9-31
2020 TOTALS		2-2	15	71	4.7	26	1	3	23	7.7	18	0	2-1	



2021 GAME-BY-GAME POSTSEASON STATISTICS (CHIEFS)

DATE	OPPONENT	P/S	RUSHING					RECEIVING					W/L	SCORE	
			NO.	YDS.	AVG.	LG	TD	NO.	YDS.	AVG.	LG	TD			
01/16	Steelers													W	42-21
01/23	Bills	P	7	60	8.6	22	0	1	9	9.0	9	0	0	W	42-36+
01/30	Bengals	P	6	36	6.0	14	0	1	4	4.0	4	0	0	L	24-27+
2021 TOTALS		2-0	13	96	7.4	22	0	2	13	6.5	9	0	0	2-1	

+ - Overtime

2022 GAME-BY-GAME POSTSEASON STATISTICS (CHIEFS)

DATE	OPPONENT	P/S	RUSHING					RECEIVING					W/L	SCORE	
			NO.	YDS.	AVG.	LG	TD	NO.	YDS.	AVG.	LG	TD			
01/21	Jaguars													W	27-20
01/29	Bengals													W	23-20
02/12	at Eagles													W	38-35
2022 TOTALS		0-0	0	0	0.0	0	0	0	0	0.0	0	0	0	3-0	

2023 GAME-BY-GAME POSTSEASON STATISTICS (CHIEFS)

DATE	OPPONENT	P/S	RUSHING					RECEIVING					W/L	SCORE	
			NO.	YDS.	AVG.	LG	TD	NO.	YDS.	AVG.	LG	TD			
01/13	Dolphins	P	7	21	3.0	12	0	1	5	5.0	5	0	0	W	26-7
01/21	at Bills	P	2	31	15.5	28	0	1	-1	-1.0	-1	0	0	W	27-24
01/28	at Ravens	P	1	1	1.0	1	0	2	3	1.5	2	0	0	W	17-10
02/11	49ers	P	1	0	0.0	0	0	0	0	0.0	0	0	0	W	25-22+
2023 TOTALS		4-0	11	53	4.8	28	0	4	7	1.8	5	0	0	4-0	

+ - Overtime





NEIL FARRELL



DEFENSIVE TACKLE #92

LSU

3RD YEAR IN THE NFL

2ND YEAR WITH THE CHIEFS

HEIGHT: 6'4"
WEIGHT: 325 LBS
DRAFTED: T (LV)-23
BIRTHDAY: 9/9/98

- Farrell enters his second season with the Chiefs in 2024.
- Traded to Kansas City from the Las Vegas Raiders in exchange for a 2024 sixth-round pick (8/29/23).
- Originally entered the NFL as a fourth-round pick (126th overall) by the Las Vegas Raiders in the 2022 NFL Draft.

- Played in nine games during his rookie season and recorded 12 tackles (three solo), one tackle for loss and two quarterback hits.

Transactions:

Traded to Kansas City from Las Vegas Raiders (8/29/23) ... Originally entered the NFL as a fourth-round pick (126th overall) by the Las Vegas Raiders in the 2022 NFL Draft.

Career Highlights

COLLEGE

Spent five years at LSU (2017-21), appearing in 52 games with 21 starts ... Finished his collegiate career with 144 tackles, 23 tackles for loss, 7.5 sacks and two forced fumbles ... In 2021, started all 12 games and earned All-America honors from Pro Football Focus after recording 45 tackles (20 solo), 9.5 tackles for loss and 2.0 sacks ... In 2020, played in 10 games with six starts ... Totaled 25 tackles (nine solo), 2.5 tackles for loss and 1.0 sack ... In 2019, played in 15 games with three starts ... Totaled 46 tackles (15 solo), seven tackles for loss and 3.0 sacks ... Led the defensive linemen in tackles with 46 ... In 2018, appeared in 10 games and recorded 23 tackles, 1.5 sacks and one pass defensed ... In 2017, played in five games and finished with five tackles (one solo).

PERSONAL

- Attended Murphy High School in Mobile, Ala., where he was a four-star recruit and rated as the No. 1 defensive tackle in the state of Alabama by Scout.com.
- Was named a two-time All-Coastal Alabama first-team defense selection, while also being selected to the 2015 and 2016 Class 7A first-team Defense All-State football teams by the Alabama Sports Writers Association.
- As a senior, totaled 101 tackles, 28 tackles for loss and 13.0 sacks.
- Tallied 86 tackles and 17 tackles for loss as a junior.
- Also played center for the varsity basketball team.

REGULAR SEASON COMPARISON: DEFENSIVE - JACKSONVILLE JAGUARS

DATE	OPP	W/L	GP/GS	TACKLES					SACK	YDS.	INT	TFL	PD	QBH	TD	MISC		
				TOT	SOLO	ASST	FF	FR								FR		
11/6/22	LV @ JAX	L	P	3	1	2	0.0	0.0	0	1	0	0	0	0	0	0	0	
TOTALS		0/1	1/0	3	1	2	0.0	0.0	0	1	0	0	0	0	0	0	0	

NEIL FARRELL'S NFL REGULAR SEASON DEFENSIVE STATISTICS

DATE	TEAM	GP	GS	TACKLES					INTERCEPTIONS					O. FUMB					ST			MISC				
				TK	S	A	TFL	YDS	SK	YDS	QBH	NO	YDS	LG	TD	PD	FF	FR	TD	YDS	TK	S	A	FF	FR	S
2022	Raiders	9	0	12	3	9	1	0	0.0	0.0	2	0	0	0	0	0	0	0	0	0	0	0	0	0	0	0
2023	Chiefs	3	0	1	1	0	1	1	0.0	0.0	0	0	0	0	1	0	0	0	0	0	0	0	0	0	0	
NFL TOTALS		12	0	13	4	9	2	1	0.0	0.0	2	0	0	0	1	0	0	0	0	0	0	0	0	0	0	

NEIL FARRELL'S NFL POSTSEASON DEFENSIVE STATISTICS

DATE	TEAM	GP	GS	TACKLES					INTERCEPTIONS					O. FUMB					ST			MISC			
				TK	S	A	TFL	YDS	SK	YDS	QBH	NO	YDS	LG	TD	PD	FF	FR	TD	YDS	TK	S	A	FF	FR
2023	Chiefs	2	0	1	0	1	0	0	0.0	0.0	0	0	0	0	1	0	0	0	0	0	0	0	0	0	0
NFL TOTALS		2	0	1	0	1	0	0	0.0	0.0	0	0	0	0	1	0	0	0	0	0	0	0	0	0	0



SINGLE-GAME HIGHS: DEFENSIVE

Total Tackles 3 at Jacksonville, Nov 06, 2022
 2 at Pittsburgh, Dec 24, 2022
 2 at L.A. Rams, Dec 08, 2022
 2 at Denver, Nov 20, 2022
 ...1 more at 2.

Passes Defensed 1 at L.A. Chargers, Jan 07, 2024

Solo Tackles 1 at L.A. Chargers, Jan 07, 2024
 1 at Denver, Nov 20, 2022
 1 at Jacksonville, Nov 06, 2022
 ...1 more at 1.

SINGLE-GAME HIGHS - POSTSEASON: DEFENSIVE

Total Tackles 1 vs. San Francisco, Feb 11, 2024

2022 GAME-BY-GAME REGULAR-SEASON STATISTICS (RAIDERS)

DATE	OPPONENT	P/S	TACKLES							INTERCEPTIONS					O. FUMB				ST				MISC		W/L	SCORE	
			TK	S	A	SK	YDS	TFL	YDS	QBH	NO	YDS	LG	TD	PD	FF	FR	TD	YDS	TK	S	A	FF	FR			S
09/11	at Chargers																									L	19-24
09/18	Cardinals																									L	23-29+
09/25	at Titans																									L	22-24
10/02	Broncos																									W	32-23
10/10	at Chiefs	P	1	1	0	0.0	0.0	0	0	0	0	0	0	0	0	0	0	0	0	0	0	0	0	0	0	L	29-30
10/23	Texans	P	0	0	0	0.0	0.0	0	0	1	0	0	0	0	0	0	0	0	0	0	0	0	0	0	0	W	38-20
10/30	at Saints	P	2	0	2	0.0	0.0	0	0	0	0	0	0	0	0	0	0	0	0	0	0	0	0	0	0	L	0-24
11/06	at Jaguars	P	3	1	2	0.0	0.0	1	0	0	0	0	0	0	0	0	0	0	0	0	0	0	0	0	0	L	20-27
11/13	Colts																									L	20-25
11/20	at Broncos	P	2	1	1	0.0	0.0	0	0	0	0	0	0	0	0	0	0	0	0	0	0	0	0	0	0	W	22-16+
11/27	at Seahawks																									W	40-34+
12/04	Chargers																									W	27-20
12/08	at Rams	P	2	0	2	0.0	0.0	0	0	0	0	0	0	0	0	0	0	0	0	0	0	0	0	0	0	L	16-17
12/18	Patriots																									W	30-24
12/24	at Steelers	P	2	0	2	0.0	0.0	0	0	0	0	0	0	0	0	0	0	0	0	0	0	0	0	0	0	L	10-13
01/01	49ers	P	0	0	0	0.0	0.0	0	0	0	0	0	0	0	0	0	0	0	0	0	0	0	0	0	0	L	34-37+
01/07	Chiefs	P	0	0	0	0.0	0.0	0	0	1	0	0	0	0	0	0	0	0	0	0	0	0	0	0	0	L	13-31
2022 TOTALS			9-0	12	3	9	0.0	0.0	1	0	2	0	0	0	0	0	0	0	0	0	0	0	0	0	0	6-11	

+ - Overtime

2023 GAME-BY-GAME REGULAR-SEASON STATISTICS (CHIEFS)

DATE	OPPONENT	P/S	TACKLES							INTERCEPTIONS					O. FUMB				ST				MISC		W/L	SCORE	
			TK	S	A	SK	YDS	TFL	YDS	QBH	NO	YDS	LG	TD	PD	FF	FR	TD	YDS	TK	S	A	FF	FR			S
09/07	Lions																									L	20-21
09/17	at Jaguars																									W	17-9
09/24	Bears	P	0	0	0	0.0	0.0	0	0	0	0	0	0	0	0	0	0	0	0	0	0	0	0	0	0	W	41-10
10/01	at Jets																									W	23-20
10/08	at Vikings	P	0	0	0	0.0	0.0	0	0	0	0	0	0	0	0	0	0	0	0	0	0	0	0	0	0	W	27-20
10/12	Broncos																									W	19-8
10/22	Chargers																									W	31-17
10/29	at Broncos																									L	9-24
11/05	Dolphins																									W	21-14
11/20	Eagles																									L	17-21
11/26	at Raiders																									W	31-17
12/03	at Packers																									L	19-27
12/10	Bills																									L	17-20
12/17	at Patriots																									W	27-17
12/25	Raiders																									L	14-20
12/31	Bengals																									W	25-17
01/07	at Chargers	P	1	1	0	0.0	0.0	1	1	0	0	0	0	0	1	0	0	0	0	0	0	0	0	0	0	W	13-12
2023 TOTALS			3-0	1	1	0	0.0	0.0	1	1	0	0	0	0	0	0	0	0	0	0	0	0	0	0	0	11-6	

2023 GAME-BY-GAME POSTSEASON STATISTICS (CHIEFS)

DATE	OPPONENT	P/S	TACKLES							INTERCEPTIONS					O. FUMB				ST				MISC		W/L	SCORE	
			TK	S	A	SK	YDS	TFL	YDS	QBH	NO	YDS	LG	TD	PD	FF	FR	TD	YDS	TK	S	A	FF	FR			S
01/13	Dolphins																									W	26-7
01/21	at Bills																									W	27-24
01/28	at Ravens	P	0	0	0	0.0	0.0	0	0	0	0	0	0	0	0	0	0	0	0	0	0	0	0	0	0	W	17-10
02/11	49ers	P	1	0	1	0.0	0.0	0	0	0	0	0	0	0	1	0	0	0	0	0	0	0	0	0	0	W	25-22+
2023 TOTALS			2-0	1	0	1	0.0	0.0	0	0	0	0	0	0	1	0	0	0	0	0	0	0	0	0	0	4-0	

+ - Overtime





IZAIAH GATHINGS



TIGHT END #85
MIDDLE TENNESSEE STATE

1ST YEAR IN THE NFL

2ND YEAR WITH THE CHIEFS

HEIGHT: 6'4"
WEIGHT: 222 LBS
DRAFTED: FA-23
BIRTHDAY: 9/18/00

- Gathings enters his second season with the Chiefs in 2024.
- Originally entered the NFL as an undrafted free agent with the New York Jets in 2023.

Signed by Kansas City (7/21/24) ... Cut by Pittsburgh (06/05/24) ... Signed by Pittsburgh (5/29/24) ... Cut by Kansas City (5/04/24) ... Signed to Kansas City's practice squad (12/20/23) ... Cut from Kansas City (8/29/23) ... Signed with Kansas City (7/30/2023) ... Released from the New York Jets (7/22/2023) ... Originally entered the NFL as an undrafted free agent with the New York Jets.

Transactions:

COLLEGE

Played two years at Middle Tennessee (2021-22) ... While at Middle Tennessee, played in 24 games with 15 starts totalling 84 receptions for 861 yards and three TDs ... Finished second on the team in 2022 with 60 receptions for 559 yards and two TDs ... Had four or more catches in seven or more games ... His 650 snaps played in 2022 were the third-most among receivers on the squad ... Had a game-high 11 catches for 92 yards in a win against Colorado State, tying for eighth-most catches in a game in school history ... Finished the 2021 season with 24 receptions for 302 yards and a TD ... Led the team in receptions against UTSA with 65 yards, including 26 YAC ... Had three receptions for 49 yards against FAU ... Played two years at Gardner-Webb (2019-20) ... Played all four games the team competed in during the 2020 COVID-19 season ... Recorded 26 receptions for 267 yards and two TDs in 2020 ... Had 10 catches in the season's opening game (2020) ... Played in all 12 games in 2019 ... Led the team with 71 receptions for 1,046 yards and 11 TDs ... Averaged 14.7 yards per catch in 2019 ... Played in eight games as a freshman with four receptions for 28 yards on the season.

PERSONAL

- Lettered in both football and basketball at Statesville High School.
- Was a two-time All-Conference selection.
- Named first-team All-County by the Statesville Record & Landmark as a senior.
- Was named Iredell County Boys Basketball Player of the Year in 2016-17 by the Statesville Record and Landmark after averaging 11.2 points, 10.2 rebounds and 2.5 blocked shots per game as a junior.
- Majored in journalism at Middle Tennessee.

IZAIAH GATHINGS' NFL REGULAR SEASON RUSHING/RECEIVING STATISTICS

DATE	TEAM	GP	GS	RECEIVING					RUSHING				
				NO.	YDS.	AVG.	LG	TD	NO.	YDS.	AVG.	LG	TD
2023	Chiefs	0	0	0	0	0.0	0	0	0	0	0.0	0	0
NFL TOTALS		0	0	0	0	0.0	0	0	0	0	0.0	0	0

IZAIAH GATHINGS' NFL POSTSEASON RUSHING/RECEIVING STATISTICS

DATE	TEAM	GP	GS	RECEIVING					RUSHING				
				NO.	YDS.	AVG.	LG	TD	NO.	YDS.	AVG.	LG	TD
2023	Chiefs	0	0	0	0	0.0	0	0	0	0	0.0	0	0
NFL TOTALS		0	0	0	0	0.0	0	0	0	0	0.0	0	0

IZAIAH GATHINGS' NFL REGULAR SEASON RETURN STATISTICS

DATE	TEAM	KICKOFF RETURNS					PUNT RETURNS					
		RET.	YDS.	AVG.	LG	TD	NO.	FC	YDS.	AVG.	LG	TD
2023	Chiefs	0	0	0.0	0	0	0	0	0	0.0	0	0
NFL TOTALS		0	0	0.0	0	0	0	0	0	0.0	0	0



IZAIAH GATHINGS' NFL POSTSEASON RETURN STATISTICS

DATE	TEAM	KICKOFF RETURNS					PUNT RETURNS					
		RET.	YDS.	AVG.	LG	TD	NO.	FC	YDS.	AVG.	LG	TD
2023	Chiefs	0	0	0.0	0	0	0	0	0	0.0	0	0
NFL TOTALS		0	0	0.0	0	0	0	0	0	0.0	0	0

2023 GAME-BY-GAME REGULAR-SEASON STATISTICS (CHIEFS)

DATE	OPPONENT	P/S	RECEIVING					RUSHING					W/L	SCORE
			NO.	YDS.	AVG.	LG	TD	NO.	YDS.	AVG.	LG	TD		
12/25	Raiders												L	14-20
12/31	Bengals												W	25-17
01/07	at Chargers												W	13-12
2023 TOTALS		0-0	0	0	0.0	0	0	0	0	0.0	0	0	2-1	

2023 GAME-BY-GAME POSTSEASON STATISTICS (CHIEFS)

DATE	OPPONENT	P/S	RECEIVING					RUSHING					W/L	SCORE
			NO.	YDS.	AVG.	LG	TD	NO.	YDS.	AVG.	LG	TD		
01/13	Dolphins												W	26-7
01/21	at Bills												W	27-24
01/28	at Ravens												W	17-10
02/11	49ers												W	25-22+
2023 TOTALS		0-0	0	0	0.0	0	0	0	0	0.0	0	0	4-0	


+ - Overtime





TYREE GILLESPIE

SAFETY #46
MISSOURI



3RD YEAR IN THE NFL

2ND YEAR WITH THE CHIEFS

HEIGHT: 6'0"
WEIGHT: 202 LBS
DRAFTED: FA-24
BIRTHDAY: 9/5/97

- Gillespie enters his second season with the Chiefs in 2024.
- Originally entered the NFL as a fourth-round pick (143rd overall) by the Las Vegas Raiders in the 2021 NFL Draft.

Transactions: Signed by Kansas City (7/22/24) ... Signed by Kansas City (2/22/24) ... Released from Kansas City's practice squad (1/5/24) ... Signed to Kansas City's practice squad (12/5/23)

... Cut from the Texans (09/01/23) ... Acquired by Houston (05/02/2023) ... Cut from Jacksonville (05/01/23) ... Signed by Jacksonville (02/08/23) ... Signed by Jacksonville (12/21/22) ... Cut from Jacksonville (12/19/22) ... Acquired by Jaguars (08/31/22) ... Cut by Tennessee (08/30/22) ... Traded from Las Vegas to Tennessee (08/17/22) ... Originally entered the NFL as a fourth-round pick (143rd overall) by the Las Vegas Raiders in 2021.

COLLEGE

Played four years for Missouri ... Totalled 37 games for the Tigers ... Combined for 139 tackles (104 solo) ... In his career had 6.5 tackles for loss (-20 yards) ... Totalled 2.0 sacks (-14.0 yards), 10 passes defended and one forced fumble ... In 2020 produced 46 tackles, one tackle for loss and four passes defended ... Had eight tackles and two passes defended at Florida ... During his junior year (2019) totalled 50 tackles, the second most on the team ... Added four tackles for loss, 1.0 sack, seven passes defended and a forced fumble ... Started in 11 games ... Had a career-high nine tackle game (eight solo) against Ole Miss ... In 2018 was third on the team with 48 tackles ... Recorded 1.0 sack, two pressures and a pass defended ... Made six tackles in the Liberty Bowl against Oklahoma State ... His freshman year was a special teams contributor ... Saw action in seven games.

PERSONAL

- Played both safety and tailback in high school.
- Totalled 40 tackles and two interceptions, including a pick six.
- On offense, averaged 14.2 yards on 39 rushes for 555 yards and seven touchdowns.
- Had a career-high three TD performance with 184 yards on six rushes.
- Had offers from Florida, Tennessee, Florida Atlantic, Iowa State, Troy and New Mexico.

TYREE GILLESPIE'S NFL REGULAR SEASON DEFENSIVE STATISTICS

DATE	TEAM	GP	TACKLES										INTERCEPTIONS					O. FUMB					ST					MISC	
			GS	TK	S	A	TFL	YDS	SK	YDS	QBH	NO	YDS	LG	TD	PD	FF	FR	TD	YDS	TK	S	A	FF	FR	S	A		
2021	Raiders	11	0	2	0	2	0	0	0.0	0.0	0	0	0	0	0	0	0	0	0	0	6	1	5	0	0	0	0		
2022	Jaguars	3	0	0	0	0	0	0	0.0	0.0	0	0	0	0	0	0	0	0	0	0	0	0	0	0	0	0			
2023	Texans	0	0	0	0	0	0	0	0.0	0.0	0	0	0	0	0	0	0	0	0	0	0	0	0	0	0	0			
Went from Houston to Kansas City .																													
2023	Chiefs	0	0	0	0	0	0	0	0.0	0.0	0	0	0	0	0	0	0	0	0	0	0	0	0	0	0	0			
2023	TOTAL	0	0	0	0	0	0	0	0.0	0.0	0	0	0	0	0	0	0	0	0	0	0	0	0	0	0	0			
NFL TOTALS		14	0	2	0	2	0	0	0.0	0.0	0	0	0	0	0	0	0	0	0	0	6	1	5	0	0	0			

TYREE GILLESPIE'S NFL POSTSEASON DEFENSIVE STATISTICS

DATE	TEAM	GP	TACKLES										INTERCEPTIONS					O. FUMB					ST					MISC	
			GS	TK	S	A	TFL	YDS	SK	YDS	QBH	NO	YDS	LG	TD	PD	FF	FR	TD	YDS	TK	S	A	FF	FR	S	A		
2021	Raiders	1	0	0	0	0	0	0	0.0	0.0	0	0	0	0	0	0	0	0	0	0	0	0	0	0	0	0			
2022	Jaguars	0	0	0	0	0	0	0	0.0	0.0	0	0	0	0	0	0	0	0	0	0	0	0	0	0	0	0			
NFL TOTALS		1	0	0	0	0	0	0	0.0	0.0	0	0	0	0	0	0	0	0	0	0	0	0	0	0	0	0			



2021 GAME-BY-GAME POSTSEASON STATISTICS (RAIDERS)

DATE	OPPONENT	P/S	TACKLES							INTERCEPTIONS					O. FUMB				ST				MISC		SCORE			
			TK	S	A	SK	YDS	TFL	YDS	QBH	NO	YDS	LG	TD	PD	FF	FR	TD	YDS	TK	S	A	FF	FR		S	A	W/L
01/15	at Bengals	P	0	0	0	0.0	0.0	0	0	0	0	0	0	0	0	0	0	0	0	0	0	0	0	0	0	0	L	19-26
2021 TOTALS			1-0	0	0	0	0.0	0.0	0	0	0	0	0	0	0	0	0	0	0	0	0	0	0	0	0	0-1		

2022 GAME-BY-GAME POSTSEASON STATISTICS (JAGUARS)

DATE	OPPONENT	P/S	TACKLES							INTERCEPTIONS					O. FUMB				ST				MISC		SCORE		
			TK	S	A	SK	YDS	TFL	YDS	QBH	NO	YDS	LG	TD	PD	FF	FR	TD	YDS	TK	S	A	FF	FR		S	A
01/14	Chargers																									W	31-30
01/21	at Chiefs																									L	20-27
2022 TOTALS			0	0	0	0.0	0.0	0	0	0	0	0	0	0	0	0	0	0	0	0	0	0	0	0	0	1-1	





CHUKWUEBUKA GODRICK



OFFENSIVE TACKLE #72

1ST YEAR IN THE NFL

2ND YEAR WITH THE CHIEFS

HEIGHT: 6'5"
 WEIGHT: 293 LBS
 DRAFTED: FA-23
 BIRTHDAY: 10/11/00

- Godrick enters his second season with the Chiefs in 2024.
- Originally entered the NFL as a designated International Pathway Player with the Kansas City Chiefs in 2023.

Transactions:

Signed to Kansas City's practice squad (8/31/23) ... Released by Kansas City (8/29/23) ... Originally entered the NFL as a designated International Pathway Player with the Kansas City Chiefs in 2023.

PERSONAL

- Was primarily a basketball player.
- One of eight IPP players in 2023 to earn a chance on an NFL roster.

CHUKWUEBUKA GODRICK'S NFL REGULAR SEASON DEFENSIVE STATISTICS

DATE	TEAM	GP	GS	TACKLES							INTERCEPTIONS					O. FUMB				ST				MISC				
				TK	S	A	TFL	YDS	SK	YDS	QBH	NO	YDS	LG	TD	PD	FF	FR	TD	YDS	TK	S	A	FF	FR	S	A	
2023	Chiefs	0	0	0	0	0	0	0	0	0.0	0.0	0	0	0	0	0	0	0	0	0	0	0	0	0	0	0	0	0
NFL TOTALS		0	0	0	0	0	0	0	0	0.0	0.0	0	0	0	0	0	0	0	0	0	0	0	0	0	0	0	0	0

CHUKWUEBUKA GODRICK'S NFL POSTSEASON DEFENSIVE STATISTICS

DATE	TEAM	GP	GS	TACKLES							INTERCEPTIONS					O. FUMB				ST				MISC				
				TK	S	A	TFL	YDS	SK	YDS	QBH	NO	YDS	LG	TD	PD	FF	FR	TD	YDS	TK	S	A	FF	FR	S	A	
2023	Chiefs	0	0	0	0	0	0	0	0	0.0	0.0	0	0	0	0	0	0	0	0	0	0	0	0	0	0	0	0	0
NFL TOTALS		0	0	0	0	0	0	0	0	0.0	0.0	0	0	0	0	0	0	0	0	0	0	0	0	0	0	0	0	0

2023 GAME-BY-GAME REGULAR-SEASON STATISTICS (CHIEFS)

DATE	OPPONENT	P/S	TACKLES							INTERCEPTIONS					O. FUMB				ST				MISC		W/L	SCORE			
			TK	S	A	SK	YDS	TFL	YDS	QBH	NO	YDS	LG	TD	PD	FF	FR	TD	YDS	TK	S	A	FF	FR			S	A	
09/07	Lions																									L	20-21		
09/17	at Jaguars																									W	17-9		
09/24	Bears																									W	41-10		
10/01	at Jets																									W	23-20		
10/08	at Vikings																									W	27-20		
10/12	Broncos																									W	19-8		
10/22	Chargers																									W	31-17		
10/29	at Broncos																									L	9-24		
11/05	Dolphins																									W	21-14		
11/20	Eagles																									L	17-21		
11/26	at Raiders																									W	31-17		
12/03	at Packers																									L	19-27		
12/10	Bills																									L	17-20		
12/17	at Patriots																									W	27-17		
12/25	Raiders																									L	14-20		
12/31	Bengals																									W	25-17		
01/07	at Chargers																									W	13-12		
2023 TOTALS			0	0	0	0.0	0.0	0	0	0	0	0	0	0	0	0	0	0	0	0	0	0	0	0	0	0	0	0	11-6



2023 GAME-BY-GAME POSTSEASON STATISTICS (CHIEFS)

DATE	OPPONENT	P/S	TACKLES							INTERCEPTIONS					O. FUMB				ST				MISC		W/L	SCORE		
			TK	S	A	SK	YDS	TFL	YDS	QBH	NO	YDS	LG	TD	PD	FF	FR	TD	YDS	TK	S	A	FF	FR			S	A
01/13	Dolphins																										W	26-7
01/21	at Bills																										W	27-24
01/28	at Ravens																										W	17-10
02/11	49ers																										W	25-22+
2023 TOTALS			0	0	0	0.0	0.0	0	0	0	0	0	0	0	0	0	0	0	0	0	0	0	0	0	0	0	4-0	

+ - Overtime





NOAH GRAY



TIGHT END #83
DUKE

4TH YEAR IN THE NFL

4TH YEAR WITH THE CHIEFS

HEIGHT: 6'3"
WEIGHT: 240 LBS
DRAFTED: D5A-21
BIRTHDAY: 4/30/99

- Gray enters his fourth season with the Chiefs in 2024.
- Originally entered the NFL as a fifth-round pick (162nd overall) by the Chiefs in the 2021 NFL Draft.

Transactions:
Originally entered the NFL as a fifth-round pick (162nd overall) by the Kansas City Chiefs in the 2021 NFL Draft.

COLLEGE

Missed only one game during his tenure at Duke (48 career games with 21 starts) ... Had 105 receptions for 948 yards (9.03 avg.) and eight touchdowns ... 2019 second-team All-America pick by *The Walter Camp Football Foundation* ... 2019 second-team All-ACC choice ... Two-time Academic All-ACC selection ... Represented Duke at the 2021 Reese's Senior Bowl ... Owned 26 games with two or more receptions, including a career-high seven catches at Wake Forest in 2019 ... Caught four or more passes in 12 contests ... Reached 20+ receiving yards in 21 games with a career-high 76 yards against Wake Forest in 2019 ... Broke Duke's all-time career receptions mark by a tight end in 2020 ... Finished fourth in program history for most career touchdown receptions by a tight end ... Concluded career having caught one or more receptions in 26 consecutive games ... Played 1,890 career snaps.

PERSONAL

- Played at Leominster Senior High School.
- As a senior, caught 30 passes for 619 yards and eight touchdowns to earn all-state honors from the *Massachusetts High School Football Coaches Association*.
- Also received All-State recognition from *Inside the Huddle Massachusetts*.
- Named to the *USA Today* American Family Insurance All-USA Massachusetts team.
- Prior to senior campaign, earned Offensive MVP honors at the New York vs. New England 7-on-7 All-Star Challenge.
- In his junior season, rushed for 437 yards and seven touchdowns while passing for 1,707 yards and 21 touchdowns to help the squad to an 8-3 mark and berth in the *Massachusetts Interscholastic Athletic Association* playoffs.
- Two-time All-Star selection by the *Worcester Telegram*.
- Also played basketball.
- Hometown: Leominster, Mass.

NOAH GRAY'S NFL REGULAR SEASON RUSHING/RECEIVING STATISTICS

DATE	TEAM	GP	GS	RECEIVING					RUSHING				
				NO.	YDS.	AVG.	LG	TD	NO.	YDS.	AVG.	LG	TD
2021	Chiefs	16	1	7	36	5.1	8	1	0	0	0.0	0	0
2022	Chiefs	17	8	28	299	10.7	27	1	1	1	1.0	1t	1
2023	Chiefs	17	10	28	305	10.9	34t	2	1	1	1.0	1	0
NFL TOTALS		50	19	63	640	10.2	34T	4	2	2	1.0	1T	1

NOAH GRAY'S NFL POSTSEASON RUSHING/RECEIVING STATISTICS

DATE	TEAM	GP	GS	RECEIVING					RUSHING				
				NO.	YDS.	AVG.	LG	TD	NO.	YDS.	AVG.	LG	TD
2021	Chiefs	3	0	2	14	7.0	8	0	0	0	0.0	0	0
2022	Chiefs	3	3	3	37	12.3	27	0	1	0	0.0	0	0
2023	Chiefs	4	2	8	66	8.3	20	0	0	0	0.0	0	0
NFL TOTALS		10	5	13	117	9.0	27	0	1	0	0.0	0	0



NOAH GRAY'S NFL REGULAR SEASON RETURN STATISTICS

DATE	TEAM	KICKOFF RETURNS					PUNT RETURNS					
		RET.	YDS.	AVG.	LG	TD	NO.	FC	YDS.	AVG.	LG	TD
2021	Chiefs	0	0	0.0	0	0	0	0	0	0.0	0	0
2022	Chiefs	0	0	0.0	0	0	0	0	0	0.0	0	0
2023	Chiefs	0	0	0.0	0	0	0	0	0	0.0	0	0
NFL TOTALS		0	0	0.0	0	0	0	0	0	0.0	0	0

NOAH GRAY'S NFL POSTSEASON RETURN STATISTICS

DATE	TEAM	KICKOFF RETURNS					PUNT RETURNS					
		RET.	YDS.	AVG.	LG	TD	NO.	FC	YDS.	AVG.	LG	TD
2021	Chiefs	0	0	0.0	0	0	0	0	0	0.0	0	0
2022	Chiefs	0	0	0.0	0	0	0	0	0	0.0	0	0
2023	Chiefs	0	0	0.0	0	0	0	0	0	0.0	0	0
NFL TOTALS		0	0	0.0	0	0	0	0	0	0.0	0	0

SINGLE-GAME HIGHS: RUSHING/RECEIVING

Rush Attempts	1 vs. Denver, Oct 12, 2023 1 at Tampa Bay, Oct 02, 2022	Longest Receptions	34t at N.Y. Jets, Oct 01, 2023 32 at New England, Dec 17, 2023
Rushing Yards	1 vs. Denver, Oct 12, 2023 1 at Tampa Bay, Oct 02, 2022		27 vs. Tennessee, Nov 06, 2022 26 at Indianapolis, Sep 25, 2022
Longest Runs	1 vs. Denver, Oct 12, 2023 1t at Tampa Bay, Oct 02, 2022		25 vs. Miami, Nov 05, 2023 ...1 more at 25.
Rushing TDs	1 at Tampa Bay, Oct 02, 2022	Receiving TDs	1 at Green Bay, Dec 03, 2023 1 at N.Y. Jets, Oct 01, 2023
Receptions	3 vs. Cincinnati, Dec 31, 2023 3 at Las Vegas, Nov 26, 2023 3 vs. Miami, Nov 05, 2023 ...6 more at 3.		1 vs. Jacksonville, Nov 13, 2022 ...1 more at 1.
Receiving Yards	45 at Denver, Dec 11, 2022 45 vs. Tennessee, Nov 06, 2022 38 at Jacksonville, Sep 17, 2023 37 at New England, Dec 17, 2023 34 vs. Miami, Nov 05, 2023 ...1 more at 34.	All-Purpose Yards	45 at Denver, Dec 11, 2022 45 vs. Tennessee, Nov 06, 2022 38 at Jacksonville, Sep 17, 2023 37 at New England, Dec 17, 2023 34 vs. Miami, Nov 05, 2023 ...1 more at 34.
Receiving Average	15.0 at Denver, Dec 11, 2022 15.0 vs. Tennessee, Nov 06, 2022 12.7 at Jacksonville, Sep 17, 2023 11.3 vs. Miami, Nov 05, 2023 10.3 vs. Detroit, Sep 07, 2023 ...1 more at 10.3.	Special Teams Tackles	1 vs. Philadelphia, Nov 20, 2023 1 vs. Denver, Oct 12, 2023 1 vs. Seattle, Dec 24, 2022 ...2 more at 1.
		Most TDs	1 at Green Bay, Dec 03, 2023 1 at N.Y. Jets, Oct 01, 2023 1 vs. Jacksonville, Nov 13, 2022 ...2 more at 1.
		Miscellaneous Tackles	1 at New England, Dec 17, 2023 1 at N.Y. Jets, Oct 01, 2023

SINGLE-GAME HIGHS - POSTSEASON: RUSHING/RECEIVING

Rush Attempts	1 vs. Jacksonville, Jan 21, 2023 3 at Buffalo, Jan 21, 2024	Longest Receptions	27 vs. Jacksonville, Jan 21, 2023 20 vs. Miami, Jan 13, 2024
Receptions	2 vs. San Francisco, Feb 11, 2024 2 at Baltimore, Jan 28, 2024 2 vs. Buffalo, Jan 23, 2022 1 vs. Miami, Jan 13, 2024 ...3 more at 1.		12 vs. San Francisco, Feb 11, 2024 12 at Buffalo, Jan 21, 2024 10 vs. San Francisco, Feb 11, 2024
Receiving Yards	27 vs. Jacksonville, Jan 21, 2023 22 vs. San Francisco, Feb 11, 2024 20 vs. Miami, Jan 13, 2024 16 at Buffalo, Jan 21, 2024 14 vs. Buffalo, Jan 23, 2022	All-Purpose Yards	27 vs. Jacksonville, Jan 21, 2023 22 vs. San Francisco, Feb 11, 2024 20 vs. Miami, Jan 13, 2024 16 at Buffalo, Jan 21, 2024 14 vs. Buffalo, Jan 23, 2022
Receiving Average	5.3 at Buffalo, Jan 21, 2024	Special Teams Tackles	2 vs. Jacksonville, Jan 21, 2023 2 vs. Pittsburgh, Jan 16, 2022



2021 GAME-BY-GAME REGULAR-SEASON STATISTICS (CHIEFS)

DATE	OPPONENT	P/S	RECEIVING					RUSHING					W/L	SCORE	
			NO.	YDS.	AVG.	LG	TD	NO.	YDS.	AVG.	LG	TD			
09/12	Browns	P	0	0	0.0	0	0	0	0	0.0	0	0	0	W	33-29
09/19	at Ravens	P	0	0	0.0	0	0	0	0	0.0	0	0	0	L	35-36
09/26	Chargers	P	1	5	5.0	5	0	0	0	0.0	0	0	0	L	24-30
10/03	at Eagles	P	0	0	0.0	0	0	0	0	0.0	0	0	0	W	42-30
10/10	Bills													L	20-38
10/17	at Football Team	P	0	0	0.0	0	0	0	0	0.0	0	0	0	W	31-13
10/24	at Titans	P	1	4	4.0	4	0	0	0	0.0	0	0	0	L	3-27
11/01	Giants	P	0	0	0.0	0	0	0	0	0.0	0	0	0	W	20-17
11/07	Packers	P	0	0	0.0	0	0	0	0	0.0	0	0	0	W	13-7
11/14	at Raiders	P	1	1	1.0	1t	1	0	0	0.0	0	0	0	W	41-14
11/21	Cowboys	P	1	8	8.0	8	0	0	0	0.0	0	0	0	W	19-9
12/05	Broncos	P	0	0	0.0	0	0	0	0	0.0	0	0	0	W	22-9
12/12	Raiders	P	0	0	0.0	0	0	0	0	0.0	0	0	0	W	48-9
12/16	at Chargers	P	0	0	0.0	0	0	0	0	0.0	0	0	0	W	34-28+
12/26	Steelers	S	2	12	6.0	7	0	0	0	0.0	0	0	0	W	36-10
01/02	at Bengals	P	1	6	6.0	6	0	0	0	0.0	0	0	0	L	31-34
01/08	at Broncos	P	0	0	0.0	0	0	0	0	0.0	0	0	0	W	28-24
2021 TOTALS		16-1	7	36	5.1	8	1	0	0	0.0	0	0	0	12-5	

+ - Overtime

2022 GAME-BY-GAME REGULAR-SEASON STATISTICS (CHIEFS)

DATE	OPPONENT	P/S	RECEIVING					RUSHING					W/L	SCORE	
			NO.	YDS.	AVG.	LG	TD	NO.	YDS.	AVG.	LG	TD			
09/11	at Cardinals	P	1	10	10.0	10	0	0	0	0.0	0	0	0	W	44-21
09/15	Chargers	P	2	12	6.0	11	0	0	0	0.0	0	0	0	W	27-24
09/25	at Colts	P	1	26	26.0	26	0	0	0	0.0	0	0	0	L	17-20
10/02	at Buccaneers	P	0	0	0.0	0	0	1	1	1.0	1t	1	W	41-31	
10/10	Raiders	P	1	7	7.0	7	0	0	0	0.0	0	0	0	W	30-29
10/16	Bills	S	3	13	4.3	7	0	0	0	0.0	0	0	0	L	20-24
10/23	at 49ers	S	1	10	10.0	10	0	0	0	0.0	0	0	0	W	44-23
11/06	Titans	S	3	45	15.0	27	0	0	0	0.0	0	0	0	W	20-17+
11/13	Jaguars	S	2	20	10.0	13t	1	0	0	0.0	0	0	0	W	27-17
11/20	at Chargers	S	2	15	7.5	12	0	0	0	0.0	0	0	0	W	30-27
11/27	Rams	S	2	16	8.0	9	0	0	0	0.0	0	0	0	W	26-10
12/04	at Bengals	P	1	15	15.0	15	0	0	0	0.0	0	0	0	L	24-27
12/11	at Broncos	P	3	45	15.0	25	0	0	0	0.0	0	0	0	W	34-28
12/18	at Texans	S	3	31	10.3	13	0	0	0	0.0	0	0	0	W	30-24+
12/24	Seahawks	S	1	8	8.0	8	0	0	0	0.0	0	0	0	W	24-10
01/01	Broncos	P	1	12	12.0	12	0	0	0	0.0	0	0	0	W	27-24
01/07	at Raiders	P	1	14	14.0	14	0	0	0	0.0	0	0	0	W	31-13
2022 TOTALS		17-8	28	299	10.7	27	1	1	1	1.0	1T	1	14-3		

+ - Overtime

2023 GAME-BY-GAME REGULAR-SEASON STATISTICS (CHIEFS)

DATE	OPPONENT	P/S	RECEIVING					RUSHING					W/L	SCORE	
			NO.	YDS.	AVG.	LG	TD	NO.	YDS.	AVG.	LG	TD			
09/07	Lions	S	3	31	10.3	24	0	0	0	0.0	0	0	0	L	20-21
09/17	at Jaguars	S	3	38	12.7	16	0	0	0	0.0	0	0	0	W	17-9
09/24	Bears	S	1	9	9.0	9	0	0	0	0.0	0	0	0	W	41-10
10/01	at Jets	P	1	34	34.0	34t	1	0	0	0.0	0	0	0	W	23-20
10/08	at Vikings	P	2	21	10.5	12	0	0	0	0.0	0	0	0	W	27-20
10/12	Broncos	S	2	14	7.0	7	0	1	1	1.0	1	0	W	19-8	
10/22	Chargers	P	1	8	8.0	8	0	0	0	0.0	0	0	0	W	31-17
10/29	at Broncos	S	2	25	12.5	17	0	0	0	0.0	0	0	0	L	9-24
11/05	Dolphins	P	3	34	11.3	25	0	0	0	0.0	0	0	0	W	21-14
11/20	Eagles	S	0	0	0.0	0	0	0	0	0.0	0	0	0	L	17-21
11/26	at Raiders	S	3	30	10.0	13	0	0	0	0.0	0	0	0	W	31-17
12/03	at Packers	P	1	2	2.0	2t	1	0	0	0.0	0	0	0	L	19-27
12/10	Bills	P	0	0	0.0	0	0	0	0	0.0	0	0	0	L	17-20
12/17	at Patriots	S	2	37	18.5	32	0	0	0	0.0	0	0	0	W	27-17
12/25	Raiders	S	1	5	5.0	5	0	0	0	0.0	0	0	0	L	14-20
12/31	Bengals	P	3	17	5.7	16	0	0	0	0.0	0	0	0	W	25-17
01/07	at Chargers	S	0	0	0.0	0	0	0	0	0.0	0	0	0	W	13-12
2023 TOTALS		17-10	28	305	10.9	34T	2	1	1	1.0	1	0	11-6		

2021 GAME-BY-GAME POSTSEASON STATISTICS (CHIEFS)

DATE	OPPONENT	P/S	RECEIVING					RUSHING					W/L	SCORE	
			NO.	YDS.	AVG.	LG	TD	NO.	YDS.	AVG.	LG	TD			
01/16	Steelers	P	0	0	0.0	0	0	0	0	0.0	0	0	0	W	42-21
01/23	Bills	P	2	14	7.0	8	0	0	0	0.0	0	0	0	W	42-36+
01/30	Bengals	P	0	0	0.0	0	0	0	0	0.0	0	0	0	L	24-27+
2021 TOTALS		3-0	2	14	7.0	8	0	0	0	0.0	0	0	0	2-1	

+ - Overtime



2022 GAME-BY-GAME POSTSEASON STATISTICS (CHIEFS)

DATE	OPPONENT	P/S	RECEIVING					RUSHING					W/L	SCORE
			NO.	YDS.	AVG.	LG	TD	NO.	YDS.	AVG.	LG	TD		
01/21	Jaguars	S	1	27	27.0	27	0	1	0	0.0	0	0	W	27-20
01/29	Bengals	S	1	4	4.0	4	0	0	0	0.0	0	0	W	23-20
02/12	at Eagles	S	1	6	6.0	6	0	0	0	0.0	0	0	W	38-35
2022 TOTALS		3-3	3	37	12.3	27	0	1	0	0.0	0	0	3-0	

2023 GAME-BY-GAME POSTSEASON STATISTICS (CHIEFS)

DATE	OPPONENT	P/S	RECEIVING					RUSHING					W/L	SCORE
			NO.	YDS.	AVG.	LG	TD	NO.	YDS.	AVG.	LG	TD		
01/13	Dolphins	S	1	20	20.0	20	0	0	0	0.0	0	0	W	26-7
01/21	at Bills	P	3	16	5.3	12	0	0	0	0.0	0	0	W	27-24
01/28	at Ravens	P	2	8	4.0	5	0	0	0	0.0	0	0	W	17-10
02/11	49ers	S	2	22	11.0	12	0	0	0	0.0	0	0	W	25-22+
2023 TOTALS		4-2	8	66	8.3	20	0	0	0	0.0	0	0	4-0	

+ - Overtime





ALEX GUBNER

DEFENSIVE TACKLE #96
MONTANA



ROOKIE

HEIGHT: 6'3"
WEIGHT: 284 LBS
DRAFTED: FA-24
BIRTHDAY: 9/7/99

- Gubner enters his first season with the Chiefs in 2024.
- Originally entered the NFL as an undrafted free agent by the Kansas City Chiefs in 2024.

Transactions: Originally entered the NFL as an undrafted free agent by the Kansas City Chiefs in 2024.

COLLEGE

Played six years for Montana (2018-23) ... Was a team captain in 2023 and ended his career as the most decorated Grizzly in Montana history ... Named to four All-America teams ... Earned a place on two first-team and was a two-time first-team All-Conference selection and two-time defensive MVP of the team ... Was the first Grizzly defensive tackle or interior lineman to be named the Big Sky's Defensive MVP ... 14th Grizzly in school history to win the award ... Part of a defense that allowed just 108.5 yards per game rushing in 2023, the third fewest in the FCS and a Big Sky conference low ... Recorded 44 tackles (nine solo) in 2022 ... Had seven tackles for loss and 3.5 sacks ... In 2020-21 (adjusted for COVID), played in 13 games with 10 starts ... Led the defensive line with 43 tackles with 1.5 sacks ... In 2019 was second in Big Sky Conference with four interceptions ... Added 36 tackles and 2.5 sacks ... Was a redshirt freshman in 2018 ... Earned the following awards and honors: 2023 - Named first-team All-America by AFCA and Associated Press ... Named second-team All America by Stats Perform and third-team by Phil Steele ... Big Sky Defensive MVP ... Steve Carlson Award winner for team MVP ... Sims/Miller Award winner for outstanding defensive lineman ... Preseason All-Big Sky Defensive Lineman ... 2022 - First-team All-Big Sky DT ... Academic All-Big Sky ... Montana's Co-Defensive MVP ... Co-recipient of UM's Sims-Miller Award for outstanding defensive lineman ... Preseason All-Big Sky ... 2020-21 - Phil Steele Preseason third-team All-Big Sky ... Phil Steele second-team All-American DT ... Hero Sports Sophomore All-American DT ... Second-team All-Big Sky DT ... Academic All-Big Sky ... 2019 - Phil Steele Magazine Freshman All-American.

PERSONAL

- Was a two-year letterman in football and one year letterman in track and field for Chaminade Prep (Calif.).
- Won lineman of the year award his senior year.
- Was Mission League Champions his senior year with overall record of 9-3.
- First-team All-Conference and first-team All-Area his senior year.
- Has 10.0 sacks, 16 tackles for loss and 70 tackles his senior year.
- Parents are Steve and Laura Gubner.
- Majored in Management and Entrepreneurship.





KAMAL HADDEN

DEFENSIVE BACK #17
TENNESSEE

ROOKIE

HEIGHT: 6'1"
WEIGHT: 192 LBS
DRAFTED: D6-24
BIRTHDAY: 1/17/01



- 👁️ Hadden enters his first season with the Chiefs in 2024.
- 👁️ Originally entered the NFL as a sixth-round pick (211th overall) by the Kansas City Chiefs in the 2024 NFL Draft.

Transactions: Originally entered the NFL as a sixth-round pick (211th overall) by the Kansas City Chiefs in the 2024 NFL Draft.

COLLEGE

Played three seasons for Tennessee (2021-23) and one season for Independence Community College (2020) ... Did not allow a touchdown in 2023 ... Played in 29 games for the Vols with 13 starts ... Tied for the team lead with three interceptions ... Had eight passes defended in 2023, the fourth-most on the team ... In 2023, his 51 tackles (30 solo) were the sixth-most on the team ... As a junior (2022), started in six games and played nine ... Played seven games with two starts in 2021 ... Tallied 17 tackles (13 solo) with two tackles for loss and an interception ... Played one season at Independence Community College (Kan.) after spending spring ball with Auburn ... 2020 season cancelled due to COVID-19.

PERSONAL

- 👁️ Earned bachelor's degree in communication studies with minor in business administration.
- 👁️ Says his mom is his biggest inspiration because she is his biggest fan.
- 👁️ Has one brother and three sisters.



C.J. HANSON

OFFENSIVE LINEMAN #61
HOLY CROSS

ROOKIE

HEIGHT: 6'5"
WEIGHT: 300 LBS
DRAFTED: D7-24
BIRTHDAY: 3/3/01



- 👁️ Hanson enters his first season with the Chiefs in 2024.
- 👁️ Originally entered the NFL as a seventh-round pick (248th overall) by the Kansas City Chiefs in the 2024 NFL Draft.

Transactions: Originally entered the NFL as a seventh-round pick (248th overall) by the Kansas City Chiefs in the 2024 NFL Draft.

COLLEGE

Played five years for Holy Cross ... Was part of an offensive line that ranked in the top 10 in the FBS nationally in 2023 in rushing offense (third, 264.2 yards per game), total offense (fourth, 466.6 yards per game) and scoring offense (sixth, 36.9 points per game) ... Started all 11 games at right guard in 2023 ... Was an All-ECAC selection, All-New England honoree, All-Patriot first-team selection, Stat Perform All-America third-team and invited to the 2024 East-West Shrine Bowl in 2023 ... In 2022 started all 13 games at right guard and helped the offense to rank eighth nationally in scoring with 37.4 points per game and sixth nationally in rushing offense with 245.1 rushing yards per game ... Was named to Phil Steele's All-Patriot League second-team and All-Patriot League first-team in 2022 ... Started 13 games in 2021 at right guard and was named to Phil Steele's All-Patriot League second-team ... Appeared in three games in 2020, season was shortened due to COVID-19 ... Played three games in 2019.

PERSONAL

- 👁️ Played for Head Coach John McKenna at DePaul Catholic High School in Wayne, N.J.
- 👁️ Named second-team Non-Public All-State as a senior.
- 👁️ Earned first-team All-County honors following his senior season.
- 👁️ Helped lead team to two New Jersey Non-Public Group III state championships in 2015 and 2017.
- 👁️ Majored in political science.






MECOLE HARDMAN

WIDE RECEIVER #17

GEORGIA



6TH YEAR IN THE NFL

6TH YEAR WITH THE CHIEFS

HEIGHT: 5'10"
WEIGHT: 187 LBS
DRAFTED: T (NYJ)-23
BIRTHDAY: 3/12/98

- Hardman enters his sixth NFL season with the Chiefs in 2024 after spending time with the Jets in 2023.
- Signed with the New York Jets in 2023 before being traded in Week 6 of the 2023 season back to Kansas City.
- Originally entered the NFL as the first of two second-round picks (56th overall) by the Kansas City Chiefs in the 2019 NFL Draft.

Career Highlights:

- With six receiving touchdowns in his rookie season, tied Fred Arbanas, Stephone Paige and Tyreek Hill for the most receiving touchdowns by a rookie in franchise history.
- In Week 17 vs. L.A. Chargers (12/29/19) scored a 104-yard kickoff return touchdown, the first return score of his career. His 104-yard kickoff return touchdown is the third-longest in Chiefs history and registered as the longest kickoff return of the 2019 season in the NFL.
- Became the first rookie and the fourth player in NFL history with a 100+ yard kick return for a touchdown and an 80+ yard receiving touchdown in the same season.

Postseason Career Highlights:

- Has been on the roster for all three of the club's Super Bowl wins in the past five years (IR for Super Bowl LVII).
- Caught the game-winning touchdown pass from QB Patrick Mahomes in overtime of Super Bowl LVIII to secure the Chiefs back-to-back Super Bowl victories.
- In the 2021 AFC Championship Game, Hardman scored his first-career postseason touchdown on a three-yard pass from QB Patrick Mahomes. He also recorded at 50-yard carry in the game, setting the franchise record for the longest run from

scrimmage, breaking the previous record set by RB Priest Holmes (48 yards) vs. the Indianapolis Colts in the Divisional round on January 11, 2004.

- In the Wild Card game against the Steelers, Hardman returned three punts for 70 yards (23.3 avg.), setting a new single-game franchise record for punt return yards. With his 70 punt return yards, he now has 86 career postseason punt return yards, moving into first place in franchise history for most career punt return yards in postseason action. He recorded a long punt return of 48 yards and added a 21-yard return, ranking as the longest and the fifth-longest punt returns in team postseason history. His 23.3 yards per return average is now the highest single-game punt return average in postseason history for the club.
- Recorded a 58-yard kickoff return in the AFC Divisional Round against Houston (1/12/20), the fourth-longest postseason kickoff return in Chiefs history.

Honors:

- 2019 Mack Lee Hill Award winner.
- 2019 AFC Pro Bowl selection.
- 2019 AP All-Pro (second-team).
- 2019 PFWA All-AFC.
- 2019 PFWA All-Rookie Team.
- 2019 Week 17 AFC Special Teams Player of the Week.

Transactions:

Re-signed with Kansas City (6/6/24) ... Traded to Kansas City from the New York Jets (10/18/2023) ... Signed with the New York Jets (3/22/2023) ... Originally entered the NFL as the first of two second-round picks (56th overall) by the Kansas City Chiefs in the 2019 NFL Draft.

COLLEGE

Appeared in 40 games (six starts) for the University of Georgia ... Recorded 950 receiving yards on 59 receptions with 11 touchdowns, 592 punt returns yards on 39 punt returns with one touchdown and 875 kick return yards on 35 kick returns ... Named 2018 ESPN.com All-America first-team (kick returner), 2018 SI.com All-America second-team (kick returner) and 2018 AP & Coaches' All-SEC second-team ... In 2018 was Georgia's second-leading receiver with 34 catches for 532 yards and seven touchdowns ... Following the 2017 season was named the Vince Dooley Special Teams MVP at the team's post-season awards gala ... In 2017, was ranked eighth nationally in punt returns (first in the SEC) at 11.8 yards and 21st in KO returns (2nd in the SEC) at 25.3 yards.

PERSONAL

- Played both quarterback and defensive back at Elbert County (Ga.) High School.
- Led Elbert County to an 11-3 record and a trip to the quarterfinals of the 2015 GHSA Class AAA playoffs.
- Named 2015 Georgia Sports Writers Association Class AAA Offensive Player of the Year, 2015 Georgia Sports Writers Association Class AAA First Team offense, 2015 Atlanta Journal-Constitution Super 11 in Georgia and Class AAA All-State offense and American Family Insurance 2015 USA Today All-USA Second Team defense.



- Selected to represent the East in the 2016 U.S. Army All-America Bowl.
- Majored in sport management at Georgia.
- Hometown: Bowman, Ga.
- First name pronounced: MUH-cole.

MECOLE HARDMAN'S NFL REGULAR SEASON RUSHING/RECEIVING STATISTICS

DATE	TEAM	GP	GS	RECEIVING					RUSHING				
				NO.	YDS.	AVG.	LG	TD	NO.	YDS.	AVG.	LG	TD
2019	Chiefs	16	5	26	538	20.7	83t	6	4	17	4.3	9	0
2020	Chiefs	16	8	41	560	13.7	49t	4	4	31	7.8	20	0
2021	Chiefs	17	8	59	693	11.7	53	2	8	46	5.8	24	0
2022	Chiefs	8	5	25	297	11.9	36	4	4	31	7.8	25t	2
2023	Jets	4	0	1	6	6.0	6	0	0	0	0.0	0	0
Went from N.Y. Jets to Kansas City.													
2023	Chiefs	6	2	14	118	8.4	37	0	1	3	3.0	3	0
2023	TOTAL	10	2	15	124	8.3	37	0	1	3	3.0	3	0
NFL TOTALS		67	28	166	2,212	13.3	83T	16	21	128	6.1	25T	2

MECOLE HARDMAN'S NFL POSTSEASON RUSHING/RECEIVING STATISTICS

DATE	TEAM	GP	GS	RECEIVING					RUSHING				
				NO.	YDS.	AVG.	LG	TD	NO.	YDS.	AVG.	LG	TD
2019	Chiefs	3	1	4	29	7.3	13	0	1	-6	-6.0	-6	0
2020	Chiefs	3	1	8	66	8.3	42	1	2	54	27.0	50	0
2021	Chiefs	3	1	8	121	15.1	44	1	6	55	9.2	25t	1
2022	Chiefs	1	0	2	10	5.0	11	0	2	7	3.5	5	0
2023	Chiefs	4	1	5	62	12.4	52	1	2	-5	-2.5	-1	0
NFL TOTALS		14	4	27	288	10.7	52	3	13	105	8.1	50	1

MECOLE HARDMAN'S NFL REGULAR SEASON RETURN STATISTICS

DATE	TEAM	KICKOFF RETURNS					PUNT RETURNS					
		RET.	YDS.	AVG.	LG	TD	NO.	FC	YDS.	AVG.	LG	TD
2019	Chiefs	27	704	26.1	104t	1	18	6	167	9.3	36	0
2020	Chiefs	9	184	20.4	31	0	25	13	176	7.0	67t	1
2021	Chiefs	2	35	17.5	20	0	13	5	157	12.1	31	0
2022	Chiefs	1	4	4.0	4	0	6	2	55	9.2	22	0
2023	Jets	0	0	0.0	0	0	0	0	0	0.0	0	0
Went from N.Y. Jets to Kansas City.												
2023	Chiefs	1	14	14.0	14	0	7	5	61	8.7	50	0
2023	TOTAL	1	14	14.0	14	0	7	5	61	8.7	50	0
NFL TOTALS		40	941	23.5	104T	1	69	31	616	8.9	67T	1

MECOLE HARDMAN'S NFL POSTSEASON RETURN STATISTICS

DATE	TEAM	KICKOFF RETURNS					PUNT RETURNS					
		RET.	YDS.	AVG.	LG	TD	NO.	FC	YDS.	AVG.	LG	TD
2019	Chiefs	13	286	22.0	58	0	2	2	8	4.0	7	0
2020	Chiefs	1	26	26.0	26	0	2	2	8	4.0	8	0
2021	Chiefs	0	0	0.0	0	0	3	2	70	23.3	48	0
2022	Chiefs	0	0	0.0	0	0	0	0	0	0.0	0	0
2023	Chiefs	0	0	0.0	0	0	0	0	0	0.0	0	0
NFL TOTALS		14	312	22.3	58	0	7	6	86	12.3	48	0

SINGLE-GAME HIGHS: RUSHING/RECEIVING

Rush Attempts	2 at San Francisco, Oct 23, 2022 2 at Philadelphia, Oct 03, 2021 1 at Denver, Oct 29, 2023 1 vs. Las Vegas, Oct 10, 2022 ...15 more at 1.	Longest Kickoff Return	104t vs. L.A. Chargers, Dec 29, 2019 34 vs. Minnesota, Nov 03, 2019 32 at Chicago, Dec 22, 2019 31 at L.A. Chargers, Sep 20, 2020 31 at New England, Dec 08, 2019
Rushing Yards	28 at San Francisco, Oct 23, 2022 25 at Philadelphia, Oct 03, 2021 20 vs. Atlanta, Dec 27, 2020 13 at Denver, Oct 25, 2020 10 at Denver, Jan 08, 2022	Kickoff Return TDs	1 vs. L.A. Chargers, Dec 29, 2019
Longest Runs	25t at San Francisco, Oct 23, 2022 24 at Philadelphia, Oct 03, 2021 20 vs. Atlanta, Dec 27, 2020 13 at Denver, Oct 25, 2020 10 at Denver, Jan 08, 2022	Fair Catches	3 vs. Miami, Nov 05, 2023 2 vs. L.A. Chargers, Oct 22, 2023 2 vs. Tennessee, Nov 06, 2022 2 vs. N.Y. Jets, Nov 01, 2020 ...2 more at 2.
Rushing TDs	2 at San Francisco, Oct 23, 2022	Punt Return Yards	67 at Miami, Dec 13, 2020 56 at Washington, Oct 17, 2021 50 vs. L.A. Chargers, Oct 22, 2023 42 vs. Tennessee, Nov 06, 2022 36 at Denver, Oct 17, 2019
Receptions	9 vs. Buffalo, Oct 10, 2021 8 at Denver, Jan 08, 2022 7 vs. N.Y. Jets, Nov 01, 2020 6 at L.A. Chargers, Jan 07, 2024 6 vs. Tennessee, Nov 06, 2022	Longest Punt Return	67t at Miami, Dec 13, 2020 50 vs. L.A. Chargers, Oct 22, 2023 36 at Denver, Oct 17, 2019 31 at Washington, Oct 17, 2021 29 at Cincinnati, Jan 02, 2022
Receiving Yards	103 at Denver, Jan 08, 2022 97 vs. Baltimore, Sep 22, 2019 96 vs. N.Y. Jets, Nov 01, 2020 81 at Baltimore, Sep 28, 2020 79 vs. Tennessee, Nov 06, 2022 ...1 more at 79.	Punt Returns	4 vs. Tennessee, Nov 06, 2022 4 vs. Atlanta, Dec 27, 2020 4 at New Orleans, Dec 20, 2020 ...1 more at 4.
Receiving Average	20.3 at Baltimore, Sep 28, 2020 19.8 vs. Indianapolis, Oct 06, 2019 18.3 vs. Las Vegas, Oct 10, 2022 16.3 vs. L.A. Chargers, Sep 15, 2022 16.0 vs. Carolina, Nov 08, 2020	Punt Return TDs	1 at Miami, Dec 13, 2020
Longest Receptions	83t vs. Baltimore, Sep 22, 2019 63t at Tennessee, Nov 10, 2019 53 at Cincinnati, Jan 02, 2022 49 at Washington, Oct 17, 2021 49t at Baltimore, Sep 28, 2020	Punt Return Average	10.5 vs. Tennessee, Nov 06, 2022 7.0 vs. L.A. Chargers, Dec 29, 2019 6.7 at New England, Dec 08, 2019 5.0 vs. Atlanta, Dec 27, 2020 5.0 at Tampa Bay, Nov 29, 2020
Receiving TDs	1 vs. Tennessee, Nov 06, 2022 1 at San Francisco, Oct 23, 2022 1 vs. Buffalo, Oct 16, 2022 ...13 more at 1.	Kickoff Return Average	25.3 vs. Minnesota, Nov 03, 2019 24.3 at New England, Dec 08, 2019 22.7 vs. Green Bay, Oct 27, 2019 22.5 at Tennessee, Nov 10, 2019
All-Purpose Yards	168 vs. L.A. Chargers, Dec 29, 2019 158 at Tennessee, Nov 10, 2019 141 at New England, Dec 08, 2019 141 vs. Green Bay, Oct 27, 2019 125 vs. Minnesota, Nov 03, 2019	Most TDs	3 at San Francisco, Oct 23, 2022 1 vs. Tennessee, Nov 06, 2022 1 vs. Buffalo, Oct 16, 2022 1 at Arizona, Sep 11, 2022 ...14 more at 1.
Kickoff Returns	4 at Tennessee, Nov 10, 2019 4 vs. Minnesota, Nov 03, 2019 3 at New England, Dec 08, 2019 3 vs. Green Bay, Oct 27, 2019 2 at Buffalo, Oct 19, 2020 ...5 more at 2.	Miscellaneous Tackles	1 vs. L.A. Chargers, Oct 22, 2023 1 at Tennessee, Oct 24, 2021 1 vs. L.A. Chargers, Sep 26, 2021
Kickoff Return Yards	117 vs. L.A. Chargers, Dec 29, 2019 101 vs. Minnesota, Nov 03, 2019 90 at Tennessee, Nov 10, 2019 73 at New England, Dec 08, 2019 68 vs. Green Bay, Oct 27, 2019		

SINGLE-GAME HIGHS - POSTSEASON: RUSHING/RECEIVING

Rush Attempts	2 vs. Cincinnati, Jan 29, 2023 2 vs. Cincinnati, Jan 30, 2022 2 vs. Buffalo, Jan 23, 2022 ...1 more at 2.	Kickoff Returns	6 vs. Houston, Jan 12, 2020 4 vs. Tennessee, Jan 19, 2020 3 vs. San Francisco, Feb 02, 2020 1 vs. Buffalo, Jan 24, 2021
Rushing Yards	50 vs. Buffalo, Jan 24, 2021 31 vs. Buffalo, Jan 23, 2022 18 vs. Cincinnati, Jan 30, 2022 7 vs. Cincinnati, Jan 29, 2023 6 vs. Pittsburgh, Jan 16, 2022	Kickoff Return Yards	142 vs. Houston, Jan 12, 2020 86 vs. Tennessee, Jan 19, 2020 58 vs. San Francisco, Feb 02, 2020 26 vs. Buffalo, Jan 24, 2021
Longest Runs	50 vs. Buffalo, Jan 24, 2021 25t vs. Buffalo, Jan 23, 2022 9 vs. Cincinnati, Jan 30, 2022 9 vs. Cincinnati, Jan 30, 2022 6 vs. Buffalo, Jan 23, 2022 ...1 more at 6.	Longest Kickoff Return	58 vs. Houston, Jan 12, 2020 35 vs. Tennessee, Jan 19, 2020 29 vs. San Francisco, Feb 02, 2020 26 vs. Buffalo, Jan 24, 2021 24 vs. Houston, Jan 12, 2020
Rushing TDs	1 vs. Buffalo, Jan 23, 2022	Fair Catches	2 vs. San Francisco, Feb 02, 2020 1 vs. Cincinnati, Jan 30, 2022 1 vs. Buffalo, Jan 23, 2022 1 at Tampa Bay, Feb 07, 2021 ...1 more at 1.
Receptions	4 vs. Pittsburgh, Jan 16, 2022 4 vs. Cleveland, Jan 17, 2021 3 vs. San Francisco, Feb 11, 2024 3 vs. Cincinnati, Jan 30, 2022 2 vs. Cincinnati, Jan 29, 2023 ...3 more at 2.	Punt Return Yards	70 vs. Pittsburgh, Jan 16, 2022 8 vs. Cleveland, Jan 17, 2021 7 vs. Tennessee, Jan 19, 2020 1 vs. Houston, Jan 12, 2020
Receiving Yards	58 vs. Cleveland, Jan 17, 2021 57 vs. San Francisco, Feb 11, 2024 52 vs. Cincinnati, Jan 30, 2022 43 vs. Pittsburgh, Jan 16, 2022 26 vs. Buffalo, Jan 23, 2022	Longest Punt Return	48 vs. Pittsburgh, Jan 16, 2022 21 vs. Pittsburgh, Jan 16, 2022 8 vs. Cleveland, Jan 17, 2021 7 vs. Tennessee, Jan 19, 2020 1 vs. Pittsburgh, Jan 16, 2022 ...1 more at 1.
Receiving Average	19.0 vs. San Francisco, Feb 11, 2024 17.3 vs. Cincinnati, Jan 30, 2022 14.5 vs. Cleveland, Jan 17, 2021 10.8 vs. Pittsburgh, Jan 16, 2022	Punt Returns	3 vs. Pittsburgh, Jan 16, 2022 1 vs. Buffalo, Jan 24, 2021 1 vs. Cleveland, Jan 17, 2021 1 vs. Tennessee, Jan 19, 2020 ...1 more at 1.
Longest Receptions	52 vs. San Francisco, Feb 11, 2024 44 vs. Cincinnati, Jan 30, 2022 42 vs. Cleveland, Jan 17, 2021 41 vs. Pittsburgh, Jan 16, 2022 26 vs. Buffalo, Jan 23, 2022	Punt Return Average	23.3 vs. Pittsburgh, Jan 16, 2022
Receiving TDs	1 vs. San Francisco, Feb 11, 2024 1 vs. Cincinnati, Jan 30, 2022 1 vs. Buffalo, Jan 24, 2021	Kickoff Return Average	23.7 vs. Houston, Jan 12, 2020 21.5 vs. Tennessee, Jan 19, 2020 19.3 vs. San Francisco, Feb 02, 2020 1 vs. San Francisco, Feb 11, 2024 1 vs. Cincinnati, Jan 30, 2022 1 vs. Buffalo, Jan 23, 2022 ...1 more at 1.
All-Purpose Yards	162 vs. Houston, Jan 12, 2020 119 vs. Pittsburgh, Jan 16, 2022 101 vs. Tennessee, Jan 19, 2020 80 vs. Buffalo, Jan 24, 2021 70 vs. Cincinnati, Jan 30, 2022 ...1 more at 70.	Most TDs	

100-YARD RECEIVING GAMES (1): REGULAR SEASON

DATE	TEAM	NO.	YDS.	AVG.	LG	TD
01/08/22	at Broncos	8	103	12.9	44	0

2019 GAME-BY-GAME REGULAR-SEASON STATISTICS (CHIEFS)

DATE	OPPONENT	P/S	RECEIVING					RUSHING					W/L	SCORE
			NO.	YDS.	AVG.	LG	TD	NO.	YDS.	AVG.	LG	TD		
09/08	at Jaguars	P	0	0	0.0	0	0	0	0	0.0	0	0	W	40-26
09/15	at Raiders	S	4	61	15.3	42t	1	0	0	0.0	0	0	W	28-10
09/22	Ravens	P	2	97	48.5	83t	1	1	7	7.0	7	0	W	33-28
09/29	at Lions	S	2	9	4.5	7	0	0	0	0.0	0	0	W	34-30
10/06	Colts	P	4	79	19.8	31	0	1	-6	-6.0	-6	0	L	13-19
10/13	Texans	P	4	45	11.3	14	0	0	0	0.0	0	0	L	24-31
10/17	at Broncos	S	2	28	14.0	21t	1	0	0	0.0	0	0	W	30-6
10/27	Packers	P	2	55	27.5	30t	1	0	0	0.0	0	0	L	24-31
11/03	Vikings	S	0	0	0.0	0	0	1	7	7.0	7	0	W	26-23
11/10	at Titans	P	1	63	63.0	63t	1	0	0	0.0	0	0	L	32-35
11/18	at Chargers	P	2	13	6.5	9	0	0	0	0.0	0	0	W	24-17
12/01	Raiders	P	0	0	0.0	0	0	1	9	9.0	9	0	W	40-9
12/08	at Patriots	P	1	48	48.0	48t	1	0	0	0.0	0	0	W	23-16
12/15	Broncos	P	1	10	10.0	10	0	0	0	0.0	0	0	W	23-3
12/22	at Bears	P	0	0	0.0	0	0	0	0	0.0	0	0	W	26-3
12/29	Chargers	S	1	30	30.0	30	0	0	0	0.0	0	0	W	31-21
2019 TOTALS		16-5	26	538	20.7	83T	6	4	17	4.3	9	0	12-4	

2020 GAME-BY-GAME REGULAR-SEASON STATISTICS (CHIEFS)

DATE	OPPONENT	P/S	RECEIVING					RUSHING					W/L	SCORE
			NO.	YDS.	AVG.	LG	TD	NO.	YDS.	AVG.	LG	TD		
09/10	Texans	P	1	6	6.0	6	0	0	0	0.0	0	0	W	34-20
09/20	at Chargers	S	2	30	15.0	22	0	1	3	3.0	3	0	W	23-20+
09/28	at Ravens	P	4	81	20.3	49t	1	0	0	0.0	0	0	W	34-20
10/05	Patriots	S	4	27	6.8	10	1	0	0	0.0	0	0	W	26-10
10/11	Raiders	S	2	50	25.0	37	0	0	0	0.0	0	0	L	32-40
10/19	at Bills	S	0	0	0.0	0	0	0	0	0.0	0	0	W	26-17
10/25	at Broncos	S	2	57	28.5	38	0	1	13	13.0	13	0	W	43-16
11/01	Jets	P	7	96	13.7	30t	1	0	0	0.0	0	0	W	35-9
11/08	Panthers	S	3	48	16.0	32	0	0	0	0.0	0	0	W	33-31
11/22	at Raiders	P	1	16	16.0	16	0	0	0	0.0	0	0	W	35-31
11/29	at Buccaneers	P	3	23	7.7	15	0	0	0	0.0	0	0	W	27-24
12/06	Broncos	P	1	15	15.0	15	0	0	0	0.0	0	0	W	22-16
12/13	at Dolphins	P	3	40	13.3	26	0	0	0	0.0	0	0	W	33-27
12/20	at Saints	P	3	22	7.3	9	1	1	-5	-5.0	-5	0	W	32-29
12/27	Falcons	S	3	24	8.0	11	0	1	20	20.0	20	0	W	17-14
01/03	Chargers	S	2	25	12.5	18	0	0	0	0.0	0	0	L	21-38
2020 TOTALS		16-8	41	560	13.7	49T	4	4	31	7.8	20	0	14-2	

+ - Overtime

2021 GAME-BY-GAME REGULAR-SEASON STATISTICS (CHIEFS)

DATE	OPPONENT	P/S	RECEIVING					RUSHING					W/L	SCORE
			NO.	YDS.	AVG.	LG	TD	NO.	YDS.	AVG.	LG	TD		
09/12	Browns	S	3	19	6.3	8	0	0	0	0.0	0	0	W	33-29
09/19	at Ravens	S	5	55	11.0	19	0	0	0	0.0	0	0	L	35-36
09/26	Chargers	S	3	33	11.0	15	1	1	2	2.0	2	0	L	24-30
10/03	at Eagles	P	2	16	8.0	9	0	2	25	12.5	24	0	W	42-30
10/10	Bills	S	9	76	8.4	26	0	0	0	0.0	0	0	L	20-38
10/17	at Football Team	P	4	62	15.5	49	0	1	6	6.0	6	0	W	31-13
10/24	at Titans	S	4	28	7.0	9	0	0	0	0.0	0	0	L	3-27
11/01	Giants	S	5	63	12.6	24	0	0	0	0.0	0	0	W	20-17
11/07	Packers	S	3	20	6.7	9	0	0	0	0.0	0	0	W	13-7
11/14	at Raiders	P	2	27	13.5	27	0	1	3	3.0	3	0	W	41-14
11/21	Cowboys	P	2	25	12.5	13	0	0	0	0.0	0	0	W	19-9
12/05	Broncos	P	1	12	12.0	12	0	0	0	0.0	0	0	W	22-9
12/12	Raiders	P	2	59	29.5	44	0	1	0	0.0	0	0	W	48-9
12/16	at Chargers	P	2	11	5.5	6	0	1	0	0.0	0	0	W	34-28+
12/26	Steelers	P	3	31	10.3	14	1	0	0	0.0	0	0	W	36-10
01/02	at Bengals	P	1	53	53.0	53	0	0	0	0.0	0	0	L	31-34
01/08	at Broncos	S	8	103	12.9	44	0	1	10	10.0	10	0	W	28-24
2021 TOTALS		17-8	59	693	11.7	53	2	8	46	5.8	24	0	12-5	

+ - Overtime



2023 GAME-BY-GAME POSTSEASON STATISTICS (CHIEFS)

DATE	OPPONENT	P/S	RECEIVING					RUSHING					W/L	SCORE
			NO.	YDS.	AVG.	LG	TD	NO.	YDS.	AVG.	LG	TD		
01/13	Dolphins	P	1	3	3.0	3	0	1	-4	-4.0	-4	0	W	26-7
01/21	at Bills	S	1	2	2.0	2	0	1	-1	-1.0	-1	0	W	27-24
01/28	at Ravens	P	0	0	0.0	0	0	0	0	0.0	0	0	W	17-10
02/11	49ers	P	3	57	19.0	52	1	0	0	0.0	0	0	W	25-22+
2023 TOTALS		4-1	5	62	12.4	52	1	2	-5	-2.5	-1	0	4-0	

+ - Overtime

2019 GAME-BY-GAME REGULAR-SEASON STATISTICS (CHIEFS)

DATE	OPPONENT	P/S	KICKOFF RETURNS					PUNT RETURNS					W/L	SCORE	
			RET	YDS	AVG	LG	TD	NO	FC	YDS	AVG	LG			TD
09/08	at Jaguars	P	2	45	22.5	27	0	0	1	0	0.0	0	0	W	40-26
09/15	at Raiders	S	1	18	18.0	18	0	1	0	20	20.0	20	0	W	28-10
09/22	Ravens	P	0	0	0.0	0	0	0	0	0	0.0	0	0	W	33-28
09/29	at Lions	S	1	29	29.0	29	0	0	0	0	0.0	0	0	W	34-30
10/06	Colts	P	1	22	22.0	22	0	0	0	0	0.0	0	0	L	13-19
10/13	Texans	P	2	41	20.5	22	0	0	0	0	0.0	0	0	L	24-31
10/17	at Broncos	S	0	0	0.0	0	0	1	0	36	36.0	36	0	W	30-6
10/27	Packers	P	3	68	22.7	26	0	1	0	18	18.0	18	0	L	24-31
11/03	Vikings	S	4	101	25.3	34	0	2	1	17	8.5	15	0	W	26-23
11/10	at Titans	P	4	90	22.5	30	0	1	2	5	5.0	5	0	L	32-35
11/18	at Chargers	P	0	0	0.0	0	0	2	0	22	11.0	15	0	W	24-17
12/01	Raiders	P	1	23	23.0	23	0	0	1	0	0.0	0	0	W	40-9
12/08	at Patriots	P	3	73	24.3	31	0	3	0	20	6.7	9	0	W	23-16
12/15	Broncos	P	1	20	20.0	20	0	2	1	-2	-1.0	0	0	W	23-3
12/22	at Bears	P	2	57	28.5	32	0	2	0	10	5.0	9	0	W	26-3
12/29	Chargers	S	2	117	58.5	104t	1	3	0	21	7.0	15	0	W	31-21
2019 TOTALS		16-5	27	704	26.1	104T	1	18	6	167	9.3	36	0	12-4	





JAARON HAYEK

WIDE RECEIVER #89
VILLANOVA



ROOKIE

HEIGHT: 6'0"
WEIGHT: 199 LBS
DRAFTED: CFA-24
BIRTHDAY: 6/6/01

- 👁️ Hayek enters his first season with the Chiefs in 2024.
- 👁️ Originally entered the NFL as an undrafted free agent with the Kansas City Chiefs in 2024.

Transactions: Originally entered the NFL as an undrafted free agent with the Kansas City Chiefs in 2024.

COLLEGE

Played five seasons for Villanova (2019-23) ... Appeared in 48 games and had 170 receptions through his five seasons for 2,744 yards and 29 touchdowns ... Averaged 57.2 yards per game ... Added 10 carries for 39 yards ... Was selected to the 2024 NFF Hampshire Honor Society following the season ... Had four 100-yard receiving games in 2022 and was named CAA Offensive Player of the Week (Oct. 3) ... Was a CAA Preseason honorable mention and earned a CAA Offense first-team selection in 2022 ... Made third-team All-CAA in 2021 ... Played in 13 games in 2021 and led the team with nine touchdown receptions ... Was second-leading receiver in 2020 (spring 2021 due to COVID-19) ... Earned a role at wide receiver as a true freshman in 2019 ... Played in 12 games with eight starts ... Was the second-leading receiver with 47 receptions for 670 yards and eight touchdowns ... Made the CAA Commissioner's Academic Honor Roll in the following semesters: fall 2019, fall and spring 2020, fall and spring 2021, fall 2022 and spring 2023 ... Earned Athletic Director's Honor Roll in fall 2019, spring 2020, fall 2021 and fall of 2022 ... Was a PhillySIDA Academic All-Area Team honoree in 2021 and 2022.


PERSONAL

- 👁️ Earned three varsity letters in football, two in track and field and one in baseball.
- 👁️ Earned All-League and All-State honors for football.
- 👁️ Talled 64 receptions for 1,162 yards and 15 touchdowns his senior campaign.
- 👁️ Was an All-County honoree for track and field.
- 👁️ Has two brothers, Hunter and Tyler, who both played college football at Rutgers.





MALIK HERRING



DEFENSIVE END #94
GEORGIA

4TH YEAR IN THE NFL

4TH YEAR WITH THE CHIEFS

HEIGHT: 6'3"
WEIGHT: 275 LBS
DRAFTED: CFA-21
BIRTHDAY: 11/9/97

- Herring enters his fourth season with the Chiefs in 2024.
- Originally entered the NFL as an undrafted free agent with the Kansas City Chiefs in 2021.

Transactions:

Originally entered the NFL as an undrafted free agent with the Kansas City Chiefs in 2021.

COLLEGE

Appeared in 52 games (17 starts) totaling 76 tackles (38 solo), 13.0 tackles for loss, 4.0 sacks, four passes defended and one forced fumble ... In 2020, started at end in eight of 10 games finishing with 20 tackles and 24 total QB pressures on the season, second-best among all defenders ... In 2019, played in 13-of-14 games, starting in nine finishing with 26 total stops and 18 QB pressures, third-best among all defenders.

PERSONAL

- Attended Mary Persons High School.
- Selected to the Atlanta Journal-Constitution 2016 Georgia's Super 11 team and Class 4A All-State team.
- Georgia Sports Writers Association Class AAAA All-State team.
- Aided the Mary Persons Bulldogs to the semifinals of the 2016 GHSA Class AAAA playoffs.
- Touchdown Club of Atlanta Metro Atlanta All-Star Team.
- Appeared in 13 games his senior year, totaling 81 total tackles, 27 tackles for loss, 9.0 sacks and caused two fumbles.
- Also added two touchdowns on three receptions his senior year.
- Hometown: Forsyth, Ga.

MALIK HERRING'S NFL REGULAR SEASON DEFENSIVE STATISTICS

DATE	TEAM	GP	GS	TACKLES							INTERCEPTIONS					O. FUMB				ST			MISC				
				TK	S	A	TFL	YDS	SK	YDS	QBH	NO	YDS	LG	TD	PD	FF	FR	TD	YDS	TK	S	A	FF	FR	S	A
2021	Chiefs	0	0	0	0	0	0	0	0	0.0	0.0	0	0	0	0	0	0	0	0	0	0	0	0	0	0	0	0
2022	Chiefs	7	0	6	1	5	0	0	0.0	0.0	0	0	0	0	0	0	0	1	0	0	0	0	0	0	0	0	
2023	Chiefs	7	1	10	7	3	2	10	1.5	10.0	3	0	0	0	0	1	1	0	0	0	0	0	0	0	0	0	
NFL TOTALS		14	1	16	8	8	2	10	1.5	10.0	3	0	0	0	0	1	1	0	0	0	0	0	0	0	0	0	

MALIK HERRING'S NFL POSTSEASON DEFENSIVE STATISTICS

DATE	TEAM	GP	GS	TACKLES							INTERCEPTIONS					O. FUMB				ST			MISC			
				TK	S	A	TFL	YDS	SK	YDS	QBH	NO	YDS	LG	TD	PD	FF	FR	TD	YDS	TK	S	A	FF	FR	S
2021	Chiefs	0	0	0	0	0	0	0	0	0.0	0.0	0	0	0	0	0	0	0	0	0	0	0	0	0	0	0
2022	Chiefs	0	0	0	0	0	0	0	0	0.0	0.0	0	0	0	0	0	0	0	0	0	0	0	0	0	0	0
2023	Chiefs	4	0	4	1	3	0	0	0.0	0.0	0	0	0	0	0	0	0	0	0	0	0	0	0	0	0	0
NFL TOTALS		4	0	4	1	3	0	0	0.0	0.0	0	0	0	0	0	0	0	0	0	0	0	0	0	0	0	0



2023 GAME-BY-GAME REGULAR-SEASON STATISTICS (CHIEFS)

DATE	OPPONENT	P/S	TACKLES							INTERCEPTIONS					O. FUMB				ST				MISC		W/L	SCORE	
			TK	S	A	SK	YDS	TFL	YDS	QBH	NO	YDS	LG	TD	PD	FF	FR	TD	YDS	TK	S	A	FF	FR			S
09/07	Lions	P	0	0	0	0.0	0.0	0	0	0	0	0	0	0	0	0	0	0	0	0	0	0	0	0	0	L	20-21
09/17	at Jaguars	P	0	0	0	0.0	0.0	0	0	1	0	0	0	0	0	0	0	0	0	0	0	0	0	0	0	W	17-9
09/24	Bears	P	3	1	2	0.0	0.0	0	0	0	0	0	0	0	0	0	0	0	0	0	0	0	0	0	0	W	41-10
10/01	at Jets	P	0	0	0	0.0	0.0	0	0	0	0	0	0	0	0	0	0	0	0	0	0	0	0	0	0	W	23-20
10/08	at Vikings	P	0	0	0	0.0	0.0	0	0	0	0	0	0	0	0	0	0	0	0	0	0	0	0	0	0	W	27-20
10/12	Broncos	P	2	1	1	0.5	0.0	1	0	1	0	0	0	0	0	0	0	0	0	0	0	0	0	0	0	W	19-8
10/22	Chargers																								W	31-17	
10/29	at Broncos																								L	9-24	
11/05	Dolphins																								W	21-14	
11/20	Eagles																								L	17-21	
11/26	at Raiders																								W	31-17	
12/03	at Packers																								L	19-27	
12/10	Bills																								L	17-20	
12/17	at Patriots																								W	27-17	
12/25	Raiders																								L	14-20	
12/31	Bengals																								W	25-17	
01/07	at Chargers	S	5	5	0	1.0	10.0	1	10	1	0	0	0	0	1	1	0	0	0	0	0	0	0	0	0	W	13-12
2023 TOTALS			7-1	10	7	3	1.5	10.0	2	10	3	0	0	0	0	1	1	0	0	0	0	0	0	0	0	11-6	

2021 GAME-BY-GAME POSTSEASON STATISTICS (CHIEFS)

DATE	OPPONENT	P/S	TACKLES							INTERCEPTIONS					O. FUMB				ST				MISC		W/L	SCORE	
			TK	S	A	SK	YDS	TFL	YDS	QBH	NO	YDS	LG	TD	PD	FF	FR	TD	YDS	TK	S	A	FF	FR			S
01/16	Steelers																									W	42-21
01/23	Bills																									W	42-36+
01/30	Bengals																									L	24-27+
2021 TOTALS			0	0	0	0.0	0.0	0	0	0	0	0	0	0	0	0	0	0	0	0	0	0	0	0	0	2-1	

+ - Overtime

2022 GAME-BY-GAME POSTSEASON STATISTICS (CHIEFS)

DATE	OPPONENT	P/S	TACKLES							INTERCEPTIONS					O. FUMB				ST				MISC		W/L	SCORE	
			TK	S	A	SK	YDS	TFL	YDS	QBH	NO	YDS	LG	TD	PD	FF	FR	TD	YDS	TK	S	A	FF	FR			S
01/21	Jaguars																									W	27-20
01/29	Bengals																									W	23-20
02/12	at Eagles																									W	38-35
2022 TOTALS			0	0	0	0.0	0.0	0	0	0	0	0	0	0	0	0	0	0	0	0	0	0	0	0	0	3-0	

2023 GAME-BY-GAME POSTSEASON STATISTICS (CHIEFS)

DATE	OPPONENT	P/S	TACKLES							INTERCEPTIONS					O. FUMB				ST				MISC		W/L	SCORE	
			TK	S	A	SK	YDS	TFL	YDS	QBH	NO	YDS	LG	TD	PD	FF	FR	TD	YDS	TK	S	A	FF	FR			S
01/13	Dolphins	P	1	1	0	0.0	0.0	0	0	0	0	0	0	0	0	0	0	0	0	0	0	0	0	0	0	W	26-7
01/21	at Bills	P	2	0	2	0.0	0.0	0	0	0	0	0	0	0	0	0	0	0	0	0	0	0	0	0	0	W	27-24
01/28	at Ravens	P	0	0	0	0.0	0.0	0	0	0	0	0	0	0	0	0	0	0	0	0	0	0	0	0	0	W	17-10
02/11	49ers	P	1	0	1	0.0	0.0	0	0	0	0	0	0	0	0	0	0	0	0	0	0	0	0	0	0	W	25-22+
2023 TOTALS			4-0	4	1	3	0.0	0.0	0	0	0	0	0	0	0	0	0	0	0	0	0	0	0	0	0	4-0	

+ - Overtime





JADEN HICKS

DEFENSIVE BACK #21
WASHINGTON STATE



ROOKIE

HEIGHT: 6'1"
WEIGHT: 215 LBS
DRAFTED: D4B-24
BIRTHDAY: 8/16/02

- Hicks enters his first season with the Chiefs in 2024.
- Originally entered the NFL as the second of two fourth-round picks (133rd overall) by the Kansas City Chiefs in the 2024 NFL Draft.

Transactions: Originally entered the NFL as the second of two fourth-round picks (133rd overall) by the Kansas City Chiefs in the 2024 NFL Draft.

COLLEGE

Played three years at Washington State (2021-23) ... Played in 12 games in 2023 with four starts Totaled 79 tackles (49 solo), 2.5 sacks (-16.0 yards), six tackles for loss (-22.0 yards) and two interceptions ... His 6.6 tackles per game were 11th in the Pac-12 ... Started in 12 games and appeared in all 13 in 2022 ... Second on the team with 76 tackles (45 solo) and had the most amongst Pac-12 freshman defenders ... Added on 1.0 sack (-2.0 yards) and an interception ... Redshirted his 2021 season ... Earned the following awards: All-Pac 12 honorable mention ... Preseason All-Pac-12 third-team (Phil Steele) ... 2024 Reese's Senior Bowl participant ... Was WSU Defensive Player of the Week against Colorado State (2023) ... Was Bednarik Award Defensive Player of the Week against Wisconsin (2023) ... Named to freshman All-America third-team by College Football News ... Named to Midseason freshman All-America Team by College Football Team.

PERSONAL

- Attended Bishop Gorman High School in Las Vegas.
- Named to All-State first-team by *MaxPreps* and All-Southern Nevada first-team by the *Las Vegas Review-Journal*.
- Was named to the Sports Illustrated All-America Watch List as a senior.
- Has an older brother, Kalen, who was a four-year (2016-19) letterwinner at Hawaii as a defensive back.





CREED HUMPHREY

CENTER #52
OKLAHOMA



4TH YEAR IN THE NFL

4TH YEAR WITH THE CHIEFS

HEIGHT: 6'4"
WEIGHT: 302 LBS
DRAFTED: D2B-21
BIRTHDAY: 6/28/99

- Humphrey enters his fourth season with the Chiefs in 2024.
- Originally entered the NFL as a second-round pick (63rd overall) by the Kansas City Chiefs in the 2021 NFL Draft.

Career Highlights:

- Started in 51 consecutive games, tying him with DE Art Still for the third-most consecutive games started in Chiefs history to start a career.
- As a rookie, Humphrey and G Trey Smith started all 17 regular season games in 2021, becoming the 17th and 18th players in franchise history to start all regular season games in their rookie season. Humphrey and Smith are the third pair of teammates to both start all regular season games in their rookie campaign, joining DE Sylvester Hicks and DE Art Still (16 games, 1978) and CB Brandon Carr and DL Glenn Dorsey (16 games, 2008). S Juan Thornhill was the last player to start all games in his rookie season, starting all 16 games in 2019.

Postseason Career Highlights:

- Did not allow a sack on QB Patrick Mahomes in the first two playoffs games in 2023 which included the Wild Card game against Miami and the Divisional Round Game in Buffalo. The team went on to secure back-to-back Super Bowl victories (LVII and LVIII).
- Did not allow a sack on QB Patrick Mahomes in Super Bowl LVII against the Philadelphia Eagles who recorded the most sacks in the regular season (70.0).

Honors:

- Selected to the Pro Bowl following the 2022 and 2023 seasons.
- Named an AP All-Pro following the 2022 (second-team) season.
- 2021 PFWA All-Rookie Team.
- 2021 PFW All-AFC Team.

Transactions:

Originally entered the NFL as a second-round pick (63rd overall) by the Kansas City Chiefs in the 2021 NFL Draft.

COLLEGE

Started 37 career games (all at center), including 36 consecutive starts to finish his career at Oklahoma ... During his three years as a starter, OU ranked second nationally in scoring offense (44.6 ppg), total offense (537.3 ypg), pass efficiency rating (185.1), yards per rush (5.8) and sixth in passing offense (311.5 ypg) ... Two-time Big 12 Offensive Lineman of the Year (2019 and 2020) ... Two-time first-team All-Big 12 selection (2019 and 2020) and a second-team pick by media in 2018 ... Second-team All-American in 2019 by AP, FWAA, Sporting News and Walter Camp Foundation, and one of three Rimington Trophy finalists ... Third-team All-American in 2020 by AP ... Three-time member of Academic All-Big 12 Team (2018-20) ... Did not allow a single sack across his 2,488 snaps at center during his career ... Did not allow a sack on 1,297 career pass plays according to PFF (allowed only two QB hits) ... Named a Freshman All-American by the FWAA and The Athletic.

PERSONAL

- Made 35 tackles and 1.0 sack as a defensive lineman his senior season at Shawnee High School.
- Named first-team All-State by The Oklahoman.
- Hometown: Shawnee, Okla.

CREED HUMPHREY'S NFL REGULAR SEASON STATISTICS

DATE	TEAM	GP	GS
2021	Chiefs	17	17
2022	Chiefs	17	17
2023	Chiefs	17	17
NFL TOTALS		51	51



CREED HUMPHREY'S NFL POSTSEASON STATISTICS

DATE	TEAM	GP	GS
2021	Chiefs	3	3
2022	Chiefs	3	3
2023	Chiefs	4	4
NFL TOTALS		10	10

2021 GAME-BY-GAME REGULAR-SEASON STATISTICS (CHIEFS)

DATE	OPPONENT	P/S	W/L	SCORE
09/12	Browns	S	W	33-29
09/19	at Ravens	S	L	35-36
09/26	Chargers	S	L	24-30
10/03	at Eagles	S	W	42-30
10/10	Bills	S	L	20-38
10/17	at Football Team	S	W	31-13
10/24	at Titans	S	L	3-27
11/01	Giants	S	W	20-17
11/07	Packers	S	W	13-7
11/14	at Raiders	S	W	41-14
11/21	Cowboys	S	W	19-9
12/05	Broncos	S	W	22-9
12/12	Raiders	S	W	48-9
12/16	at Chargers	S	W	34-28+
12/26	Steelers	S	W	36-10
01/02	at Bengals	S	L	31-34
01/08	at Broncos	S	W	28-24
2021 TOTALS		17-17	12-5	

+ - Overtime

2022 GAME-BY-GAME REGULAR-SEASON STATISTICS (CHIEFS)

DATE	OPPONENT	P/S	W/L	SCORE
09/11	at Cardinals	S	W	44-21
09/15	Chargers	S	W	27-24
09/25	at Colts	S	L	17-20
10/02	at Buccaneers	S	W	41-31
10/10	Raiders	S	W	30-29
10/16	Bills	S	L	20-24
10/23	at 49ers	S	W	44-23
11/06	Titans	S	W	20-17+
11/13	Jaguars	S	W	27-17
11/20	at Chargers	S	W	30-27
11/27	Rams	S	W	26-10
12/04	at Bengals	S	L	24-27
12/11	at Broncos	S	W	34-28
12/18	at Texans	S	W	30-24+
12/24	Seahawks	S	W	24-10
01/01	Broncos	S	W	27-24
01/07	at Raiders	S	W	31-13
2022 TOTALS		17-17	14-3	

+ - Overtime

2023 GAME-BY-GAME REGULAR-SEASON STATISTICS (CHIEFS)

DATE	OPPONENT	P/S	W/L	SCORE
09/07	Lions	S	L	20-21
09/17	at Jaguars	S	W	17-9
09/24	Bears	S	W	41-10
10/01	at Jets	S	W	23-20
10/08	at Vikings	S	W	27-20
10/12	Broncos	S	W	19-8
10/22	Chargers	S	W	31-17
10/29	at Broncos	S	L	9-24
11/05	Dolphins	S	W	21-14
11/20	Eagles	S	L	17-21
11/26	at Raiders	S	W	31-17
12/03	at Packers	S	L	19-27
12/10	Bills	S	L	17-20
12/17	at Patriots	S	W	27-17
12/25	Raiders	S	L	14-20
12/31	Bengals	S	W	25-17
01/07	at Chargers	S	W	13-12
2023 TOTALS		17-17	11-6	



2021 GAME-BY-GAME POSTSEASON STATISTICS (CHIEFS)

DATE	OPPONENT	P/S	W/L	SCORE
01/16	Steelers	S	W	42-21
01/23	Bills	S	W	42-36+
01/30	Bengals	S	L	24-27+
2021 TOTALS		3-3	2-1	

+ - Overtime

2022 GAME-BY-GAME POSTSEASON STATISTICS (CHIEFS)

DATE	OPPONENT	P/S	W/L	SCORE
01/21	Jaguars	S	W	27-20
01/29	Bengals	S	W	23-20
02/12	at Eagles	S	W	38-35
2022 TOTALS		3-3	3-0	

2023 GAME-BY-GAME POSTSEASON STATISTICS (CHIEFS)

DATE	OPPONENT	P/S	W/L	SCORE
01/13	Dolphins	S	W	26-7
01/21	at Bills	S	W	27-24
01/28	at Ravens	S	W	17-10
02/11	49ers	S	W	25-22+
2023 TOTALS		4-4	4-0	

+ - Overtime





KEAONTAY INGRAM



RUNNING BACK #30
USC

3RD YEAR IN THE NFL

2ND YEAR WITH THE CHIEFS

HEIGHT: 6'0"
WEIGHT: 220 LBS
DRAFTED: FA-23
BIRTHDAY: 10/26/99

- Ingram enters his second season with the Chiefs in 2024.
- Originally entered the NFL as a sixth-round pick (201st overall) by the Arizona Cardinals in 2022.

Transactions: Signed to Kansas City's practice squad (11/30/23) ... Originally entered the NFL as a sixth-round pick (201st overall) by the Arizona Cardinals in 2022.

COLLEGE

Played four seasons (42 games) at Texas (2018-20) and USC (2021) ... Rushed for 2,722 yards and 16 TDs on 495 carries (5.5 avg.) and added 671 receiving yards and six TDs on 89 receptions ... Rushed for 100+ yards in a game eight times and had 12 games with 100+ total scrimmage yards ... Averaged at least 5.0 yards per carry in three of his four college seasons, including two years averaging at least 5.8 yards per attempt ... Two-time member of the Big 12 Commissioner's Honor Roll (spring 2019, spring 2020) ... As a senior, appeared in 10 games (seven starts) ... Earned honorable mention All-Pac 12 honors and was the recipient of the team's Jack Oakie "Rise and Shine" Award ... Rushed for a team-high 911 yards on 156 carries (5.8 avg) with five TDs and caught 22 passes for 156 yards (7.1 avg) ... Had three 100-yard rushing games and five outings with 100+ scrimmage yards ... As a junior in 2020, played in six games (three starts) in his final season at Texas ... Tallied 53 rushes for 250 yards and a TD ... Also caught 11 passes for 103 yards and a TD ... Earned first-team Academic All-Big 12 honors ... As a sophomore (2019), started all 13 games he appeared in and rushed for 853 yards and seven TDs on 144 carries (5.9 avg.) ... Caught 29 passes for 242 yards and three TDs ... Rushed for 100+ yards in a game four times, making him one of just seven Longhorns since 2000 to accomplish the feat ... Averaged at least 5.0 yards per rush attempt in nine games, including seven outings averaging at least 7.0 yards per attempt ... Had three games with multiple TDs and had seven games with at least one TD ... Played in 13 games (two starts) as a true freshman and carried the ball 142 times for 708 yards and three TDs ... Added 27 receptions for 170 yards and two TDs ... Made his career debut at Maryland, rushing six times for 37 yards and a TD to become the first Longhorn true freshman to score a rushing TD in a season opener since 2005.

PERSONAL

- As a standout at Carthage (TX) High School, rushed for more than 5,000 yards and a school record 76 TDs.
- Led Carthage to a 29-2 record and back-to-back State 4A Division I titles in 2016-17, earning championship game honors as a junior in 2016.
- 2017 All-American, USA Today All-USA Texas pick and was a finalist for Mr. Texas Football High School.
- Player of the Year as a senior after rushing for 2,327 yards and 37 TDs on 238 carries (9.8 avg) while leading Carthage to a 16-0 record and a State 4A Division 1 title.
- Was also a member of the basketball and track teams.
- Grew up with nine siblings and played high school football with a number of siblings and cousins.
- Majored in non-governmental organizations and social change.

KEAONTAY INGRAM'S NFL REGULAR SEASON RUSHING/RECEIVING STATISTICS

DATE	TEAM	RUSHING							RECEIVING				
		GP	GS	NO.	YDS.	AVG.	LG	TD	NO.	YDS.	AVG.	LG	TD
2022	Cardinals	12	0	27	60	2.2	13	1	4	21	5.3	24	0
2023	Cardinals	8	1	35	74	2.1	14	0	4	26	6.5	9	0
Went from Arizona to Kansas City .													
2023	Chiefs	0	0	0	0	0.0	0	0	0	0	0.0	0	0
2023	TOTAL	8	1	35	74	2.1	14	0	4	26	6.5	9	0
NFL TOTALS		20	1	62	134	2.2	14	1	8	47	5.9	24	0



KEAONTAY INGRAM'S NFL POSTSEASON RUSHING/RECEIVING STATISTICS

DATE	TEAM	RUSHING							RECEIVING				
		GP	GS	NO.	YDS.	AVG.	LG	TD	NO.	YDS.	AVG.	LG	TD
2023	Chiefs	0	0	0	0	0.0	0	0	0	0	0.0	0	0
NFL TOTALS		0	0	0	0	0.0	0	0	0	0	0.0	0	0

KEAONTAY INGRAM'S NFL REGULAR SEASON RETURN STATISTICS

DATE	TEAM	KICKOFF RETURNS					PUNT RETURNS					
		RET.	YDS.	AVG.	LG	TD	NO.	FC	YDS.	AVG.	LG	TD
2022	Cardinals	0	0	0.0	0	0	0	0	0	0.0	0	0
2023	Cardinals	0	0	0.0	0	0	0	0	0	0.0	0	0
Went from Arizona to Kansas City .												
2023	Chiefs	0	0	0.0	0	0	0	0	0	0.0	0	0
2023	TOTAL	0	0	0.0	0	0	0	0	0	0.0	0	0
NFL TOTALS		0	0	0.0	0	0	0	0	0	0.0	0	0

KEAONTAY INGRAM'S NFL POSTSEASON RETURN STATISTICS

DATE	TEAM	KICKOFF RETURNS					PUNT RETURNS					
		RET.	YDS.	AVG.	LG	TD	NO.	FC	YDS.	AVG.	LG	TD
2023	Chiefs	0	0	0.0	0	0	0	0	0	0.0	0	0
NFL TOTALS		0	0	0.0	0	0	0	0	0	0.0	0	0

SINGLE-GAME HIGHS: RUSHING/RECEIVING

Rush Attempts	10 at L.A. Rams, Oct 15, 2023 9 at Cleveland, Nov 05, 2023 9 vs. New Orleans, Oct 20, 2022 5 vs. Dallas, Sep 24, 2023 5 at Washington, Sep 10, 2023 ...1 more at 5.	Receptions	2 at L.A. Rams, Oct 15, 2023 2 at San Francisco, Jan 08, 2023 2 vs. New Orleans, Oct 20, 2022 1 vs. Dallas, Sep 24, 2023
Rushing Yards	40 at L.A. Rams, Oct 15, 2023 19 vs. San Francisco, Nov 21, 2022 14 vs. New Orleans, Oct 20, 2022 13 vs. Dallas, Sep 24, 2023 9 vs. Baltimore, Oct 29, 2023	Receiving Yards	23 vs. New Orleans, Oct 20, 2022 11 at L.A. Rams, Oct 15, 2023 8 vs. Dallas, Sep 24, 2023 7 vs. Baltimore, Oct 29, 2023
Rushing Average	4.0 at L.A. Rams, Oct 15, 2023 1.6 vs. New Orleans, Oct 20, 2022 0.9 at Cleveland, Nov 05, 2023	Longest Receptions	24 vs. New Orleans, Oct 20, 2022 9 at L.A. Rams, Oct 15, 2023 8 vs. Dallas, Sep 24, 2023 7 vs. Baltimore, Oct 29, 2023 2 at L.A. Rams, Oct 15, 2023
Longest Runs	14 vs. Baltimore, Oct 29, 2023 13 vs. San Francisco, Nov 21, 2022 12 at L.A. Rams, Oct 15, 2023 11 at Cleveland, Nov 05, 2023 11 at L.A. Rams, Oct 15, 2023 ...1 more at 11.	All-Purpose Yards	51 at L.A. Rams, Oct 15, 2023 37 vs. New Orleans, Oct 20, 2022 21 vs. Dallas, Sep 24, 2023 19 vs. San Francisco, Nov 21, 2022 16 vs. Baltimore, Oct 29, 2023 1 vs. New Orleans, Oct 20, 2022
Rushing TDs	1 vs. New Orleans, Oct 20, 2022	Most TDs	

2022 GAME-BY-GAME REGULAR-SEASON STATISTICS (CARDINALS)

DATE	OPPONENT	P/S	RUSHING				RECEIVING					W/L	SCORE	
			NO.	YDS.	AVG.	LG	TD	NO.	YDS.	AVG.	LG			TD
09/11	Chiefs											L	21-44	
09/18	at Raiders											W	29-23+	
09/25	Rams											L	12-20	
10/02	at Panthers											W	26-16	
10/09	Eagles											L	17-20	
10/16	at Seahawks	P	3	7	2.3	7	0	0	0	0.0	0	0	L	9-19
10/20	Saints	P	9	14	1.6	11	1	2	23	11.5	24	0	W	42-34
10/30	at Vikings	P	0	0	0.0	0	0	0	0	0.0	0	0	L	26-34
11/06	Seahawks	P	1	2	2.0	2	0	0	0	0.0	0	0	L	21-31
11/13	at Rams	P	1	5	5.0	5	0	0	0	0.0	0	0	W	27-17
11/21	49ers	P	5	19	3.8	13	0	0	0	0.0	0	0	L	10-38
11/27	Chargers	P	2	5	2.5	4	0	0	0	0.0	0	0	L	24-25
12/12	Patriots	P	1	1	1.0	1	0	0	0	0.0	0	0	L	13-27
12/18	at Broncos	P	1	0	0.0	0	0	0	0	0.0	0	0	L	15-24
12/25	Buccaneers	P	1	2	2.0	2	0	0	0	0.0	0	0	L	16-19+
01/01	at Falcons	P	0	0	0.0	0	0	0	0	0.0	0	0	L	19-20
01/08	at 49ers	P	3	5	1.7	4	0	2	-2	-1.0	1	0	L	13-38
2022 TOTALS		12-0	27	60	2.2	13	1	4	21	5.3	24	0	4-13	

+ - Overtime



2023 GAME-BY-GAME REGULAR-SEASON STATISTICS (CARDINALS/CHIEFS)

DATE	OPPONENT	P/S	RUSHING					RECEIVING					W/L	SCORE
			NO.	YDS.	AVG.	LG	TD	NO.	YDS.	AVG.	LG	TD		
09/10	at Commanders	P	5	-4	-0.8	6	0	0	0	0.0	0	0	L	16-20
09/17	Giants	P	2	6	3.0	5	0	0	0	0.0	0	0	L	28-31
09/24	Cowboys	P	5	13	2.6	8	0	1	8	8.0	8	0	W	28-16
10/01	at 49ers												L	16-35
10/08	Bengals												L	20-34
10/15	at Rams	S	10	40	4.0	12	0	2	11	5.5	9	0	L	9-26
10/22	at Seahawks	P	0	0	0.0	0	0	0	0	0.0	0	0	L	10-20
10/29	Ravens	P	2	9	4.5	14	0	1	7	7.0	7	0	L	24-31
11/05	at Browns	P	9	8	0.9	11	0	0	0	0.0	0	0	L	0-27
11/12	Falcons	P	2	2	1.0	2	0	0	0	0.0	0	0	W	25-23
11/19	at Texans												L	16-21
11/26	Rams												L	14-37
12/10	Bills												L	17-20
2023 TOTALS		8-1	35	74	2.1	14	0	4	26	6.5	9	0	2-11	

2023 GAME-BY-GAME POSTSEASON STATISTICS (CHIEFS)

DATE	OPPONENT	P/S	RUSHING					RECEIVING					W/L	SCORE
			NO.	YDS.	AVG.	LG	TD	NO.	YDS.	AVG.	LG	TD		
01/13	Dolphins												W	26-7
01/21	at Bills												W	27-24
01/28	at Ravens												W	17-10
02/11	49ers												W	25-22+
2023 TOTALS		0-0	0	0	0.0	0	0	0	0	0.0	0	0	4-0	


+ - Overtime





CURTIS JACOBS

LINEBACKER #29
PENN STATE



ROOKIE

HEIGHT: 6'1"
WEIGHT: 241 LBS
DRAFTED: CFA-24
BIRTHDAY: 2/18/02

- Jacobs enters his first season with the Chiefs in 2024.
- Originally entered the NFL as an undrafted free agent with the Kansas City Chiefs in 2024.

Transactions: Originally entered the NFL as an undrafted free agent with the Kansas City Chiefs in 2024.

COLLEGE

Played four seasons for Penn State (2020-23) ... Started all 13 games in 2023 ... Tallied 49 tackles (31 solo), nine tackles for loss, 2.5 sacks, two fumble recoveries and five quarterback hits ... Named the coaching staff's Defensive Player of the Game (West Virginia, 9/2) ... Started 12 games in 2022 and racked up 52 tackles (29 solo) with 7.5 tackles for loss, 4.0 sacks, two fumble recoveries and an interception returned for a touchdown ... Named the coaching staff's Defensive Player of the Game twice (Auburn, 9/17; Rutgers, 11/19) ... His two fumble recoveries were tied for second in the Big Ten ... Appeared in 12 games in 2021, making 11 starts ... Made 61 tackles (39 solo) with seven tackles for loss, 3.0 sacks and an interception ... Also had an 18-yard reception on a fake punt ... As a true freshman (2020), appeared in eight games and totaled nine tackles (six solo) ... Earned All-Big Ten honorable mention (2023) ... Named Penn State's Lion's Pride Outstanding Senior Player (2023) ... Was a 2023 Butkus Award Semifinalist ... Earned All-Big Ten honorable mention by the coaches and media (2022) ... Earned Penn State's Bob Mitinger Memorial Ultimate teammate Award in 2022 ... Was named All-Big Ten honorable mention in 2021 by the media.

PERSONAL

- Has three sisters.
- Volunteers at his mother's summer camp for underprivileged kids in his neighborhood.
- Majored in telecommunications.





NAZEEH JOHNSON



**SAFETY #13
MARSHALL**

3RD YEAR IN THE NFL

3RD YEAR WITH THE CHIEFS

**HEIGHT: 5'10"
WEIGHT: 199 LBS
DRAFTED: D7C-22
BIRTHDAY: 7/17/98**

- Johnson enters his third season with the Chiefs in 2024.
- Originally entered the NFL as the third of three seventh-round picks (259th overall) by the Kansas City Chiefs in the 2022 NFL Draft.

Signed with Kansas City (4/9/24) ... Elevated to Kansas City's active roster (9/28/22) ... Signed with Kansas City's practice squad (8/31/22) ... Released by Kansas City (8/30/22) ... Originally entered the NFL as the third of three seventh-round picks (259th overall) by the Kansas City Chiefs in the 2022 NFL Draft.

Transactions:

COLLEGE

Spent six seasons at Marshall, including a redshirt season in 2016 and a shortened 2020 season due to COVID-19 ... Recorded 243 tackles (148 solo), including 1.0 sack, seven interceptions returned for 63 yards and one touchdown, 17 passes defended and one fumble recovery ... Earned Conference USA All-Conference second-team honors in 2020.

PERSONAL

- Attended Millbrook High School as a two-way player.
- In 2015, as a senior on defense, made 86 tackles, broke up 10 passes and made four interceptions.
- Made the 4A West Region second-team and Conference 21 West first-team as a high school senior.
- Also started offensively, rushing for 1,093 yards and 19 touchdowns and catching 16 passes for 359 yards and three touchdowns.
- Made the 4A West Region first-team and Conference 21 West first-team as a senior.
- Selected for the Northwestern District second-team as a junior, when he made 81 tackles and intercepted two passes.
- Also made an impact on offense as a junior, rushing for 623 yards and four touchdowns.

NAZEEH JOHNSON'S NFL REGULAR SEASON DEFENSIVE STATISTICS

DATE	TEAM	GP	GS	TACKLES							INTERCEPTIONS					O. FUMB				ST				MISC							
				TK	S	A	TFL	YDS	SK	YDS	QBH	NO	YDS	LG	TD	PD	FF	FR	TD	YDS	TK	S	A	FF	FR	S	A				
2022	Chiefs	11	0	0	0	0	0	0	0	0.0	0.0	0	0	0	0	0	0	0	0	0	0	0	0	0	8	5	3	0	0	0	0
2023	Chiefs	0	0	0	0	0	0	0	0	0.0	0.0	0	0	0	0	0	0	0	0	0	0	0	0	0	0	0	0	0	0	0	0
NFL TOTALS		11	0	0	0	0	0	0	0	0.0	0.0	0	0	0	0	0	0	0	0	0	0	0	0	8	5	3	0	0	0	0	

NAZEEH JOHNSON'S NFL POSTSEASON DEFENSIVE STATISTICS

DATE	TEAM	GP	GS	TACKLES							INTERCEPTIONS					O. FUMB				ST				MISC						
				TK	S	A	TFL	YDS	SK	YDS	QBH	NO	YDS	LG	TD	PD	FF	FR	TD	YDS	TK	S	A	FF	FR	S	A			
2022	Chiefs	3	0	0	0	0	0	0	0	0.0	0.0	0	0	0	0	0	0	0	0	0	0	0	0	2	2	0	0	0	0	0
2023	Chiefs	0	0	0	0	0	0	0	0	0.0	0.0	0	0	0	0	0	0	0	0	0	0	0	0	0	0	0	0	0	0	0
NFL TOTALS		3	0	0	0	0	0	0	0	0.0	0.0	0	0	0	0	0	0	0	0	0	0	0	0	2	2	0	0	0	0	0

SINGLE-GAME HIGHS: DEFENSIVE

Special Teams Tackles

- 2 vs. Denver, Jan 01, 2023
- 2 at Denver, Dec 11, 2022
- 1 vs. Seattle, Dec 24, 2022
- 1 at Houston, Dec 18, 2022
- ...1 more at 1.



2022 GAME-BY-GAME REGULAR-SEASON STATISTICS (CHIEFS)

DATE	OPPONENT	P/S	TACKLES							INTERCEPTIONS				O. FUMB				ST				MISC		W/L	SCORE			
			TK	S	A	SK	YDS	TFL	YDS	QBH	NO	YDS	LG	TD	PD	FF	FR	TD	YDS	TK	S	A	FF			FR	S	A
09/11	at Cardinals																									W	44-21	
09/15	Chargers																									W	27-24	
09/25	at Colts																									L	17-20	
10/02	at Buccaneers	P	0	0	0	0.0	0.0	0	0	0	0	0	0	0	0	0	0	0	0	0	0	0	0	0	0	0	W	41-31
10/10	Raiders	P	0	0	0	0.0	0.0	0	0	0	0	0	0	0	0	0	0	0	0	0	0	0	0	0	0	0	W	30-29
10/16	Bills	P	0	0	0	0.0	0.0	0	0	0	0	0	0	0	0	0	0	0	0	0	0	0	0	0	0	L	20-24	
10/23	at 49ers																									W	44-23	
11/06	Titans																									W	20-17+	
11/13	Jaguars																									W	27-17	
11/20	at Chargers	P	0	0	0	0.0	0.0	0	0	0	0	0	0	0	0	0	0	0	1	1	0	0	0	0	0	0	W	30-27
11/27	Rams	P	0	0	0	0.0	0.0	0	0	0	0	0	0	0	0	0	0	0	0	0	0	0	0	0	0	0	W	26-10
12/04	at Bengals	P	0	0	0	0.0	0.0	0	0	0	0	0	0	0	0	0	0	0	0	0	0	0	0	0	0	0	L	24-27
12/11	at Broncos	P	0	0	0	0.0	0.0	0	0	0	0	0	0	0	0	0	0	0	2	2	0	0	0	0	0	0	W	34-28
12/18	at Texans	P	0	0	0	0.0	0.0	0	0	0	0	0	0	0	0	0	0	0	1	0	1	0	0	0	0	0	W	30-24+
12/24	Seahawks	P	0	0	0	0.0	0.0	0	0	0	0	0	0	0	0	0	0	0	1	0	1	0	0	0	0	0	W	24-10
01/01	Broncos	P	0	0	0	0.0	0.0	0	0	0	0	0	0	0	0	0	0	0	2	2	0	0	0	0	0	0	W	27-24
01/07	at Raiders	P	0	0	0	0.0	0.0	0	0	0	0	0	0	0	0	0	0	0	1	0	1	0	0	0	0	0	W	31-13
2022 TOTALS		11-0	0	0	0	0.0	0.0	0	0	0	0	0	0	0	0	0	0	0	8	5	3	0	0	0	0	14-3		

+ - Overtime

2023 GAME-BY-GAME REGULAR-SEASON STATISTICS (CHIEFS)

DATE	OPPONENT	P/S	TACKLES							INTERCEPTIONS				O. FUMB				ST				MISC		W/L	SCORE		
			TK	S	A	SK	YDS	TFL	YDS	QBH	NO	YDS	LG	TD	PD	FF	FR	TD	YDS	TK	S	A	FF			FR	S
09/07	Lions																									L	20-21
09/17	at Jaguars																									W	17-9
09/24	Bears																									W	41-10
10/01	at Jets																									W	23-20
10/08	at Vikings																									W	27-20
10/12	Broncos																									W	19-8
10/22	Chargers																									W	31-17
10/29	at Broncos																									L	9-24
11/05	Dolphins																									W	21-14
11/20	Eagles																									L	17-21
11/26	at Raiders																									W	31-17
12/03	at Packers																									L	19-27
12/10	Bills																									L	17-20
12/17	at Patriots																									W	27-17
12/25	Raiders																									L	14-20
12/31	Bengals																									W	25-17
01/07	at Chargers																									W	13-12
2023 TOTALS			0	0	0	0.0	0.0	0	0	0	0	0	0	0	0	0	0	0	0	0	0	0	0	0	0	11-6	

2022 GAME-BY-GAME POSTSEASON STATISTICS (CHIEFS)

DATE	OPPONENT	P/S	TACKLES							INTERCEPTIONS				O. FUMB				ST				MISC		W/L	SCORE			
			TK	S	A	SK	YDS	TFL	YDS	QBH	NO	YDS	LG	TD	PD	FF	FR	TD	YDS	TK	S	A	FF			FR	S	A
01/21	Jaguars	P	0	0	0	0.0	0.0	0	0	0	0	0	0	0	0	0	0	0	0	0	0	0	0	0	0	0	W	27-20
01/29	Bengals	P	0	0	0	0.0	0.0	0	0	0	0	0	0	0	0	0	0	0	1	1	0	0	0	0	0	0	W	23-20
02/12	at Eagles	P	0	0	0	0.0	0.0	0	0	0	0	0	0	0	0	0	0	0	1	1	0	0	0	0	0	0	W	38-35
2022 TOTALS		3-0	0	0	0	0.0	0.0	0	0	0	0	0	0	0	0	0	0	2	2	0	0	0	0	0	0	3-0		

2023 GAME-BY-GAME POSTSEASON STATISTICS (CHIEFS)

DATE	OPPONENT	P/S	TACKLES							INTERCEPTIONS				O. FUMB				ST				MISC		W/L	SCORE		
			TK	S	A	SK	YDS	TFL	YDS	QBH	NO	YDS	LG	TD	PD	FF	FR	TD	YDS	TK	S	A	FF			FR	S
01/13	Dolphins																									W	26-7
01/21	at Bills																									W	27-24
01/28	at Ravens																									W	17-10
02/11	49ers																									W	25-22+
2023 TOTALS			0	0	0	0.0	0.0	0	0	0	0	0	0	0	0	0	0	0	0	0	0	0	0	0	0	4-0	

+ - Overtime





CAM JONES



LINEBACKER #44
INDIANA

2ND YEAR IN THE NFL

2ND YEAR WITH THE CHIEFS

HEIGHT: 6'2"
WEIGHT: 227 LBS
DRAFTED: CFA-23
BIRTHDAY: 10/21/99

- Jones enters his second season with the Chiefs in 2024.
- Originally entered the NFL as an undrafted free agent with the Kansas City Chiefs in 2023.

Transactions:

Originally entered the NFL as an undrafted free agent with the Kansas City Chiefs in 2023.

COLLEGE

Appeared in 47 of 55 career games ... Recorded 208 tackles, 13.5 tackles for loss (-57.0 yards), 7.0 sacks (-40.0 yards), two interceptions returned for a combined 44 yards and one touchdown, 11 passes defended, five forced fumbles and three fumble recoveries ... Made first career start in 2020 season opener against Penn State ... Three-time team captain (2020-22) ... Third three-time captain in Indiana history with Antwaan Randle El (1999-2001) and Emmett King (1895-97) ... Received the following awards and honors: honorable mention All-Big Ten from the conference coaches and media panels (2022, 2020), Indiana's Howard Brown "Dedication to IU Football" Award (2021) and IU's Defensive Newcomer of the Year (2018).

PERSONAL

- Linebacker and wide receiver for Head Coach John Cooley at Saint Benedict at Auburndale High School. Three-time all-region, two-time all-state, and two-time team most valuable player.
- 2017 team captain and four-year starter led the team in tackles, sacks, tackles for loss, receptions, rushing yards, all-purpose yardage and touchdowns as a junior and senior.
- Topped the team in interceptions as a freshman (four) and sophomore (six).
- Four-time team special teams player of the year.
- Played in the 2017 East-West All-Star Classic and led the West in stops.
- Over his final two seasons, made 160 tackles, 60 for loss, 34.0 sacks, five interceptions, three forced fumbles and two fumble recoveries.
- Added 3,678 all-purpose yards (1,534 receiving, 1,049 rushing, 496 punt return, 436 kick return, 163 interception returns) with 32 TDs (15 receiving, 12 rushing, four punt, one interception).
- Led Saint Benedict to the most wins in program history in 2017.
- Ranked the No. 83 athlete nationally by 247Sports and the No. 24 prospect in Tennessee by Rivals.
- Four-year football and two-year track and field letterwinner.
- Participated in 100-plus hours of community service.
- Parents are Diane and Herbert Jones.
- Majored in liberal studies.

REGULAR SEASON COMPARISON: DEFENSIVE - JACKSONVILLE JAGUARS

DATE	OPP	W/L	GP/GS	TACKLES					SACK	YDS.	INT	TFL	PD	QBH	TD	MISC	
				TOT	SOLO	ASST	FF	FR									
9/17/23	KC @ JAX	W	P	0	0	0	0.0	0.0	0	0	0	0	0	0	0	0	0
TOTALS		1/0	1/0	0	0	0	0.0	0.0	0	0	0	0	0	0	0	0	0

CAM JONES' NFL REGULAR SEASON DEFENSIVE STATISTICS

DATE	TEAM	GP	GS	TK	S	A	TFL	TACKLES				INTERCEPTIONS				O. FUMB				ST				MISC														
								YDS	SK	YDS	QBH	NO	YDS	LG	TD	PD	FF	FR	TD	YDS	TK	S	A	FF	FR	S	A											
2023	Chiefs	17	1	12	11	1	0	0	0.0	0.0	0	0	0	0	0	0	0	0	0	0	0	0	0	0	0	0	0	0	0	0	0	0	0	0	0	0	0	0
NFL TOTALS		17	1	12	11	1	0	0	0.0	0.0	0	0	0	0	0	0	0	0	0	0	0	0	0	0	5	3	2	0	0	0	0	0	0	0	0			



CAM JONES' NFL POSTSEASON DEFENSIVE STATISTICS

DATE	TEAM	GP	GS	TACKLES							INTERCEPTIONS					O. FUMB				ST				MISC										
				TK	S	A	TFL	YDS	SK	YDS	QBH	NO	YDS	LG	TD	PD	FF	FR	TD	YDS	TK	S	A	FF	FR	S	A							
2023	Chiefs	1	0	0	0	0	0	0	0	0.0	0.0	0	0	0	0	0	0	0	0	0	0	0	0	0	0	0	0	0	0	0	0	0	0	0
NFL TOTALS		1	0	0	0	0	0	0	0	0.0	0.0	0	0	0	0	0	0	0	0	0	0	0	0	0	0	0	0	0	0	0	0	0	0	

SINGLE-GAME HIGHS: DEFENSIVE

Total Tackles	12 at L.A. Chargers, Jan 07, 2024	Special Teams Tackles	1 at Green Bay, Dec 03, 2023
Solo Tackles	11 at L.A. Chargers, Jan 07, 2024		1 vs. Miami, Nov 05, 2023
			1 at N.Y. Jets, Oct 01, 2023
			...1 more at 1.

2023 GAME-BY-GAME REGULAR-SEASON STATISTICS (CHIEFS)

DATE	OPPONENT	P/S	TACKLES							INTERCEPTIONS					O. FUMB				ST				MISC		W/L	SCORE							
			TK	S	A	SK	YDS	TFL	YDS	QBH	NO	YDS	LG	TD	PD	FF	FR	TD	YDS	TK	S	A	FF	FR			S	A					
09/07	Lions	P	0	0	0	0.0	0.0	0	0	0	0	0	0	0	0	0	0	0	0	0	0	0	0	0	0	0	0	0	0	0	L	20-21	
09/17	at Jaguars	P	0	0	0	0.0	0.0	0	0	0	0	0	0	0	0	0	0	0	0	0	0	0	0	0	0	0	0	0	0	0	W	17-9	
09/24	Bears	P	0	0	0	0.0	0.0	0	0	0	0	0	0	0	0	0	0	0	0	0	0	0	0	0	0	0	0	0	0	0	W	41-10	
10/01	at Jets	P	0	0	0	0.0	0.0	0	0	0	0	0	0	0	0	0	0	0	0	0	0	0	0	0	0	0	0	0	0	0	W	23-20	
10/08	at Vikings	P	0	0	0	0.0	0.0	0	0	0	0	0	0	0	0	0	0	0	0	0	0	0	0	0	0	0	0	0	0	0	W	27-20	
10/12	Broncos	P	0	0	0	0.0	0.0	0	0	0	0	0	0	0	0	0	0	0	0	0	0	0	0	0	0	0	0	0	0	0	W	19-8	
10/22	Chargers	P	0	0	0	0.0	0.0	0	0	0	0	0	0	0	0	0	0	0	0	0	0	0	0	0	0	0	0	0	0	0	W	31-17	
10/29	at Broncos	P	0	0	0	0.0	0.0	0	0	0	0	0	0	0	0	0	0	0	0	0	0	0	0	0	0	0	0	0	0	0	L	9-24	
11/05	Dolphins	P	0	0	0	0.0	0.0	0	0	0	0	0	0	0	0	0	0	0	0	0	0	0	0	0	0	0	0	0	0	0	W	21-14	
11/20	Eagles	P	0	0	0	0.0	0.0	0	0	0	0	0	0	0	0	0	0	0	0	0	0	0	0	0	0	0	0	0	0	0	L	17-21	
11/26	at Raiders	P	0	0	0	0.0	0.0	0	0	0	0	0	0	0	0	0	0	0	0	0	0	0	0	0	0	0	0	0	0	0	W	31-17	
12/03	at Packers	P	0	0	0	0.0	0.0	0	0	0	0	0	0	0	0	0	0	0	0	0	0	0	0	0	0	0	0	0	0	0	L	19-27	
12/10	Bills	P	0	0	0	0.0	0.0	0	0	0	0	0	0	0	0	0	0	0	0	0	0	0	0	0	0	0	0	0	0	0	L	17-20	
12/17	at Patriots	P	0	0	0	0.0	0.0	0	0	0	0	0	0	0	0	0	0	0	0	0	0	0	0	0	0	0	0	0	0	0	W	27-17	
12/25	Raiders	P	0	0	0	0.0	0.0	0	0	0	0	0	0	0	0	0	0	0	0	0	0	0	0	0	0	0	0	0	0	0	L	14-20	
12/31	Bengals	P	0	0	0	0.0	0.0	0	0	0	0	0	0	0	0	0	0	0	0	0	0	0	0	0	0	0	0	0	0	0	W	25-17	
01/07	at Chargers	S	12	11	1	0.0	0.0	0	0	0	0	0	0	0	0	0	0	0	0	0	0	0	0	0	0	0	0	0	0	0	W	13-12	
2023 TOTALS		17-1	12	11	1	0.0	0.0	0	0	0	0	0	0	0	0	0	0	0	0	0	0	0	0	0	0	0	0	0	0	0	0	0	11-6

2023 GAME-BY-GAME POSTSEASON STATISTICS (CHIEFS)

DATE	OPPONENT	P/S	TACKLES							INTERCEPTIONS					O. FUMB				ST				MISC		W/L	SCORE							
			TK	S	A	SK	YDS	TFL	YDS	QBH	NO	YDS	LG	TD	PD	FF	FR	TD	YDS	TK	S	A	FF	FR			S	A					
01/13	Dolphins	P	0	0	0	0.0	0.0	0	0	0	0	0	0	0	0	0	0	0	0	0	0	0	0	0	0	0	0	0	0	0	0	W	26-7
01/21	at Bills																														W	27-24	
01/28	at Ravens																														W	17-10	
02/11	49ers																														W	25-22+	
2023 TOTALS		1-0	0	0	0	0.0	0.0	0	0	0	0	0	0	0	0	0	0	0	0	0	0	0	0	0	0	0	0	0	0	0	0	4-0	

+ - Overtime






CHRIS JONES

DEFENSIVE TACKLE #95

MISSISSIPPI STATE



9TH YEAR IN THE NFL

9TH YEAR WITH THE CHIEFS

HEIGHT: 6'6"
WEIGHT: 310 LBS
DRAFTED: D2-16
BIRTHDAY: 7/3/94

- Jones enters his ninth season with the Chiefs in 2024.
- Originally entered the NFL as a second-round pick (37th overall) by the Kansas City Chiefs in the 2016 NFL Draft.

Career Highlights:

- Tied with DE George Karlaftis to lead the defense in sacks for sixth-consecutive season with 10.5 sacks (-71.5 yards). Led the team in sacks with 15.5 sacks (-105.5 yards) in 2022, tying his career-high set in 2018. Recorded double-digit sacks in back-to-back seasons (15.5, 2022; 10.5, 2023). It was his third season with double-digit sacks (2023, 2022 and 2018).
- Jones and Karlaftis led the defense to 57.0 sacks in 2023, the second-most sacks by a defensive unit in Chiefs history.
- Jones has tallied 75.5 career sacks (-528.5 yards), which is the second-most in the NFL amongst DTs since entering the league in 2016 and the eighth-most amongst all defenders since 2016.
- Jones' 75.5 sacks are the fifth-most sacks in franchise history since sacks became an official stat in 1982. His 528.5 sack yards are the third-most in franchise history.
- Established a single-game career-high with 3.5 sacks (-20.0 yards) of Dallas QB Dak Prescott in Week 11 (11/21/21), including sacks on back-to-back plays in the second quarter with a forced fumble on the second of the two sacks. In addition to a single-game career-high, it marked the club's first time having a player record 3.5 or more sacks in a game since OLB Dee Ford recorded 3.5 sacks at Indianapolis on Oct. 30, 2016. It tied for the ninth-best single-game sack performance in team history. For Jones, it marked his 11th-career multi-sack performance and his first multi-sack game since recording 2.0 sacks vs. Cleveland (9/12/21) to open the 2021 season.
- In 2018, he recorded at least one sack in 11-consecutive games becoming the first player to do so in NFL history.
- Logged a career-high 15.5 sacks during the 2018 season, leading the Chiefs defense and ranking third in the NFL.

Postseason Career Highlights:

- Is one of six players to have been on the active roster for all three of the club's Super Bowl victories over the past five years (LV, LVII and LVIII). He is joined by G Nick Allegretti, K Harrison Butker, TE Travis Kelce, QB Patrick Mahomes and LS James Winchester.
- Helped propel the Chiefs to their third Super Bowl title in five years (LV, LVII and LVIII) with six quarterback pressures, two passes defended and .5 sacks in the 2023 postseason.
- Recorded his first postseason sack in the 2022 AFC Championship Game against the Cincinnati Bengals. He sacked Bengals QB Joe Burrow twice.

Honors:

- Selected to the Pro Bowl following the 2019, 2020, 2021, 2022 and 2023 seasons.
- Named an AP All-Pro following the 2023 (first-team), 2022 (first-team), 2018 (second-team), 2020 (second-team) and 2021 (second-team) seasons.
- Received PFWA All-AFC Team honors in 2018, 2019, 2020 and 2021.
- Received PFW/PFWA All-NFL Team honors following the 2022 and 2023 seasons.
- Received TSN All-NFL Team honors in 2020 and 2021.
- Was voted by teammates as a defensive team captain prior to the club's 2022 and 2023 playoff campaigns.
- 2022 AFC Defensive Player of the Year Award (101 Awards).
- 2021 Week 11 AFC Defensive Player of the Week.
- November 2018 AFC Player of the Month.
- 2017 Week 2 AFC Defensive Player of the Week.
- 2016 PFW All-Rookie Team.

Transactions:

Re-signed with the Chiefs (3/10/24) ... Re-signed with the Chiefs (9/12/23) ... Re-signed with the Chiefs (7/15/20) ... Originally entered the NFL as a second-round pick (37th overall) by the Kansas City Chiefs in the 2016 NFL Draft.

COLLEGE

Appeared in 39 games (16 starts) ... Totaled 102 tackles, including 18.0 tackles for loss and 8.5 sacks ... Tallied nine passes defended ... Named second-team All-American by Pro Football Focus in 2015.

PERSONAL

- Attended Houston High School.
- Rated by ESPN.com as the number six defensive end in the country his senior year.
- As a senior, led the team in tackles with 160 and recorded 14.0 sacks, 10 pass deflections, two fumble recoveries and a 74-yard



interception return for a touchdown.

- 🏈 Five-year letterman for his high school varsity basketball team.
- 🏈 Named to the Mississippi North/South All-Star Basketball Game for 2011.
- 🏈 Majored in communication at Mississippi State.
- 🏈 Hometown: Houston, Miss.

CHRIS JONES' NFL REGULAR SEASON DEFENSIVE STATISTICS

DATE	TEAM	GP	GS	TACKLES							INTERCEPTIONS					O. FUMB				ST				MISC							
				TK	S	A	TFL	YDS	SK	YDS	QBH	NO	YDS	LG	TD	PD	FF	FR	TD	YDS	TK	S	A	FF	FR	S	A				
2016	Chiefs	16	11	28	17	11	5	26	2.0	19.0	10	0	0	0	0	4	0	0	0	0	0	0	0	0	0	0	0	0	0	0	0
2017	Chiefs	16	7	32	22	10	5	24	6.5	42.0	13	1	-3	0	0	7	4	0	0	0	0	0	0	0	0	0	0	0	0	0	
2018	Chiefs	16	11	40	35	5	19	112	15.5	122.0	29	1	20	20t	1	5	2	0	0	0	0	0	0	0	0	0	0	0	0	0	
2019	Chiefs	13	12	36	23	13	8	63	9.0	75.0	20	0	0	0	0	4	1	1	0	12	0	0	0	0	0	0	0	0	0	0	
2020	Chiefs	15	14	36	23	13	3	17	7.5	28.0	28	0	0	0	0	4	2	0	0	0	0	0	0	0	0	0	0	0	0	0	
2021	Chiefs	14	14	27	18	9	8	53	9.0	65.5	17	0	0	0	0	5	1	1	0	-2	0	0	0	0	0	0	0	0	0	0	
2022	Chiefs	17	17	44	30	14	17	94	15.5	105.5	29	0	0	0	0	4	2	1	0	2	0	0	0	0	0	0	0	0	0	0	
2023	Chiefs	16	16	30	20	10	13	75	10.5	71.5	29	0	0	0	0	4	0	0	0	0	0	0	0	0	0	0	0	0	0	0	
NFL TOTALS		123	102	273	188	85	78	464	75.5	528.5	175	2	17	20T	1	37	12	3	0	12	0	0	0	0	0	0	0	0	0	0	

CHRIS JONES' NFL POSTSEASON DEFENSIVE STATISTICS

DATE	TEAM	GP	GS	TACKLES							INTERCEPTIONS					O. FUMB				ST				MISC						
				TK	S	A	TFL	YDS	SK	YDS	QBH	NO	YDS	LG	TD	PD	FF	FR	TD	YDS	TK	S	A	FF	FR	S	A			
2016	Chiefs	1	1	2	1	1	0	0	0.0	0.0	0	0	0	0	0	2	0	0	0	0	0	0	0	0	0	0	0	0	0	0
2017	Chiefs	1	1	2	1	1	0	0	0.0	0.0	0	0	0	0	0	0	0	0	0	0	0	0	0	0	0	0	0	0	0	0
2018	Chiefs	2	1	0	0	0	0	0	0.0	0.0	1	0	0	0	0	4	0	0	0	0	0	0	0	0	0	0	0	0	0	0
2019	Chiefs	2	1	3	1	2	0	0	0.0	0.0	1	0	0	0	0	3	0	0	0	0	0	0	0	0	0	0	0	0	0	0
2020	Chiefs	3	3	9	4	5	0	0	0.0	0.0	2	0	0	0	0	0	0	0	0	0	0	0	0	0	0	0	0	0	0	0
2021	Chiefs	3	3	6	4	2	2	7	0.0	0.0	0	0	0	0	0	0	0	0	0	0	0	0	0	0	0	0	0	0	0	0
2022	Chiefs	3	3	8	6	2	3	16	2.0	13.0	6	0	0	0	0	0	0	0	0	0	0	0	0	0	0	0	0	0	0	0
2023	Chiefs	4	4	8	4	4	0	0	0.5	2.0	6	0	0	0	0	2	1	0	0	0	0	0	0	0	0	0	0	0	0	0
NFL TOTALS		19	17	38	21	17	5	23	2.5	15.0	16	0	0	0	0	11	1	0	0	0	0	0	0	0	0	0	0	0	0	0

SINGLE-GAME HIGHS: DEFENSIVE

Total Tackles	8 at Tennessee, Nov 10, 2019 6 at L.A. Rams, Nov 19, 2018 5 vs. Philadelphia, Nov 20, 2023 5 at Las Vegas, Jan 07, 2023 5 at Cincinnati, Dec 04, 2022 ...7 more at 5.	Tackles For Loss	4 vs. Philadelphia, Nov 20, 2023 3 at L.A. Chargers, Nov 20, 2022 3 vs. L.A. Chargers, Sep 15, 2022 3 at L.A. Rams, Nov 19, 2018 2 at Las Vegas, Jan 07, 2023 ...9 more at 2.
Solo Tackles	6 at L.A. Rams, Nov 19, 2018 5 vs. Philadelphia, Nov 20, 2023 5 at L.A. Chargers, Nov 20, 2022 4 at Denver, Dec 11, 2022 4 at Cincinnati, Jan 02, 2022 ...6 more at 4.	Interceptions	1 vs. Jacksonville, Oct 07, 2018 1 vs. Philadelphia, Sep 17, 2017
Sacks	3.5 vs. Dallas, Nov 21, 2021 3.0 vs. Philadelphia, Sep 17, 2017 2.5 at Las Vegas, Jan 07, 2023 2.5 vs. L.A. Chargers, Dec 13, 2018 2.0 vs. Philadelphia, Nov 20, 2023 ...9 more at 2.0.	Interception Return Yards	20 vs. Jacksonville, Oct 07, 2018
Passes Defensed	2 vs. Denver, Dec 05, 2021 2 at Las Vegas, Nov 14, 2021 2 at L.A. Chargers, Nov 18, 2019 ...3 more at 2.	Safeties	1 at Miami, Dec 13, 2020
Forced Fumbles	2 at Baltimore, Sep 28, 2020 2 vs. Philadelphia, Sep 17, 2017 1 at San Francisco, Oct 23, 2022 1 at Arizona, Sep 11, 2022 ...6 more at 1.	Longest Opp Fumble Return	12 at Detroit, Sep 29, 2019 2 at Tampa Bay, Oct 02, 2022
Fumble Recoveries	1 vs. Dallas, Nov 21, 2021 1 at Detroit, Sep 29, 2019		



SINGLE-GAME HIGHS - POSTSEASON: DEFENSIVE

Total Tackles 5 at Tampa Bay, Feb 07, 2021
 4 vs. San Francisco, Feb 11, 2024
 4 vs. Cincinnati, Jan 29, 2023
 3 at Buffalo, Jan 21, 2024
 3 at Philadelphia, Feb 12, 2023
 ...2 more at 3.

Solo Tackles 3 vs. Cincinnati, Jan 29, 2023
 3 at Tampa Bay, Feb 07, 2021
 2 vs. San Francisco, Feb 11, 2024
 2 at Buffalo, Jan 21, 2024
 ...2 more at 2.

Sacks 2.0 vs. Cincinnati, Jan 29, 2023
 0.5 vs. Miami, Jan 13, 2024

Passes Defensed 3 vs. San Francisco, Feb 02, 2020
 3 vs. Indianapolis, Jan 12, 2019
 2 vs. Pittsburgh, Jan 15, 2017
 1 at Baltimore, Jan 28, 2024
 1 at Buffalo, Jan 21, 2024
 ...1 more at 1.

Forced Fumbles 1 at Buffalo, Jan 21, 2024
Tackles For Loss 3 vs. Cincinnati, Jan 29, 2023
 1 vs. Buffalo, Jan 23, 2022
 1 vs. Pittsburgh, Jan 16, 2022

2016 GAME-BY-GAME REGULAR-SEASON STATISTICS (CHIEFS)

DATE	OPPONENT	P/S	TACKLES							INTERCEPTIONS				O. FUMB				ST				MISC		W/L	SCORE							
			TK	S	A	SK	YDS	TFL	YDS	QBH	NO	YDS	LG	TD	PD	FF	FR	TD	YDS	TK	S	A	FF			FR	S	A				
09/11	Chargers	P	0	0	0	0.0	0.0	0	0	0	0	0	0	0	0	0	0	0	0	0	0	0	0	0	0	0	W	33-27+				
09/18	at Texans	P	2	0	2	0.0	0.0	0	0	0	0	0	0	0	0	0	0	0	0	0	0	0	0	0	0	0	L	12-19				
09/25	Jets	P	1	0	1	0.0	0.0	0	0	0	0	0	0	0	0	0	0	0	0	0	0	0	0	0	0	W	24-3					
10/02	at Steelers	P	2	0	2	0.0	0.0	0	0	0	0	0	0	0	0	0	0	0	0	0	0	0	0	0	0	L	14-43					
10/16	at Raiders	P	2	1	1	0.0	0.0	1	3	0	0	0	0	0	0	0	0	0	0	0	0	0	0	0	0	W	26-10					
10/23	Saints	S	2	0	2	0.0	0.0	0	0	0	0	0	0	0	0	0	0	0	0	0	0	0	0	0	0	W	27-21					
10/30	at Colts	S	1	1	0	1.0	7.0	1	7	2	0	0	0	0	0	0	0	0	0	0	0	0	0	0	0	W	30-14					
11/06	Jaguars	S	2	1	1	0.0	0.0	0	0	0	0	0	0	0	0	0	0	0	0	0	0	0	0	0	0	W	19-14					
11/13	at Panthers	S	3	3	0	1.0	12.0	1	12	1	0	0	0	0	0	0	0	0	0	0	0	0	0	0	0	W	20-17					
11/20	Buccaneers	S	1	1	0	0.0	0.0	0	0	2	0	0	0	0	0	1	0	0	0	0	0	0	0	0	0	L	17-19					
11/27	at Broncos	S	1	1	0	0.0	0.0	1	1	0	0	0	0	0	0	1	0	0	0	0	0	0	0	0	0	W	30-27+					
12/04	at Falcons	S	0	0	0	0.0	0.0	0	0	2	0	0	0	0	0	0	0	0	0	0	0	0	0	0	0	W	29-28					
12/08	Raiders	S	5	3	2	0.0	0.0	0	0	1	0	0	0	0	0	0	0	0	0	0	0	0	0	0	0	W	21-13					
12/18	Titans	S	1	1	0	0.0	0.0	0	0	1	0	0	0	0	0	0	0	0	0	0	0	0	0	0	0	L	17-19					
12/25	Broncos	S	1	1	0	0.0	0.0	0	0	1	0	0	0	0	0	2	0	0	0	0	0	0	0	0	0	W	33-10					
01/01	at Chargers	S	4	4	0	0.0	0.0	1	3	0	0	0	0	0	0	0	0	0	0	0	0	0	0	0	0	W	37-27					
2016 TOTALS			16-11	28	17	11	2.0	19.0	5	26	10	0	0	0	0	4	0	0	0	0	0	0	0	0	0	0	0	0	0	0	0	12-4

+ - Overtime

2017 GAME-BY-GAME REGULAR-SEASON STATISTICS (CHIEFS)

DATE	OPPONENT	P/S	TACKLES							INTERCEPTIONS				O. FUMB				ST				MISC		W/L	SCORE							
			TK	S	A	SK	YDS	TFL	YDS	QBH	NO	YDS	LG	TD	PD	FF	FR	TD	YDS	TK	S	A	FF			FR	S	A				
09/07	at Patriots	S	0	0	0	0.0	0.0	0	0	0	0	0	0	0	0	0	0	0	0	0	0	0	0	0	0	0	W	42-27				
09/17	Eagles	P	4	4	0	3.0	13.0	1	5	2	1	-3	-3	0	1	2	0	0	0	0	0	0	0	0	0	0	W	27-20				
09/24	at Chargers	P	3	2	1	0.0	0.0	1	0	2	0	0	0	0	0	0	0	0	0	0	0	0	0	0	0	W	24-10					
10/02	Redskins	S	2	1	1	0.0	0.0	0	0	0	0	0	0	0	0	0	0	0	0	0	0	0	0	0	0	W	29-20					
10/08	at Texans	S	2	1	1	0.5	3.0	0	0	2	0	0	0	0	0	0	1	0	0	0	0	0	0	0	0	W	42-34					
10/15	Steelers	P	1	0	1	0.0	0.0	0	0	1	0	0	0	0	0	0	0	0	0	0	0	0	0	0	0	L	13-19					
10/19	at Raiders	P	2	2	0	0.0	0.0	0	0	0	0	0	0	0	0	1	0	0	0	0	0	0	0	0	0	L	30-31					
10/30	Broncos	P	3	1	2	0.0	0.0	0	0	1	0	0	0	0	0	0	0	0	0	0	0	0	0	0	0	W	29-19					
11/05	at Cowboys	P	1	0	1	0.0	0.0	0	0	0	0	0	0	0	0	2	0	0	0	0	0	0	0	0	0	L	17-28					
11/19	at Giants	S	4	2	2	0.0	0.0	0	0	0	0	0	0	0	0	1	0	0	0	0	0	0	0	0	0	L	9-12+					
11/26	Bills	S	1	1	0	0.0	0.0	0	0	0	0	0	0	0	0	1	0	0	0	0	0	0	0	0	0	L	10-16					
12/03	at Jets	S	2	1	1	0.0	0.0	0	0	0	0	0	0	0	0	0	0	0	0	0	0	0	0	0	0	L	31-38					
12/10	Raiders	P	2	2	0	1.0	7.0	2	10	2	0	0	0	0	0	0	0	0	0	0	0	0	0	0	0	W	26-15					
12/16	Chargers	P	2	2	0	1.0	9.0	1	9	2	0	0	0	0	0	0	0	0	0	0	0	0	0	0	0	W	30-13					
12/24	Dolphins	S	1	1	0	0.0	0.0	0	0	0	0	0	0	0	0	1	0	0	0	0	0	0	0	0	0	W	29-13					
12/31	at Broncos	P	2	2	0	1.0	10.0	0	0	1	0	0	0	0	0	1	0	0	0	0	0	0	0	0	0	W	27-24					
2017 TOTALS			16-7	32	22	10	6.5	42.0	5	24	13	1	-3	-3	0	7	4	0	0	0	0	0	0	0	0	0	0	0	0	0	0	10-6

+ - Overtime



2018 GAME-BY-GAME REGULAR-SEASON STATISTICS (CHIEFS)

DATE	OPPONENT	P/S	TACKLES							INTERCEPTIONS					O. FUMB				ST				MISC		W/L	SCORE					
			TK	S	A	SK	YDS	TFL	YDS	QBH	NO	YDS	LG	TD	PD	FF	FR	TD	YDS	TK	S	A	FF	FR			S	A			
09/09	at Chargers	S	3	3	0	0.0	0.0	1	2	1	0	0	0	0	0	0	0	0	0	0	0	0	0	0	0	0	W	38-28			
09/16	at Steelers	S	1	1	0	0.0	0.0	1	3	0	0	0	0	0	0	0	0	0	0	0	0	0	0	0	0	W	42-37				
09/23	49ers	S	3	3	0	0.0	0.0	1	8	0	0	0	0	0	0	0	0	0	0	0	0	0	0	0	0	W	38-27				
10/01	at Broncos	S	0	0	0	0.0	0.0	0	0	2	0	0	0	0	0	0	0	0	0	0	0	0	0	0	0	W	27-23				
10/07	Jaguars	S	1	1	0	1.0	6.0	1	6	1	1	20	20	1	1	0	0	0	0	0	0	0	0	0	0	W	30-14				
10/14	at Patriots	P	2	1	1	1.0	6.0	0	0	0	0	0	0	0	0	1	0	0	0	0	0	0	0	0	0	L	40-43				
10/21	Bengals	S	3	3	0	1.0	11.0	2	12	1	0	0	0	0	0	0	0	0	0	0	0	0	0	0	0	W	45-10				
10/28	Broncos	S	1	1	0	1.0	10.0	1	10	2	0	0	0	0	0	0	0	0	0	0	0	0	0	0	0	W	30-23				
11/04	at Browns	P	3	3	0	1.0	13.0	2	14	1	0	0	0	0	0	0	0	0	0	0	0	0	0	0	0	W	37-21				
11/11	Cardinals	S	3	2	1	2.0	21.0	1	7	3	0	0	0	0	2	1	0	0	0	0	0	0	0	0	0	W	26-14				
11/19	at Rams	S	6	6	0	2.0	13.0	3	14	4	0	0	0	0	1	0	0	0	0	0	0	0	0	0	0	L	51-54				
12/02	at Raiders	S	5	4	1	1.5	8.0	1	6	2	0	0	0	0	0	0	0	0	0	0	0	0	0	0	0	W	40-33				
12/09	Ravens	P	3	3	0	1.0	7.0	1	7	1	0	0	0	0	0	0	0	0	0	0	0	0	0	0	0	W	27-24+				
12/13	Chargers	S	3	2	1	2.5	15.5	2	13	8	0	0	0	0	1	0	0	0	0	0	0	0	0	0	0	L	28-29				
12/23	at Seahawks	P	3	2	1	1.5	11.5	2	10	3	0	0	0	0	0	0	0	0	0	0	0	0	0	0	0	L	31-38				
12/30	Raiders	P	0	0	0	0.0	0.0	0	0	0	0	0	0	0	0	0	0	0	0	0	0	0	0	0	0	W	35-3				
2018 TOTALS			16-11	40	35	5	15.5	122.0	19	112	29	1	20	20T	1	5	2	0	0	0	0	0	0	0	0	0	0	0	0	0	12-4

+ - Overtime

2019 GAME-BY-GAME REGULAR-SEASON STATISTICS (CHIEFS)

DATE	OPPONENT	P/S	TACKLES							INTERCEPTIONS					O. FUMB				ST				MISC		W/L	SCORE					
			TK	S	A	SK	YDS	TFL	YDS	QBH	NO	YDS	LG	TD	PD	FF	FR	TD	YDS	TK	S	A	FF	FR			S	A			
09/08	at Jaguars	S	1	1	0	0.0	0.0	0	0	1	0	0	0	0	0	0	0	0	0	0	0	0	0	0	0	0	W	40-26			
09/15	at Raiders	S	5	3	2	1.0	6.0	1	6	3	0	0	0	0	1	0	0	0	0	0	0	0	0	0	0	0	W	28-10			
09/22	Ravens	S	2	1	1	0.0	0.0	0	0	0	0	0	0	0	0	0	0	0	0	0	0	0	0	0	0	0	W	33-28			
09/29	at Lions	S	2	2	0	1.0	10.0	1	10	1	0	0	0	0	0	0	1	0	0	12	0	0	0	0	0	0	W	34-30			
10/06	Colts	S	1	1	0	0.0	0.0	0	0	2	0	0	0	0	0	0	0	0	0	0	0	0	0	0	0	L	13-19				
10/13	Texans																									L	24-31				
10/17	at Broncos																									W	30-6				
10/27	Packers																									L	24-31				
11/03	Vikings	P	3	2	1	1.0	8.0	1	8	2	0	0	0	0	0	0	0	0	0	0	0	0	0	0	0	0	W	26-23			
11/10	at Titans	S	8	4	4	2.0	19.0	1	7	2	0	0	0	0	0	1	0	0	0	0	0	0	0	0	0	0	L	32-35			
11/18	at Chargers	S	0	0	0	0.0	0.0	0	0	1	0	0	0	0	2	0	0	0	0	0	0	0	0	0	0	0	W	24-17			
12/01	Raiders	S	5	2	3	1.0	2.0	1	2	1	0	0	0	0	1	0	0	0	0	0	0	0	0	0	0	0	W	40-9			
12/08	at Patriots	S	3	2	1	1.0	10.0	1	10	1	0	0	0	0	0	0	0	0	0	0	0	0	0	0	0	0	W	23-16			
12/15	Broncos	S	1	1	0	0.0	0.0	0	0	3	0	0	0	0	0	0	0	0	0	0	0	0	0	0	0	0	W	23-3			
12/22	at Bears	S	3	3	0	1.0	13.0	1	13	1	0	0	0	0	0	0	0	0	0	0	0	0	0	0	0	0	W	26-3			
12/29	Chargers	S	2	1	1	1.0	7.0	1	7	2	0	0	0	0	0	0	0	0	0	0	0	0	0	0	0	0	W	31-21			
2019 TOTALS			13-12	36	23	13	9.0	75.0	8	63	20	0	0	0	0	4	1	1	0	12	0	0	0	0	0	0	0	0	0	0	12-4

2020 GAME-BY-GAME REGULAR-SEASON STATISTICS (CHIEFS)

DATE	OPPONENT	P/S	TACKLES							INTERCEPTIONS					O. FUMB				ST				MISC		W/L	SCORE					
			TK	S	A	SK	YDS	TFL	YDS	QBH	NO	YDS	LG	TD	PD	FF	FR	TD	YDS	TK	S	A	FF	FR			S	A			
09/10	Texans	S	4	3	1	1.5	2.0	0	0	2	0	0	0	0	0	0	0	0	0	0	0	0	0	0	0	0	W	34-20			
09/20	at Chargers	S	3	2	1	0.0	0.0	0	0	2	0	0	0	0	0	0	0	0	0	0	0	0	0	0	0	0	W	23-20+			
09/28	at Ravens	S	5	3	2	2.0	9.0	0	0	2	0	0	0	0	0	2	0	0	0	0	0	0	0	0	0	0	W	34-20			
10/05	Patriots																										W	26-10			
10/11	Raiders	S	4	3	1	0.0	0.0	0	0	1	0	0	0	0	1	0	0	0	0	0	0	0	0	0	0	0	L	32-40			
10/19	at Bills	S	2	0	2	0.0	0.0	0	0	0	0	0	0	0	0	0	0	0	0	0	0	0	0	0	0	0	W	26-17			
10/25	at Broncos	S	3	1	2	1.0	8.0	1	8	2	0	0	0	0	0	0	0	0	0	0	0	0	0	0	0	0	W	43-16			
11/01	Jets	S	1	1	0	0.0	0.0	0	0	3	0	0	0	0	0	0	0	0	0	0	0	0	0	0	0	0	W	35-9			
11/08	Panthers	S	2	1	1	1.0	0.0	0	0	5	0	0	0	0	0	0	0	0	0	0	0	0	0	0	0	0	W	33-31			
11/22	at Raiders	S	4	3	1	0.0	0.0	0	0	1	0	0	0	0	0	0	0	0	0	0	0	0	0	0	0	0	W	35-31			
11/29	at Buccaneers	S	0	0	0	0.0	0.0	0	0	2	0	0	0	0	0	0	0	0	0	0	0	0	0	0	0	0	W	27-24			
12/06	Broncos	S	3	1	2	0.0	0.0	0	0	1	0	0	0	0	1	0	0	0	0	0	0	0	0	0	0	0	W	22-16			
12/13	at Dolphins	S	4	4	0	1.0	6.0	1	6	1	0	0	0	0	1	0	0	0	0	0	0	0	0	0	0	0	W	33-27			
12/20	at Saints	S	0	0	0	0.0	0.0	0	0	2	0	0	0	0	0	0	0	0	0	0	0	0	0	0	0	0	W	32-29			
12/27	Falcons	S	1	1	0	1.0	3.0	1	3	4	0	0	0	0	1	0	0	0	0	0	0	0	0	0	0	0	W	17-14			
01/03	Chargers	P	0	0	0	0.0	0.0	0	0	0	0	0	0	0	0	0	0	0	0	0	0	0	0	0	0	L	21-38				
2020 TOTALS			15-14	36	23	13	7.5	28.0	3	17	28	0	0	0	0	4	2	0	0	0	0	0	0	0	0	0	0	0	0	0	14-2

+ - Overtime



2021 GAME-BY-GAME REGULAR-SEASON STATISTICS (CHIEFS)

DATE	OPPONENT	P/S	TACKLES							INTERCEPTIONS					O. FUMB			ST			MISC		W/L	SCORE				
			TK	S	A	SK	YDS	TFL	YDS	QBH	NO	YDS	LG	TD	PD	FF	FR	TD	YDS	TK	S	A			FF	FR	S	A
09/12	Browns	S	3	3	0	2.0	17.0	2	17	2	0	0	0	0	0	0	0	0	0	0	0	0	0	0	0	0	W	33-29
09/19	at Ravens	S	2	1	1	0.0	0.0	0	0	0	0	0	0	0	0	0	0	0	0	0	0	0	0	0	0	L	35-36	
09/26	Chargers	S	2	1	1	0.0	0.0	1	1	1	0	0	0	0	0	0	0	0	0	0	0	0	0	0	0	L	24-30	
10/03	at Eagles	S	0	0	0	0.0	0.0	0	0	1	0	0	0	0	0	0	0	0	0	0	0	0	0	0	0	W	42-30	
10/10	Bills										INACTIVE															L	20-38	
10/17	at Football Team										INACTIVE															W	31-13	
10/24	at Titans	S	1	0	1	0.0	0.0	0	0	0	0	0	0	0	0	0	0	0	0	0	0	0	0	0	0	L	3-27	
11/01	Giants	S	2	2	0	1.0	8.0	1	8	2	0	0	0	0	0	0	0	0	0	0	0	0	0	0	0	W	20-17	
11/07	Packers	S	2	1	1	0.0	0.0	0	0	2	0	0	0	0	0	0	0	0	0	0	0	0	0	0	0	W	13-7	
11/14	at Raiders	S	0	0	0	0.0	0.0	0	0	1	0	0	0	0	0	2	0	0	0	0	0	0	0	0	0	W	41-14	
11/21	Cowboys	S	5	4	1	3.5	20.0	2	10	3	0	0	0	0	1	1	1	0	-2	0	0	0	0	0	0	W	19-9	
12/05	Broncos	S	2	0	2	0.0	0.0	0	0	1	0	0	0	0	2	0	0	0	0	0	0	0	0	0	0	W	22-9	
12/12	Raiders	S	1	0	1	0.5	3.5	0	0	1	0	0	0	0	0	0	0	0	0	0	0	0	0	0	0	W	48-9	
12/16	at Chargers										RESERVE/COVID-19															W	34-28+	
12/26	Steelers	S	3	2	1	0.0	0.0	0	0	0	0	0	0	0	0	0	0	0	0	0	0	0	0	0	0	W	36-10	
01/02	at Bengals	S	4	4	0	2.0	17.0	2	17	3	0	0	0	0	0	0	0	0	0	0	0	0	0	0	0	L	31-34	
01/08	at Broncos	S	0	0	0	0.0	0.0	0	0	0	0	0	0	0	0	0	0	0	0	0	0	0	0	0	0	W	28-24	
2021 TOTALS			14-14	27	18	9	9.0	65.5	8	53	17	0	0	0	0	5	1	1	0	-2	0	0	0	0	0	0	0	12-5

+ - Overtime

2022 GAME-BY-GAME REGULAR-SEASON STATISTICS (CHIEFS)

DATE	OPPONENT	P/S	TACKLES							INTERCEPTIONS					O. FUMB			ST			MISC		W/L	SCORE			
			TK	S	A	SK	YDS	TFL	YDS	QBH	NO	YDS	LG	TD	PD	FF	FR	TD	YDS	TK	S	A			FF	FR	S
09/11	at Cardinals	S	1	1	0	0.0	0.0	0	0	0	0	0	0	0	1	1	0	0	0	0	0	0	0	0	0	W	44-21
09/15	Chargers	S	3	3	0	2.0	8.0	3	8	2	0	0	0	0	1	0	0	0	0	0	0	0	0	0	0	W	27-24
09/25	at Colts	S	2	1	1	0.0	0.0	1	0	1	0	0	0	0	0	0	0	0	0	0	0	0	0	0	0	L	17-20
10/02	at Buccaneers	S	1	1	0	0.0	0.0	0	0	1	0	0	0	0	0	0	1	0	2	0	0	0	0	0	0	W	41-31
10/10	Raiders	S	0	0	0	0.0	0.0	0	0	2	0	0	0	0	0	0	0	0	0	0	0	0	0	0	0	W	30-29
10/16	Bills	S	3	2	1	1.0	11.0	1	11	1	0	0	0	0	1	0	0	0	0	0	0	0	0	0	0	L	20-24
10/23	at 49ers	S	3	2	1	2.0	13.0	1	8	1	0	0	0	0	0	1	0	0	0	0	0	0	0	0	0	W	44-23
11/06	Titans	S	2	0	2	0.5	2.5	0	0	1	0	0	0	0	0	0	0	0	0	0	0	0	0	0	0	W	20-17+
11/13	Jaguars	S	2	1	1	1.5	12.5	1	8	2	0	0	0	0	0	0	0	0	0	0	0	0	0	0	0	W	27-17
11/20	at Chargers	S	5	5	0	2.0	7.0	3	9	4	0	0	0	0	0	0	0	0	0	0	0	0	0	0	0	W	30-27
11/27	Rams	S	1	1	0	1.0	9.0	1	9	1	0	0	0	0	0	0	0	0	0	0	0	0	0	0	0	W	26-10
12/04	at Bengals	S	5	1	4	0.0	0.0	0	0	0	0	0	0	0	0	0	0	0	0	0	0	0	0	0	0	L	24-27
12/11	at Broncos	S	4	4	0	1.0	8.0	1	8	2	0	0	0	0	1	0	0	0	0	0	0	0	0	0	0	W	34-28
12/18	at Texans	S	0	0	0	0.0	0.0	0	0	0	0	0	0	0	0	0	0	0	0	0	0	0	0	0	0	W	30-24+
12/24	Seahawks	S	4	2	2	1.0	6.0	2	8	4	0	0	0	0	0	0	0	0	0	0	0	0	0	0	0	W	24-10
01/01	Broncos	S	3	3	0	1.0	9.0	1	9	1	0	0	0	0	0	0	0	0	0	0	0	0	0	0	0	W	27-24
01/07	at Raiders	S	5	3	2	2.5	19.5	2	16	6	0	0	0	0	0	0	0	0	0	0	0	0	0	0	0	W	31-13
2022 TOTALS			17-17	44	30	14	15.5	105.5	17	94	29	0	0	0	0	4	2	1	0	2	0	0	0	0	0	0	14-3

+ - Overtime

2023 GAME-BY-GAME REGULAR-SEASON STATISTICS (CHIEFS)

DATE	OPPONENT	P/S	TACKLES							INTERCEPTIONS					O. FUMB			ST			MISC		W/L	SCORE				
			TK	S	A	SK	YDS	TFL	YDS	QBH	NO	YDS	LG	TD	PD	FF	FR	TD	YDS	TK	S	A			FF	FR	S	A
09/07	Lions										RESERVE/DID NOT REPORT															L	20-21	
09/17	at Jaguars	S	2	1	1	1.5	6.0	1	5	2	0	0	0	0	1	0	0	0	0	0	0	0	0	0	0	0	W	17-9
09/24	Bears	S	1	1	0	1.0	8.0	1	8	1	0	0	0	0	0	0	0	0	0	0	0	0	0	0	0	W	41-10	
10/01	at Jets	S	3	2	1	1.0	7.0	1	7	2	0	0	0	0	0	0	0	0	0	0	0	0	0	0	0	W	23-20	
10/08	at Vikings	S	2	1	1	1.0	7.0	1	7	3	0	0	0	0	1	0	0	0	0	0	0	0	0	0	0	W	27-20	
10/12	Broncos	S	4	2	2	1.0	3.5	0	0	3	0	0	0	0	1	0	0	0	0	0	0	0	0	0	0	W	19-8	
10/22	Chargers	S	0	0	0	0.0	0.0	0	0	1	0	0	0	0	0	0	0	0	0	0	0	0	0	0	0	W	31-17	
10/29	at Broncos	S	4	2	2	0.0	0.0	1	3	0	0	0	0	0	0	0	0	0	0	0	0	0	0	0	0	L	9-24	
11/05	Dolphins	S	1	0	1	0.0	0.0	0	0	1	0	0	0	0	0	0	0	0	0	0	0	0	0	0	0	W	21-14	
11/20	Eagles	S	5	5	0	2.0	10.0	4	13	2	0	0	0	0	0	0	0	0	0	0	0	0	0	0	0	L	17-21	
11/26	at Raiders	S	2	1	1	0.0	0.0	0	0	0	0	0	0	0	0	0	0	0	0	0	0	0	0	0	0	W	31-17	
12/03	at Packers	S	0	0	0	0.0	0.0	0	0	2	0	0	0	0	0	0	0	0	0	0	0	0	0	0	0	L	19-27	
12/10	Bills	S	0	0	0	0.0	0.0	0	0	3	0	0	0	0	0	0	0	0	0	0	0	0	0	0	0	L	17-20	
12/17	at Patriots	S	2	2	0	0.0	0.0	1	2	0	0	0	0	0	1	0	0	0	0	0	0	0	0	0	0	W	27-17	
12/25	Raiders	S	2	1	1	1.0	8.0	1	8	3	0	0	0	0	0	0	0	0	0	0	0	0	0	0	0	L	14-20	
12/31	Bengals	S	1	1	0	1.0	11.0	1	11	2	0	0	0	0	0	0	0	0	0	0	0	0	0	0	0	W	25-17	
01/07	at Chargers	S	1	1	0	1.0	11.0	1	11	4	0	0	0	0	0	0	0	0	0	0	0	0	0	0	0	W	13-12	
2023 TOTALS			16-16	30	20	10	10.5	71.5	13	75	29	0	0	0	0	4	0	0	0	0	0	0	0	0	0	0	11-6	

2016 GAME-BY-GAME POSTSEASON STATISTICS (CHIEFS)

DATE	OPPONENT	P/S	TACKLES							INTERCEPTIONS					O. FUMB			ST			MISC		W/L	SCORE			
			TK	S	A	SK	YDS	TFL	YDS	QBH	NO	YDS	LG	TD	PD	FF	FR	TD	YDS	TK	S	A			FF	FR	S
01/15	Steelers	S	2	1	1	0.0	0.0	0	0	0	0	0	0	0	2	0	0	0	0	0	0	0	0	0	0	L	16-18
2016 TOTALS			1-1	2	1	1	0.0	0.0	0	0	0	0	0	0	2	0	0	0	0	0	0	0	0	0	0	0	0-1

2017 GAME-BY-GAME POSTSEASON STATISTICS (CHIEFS)

DATE	OPPONENT	P/S	TACKLES							INTERCEPTIONS					O. FUMB			ST			MISC		W/L	SCORE
			TK	S	A																			

2018 GAME-BY-GAME POSTSEASON STATISTICS (CHIEFS)

DATE	OPPONENT	P/S	TACKLES							INTERCEPTIONS				O. FUMB				ST				MISC		W/L	SCORE						
			TK	S	A	SK	YDS	TFL	YDS	QBH	NO	YDS	LG	TD	PD	FF	FR	TD	YDS	TK	S	A	FF			FR	S	A			
01/12	Colts	P	0	0	0	0.0	0.0	0	0	0	1	0	0	0	0	3	0	0	0	0	0	0	0	0	0	0	0	0	0	W	31-13
01/20	Patriots	S	0	0	0	0.0	0.0	0	0	0	0	0	0	0	0	1	0	0	0	0	0	0	0	0	0	0	0	0	0	L	31-37+
2018 TOTALS		2-1	0	0	0	0.0	0.0	0	0	1	0	0	0	0	4	0	0	0	0	0	0	0	0	0	0	0	0	0	1-1		

+ - Overtime

2019 GAME-BY-GAME POSTSEASON STATISTICS (CHIEFS)

DATE	OPPONENT	P/S	TACKLES							INTERCEPTIONS				O. FUMB				ST				MISC		W/L	SCORE					
			TK	S	A	SK	YDS	TFL	YDS	QBH	NO	YDS	LG	TD	PD	FF	FR	TD	YDS	TK	S	A	FF			FR	S	A		
01/12	Texans		INACTIVE																		W	51-31								
01/19	Titans	P	2	1	1	0.0	0.0	0	0	1	0	0	0	0	0	0	0	0	0	0	0	0	0	0	0	0	0	0	W	35-24
02/02	49ers	S	1	0	1	0.0	0.0	0	0	0	0	0	0	0	3	0	0	0	0	0	0	0	0	0	0	0	0	0	W	31-20
2019 TOTALS		2-1	3	1	2	0.0	0.0	0	0	1	0	0	0	0	3	0	0	0	0	0	0	0	0	0	0	0	0	0	3-0	

2020 GAME-BY-GAME POSTSEASON STATISTICS (CHIEFS)

DATE	OPPONENT	P/S	TACKLES							INTERCEPTIONS				O. FUMB				ST				MISC		W/L	SCORE					
			TK	S	A	SK	YDS	TFL	YDS	QBH	NO	YDS	LG	TD	PD	FF	FR	TD	YDS	TK	S	A	FF			FR	S	A		
01/17	Browns	S	3	1	2	0.0	0.0	0	0	1	0	0	0	0	0	0	0	0	0	0	0	0	0	0	0	0	0	0	W	22-17
01/24	Bills	S	1	0	1	0.0	0.0	0	0	1	0	0	0	0	0	0	0	0	0	0	0	0	0	0	0	0	0	0	W	38-24
02/07	at Buccaneers	S	5	3	2	0.0	0.0	0	0	0	0	0	0	0	0	0	0	0	0	0	0	0	0	0	0	0	0	0	L	9-31
2020 TOTALS		3-3	9	4	5	0.0	0.0	0	0	2	0	0	0	0	0	0	0	0	0	0	0	0	0	0	0	0	0	0	2-1	

2021 GAME-BY-GAME POSTSEASON STATISTICS (CHIEFS)

DATE	OPPONENT	P/S	TACKLES							INTERCEPTIONS				O. FUMB				ST				MISC		W/L	SCORE					
			TK	S	A	SK	YDS	TFL	YDS	QBH	NO	YDS	LG	TD	PD	FF	FR	TD	YDS	TK	S	A	FF			FR	S	A		
01/16	Steelers	S	2	1	1	0.0	0.0	1	0	0	0	0	0	0	0	0	0	0	0	0	0	0	0	0	0	0	0	0	W	42-21
01/23	Bills	S	1	1	0	0.0	0.0	1	7	0	0	0	0	0	0	0	0	0	0	0	0	0	0	0	0	0	0	0	W	42-36+
01/30	Bengals	S	3	2	1	0.0	0.0	0	0	0	0	0	0	0	0	0	0	0	0	0	0	0	0	0	0	0	0	0	L	24-27+
2021 TOTALS		3-3	6	4	2	0.0	0.0	2	7	0	0	0	0	0	0	0	0	0	0	0	0	0	0	0	0	0	0	0	2-1	

+ - Overtime

2022 GAME-BY-GAME POSTSEASON STATISTICS (CHIEFS)

DATE	OPPONENT	P/S	TACKLES							INTERCEPTIONS				O. FUMB				ST				MISC		W/L	SCORE					
			TK	S	A	SK	YDS	TFL	YDS	QBH	NO	YDS	LG	TD	PD	FF	FR	TD	YDS	TK	S	A	FF			FR	S	A		
01/21	Jaguars	S	1	1	0	0.0	0.0	0	0	1	0	0	0	0	0	0	0	0	0	0	0	0	0	0	0	0	0	0	W	27-20
01/29	Bengals	S	4	3	1	2.0	13.0	3	16	5	0	0	0	0	0	0	0	0	0	0	0	0	0	0	0	0	0	0	W	23-20
02/12	at Eagles	S	3	2	1	0.0	0.0	0	0	0	0	0	0	0	0	0	0	0	0	0	0	0	0	0	0	0	0	0	W	38-35
2022 TOTALS		3-3	8	6	2	2.0	13.0	3	16	6	0	0	0	0	0	0	0	0	0	0	0	0	0	0	0	0	0	0	3-0	

2023 GAME-BY-GAME POSTSEASON STATISTICS (CHIEFS)

DATE	OPPONENT	P/S	TACKLES							INTERCEPTIONS				O. FUMB				ST				MISC		W/L	SCORE					
			TK	S	A	SK	YDS	TFL	YDS	QBH	NO	YDS	LG	TD	PD	FF	FR	TD	YDS	TK	S	A	FF			FR	S	A		
01/13	Dolphins	S	1	0	1	0.5	2.0	0	0	2	0	0	0	0	0	0	0	0	0	0	0	0	0	0	0	0	0	0	W	26-7
01/21	at Bills	S	3	2	1	0.0	0.0	0	0	1	0	0	0	0	1	1	0	0	0	0	0	0	0	0	0	0	0	0	W	27-24
01/28	at Ravens	S	0	0	0	0.0	0.0	0	0	1	0	0	0	0	1	0	0	0	0	0	0	0	0	0	0	0	0	0	W	17-10
02/11	49ers	S	4	2	2	0.0	0.0	0	0	2	0	0	0	0	0	0	0	0	0	0	0	0	0	0	0	0	0	0	W	25-22+
2023 TOTALS		4-4	8	4	4	0.5	2.0	0	0	6	0	0	0	0	2	1	0	0	0	0	0	0	0	0	0	0	0	0	4-0	

+ - Overtime





NIC JONES



CORNERBACK #31
BALL STATE

2ND YEAR IN THE NFL

2ND YEAR WITH THE CHIEFS

HEIGHT: 6'0"
WEIGHT: 189 LBS
DRAFTED: D7-23
BIRTHDAY: 10/15/01

- 👁 Jones enters his second season with the Chiefs in 2024.
- 👁 Originally entered the NFL as a seventh-round pick (250th overall) by the Kansas City Chiefs in the 2023 NFL Draft.

Transactions:

Originally entered the NFL as a seventh-round pick (250th overall) by the Kansas City Chiefs in the 2023 NFL Draft.

COLLEGE

Played in 37 games at Ball State (2019-22) ... Notched 64 tackles (49 solo), one tackle for loss, three interceptions returned for 12 yards, 22 passes defended and two blocks ... Returned five kicks for 94 yards ... Received the Ball State John Hodge Award given to the team's most outstanding freshman in 2019.

PERSONAL

- 👁 Earned two letters from Head Coach Tim Conley at Southfield A&T High.
- 👁 3-star recruit via 247Sports.
- 👁 Second-team all-league honors.
- 👁 Posted three interceptions, four passes defended and three forced fumbles as a senior.
- 👁 Son of William Jones and Natelege Sims.
- 👁 Five brothers and two sisters.

NIC JONES' NFL REGULAR SEASON DEFENSIVE STATISTICS

DATE	TEAM	GP	GS	TACKLES					INTERCEPTIONS					O. FUMB					ST			MISC					
				TK	S	A	TFL	YDS	SK	YDS	QBH	NO	YDS	LG	TD	PD	FF	FR	TD	YDS	TK	S	A	FF	FR	S	A
2023	Chiefs	9	0	3	3	0	1	4	0.0	0.0	1	0	0	0	0	0	0	0	0	0	0	1	1	0	0	0	0
NFL TOTALS		9	0	3	3	0	1	4	0.0	0.0	1	0	0	0	0	0	0	0	0	0	1	1	0	0	0	0	

NIC JONES' NFL POSTSEASON DEFENSIVE STATISTICS

DATE	TEAM	GP	GS	TACKLES					INTERCEPTIONS					O. FUMB					ST			MISC					
				TK	S	A	TFL	YDS	SK	YDS	QBH	NO	YDS	LG	TD	PD	FF	FR	TD	YDS	TK	S	A	FF	FR	S	A
2023	Chiefs	4	0	0	0	0	0	0	0.0	0.0	0	0	0	0	0	0	0	0	0	0	0	2	1	1	0	0	0
NFL TOTALS		4	0	0	0	0	0	0	0.0	0.0	0	0	0	0	0	0	0	0	0	0	2	1	1	0	0	0	

SINGLE-GAME HIGHS: DEFENSIVE

Total Tackles 3 at L.A. Chargers, Jan 07, 2024 **Tackles For Loss** 1 at L.A. Chargers, Jan 07, 2024
Solo Tackles 3 at L.A. Chargers, Jan 07, 2024



2023 GAME-BY-GAME REGULAR-SEASON STATISTICS (CHIEFS)

DATE	OPPONENT	P/S	TACKLES							INTERCEPTIONS					O. FUMB				ST				MISC		W/L	SCORE		
			TK	S	A	SK	YDS	TFL	YDS	QBH	NO	YDS	LG	TD	PD	FF	FR	TD	YDS	TK	S	A	FF	FR			S	A
09/07	Lions																									L	20-21	
09/17	at Jaguars																									W	17-9	
09/24	Bears																									W	41-10	
10/01	at Jets	P	0	0	0	0.0	0.0	0	0	0	0	0	0	0	0	0	0	0	0	0	0	0	0	0	0	0	W	23-20
10/08	at Vikings	P	0	0	0	0.0	0.0	0	0	0	0	0	0	0	0	0	0	0	0	0	0	0	0	0	0	W	27-20	
10/12	Broncos																								W	19-8		
10/22	Chargers	P	0	0	0	0.0	0.0	0	0	0	0	0	0	0	0	0	0	0	0	0	0	0	0	0	0	W	31-17	
10/29	at Broncos	P	0	0	0	0.0	0.0	0	0	0	0	0	0	0	0	0	0	0	0	0	0	0	0	0	0	L	9-24	
11/05	Dolphins	P	0	0	0	0.0	0.0	0	0	0	0	0	0	0	0	0	0	0	0	0	0	0	0	0	0	W	21-14	
11/20	Eagles	P	0	0	0	0.0	0.0	0	0	0	0	0	0	0	0	0	0	0	0	0	0	0	0	0	0	L	17-21	
11/26	at Raiders	P	0	0	0	0.0	0.0	0	0	0	0	0	0	0	0	0	0	0	0	0	0	0	0	0	0	W	31-17	
12/03	at Packers																								L	19-27		
12/10	Bills																								L	17-20		
12/17	at Patriots	P	0	0	0	0.0	0.0	0	0	0	0	0	0	0	0	0	0	0	1	1	0	0	0	0	0	W	27-17	
12/25	Raiders																								L	14-20		
12/31	Bengals																								W	25-17		
01/07	at Chargers	P	3	3	0	0.0	0.0	1	4	1	0	0	0	0	0	0	0	0	0	0	0	0	0	0	0	W	13-12	
2023 TOTALS		9-0	3	3	0	0.0	0.0	1	4	1	0	0	0	0	0	0	0	0	1	1	0	0	0	0	0	11-6		

2023 GAME-BY-GAME POSTSEASON STATISTICS (CHIEFS)

DATE	OPPONENT	P/S	TACKLES							INTERCEPTIONS					O. FUMB				ST				MISC		W/L	SCORE	
			TK	S	A	SK	YDS	TFL	YDS	QBH	NO	YDS	LG	TD	PD	FF	FR	TD	YDS	TK	S	A	FF	FR			S
01/13	Dolphins	P	0	0	0	0.0	0.0	0	0	0	0	0	0	0	0	0	0	0	1	1	0	0	0	0	0	W	26-7
01/21	at Bills	P	0	0	0	0.0	0.0	0	0	0	0	0	0	0	0	0	0	0	0	0	0	0	0	0	0	W	27-24
01/28	at Ravens	P	0	0	0	0.0	0.0	0	0	0	0	0	0	0	0	0	0	0	1	0	1	0	0	0	0	W	17-10
02/11	49ers	P	0	0	0	0.0	0.0	0	0	0	0	0	0	0	0	0	0	0	0	0	0	0	0	0	0	W	25-22+
2023 TOTALS		4-0	0	0	0	0.0	0.0	0	0	0	0	0	0	0	0	0	0	2	1	1	0	0	0	0	4-0		

+ - Overtime





TRUMAN JONES



DEFENSIVE END #57
HARVARD

1ST YEAR IN THE NFL

2ND YEAR WITH THE CHIEFS

HEIGHT: 6'3"
WEIGHT: 250 LBS
DRAFTED: CFA-23
BIRTHDAY: 5/13/00

- Jones enters his second season with the Chiefs in 2024.
- Originally entered the NFL as an undrafted free agent with the Kansas City Chiefs in 2023.

Transactions:

Signed to Kansas City's practice squad (8/31/23) ... Released by Kansas City (8/29/23) ... Originally entered the NFL as an undrafted free agent with the Kansas City Chiefs in 2023.

COLLEGE

Played 30 games for Harvard (2018-22) ... Recorded 88 tackles, 28.5 tackles for loss (-104.0 yards), 14.5 sacks (-74.0 yards), four passes defended, three forced fumbles, one fumble recovery and four blocks ... Served as the 148th team captain in Harvard football history ... In 2022, led the team in tackles for loss (13.0; T-1st in Ivy), sacks (6.0), quarterback hurries (six), blocked kicks (three) and ranked fourth nationally in blocked kicks, 21st in tackles for loss per game (1.3) and 38th in sacks per game (0.60) ... Finished second in the Ivy League in sacks in 2019 with 6.5 behind teammate Brogan McPartland in just seven games ... Received the following awards and honors: 2022 -- Phil Steele Preseason second-team All-Ivy League, William V. Campbell Trophy Semifinalist, Bulger Lowe Award (Top Defensive Player in New England), CSC Academic All-District, Academic All-Ivy, first-team All-Ivy (unanimous), NEFW All-New England Team, Hula Bowl Selection, Phil Steele first-team All-Ivy League, Phil Steele Ivy League Defensive Player of the Year, Bluebloods first-team All-Ivy League, Bushnell Cup Winner, All-ECAC, East-West Shrine Bowl Selection, FCS *Associated Press* third-team All-America, FCS Stats Perform third-team All-America, FCS AFCA second-team All-America, CSC Academic All-America, FCS Phil Steele third-team All-America, FCS Bluebloods third-team All-America, New England Football Journal first-team All-New England, FCS ADA Academic All-Star Team, FCS ADA Postgraduate Scholarship finalist and NFF Hampshire Honor Society; 2021 -- Phil Steele All-Ivy League fourth-team and Phil Steele Preseason All-Ivy League first-team; 2020 -- Phil Steele Preseason All-Ivy League first-team, 2019 -- Phil Steele All-Ivy League third-team selection and FCS National Honor Roll (Oct. 7).

PERSONAL

- Three-year starter and one-year captain at Westminster.
- 2015 3A state champions.
- Elected to the All-Metro and All-State 3A teams.
- Three-year starter, two-year captain for lacrosse team.
- Won 2017 lacrosse state championship.
- Named to All-American and All-State lacrosse teams in 2017.
- National Honor Society member in 2017.
- Westminster School West Point, Band member of the Year and James K. Izlar Award winner.
- Carson Scholar.
- Sr. Teen Vice President and Teen Regional Delegate for Jack and Jill of America.
- Father, Archie, graduated from Harvard Business School in 1998.

TRUMAN JONES' NFL REGULAR SEASON DEFENSIVE STATISTICS

DATE	TEAM	GP	TACKLES								INTERCEPTIONS					O. FUMB				ST				MISC			
			GS	TK	S	A	TFL	YDS	SK	YDS	QBH	NO	YDS	LG	TD	PD	FF	FR	TD	YDS	TK	S	A	FF	FR	S	A
2023	Chiefs	0	0	0	0	0	0	0	0.0	0.0	0	0	0	0	0	0	0	0	0	0	0	0	0	0	0	0	0
NFL TOTALS		0	0	0	0	0	0	0	0.0	0.0	0	0	0	0	0	0	0	0	0	0	0	0	0	0	0	0	

TRUMAN JONES' NFL POSTSEASON DEFENSIVE STATISTICS


DATE	TEAM	GP	TACKLES								INTERCEPTIONS					O. FUMB				ST				MISC		
			GS	TK	S	A	TFL	YDS	SK	YDS	QBH	NO	YDS	LG	TD	PD	FF	FR	TD	YDS	TK	S	A	FF	FR	S
2023	Chiefs	0	0	0	0	0	0	0	0.0	0.0	0	0	0	0	0	0	0	0	0	0	0	0	0	0	0	0
NFL TOTALS		0	0	0	0	0	0	0	0.0	0.0	0	0	0	0	0	0	0	0	0	0	0	0	0	0	0	0





KELVIN JOSEPH

CORNERBACK #24
KENTUCKY



4TH YEAR IN THE NFL

1ST YEAR WITH THE CHIEFS

HEIGHT: 6'1"
WEIGHT: 195 LBS
DRAFTED: FA-24
BIRTHDAY: 11/11/99

- Joseph enters his first season with the Chiefs in 2024.
- Originally entered the NFL as a second-round pick (44th overall) by the Dallas Cowboys in the 2021 NFL Draft.

Seattle's practice squad (1/15/24) ... Re-signed to Seattle's practice squad (11/27/23) ... Signed to Seattle's practice squad (11/27/23) ... Cut by Miami (11/14/23) ... Traded to Miami (8/29/23) ... Originally entered the NFL as a second-round pick (44th overall) by the Dallas Cowboys in the 2021 NFL Draft.

Transactions: Signed by Kansas City (1/17/24) ... Released from

COLLEGE

Played in 20 collegiate games, 11 at LSU and nine at Kentucky ... Started in nine games at Kentucky (2020) ... Totaled 25 tackles, four interceptions, a pass defense and a tackle for loss at Kentucky ... Was selected to fourth-team All-SEC (Phil Steele) ... Ranked eighth nationally and tied for third in the SEC for total interceptions with four ... Made first-year SEC Academic Honor Roll (2019) ... Sat out the 2019 season due to NCAA transfer rules ... As a true freshman, played 11 games (2018) ... Totaled 12 tackles and one pass defense ... Also saw action on special teams for LSU.

PERSONAL

- Was a four-star prospect by ESPN and 247Sports.
- Two-time first-team 5A All-State and twice named to the Baton Rouge Advocate All-Metro team.
- Named first-team All-District and District 4-5A Co-Defensive MVP for his 2016 junior season.
- Amassed 113 tackles, 12 tackles for loss and three interceptions as a senior.
- Returned a kickoff 90 yards for a TD as a senior.
- Played in Army All-America Bowl.

REGULAR SEASON COMPARISON: DEFENSIVE - JACKSONVILLE JAGUARS

DATE	OPP	W/L	GP/GS	TACKLES							INT	TFL	PD	QBH	TD	MISC	
				TOT	SOLO	ASST	SACK	YDS.	FF	FR							
12/18/22	DAL @ JAX	L	S	1	1	0	0.0	0.0	0	0	0	0	0	0	0	0	0
TOTALS		0/1	1/1	1	1	0	0.0	0.0	0	0	0	0	0	0	0	0	0

KELVIN JOSEPH'S NFL REGULAR SEASON DEFENSIVE STATISTICS

DATE	TEAM	GP	GS	TACKLES							INTERCEPTIONS					O. FUMB				ST				MISC			
				TK	S	A	TFL	YDS	SK	YDS	QBH	NO	YDS	LG	TD	PD	FF	FR	TD	YDS	TK	S	A	FF	FR	S	A
2021	Cowboys	10	2	14	12	2	1	2	0.0	0.0	0	0	0	0	0	2	0	0	0	0	2	1	1	0	1	0	0
2022	Cowboys	16	1	13	11	2	0	0	0.0	0.0	0	0	0	0	0	2	1	0	0	0	7	6	1	0	0	0	0
2023	Dolphins	1	0	2	2	0	0	0	0.0	0.0	0	0	0	0	0	0	0	0	0	0	0	0	0	0	0	0	0
		Went from Miami to Seattle .																									
2023	Seahawks	1	0	0	0	0	0	0	0.0	0.0	0	0	0	0	0	0	0	0	0	0	1	1	0	0	0	0	0
2023	TOTAL	2	0	2	2	0	0	0	0.0	0.0	0	0	0	0	0	0	0	0	0	1	1	0	0	0	0	0	0
NFL TOTALS		28	3	29	25	4	1	2	0.0	0.0	0	0	0	0	0	4	1	0	0	0	10	8	2	0	1	0	0

KELVIN JOSEPH'S NFL POSTSEASON DEFENSIVE STATISTICS

DATE	TEAM	GP	GS	TACKLES							INTERCEPTIONS					O. FUMB				ST				MISC			
				TK	S	A	TFL	YDS	SK	YDS	QBH	NO	YDS	LG	TD	PD	FF	FR	TD	YDS	TK	S	A	FF	FR	S	A
2021	Cowboys	1	0	0	0	0	0	0	0.0	0.0	0	0	0	0	0	0	0	0	0	0	0	0	0	0	0	0	0
2022	Cowboys	2	0	0	0	0	0	0	0.0	0.0	0	0	0	0	0	0	0	0	0	0	2	1	1	1	0	0	0
NFL TOTALS		3	0	0	0	0	0	0	0.0	0.0	0	0	0	0	0	0	0	0	0	0	2	1	1	1	0	0	0



SINGLE-GAME HIGHS: DEFENSIVE

Total Tackles	9 at Philadelphia, Jan 08, 2022 5 at Green Bay, Nov 13, 2022 4 vs. Houston, Dec 11, 2022 2 vs. Arizona, Jan 02, 2022 2 vs. Washington, Dec 26, 2021	Tackles For Loss	1 vs. Washington, Dec 26, 2021
Solo Tackles	7 at Philadelphia, Jan 08, 2022 4 vs. Houston, Dec 11, 2022 4 at Green Bay, Nov 13, 2022 2 vs. Arizona, Jan 02, 2022 2 vs. Washington, Dec 26, 2021	Special Teams Tackles	2 at L.A. Rams, Oct 09, 2022 2 vs. Washington, Oct 02, 2022 1 vs. Indianapolis, Dec 04, 2022 1 at N.Y. Giants, Sep 26, 2022 ...2 more at 1.
Passes Defensed	1 vs. Houston, Dec 11, 2022 1 vs. Indianapolis, Dec 04, 2022 1 vs. Washington, Dec 26, 2021 ...1 more at 1.	Longest Own Fumble Return	7 vs. Denver, Nov 07, 2021
Forced Fumbles	1 at Green Bay, Nov 13, 2022		

SINGLE-GAME HIGHS - POSTSEASON: DEFENSIVE

Special Teams Tackles	2 at San Francisco, Jan 22, 2023
------------------------------	----------------------------------

2021 GAME-BY-GAME REGULAR-SEASON STATISTICS (COWBOYS)

DATE	OPPONENT	P/S	TACKLES							INTERCEPTIONS				O. FUMB				ST				MISC		W/L/T	SCORE			
			TK	S	A	SK	YDS	TFL	YDS	QBH	NO	YDS	LG	TD	PD	FF	FR	TD	YDS	TK	S	A	FF			FR	S	A
09/09	at Buccaneers																									L	29-31	
09/19	at Chargers																									W	20-17	
09/27	Eagles																									W	41-21	
10/03	Panthers																									W	36-28	
10/10	Giants																									W	44-20	
10/17	at Patriots																									W	35-29+	
10/31	at Vikings	P	0	0	0	0.0	0.0	0	0	0	0	0	0	0	0	0	0	0	0	0	0	0	0	0	0	W	20-16	
11/07	Broncos	P	0	0	0	0.0	0.0	0	0	0	0	0	0	0	0	0	0	0	0	0	0	0	0	1	0	L	16-30	
11/14	Falcons	P	0	0	0	0.0	0.0	0	0	0	0	0	0	0	1	0	0	0	0	0	0	0	0	0	0	W	43-3	
11/21	at Chiefs																									L	9-19	
11/25	Raiders	P	0	0	0	0.0	0.0	0	0	0	0	0	0	0	0	0	0	0	0	0	0	0	0	0	0	L	33-36+	
12/02	at Saints	P	0	0	0	0.0	0.0	0	0	0	0	0	0	0	0	0	0	0	0	0	1	0	1	0	0	0	W	27-17
12/12	at Football Team	P	0	0	0	0.0	0.0	0	0	0	0	0	0	0	0	0	0	0	0	0	0	0	0	0	0	W	27-20	
12/19	at Giants	P	0	0	0	0.0	0.0	0	0	0	0	0	0	0	0	0	0	0	0	0	1	1	0	0	0	0	W	21-6
12/26	Football Team	S	3	3	0	0.0	0.0	1	2	0	0	0	0	0	1	0	0	0	0	0	0	0	0	0	0	0	W	56-14
01/02	Cardinals	P	2	2	0	0.0	0.0	0	0	0	0	0	0	0	0	0	0	0	0	0	0	0	0	0	0	L	22-25	
01/08	at Eagles	S	9	7	2	0.0	0.0	0	0	0	0	0	0	0	0	0	0	0	0	0	0	0	0	0	0	W	51-26	
2021 TOTALS			10-2	14	12	2	0.0	0.0	1	2	0	0	0	0	2	0	0	0	0	2	1	1	0	1	0	0	12-5	

+ - Overtime

2022 GAME-BY-GAME REGULAR-SEASON STATISTICS (COWBOYS)

DATE	OPPONENT	P/S	TACKLES							INTERCEPTIONS				O. FUMB				ST				MISC		W/L	SCORE			
			TK	S	A	SK	YDS	TFL	YDS	QBH	NO	YDS	LG	TD	PD	FF	FR	TD	YDS	TK	S	A	FF			FR	S	A
09/11	Buccaneers	P	0	0	0	0.0	0.0	0	0	0	0	0	0	0	0	0	0	0	0	0	0	0	0	0	0	L	3-19	
09/18	Bengals	P	0	0	0	0.0	0.0	0	0	0	0	0	0	0	0	0	0	0	0	0	0	0	0	0	0	W	20-17	
09/26	at Giants	P	0	0	0	0.0	0.0	0	0	0	0	0	0	0	0	0	0	0	0	0	1	1	0	0	0	0	W	23-16
10/02	Commanders	P	0	0	0	0.0	0.0	0	0	0	0	0	0	0	0	0	0	0	0	0	2	1	1	0	0	0	W	25-10
10/09	at Rams	P	0	0	0	0.0	0.0	0	0	0	0	0	0	0	0	0	0	0	0	0	2	2	0	0	0	0	W	22-10
10/16	at Eagles	P	0	0	0	0.0	0.0	0	0	0	0	0	0	0	0	0	0	0	0	0	0	0	0	0	0	L	17-26	
10/23	Lions	P	0	0	0	0.0	0.0	0	0	0	0	0	0	0	0	0	0	0	0	0	0	0	0	0	0	W	24-6	
10/30	Bears	P	1	0	1	0.0	0.0	0	0	0	0	0	0	0	0	0	0	0	0	0	0	0	0	0	0	W	49-29	
11/13	at Packers	P	5	4	1	0.0	0.0	0	0	0	0	0	0	0	0	1	0	0	0	0	0	0	0	0	0	L	28-31+	
11/20	at Vikings	P	1	1	0	0.0	0.0	0	0	0	0	0	0	0	0	0	0	0	0	0	0	0	0	0	0	W	40-3	
11/24	Giants																									W	28-20	
12/04	Colts	P	1	1	0	0.0	0.0	0	0	0	0	0	0	1	0	0	0	0	0	1	1	0	0	0	0	W	54-19	
12/11	Texans	P	4	4	0	0.0	0.0	0	0	0	0	0	0	1	0	0	0	0	0	0	0	0	0	0	0	W	27-23	
12/18	at Jaguars	S	1	1	0	0.0	0.0	0	0	0	0	0	0	0	0	0	0	0	0	0	0	0	0	0	0	L	34-40+	
12/24	Eagles	P	0	0	0	0.0	0.0	0	0	0	0	0	0	0	0	0	0	0	0	0	0	0	0	0	0	W	40-34	
12/29	at Titans	P	0	0	0	0.0	0.0	0	0	0	0	0	0	0	0	0	0	0	0	0	0	0	0	0	0	W	27-13	
01/08	at Commanders	P	0	0	0	0.0	0.0	0	0	0	0	0	0	0	0	0	0	0	0	0	1	1	0	0	0	L	6-26	
2022 TOTALS			16-1	13	11	2	0.0	0.0	0	0	0	0	0	2	1	0	0	0	0	7	6	1	0	0	0	0	12-5	

+ - Overtime





GEORGE KARLAFTIS



DEFENSIVE END #56
PURDUE

3RD YEAR IN THE NFL

3RD YEAR WITH THE CHIEFS

HEIGHT: 6'4"
WEIGHT: 263 LBS
DRAFTED: D1B-22
BIRTHDAY: 4/3/01

- 🏈 Karlaftis enters his third season with the Chiefs in 2024.
- 🏈 Originally entered the NFL as the second of two first-round picks (30th overall) by the Kansas City Chiefs in the 2022 NFL Draft.

Career Highlights:

- 🏈 Recorded double-digit sacks (10.5) in 2023, tying with DT Chris Jones for the most amongst the defense.
- 🏈 Totaled 16.5 sacks in his first two seasons, the third-most in a Chiefs player's first two seasons.
- 🏈 In 2022, George Karlaftis became the 19th player in

franchise history to start all regular season games in their rookie season. Karlaftis joined C Creed Humphrey and G Trey Smith to be the first three to start 17 games in their rookie season since the NFL added a 17th regular season game in the 2021 season.

- 🏈 As a rookie, finished the 2022 season with the second-most sacks on the team (6.0) behind DT Chris Jones (15.5).

Transactions:

Originally entered the NFL as the second of two first-round picks (30th overall) by the Kansas City Chiefs in the 2022 NFL Draft.

COLLEGE

Three-year letterwinner at Purdue ... Played 27 games, logging 99 tackles (64 solo), including 30.5 for a loss of 143.0 yards ... Recorded 14.5 sacks (-80.0 yards), one interception, five passes defensed, four forced fumbles and two fumble recoveries ... Earned second-team All-Big Ten, as well as Academic All-Big Ten honors in 2020 ... Named first-team *Associated Press* Freshman All-American as a freshman in 2019.

PERSONAL

- 🏈 Selected to play in 2019 U.S. Army All-American Bowl, where he received national Defensive Player of the Year honor.
- 🏈 Team went 15-0 in 2018, winning Indiana Class 3A state championship.
- 🏈 Indiana Class 3A Player of the Year.
- 🏈 2018 Top 50 All-Indiana by Indiana Football Coaches Association.
- 🏈 *Associated Press* All-State Class 3A as a senior.
- 🏈 2018 IndyStar Mr. Football Defensive Lineman of the Year.
- 🏈 According to MaxPreps, finished his senior season with 106 tackles, including 56 for loss and 17.5 sacks.
- 🏈 Via MaxPreps, he finished his prep career with 332 tackles, including 84 tackles for loss and 41.0 sacks.
- 🏈 Back-to-back state champion in shot put - 59 feet, 5 1/2 inches as a sophomore and 60 feet, 1/2 inch as a junior.
- 🏈 Moved to West Lafayette, Indiana, from Athens, Greece, in eighth grade, when he began playing football.

GEORGE KARLAFTIS' NFL REGULAR SEASON DEFENSIVE STATISTICS

DATE	TEAM	GP	GS	TACKLES							INTERCEPTIONS					O. FUMB				ST				MISC						
				TK	S	A	TFL	YDS	SK	YDS	QBH	NO	YDS	LG	TD	PD	FF	FR	TD	YDS	TK	S	A	FF	FR	S	A			
2022	Chiefs	17	17	33	18	15	8	38	6.0	40.0	11	0	0	0	0	7	0	2	0	0	0	0	0	0	0	0	0	0	0	0
2023	Chiefs	16	16	47	29	18	7	50	10.5	55.5	17	0	0	0	0	3	1	0	0	0	0	0	0	0	0	0	0	0	0	
NFL TOTALS		33	33	80	47	33	15	88	16.5	95.5	28	0	0	0	0	10	1	2	0	0	0	0	0	0	0	0	0	0	0	

GEORGE KARLAFTIS' NFL POSTSEASON DEFENSIVE STATISTICS

DATE	TEAM	GP	GS	TACKLES							INTERCEPTIONS					O. FUMB				ST				MISC					
				TK	S	A	TFL	YDS	SK	YDS	QBH	NO	YDS	LG	TD	PD	FF	FR	TD	YDS	TK	S	A	FF	FR	S	A		
2022	Chiefs	3	3	4	2	2	1	4	1.0	4.0	1	0	0	0	0	0	0	0	0	0	0	0	0	0	0	0	0	0	0
2023	Chiefs	4	4	19	10	9	3	12	3.0	15.0	7	0	0	0	0	1	0	2	0	0	0	0	0	0	0	0	0	0	0
NFL TOTALS		7	7	23	12	11	4	16	4.0	19.0	8	0	0	0	0	1	0	2	0	0	0	0	0	0	0	0	0	0	



SINGLE-GAME HIGHS: DEFENSIVE

Total Tackles	7 at Denver, Oct 29, 2023 7 vs. Detroit, Sep 07, 2023 5 vs. Cincinnati, Dec 31, 2023 5 at Indianapolis, Sep 25, 2022 4 at Jacksonville, Sep 17, 2023	Forced Fumbles	1 at Denver, Oct 29, 2023
		Fumble Recoveries	1 at Las Vegas, Jan 07, 2023 1 vs. Denver, Jan 01, 2023 1 vs. Cincinnati, Dec 31, 2023 1 vs. Buffalo, Dec 10, 2023 1 at Las Vegas, Nov 26, 2023 ...12 more at 1.
Solo Tackles	4 vs. Cincinnati, Dec 31, 2023 4 at Denver, Oct 29, 2023 3 at Las Vegas, Nov 26, 2023 3 vs. Detroit, Sep 07, 2023 ...1 more at 3.	Tackles For Loss	
Sacks	2.5 at Denver, Oct 29, 2023 1.5 vs. Cincinnati, Dec 31, 2023 1.5 at Jacksonville, Sep 17, 2023 1.0 vs. Buffalo, Dec 10, 2023 1.0 at Las Vegas, Nov 26, 2023 ...7 more at 1.0.		
Passes Defensed	2 vs. Denver, Oct 12, 2023 2 vs. Jacksonville, Nov 13, 2022 1 vs. Detroit, Sep 07, 2023 1 vs. Seattle, Dec 24, 2022 ...4 more at 1.		

SINGLE-GAME HIGHS - POSTSEASON: DEFENSIVE

Total Tackles	6 vs. Miami, Jan 13, 2024 5 vs. San Francisco, Feb 11, 2024 4 at Baltimore, Jan 28, 2024 4 at Buffalo, Jan 21, 2024 2 at Philadelphia, Feb 12, 2023	Passes Defensed	1 at Buffalo, Jan 21, 2024
		Fumble Recoveries	1 vs. San Francisco, Feb 11, 2024 1 at Baltimore, Jan 28, 2024 1 at Baltimore, Jan 28, 2024 1 at Buffalo, Jan 21, 2024 1 vs. Miami, Jan 13, 2024 ...1 more at 1.
Solo Tackles	3 at Baltimore, Jan 28, 2024 3 vs. Miami, Jan 13, 2024 2 vs. San Francisco, Feb 11, 2024 2 at Buffalo, Jan 21, 2024 1 at Philadelphia, Feb 12, 2023 ...1 more at 1.	Tackles For Loss	
Sacks	1.5 vs. Miami, Jan 13, 2024 1.0 at Baltimore, Jan 28, 2024 1.0 vs. Cincinnati, Jan 29, 2023 0.5 vs. San Francisco, Feb 11, 2024		

2022 GAME-BY-GAME REGULAR-SEASON STATISTICS (CHIEFS)

DATE	OPPONENT	P/S	TACKLES									INTERCEPTIONS					O. FUMB				ST				MISC		W/L	SCORE
			TK	S	A	SK	YDS	TFL	YDS	QBH	NO	YDS	LG	TD	PD	FF	FR	TD	YDS	TK	S	A	FF	FR	S	A		
09/11	at Cardinals	S	1	1	0	0.0	0.0	0	0	1	0	0	0	0	1	0	0	0	0	0	0	0	0	0	0	0	W	44-21
09/15	Chargers	S	1	1	0	0.0	0.0	0	0	1	0	0	0	0	1	0	0	0	0	0	0	0	0	0	0	0	W	27-24
09/25	at Colts	S	5	1	4	0.0	0.0	0	0	0	0	0	0	0	0	0	0	0	0	0	0	0	0	0	0	0	L	17-20
10/02	at Buccaneers	S	2	2	0	0.0	0.0	1	4	0	0	0	0	0	0	0	0	0	0	0	0	0	0	0	0	0	W	41-31
10/10	Raiders	S	1	0	1	0.5	3.5	0	0	1	0	0	0	0	0	0	0	0	0	0	0	0	0	0	0	0	W	30-29
10/16	Bills	S	2	1	1	0.0	0.0	0	0	0	0	0	0	0	0	0	0	0	0	0	0	0	0	0	0	0	L	20-24
10/23	at 49ers	S	2	0	2	0.0	0.0	0	0	1	0	0	0	0	1	0	0	0	0	0	0	0	0	0	0	0	W	44-23
11/06	Titans	S	2	1	1	0.0	0.0	0	0	0	0	0	0	0	0	0	0	0	0	0	0	0	0	0	0	0	W	20-17+
11/13	Jaguars	S	2	0	2	0.0	0.0	0	0	0	0	0	0	0	2	0	0	0	0	0	0	0	0	0	0	0	W	27-17
11/20	at Chargers	S	0	0	0	0.0	0.0	0	0	1	0	0	0	0	0	0	0	0	0	0	0	0	0	0	0	0	W	30-27
11/27	Rams	S	1	1	0	1.0	10.0	1	10	1	0	0	0	0	0	0	0	0	0	0	0	0	0	0	0	0	W	26-10
12/04	at Bengals	S	3	3	0	1.0	7.0	1	7	1	0	0	0	0	0	0	0	0	0	0	0	0	0	0	0	0	L	24-27
12/11	at Broncos	S	3	1	2	1.0	4.0	1	4	1	0	0	0	0	1	0	0	0	0	0	0	0	0	0	0	0	W	34-28
12/18	at Texans	S	2	2	0	0.0	0.0	1	0	0	0	0	0	0	0	0	0	0	0	0	0	0	0	0	0	0	W	30-24+
12/24	Seahawks	S	1	1	0	1.0	9.0	1	9	1	0	0	0	0	1	0	0	0	0	0	0	0	0	0	0	0	W	24-10
01/01	Broncos	S	2	1	1	1.0	3.0	1	3	1	0	0	0	0	0	0	1	0	0	0	0	0	0	0	0	0	W	27-24
01/07	at Raiders	S	3	2	1	0.5	3.5	1	1	1	0	0	0	0	0	0	1	0	0	0	0	0	0	0	0	0	W	31-13
2022 TOTALS		17-17	33	18	15	6.0	40.0	8	38	11	0	0	0	0	7	0	2	0	0	0	0	0	0	0	0	0	14-3	

+ - Overtime



2023 GAME-BY-GAME REGULAR-SEASON STATISTICS (CHIEFS)

DATE	OPPONENT	P/S	TACKLES										INTERCEPTIONS					O. FUMB				ST				MISC		W/L	SCORE							
			TK	S	A	SK	YDS	TFL	YDS	QBH	NO	YDS	LG	TD	PD	FF	FR	TD	YDS	TK	S	A	FF	FR	S	A										
09/07	Lions	S	7	3	4	0.0	0.0	1	10	0	0	0	0	0	1	0	0	0	0	0	0	0	0	0	0	0	L	20-21								
09/17	at Jaguars	S	4	1	3	1.5	9.0	1	7	2	0	0	0	0	0	0	0	0	0	0	0	0	0	0	0	W	17-9									
09/24	Bears	S	2	1	1	0.5	0.0	0	0	1	0	0	0	0	0	0	0	0	0	0	0	0	0	0	0	W	41-10									
10/01	at Jets	S	1	1	0	0.0	0.0	0	0	1	0	0	0	0	0	0	0	0	0	0	0	0	0	0	0	W	23-20									
10/08	at Vikings	S	1	1	0	0.0	0.0	0	0	0	0	0	0	0	0	0	0	0	0	0	0	0	0	0	0	W	27-20									
10/12	Broncos	S	3	2	1	0.5	3.5	0	0	1	0	0	0	0	2	0	0	0	0	0	0	0	0	0	0	W	19-8									
10/22	Chargers	S	3	1	2	1.0	6.0	1	6	1	0	0	0	0	0	0	0	0	0	0	0	0	0	0	0	W	31-17									
10/29	at Broncos	S	7	4	3	2.5	9.5	1	3	3	0	0	0	0	0	1	0	0	0	0	0	0	0	0	0	L	9-24									
11/05	Dolphins	S	1	1	0	0.0	0.0	0	0	1	0	0	0	0	0	0	0	0	0	0	0	0	0	0	0	W	21-14									
11/20	Eagles	S	3	2	1	1.0	0.0	0	0	1	0	0	0	0	0	0	0	0	0	0	0	0	0	0	0	L	17-21									
11/26	at Raiders	S	3	3	0	1.0	13.0	1	13	1	0	0	0	0	0	0	0	0	0	0	0	0	0	0	0	W	31-17									
12/03	at Packers	S	2	1	1	0.0	0.0	0	0	0	0	0	0	0	0	0	0	0	0	0	0	0	0	0	0	L	19-27									
12/10	Bills	S	3	2	1	1.0	5.0	1	5	2	0	0	0	0	0	0	0	0	0	0	0	0	0	0	0	L	17-20									
12/17	at Patriots	S	1	1	0	0.0	0.0	0	0	0	0	0	0	0	0	0	0	0	0	0	0	0	0	0	0	W	27-17									
12/25	Raiders	S	1	1	0	0.0	0.0	0	0	0	0	0	0	0	0	0	0	0	0	0	0	0	0	0	0	L	14-20									
12/31	Bengals	S	5	4	1	1.5	9.5	1	6	3	0	0	0	0	0	0	0	0	0	0	0	0	0	0	0	W	25-17									
01/07	at Chargers		DID NOT PLAY																																W	13-12
2023 TOTALS			16-16	47	29	18	10.5	55.5	7	50	17	0	0	0	0	3	1	0	0	0	0	0	0	0	0	0	11-6									

2022 GAME-BY-GAME POSTSEASON STATISTICS (CHIEFS)

DATE	OPPONENT	P/S	TACKLES										INTERCEPTIONS					O. FUMB				ST				MISC		W/L	SCORE
			TK	S	A	SK	YDS	TFL	YDS	QBH	NO	YDS	LG	TD	PD	FF	FR	TD	YDS	TK	S	A	FF	FR	S	A			
01/21	Jaguars	S	1	0	1	0.0	0.0	0	0	0	0	0	0	0	0	0	0	0	0	0	0	0	0	0	0	0	W	27-20	
01/29	Bengals	S	1	1	0	1.0	4.0	1	4	1	0	0	0	0	0	0	0	0	0	0	0	0	0	0	0	0	W	23-20	
02/12	at Eagles	S	2	1	1	0.0	0.0	0	0	0	0	0	0	0	0	0	0	0	0	0	0	0	0	0	0	0	W	38-35	
2022 TOTALS			3-3	4	2	2	1.0	4.0	1	4	1	0	0	0	0	0	0	0	0	0	0	0	0	0	0	0	3-0		

2023 GAME-BY-GAME POSTSEASON STATISTICS (CHIEFS)

DATE	OPPONENT	P/S	TACKLES										INTERCEPTIONS					O. FUMB				ST				MISC		W/L	SCORE
			TK	S	A	SK	YDS	TFL	YDS	QBH	NO	YDS	LG	TD	PD	FF	FR	TD	YDS	TK	S	A	FF	FR	S	A			
01/13	Dolphins	S	6	3	3	1.5	9.0	1	7	3	0	0	0	0	0	0	0	0	0	0	0	0	0	0	0	0	W	26-7	
01/21	at Bills	S	4	2	2	0.0	0.0	1	1	0	0	0	0	0	1	0	0	0	0	0	0	0	0	0	0	0	W	27-24	
01/28	at Ravens	S	4	3	1	1.0	4.0	1	4	1	0	0	0	0	0	0	1	0	0	0	0	0	0	0	0	0	W	17-10	
02/11	49ers	S	5	2	3	0.5	2.0	0	0	3	0	0	0	0	0	0	1	0	0	0	0	0	0	0	0	0	W	25-22+	
2023 TOTALS			4-4	19	10	9	3.0	15.0	3	12	7	0	0	0	0	1	0	2	0	0	0	0	0	0	0	0	4-0		

+ - Overtime



- 👁️ Kelce enters his 12th season with the Chiefs in 2024.
- 👁️ Spent the majority of the 2013 season on the club's injured reserve list.
- 👁️ Originally entered the NFL as the first of two third-round picks (63rd overall) by the Kansas City Chiefs in the 2013 NFL Draft.

Career Highlights:

- 👁️ Kelce has caught a pass in 158 consecutive games, marking the longest streak in franchise history and besting PFHOF TE Tony Gonzalez's 131 consecutive games. He is three consecutive games behind WR DeAndre Hopkins (161) to be the active streak holder outright.
- 👁️ His 11,328 receiving yards are the most by any Chiefs player and the fourth-most by an NFL tight end. Passed 11,000 total yards Week 12 (11/26/23) in Las Vegas and finished the season with 11,342 combined yards. He is only the second player in Chiefs history to record more than 11,000 combined yards and is second only to Dante Hall (12,356).
- 👁️ Kelce owns 74 career receiving touchdowns, good for second in team history. He needs three more receiving touchdowns to best PFHOF TE Tony Gonzalez (76).
- 👁️ Between Kelce and QB Patrick Mahomes, the pair has 51 touchdown connections. Their 51 touchdown connections passed PFHOF QB Len Dawson and former WR Otis Taylor for most QB-pass catcher connections in Chiefs history. They are now tied with PFHOF QB Drew Brees and TE Jimmy Graham for the third-most QB-tight end touchdown connections in league history.
- 👁️ Kelce holds the record for most receptions by any NFL tight end in their first 10 seasons with 814 catches.
- 👁️ Kelce has caught 600 first down receptions, the fourth-most first down receptions by a tight end in NFL history.
- 👁️ Currently has 37 regular season games of 100 receiving yards or more, which is the most such games in team history and is the most 100-yard games by a tight end in league history.
- 👁️ His 157 receptions of 20 or more yards is a franchise best for all pass catchers. Has tallied 86 receptions of 25+ yards which is the third-most for a tight end in NFL history since 1994.
- 👁️ Kelce's ten consecutive seasons with 50+ receptions is tied for the top spot with WR Mike Evans for the most consecutive seasons among all active pass catchers in the league. With a 50+ reception season in 2024, Kelce would tie TE Tony Gonzalez for the most such seasons in Chiefs history. He currently holds the fourth-most 80+ reception seasons in the NFL (eight) and is tied for the second-most 90+ reception

seasons with six. He trails only former WR Larry Fitzgerald with eight seasons.

- 👁️ Kelce's three seasons of 100+ receptions is a franchise best for any pass catcher and a league best for all tight ends. He is the only tight end in NFL history with multiple 100+ reception seasons.
- 👁️ With 5,359 yards after catch, Kelce is ranked at the top amongst all tight ends in NFL history. With 5,359 career YAC after recording 463 in 2023, Kelce now owns the seventh-most YAC, regardless of position, in the NFL.
- 👁️ Kelce was the fastest player to reach 900 career receptions, doing so against the Raiders (12/25/23) in just 158 games. The previous record was held by TE Jason Witten in 181 games. Kelce is just one of four tight ends to snag 900 receptions. In 154 games, Kelce became the eighth-fastest player to do so in NFL history, regardless of position. Became the fastest tight end in NFL history to reach the 800-reception plateau, doing so in 142 career games played. He tied with PFHOF WR Torry Holt for seventh-fewest games to record 800 receptions by any NFL pass catcher.
- 👁️ Surpassed the 11,000 receiving yard mark Week 12 (11/26/23) at Las Vegas, eclipsing the mark in 154 games. Kelce was the fastest tight end to reach 11,000 receiving yards and the 17th fastest of any NFL pass catcher after also being the fastest tight end in NFL history to record 6,000, 7,000, 8,000, 9,000 and 10,000 receiving yards. Kelce was the fifth tight end to ever reach 10,000 receiving yards and tied with WR A.J. Green as the 16th-fastest to do so of any NFL pass catcher.
- 👁️ For the seventh-straight season in 2022, Kelce eclipsed 1,000 receiving yards, extending his previously established NFL record for tight ends and franchise pass catcher record of seven such seasons. Was just 16 yards short of his eighth 1,000 receiving yard season in 2023. He opted to rest Week 18 (1/7/24) in Los Angeles against the Chargers as there were no playoff implications.
- 👁️ His 2022 season was one for the record books as he recorded the most receptions by any Chiefs tight end in a single-season with 110 catches.
- 👁️ In Week 3 against Indianapolis Colts (9/25/22), successfully completed his fifth-career two-point conversion setting a Chiefs record for the most two-point conversions in a career.
- 👁️ Week 15 against the Chargers (12/16/21), Kelce recorded a career-high 191 yards on 10 receptions with two receiving touchdowns, including a fourth-quarter seven-yard score and the game-winning 34-yard catch-and-run touchdown in overtime.
- 👁️ Recorded 105 receptions in 2020, setting the franchise record for most receptions in a single-season by any pass

catcher, at the time. He also became the first Chiefs player to record multiple seasons with 100 or more receptions (2018, 2020, 2022).

🏈 Finished the 2020 season with 1,416 receiving yards. Kelce and former Chiefs WR Tyreek Hill (1,276) both recorded 1,000+ receiving yards and 10+ receiving touchdowns in 2020. It marked the second time in franchise history that the club had a pair of players accomplish this feat, with Hill and Kelce also doing so in 2018. It marks the 16th time in NFL history that a team had at least two players with 10+ receiving touchdowns and 1,000+ receiving yards in the same season. Kelce and Hill are just the third pair of teammates to accomplish the feat in multiple seasons with the same team, joining Cris Carter and Randy Moss (Minnesota, 1998 and 1999) and Demaryius Thomas and Eric Decker (Denver, 2012 and 2013).

🏈 With 1,416 receiving yards in 2020, he set the NFL record for the most receiving yards in a single season by a tight end in NFL history, passing 49ers TE George Kittle's previous record of 1,377 yards set in 2018. He finished the 2020 season with 1,643 receiving yards in the regular and postseason, also the most by a tight end in NFL history.

🏈 Recorded his first-career rushing touchdown on a four-yard carry in Week 14 against New England (12/8/19).

🏈 During the 2018 season recorded 1,336 receiving yards the most by a tight end in a single-season in Chiefs history, at the time. He also briefly broke the NFL single-season receiving yards record before San Francisco TE George Kittle broke the record later that same day.

Postseason Career Highlights:

🏈 Is one of six players to have been on the active roster for all three of the club's Super Bowl victories over the past five years (LIV, LVII and LVIII). He is joined by G Nick Allegretti, K Harrison Butker, DT Chris Jones, QB Patrick Mahomes and LS James Winchester.

🏈 His 19 career receiving touchdowns, 165 receptions, 1,903 receiving yards and 1,910 scrimmage yards in the postseason are all the most in franchise history.

🏈 Kelce's 19 receiving touchdowns are a league best for tight ends and second-most amongst all NFL pass catchers in the postseason, behind PFHOF WR Jerry Rice (22).

🏈 His 165 receptions are a league best amongst all NFL pass catchers in the postseason, passing PFHOF WR Jerry Rice's 151 receptions.

🏈 Kelce's 1,903 receiving yards are a league best for tight ends and second-most amongst all NFL pass catchers in the postseason, behind PFHOF WR Jerry Rice (2,245).

🏈 His eight career 100-yard receiving games in the postseason are the most in franchise history.

🏈 Appeared in his 22nd career postseason game with the club versus the San Francisco 49ers (2/11/24) in Super Bowl LVIII establishing a new franchise record for most postseason games played with LS James Winchester.

🏈 Has recorded at least three receptions in each of his 22 postseason appearances, marking the longest streak of consecutive games with at least three receptions in postseason play.

🏈 Has recorded five-straight postseasons with 150+ receiving yards and six total seasons reaching the mark, tied for the most such seasons with PFHOF WR Jerry Rice. With 165 receptions and 19 touchdowns, he is one of two players to record 100+ receptions and 10+ receiving touchdowns in their postseason career. He joins PFHOF WR Jerry Rice (151, 22).

🏈 Caught two touchdowns from QB Patrick Mahomes in the Divisional Round Game (1/21/24) in Buffalo in 2023, giving the duo 17 postseason touchdown connections. Mahomes' three-yard pass to Kelce for his second touchdown in the game surpassed QB Tom Brady and TE Rob Gronkowski for the most

QB-pass catcher postseason touchdown connections in NFL history.

🏈 Recorded his third-most postseason receptions in a single game in Baltimore in the 2023 AFC Championship Game (1/28/24) in 2023 with 11 receptions. Also tallied 116 receiving yards, his fifth-highest single postseason game performance. His 116 yards in the AFC Championship Game brought his career receiving yards in Conference Championship Games to 460, the third-most in Conference Championship Game history.

🏈 Kelce owns the fourth-most receiving yards in Super Bowl history with 350 yards in his four appearances. He owns the second-most receptions in Super Bowls with 31 and trails only PFHOF WR Jerry Rice.

🏈 Caught game-winning pass from QB Patrick Mahomes in the 2021 AFC Divisional Round Game to beat the Buffalo Bills in overtime (1/23/22).

🏈 Became the second tight end in NFL history to throw a touchdown pass in the postseason after throwing a two-yard pass to WR Byron Pringle in the 2021 AFC Wild Card game versus the Steelers (1/16/22). The only other tight end to throw a postseason touchdown pass is Trey Burton, who completed a one-yard touchdown pass to QB Nick Foles for the Philadelphia Eagles in Super Bowl LII (2/4/18).

🏈 With 133 yards in Super Bowl LV recorded his third-consecutive postseason game with 100+ receiving yards. He became the first TE in NFL history to record three-consecutive 100-yard games in a single postseason. He joined former WR Larry Fitzgerald, who recorded four-consecutive 100-yard games in the 2008 postseason, as the only two players in NFL history with at least three-consecutive 100-yard games in the same postseason.

🏈 Led the Chiefs with four receiving touchdowns in the 2019 postseason, including a one-yard score in Super Bowl LIV against San Francisco.

🏈 In the 2019 AFC Divisional Round against Houston (1/12/20), he scored three receiving touchdowns, the most receiving touchdowns scored in a postseason game in Chiefs history. All three scores came in the second quarter, making him the first player in the Super Bowl era to record three receiving touchdowns in a single quarter in a postseason game.

Honors:

🏈 Selected to the Pro Bowl following every season since 2015.

🏈 Named an AP All-Pro following the 2016 (first-team), 2017 (second-team), 2018 (first-team), 2019 (second-team), 2020 (first-team; unanimous), 2021 (second-team) and 2022 (first-team) seasons.

🏈 Received PFWA All-NFL Team honors in 2018 and 2020.

🏈 Received PFWA All-AFC Team honors in 2016, 2017, 2018 and 2019.

🏈 Received TSN All-NFL Team honors in 2016, 2019, 2020 and 2021.

🏈 Was voted by teammates as an offensive team captain prior to the club's 2017, 2018, 2019, 2020, 2021, 2022 and 2023 playoff campaigns.

🏈 Voted People's Choice Award Athlete of the Year following the 2023 season.

🏈 2022 Week 11 AFC Offensive Player of the Week.

🏈 2021 Week 15 AFC Offensive Player of the Week.

🏈 2020 Chiefs Derrick Thomas Most Valuable Player.

🏈 2010's Pro Football Hall of Fame All-Decade Team.

🏈 2017 PFWA All-Pro (first-team).

🏈 2016 Sporting News All-Pro.

🏈 2014 Ed Block Courage Award.

Transactions:

Re-signed with Kansas City (4/29/24) ... Re-signed with Kansas

COLLEGE

Played in 35 games (12 starts) at Cincinnati ... Spent the bulk of his 11-game freshman campaign being utilized as a quarterback ... Made a full transition to tight end for the 2011 season ... In his Bearcat career, caught 59 passes for 875 yards (14.83 avg.) and 10 touchdowns, adding 47 yards and two scores on eight carries (5.88 avg.), in addition to recording two tackles (one solo) with a 13-yard kickoff return while completing his only pass attempt for a 39-yard touchdown ... In 21 games as a tight end, he snagged 59 of 71 passes targeted to him, as his success rate (83.1 pct.) was the best for any active player in the collegiate ranks.

PERSONAL

- 🏆 Three-year letterwinner at quarterback at Cleveland Heights High School.
- 🏆 Recognized with All-Lake Erie League honors after totaling 2,539 yards of total offense as a senior and collected 1,016 yards rushing, including 10 touchdowns and 1,523 passing yards on 103-of-198 attempts, with 21 scores and eight interceptions in 2007.
- 🏆 Brother, Jason Kelce, was a sixth round (191st overall) pick of the 2011 NFL Draft by the Philadelphia Eagles and was the starting center on the Super Bowl LII Championship Eagles team. Played 13 seasons in the NFL, all for the Eagles, before announcing his retirement following the 2023 season. Played two seasons for Chiefs Head Coach Andy Reid (2011-12).
- 🏆 In 2015, founded The Eighty-Seven & Running Foundation that helps underserved youth strive to become productive citizens by mentoring and motivating them to explore and develop their abilities while learning critical life skills.
- 🏆 Co-hosts podcast *New Heights* with his brother, Jason.
- 🏆 Majored in exploratory studies.
- 🏆 Hometown: Cleveland Heights, Ohio.

TRAVIS KELCE'S NFL REGULAR SEASON RUSHING/RECEIVING STATISTICS

DATE	TEAM	RECEIVING							RUSHING				
		GP	GS	NO.	YDS.	AVG.	LG	TD	NO.	YDS.	AVG.	LG	TD
2013	Chiefs	1	0	0	0	0.0	0	0	0	0	0.0	0	0
2014	Chiefs	16	11	67	862	12.9	34	5	0	0	0.0	0	0
2015	Chiefs	16	16	72	875	12.2	42t	5	0	0	0.0	0	0
2016	Chiefs	16	15	85	1,125	13.2	80t	4	1	-5	-5.0	-5	0
2017	Chiefs	15	15	83	1,038	12.5	44	8	2	7	3.5	4	0
2018	Chiefs	16	16	103	1,336	13.0	43	10	0	0	0.0	0	0
2019	Chiefs	16	16	97	1,229	12.7	47	5	1	4	4.0	4t	1
2020	Chiefs	15	15	105	1,416	13.5	45	11	0	0	0.0	0	0
2021	Chiefs	16	16	92	1,125	12.2	69	9	2	3	1.5	4t	1
2022	Chiefs	17	17	110	1,338	12.2	52	12	2	5	2.5	4	0
2023	Chiefs	15	15	93	984	10.6	53	5	0	0	0.0	0	0
NFL TOTALS		159	152	907	11,328	12.5	80T	74	8	14	1.8	4T	2

TRAVIS KELCE'S NFL POSTSEASON RUSHING/RECEIVING STATISTICS

DATE	TEAM	RECEIVING							RUSHING				
		GP	GS	NO.	YDS.	AVG.	LG	TD	NO.	YDS.	AVG.	LG	TD
2013	Chiefs	0	0	0	0	0.0	0	0	0	0	0.0	0	0
2015	Chiefs	2	2	14	151	10.8	48	0	0	0	0.0	0	0
2016	Chiefs	1	1	5	77	15.4	24	0	0	0	0.0	0	0
2017	Chiefs	1	1	4	66	16.5	27	1	0	0	0.0	0	0
2018	Chiefs	2	2	10	131	13.1	30	1	0	0	0.0	0	0
2019	Chiefs	3	3	19	207	10.9	28	4	1	2	2.0	2	0
2020	Chiefs	3	3	31	360	11.6	33	3	0	0	0.0	0	0
2021	Chiefs	3	3	23	299	13.0	48t	3	0	0	0.0	0	0
2022	Chiefs	3	3	27	257	9.5	22	4	0	0	0.0	0	0
2023	Chiefs	4	4	32	355	11.1	29	3	1	5	5.0	5	0
NFL TOTALS		22	22	165	1,903	11.5	48T	19	2	7	3.5	5	0

TRAVIS KELCE'S NFL REGULAR SEASON PASSING/RUSHING STATISTICS

DATE	TEAM	PASSING													RUSHING				
		GP	GS	ATT.	CMP.	PCT.	YDS	AVG.	TD	INT.	LG	SK	LST	RATE	NO.	YDS.	AVG.	LG	TD
2013	Chiefs	1	0	0	0	0.0	0	0.0	0	0	0	0	0	0.0	0	0	0.0	0	0
2014	Chiefs	16	11	0	0	0.0	0	0.0	0	0	0	0	0	0.0	0	0	0.0	0	0
2015	Chiefs	16	16	0	0	0.0	0	0.0	0	0	0	0	0	0.0	0	0	0.0	0	0
2016	Chiefs	16	15	0	0	0.0	0	0.0	0	0	0	0	0	0.0	1	-5	-5.0	0	0
2017	Chiefs	15	15	1	0	0.0	0	0.0	0	1	0	0	0	0.0	2	7	3.5	4	0
2018	Chiefs	16	16	0	0	0.0	0	0.0	0	0	0	0	0	0.0	0	0	0.0	0	0
2019	Chiefs	16	16	0	0	0.0	0	0.0	0	0	0	0	0	0.0	1	4	4.0	4t	1
2020	Chiefs	15	15	2	1	50.0	4	2.0	0	0	4	0	0	56.3	0	0	0.0	0	0
2021	Chiefs	16	16	0	0	0.0	0	0.0	0	0	0	0	0	0.0	2	3	1.5	4t	1
2022	Chiefs	17	17	0	0	0.0	0	0.0	0	0	0	0	0	0.0	2	5	2.5	4	0
2023	Chiefs	15	15	0	0	0.0	0	0.0	0	0	0	0	0	0.0	0	0	0.0	0	0
TOTALS		159	152	3	1	33.3	4	1.3	0	1	4	0	0	2.8	8	14	1.8	4T	2



SINGLE-GAME HIGHS: RUSHING/RECEIVING

Rush Attempts	1 vs. Buffalo, Oct 16, 2022 1 at Indianapolis, Sep 25, 2022 1 at Cincinnati, Jan 02, 2022 ...5 more at 1.	Receiving Average	29.3 at Jacksonville, Sep 08, 2019 23.5 at N.Y. Jets, Dec 03, 2017 23.3 vs. New England, Oct 05, 2020 20.3 at Green Bay, Dec 03, 2023 20.3 at Denver, Sep 14, 2014
Rushing Yards	4 vs. Buffalo, Oct 16, 2022 4 vs. Dallas, Nov 21, 2021 4 at New England, Dec 08, 2019 ...1 more at 4.	Longest Receptions	80t vs. Denver, Dec 25, 2016 69 at L.A. Chargers, Dec 16, 2021 53 vs. L.A. Chargers, Oct 22, 2023 52 vs. Seattle, Dec 24, 2022 47 vs. Oakland, Dec 01, 2019
Longest Runs	4 vs. Buffalo, Oct 16, 2022 4t vs. Dallas, Nov 21, 2021 4t at New England, Dec 08, 2019 ...1 more at 4.	Receiving TDs	4 vs. Las Vegas, Oct 10, 2022 3 at L.A. Chargers, Nov 20, 2022 2 at L.A. Chargers, Dec 16, 2021 2 vs. Cleveland, Sep 12, 2021 2 at Buffalo, Oct 19, 2020 ...5 more at 2.
Rushing TDs	1 vs. Dallas, Nov 21, 2021 1 at New England, Dec 08, 2019	All-Purpose Yards	191 at L.A. Chargers, Dec 16, 2021 179 vs. L.A. Chargers, Oct 22, 2023 168 at Oakland, Dec 02, 2018 160 vs. Denver, Dec 25, 2016 159 vs. Carolina, Nov 08, 2020
Receptions	12 vs. L.A. Chargers, Oct 22, 2023 12 at Oakland, Dec 02, 2018 11 vs. Denver, Dec 15, 2019 11 vs. Denver, Dec 25, 2016 10 at Minnesota, Oct 08, 2023 ...5 more at 10.	Most TDs	4 vs. Las Vegas, Oct 10, 2022 3 at L.A. Chargers, Nov 20, 2022 2 at L.A. Chargers, Dec 16, 2021 2 vs. Cleveland, Sep 12, 2021 2 at Buffalo, Oct 19, 2020 ...5 more at 2.
Receiving Yards	191 at L.A. Chargers, Dec 16, 2021 179 vs. L.A. Chargers, Oct 22, 2023 168 at Oakland, Dec 02, 2018 160 vs. Denver, Dec 25, 2016 159 vs. Carolina, Nov 08, 2020	Miscellaneous Tackles	1 at N.Y. Jets, Oct 01, 2023 1 vs. Tennessee, Nov 06, 2022 1 at Indianapolis, Sep 25, 2022 ...4 more at 1.

SINGLE-GAME HIGHS - POSTSEASON: RUSHING/RECEIVING

Rush Attempts	1 at Baltimore, Jan 28, 2024 1 vs. San Francisco, Feb 02, 2020	Longest Receptions	48t vs. Pittsburgh, Jan 16, 2022 48 at Houston, Jan 09, 2016 33 at Tampa Bay, Feb 07, 2021 31 vs. Pittsburgh, Jan 16, 2022 30 vs. Indianapolis, Jan 12, 2019
Rushing Yards	5 at Baltimore, Jan 28, 2024 2 vs. San Francisco, Feb 02, 2020	Receiving TDs	3 vs. Houston, Jan 12, 2020 2 at Buffalo, Jan 21, 2024 2 vs. Jacksonville, Jan 21, 2023 2 vs. Buffalo, Jan 24, 2021 1 at Baltimore, Jan 28, 2024 ...9 more at 1.
Longest Runs	5 at Baltimore, Jan 28, 2024 2 vs. San Francisco, Feb 02, 2020	All-Purpose Yards	134 vs. Houston, Jan 12, 2020 133 at Tampa Bay, Feb 07, 2021 128 at Houston, Jan 09, 2016 121 at Baltimore, Jan 28, 2024 118 vs. Buffalo, Jan 24, 2021 118 vs. Buffalo, Jan 24, 2021
Receptions	14 vs. Jacksonville, Jan 21, 2023 13 vs. Buffalo, Jan 24, 2021 11 at Baltimore, Jan 28, 2024 10 vs. Cincinnati, Jan 30, 2022 10 at Tampa Bay, Feb 07, 2021 ...1 more at 10.	Most TDs	3 vs. Houston, Jan 12, 2020 2 at Buffalo, Jan 21, 2024 2 vs. Jacksonville, Jan 21, 2023 2 vs. Pittsburgh, Jan 16, 2022 ...1 more at 2.
Receiving Yards	134 vs. Houston, Jan 12, 2020 133 at Tampa Bay, Feb 07, 2021 128 at Houston, Jan 09, 2016 118 vs. Buffalo, Jan 24, 2021 116 at Baltimore, Jan 28, 2024	Miscellaneous Tackles	1 vs. San Francisco, Feb 11, 2024 1 vs. Cincinnati, Jan 30, 2022
Receiving Average	21.6 vs. Pittsburgh, Jan 16, 2022 16.5 vs. Tennessee, Jan 06, 2018 16.0 at Houston, Jan 09, 2016 15.4 vs. Indianapolis, Jan 12, 2019 15.4 vs. Pittsburgh, Jan 15, 2017		

100-YARD RECEIVING GAMES (37): REGULAR SEASON

DATE	TEAM	NO.	YDS.	AVG.	LG	TD
12/07/14	at Cardinals	7	110	15.7	29	0
09/13/15	at Texans	6	106	17.7	42t	2
10/30/16	at Colts	7	101	14.4	21	1
11/20/16	BUCCANEERS	7	108	15.4	44	0
11/27/16	at Broncos	8	101	12.6	21	0
12/04/16	at Falcons	8	140	17.5	35	0
12/08/16	RAIDERS	5	101	20.2	34	0
12/25/16	BRONCOS	11	160	14.5	80t	1
09/17/17	EAGLES	8	103	12.9	44	1
10/02/17	COMMANDERS	7	111	15.9	32	1
10/30/17	BRONCOS	7	133	19.0	33	1
11/19/17	at Giants	8	109	13.6	32	0
09/16/18	at Steelers	7	109	15.6	31	2
09/23/18	49ERS	8	114	14.3	25	0
10/07/18	JAGUARS	5	100	20.0	40	0
11/19/18	at Rams	10	127	12.7	37	1
12/02/18	at Raiders	12	168	14.0	28	2
09/15/19	at Raiders	7	107	15.3	34	1
12/15/19	BRONCOS	11	142	12.9	21	0
10/11/20	RAIDERS	8	108	13.5	32	1
11/01/20	JETS	8	109	13.6	25	1
11/08/20	PANTHERS	10	159	15.9	44	0
11/22/20	at Raiders	8	127	15.9	22t	1
12/06/20	BRONCOS	8	136	17.0	28	1
12/13/20	at Dolphins	8	136	17.0	32	1
09/19/21	at Ravens	7	109	15.6	46t	1
09/26/21	CHARGERS	7	104	14.9	28	0
11/14/21	at Raiders	8	119	14.9	30	0
12/16/21	at Chargers	10	191	19.1	69	2
09/11/22	at Cardinals	8	121	15.1	35	1
10/16/22	BILLS	8	108	13.5	25	0
11/06/22	TITANS	10	106	10.6	23	0
11/20/22	at Chargers	6	115	19.2	34	3
12/18/22	at Texans	10	105	10.5	18	0
12/24/22	SEAHAWKS	6	113	18.8	52	0
10/12/23	BRONCOS	9	124	13.8	40	0
10/22/23	CHARGERS	12	179	14.9	53	1

100-YARD RECEIVING GAMES (8): POSTSEASON

DATE	TEAM	NO.	YDS.	AVG.	LG	TD
01/09/16	at Texans	8	128	16.0	48	0
01/12/19	COLTS	7	108	15.4	30	0
01/12/20	TEXANS	10	134	13.4	28	3
01/17/21	BROWNS	8	109	13.6	24	1
01/24/21	BILLS	13	118	9.1	17	2
02/07/21	at Buccaneers	10	133	13.3	33	0
01/16/22	STEELERS	5	108	21.6	48t	1
01/28/24	at Ravens	11	116	10.5	21	1

2013 GAME-BY-GAME REGULAR-SEASON STATISTICS (CHIEFS)

DATE	OPPONENT	P/S	RECEIVING					RUSHING					W/L	SCORE
			NO.	YDS.	AVG.	LG	TD	NO.	YDS.	AVG.	LG	TD		
09/08	at Jaguars												W	28-2
09/15	Cowboys	P	0	0	0.0	0	0	0	0	0.0	0	0	W	17-16
09/19	at Eagles												W	26-16
09/29	Giants												W	31-7
10/06	at Titans												W	26-17
10/13	Raiders												W	24-7
10/20	Texans												W	17-16
11/03	at Bills												W	23-13
11/17	at Broncos												L	17-27
11/24	Chargers												L	38-41
12/01	Broncos												L	28-35
12/08	at Redskins												W	45-10
12/22	Colts												L	7-23
12/29	at Chargers												L	24-27+
2013 TOTALS		1-0	0	0	0.0	0	0	0	0	0.0	0	0	9-5	

+ - Overtime



2014 GAME-BY-GAME REGULAR-SEASON STATISTICS (CHIEFS)

DATE	OPPONENT	P/S	RECEIVING					RUSHING					W/L	SCORE
			NO.	YDS.	AVG.	LG	TD	NO.	YDS.	AVG.	LG	TD		
09/07	Titans	P	3	49	16.3	27	0	0	0	0.0	0	0	L	10-26
09/14	at Broncos	P	4	81	20.3	24	0	0	0	0.0	0	0	L	17-24
09/21	at Dolphins	S	3	36	12.0	20t	1	0	0	0.0	0	0	W	34-15
09/29	Patriots	S	8	93	11.6	33	1	0	0	0.0	0	0	W	41-14
10/05	at 49ers	S	2	15	7.5	13	1	0	0	0.0	0	0	L	17-22
10/19	at Chargers	P	4	33	8.3	16	0	0	0	0.0	0	0	W	23-20
10/26	Rams	S	4	45	11.3	17	0	0	0	0.0	0	0	W	34-7
11/02	Jets	S	4	67	16.8	34	1	0	0	0.0	0	0	W	24-10
11/09	at Bills	P	2	19	9.5	13	0	0	0	0.0	0	0	W	17-13
11/16	Seahawks	S	3	37	12.3	23	0	0	0	0.0	0	0	W	24-20
11/20	at Raiders	S	4	67	16.8	27	0	0	0	0.0	0	0	L	20-24
11/30	Broncos	P	3	36	12.0	19	0	0	0	0.0	0	0	L	16-29
12/07	at Cardinals	S	7	110	15.7	29	0	0	0	0.0	0	0	L	14-17
12/14	Raiders	S	5	59	11.8	20t	1	0	0	0.0	0	0	W	31-13
12/21	at Steelers	S	4	31	7.8	13	0	0	0	0.0	0	0	L	12-20
12/28	Chargers	S	7	84	12.0	24	0	0	0	0.0	0	0	W	19-7
2014 TOTALS		16-11	67	862	12.9	34	5	0	0	0.0	0	0	9-7	

2015 GAME-BY-GAME REGULAR-SEASON STATISTICS (CHIEFS)

DATE	OPPONENT	P/S	RECEIVING					RUSHING					W/L	SCORE
			NO.	YDS.	AVG.	LG	TD	NO.	YDS.	AVG.	LG	TD		
09/13	at Texans	S	6	106	17.7	42t	2	0	0	0.0	0	0	W	27-20
09/17	Broncos	S	4	58	14.5	29	0	0	0	0.0	0	0	L	24-31
09/28	at Packers	S	6	80	13.3	38	0	0	0	0.0	0	0	L	28-38
10/04	at Bengals	S	5	49	9.8	14	0	0	0	0.0	0	0	L	21-36
10/11	Bears	S	3	35	11.7	16	0	0	0	0.0	0	0	L	17-18
10/18	at Vikings	S	5	88	17.6	37	0	0	0	0.0	0	0	L	10-16
10/25	Steelers	S	5	73	14.6	26	0	0	0	0.0	0	0	W	23-13
11/01	Lions	S	6	49	8.2	18	1	0	0	0.0	0	0	W	45-10
11/15	at Broncos	S	5	36	7.2	9	0	0	0	0.0	0	0	W	29-13
11/22	at Chargers	S	5	46	9.2	16	0	0	0	0.0	0	0	W	33-3
11/29	Bills	S	4	69	17.3	38	1	0	0	0.0	0	0	W	30-22
12/06	at Raiders	S	2	42	21.0	26	0	0	0	0.0	0	0	W	34-20
12/13	Chargers	S	3	18	6.0	11	0	0	0	0.0	0	0	W	10-3
12/20	at Ravens	S	6	73	12.2	29	0	0	0	0.0	0	0	W	34-14
12/27	Browns	S	6	43	7.2	13t	1	0	0	0.0	0	0	W	17-13
01/03	Raiders	S	1	10	10.0	10	0	0	0	0.0	0	0	W	23-17
2015 TOTALS		16-16	72	875	12.2	42T	5	0	0	0.0	0	0	11-5	

2016 GAME-BY-GAME REGULAR-SEASON STATISTICS (CHIEFS)

DATE	OPPONENT	P/S	RECEIVING					RUSHING					W/L	SCORE
			NO.	YDS.	AVG.	LG	TD	NO.	YDS.	AVG.	LG	TD		
09/11	Chargers	S	6	74	12.3	20	0	0	0	0.0	0	0	W	33-27+
09/18	at Texans	S	5	34	6.8	11	0	0	0	0.0	0	0	L	12-19
09/25	Jets	S	6	89	14.8	42	1	0	0	0.0	0	0	W	24-3
10/02	at Steelers	S	5	23	4.6	9	1	0	0	0.0	0	0	L	14-43
10/16	at Raiders	S	3	32	10.7	21	0	0	0	0.0	0	0	W	26-10
10/23	Saints	S	2	24	12.0	14	0	0	0	0.0	0	0	W	27-21
10/30	at Colts	S	7	101	14.4	21	1	0	0	0.0	0	0	W	30-14
11/06	Jaguars	S	5	58	11.6	23	0	0	0	0.0	0	0	W	19-14
11/13	at Panthers	S	3	31	10.3	16	0	0	0	0.0	0	0	W	20-17
11/20	Buccaneers	S	7	108	15.4	44	0	1	-5	-5.0	-5	0	L	17-19
11/27	at Broncos	S	8	101	12.6	21	0	0	0	0.0	0	0	W	30-27+
12/04	at Falcons	S	8	140	17.5	35	0	0	0	0.0	0	0	W	29-28
12/08	Raiders	S	5	101	20.2	34	0	0	0	0.0	0	0	W	21-13
12/18	Titans	S	3	41	13.7	16	0	0	0	0.0	0	0	L	17-19
12/25	Broncos	S	11	160	14.5	80t	1	0	0	0.0	0	0	W	33-10
01/01	at Chargers	P	1	8	8.0	8	0	0	0	0.0	0	0	W	37-27
2016 TOTALS		16-15	85	1,125	13.2	80T	4	1	-5	-5.0	-5	0	12-4	

+ - Overtime



2017 GAME-BY-GAME REGULAR-SEASON STATISTICS (CHIEFS)

DATE	OPPONENT	P/S	RECEIVING					RUSHING					W/L	SCORE
			NO.	YDS.	AVG.	LG	TD	NO.	YDS.	AVG.	LG	TD		
09/07	at Patriots	S	5	40	8.0	14	0	1	4	4.0	4	0	W	42-27
09/17	Eagles	S	8	103	12.9	44	1	0	0	0.0	0	0	W	27-20
09/24	at Chargers	S	1	1	1.0	1	0	0	0	0.0	0	0	W	24-10
10/02	Redskins	S	7	111	15.9	32	1	1	3	3.0	3	0	W	29-20
10/08	at Texans	S	8	98	12.3	26	0	0	0	0.0	0	0	W	42-34
10/15	Steelers	S	4	37	9.3	23	0	0	0	0.0	0	0	L	13-19
10/19	at Raiders	S	4	33	8.3	10t	1	0	0	0.0	0	0	L	30-31
10/30	Broncos	S	7	133	19.0	33	1	0	0	0.0	0	0	W	29-19
11/05	at Cowboys	S	7	73	10.4	22	1	0	0	0.0	0	0	L	17-28
11/19	at Giants	S	8	109	13.6	32	0	0	0	0.0	0	0	L	9-12+
11/26	Bills	S	3	39	13.0	25	0	0	0	0.0	0	0	L	10-16
12/03	at Jets	S	4	94	23.5	36t	2	0	0	0.0	0	0	L	31-38
12/10	Raiders	S	7	74	10.6	20	0	0	0	0.0	0	0	W	26-15
12/16	Chargers	S	6	46	7.7	21	0	0	0	0.0	0	0	W	30-13
12/24	Dolphins	S	4	47	11.8	18	1	0	0	0.0	0	0	W	29-13
12/31	at Broncos												W	27-24
INACTIVE														
2017 TOTALS		15-15	83	1,038	12.5	44	8	2	7	3.5	4	0	10-6	

+ - Overtime

2018 GAME-BY-GAME REGULAR-SEASON STATISTICS (CHIEFS)

DATE	OPPONENT	P/S	RECEIVING					RUSHING					W/L	SCORE
			NO.	YDS.	AVG.	LG	TD	NO.	YDS.	AVG.	LG	TD		
09/09	at Chargers	S	1	6	6.0	6	0	0	0	0.0	0	0	W	38-28
09/16	at Steelers	S	7	109	15.6	31	2	0	0	0.0	0	0	W	42-37
09/23	49ers	S	8	114	14.3	25	0	0	0	0.0	0	0	W	38-27
10/01	at Broncos	S	7	78	11.1	29	1	0	0	0.0	0	0	W	27-23
10/07	Jaguars	S	5	100	20.0	40	0	0	0	0.0	0	0	W	30-14
10/14	at Patriots	S	5	61	12.2	17	0	0	0	0.0	0	0	L	40-43
10/21	Bengals	S	5	95	19.0	43	0	0	0	0.0	0	0	W	45-10
10/28	Broncos	S	6	79	13.2	18	1	0	0	0.0	0	0	W	30-23
11/04	at Browns	S	7	99	14.1	21	2	0	0	0.0	0	0	W	37-21
11/11	Cardinals	S	6	46	7.7	10	0	0	0	0.0	0	0	W	26-14
11/19	at Rams	S	10	127	12.7	37	1	0	0	0.0	0	0	L	51-54
12/02	at Raiders	S	12	168	14.0	28	2	0	0	0.0	0	0	W	40-33
12/09	Ravens	S	7	77	11.0	17	1	0	0	0.0	0	0	W	27-24+
12/13	Chargers	S	7	61	8.7	16	0	0	0	0.0	0	0	L	28-29
12/23	at Seahawks	S	5	54	10.8	23	0	0	0	0.0	0	0	L	31-38
12/30	Raiders	S	5	62	12.4	25	0	0	0	0.0	0	0	W	35-3
2018 TOTALS		16-16	103	1,336	13.0	43	10	0	0	0.0	0	0	12-4	

+ - Overtime

2019 GAME-BY-GAME REGULAR-SEASON STATISTICS (CHIEFS)

DATE	OPPONENT	P/S	RECEIVING					RUSHING					W/L	SCORE
			NO.	YDS.	AVG.	LG	TD	NO.	YDS.	AVG.	LG	TD		
09/08	at Jaguars	S	3	88	29.3	42	0	0	0	0.0	0	0	W	40-26
09/15	at Raiders	S	7	107	15.3	34	1	0	0	0.0	0	0	W	28-10
09/22	Ravens	S	7	89	12.7	21	0	0	0	0.0	0	0	W	33-28
09/29	at Lions	S	7	85	12.1	18	0	0	0	0.0	0	0	W	34-30
10/06	Colts	S	4	70	17.5	24	0	0	0	0.0	0	0	L	13-19
10/13	Texans	S	4	58	14.5	18	0	0	0	0.0	0	0	L	24-31
10/17	at Broncos	S	6	44	7.3	13	0	0	0	0.0	0	0	W	30-6
10/27	Packers	S	4	63	15.8	29t	1	0	0	0.0	0	0	L	24-31
11/03	Vikings	S	7	62	8.9	17	0	0	0	0.0	0	0	W	26-23
11/10	at Titans	S	7	75	10.7	17	1	0	0	0.0	0	0	L	32-35
11/18	at Chargers	S	7	92	13.1	31	1	0	0	0.0	0	0	W	24-17
12/01	Raiders	S	5	90	18.0	47	0	0	0	0.0	0	0	W	40-9
12/08	at Patriots	S	7	66	9.4	20	0	1	4	4.0	4t	1	W	23-16
12/15	Broncos	S	11	142	12.9	21	0	0	0	0.0	0	0	W	23-3
12/22	at Bears	S	8	74	9.3	13	1	0	0	0.0	0	0	W	26-3
12/29	Chargers	S	3	24	8.0	11	0	0	0	0.0	0	0	W	31-21
2019 TOTALS		16-16	97	1,229	12.7	47	5	1	4	4.0	4T	1	12-4	



2020 GAME-BY-GAME REGULAR-SEASON STATISTICS (CHIEFS)

DATE	OPPONENT	P/S	RECEIVING					RUSHING					W/L	SCORE	
			NO.	YDS.	AVG.	LG	TD	NO.	YDS.	AVG.	LG	TD			
09/10	Texans	S	6	50	8.3	15	1	0	0	0.0	0	0	0	W	34-20
09/20	at Chargers	S	9	90	10.0	20	1	0	0	0.0	0	0	0	W	23-20+
09/28	at Ravens	S	6	87	14.5	29	0	0	0	0.0	0	0	0	W	34-20
10/05	Patriots	S	3	70	23.3	45	0	0	0	0.0	0	0	0	W	26-10
10/11	Raiders	S	8	108	13.5	32	1	0	0	0.0	0	0	0	L	32-40
10/19	at Bills	S	5	65	13.0	20	2	0	0	0.0	0	0	0	W	26-17
10/25	at Broncos	S	3	31	10.3	17	0	0	0	0.0	0	0	0	W	43-16
11/01	Jets	S	8	109	13.6	25	1	0	0	0.0	0	0	0	W	35-9
11/08	Panthers	S	10	159	15.9	44	0	0	0	0.0	0	0	0	W	33-31
11/22	at Raiders	S	8	127	15.9	22t	1	0	0	0.0	0	0	0	W	35-31
11/29	at Buccaneers	S	8	82	10.3	20	0	0	0	0.0	0	0	0	W	27-24
12/06	Broncos	S	8	136	17.0	28	1	0	0	0.0	0	0	0	W	22-16
12/13	at Dolphins	S	8	136	17.0	32	1	0	0	0.0	0	0	0	W	33-27
12/20	at Saints	S	8	68	8.5	13	1	0	0	0.0	0	0	0	W	32-29
12/27	Falcons	S	7	98	14.0	29	1	0	0	0.0	0	0	0	W	17-14
01/03	Chargers													L	21-38
								DID NOT PLAY							
2020 TOTALS		15-15	105	1,416	13.5	45	11	0	0	0.0	0	0	0	14-2	

+ - Overtime

2021 GAME-BY-GAME REGULAR-SEASON STATISTICS (CHIEFS)

DATE	OPPONENT	P/S	RECEIVING					RUSHING					W/L	SCORE	
			NO.	YDS.	AVG.	LG	TD	NO.	YDS.	AVG.	LG	TD			
09/12	Browns	S	6	76	12.7	19	2	0	0	0.0	0	0	0	W	33-29
09/19	at Ravens	S	7	109	15.6	46t	1	0	0	0.0	0	0	0	L	35-36
09/26	Chargers	S	7	104	14.9	28	0	0	0	0.0	0	0	0	L	24-30
10/03	at Eagles	S	4	23	5.8	10	0	0	0	0.0	0	0	0	W	42-30
10/10	Bills	S	6	57	9.5	15	1	0	0	0.0	0	0	0	L	20-38
10/17	at Football Team	S	8	99	12.4	20	0	0	0	0.0	0	0	0	W	31-13
10/24	at Titans	S	7	65	9.3	24	0	0	0	0.0	0	0	0	L	3-27
11/01	Giants	S	4	27	6.8	14	0	0	0	0.0	0	0	0	W	20-17
11/07	Packers	S	5	68	13.6	25	1	0	0	0.0	0	0	0	W	13-7
11/14	at Raiders	S	8	119	14.9	30	0	0	0	0.0	0	0	0	W	41-14
11/21	Cowboys	S	5	74	14.8	24	0	1	4	4.0	4t	1	W	19-9	
12/05	Broncos	S	3	27	9.0	14	0	0	0	0.0	0	0	0	W	22-9
12/12	Raiders	S	3	27	9.0	19	0	0	0	0.0	0	0	0	W	48-9
12/16	at Chargers	S	10	191	19.1	69	2	0	0	0.0	0	0	0	W	34-28+
12/26	Steelers													W	36-10
								RESERVE/COVID-19							
01/02	at Bengals	S	5	25	5.0	8	1	1	-1	-1.0	-1	0	L	31-34	
01/08	at Broncos	S	4	34	8.5	12	1	0	0	0.0	0	0	W	28-24	
2021 TOTALS		16-16	92	1,125	12.2	69	9	2	3	1.5	4T	1	12-5		

+ - Overtime

2022 GAME-BY-GAME REGULAR-SEASON STATISTICS (CHIEFS)

DATE	OPPONENT	P/S	RECEIVING					RUSHING					W/L	SCORE	
			NO.	YDS.	AVG.	LG	TD	NO.	YDS.	AVG.	LG	TD			
09/11	at Cardinals	S	8	121	15.1	35	1	0	0	0.0	0	0	0	W	44-21
09/15	Chargers	S	5	51	10.2	19	0	0	0	0.0	0	0	0	W	27-24
09/25	at Colts	S	4	58	14.5	29	1	1	1	1.0	1	0	L	17-20	
10/02	at Buccaneers	S	9	92	10.2	22	1	0	0	0.0	0	0	0	W	41-31
10/10	Raiders	S	7	25	3.6	8t	4	0	0	0.0	0	0	0	W	30-29
10/16	Bills	S	8	108	13.5	25	0	1	4	4.0	4	0	L	20-24	
10/23	at 49ers	S	6	98	16.3	27	0	0	0	0.0	0	0	0	W	44-23
11/06	Titans	S	10	106	10.6	23	0	0	0	0.0	0	0	0	W	20-17+
11/13	Jaguars	S	6	81	13.5	46	1	0	0	0.0	0	0	0	W	27-17
11/20	at Chargers	S	6	115	19.2	34	3	0	0	0.0	0	0	0	W	30-27
11/27	Rams	S	4	57	14.3	39t	1	0	0	0.0	0	0	0	W	26-10
12/04	at Bengals	S	4	56	14.0	19	0	0	0	0.0	0	0	0	L	24-27
12/11	at Broncos	S	4	71	17.8	37	0	0	0	0.0	0	0	0	W	34-28
12/18	at Texans	S	10	105	10.5	18	0	0	0	0.0	0	0	0	W	30-24+
12/24	Seahawks	S	6	113	18.8	52	0	0	0	0.0	0	0	0	W	24-10
01/01	Broncos	S	7	43	6.1	12	0	0	0	0.0	0	0	0	W	27-24
01/07	at Raiders	S	6	38	6.3	15	0	0	0	0.0	0	0	0	W	31-13
2022 TOTALS		17-17	110	1,338	12.2	52	12	2	5	2.5	4	0	14-3		

+ - Overtime



2023 GAME-BY-GAME REGULAR-SEASON STATISTICS (CHIEFS)

DATE	OPPONENT	P/S	RECEIVING					RUSHING					W/L	SCORE
			NO.	YDS.	AVG.	LG	TD	NO.	YDS.	AVG.	LG	TD		
09/07	Lions												L	20-21
09/17	at Jaguars	S	4	26	6.5	9t	1	0	0	0.0	0	0	W	17-9
09/24	Bears	S	7	69	9.9	24	1	0	0	0.0	0	0	W	41-10
10/01	at Jets	S	6	60	10.0	16	0	0	0	0.0	0	0	W	23-20
10/08	at Vikings	S	10	67	6.7	14	1	0	0	0.0	0	0	W	27-20
10/12	Broncos	S	9	124	13.8	40	0	0	0	0.0	0	0	W	19-8
10/22	Chargers	S	12	179	14.9	53	1	0	0	0.0	0	0	W	31-17
10/29	at Broncos	S	6	58	9.7	19	0	0	0	0.0	0	0	L	9-24
11/05	Dolphins	S	3	14	4.7	7	0	0	0	0.0	0	0	W	21-14
11/20	Eagles	S	7	44	6.3	13	1	0	0	0.0	0	0	L	17-21
11/26	at Raiders	S	6	91	15.2	27	0	0	0	0.0	0	0	W	31-17
12/03	at Packers	S	4	81	20.3	27	0	0	0	0.0	0	0	L	19-27
12/10	Bills	S	6	83	13.8	23	0	0	0	0.0	0	0	L	17-20
12/17	at Patriots	S	5	28	5.6	11	0	0	0	0.0	0	0	W	27-17
12/25	Raiders	S	5	44	8.8	24	0	0	0	0.0	0	0	L	14-20
12/31	Bengals	S	3	16	5.3	10	0	0	0	0.0	0	0	W	25-17
01/07	at Chargers												W	13-12
2023 TOTALS		15-15	93	984	10.6	53	5	0	0	0.0	0	0	11-6	

2013 GAME-BY-GAME POSTSEASON STATISTICS (CHIEFS)

DATE	OPPONENT	P/S	RECEIVING					RUSHING					W/L	SCORE
			NO.	YDS.	AVG.	LG	TD	NO.	YDS.	AVG.	LG	TD		
01/04	at Colts												L	44-45
2013 TOTALS		0-0	0	0	0.0	0	0	0	0	0.0	0	0	0-1	

2015 GAME-BY-GAME POSTSEASON STATISTICS (CHIEFS)

DATE	OPPONENT	P/S	RECEIVING					RUSHING					W/L	SCORE
			NO.	YDS.	AVG.	LG	TD	NO.	YDS.	AVG.	LG	TD		
01/09	at Texans	S	8	128	16.0	48	0	0	0	0.0	0	0	W	30-0
01/16	at Patriots	S	6	23	3.8	13	0	0	0	0.0	0	0	L	20-27
2015 TOTALS		2-2	14	151	10.8	48	0	0	0	0.0	0	0	1-1	

2016 GAME-BY-GAME POSTSEASON STATISTICS (CHIEFS)

DATE	OPPONENT	P/S	RECEIVING					RUSHING					W/L	SCORE
			NO.	YDS.	AVG.	LG	TD	NO.	YDS.	AVG.	LG	TD		
01/15	Steelers	S	5	77	15.4	24	0	0	0	0.0	0	0	L	16-18
2016 TOTALS		1-1	5	77	15.4	24	0	0	0	0.0	0	0	0-1	

2017 GAME-BY-GAME POSTSEASON STATISTICS (CHIEFS)

DATE	OPPONENT	P/S	RECEIVING					RUSHING					W/L	SCORE
			NO.	YDS.	AVG.	LG	TD	NO.	YDS.	AVG.	LG	TD		
01/06	Titans	S	4	66	16.5	27	1	0	0	0.0	0	0	L	21-22
2017 TOTALS		1-1	4	66	16.5	27	1	0	0	0.0	0	0	0-1	

2018 GAME-BY-GAME POSTSEASON STATISTICS (CHIEFS)

DATE	OPPONENT	P/S	RECEIVING					RUSHING					W/L	SCORE
			NO.	YDS.	AVG.	LG	TD	NO.	YDS.	AVG.	LG	TD		
01/12	Colts	S	7	108	15.4	30	0	0	0	0.0	0	0	W	31-13
01/20	Patriots	S	3	23	7.7	12t	1	0	0	0.0	0	0	L	31-37+
2018 TOTALS		2-2	10	131	13.1	30	1	0	0	0.0	0	0	1-1	

+ - Overtime

2019 GAME-BY-GAME POSTSEASON STATISTICS (CHIEFS)

DATE	OPPONENT	P/S	RECEIVING					RUSHING					W/L	SCORE
			NO.	YDS.	AVG.	LG	TD	NO.	YDS.	AVG.	LG	TD		
01/12	Texans	S	10	134	13.4	28	3	0	0	0.0	0	0	W	51-31
01/19	Titans	S	3	30	10.0	18	0	0	0	0.0	0	0	W	35-24
02/02	49ers	S	6	43	7.2	11	1	1	2	2.0	2	0	W	31-20
2019 TOTALS		3-3	19	207	10.9	28	4	1	2	2.0	2	0	3-0	

2020 GAME-BY-GAME POSTSEASON STATISTICS (CHIEFS)

DATE	OPPONENT	P/S	RECEIVING					RUSHING					W/L	SCORE
			NO.	YDS.	AVG.	LG	TD	NO.	YDS.	AVG.	LG	TD		
01/17	Browns	S	8	109	13.6	24	1	0	0	0.0	0	0	W	22-17
01/24	Bills	S	13	118	9.1	17	2	0	0	0.0	0	0	W	38-24
02/07	at Buccaneers	S	10	133	13.3	33	0	0	0	0.0	0	0	L	9-31
2020 TOTALS		3-3	31	360	11.6	33	3	0	0	0.0	0	0	2-1	

2021 GAME-BY-GAME POSTSEASON STATISTICS (CHIEFS)

DATE	OPPONENT	P/S	RECEIVING					RUSHING					W/L	SCORE
			NO.	YDS.	AVG.	LG	TD	NO.	YDS.	AVG.	LG	TD		
01/16	Steelers	S	5	108	21.6	48t	1	0	0	0.0	0	0	W	42-21
01/23	Bills	S	8	96	12.0	25	1	0	0	0.0	0	0	W	42-36+
01/30	Bengals	S	10	95	9.5	19	1	0	0	0.0	0	0	L	24-27+
2021 TOTALS		3-3	23	299	13.0	48T	3	0	0	0.0	0	0	2-1	

+ - Overtime



2022 GAME-BY-GAME POSTSEASON STATISTICS (CHIEFS)

DATE	OPPONENT	P/S	RECEIVING					RUSHING					W/L	SCORE		
			NO.	YDS.	AVG.	LG	TD	NO.	YDS.	AVG.	LG	TD				
01/21	Jaguars	S	14	98	7.0	15	2	0	0	0.0	0	0	0	0	W	27-20
01/29	Bengals	S	7	78	11.1	16	1	0	0	0.0	0	0	0	0	W	23-20
02/12	at Eagles	S	6	81	13.5	22	1	0	0	0.0	0	0	0	0	W	38-35
2022 TOTALS		3-3	27	257	9.5	22	4	0	0	0.0	0	0	0	0	3-0	

2023 GAME-BY-GAME POSTSEASON STATISTICS (CHIEFS)

DATE	OPPONENT	P/S	RECEIVING					RUSHING					W/L	SCORE		
			NO.	YDS.	AVG.	LG	TD	NO.	YDS.	AVG.	LG	TD				
01/13	Dolphins	S	7	71	10.1	22	0	0	0	0.0	0	0	0	0	W	26-7
01/21	at Bills	S	5	75	15.0	29	2	0	0	0.0	0	0	0	0	W	27-24
01/28	at Ravens	S	11	116	10.5	21	1	1	5	5.0	5	0	0	W	17-10	
02/11	49ers	S	9	93	10.3	22	0	0	0	0.0	0	0	0	W	25-22+	
2023 TOTALS		4-4	32	355	11.1	29	3	1	5	5.0	5	0	0	4-0		

+ - Overtime

2016 GAME-BY-GAME REGULAR-SEASON STATISTICS (CHIEFS)

DATE	OPPONENT	P/S	PASSING											RUSHING				W/L	SCORE	
			ATT	CMP	YDS	PCT	Y/A	Y/C	TD	INT	LG	SK/YD	RATE	ATT	YDS	LG	TD			
09/11	Chargers	S	0	0	0	0.0	0.0	0.0	0	0	0	0/0	0.0	0	0	0	0	0	W	33-27+
09/18	at Texans	S	0	0	0	0.0	0.0	0.0	0	0	0	0/0	0.0	0	0	0	0	0	L	12-19
09/25	Jets	S	0	0	0	0.0	0.0	0.0	0	0	0	0/0	0.0	0	0	0	0	0	W	24-3
10/02	at Steelers	S	0	0	0	0.0	0.0	0.0	0	0	0	0/0	0.0	0	0	0	0	0	L	14-43
10/16	at Raiders	S	0	0	0	0.0	0.0	0.0	0	0	0	0/0	0.0	0	0	0	0	0	W	26-10
10/23	Saints	S	0	0	0	0.0	0.0	0.0	0	0	0	0/0	0.0	0	0	0	0	0	W	27-21
10/30	at Colts	S	0	0	0	0.0	0.0	0.0	0	0	0	0/0	0.0	0	0	0	0	0	W	30-14
11/06	Jaguars	S	0	0	0	0.0	0.0	0.0	0	0	0	0/0	0.0	0	0	0	0	0	W	19-14
11/13	at Panthers	S	0	0	0	0.0	0.0	0.0	0	0	0	0/0	0.0	0	0	0	0	0	W	20-17
11/20	Buccaneers	S	0	0	0	0.0	0.0	0.0	0	0	0	0/0	0.0	1	-5	-5	0	L	17-19	
11/27	at Broncos	S	0	0	0	0.0	0.0	0.0	0	0	0	0/0	0.0	0	0	0	0	0	W	30-27+
12/04	at Falcons	S	0	0	0	0.0	0.0	0.0	0	0	0	0/0	0.0	0	0	0	0	0	W	29-28
12/08	Raiders	S	0	0	0	0.0	0.0	0.0	0	0	0	0/0	0.0	0	0	0	0	0	W	21-13
12/18	Titans	S	0	0	0	0.0	0.0	0.0	0	0	0	0/0	0.0	0	0	0	0	0	L	17-19
12/25	Broncos	S	0	0	0	0.0	0.0	0.0	0	0	0	0/0	0.0	0	0	0	0	0	W	33-10
01/01	at Chargers	P	0	0	0	0.0	0.0	0.0	0	0	0	0/0	0.0	0	0	0	0	0	W	37-27
2016 TOTALS		16-15	0	0	0	0.0	0.0	0.0	0	0	0	0/0	0.0	1	-5	-5	0	12-4		

+ - Overtime

2017 GAME-BY-GAME REGULAR-SEASON STATISTICS (CHIEFS)

DATE	OPPONENT	P/S	PASSING											RUSHING				W/L	SCORE	
			ATT	CMP	YDS	PCT	Y/A	Y/C	TD	INT	LG	SK/YD	RATE	ATT	YDS	LG	TD			
09/07	at Patriots	S	0	0	0	0.0	0.0	0.0	0	0	0	0/0	0.0	1	4	4	0	W	42-27	
09/17	Eagles	S	0	0	0	0.0	0.0	0.0	0	0	0	0/0	0.0	0	0	0	0	W	27-20	
09/24	at Chargers	S	0	0	0	0.0	0.0	0.0	0	0	0	0/0	0.0	0	0	0	0	W	24-10	
10/02	Redskins	S	0	0	0	0.0	0.0	0.0	0	0	0	0/0	0.0	1	3	3	0	W	29-20	
10/08	at Texans	S	0	0	0	0.0	0.0	0.0	0	0	0	0/0	0.0	0	0	0	0	W	42-34	
10/15	Steelers	S	0	0	0	0.0	0.0	0.0	0	0	0	0/0	0.0	0	0	0	0	L	13-19	
10/19	at Raiders	S	0	0	0	0.0	0.0	0.0	0	0	0	0/0	0.0	0	0	0	0	L	30-31	
10/30	Broncos	S	0	0	0	0.0	0.0	0.0	0	0	0	0/0	0.0	0	0	0	0	W	29-19	
11/05	at Cowboys	S	0	0	0	0.0	0.0	0.0	0	0	0	0/0	0.0	0	0	0	0	L	17-28	
11/19	at Giants	S	1	0	0	0.0	0.0	0.0	0	1	0	0/0	0.0	0	0	0	0	L	9-12+	
11/26	Bills	S	0	0	0	0.0	0.0	0.0	0	0	0	0/0	0.0	0	0	0	0	L	10-16	
12/03	at Jets	S	0	0	0	0.0	0.0	0.0	0	0	0	0/0	0.0	0	0	0	0	L	31-38	
12/10	Raiders	S	0	0	0	0.0	0.0	0.0	0	0	0	0/0	0.0	0	0	0	0	W	26-15	
12/16	Chargers	S	0	0	0	0.0	0.0	0.0	0	0	0	0/0	0.0	0	0	0	0	W	30-13	
12/24	Dolphins	S	0	0	0	0.0	0.0	0.0	0	0	0	0/0	0.0	0	0	0	0	W	29-13	
12/31	at Broncos																	W	27-24	
2017 TOTALS		15-15	1	0	0	0.0	0.0	0.0	0	1	0	0/0	0.0	2	7	4	0	10-6		

+ - Overtime



2020 GAME-BY-GAME REGULAR-SEASON STATISTICS (CHIEFS)

DATE	OPPONENT	P/S	PASSING											RUSHING				W/L	SCORE					
			ATT	CMP	YDS	PCT	Y/A	Y/C	TD	INT	LG	SK/YD	RATE	ATT	YDS	LG	TD							
09/10	Texans	S	0	0	0	0.0	0.0	0.0	0	0	0	0/0	0.0	0	0	0	0	W	34-20					
09/20	at Chargers	S	0	0	0	0.0	0.0	0.0	0	0	0	0/0	0.0	0	0	0	0	W	23-20+					
09/28	at Ravens	S	0	0	0	0.0	0.0	0.0	0	0	0	0/0	0.0	0	0	0	0	W	34-20					
10/05	Patriots	S	0	0	0	0.0	0.0	0.0	0	0	0	0/0	0.0	0	0	0	0	W	26-10					
10/11	Raiders	S	0	0	0	0.0	0.0	0.0	0	0	0	0/0	0.0	0	0	0	0	L	32-40					
10/19	at Bills	S	0	0	0	0.0	0.0	0.0	0	0	0	0/0	0.0	0	0	0	0	W	26-17					
10/25	at Broncos	S	0	0	0	0.0	0.0	0.0	0	0	0	0/0	0.0	0	0	0	0	W	43-16					
11/01	Jets	S	0	0	0	0.0	0.0	0.0	0	0	0	0/0	0.0	0	0	0	0	W	35-9					
11/08	Panthers	S	0	0	0	0.0	0.0	0.0	0	0	0	0/0	0.0	0	0	0	0	W	33-31					
11/22	at Raiders	S	1	1	4	100.0	4.0	4.0	0	0	4	0/0	83.3	0	0	0	0	W	35-31					
11/29	at Buccaneers	S	1	0	0	0.0	0.0	0.0	0	0	0	0/0	39.6	0	0	0	0	W	27-24					
12/06	Broncos	S	0	0	0	0.0	0.0	0.0	0	0	0	0/0	0.0	0	0	0	0	W	22-16					
12/13	at Dolphins	S	0	0	0	0.0	0.0	0.0	0	0	0	0/0	0.0	0	0	0	0	W	33-27					
12/20	at Saints	S	0	0	0	0.0	0.0	0.0	0	0	0	0/0	0.0	0	0	0	0	W	32-29					
12/27	Falcons	S	0	0	0	0.0	0.0	0.0	0	0	0	0/0	0.0	0	0	0	0	W	17-14					
01/03	Chargers																	L	21-38					
DID NOT PLAY																								
2020 TOTALS		15-15	2	1	4	50.0	2.0	4.0	0	0	4	0/0	56.3	0	0	0	0	14-2						

+ - Overtime

2021 GAME-BY-GAME REGULAR-SEASON STATISTICS (CHIEFS)

DATE	OPPONENT	P/S	PASSING											RUSHING				W/L	SCORE
			ATT	CMP	YDS	PCT	Y/A	Y/C	TD	INT	LG	SK/YD	RATE	ATT	YDS	LG	TD		
09/12	Browns	S	0	0	0	0.0	0.0	0.0	0	0	0	0/0	0.0	0	0	0	0	W	33-29
09/19	at Ravens	S	0	0	0	0.0	0.0	0.0	0	0	0	0/0	0.0	0	0	0	0	L	35-36
09/26	Chargers	S	0	0	0	0.0	0.0	0.0	0	0	0	0/0	0.0	0	0	0	0	L	24-30
10/03	at Eagles	S	0	0	0	0.0	0.0	0.0	0	0	0	0/0	0.0	0	0	0	0	W	42-30
10/10	Bills	S	0	0	0	0.0	0.0	0.0	0	0	0	0/0	0.0	0	0	0	0	L	20-38
10/17	at Football Team	S	0	0	0	0.0	0.0	0.0	0	0	0	0/0	0.0	0	0	0	0	W	31-13
10/24	at Titans	S	0	0	0	0.0	0.0	0.0	0	0	0	0/0	0.0	0	0	0	0	L	3-27
11/01	Giants	S	0	0	0	0.0	0.0	0.0	0	0	0	0/0	0.0	0	0	0	0	W	20-17
11/07	Packers	S	0	0	0	0.0	0.0	0.0	0	0	0	0/0	0.0	0	0	0	0	W	13-7
11/14	at Raiders	S	0	0	0	0.0	0.0	0.0	0	0	0	0/0	0.0	0	0	0	0	W	41-14
11/21	Cowboys	S	0	0	0	0.0	0.0	0.0	0	0	0	0/0	0.0	1	4	4t	1	W	19-9
12/05	Broncos	S	0	0	0	0.0	0.0	0.0	0	0	0	0/0	0.0	0	0	0	0	W	22-9
12/12	Raiders	S	0	0	0	0.0	0.0	0.0	0	0	0	0/0	0.0	0	0	0	0	W	48-9
12/16	at Chargers	S	0	0	0	0.0	0.0	0.0	0	0	0	0/0	0.0	0	0	0	0	W	34-28+
12/26	Steelers																	W	36-10
01/02	at Bengals	S	0	0	0	0.0	0.0	0.0	0	0	0	0/0	0.0	1	-1	-1	0	L	31-34
01/08	at Broncos	S	0	0	0	0.0	0.0	0.0	0	0	0	0/0	0.0	0	0	0	0	W	28-24
2021 TOTALS		16-16	0	0	0	0.0	0.0	0.0	0	0	0	0/0	0.0	2	3	4T	1	12-5	

+ - Overtime

2022 GAME-BY-GAME REGULAR-SEASON STATISTICS (CHIEFS)

DATE	OPPONENT	P/S	PASSING											RUSHING				W/L	SCORE
			ATT	CMP	YDS	PCT	Y/A	Y/C	TD	INT	LG	SK/YD	RATE	ATT	YDS	LG	TD		
09/11	at Cardinals	S	0	0	0	0.0	0.0	0.0	0	0	0	0/0	0.0	0	0	0	0	W	44-21
09/15	Chargers	S	0	0	0	0.0	0.0	0.0	0	0	0	0/0	0.0	0	0	0	0	W	27-24
09/25	at Colts	S	0	0	0	0.0	0.0	0.0	0	0	0	0/0	0.0	1	1	1	0	L	17-20
10/02	at Buccaneers	S	0	0	0	0.0	0.0	0.0	0	0	0	0/0	0.0	0	0	0	0	W	41-31
10/10	Raiders	S	0	0	0	0.0	0.0	0.0	0	0	0	0/0	0.0	0	0	0	0	W	30-29
10/16	Bills	S	0	0	0	0.0	0.0	0.0	0	0	0	0/0	0.0	1	4	4	0	L	20-24
10/23	at 49ers	S	0	0	0	0.0	0.0	0.0	0	0	0	0/0	0.0	0	0	0	0	W	44-23
11/06	Titans	S	0	0	0	0.0	0.0	0.0	0	0	0	0/0	0.0	0	0	0	0	W	20-17+
11/13	Jaguars	S	0	0	0	0.0	0.0	0.0	0	0	0	0/0	0.0	0	0	0	0	W	27-17
11/20	at Chargers	S	0	0	0	0.0	0.0	0.0	0	0	0	0/0	0.0	0	0	0	0	W	30-27
11/27	Rams	S	0	0	0	0.0	0.0	0.0	0	0	0	0/0	0.0	0	0	0	0	W	26-10
12/04	at Bengals	S	0	0	0	0.0	0.0	0.0	0	0	0	0/0	0.0	0	0	0	0	L	24-27
12/11	at Broncos	S	0	0	0	0.0	0.0	0.0	0	0	0	0/0	0.0	0	0	0	0	W	34-28
12/18	at Texans	S	0	0	0	0.0	0.0	0.0	0	0	0	0/0	0.0	0	0	0	0	W	30-24+
12/24	Seahawks	S	0	0	0	0.0	0.0	0.0	0	0	0	0/0	0.0	0	0	0	0	W	24-10
01/01	Broncos	S	0	0	0	0.0	0.0	0.0	0	0	0	0/0	0.0	0	0	0	0	W	27-24
01/07	at Raiders	S	0	0	0	0.0	0.0	0.0	0	0	0	0/0	0.0	0	0	0	0	W	31-13
2022 TOTALS		17-17	0	0	0	0.0	0.0	0.0	0	0	0	0/0	0.0	2	5	4	0	14-3	

+ - Overtime



2023 GAME-BY-GAME REGULAR-SEASON STATISTICS (CHIEFS)

DATE	OPPONENT	P/S	PASSING										RUSHING				W/L	SCORE	
			ATT	CMP	YDS	PCT	Y/A	Y/C	TD	INT	LG	SK/YD	RATE	ATT	YDS	LG			TD
09/07	Lions		INACTIVE														L	20-21	
09/17	at Jaguars	S	0	0	0	0.0	0.0	0.0	0	0	0	0/0	0.0	0	0	0	0	W	17-9
09/24	Bears	S	0	0	0	0.0	0.0	0.0	0	0	0	0/0	0.0	0	0	0	W	41-10	
10/01	at Jets	S	0	0	0	0.0	0.0	0.0	0	0	0	0/0	0.0	0	0	0	W	23-20	
10/08	at Vikings	S	0	0	0	0.0	0.0	0.0	0	0	0	0/0	0.0	0	0	0	W	27-20	
10/12	Broncos	S	0	0	0	0.0	0.0	0.0	0	0	0	0/0	0.0	0	0	0	W	19-8	
10/22	Chargers	S	0	0	0	0.0	0.0	0.0	0	0	0	0/0	0.0	0	0	0	W	31-17	
10/29	at Broncos	S	0	0	0	0.0	0.0	0.0	0	0	0	0/0	0.0	0	0	0	L	9-24	
11/05	Dolphins	S	0	0	0	0.0	0.0	0.0	0	0	0	0/0	0.0	0	0	0	W	21-14	
11/20	Eagles	S	0	0	0	0.0	0.0	0.0	0	0	0	0/0	0.0	0	0	0	L	17-21	
11/26	at Raiders	S	0	0	0	0.0	0.0	0.0	0	0	0	0/0	0.0	0	0	0	W	31-17	
12/03	at Packers	S	0	0	0	0.0	0.0	0.0	0	0	0	0/0	0.0	0	0	0	L	19-27	
12/10	Bills	S	0	0	0	0.0	0.0	0.0	0	0	0	0/0	0.0	0	0	0	L	17-20	
12/17	at Patriots	S	0	0	0	0.0	0.0	0.0	0	0	0	0/0	0.0	0	0	0	W	27-17	
12/25	Raiders	S	0	0	0	0.0	0.0	0.0	0	0	0	0/0	0.0	0	0	0	L	14-20	
12/31	Bengals	S	0	0	0	0.0	0.0	0.0	0	0	0	0/0	0.0	0	0	0	W	25-17	
01/07	at Chargers		INACTIVE														W	13-12	
2023 TOTALS		15-15	0	0	0	0.0	0.0	0.0	0	0	0	0/0	0.0	0	0	0	0	11-6	

2019 GAME-BY-GAME POSTSEASON STATISTICS (CHIEFS)

DATE	OPPONENT	P/S	PASSING										RUSHING				W/L	SCORE	
			ATT	CMP	YDS	PCT	Y/A	Y/C	TD	INT	LG	SK/YD	RATE	ATT	YDS	LG			TD
01/12	Texans	S	0	0	0	0.0	0.0	0.0	0	0	0	0/0	0.0	0	0	0	0	W	51-31
01/19	Titans	S	0	0	0	0.0	0.0	0.0	0	0	0	0/0	0.0	0	0	0	W	35-24	
02/02	49ers	S	0	0	0	0.0	0.0	0.0	0	0	0	0/0	0.0	1	2	2	0	W	31-20
2019 TOTALS		3-3	0	0	0	0.0	0.0	0.0	0	0	0	0/0	0.0	1	2	2	0	3-0	

2020 GAME-BY-GAME POSTSEASON STATISTICS (CHIEFS)

DATE	OPPONENT	P/S	PASSING										RUSHING				W/L	SCORE	
			ATT	CMP	YDS	PCT	Y/A	Y/C	TD	INT	LG	SK/YD	RATE	ATT	YDS	LG			TD
01/17	Browns	S	0	0	0	0.0	0.0	0.0	0	0	0	0/0	0.0	0	0	0	0	W	22-17
01/24	Bills	S	0	0	0	0.0	0.0	0.0	0	0	0	0/0	0.0	0	0	0	0	W	38-24
02/07	at Buccaneers	S	0	0	0	0.0	0.0	0.0	0	0	0	0/0	0.0	0	0	0	0	L	9-31
2020 TOTALS		3-3	0	0	0	0.0	0.0	0.0	0	0	0	0/0	0.0	0	0	0	0	2-1	

2021 GAME-BY-GAME POSTSEASON STATISTICS (CHIEFS)

DATE	OPPONENT	P/S	PASSING										RUSHING				W/L	SCORE	
			ATT	CMP	YDS	PCT	Y/A	Y/C	TD	INT	LG	SK/YD	RATE	ATT	YDS	LG			TD
01/16	Steelers	S	1	1	2	100.0	2.0	2.0	1	0	2t	0/0	118.8	0	0	0	0	W	42-21
01/23	Bills	S	0	0	0	0.0	0.0	0.0	0	0	0	0/0	0.0	0	0	0	0	W	42-36+
01/30	Bengals	S	0	0	0	0.0	0.0	0.0	0	0	0	0/0	0.0	0	0	0	0	L	24-27+
2021 TOTALS		3-3	1	1	2	100.0	2.0	2.0	1	0	2T	0/0	118.8	0	0	0	0	2-1	

+ - Overtime

2022 GAME-BY-GAME POSTSEASON STATISTICS (CHIEFS)

DATE	OPPONENT	P/S	PASSING										RUSHING				W/L	SCORE	
			ATT	CMP	YDS	PCT	Y/A	Y/C	TD	INT	LG	SK/YD	RATE	ATT	YDS	LG			TD
01/21	Jaguars	S	0	0	0	0.0	0.0	0.0	0	0	0	0/0	0.0	0	0	0	0	W	27-20
01/29	Bengals	S	0	0	0	0.0	0.0	0.0	0	0	0	0/0	0.0	0	0	0	0	W	23-20
02/12	at Eagles	S	0	0	0	0.0	0.0	0.0	0	0	0	0/0	0.0	0	0	0	0	W	38-35
2022 TOTALS		3-3	0	0	0	0.0	0.0	0.0	0	0	0	0/0	0.0	0	0	0	0	3-0	

2023 GAME-BY-GAME POSTSEASON STATISTICS (CHIEFS)

DATE	OPPONENT	P/S	PASSING										RUSHING				W/L	SCORE	
			ATT	CMP	YDS	PCT	Y/A	Y/C	TD	INT	LG	SK/YD	RATE	ATT	YDS	LG			TD
01/13	Dolphins	S	0	0	0	0.0	0.0	0.0	0	0	0	0/0	0.0	0	0	0	0	W	26-7
01/21	at Bills	S	0	0	0	0.0	0.0	0.0	0	0	0	0/0	0.0	0	0	0	0	W	27-24
01/28	at Ravens	S	0	0	0	0.0	0.0	0.0	0	0	0	0/0	0.0	1	5	5	0	W	17-10
02/11	49ers	S	0	0	0	0.0	0.0	0.0	0	0	0	0/0	0.0	0	0	0	0	W	25-22+
2023 TOTALS		4-4	0	0	0	0.0	0.0	0.0	0	0	0	0/0	0.0	1	5	5	0	4-0	

+ - Overtime



COLLEGE 2019 GAME-BY-GAME STATISTICS (MISSISSIPPI ST.)

DATE	OPPONENT	P/S	TACKLES							INTERCEPTIONS					O. FUMB				ST				MISC		W/L	SCORE		
			TK	S	A	SK	YDS	TFL	YDS	QBH	NO	YDS	LG	TD	PD	FF	FR	TD	YDS	TK	S	A	FF	FR			S	A
08/31	at Louisiana	S	1	1	0	0.0	0.0	0.0	0.0	0	0	0	0	0	0	0	0	0	0	0	0	0	0	0	0	0	W	38-28
09/07	Southern Miss.	S	2	0	2	0.0	0.0	0.0	0.0	0	0	0	0	0	0	0	0	0	0	0	0	0	0	0	0	W	38-15	
09/14	Kansas St.	S	0	0	0	0.0	0.0	0.0	0.0	0	0	0	0	0	0	0	0	0	0	0	0	0	0	0	0	L	24-31	
09/21	Kentucky	S	1	0	1	0.0	0.0	0.0	0.0	0	0	0	0	0	0	0	0	0	0	0	0	0	0	0	0	W	28-13	
09/28	at Auburn	S	1	0	1	0.0	0.0	0.0	0.0	0	0	0	0	0	0	0	0	0	0	0	0	0	0	0	0	L	23-56	
10/12	at Tennessee	S	4	1	3	0.5	2.0	0.5	2.0	0	0	0	0	0	0	0	0	0	0	0	0	0	0	0	0	L	10-20	
10/19	LSU	S	0	0	0	0.0	0.0	0.0	0.0	0	0	0	0	0	0	0	0	0	0	0	0	0	0	0	0	L	13-36	
10/26	at Texas A&M	S	1	1	0	0.0	0.0	0.0	0.0	0	0	0	0	0	0	0	0	0	0	0	0	0	0	0	0	L	30-49	
11/02	at Arkansas	S	1	1	0	0.0	0.0	0.0	0.0	0	0	0	0	0	0	0	0	0	0	0	0	0	0	0	0	W	54-24	
11/16	Alabama	S	2	1	1	0.0	0.0	0.0	0.0	0	0	0	0	0	0	0	0	0	0	0	0	0	0	0	0	L	7-38	
11/23	Abilene Christian	S	1	0	1	0.0	0.0	0.5	0.0	0	0	0	0	0	0	0	0	0	0	0	0	0	0	0	0	W	45-7	
11/28	Ole Miss	S	2	0	2	0.5	3.0	0.5	3.0	0	0	0	0	0	0	0	0	0	0	0	0	0	0	0	0	W	21-20	
12/30	at Louisville	S	3	1	2	0.0	0.0	1.0	1.0	0	0	0	0	0	0	0	0	0	0	0	0	0	0	0	0	L	28-38	
2019 TOTALS			13-13	19	6	13	1.0	5.0	2.5	6.0	0	0	0	0	0	0	0	0	0	0	0	0	0	0	0	6-7		

COLLEGE 2020 GAME-BY-GAME STATISTICS (FLORIDA ST.)

DATE	OPPONENT	P/S	TACKLES							INTERCEPTIONS					O. FUMB				ST				MISC		W/L	SCORE		
			TK	S	A	SK	YDS	TFL	YDS	QBH	NO	YDS	LG	TD	PD	FF	FR	TD	YDS	TK	S	A	FF	FR			S	A
09/26	at Miami (FL)	P	0	0	0	0.0	0.0	0.0	0.0	0	0	0	0	0	0	0	0	0	0	0	0	0	0	0	0	0	L	10-52
10/02	Jacksonville St.	S	2	0	2	0.0	0.0	0.0	0.0	0	0	0	0	0	0	0	0	0	0	0	0	0	0	0	0	0	W	41-24
10/09	at Notre Dame	S	1	1	0	0.0	0.0	0.0	0.0	0	0	0	0	0	0	0	0	0	0	0	0	0	0	0	0	L	26-42	
10/24	at Louisville	P	1	1	0	0.0	0.0	0.0	0.0	0	0	0	0	0	0	0	0	0	0	0	0	0	0	0	0	L	16-48	
11/06	Pittsburgh	P	4	3	1	1.0	2.0	1.0	2.0	0	0	0	0	0	0	0	0	0	0	0	0	0	0	0	0	L	17-41	
11/14	at NC State	P	5	1	4	0.0	0.0	0.5	1.0	0	0	0	0	0	0	0	0	0	0	0	0	0	0	0	0	L	22-38	
12/12	Duke	P	1	0	1	0.0	0.0	0.0	0.0	0	0	0	0	0	0	0	0	0	0	0	0	0	0	0	0	W	56-35	
2020 TOTALS			7-2	14	6	8	1.0	2.0	1.5	3.0	0	0	0	0	0	0	0	0	0	0	0	0	0	0	0	2-5		

COLLEGE 2021 GAME-BY-GAME STATISTICS (FLORIDA ST.)

DATE	OPPONENT	P/S	TACKLES							INTERCEPTIONS					O. FUMB				ST				MISC		W/L	SCORE		
			TK	S	A	SK	YDS	TFL	YDS	QBH	NO	YDS	LG	TD	PD	FF	FR	TD	YDS	TK	S	A	FF	FR			S	A
09/05	Notre Dame	S	3	0	3	0.0	0.0	0.0	0.0	0	0	0	0	0	0	0	0	0	0	0	0	0	0	0	0	0	L	38-41
09/11	Jacksonville St.	S	4	0	4	0.0	0.0	0.0	0.0	1	0	0	0	0	0	0	0	0	0	0	0	0	0	0	0	0	L	17-20
09/18	at Wake Forest	S	4	1	3	0.0	0.0	0.5	1.0	1	0	0	0	0	0	0	0	0	0	0	0	0	0	0	0	L	14-35	
09/25	Louisville		DID NOT PLAY																						L	23-31		
10/02	Syracuse	P	2	1	1	1.0	6.0	1.0	6.0	0	0	0	0	0	0	0	0	0	0	0	0	0	0	0	0	W	33-30	
10/09	at North Carolina	P	5	2	3	0.0	0.0	1.0	1.0	0	0	0	0	0	0	0	0	0	0	0	0	0	0	0	0	W	35-25	
10/23	Massachusetts	S	0	0	0	0.0	0.0	0.0	0.0	0	0	0	0	0	0	0	0	0	0	0	0	0	0	0	0	W	59-3	
10/30	at Clemson	S	3	3	0	0.0	0.0	1.0	2.0	0	0	0	0	0	0	0	0	0	0	0	0	0	0	0	0	L	20-30	
11/06	NC State	S	1	1	0	0.0	0.0	0.0	0.0	0	0	0	0	0	0	0	0	0	0	0	0	0	0	0	0	L	14-28	
11/13	Miami (FL)	S	3	0	3	0.0	0.0	0.0	0.0	0	0	0	0	0	0	0	0	0	0	0	0	0	0	0	0	W	31-28	
11/20	at Boston College	S	2	2	0	1.0	6.0	1.0	6.0	0	0	0	0	0	0	0	0	0	0	0	0	0	0	0	0	W	26-23	
11/26	at Florida	S	1	0	1	0.0	0.0	0.0	0.0	0	0	0	0	0	0	0	0	0	0	0	0	0	0	0	0	L	21-24	
2021 TOTALS			11-9	28	10	18	2.0	12.0	4.5	16.0	2	0	0	0	0	0	0	0	0	0	0	0	0	0	0	5-7		

COLLEGE 2022 GAME-BY-GAME STATISTICS (FLORIDA ST.)

DATE	OPPONENT	P/S	TACKLES							INTERCEPTIONS					O. FUMB				ST				MISC		W/L	SCORE		
			TK	S	A	SK	YDS	TFL	YDS	QBH	NO	YDS	LG	TD	PD	FF	FR	TD	YDS	TK	S	A	FF	FR			S	A
08/27	Duquesne	S	0	0	0	0.0	0.0	0.0	0.0	0	0	0	0	0	0	0	0	0	0	0	0	0	0	0	0	0	W	47-7
09/04	at LSU	S	2	1	1	0.0	0.0	0.0	0.0	0	0	0	0	0	0	0	0	0	0	0	0	0	0	0	0	0	W	24-23
09/16	at Louisville		DID NOT PLAY																						W	35-31		
09/24	Boston College		DID NOT PLAY																						W	44-14		
10/01	Wake Forest		DID NOT PLAY																						L	21-31		
10/08	at NC State		DID NOT PLAY																						L	17-19		
10/15	Clemson		DID NOT PLAY																						L	28-34		
10/29	Georgia Tech	S	1	1	0	0.0	0.0	0.0	0.0	0	0	0	0	0	0	0	0	0	0	0	0	0	0	0	0	W	41-16	
11/05	at Miami (FL)	S	3	1	2	1.0	7.0	1.0	7.0	0	0	0	0	0	1	0	0	0	0	0	0	0	0	0	0	W	45-3	
11/12	at Syracuse	S	1	1	0	0.0	0.0	1.0	1.0	0	0	0	0	0	0	0	0	0	0	0	0	0	0	0	0	W	38-3	
11/19	Louisiana	S	1	1	0	0.0	0.0	0.0	0.0	0	0	0	0	0	0	1	0	0	0	0	0	0	0	0	0	W	49-17	
11/25	Florida	S	2	0	2	0.0	0.0	0.0	0.0	0	0	0	0	0	0	0	0	0	0	0	0	0	0	0	0	W	45-38	
12/29	Oklahoma		DID NOT PLAY																						W	35-32		
2022 TOTALS			7-7	10	5	5	1.0	7.0	2.0	8.0	0	0	0	0	0	1	1	0	0	0	0	0	0	0	0	10-3		



COLLEGE 2023 GAME-BY-GAME STATISTICS (FLORIDA ST.)

DATE	OPPONENT	P/S	TACKLES							INTERCEPTIONS					O. FUMB				ST				MISC		W/L	SCORE				
			TK	S	A	SK	YDS	TFL	YDS	QBH	NO	YDS	LG	TD	PD	FF	FR	TD	YDS	TK	S	A	FF	FR			S	A		
09/03	LSU	P	0	0	0	0.0	0.0	0.0	0.0	0	0	0	0	0	0	0	0	0	0	0	0	0	0	0	0	0	0	0	L	24-45
09/09	Southern Miss.	P	1	0	1	0.0	0.0	0.0	0.0	1	0	0	0	0	0	0	0	0	0	0	0	0	0	0	0	0	0	0	W	66-13
09/16	at Boston College	P	2	1	1	0.0	0.0	0.0	0.0	0	0	0	0	0	0	0	0	0	0	0	0	0	0	0	0	0	0	0	W	31-29
09/23	at Clemson	P	1	0	1	0.0	0.0	0.0	0.0	0	0	0	0	0	1	0	0	0	0	0	0	0	0	0	0	0	0	0	W	31-24
10/07	Virginia Tech	P	1	1	0	0.0	0.0	0.0	0.0	0	0	0	0	0	0	0	0	0	0	0	0	0	0	0	0	0	0	0	W	39-17
10/14	Syracuse	P	0	0	0	0.0	0.0	0.0	0.0	0	0	0	0	0	0	0	0	0	0	0	0	0	0	0	0	0	0	0	W	41-3
10/21	Duke	P	4	3	1	0.0	0.0	2.0	7.0	0	0	0	0	0	0	0	0	0	0	0	0	0	0	0	0	0	0	0	W	38-20
10/28	at Wake Forest	P	1	1	0	0.0	0.0	0.0	0.0	0	0	0	0	0	0	0	0	0	0	0	0	0	0	0	0	0	0	0	W	41-16
11/04	at Pittsburgh	P	1	0	1	0.0	0.0	0.0	0.0	0	0	0	0	0	0	0	0	0	0	0	0	0	0	0	0	0	0	0	W	24-7
11/11	Miami (FL)	P	5	1	4	0.0	0.0	0.0	0.0	0	0	0	0	0	0	0	0	0	0	0	0	0	0	0	0	0	0	0	W	27-20
11/18	North Ala.	P	1	1	0	0.0	0.0	0.0	0.0	0	0	0	0	0	0	0	0	0	0	0	0	0	0	0	0	0	0	0	W	58-13
11/25	at Florida	P	3	1	2	0.0	0.0	1.0	1.0	0	0	0	0	0	0	0	0	0	0	0	0	0	0	0	0	0	0	0	W	24-15
12/02	Louisville	P	2	1	1	1.0	8.0	1.0	8.0	0	0	0	0	0	2	0	0	0	0	0	0	0	0	0	0	0	0	0	W	16-6
12/30	Georgia	P	0	0	0	0.0	0.0	0.0	0.0	0	0	0	0	0	0	0	0	0	0	0	0	0	0	0	0	0	0	0	L	3-63
2023 TOTALS			14-0	22	10	12	1.0	8.0	4.0	16.0	1	0	0	0	0	3	0	0	0	0	0	0	0	0	0	0	0	12-2		



18 19 20 21 22 23 18 22 20 19 22 23 18 22

PATRICK MAHOMES

QUARTERBACK #15
TEXAS TECH

8TH YEAR IN THE NFL | **8TH YEAR WITH THE CHIEFS**

HEIGHT: 6'2"
WEIGHT: 225 LBS
DRAFTED: D1-17
BIRTHDAY: 9/17/95

- 🏆 Mahomes enters his eighth season with the Chiefs in 2024 and his seventh year as the starter (2018-24).
- 🏆 Mahomes is the youngest player ever to win both a league MVP and a Super Bowl title.
- 🏆 He is the first player in the 21st century to win both the league MVP and the Super Bowl MVP in the same season (2022).
- 🏆 Originally entered the NFL as a first-round pick (10th overall) by the Kansas City Chiefs in the 2017 NFL Draft.
- 🏆 The Chiefs traded the No. 27 overall pick, a third-round pick and their 2018 first-round selection to the Buffalo Bills in order to move up to the 10th spot to select Mahomes.

Career Highlights:

- 🏆 Mahomes tops the franchise's career passing charts in multiple categories, ranking first in passer rating (103.5), completions (2,386), completion percentage (66.5%), 300-yard passing games (45), 100.0 passer rating games (52), yards-per-attempt average (7.92), 20-yard completions (375), passing yards in a single-season (5,250 in 2022), passing yards in consecutive seasons (10,089; 2021-22) and rushing touchdowns by a quarterback (12). He also finds himself in the top two for attempts (3,590), yards (28,424) and touchdowns (219). He trails only PFHOF QB Len Dawson in all three categories.
- 🏆 He currently holds the second-highest passer rating in NFL history amongst people with 1,500 passing attempts (103.5). He trails Aaron Rodgers (103.6).
- 🏆 Owns 98 career touchdown passes at GEHA Field at Arrowhead Stadium, passing QB Trent Green (62) for the most career touchdown passes in the stadium's history.
- 🏆 With 5,250 passing yards in 2022, Mahomes recorded his fifth-consecutive season (2018-22) with 4,000 or more passing yards. He joins PFHOF QB Peyton Manning as the only two players to have five such seasons in their first six years in the league.
- 🏆 Mahomes threw for 4,500+ yards and 35+ touchdowns in four of his first six seasons in the league (2018, 2020, 2021, 2022). He is one of eight players in NFL history to have multiple seasons throwing for 4,500+ yards and 35+ touchdowns and one of just four quarterbacks in NFL history to have at least four such seasons, joining Tom Brady (five), Drew Brees (four) and PFHOF QB Peyton Manning (four).
- 🏆 Starting his 75th game against the Cincinnati Bengals in Week 13 of 2022 (12/4/22), Mahomes holds the record for most touchdown passes (181), passing yards (22,799) and wins (59) in any NFL quarterback's first 75 games.
- 🏆 With 4,183 yards in 2023, Mahomes now owns 28,424

- passing yards, surpassing the 25,000 yard plateau in just 83 games, the fastest in NFL history to surpass that mark.
- 🏆 Mahomes was already the fastest quarterback in NFL history to reach 15,000 career passing yards, but he officially became the fastest one to reach 20,000 career passing yards, doing so in 67 games. His 67 games outpaced QB Matthew Stafford's 71 games.
- 🏆 Between Mahomes and TE Travis Kelce, the pair has 51 touchdown connections. Their 51 touchdown connections passed PFHOF QB Len Dawson and former WR Otis Taylor for most QB-pass catcher connections in Chiefs history.
- 🏆 After being named the NFL MVP for the 2018 season as voted on by the *Associated Press*, he became the youngest recipient of the award since PFHOF QB Dan Marino in 1984.
- 🏆 Mahomes threw a touchdown pass in 31 straight regular season games between the 2019 and 2021 seasons, establishing a new franchise record and ranking as the ninth-longest streak in NFL history (regular season only). He also owns a streak of 14 consecutive regular season games spanning from 2018 to 2019 with at least two touchdown passes, the second-longest streak in NFL history behind only PFHOF QB Peyton Manning's streak of 15 such games.
- 🏆 Owns 45 career 300-yard games, marking the most 300-yard games in franchise history and the most in the NFL since 2017. Twenty-six of those performances came in his first four seasons (2017-20), tying PFHOF QB Kurt Warner (26) for the most games of at least 300 passing yards in a player's first four seasons in league annals.
- 🏆 Recorded 1,831 passing yards with no interceptions in the first five games of the 2019 season, passing PFHOF Peyton Manning (1,744 passing yards in 2013) for the most passing yards without an interception to begin a season in NFL history.
- 🏆 Threw for 278 yards in the second quarter in Week 2 at Oakland (9/15/19), the second-most passing yards in any single quarter in a game in NFL history, trailing only former QB Drew Brees who threw for 294 yards in the fourth quarter at Atlanta on Nov. 9, 2008.
- 🏆 During the 2018 season, became just the second quarterback (Peyton Manning in 2013) in NFL history to throw for 50 touchdowns and 5,000 passing yards in a single-season.
- 🏆 In his first season as the full-time starter in 2018, he broke the Chiefs single-season passing touchdown record by Week 10, passing Len Dawson (30) with 31 touchdown passes. Went on to finish the 2018 season with 50 touchdown passes, tied for the second-most in a single season in NFL history with former Tom Brady (50 in 2007).
- 🏆 Has recorded six touchdown passes in a game twice in his career against the Steelers (9/16/18) and the Rams (11/19/18), tying Chiefs and PFHOF QB Len Dawson for most touchdown

passes in one game in team history. Mahomes is one of ten quarterbacks in league history to record multiple six-touchdown games.

🏈 Threw 29 touchdown passes in his first 10 career NFL games, more TD throws than any QB in NFL history in their first 10 games.

🏈 First quarterback in Chiefs history to throw for 300+ yards in eight consecutive games in a single season (2018). His streak is tied for second-most consecutive games with 300+ yards.

🏈 Made his NFL debut and first start during the Chiefs 2017 regular season finale at the Denver Broncos (12/31/17), completing 22-of-35 passes (62.9%) for 284 yards. His 284 passing yards in the game are the second-most by a rookie passer in a single-game in franchise history.

Postseason Career Highlights:

🏈 Is one of six players to have been on the active roster for all three of the club's Super Bowl victories over the past five years (LIV, LVII and LVIII). He is joined by G Nick Allegretti, K Harrison Butker, DT Chris Jones, TE Travis Kelce and LS James Winchester.

🏈 Has started 18 career postseason games for the Chiefs, the fifth-most in Chiefs history, carrying an 15-3 record. His 18 starts and 83.3 winning percentage are the top marks by a quarterback in franchise history.

🏈 As he started his fourth Super Bowl in 2023, Mahomes became just the eighth quarterback in NFL history to start in four or more Super Bowls. Only former QBs Tom Brady (10) and John Elway (5) have more. After defeating the 49ers for back-to-back Super Bowl titles in Super Bowl LVIII, Mahomes now has three Super Bowl titles, the fourth most in NFL history. He trails only Brady (7), Joe Montana (4) and Terry Bradshaw (4).

🏈 Mahomes owns the franchise's postseason records for passing yards (5,135), touchdown passes (41), completions (456), attempts (672), completion percentage (67.9), passer rating (105.8) and rushing yards (524).

🏈 Mahomes' 41 postseason touchdown passes are the fifth-most in NFL history amongst players with at least 150 attempts.

🏈 His 105.8 passer rating in the postseason is the highest passer rating by any NFL quarterback in playoff history.

🏈 Mahomes has recorded seven games of a 120.0+ passer rating in the postseason, marking a league-best.

🏈 In his first seven NFL seasons, Mahomes ranks at the top in the following postseason categories: touchdown passes (41), passes completed (456), passes attempted (672) and passing yards (5,135).

🏈 Mahomes threw two touchdowns in Super Bowl LVIII, giving him seven career Super Bowl touchdown passes, the fifth-most in Super Bowl history. He has now also thrown for 1,071 yards in his four Super Bowl appearances, giving him the fifth-most passing yards in Super Bowl history and making him one of just six players to throw more than 1,000 yards in Super Bowls.

🏈 Has thrown five touchdown passes in a postseason game twice, joining PFHOF QB Kurt Warner (twice) and former QB Daryle Lamonica (twice) as the only players in NFL history to have multiple playoff games with five or more passing touchdowns.

🏈 Became the 13th starting quarterback to win multiple Super Bowls with his victory over the Eagles in Super Bowl LVII.

🏈 After receiving the Super Bowl MVP, Mahomes became the fifth player in history to win multiple Super Bowl MVP titles and 11th player ever to receive both the Super Bowl MVP and league MVP in the same season.

🏈 In Super Bowl LVII in Arizona, Mahomes threw three touchdown passes, marking his eighth postseason game of three or more touchdown passes. Having eight such games

puts him in a tie for third-most postseason games of three or more touchdown passes with QB Aaron Rodgers. PFHOF QB Joe Montana (nine) and former QB Tom Brady (13) are the other two ahead of Mahomes.

🏈 Finished the 2021 postseason with 11 passing touchdowns, tying Joe Flacco (2012) and PFHOFs Kurt Warner (2008) and Joe Montana (1989) for the most touchdown passes in a single postseason in NFL history, at the time.

🏈 Threw three touchdown passes in the 2021 AFC Championship Game vs. Cincinnati (1/30/22), giving him seven postseason games with three or more touchdown passes, ranking as the fourth-most by a quarterback in NFL history, at the time.

🏈 Orchestrated one of the most exciting finishes to a playoff game in the 2021 AFC Divisional Round Game against the Buffalo Bills, leading the Chiefs to 19 fourth-quarter and overtime points, including setting up the game-tying field goal with just 0:13 remaining on the clock in regulation and connecting with TE Travis Kelce for an eight-yard game-winning touchdown in OT. Completed a franchise record 33 passes and tied for the second-most yards in a single game in franchise postseason history with 378 yards in the win to set up an NFL record fourth-consecutive home conference title game at GEHA Field at Arrowhead Stadium.

🏈 With his start in Super Bowl LV following the 2020 season, Mahomes became the youngest quarterback in NFL history (25 years and 143 days old) to start in two Super Bowls, surpassing Russell Wilson, who was 26 years and 64 days old at the time of his second Super Bowl start (SB XLIX) with the Seattle Seahawks.

🏈 With his start in the AFC Championship Game against Buffalo (1/24/21) during the 2020 season, he became the 12th quarterback since the 1970 merger to start in three-consecutive conference championship games and was the first player to accomplish the feat prior to his 26th birthday. He also became the first quarterback ever to accomplish the feat in his first four seasons in the league.

🏈 At 24 years and 138 days, Mahomes became the third-youngest player and youngest quarterback in NFL history to be named Super Bowl MVP, earning the honors for his performance in Super Bowl LIV vs. the San Francisco 49ers.

🏈 In the AFC Championship Game against Tennessee (1/19/20) became the first player in Chiefs franchise history to ever record multiple passing touchdowns and a rushing touchdown (three passing, one rushing) in a postseason game.

🏈 Became the first player in NFL history to record 300+ passing yards, five or more passing touchdowns and 50+ rushing yards in a playoff game in the AFC Divisional Round against Houston (1/12/20).

🏈 Threw five touchdown passes in the 2020 AFC Divisional Round, the most in a single-game in Chiefs postseason history and tied for the fourth-most in NFL history. Four of his five touchdowns came in the second quarter, making him just the second player in NFL postseason history (QB Doug Williams in Super Bowl XXII) with four passing touchdowns in a single quarter.

Honors:

🏈 Selected to the Pro Bowl following the 2018, 2019, 2020, 2021, 2022 and 2023 seasons.

🏈 Named an AP All-Pro following the 2018 and 2022 seasons (first-team) and the 2020 season (second-team).

🏈 Received PFWA All-AFC Team honors in 2018 and 2020.

🏈 Voted by teammates as an offensive team captain for the postseason in each of his seven seasons as the starter (2018-23).

🏈 2023 Chiefs Derrick Thomas Most Valuable Player.

🏈 2023 Week 12 AFC Offensive Player of the Week.

🏈 Super Bowl LVIII MVP.

- 🏆 Voted the ESPY Best Male Athlete and ESPY Best NFL Player following the 2022 season.
- 🏆 2022 Chiefs Derrick Thomas Most Valuable Player.
- 🏆 Super Bowl LVII MVP.
- 🏆 2022 NFL Most Valuable Player.
- 🏆 November 2022 AFC Offensive Player of the Month.
- 🏆 2022 Weeks 1 and 4 AFC Offensive Player of the Week.
- 🏆 December 2021 AFC Offensive Player of the Month.
- 🏆 2021 Weeks 1 and 10 AFC Offensive Player of the Week.
- 🏆 2020 Sports Illustrated Sportsperson of the Year.
- 🏆 2020 TSN All-NFL Team.
- 🏆 November 2020 AFC Offensive Player of the Month.
- 🏆 2020 Weeks 3 and 8 AFC Offensive Player of the Week.
- 🏆 Super Bowl LIV MVP.
- 🏆 September 2019 AFC Offensive Player of Month.
- 🏆 2019 Week 2 AFC Offensive Player of Week.
- 🏆 2019 ESPY Best NFL Player.

- 🏆 2019 Week 2 FedEx Air Player of the Week.
- 🏆 2018 Chiefs Derrick Thomas Most Valuable Player.
- 🏆 2018 Bert Bell Award.
- 🏆 2018 NFL Most Valuable Player.
- 🏆 2018 AP, NFL, PFWA, SI and the 101 Awards Offensive Player of the Year.
- 🏆 2018 PFW All-NFL Team.
- 🏆 2018 FedEx Air Player of the Year.
- 🏆 2018 Weeks 1, 2, 7 and 8 AFC Offensive Player of the Week.
- 🏆 2018 Weeks 2, 7 and 8 FedEx Air Player of the Week.
- 🏆 September 2018 AFC Player of the Month.

Transactions:

Signed contract extension with Kansas City (7/6/20) ... Originally entered the NFL as a first-round pick (10th overall) by the Kansas City Chiefs in the 2017 NFL Draft.

COLLEGE

A three-year starter at Texas Tech, Mahomes finished his Red Raider career with 857 completions on 1,349 attempts (63.5 pct.) ... Totaled 11,252 yards, 93 touchdowns and 845 rushing yards ... Began his career by starting the Red Raiders final four games as a true freshman, passing for 1,547 yards and 16 touchdowns with a 56.8 completion percentage with one of those games being a 598-yard, six-touchdown effort against a top-10 team in Baylor ... Gathered honorable mention All-Big 12 notice as a freshman in 2014 and was additionally honored in 2015 after starting every game and leading the FBS with 393 yards of total offense per game (totaled 4,653 yards, 36 TDs, 15 INTs, 63.5 completion percentage) ... Was a second-team All-Conference pick in his final season at Tech in 2016, leading the FBS with 421 passing yards per game (5,052 total, 41 TDs, 10 INTs, 65.7 completion percentage) ... Set a (then) NCAA record with 819 yards of total offense, while also tying the NCAA mark for passing yards with 734 vs. No. 16 Oklahoma on Oct. 23.

PERSONAL

- 🏆 Attended Whitehouse (Texas) High School where he earned several honors: MaxPreps 2013-14 National Male Athlete of the Year, 2013 Texas Associated Press Sports Editors High School Football Player of the Year, Associated Press Class 4A Offensive Player of the Year and All-East Texas Most Valuable Player.
- 🏆 A three-sport star as a prep, Mahomes also lettered in basketball and baseball, where he was selected by the Detroit Tigers in the 2014 Major League Baseball First-Year Player Draft in the 37th Round (No. 1,120 overall selection).
- 🏆 Father, Pat, pitched 11 years in Major League Baseball with six organizations, including five years with the Minnesota Twins.
- 🏆 Studied marketing at Texas Tech.
- 🏆 In 2019, founded the 15 and the Mahomies Foundation which is dedicated to improving the lives of children. The foundation supports initiatives that focus on health, wellness, communities in need of resources and other charitable causes.
- 🏆 Hometown: Tyler, Texas.

PATRICK MAHOMES' NFL REGULAR SEASON PASSING STATISTICS

DATE	TEAM	GP	GS	ATT.	CMP.	PCT.	YDS	AVG.	TD	INT.	LG	SK	LST	RATE
2017	Chiefs	1	1	35	22	62.9	284	8.1	0	1	51	2	15	76.4
2018	Chiefs	16	16	580	383	66.0	5,097	8.8	50	12	89t	26	171	113.8
2019	Chiefs	14	14	484	319	65.9	4,031	8.3	26	5	83t	17	127	105.3
2020	Chiefs	15	15	588	390	66.3	4,740	8.1	38	6	75t	22	147	108.2
2021	Chiefs	17	17	658	436	66.3	4,839	7.4	37	13	75t	28	146	98.5
2022	Chiefs	17	17	648	435	67.1	5,250	8.1	41	12	67	26	188	105.2
2023	Chiefs	16	16	597	401	67.2	4,183	7.0	27	14	67	27	186	92.6
TOTALS		96	96	3,590	2,386	66.5	28,424	7.9	219	63	89T	148	980	103.5

PATRICK MAHOMES' NFL POSTSEASON PASSING STATISTICS

DATE	TEAM	GP	GS	ATT.	CMP.	PCT.	YDS	AVG.	TD	INT.	LG	SK	LST	RATE
2017	Chiefs	0	0	0	0	0.0	0	0.0	0	0	0	0	0	0.0
2018	Chiefs	2	2	72	43	59.7	573	8.0	3	0	54	8	71	98.9
2019	Chiefs	3	3	112	72	64.3	901	8.0	10	2	60t	6	20	111.5
2020	Chiefs	3	3	117	76	65.0	850	7.3	4	2	71	4	27	90.8
2021	Chiefs	3	3	122	89	73.0	1,057	8.7	11	3	64t	9	81	118.8
2022	Chiefs	3	3	100	72	72.0	703	7.0	7	0	29	3	11	114.7
2023	Chiefs	4	4	149	104	69.8	1,051	7.1	6	1	52	5	19	100.3
TOTALS		18	18	672	456	67.9	5,135	7.6	41	8	71	35	229	105.8



PATRICK MAHOMES' NFL REGULAR SEASON RUSHING STATISTICS

DATE	TEAM	NO.	YDS.	AVG.	LG	TD
2017	Chiefs	7	10	1.4	5	0
2018	Chiefs	60	272	4.5	28	2
2019	Chiefs	43	218	5.1	25	2
2020	Chiefs	62	308	5.0	24	2
2021	Chiefs	66	381	5.8	32	2
2022	Chiefs	61	358	5.9	20	4
2023	Chiefs	75	389	5.2	25	0
TOTALS		374	1,936	5.2	32	12

PATRICK MAHOMES' NFL POSTSEASON RUSHING STATISTICS

DATE	TEAM	NO.	YDS.	AVG.	LG	TD
2017	Chiefs	0	0	0.0	0	0
2018	Chiefs	5	19	3.8	9	1
2019	Chiefs	24	136	5.7	27t	2
2020	Chiefs	13	52	4.0	13	1
2021	Chiefs	13	117	9.0	34	1
2022	Chiefs	12	60	5.0	26	0
2023	Chiefs	23	141	6.1	28	0
TOTALS		90	525	5.8	34	5

SINGLE-GAME HIGHS: QUARTERBACK

Pass Attempts	68 vs. Tennessee, Nov 06, 2022 54 vs. Buffalo, Oct 10, 2021 53 vs. Baltimore, Dec 09, 2018 50 at Las Vegas, Nov 14, 2021 50 at Tennessee, Nov 10, 2019	Passer Rating	154.8 at Pittsburgh, Sep 16, 2018 144.4 vs. N.Y. Jets, Nov 01, 2020 144.2 at Arizona, Sep 11, 2022 143.2 at Jacksonville, Sep 08, 2019 139.2 vs. Las Vegas, Dec 12, 2021
Pass Completions	43 vs. Tennessee, Nov 06, 2022 37 at Tampa Bay, Nov 29, 2020 36 at Houston, Dec 18, 2022 36 at Tennessee, Nov 10, 2019 35 at Las Vegas, Nov 14, 2021 ...1 more at 35.	Rush Attempts	10 vs. Las Vegas, Dec 25, 2023 10 at Buffalo, Oct 19, 2020 9 at Denver, Jan 08, 2022 9 at Oakland, Dec 02, 2018 8 vs. Buffalo, Oct 10, 2021 ...1 more at 8.
Yards Passing	478 at L.A. Rams, Nov 19, 2018 462 at Tampa Bay, Nov 29, 2020 446 vs. Tennessee, Nov 06, 2022 446 at Tennessee, Nov 10, 2019 443 at Oakland, Sep 15, 2019	Rushing Yards	63 vs. Tennessee, Nov 06, 2022 61 vs. Buffalo, Oct 10, 2021 59 at L.A. Chargers, Nov 18, 2019 54 at Denver, Jan 08, 2022 54 at L.A. Chargers, Sep 20, 2020 ...1 more at 54.
TD Passes	6 at L.A. Rams, Nov 19, 2018 6 at Pittsburgh, Sep 16, 2018 5 at Arizona, Sep 11, 2022 5 at Las Vegas, Nov 14, 2021 ...2 more at 5.	Rushing Average	7.6 vs. Buffalo, Oct 10, 2021 7.3 at N.Y. Jets, Oct 01, 2023 6.0 at Denver, Jan 08, 2022 5.8 at Oakland, Dec 02, 2018 5.6 vs. Jacksonville, Nov 13, 2022
Long Passes	89t vs. Oakland, Dec 30, 2018 83t vs. Baltimore, Sep 22, 2019 75t vs. Cleveland, Sep 12, 2021 75t at Tampa Bay, Nov 29, 2020 75t at New England, Oct 14, 2018	Longest Runs	32 at L.A. Chargers, Dec 16, 2021 28 at Oakland, Dec 02, 2018 25 at N.Y. Jets, Oct 01, 2023 25 at Denver, Jan 08, 2022 25 at Detroit, Sep 29, 2019
Completion Percentage	87.8 at Houston, Dec 18, 2022 83.3 vs. Las Vegas, Dec 12, 2021 82.1 at Pittsburgh, Sep 16, 2018 80.8 at Buffalo, Oct 19, 2020 80.0 at Philadelphia, Oct 03, 2021	Rushing TDs	1 vs. Seattle, Dec 24, 2022 1 at Houston, Dec 18, 2022 1 at Cincinnati, Dec 04, 2022 ...9 more at 1.



SINGLE-GAME HIGHS - POSTSEASON: QUARTERBACK

Pass Attempts	49 at Tampa Bay, Feb 07, 2021 46 vs. San Francisco, Feb 11, 2024 44 vs. Buffalo, Jan 23, 2022 43 vs. Cincinnati, Jan 29, 2023 41 vs. Miami, Jan 13, 2024 ...2 more at 41.	Passer Rating	138.2 vs. Pittsburgh, Jan 16, 2022 134.6 vs. Houston, Jan 12, 2020 131.8 at Philadelphia, Feb 12, 2023 131.6 at Buffalo, Jan 21, 2024 127.6 vs. Buffalo, Jan 24, 2021
Pass Completions	34 vs. San Francisco, Feb 11, 2024 33 vs. Buffalo, Jan 23, 2022 30 at Baltimore, Jan 28, 2024 30 vs. Pittsburgh, Jan 16, 2022 29 vs. Cincinnati, Jan 29, 2023 ...1 more at 29.	Rush Attempts	10 vs. San Francisco, Feb 02, 2020 9 vs. San Francisco, Feb 11, 2024 7 vs. Buffalo, Jan 23, 2022 7 vs. Tennessee, Jan 19, 2020 7 vs. Houston, Jan 12, 2020
Yards Passing	404 vs. Pittsburgh, Jan 16, 2022 378 vs. Buffalo, Jan 23, 2022 333 vs. San Francisco, Feb 11, 2024 326 vs. Cincinnati, Jan 29, 2023 325 vs. Buffalo, Jan 24, 2021	Rushing Yards	69 vs. Buffalo, Jan 23, 2022 66 vs. San Francisco, Feb 11, 2024 54 vs. Tennessee, Jan 19, 2020 53 vs. Houston, Jan 12, 2020 44 at Philadelphia, Feb 12, 2023
TD Passes	5 vs. Pittsburgh, Jan 16, 2022 5 vs. Houston, Jan 12, 2020 3 at Philadelphia, Feb 12, 2023 3 vs. Cincinnati, Jan 30, 2022 ...4 more at 3.	Rushing Average	9.9 vs. Buffalo, Jan 23, 2022 7.7 vs. Tennessee, Jan 19, 2020 7.6 vs. Houston, Jan 12, 2020 7.3 vs. San Francisco, Feb 11, 2024 2.9 vs. San Francisco, Feb 02, 2020
Long Passes	71 vs. Buffalo, Jan 24, 2021 64t vs. Buffalo, Jan 23, 2022 60t vs. Tennessee, Jan 19, 2020 54 vs. New England, Jan 20, 2019 52 vs. San Francisco, Feb 11, 2024	Longest Runs	34 vs. Buffalo, Jan 23, 2022 28 vs. Miami, Jan 13, 2024 27t vs. Tennessee, Jan 19, 2020 26 at Philadelphia, Feb 12, 2023 24 at Buffalo, Jan 21, 2024
Completion Percentage	77.8 at Philadelphia, Feb 12, 2023 76.9 at Baltimore, Jan 28, 2024 76.9 vs. Pittsburgh, Jan 16, 2022 76.3 vs. Buffalo, Jan 24, 2021 75.0 vs. Buffalo, Jan 23, 2022	Rushing TDs	1 vs. Buffalo, Jan 23, 2022 1 vs. Cleveland, Jan 17, 2021 1 vs. San Francisco, Feb 02, 2020 ...2 more at 1.

300-YARD PASSING GAMES (45): REGULAR SEASON

DATE	TEAM	NO.	YDS.	AVG.	LG	TD
09/16/18	at Steelers	23	326	14.2	40	6
09/23/18	49ERS	24	314	13.1	42	3
10/01/18	at Broncos	28	304	10.9	35	1
10/07/18	JAGUARS	22	313	14.2	40	0
10/14/18	at Patriots	23	352	15.3	75t	4
10/21/18	BENGALS	28	358	12.8	50	4
10/28/18	BRONCOS	24	303	12.6	40	4
11/04/18	at Browns	23	375	16.3	50t	3
11/19/18	at Rams	33	478	14.5	73t	6
12/09/18	RAVENS	35	377	10.8	48	2
09/08/19	at Jaguars	25	378	15.1	68t	3
09/15/19	at Raiders	30	443	14.8	44t	4
09/22/19	RAVENS	27	374	13.9	83t	3
09/29/19	at Lions	24	315	13.1	33	0
10/06/19	COLTS	22	321	14.6	31	1
11/10/19	at Titans	36	446	12.4	63t	3
12/15/19	BRONCOS	27	340	12.6	41t	2
09/20/20	at Chargers	27	302	11.2	54t	2
09/28/20	at Ravens	31	385	12.4	49t	4
10/11/20	RAIDERS	22	340	15.5	37	2
11/01/20	JETS	31	416	13.4	41t	5
11/08/20	PANTHERS	30	372	12.4	44	4
11/22/20	at Raiders	34	348	10.2	22t	2
11/29/20	at Buccaneers	37	462	12.5	75t	3
12/06/20	BRONCOS	25	318	12.7	30	1
12/13/20	at Dolphins	24	393	16.4	44t	2
09/12/21	BROWNS	27	337	12.5	75t	3
09/19/21	at Ravens	24	343	14.3	46t	3
10/17/21	at Commanders	32	397	12.4	49	2
11/14/21	at Raiders	35	406	11.6	38t	5
12/16/21	at Chargers	31	410	13.2	69	3
09/11/22	at Cardinals	30	360	12.0	35	5
10/16/22	BILLS	25	338	13.5	42t	2
10/23/22	at 49ers	25	423	16.9	57	3
11/06/22	TITANS	43	446	10.4	33	1
11/13/22	JAGUARS	26	331	12.7	46	4
11/20/22	at Chargers	20	329	16.5	40	3
11/27/22	RAMS	27	320	11.9	39t	1
12/11/22	at Broncos	28	352	12.6	56t	3
12/18/22	at Texans	36	336	9.3	21	2
01/01/23	BRONCOS	29	328	11.3	38	3
09/17/23	at Jaguars	29	305	10.5	54	2
10/12/23	BRONCOS	30	306	10.2	40	1
10/22/23	CHARGERS	32	424	13.3	53	4
12/17/23	at Patriots	27	305	11.3	48	2

300-YARD PASSING GAMES (6): POSTSEASON

DATE	TEAM	NO.	YDS.	AVG.	LG	TD
01/12/20	TEXANS	23	321	14.0	48	5
01/24/21	BILLS	29	325	11.2	71	3
01/16/22	STEELERS	30	404	13.5	48t	5
01/23/22	BILLS	33	378	11.5	64t	3
01/29/23	BENGALS	29	326	11.2	29	2
02/11/24	49ERS	34	333	9.8	52	2



2017 GAME-BY-GAME REGULAR-SEASON STATISTICS (CHIEFS)

DATE	OPPONENT	P/S	PASSING										RUSHING				W/L	SCORE						
			ATT	CMP	YDS	PCT	Y/A	Y/C	TD	INT	LG	SK/YD	RATE	ATT	YDS	LG			TD					
09/07	at Patriots																					W	42-27	
09/17	Eagles																						W	27-20
09/24	at Chargers																						W	24-10
10/02	Redskins																						W	29-20
10/08	at Texans																						W	42-34
10/15	Steelers																						L	13-19
10/19	at Raiders																						L	30-31
10/30	Broncos																						W	29-19
11/05	at Cowboys																						L	17-28
11/19	at Giants																						L	9-12+
11/26	Bills																						L	10-16
12/03	at Jets																						L	31-38
12/10	Raiders																						W	26-15
12/16	Chargers																						W	30-13
12/24	Dolphins																						W	29-13
12/31	at Broncos	S	35	22	284	62.9	8.1	12.9	0	1	51	2/15	76.4	7	10	5	0						W	27-24
2017 TOTALS		1-1	35	22	284	62.9	8.1	12.9	0	1	51	2/15	76.4	7	10	5	0						10-6	

+ - Overtime

2018 GAME-BY-GAME REGULAR-SEASON STATISTICS (CHIEFS)

DATE	OPPONENT	P/S	PASSING										RUSHING				W/L	SCORE						
			ATT	CMP	YDS	PCT	Y/A	Y/C	TD	INT	LG	SK/YD	RATE	ATT	YDS	LG			TD					
09/09	at Chargers	S	27	15	256	55.6	9.5	17.1	4	0	58t	1/0	127.5	5	21	8	0						W	38-28
09/16	at Steelers	S	28	23	326	82.1	11.6	14.2	6	0	40	1/4	154.8	5	18	10	0						W	42-37
09/23	49ers	S	38	24	314	63.2	8.3	13.1	3	0	42	2/7	115.5	5	7	7	0						W	38-27
10/01	at Broncos	S	45	28	304	62.2	6.8	10.9	1	0	35	1/0	89.5	3	7	8t	1						W	27-23
10/07	Jaguars	S	38	22	313	57.9	8.2	14.2	0	2	40	1/15	62.7	4	13	11	1						W	30-14
10/14	at Patriots	S	36	23	352	63.9	9.8	15.3	4	2	75t	0/0	110.0	2	9	6	0						L	40-43
10/21	Bengals	S	39	28	358	71.8	9.2	12.8	4	1	50	2/5	123.7	4	45	23	0						W	45-10
10/28	Broncos	S	34	24	303	70.6	8.9	12.6	4	1	40	2/12	125.0	2	-1	1	0						W	30-23
11/04	at Browns	S	32	23	375	71.9	11.7	16.3	3	1	50t	2/15	129.0	2	18	15	0						W	37-21
11/11	Cardinals	S	28	21	249	75.0	8.9	11.9	2	0	38	5/37	125.4	4	21	14	0						W	26-14
11/19	at Rams	S	46	33	478	71.7	10.4	14.5	6	3	73t	3/30	117.6	6	28	7	0						L	51-54
12/02	at Raiders	S	38	23	295	60.5	7.8	12.8	4	0	38	0/0	120.0	9	52	28	0						W	40-33
12/09	Ravens	S	53	35	377	66.0	7.1	10.8	2	1	48	3/29	91.5	2	-3	2	0						W	27-24+
12/13	Chargers	S	34	24	243	70.6	7.1	10.1	2	0	33	2/9	110.3	2	3	2	0						L	28-29
12/23	at Seahawks	S	40	23	273	57.5	6.8	11.9	3	0	32	1/8	103.4	3	33	22	0						L	31-38
12/30	Raiders	S	24	14	281	58.3	11.7	20.1	2	1	89t	0/0	109.9	2	1	2	0						W	35-3
2018 TOTALS		16-16	580	383	5,097	66.0	8.8	13.3	50	12	89T	26/171	113.8	60	272	28	2						12-4	

+ - Overtime

2019 GAME-BY-GAME REGULAR-SEASON STATISTICS (CHIEFS)

DATE	OPPONENT	P/S	PASSING										RUSHING				W/L	SCORE						
			ATT	CMP	YDS	PCT	Y/A	Y/C	TD	INT	LG	SK/YD	RATE	ATT	YDS	LG			TD					
09/08	at Jaguars	S	33	25	378	75.8	11.5	15.1	3	0	68t	0/0	143.2	1	2	2	0						W	40-26
09/15	at Raiders	S	44	30	443	68.2	10.1	14.8	4	0	44t	2/7	131.2	1	-1	-1	0						W	28-10
09/22	Ravens	S	37	27	374	73.0	10.1	13.9	3	0	83t	1/11	132.0	4	9	11	0						W	33-28
09/29	at Lions	S	42	24	315	57.1	7.5	13.1	0	0	33	0/0	81.0	6	54	25	0						W	34-30
10/06	Colts	S	39	22	321	56.4	8.2	14.6	1	0	31	4/33	91.9	3	17	14	0						L	13-19
10/13	Texans	S	35	19	273	54.3	7.8	14.4	3	1	52	1/17	96.5	1	-1	-1	0						L	24-31
10/17	at Broncos	S	11	10	76	90.9	6.9	7.6	1	0	21t	0/0	125.8	1	2	2	0						W	30-6
10/27	Packers																						L	24-31
11/03	Vikings																						W	26-23
11/10	at Titans	S	50	36	446	72.0	8.9	12.4	3	0	63t	2/13	119.2	0	0	0	0						L	32-35
11/18	at Chargers	S	32	19	182	59.4	5.7	9.6	1	1	31	1/2	72.7	5	59	24	0						W	24-17
12/01	Raiders	S	29	15	175	51.7	6.0	11.7	1	0	47	1/12	81.8	3	25	13t	1						W	40-9
12/08	at Patriots	S	40	26	283	65.0	7.1	10.9	1	1	48t	1/12	83.6	6	6	5	0						W	23-16
12/15	Broncos	S	34	27	340	79.4	10.0	12.6	2	1	41t	3/13	115.7	3	11	7	0						W	23-3
12/22	at Bears	S	33	23	251	69.7	7.6	10.9	2	0	19	1/7	112.1	2	14	12t	1						W	26-3
12/29	Chargers	S	25	16	174	64.0	7.0	10.9	1	1	47	0/0	81.1	7	21	11	0						W	31-21
2019 TOTALS		14-14	484	319	4,031	65.9	8.3	12.6	26	5	83T	17/127	105.3	43	218	25	2						12-4	



2020 GAME-BY-GAME REGULAR-SEASON STATISTICS (CHIEFS)

DATE	OPPONENT	P/S	PASSING										RUSHING				W/L	SCORE	
			ATT	CMP	YDS	PCT	Y/A	Y/C	TD	INT	LG	SK/YD	RATE	ATT	YDS	LG			TD
09/10	Texans	S	32	24	211	75.0	6.6	8.8	3	0	19	1/8	123.3	0	0	0	0	W	34-20
09/20	at Chargers	S	47	27	302	57.4	6.4	11.2	2	0	54t	1/13	90.9	6	54	21	0	W	23-20+
09/28	at Ravens	S	42	31	385	73.8	9.2	12.4	4	0	49t	0/0	133.5	4	26	12	1	W	34-20
10/05	Patriots	S	29	19	236	65.5	8.1	12.4	2	0	45	1/7	113.6	8	28	18	0	W	26-10
10/11	Raiders	S	43	22	340	51.2	7.9	15.5	2	1	37	3/7	83.5	6	21	6	1	L	32-40
10/19	at Bills	S	26	21	225	80.8	8.7	10.7	2	0	37	1/4	128.4	10	36	9	0	W	26-17
10/25	at Broncos	S	23	15	200	65.2	8.7	13.3	1	0	38	3/25	107.2	0	0	0	0	W	43-16
11/01	Jets	S	42	31	416	73.8	9.9	13.4	5	0	41t	0/0	144.4	0	0	0	0	W	35-9
11/08	Panthers	S	45	30	372	66.7	8.3	12.4	4	0	44	2/11	121.7	1	6	6	0	W	33-31
11/22	at Raiders	S	45	34	348	75.6	7.7	10.2	2	1	22t	0/0	102.8	4	16	11	0	W	35-31
11/29	at Buccaneers	S	49	37	462	75.5	9.4	12.5	3	0	75t	2/6	124.7	4	28	17	0	W	27-24
12/06	Broncos	S	40	25	318	62.5	8.0	12.7	1	0	30	1/5	95.6	4	26	20	0	W	22-16
12/13	at Dolphins	S	34	24	393	70.6	11.6	16.4	2	3	44t	3/39	91.9	5	9	6	0	W	33-27
12/20	at Saints	S	47	26	254	55.3	5.4	9.8	3	0	23	4/22	92.0	7	37	24	0	W	32-29
12/27	Falcons	S	44	24	278	54.5	6.3	11.6	2	1	31	0/0	79.5	3	21	13	0	W	17-14
01/03	Chargers																	L	21-38
INACTIVE																			
2020 TOTALS		15-15	588	390	4,740	66.3	8.1	12.2	38	6	75T	22/147	108.2	62	308	24	2	14-2	

+ - Overtime

2021 GAME-BY-GAME REGULAR-SEASON STATISTICS (CHIEFS)

DATE	OPPONENT	P/S	PASSING										RUSHING				W/L	SCORE	
			ATT	CMP	YDS	PCT	Y/A	Y/C	TD	INT	LG	SK/YD	RATE	ATT	YDS	LG			TD
09/12	Browns	S	36	27	337	75.0	9.4	12.5	3	0	75t	2/13	131.4	5	18	8	1	W	33-29
09/19	at Ravens	S	31	24	343	77.4	11.1	14.3	3	1	46t	0/0	131.5	1	3	3	0	L	35-36
09/26	Chargers	S	44	27	260	61.4	5.9	9.6	3	2	28	2/9	81.6	4	45	21	0	L	24-30
10/03	at Eagles	S	30	24	278	80.0	9.3	11.6	5	1	44t	1/7	131.0	5	26	12	0	W	42-30
10/10	Bills	S	54	33	272	61.1	5.0	8.2	2	2	26	2/0	70.9	8	61	23	0	L	20-38
10/17	at Football Team	S	47	32	397	68.1	8.4	12.4	2	2	49	3/7	90.5	3	31	17	0	W	31-13
10/24	at Titans	S	35	20	206	57.1	5.9	10.3	0	1	25	4/31	62.3	6	35	13	0	L	3-27
11/01	Giants	S	48	29	275	60.4	5.7	9.5	1	1	24	2/14	74.6	3	10	6	0	W	20-17
11/07	Packers	S	37	20	166	54.1	4.5	8.3	1	0	25	1/6	74.8	2	-2	-1	0	W	13-7
11/14	at Raiders	S	50	35	406	70.0	8.1	11.6	5	0	38t	0/0	127.6	0	0	0	0	W	41-14
11/21	Browns	S	37	23	260	62.2	7.0	11.3	0	1	37	3/16	71.9	7	11	11	0	W	19-9
12/05	Cowboys	S	29	15	184	51.7	6.3	12.3	0	1	38	1/6	57.3	4	12	10t	1	W	22-9
12/12	Raiders	S	24	20	258	83.3	10.8	12.9	2	0	44	3/18	139.2	4	20	10	0	W	48-9
12/16	at Chargers	S	47	31	410	66.0	8.7	13.2	3	1	69	1/0	105.8	3	32	32	0	W	34-28+
12/26	Steelers	S	30	23	258	76.7	8.6	11.2	3	0	50	2/4	135.1	0	0	0	0	W	36-10
01/02	at Bengals	S	35	26	259	74.3	7.4	10.0	2	0	53	0/0	113.9	2	25	17	0	L	31-34
01/08	at Broncos	S	44	27	270	61.4	6.1	10.0	2	0	44	1/15	93.9	9	54	25	0	W	28-24
2021 TOTALS		17-17	658	436	4,839	66.3	7.4	11.1	37	13	75T	28/146	98.5	66	381	32	2	12-5	

+ - Overtime

2022 GAME-BY-GAME REGULAR-SEASON STATISTICS (CHIEFS)

DATE	OPPONENT	P/S	PASSING										RUSHING				W/L	SCORE	
			ATT	CMP	YDS	PCT	Y/A	Y/C	TD	INT	LG	SK/YD	RATE	ATT	YDS	LG			TD
09/11	at Cardinals	S	39	30	360	76.9	9.2	12.0	5	0	35	0/0	144.2	3	5	4	0	W	44-21
09/15	Chargers	S	35	24	235	68.6	6.7	9.8	2	0	41t	1/9	106.2	2	-1	0	0	W	27-24
09/25	at Colts	S	35	20	262	57.1	7.5	13.1	1	1	53	1/5	78.5	4	26	10	0	L	17-20
10/02	at Buccaneers	S	37	23	249	62.2	6.7	10.8	3	1	36	3/21	97.7	4	34	11	0	W	41-31
10/10	Raiders	S	43	29	292	67.4	6.8	10.1	4	0	36	3/27	117.6	4	28	16	0	W	30-29
10/16	Bills	S	40	25	338	62.5	8.5	13.5	2	2	42t	3/19	85.2	4	21	10	0	L	20-24
10/23	at 49ers	S	34	25	423	73.5	12.4	16.9	3	1	57	1/6	132.4	0	0	0	0	W	44-23
11/06	Titans	S	68	43	446	63.2	6.6	10.4	1	1	33	4/24	80.9	6	63	20	1	W	20-17+
11/13	Jaguars	S	35	26	331	74.3	9.5	12.7	4	1	46	0/0	129.6	7	39	19	0	W	27-17
11/20	at Chargers	S	34	20	329	58.8	9.7	16.5	3	0	40	1/7	120.8	4	23	16	0	W	30-27
11/27	Rams	S	42	27	320	64.3	7.6	11.9	1	1	39t	0/0	85.4	4	36	13	0	W	26-10
12/04	at Bengals	S	27	16	223	59.3	8.3	13.9	1	0	42	2/12	98.2	2	9	6	1	L	24-27
12/11	at Broncos	S	42	28	352	66.7	8.4	12.6	3	3	56t	2/10	86.6	3	-3	-1	0	W	34-28
12/18	at Texans	S	41	36	336	87.8	8.2	9.3	2	0	21	2/23	117.1	5	33	14	1	W	30-24+
12/24	Seahawks	S	28	16	224	57.1	8.0	14.0	2	0	52	1/4	106.8	2	8	5	1	W	24-10
01/01	Broncos	S	42	29	328	69.0	7.8	11.3	3	1	38	0/0	106.1	4	8	4	0	W	27-24
01/07	at Raiders	S	26	18	202	69.2	7.8	11.2	1	0	67	2/21	105.0	3	29	14	0	W	31-13
2022 TOTALS		17-17	648	435	5,250	67.1	8.1	12.1	41	12	67	26/188	105.2	61	358	20	4	14-3	

+ - Overtime



2023 GAME-BY-GAME REGULAR-SEASON STATISTICS (CHIEFS)

DATE	OPPONENT	P/S	PASSING											RUSHING					W/L	SCORE
			ATT	CMP	YDS	PCT	Y/A	Y/C	TD	INT	LG	SK/YD	RATE	ATT	YDS	LG	TD			
09/07	Lions	S	39	21	226	53.8	5.8	10.8	2	1	34	0/0	77.5	6	45	16	0	L	20-21	
09/17	at Jaguars	S	41	29	305	70.7	7.4	10.5	2	1	54	1/7	98.1	7	30	14	0	W	17-9	
09/24	Bears	S	33	24	272	72.7	8.2	11.3	3	0	37	0/0	127.3	3	28	15	0	W	41-10	
10/01	at Jets	S	30	18	203	60.0	6.8	11.3	1	2	34t	1/6	63.6	7	51	25	0	W	23-20	
10/08	at Vikings	S	41	31	281	75.6	6.9	9.1	2	0	33	2/15	109.9	0	0	0	0	W	27-20	
10/12	Broncos	S	40	30	306	75.0	7.7	10.2	1	1	40	2/13	94.4	6	31	15	0	W	19-8	
10/22	Chargers	S	42	32	424	76.2	10.1	13.3	4	1	53	1/9	129.5	4	29	23	0	W	31-17	
10/29	at Broncos	S	38	24	240	63.2	6.3	10.0	0	2	39	3/28	59.1	3	20	8	0	L	9-24	
11/05	Dolphins	S	30	20	185	66.7	6.2	9.3	2	0	25	2/11	105.6	6	24	16	0	W	21-14	
11/20	Eagles	S	43	24	177	55.8	4.1	7.4	2	1	17	1/9	71.6	6	38	14	0	L	17-21	
11/26	at Raiders	S	34	27	298	79.4	8.8	11.0	2	0	39t	1/7	122.8	5	9	7	0	W	31-17	
12/03	at Packers	S	33	21	210	63.6	6.4	10.0	1	1	27	3/21	79.1	4	26	10	0	L	19-27	
12/10	Bills	S	43	25	271	58.1	6.3	10.8	1	1	23	1/7	74.9	1	8	8	0	L	17-20	
12/17	at Patriots	S	37	27	305	73.0	8.2	11.3	2	2	48	3/26	92.7	3	-5	-1	0	W	27-17	
12/25	Raiders	S	44	27	235	61.4	5.3	8.7	1	1	45	4/23	73.6	10	53	13	0	L	14-20	
12/31	Bengals	S	29	21	245	72.4	8.4	11.7	1	0	67	2/4	109.1	4	2	2	0	W	25-17	
01/07	at Chargers																	W	13-12	
INACTIVE																				
2023 TOTALS		16-16	597	401	4,183	67.2	7.0	10.4	27	14	67	27/186	92.6	75	389	25	0	11-6		

2017 GAME-BY-GAME POSTSEASON STATISTICS (CHIEFS)

DATE	OPPONENT	P/S	PASSING											RUSHING					W/L	SCORE
			ATT	CMP	YDS	PCT	Y/A	Y/C	TD	INT	LG	SK/YD	RATE	ATT	YDS	LG	TD			
01/06	Titans		DID NOT PLAY														L	21-22		
2017 TOTALS		0-0	0	0	0	0.0	0.0	0.0	0	0	0	0/0	0.0	0	0	0	0	0-1		

2018 GAME-BY-GAME POSTSEASON STATISTICS (CHIEFS)

DATE	OPPONENT	P/S	PASSING											RUSHING					W/L	SCORE
			ATT	CMP	YDS	PCT	Y/A	Y/C	TD	INT	LG	SK/YD	RATE	ATT	YDS	LG	TD			
01/12	Colts	S	41	27	278	65.9	6.8	10.3	0	0	34	4/25	85.2	3	8	4t	1	W	31-13	
01/20	Patriots	S	31	16	295	51.6	9.5	18.4	3	0	54	4/46	117.0	2	11	9	0	L	31-37+	
2018 TOTALS		2-2	72	43	573	59.7	8.0	13.3	3	0	54	8/71	98.9	5	19	9	1	1-1		

+ - Overtime

2019 GAME-BY-GAME POSTSEASON STATISTICS (CHIEFS)

DATE	OPPONENT	P/S	PASSING											RUSHING					W/L	SCORE
			ATT	CMP	YDS	PCT	Y/A	Y/C	TD	INT	LG	SK/YD	RATE	ATT	YDS	LG	TD			
01/12	Texans	S	35	23	321	65.7	9.2	14.0	5	0	48	0/0	134.6	7	53	21	0	W	51-31	
01/19	Titans	S	36	23	294	63.9	8.2	12.8	3	0	60t	2/2	117.1	7	54	27t	1	W	35-24	
02/02	49ers	S	41	26	286	63.4	7.0	11.0	2	2	44	4/18	79.9	10	29	13	1	W	31-20	
2019 TOTALS		3-3	112	72	901	64.3	8.0	12.5	10	2	60T	6/20	111.5	24	136	27T	2	3-0		

2020 GAME-BY-GAME POSTSEASON STATISTICS (CHIEFS)

DATE	OPPONENT	P/S	PASSING											RUSHING					W/L	SCORE
			ATT	CMP	YDS	PCT	Y/A	Y/C	TD	INT	LG	SK/YD	RATE	ATT	YDS	LG	TD			
01/17	Browns	S	30	21	255	70.0	8.5	12.1	1	0	42	0/0	106.9	3	14	13	1	W	22-17	
01/24	Bills	S	38	29	325	76.3	8.6	11.2	3	0	71	1/0	127.6	5	5	9	0	W	38-24	
02/07	at Buccaneers	S	49	26	270	53.1	5.5	10.4	0	2	33	3/27	52.3	5	33	11	0	L	9-31	
2020 TOTALS		3-3	117	76	850	65.0	7.3	11.2	4	2	71	4/27	90.8	13	52	13	1	2-1		

2021 GAME-BY-GAME POSTSEASON STATISTICS (CHIEFS)

DATE	OPPONENT	P/S	PASSING											RUSHING					W/L	SCORE
			ATT	CMP	YDS	PCT	Y/A	Y/C	TD	INT	LG	SK/YD	RATE	ATT	YDS	LG	TD			
01/16	Steelers	S	39	30	404	76.9	10.4	13.5	5	1	48t	3/34	138.2	3	29	23	0	W	42-21	
01/23	Bills	S	44	33	378	75.0	8.6	11.5	3	0	64t	2/8	123.1	7	69	34	1	W	42-36+	
01/30	Bengals	S	39	26	275	66.7	7.1	10.6	3	2	44	4/39	91.3	3	19	11	0	L	24-27+	
2021 TOTALS		3-3	122	89	1,057	73.0	8.7	11.9	11	3	64T	9/81	118.8	13	117	34	1	2-1		

+ - Overtime

2022 GAME-BY-GAME POSTSEASON STATISTICS (CHIEFS)

DATE	OPPONENT	P/S	PASSING											RUSHING					W/L	SCORE
			ATT	CMP	YDS	PCT	Y/A	Y/C	TD	INT	LG	SK/YD	RATE	ATT	YDS	LG	TD			
01/21	Jaguars	S	30	22	195	73.3	6.5	8.9	2	0	27	0/0	112.5	3	8	5	0	W	27-20	
01/29	Bengals	S	43	29	326	67.4	7.6	11.2	2	0	29	3/11	105.4	3	8	5	0	W	23-20	
02/12	at Eagles	S	27	21	182	77.8	6.7	8.7	3	0	22	0/0	131.8	6	44	26	0	W	38-35	
2022 TOTALS		3-3	100	72	703	72.0	7.0	9.8	7	0	29	3/11	114.7	12	60	26	0	3-0		

2023 GAME-BY-GAME POSTSEASON STATISTICS (CHIEFS)

DATE	OPPONENT	P/S	PASSING											RUSHING					W/L	SCORE
			ATT	CMP	YDS	PCT	Y/A	Y/C	TD	INT	LG	SK/YD	RATE	ATT	YDS	LG	TD			
01/13	Dolphins	S	41	23	262	56.1	6.4	11.4	1	0	39	0/0	83.6	2	41	28	0	W	26-7	
01/21	at Bills	S	23	17	215	73.9	9.3	12.6	2	0	32	0/0	131.6	6	19	24	0	W	27-24	
01/28	at Ravens	S	39	30	241	76.9	6.2	8.0	1	0	32	2/11	100.5	6	15	11	0	W	17-10	
02/11	49ers	S	46	34	333	73.9	7.2	9.8	2	1	52	3/8	99.3	9	66	22	0	W	25-22+	
2023 TOTALS		4-4	149	104	1,051	69.8	7.1	10.1	6	1	52	5/19	100.3	23	141	28	0	4-0		

+ - Overtime





GRIFFIN MCDOWELL

TACKLE #68
CHATTANOOGA

ROOKIE

HEIGHT: 6'4"
WEIGHT: 301 LBS
DRAFTED: CFA-24
BIRTHDAY: 12/28/99



- 👁️ McDowell enters his first season with the Chiefs in 2024.
- 👁️ Originally entered the NFL as an undrafted free agent with the Kansas City Chiefs in 2024.

Transactions: Originally entered the NFL as an undrafted free agent with the Kansas City Chiefs in 2024.

COLLEGE

Played one season at Chattanooga (2023) ... Played five seasons at Florida (2018-22) ... Made the Shrine Bowl 1000 watch list in 2023 ... Played 40 games at Florida at several offensive line positions ... Played in three bowl games - 2019 Capital One Orange Bowl, 2020 Goodyear Cotton Bowl and 2021 Union Home Mortgage Gasparilla Bowl ... Also played in the 2020 SEC Championship Game ... Four-time SEC fall Academic Honor Roll (2019-22).

PERSONAL

- 👁️ Has two siblings.
- 👁️ Led Lee County High School to a 14-1 record and a state championship in 2017.



TRENT MCDUFFIE

CORNERBACK #22
WASHINGTON

3RD YEAR IN THE NFL

3RD YEAR WITH THE CHIEFS

HEIGHT: 5'11"
WEIGHT: 193 LBS
DRAFTED: D1A-22
BIRTHDAY: 9/13/00

- McDuffie enters his third season with the Chiefs in 2024.
- Originally entered the NFL as the first of two first-round picks (21st overall) by the Kansas City Chiefs in the 2022 NFL Draft.

Career Highlights:

- Tied for the second-most sacks for a cornerback in NFL history in a player's first two seasons (4.0).
- Tied for the third-most sacks by a cornerback in Chiefs history and holds the Chiefs record for most sacks by a cornerback in a player's first two seasons (4.0).

- Recorded 10 quarterback pressures in his first two seasons, the second-most in NFL history for a defensive back.

Honors:

- 2023 first-team AP All-Pro selection.

Transactions:

Originally entered the NFL as the first of two first-round picks (21st overall) by the Kansas City Chiefs in the 2022 NFL Draft.

COLLEGE

Three-year letterwinner at Washington ... Played 28 games, logging 94 tackles (71 solo), two interceptions, 10 passes defensed, three forced fumbles and three fumble recoveries ... Named to the 2021 All-Pac-12 first-team and 2020 All-Pac-12 second-team ... Named the team's Most Outstanding Defensive Player at the postseason awards banquet.

PERSONAL

- Spent three years on varsity at St. John Bosco.
- As a senior, led St. John Bosco to a 13-1 overall record and advanced to the championship game of the CIF Southern Section Division 1 playoffs in 2018.
- Returned a blocked punt for a TD in the title game.
- Finished the year ranked No. 3 in the nation by USA Today.
- Named to USA Today's All-California second-team following his senior season, as well as All-CIF Southern Section in 2018 and CalHiSports.com All-State second-team.
- In 2017, team went 12-3 and made it to the CIF-SS Division I championship game.
- Ranked No. 3 in the country following the 2017 season.
- As a sophomore, helped the Braves to a 13-2 mark, the Southern Section Division 1 championship and a win over De La Salle in the Open Division state championship.
- Finished the 2016 season ranked No. 2 in the nation.
- Chosen to play in the All-American Bowl following his senior year.

TRENT MCDUFFIE'S NFL REGULAR SEASON DEFENSIVE STATISTICS

DATE	TEAM	GP	GS	TACKLES							INTERCEPTIONS					O. FUMB				ST				MISC											
				TK	S	A	TFL	YDS	SK	YDS	QBH	NO	YDS	LG	TD	PD	FF	FR	TD	YDS	TK	S	A	FF	FR	S	A								
2022	Chiefs	11	11	44	28	16	1	2	1.0	12.0	1	0	0	0	0	7	1	0	0	0	0	0	0	0	0	0	0	0	0	0	0	0	0	0	0
2023	Chiefs	16	16	80	60	20	3	15	3.0	24.0	9	0	0	0	0	7	5	0	0	0	0	0	0	0	0	0	0	0	0	0	0	0	0	0	
NFL TOTALS		27	27	124	88	36	4	17	4.0	36.0	10	0	0	0	0	14	6	0	0	0	0	0	0	0	0	0	0	0	0	0	0	0	0	0	

TRENT MCDUFFIE'S NFL POSTSEASON DEFENSIVE STATISTICS

DATE	TEAM	GP	GS	TACKLES							INTERCEPTIONS					O. FUMB				ST				MISC									
				TK	S	A	TFL	YDS	SK	YDS	QBH	NO	YDS	LG	TD	PD	FF	FR	TD	YDS	TK	S	A	FF	FR	S	A						
2022	Chiefs	3	3	15	13	2	1	0	0.0	0.0	0	0	0	0	0	3	1	0	0	0	0	0	0	0	0	0	0	0	0	0	0	0	0
2023	Chiefs	4	4	12	8	4	2	10	0.0	0.0	2	0	0	0	0	7	0	1	0	0	0	0	0	0	0	0	0	0	0	0	0	0	0
NFL TOTALS		7	7	27	21	6	3	10	0.0	0.0	2	0	0	0	0	10	1	1	0	0	0	0	0	0	0	0	0	0	0	0	0	0	0



2023 GAME-BY-GAME REGULAR-SEASON STATISTICS (CHIEFS)

DATE	OPPONENT	P/S	TACKLES							INTERCEPTIONS					O. FUMB				ST				MISC		W/L	SCORE											
			TK	S	A	SK	YDS	TFL	YDS	QBH	NO	YDS	LG	TD	PD	FF	FR	TD	YDS	TK	S	A	FF	FR			S	A									
09/07	Lions	S	8	6	2	0.0	0.0	0	0	0	0	0	0	0	0	1	0	0	0	0	0	0	0	0	0	0	L	20-21									
09/17	at Jaguars	S	3	0	3	0.0	0.0	0	0	1	0	0	0	0	1	0	0	0	0	0	0	0	0	0	0	W	17-9										
09/24	Bears	S	5	3	2	0.0	0.0	0	0	0	0	0	0	0	1	0	0	0	0	0	0	0	0	0	0	W	41-10										
10/01	at Jets	S	6	5	1	0.0	0.0	0	0	0	0	0	0	0	0	0	0	0	0	0	0	0	0	0	0	W	23-20										
10/08	at Vikings	S	6	6	0	0.0	0.0	0	0	3	0	0	0	0	3	0	0	0	0	0	0	0	0	0	0	W	27-20										
10/12	Broncos	S	2	2	0	0.0	0.0	0	0	0	0	0	0	0	1	0	0	0	0	0	0	0	0	0	0	W	19-8										
10/22	Chargers	S	5	5	0	0.0	0.0	0	0	0	0	0	0	0	0	0	0	0	0	0	0	0	0	0	0	W	31-17										
10/29	at Broncos	S	5	4	1	0.0	0.0	0	0	1	0	0	0	0	0	0	0	0	0	0	0	0	0	0	0	L	9-24										
11/05	Dolphins	S	11	8	3	0.0	0.0	0	0	0	0	0	0	0	0	1	0	0	0	0	0	0	0	0	0	W	21-14										
11/20	Eagles	S	4	4	0	2.0	16.0	2	7	1	0	0	0	0	1	1	0	0	0	0	0	0	0	0	0	L	17-21										
11/26	at Raiders	S	2	2	0	0.0	0.0	0	0	1	0	0	0	0	1	0	0	0	0	0	0	0	0	0	0	W	31-17										
12/03	at Packers	S	5	2	3	0.0	0.0	0	0	0	0	0	0	0	0	0	0	0	0	0	0	0	0	0	0	L	19-27										
12/10	Bills	S	6	3	3	1.0	8.0	1	8	1	0	0	0	0	1	0	0	0	0	0	0	0	0	0	0	L	17-20										
12/17	at Patriots	S	1	1	0	0.0	0.0	0	0	0	0	0	0	0	0	0	0	0	0	0	0	0	0	0	0	W	27-17										
12/25	Raiders	S	5	4	1	0.0	0.0	0	0	1	0	0	0	0	0	0	0	0	0	0	0	0	0	0	0	L	14-20										
12/31	Bengals	S	6	5	1	0.0	0.0	0	0	0	0	0	0	0	0	0	0	0	0	0	0	0	0	0	0	W	25-17										
01/07	at Chargers		DID NOT PLAY																																	W	13-12
2023 TOTALS			16-16	80	60	20	3.0	24.0	3	15	9	0	0	0	0	7	5	0	0	0	0	0	0	0	0	0	0	11-6									

2022 GAME-BY-GAME POSTSEASON STATISTICS (CHIEFS)

DATE	OPPONENT	P/S	TACKLES							INTERCEPTIONS					O. FUMB				ST				MISC		W/L	SCORE		
			TK	S	A	SK	YDS	TFL	YDS	QBH	NO	YDS	LG	TD	PD	FF	FR	TD	YDS	TK	S	A	FF	FR			S	A
01/21	Jaguars	S	4	3	1	0.0	0.0	0	0	0	0	0	0	0	1	0	0	0	0	0	0	0	0	0	0	0	W	27-20
01/29	Bengals	S	6	6	0	0.0	0.0	1	0	0	0	0	0	0	2	0	0	0	0	0	0	0	0	0	0	0	W	23-20
02/12	at Eagles	S	5	4	1	0.0	0.0	0	0	0	0	0	0	0	1	0	0	0	0	0	0	0	0	0	0	0	W	38-35
2022 TOTALS			3-3	15	13	2	0.0	0.0	1	0	0	0	0	0	3	1	0	0	0	0	0	0	0	0	0	0	0	3-0

2023 GAME-BY-GAME POSTSEASON STATISTICS (CHIEFS)

DATE	OPPONENT	P/S	TACKLES							INTERCEPTIONS					O. FUMB				ST				MISC		W/L	SCORE		
			TK	S	A	SK	YDS	TFL	YDS	QBH	NO	YDS	LG	TD	PD	FF	FR	TD	YDS	TK	S	A	FF	FR			S	A
01/13	Dolphins	S	4	3	1	0.0	0.0	1	6	0	0	0	0	0	2	0	0	0	0	0	0	0	0	0	0	0	W	26-7
01/21	at Bills	S	4	2	2	0.0	0.0	1	4	0	0	0	0	0	0	0	0	0	0	0	0	0	0	0	0	0	W	27-24
01/28	at Ravens	S	1	1	0	0.0	0.0	0	0	0	0	0	0	2	0	1	0	0	0	0	0	0	0	0	0	0	W	17-10
02/11	49ers	S	3	2	1	0.0	0.0	0	0	2	0	0	0	0	3	0	0	0	0	0	0	0	0	0	0	0	W	25-22+
2023 TOTALS			4-4	12	8	4	0.0	0.0	2	10	2	0	0	0	7	0	1	0	0	0	0	0	0	0	0	0	4-0	

+ - Overtime





MCKADE METTAUER

GUARD #70
OKLAHOMA

ROOKIE

HEIGHT: 6'3"
WEIGHT: 307 LBS
DRAFTED: CFA-24
BIRTHDAY: 7/19/00



- 👁️ Mettaufer enters his first season with the Chiefs in 2024.
- 👁️ Originally entered the NFL as an undrafted free agent with the Kansas City Chiefs in 2024.

Transactions: Originally entered the NFL as an undrafted free agent with the Kansas City Chiefs in 2024.

COLLEGE

Played two seasons at Oklahoma (2022-23) and three seasons at California (2019-21) ... Played in 55 career games with 53 starts ... Did not give up a sack over the 2021 and 2022 seasons and gave up just 1.0 sack from 2020-22, according to PFF ... Was an honorable mention All-Big 12 selection in 2023 and was named to the Academic All-Big 12 second-team ... Was selected as a permanent captain by his teammates at Oklahoma in 2023 ... Was the only Sooner offensive lineman to start all 13 games in 2022 ... Earned All-Pac 12 second-team (PFF) and honorable mention (Pac-12 coaches) honors while at California (2021) ... Earned honorable mention All-Pac 12 recognition from PFF in 2020 and was on the Tyler Rose Earl Campbell Award preseason watch list ... Earned Cal's Clint Evans Award as the team's fiercest freshman competitor (2019).

PERSONAL

- 👁️ Played football at The Woodlands High School and earned All-State honors during each of his final two varsity seasons.
- 👁️ Also participated in track and field.
- 👁️ Won a TAPPS bronze medal in shot put in 2017.
- 👁️ Graduated with a degree in multidisciplinary studies.



D.J. MILLER

CORNERBACK #38
KENT STATE



ROOKIE

HEIGHT: 5'10"
WEIGHT: 185 LBS
DRAFTED: CFA-24
BIRTHDAY: 8/11/00

- Miller enters his first season with the Chiefs in 2024.
- Originally entered the NFL as an undrafted free agent with the Kansas City Chiefs in 2024.

Transactions: Originally entered the NFL as an undrafted free agent with the Kansas City Chiefs in 2024.

COLLEGE

Played two seasons at Kent State as a cornerback (2022-23) and played three seasons at Iowa State (2019-21) ... Started in 11 games in 2023 recording 50 tackles (28 solo), three passes defended, an interception and a fumble recovery ... Played in 28 games for the Cyclones totaling 18 tackles, four passes defended, a forced fumble and a fumble recovery during his time at Iowa State ... Was selected to Academic All-Big 12 twice (first-team, 2020; second-team, 2021) ... Named to the Big 12 Academic All-Rookie Team (2019).

PERSONAL

- Played football for John Burroughs High School in St. Louis, Mo.
- Was first-team All-State in Class 3A as a senior.
- Recorded 42 tackles, five tackles for loss, three interceptions and two fumble recoveries in 2018.

D.J. MILLER'S COLLEGE DEFENSIVE STATISTICS

DATE	TEAM	GP	GS	TACKLES							INTERCEPTIONS					O. FUMB				ST				MISC			
				TK	S	A	TFL	YDS	SK	YDS	QBH	NO	YDS	LG	TD	PD	FF	FR	TD	YDS	TK	S	A	FF	FR	S	A
2019	Iowa St.	11	0	9	5	4	0.0	0.0	0.0	0.0	0	0	0	0	0	3	1	1	0	0	0	0	0	0	0	0	0
2020	Iowa St.	12	0	7	5	2	0.0	0.0	0.0	0.0	0	0	0	0	0	1	0	0	0	0	0	0	0	0	0	0	
2021	Iowa St.	5	0	2	2	0	0.0	0.0	0.0	0.0	0	0	0	0	0	0	0	0	0	0	0	0	0	0	0	0	
2022	Kent St.	12	10	63	42	21	0.0	0.0	0.0	0.0	0	0	0	0	4	0	1	0	0	0	0	0	0	0	0	0	
2023	Kent St.	12	11	50	28	22	1.0	2.0	0.0	0.0	0	1	0	0	3	0	1	0	20	0	0	0	0	0	0	0	
TOTALS		52	21	131	82	49	1.0	2.0	0.0	0.0	0	1	0	0	0	11	1	3	0	20	0	0	0	0	0	0	

COLLEGE 2019 GAME-BY-GAME STATISTICS (IOWA ST.)

DATE	OPPONENT	P/S	TACKLES							INTERCEPTIONS					O. FUMB				ST				MISC				SCORE	
			TK	S	A	SK	YDS	TFL	YDS	QBH	NO	YDS	LG	TD	PD	FF	FR	TD	YDS	TK	S	A	FF	FR	S	A		W/L
09/14	Iowa	P	1	1	0	0.0	0.0	0.0	0.0	0	0	0	0	0	0	0	0	0	0	0	0	0	0	0	0	0	L	17-18
09/21	ULM	P	1	0	1	0.0	0.0	0.0	0.0	0	0	0	0	0	1	0	1	0	0	0	0	0	0	0	0	0	W	72-20
09/28	at Baylor	P	1	0	1	0.0	0.0	0.0	0.0	0	0	0	0	0	0	0	0	0	0	0	0	0	0	0	0	L	21-23	
10/05	TCU	P	3	1	2	0.0	0.0	0.0	0.0	0	0	0	0	0	0	0	0	0	0	0	0	0	0	0	0	W	49-24	
10/12	at West Virginia	P	2	2	0	0.0	0.0	0.0	0.0	0	0	0	0	0	0	1	0	0	0	0	0	0	0	0	0	W	38-14	
10/19	at Texas Tech	P	1	1	0	0.0	0.0	0.0	0.0	0	0	0	0	0	1	0	0	0	0	0	0	0	0	0	0	W	34-24	
10/26	Oklahoma St.	P	0	0	0	0.0	0.0	0.0	0.0	0	0	0	0	0	1	0	0	0	0	0	0	0	0	0	0	L	27-34	
11/09	at Oklahoma	P	0	0	0	0.0	0.0	0.0	0.0	0	0	0	0	0	0	0	0	0	0	0	0	0	0	0	0	L	41-42	
11/23	Kansas	P	0	0	0	0.0	0.0	0.0	0.0	0	0	0	0	0	0	0	0	0	0	0	0	0	0	0	0	W	41-31	
11/30	at Kansas St.	P	0	0	0	0.0	0.0	0.0	0.0	0	0	0	0	0	0	0	0	0	0	0	0	0	0	0	0	L	17-27	
12/28	Notre Dame	P	0	0	0	0.0	0.0	0.0	0.0	0	0	0	0	0	0	0	0	0	0	0	0	0	0	0	0	L	9-33	
2019 TOTALS		11-0	9	5	4	0.0	0.0	0.0	0.0	0	0	0	0	0	3	1	1	0	0	0	0	0	0	0	0	0	5-6	



COLLEGE 2020 GAME-BY-GAME STATISTICS (IOWA ST.)

DATE	OPPONENT	P/S	TACKLES							INTERCEPTIONS					O. FUMB				ST				MISC		W/L	SCORE	
			TK	S	A	SK	YDS	TFL	YDS	QBH	NO	YDS	LG	TD	PD	FF	FR	TD	YDS	TK	S	A	FF	FR			S
09/12	Louisiana	P	1	0	1	0.0	0.0	0.0	0.0	0	0	0	0	0	0	0	0	0	0	0	0	0	0	0	0	L	14-31
09/25	at TCU	P	1	0	1	0.0	0.0	0.0	0.0	0	0	0	0	0	0	0	0	0	0	0	0	0	0	0	0	W	37-34
10/03	Oklahoma	P	0	0	0	0.0	0.0	0.0	0.0	0	0	0	0	0	0	0	0	0	0	0	0	0	0	0	0	W	37-30
10/10	Texas Tech	P	1	1	0	0.0	0.0	0.0	0.0	0	0	0	0	0	0	0	0	0	0	0	0	0	0	0	0	W	31-15
10/24	at Oklahoma St.	P	0	0	0	0.0	0.0	0.0	0.0	0	0	0	0	0	0	0	0	0	0	0	0	0	0	0	0	L	21-24
10/31	at Kansas	P	3	3	0	0.0	0.0	0.0	0.0	0	0	0	0	0	1	0	0	0	0	0	0	0	0	0	0	W	52-22
11/07	Baylor	P	0	0	0	0.0	0.0	0.0	0.0	0	0	0	0	0	0	0	0	0	0	0	0	0	0	0	0	W	38-31
11/21	Kansas St.	P	0	0	0	0.0	0.0	0.0	0.0	0	0	0	0	0	0	0	0	0	0	0	0	0	0	0	0	W	45-0
11/27	at Texas	P	1	1	0	0.0	0.0	0.0	0.0	0	0	0	0	0	0	0	0	0	0	0	0	0	0	0	0	W	23-20
12/05	West Virginia	P	0	0	0	0.0	0.0	0.0	0.0	0	0	0	0	0	0	0	0	0	0	0	0	0	0	0	0	W	42-6
12/19	Oklahoma	P	0	0	0	0.0	0.0	0.0	0.0	0	0	0	0	0	0	0	0	0	0	0	0	0	0	0	0	L	21-27
01/02	Oregon	P	0	0	0	0.0	0.0	0.0	0.0	0	0	0	0	0	0	0	0	0	0	0	0	0	0	0	0	W	34-17
2020 TOTALS		12-0	7	5	2	0.0	0.0	0.0	0.0	0	0	0	0	0	1	0	0	0	0	0	0	0	0	0	0	9-3	

COLLEGE 2021 GAME-BY-GAME STATISTICS (IOWA ST.)

DATE	OPPONENT	P/S	TACKLES							INTERCEPTIONS					O. FUMB				ST				MISC		W/L	SCORE	
			TK	S	A	SK	YDS	TFL	YDS	QBH	NO	YDS	LG	TD	PD	FF	FR	TD	YDS	TK	S	A	FF	FR			S
09/04	UNI	P	0	0	0	0.0	0.0	0.0	0.0	0	0	0	0	0	0	0	0	0	0	0	0	0	0	0	0	W	16-10
09/11	Iowa	P	0	0	0	0.0	0.0	0.0	0.0	0	0	0	0	0	0	0	0	0	0	0	0	0	0	0	0	L	17-27
09/18	at UNLV	P	2	2	0	0.0	0.0	0.0	0.0	0	0	0	0	0	0	0	0	0	0	0	0	0	0	0	0	W	48-3
09/25	at Baylor	P	0	0	0	0.0	0.0	0.0	0.0	0	0	0	0	0	0	0	0	0	0	0	0	0	0	0	0	L	29-31
10/02	Kansas	P	0	0	0	0.0	0.0	0.0	0.0	0	0	0	0	0	0	0	0	0	0	0	0	0	0	0	0	W	59-7
10/16	at Kansas St.																									W	33-20
10/23	Oklahoma St.																									W	24-21
10/30	at West Virginia																									L	31-38
11/06	Texas																									W	30-7
11/13	at Texas Tech																									L	38-41
11/20	at Oklahoma																									L	21-28
11/26	TCU																									W	48-14
2021 TOTALS		5-0	2	2	0	0.0	0.0	0.0	0.0	0	0	0	0	0	0	0	0	0	0	0	0	0	0	0	0	7-5	

COLLEGE 2022 GAME-BY-GAME STATISTICS (KENT ST.)

DATE	OPPONENT	P/S	TACKLES							INTERCEPTIONS					O. FUMB				ST				MISC		W/L	SCORE		
			TK	S	A	SK	YDS	TFL	YDS	QBH	NO	YDS	LG	TD	PD	FF	FR	TD	YDS	TK	S	A	FF	FR			S	A
09/03	at Washington	P	1	1	0	0.0	0.0	0.0	0.0	0	0	0	0	0	0	0	0	0	0	0	0	0	0	0	0	L	20-45	
09/10	at Oklahoma	S	6	2	4	0.0	0.0	0.0	0.0	0	0	0	0	0	2	0	0	0	0	0	0	0	0	0	0	0	L	3-33
09/17	LIU	S	3	2	1	0.0	0.0	0.0	0.0	0	0	0	0	0	1	0	0	0	0	0	0	0	0	0	0	W	63-10	
09/24	at Georgia	P	1	1	0	0.0	0.0	0.0	0.0	0	0	0	0	0	0	0	0	0	0	0	0	0	0	0	0	L	22-39	
10/01	Ohio	S	3	3	0	0.0	0.0	0.0	0.0	0	0	0	0	0	0	0	0	0	0	0	0	0	0	0	0	W	31-24	
10/08	at Miami (OH)	S	2	2	0	0.0	0.0	0.0	0.0	0	0	0	0	0	0	0	0	0	0	0	0	0	0	0	0	L	24-27	
10/15	at Toledo	S	5	3	2	0.0	0.0	0.0	0.0	0	0	0	0	0	0	0	0	0	0	0	0	0	0	0	0	L	31-52	
10/22	Akron	S	8	8	0	0.0	0.0	0.0	0.0	0	0	0	0	0	1	0	0	0	0	0	0	0	0	0	0	W	33-27	
11/01	Ball St.	S	9	4	5	0.0	0.0	0.0	0.0	0	0	0	0	0	0	0	0	0	0	0	0	0	0	0	0	L	20-27	
11/09	at Bowling Green	S	6	4	2	0.0	0.0	0.0	0.0	0	0	0	0	0	0	0	1	0	0	0	0	0	0	0	0	W	40-6	
11/16	Eastern Mich.	S	10	6	4	0.0	0.0	0.0	0.0	0	0	0	0	0	0	0	0	0	0	0	0	0	0	0	0	L	24-31	
11/26	at Buffalo	S	9	6	3	0.0	0.0	0.0	0.0	0	0	0	0	0	0	0	0	0	0	0	0	0	0	0	0	W	30-27	
2022 TOTALS		12-10	63	42	21	0.0	0.0	0.0	0.0	0	0	0	0	0	4	0	1	0	0	0	0	0	0	0	0	5-7		

COLLEGE 2023 GAME-BY-GAME STATISTICS (KENT ST.)

DATE	OPPONENT	P/S	TACKLES							INTERCEPTIONS					O. FUMB				ST				MISC		W/L	SCORE		
			TK	S	A	SK	YDS	TFL	YDS	QBH	NO	YDS	LG	TD	PD	FF	FR	TD	YDS	TK	S	A	FF	FR			S	A
08/31	at UCF	S	4	2	2	0.0	0.0	0.0	0.0	0	1	0	0	0	0	0	0	0	0	0	0	0	0	0	0	0	L	6-56
09/09	at Arkansas	S	5	2	3	0.0	0.0	0.0	0.0	0	0	0	0	0	0	0	0	0	0	0	0	0	0	0	0	0	L	3-7
09/16	Central Conn. St.	P	0	0	0	0.0	0.0	0.0	0.0	0	0	0	0	0	0	0	0	0	0	0	0	0	0	0	0	W	38-10	
09/23	at Fresno St.	S	3	3	0	0.0	0.0	0.0	0.0	0	0	0	0	0	0	0	0	0	0	0	0	0	0	0	0	L	10-53	
09/30	Miami (OH)	S	4	3	1	0.0	0.0	0.0	0.0	0	0	0	0	0	0	0	0	0	0	0	0	0	0	0	0	L	3-23	
10/07	at Ohio	S	7	5	2	0.0	0.0	0.0	0.0	0	0	0	0	0	0	0	0	0	0	0	0	0	0	0	0	L	17-42	
10/14	at Eastern Mich.	S	6	3	3	0.0	0.0	1.0	2.0	0	0	0	0	0	0	0	0	0	0	0	0	0	0	0	0	L	14-28	
10/21	Buffalo	S	3	1	2	0.0	0.0	0.0	0.0	0	0	0	0	0	1	0	0	0	0	0	0	0	0	0	0	L	6-24	
11/01	at Akron	S	7	5	2	0.0	0.0	0.0	0.0	0	0	0	0	0	1	0	0	0	0	0	0	0	0	0	0	L	27-31	
11/08	Bowling Green	S	3	2	1	0.0	0.0	0.0	0.0	0	0	0	0	0	0	0	0	0	0	0	0	0	0	0	0	L	19-49	
11/18	at Ball St.	S	6	1	5	0.0	0.0	0.0	0.0	0	0	0	0	0	1	0	0	0	0	0	0	0	0	0	0	L	3-34	
11/25	NIU	S	2	1	1	0.0	0.0	0.0	0.0	0	0	0	0	0	0	0	1	0	20	0	0	0	0	0	0	L	27-37	
2023 TOTALS		12-11	50	28	22	0.0	0.0	1.0	2.0	0	1	0	0	0	3	0	1	0	20	0	0	0	0	0	0	1-11		





SKYY MOORE



WIDE RECEIVER #24
WESTERN MICHIGAN

3RD YEAR IN THE NFL

3RD YEAR WITH THE CHIEFS

HEIGHT: 5'10"
WEIGHT: 195 LBS
DRAFTED: D2A-22
BIRTHDAY: 9/10/00

- Moore enters his third season with the Chiefs in 2024.
- Originally entered the NFL as the first of two second-round picks (54th overall) by the Kansas City Chiefs in the 2022 NFL Draft.

Postseason Career Highlights:

- Scored first NFL touchdown during Super Bowl LVII putting

the Chiefs in a 35-27 lead over the Eagles in the fourth quarter.

Transactions:

Originally entered the NFL as the first of two second-round picks (54th overall) by the Kansas City Chiefs in the 2022 NFL Draft.

COLLEGE

Three-year letterwinner out of Western Michigan ... Logged 171 receptions for 2,482 and 16 touchdowns ... Recorded three carries for 12 yards and one touchdown ... His 2020 season was shortened due to Covid-19 ... Earned first-team All-MAC honors his freshman year in 2019, becoming the first Bronco wide receiver to be first-team All-MAC since Corey Davis in 2016 ... Also became the first MAC true freshman wide receiver to be first-team All-League since Roger Lewis of Bowling Green in 2014, the first in WMU history and just the third in the MAC since 1982.

PERSONAL

- Two-time Allegheny Conference Offensive Player of the Year and was also named Defensive Player of the Year.
- No. 36 ranked player in the state.
- Played defensive back and quarterback.
- Became the first player in conference history to rush and pass for 1,000 yards in back-to-back seasons.
- Twice named All-Conference on offense and defense.
- Totaled 100 career touchdowns and 3,500 yards.
- Played basketball, earning all-section honors as a point guard junior and senior years.

SKYY MOORE'S NFL REGULAR SEASON RUSHING/RECEIVING STATISTICS

DATE	TEAM	GP	GS	RECEIVING					RUSHING				
				NO.	YDS.	AVG.	LG	TD	NO.	YDS.	AVG.	LG	TD
2022	Chiefs	16	3	22	250	11.4	30	0	3	24	8.0	12	0
2023	Chiefs	14	8	21	244	11.6	54	1	3	23	7.7	11	0
NFL TOTALS		30	11	43	494	11.5	54	1	6	47	7.8	12	0

SKYY MOORE'S NFL POSTSEASON RUSHING/RECEIVING STATISTICS

DATE	TEAM	GP	GS	RECEIVING					RUSHING				
				NO.	YDS.	AVG.	LG	TD	NO.	YDS.	AVG.	LG	TD
2022	Chiefs	3	0	5	17	3.4	8	1	2	7	3.5	4	0
2023	Chiefs	0	0	0	0	0.0	0	0	0	0	0.0	0	0
NFL TOTALS		3	0	5	17	3.4	8	1	2	7	3.5	4	0

SKYY MOORE'S NFL REGULAR SEASON RETURN STATISTICS

DATE	TEAM	KICKOFF RETURNS					PUNT RETURNS					
		RET.	YDS.	AVG.	LG	TD	NO.	FC	YDS.	AVG.	LG	TD
2022	Chiefs	3	50	16.7	23	0	14	4	86	6.1	15	0
2023	Chiefs	0	0	0.0	0	0	0	0	0	0.0	0	0
NFL TOTALS		3	50	16.7	23	0	14	4	86	6.1	15	0



SKYY MOORE'S NFL POSTSEASON RETURN STATISTICS

DATE	TEAM	KICKOFF RETURNS					PUNT RETURNS					
		RET.	YDS.	AVG.	LG	TD	NO.	FC	YDS.	AVG.	LG	TD
2022	Chiefs	1	18	18.0	18	0	2	0	29	14.5	29	0
2023	Chiefs	0	0	0.0	0	0	0	0	0	0.0	0	0
NFL TOTALS		1	18	18.0	18	0	2	0	29	14.5	29	0

SINGLE-GAME HIGHS: RUSHING/RECEIVING

Rush Attempts	2 at N.Y. Jets, Oct 01, 2023 2 at Houston, Dec 18, 2022 1 vs. Detroit, Sep 07, 2023	Kickoff Return Yards	23 at Arizona, Sep 11, 2022 19 vs. Las Vegas, Oct 10, 2022 8 vs. Jacksonville, Nov 13, 2022
Rushing Yards	1 at Cincinnati, Dec 04, 2022 19 at N.Y. Jets, Oct 01, 2023 12 at Houston, Dec 18, 2022 12 at Cincinnati, Dec 04, 2022 4 vs. Detroit, Sep 07, 2023	Longest Kickoff Return	23 at Arizona, Sep 11, 2022 19 vs. Las Vegas, Oct 10, 2022 8 vs. Jacksonville, Nov 13, 2022
Longest Runs	12 at Cincinnati, Dec 04, 2022 11 at N.Y. Jets, Oct 01, 2023 9 at Houston, Dec 18, 2022 8 at N.Y. Jets, Oct 01, 2023 4 vs. Detroit, Sep 07, 2023	Fair Catches	3 vs. L.A. Chargers, Sep 15, 2022 1 at Tampa Bay, Oct 02, 2022
Receptions	5 vs. L.A. Rams, Nov 27, 2022 5 at L.A. Chargers, Nov 20, 2022 4 vs. Chicago, Sep 24, 2023 3 at Las Vegas, Nov 26, 2023 3 at Jacksonville, Sep 17, 2023 ...1 more at 3.	Punt Return Yards	41 at Arizona, Sep 11, 2022 12 at Tampa Bay, Oct 02, 2022 12 at Indianapolis, Sep 25, 2022 7 vs. Las Vegas, Oct 10, 2022 6 vs. Buffalo, Oct 16, 2022 ...1 more at 6.
Receiving Yards	70 at Jacksonville, Sep 17, 2023 63 at L.A. Chargers, Nov 20, 2022 42 vs. Chicago, Sep 24, 2023 36 vs. L.A. Rams, Nov 27, 2022 34 at Las Vegas, Nov 26, 2023	Longest Punt Return	15 at Arizona, Sep 11, 2022 13 at Arizona, Sep 11, 2022 12 at Tampa Bay, Oct 02, 2022 12 at Indianapolis, Sep 25, 2022 8 at Arizona, Sep 11, 2022
Receiving Average	23.3 at Jacksonville, Sep 17, 2023 12.6 at L.A. Chargers, Nov 20, 2022 11.3 at Las Vegas, Nov 26, 2023 11.0 vs. Denver, Jan 01, 2023 10.5 vs. Chicago, Sep 24, 2023	Punt Returns	4 at Arizona, Sep 11, 2022 2 at Indianapolis, Sep 25, 2022 2 vs. L.A. Chargers, Sep 15, 2022 1 vs. L.A. Rams, Nov 27, 2022 1 at L.A. Chargers, Nov 20, 2022 ...4 more at 1.
Longest Receptions	54 at Jacksonville, Sep 17, 2023 30 at Arizona, Sep 11, 2022 24 vs. Buffalo, Oct 16, 2022 23 vs. Miami, Nov 05, 2023 21 vs. Chicago, Sep 24, 2023	Punt Return Average	10.3 at Arizona, Sep 11, 2022
Receiving TDs	1 at Jacksonville, Sep 17, 2023	Most TDs	1 at Jacksonville, Sep 17, 2023
All-Purpose Yards	94 at Arizona, Sep 11, 2022 70 at Jacksonville, Sep 17, 2023 65 at L.A. Chargers, Nov 20, 2022 43 at Tampa Bay, Oct 02, 2022 42 vs. Chicago, Sep 24, 2023	Miscellaneous Tackles	1 at Green Bay, Dec 03, 2023 1 at Denver, Oct 29, 2023 1 at Denver, Dec 11, 2022
Kickoff Returns	1 vs. Jacksonville, Nov 13, 2022 1 vs. Las Vegas, Oct 10, 2022 1 at Arizona, Sep 11, 2022		



SINGLE-GAME HIGHS - POSTSEASON: RUSHING/RECEIVING

Rush Attempts 1 at Philadelphia, Feb 12, 2023
 1 vs. Jacksonville, Jan 21, 2023

Rushing Yards 4 at Philadelphia, Feb 12, 2023
 3 vs. Jacksonville, Jan 21, 2023

Longest Runs 4 at Philadelphia, Feb 12, 2023
 3 vs. Jacksonville, Jan 21, 2023

Receptions 3 vs. Cincinnati, Jan 29, 2023
 1 at Philadelphia, Feb 12, 2023
 1 vs. Jacksonville, Jan 21, 2023

Receiving Yards 13 vs. Cincinnati, Jan 29, 2023
 4 at Philadelphia, Feb 12, 2023

Receiving Average 4.3 vs. Cincinnati, Jan 29, 2023

Longest Receptions 8 vs. Cincinnati, Jan 29, 2023
 4t at Philadelphia, Feb 12, 2023
 3 vs. Cincinnati, Jan 29, 2023
 2 vs. Cincinnati, Jan 29, 2023

Receiving TDs 1 at Philadelphia, Feb 12, 2023

All-Purpose Yards 60 vs. Cincinnati, Jan 29, 2023
 8 at Philadelphia, Feb 12, 2023
 3 vs. Jacksonville, Jan 21, 2023

Kickoff Returns 1 vs. Cincinnati, Jan 29, 2023

Kickoff Return Yards 18 vs. Cincinnati, Jan 29, 2023

Longest Kickoff Return 18 vs. Cincinnati, Jan 29, 2023

Punt Return Yards 29 vs. Cincinnati, Jan 29, 2023

Longest Punt Return 29 vs. Cincinnati, Jan 29, 2023

Punt Returns 2 vs. Cincinnati, Jan 29, 2023

Most TDs 1 at Philadelphia, Feb 12, 2023

2022 GAME-BY-GAME REGULAR-SEASON STATISTICS (CHIEFS)

DATE	OPPONENT	P/S	RECEIVING						RUSHING						W/L	SCORE
			NO.	YDS.	AVG.	LG	TD	NO.	YDS.	AVG.	LG	TD				
09/11	at Cardinals	P	1	30	30.0	30	0	0	0	0.0	0	0	0	W	44-21	
09/15	Chargers	P	0	0	0.0	0	0	0	0	0.0	0	0	0	W	27-24	
09/25	at Colts	P	0	0	0.0	0	0	0	0	0.0	0	0	0	L	17-20	
10/02	at Buccaneers	S	2	31	15.5	16	0	0	0	0.0	0	0	0	W	41-31	
10/10	Raiders	S	2	15	7.5	8	0	0	0	0.0	0	0	0	W	30-29	
10/16	Bills	P	1	24	24.0	24	0	0	0	0.0	0	0	0	L	20-24	
10/23	at 49ers	P	0	0	0.0	0	0	0	0	0.0	0	0	0	W	44-23	
11/06	Titans	P	0	0	0.0	0	0	0	0	0.0	0	0	0	W	20-17+	
11/13	Jaguars	P	1	6	6.0	6	0	0	0	0.0	0	0	0	W	27-17	
11/20	at Chargers	P	5	63	12.6	18	0	0	0	0.0	0	0	0	W	30-27	
11/27	Rams	S	5	36	7.2	18	0	0	0	0.0	0	0	0	W	26-10	
12/04	at Bengals	P	0	0	0.0	0	0	1	12	12.0	12	0	L	24-27		
12/11	at Broncos	P	1	7	7.0	7	0	0	0	0.0	0	0	0	W	34-28	
12/18	at Texans	P	0	0	0.0	0	0	2	12	6.0	9	0	W	30-24+		
12/24	Seahawks	P	1	5	5.0	5	0	0	0	0.0	0	0	0	W	24-10	
01/01	Broncos	P	3	33	11.0	18	0	0	0	0.0	0	0	0	W	27-24	
01/07	at Raiders												W	31-13		
2022 TOTALS			16-3	22	250	11.4	30	0	3	24	8.0	12	0	14-3		

+ - Overtime

2023 GAME-BY-GAME REGULAR-SEASON STATISTICS (CHIEFS)

DATE	OPPONENT	P/S	RECEIVING						RUSHING						W/L	SCORE
			NO.	YDS.	AVG.	LG	TD	NO.	YDS.	AVG.	LG	TD				
09/07	Lions	S	0	0	0.0	0	0	1	4	4.0	4	0	L	20-21		
09/17	at Jaguars	P	3	70	23.3	54	1	0	0	0.0	0	0	0	W	17-9	
09/24	Bears	S	4	42	10.5	21	0	0	0	0.0	0	0	0	W	41-10	
10/01	at Jets	S	0	0	0.0	0	0	2	19	9.5	11	0	W	23-20		
10/08	at Vikings	S	2	11	5.5	7	0	0	0	0.0	0	0	0	W	27-20	
10/12	Broncos	S	2	22	11.0	12	0	0	0	0.0	0	0	0	W	19-8	
10/22	Chargers	S	2	15	7.5	11	0	0	0	0.0	0	0	0	W	31-17	
10/29	at Broncos	P	1	8	8.0	8	0	0	0	0.0	0	0	L	9-24		
11/05	Dolphins	P	2	33	16.5	23	0	0	0	0.0	0	0	0	W	21-14	
11/20	Eagles	P	1	4	4.0	4	0	0	0	0.0	0	0	0	L	17-21	
11/26	at Raiders	P	3	34	11.3	18	0	0	0	0.0	0	0	0	W	31-17	
12/03	at Packers	S	1	5	5.0	5	0	0	0	0.0	0	0	0	L	19-27	
12/10	Bills	S	0	0	0.0	0	0	0	0	0.0	0	0	0	L	17-20	
12/17	at Patriots	P	0	0	0.0	0	0	0	0	0.0	0	0	0	W	27-17	
12/25	Raiders												L	14-20		
12/31	Bengals												W	25-17		
01/07	at Chargers												W	13-12		
2023 TOTALS			14-8	21	244	11.6	54	1	3	23	7.7	11	0	11-6		

2022 GAME-BY-GAME POSTSEASON STATISTICS (CHIEFS)

DATE	OPPONENT	P/S	RECEIVING						RUSHING						W/L	SCORE
			NO.	YDS.	AVG.	LG	TD	NO.	YDS.	AVG.	LG	TD				
01/21	Jaguars	P	1	0	0.0	0	0	1	3	3.0	3	0	W	27-20		
01/29	Bengals	P	3	13	4.3	8	0	0	0	0.0	0	0	W	23-20		
02/12	at Eagles	P	1	4	4.0	4t	1	1	4	4.0	4	0	W	38-35		
2022 TOTALS			3-0	5	17	3.4	8	1	2	7	3.5	4	0	3-0		



2023 GAME-BY-GAME POSTSEASON STATISTICS (CHIEFS)

DATE	OPPONENT	P/S	RECEIVING					RUSHING					W/L	SCORE
			NO.	YDS.	AVG.	LG	TD	NO.	YDS.	AVG.	LG	TD		
01/13	Dolphins												W	26-7
01/21	at Bills												W	27-24
01/28	at Ravens												W	17-10
02/11	49ers												W	25-22+
2023 TOTALS		0-0	0	0	0.0	0	0	0	0	0.0	0	0	4-0	

+ - Overtime





WANYA MORRIS



OFFENSIVE LINEMAN #64
OKLAHOMA

2ND YEAR IN THE NFL

2ND YEAR WITH THE CHIEFS

HEIGHT: 6'6"
WEIGHT: 307 LBS
DRAFTED: D3-23
BIRTHDAY: 10/10/00

- 👁️ Morris enters his second season with the Chiefs in 2024.
- 👁️ Originally entered the NFL as a third-round draft pick (92nd overall) by the Kansas City Chiefs in the 2023 NFL Draft.

Transactions:

Originally entered the NFL as a third-round draft pick (92nd overall) by the Kansas City Chiefs in the 2023 NFL Draft.

COLLEGE

Spent 2019-20 seasons at Tennessee before transferring to Oklahoma for 2021-22 seasons ... Played in 37 career games (15 at Oklahoma) and made 27 starts (eight at OU) ... While at Tennessee in 2020, allowed two sacks on 195 pass-blocking snaps according to PFF and was flagged for just three penalties on 398 total snaps ... During his true-freshman year at Tennessee in 2019, he helped pave way for a season-high 297-yard rushing performance against Vanderbilt (11/30), helped protect QB Jarrett Guarantano at Missouri when the quarterback became the third Volunteer to ever pass for 400 yards (11/23) and started at left tackle vs. Georgia State (8/31) to become first Tennessee true freshman offensive lineman to start in a season opener since 2017 ... Received the following awards and honors: 2022 AP All-Big 12 second-team, 2019 SEC All-Freshman Team, 2019 247Sports True Freshman All-America Team and 2019 The Athletic's Midseason Freshman All-America Team.

PERSONAL

- 👁️ Attended Grayson High School.
- 👁️ A five-star recruit by ESPN and a four-star prospect by 247Sports and Rivals.
- 👁️ Ranked No. 7 in USA Today's High School Football Chosen 25.
- 👁️ Rated as No. 9 overall recruit by ESPN, No. 41 by Rivals and No. 51 by 247Sports.
- 👁️ Regarded as country's No. 5 offensive tackle by ESPN and Rivals and No. 6 by 247Sports.
- 👁️ The No. 3 player in Georgia by ESPN, No. 5 by Rivals and No. 9 by 247Sports.
- 👁️ Selected to participate in 2019 Under Armour All-American Game.
- 👁️ 2018 MaxPreps preseason first-team All-American.
- 👁️ 2018 Georgia Class 7A All-State selection.
- 👁️ Recorded 73 pancake blocks during his senior season.
- 👁️ Led Grayson to 10-3 record and an appearance in 2018 state quarterfinals.
- 👁️ Named after Boyz II Men artist Wanyá Morris.
- 👁️ Enrolled at Tennessee in January 2019.
- 👁️ Majored in communication studies at Tennessee and Oklahoma.

WANYA MORRIS' NFL REGULAR SEASON STATISTICS

DATE	TEAM	GP	GS
2023	Chiefs	14	4
NFL TOTALS		14	4

WANYA MORRIS' NFL POSTSEASON STATISTICS

DATE	TEAM	GP	GS
2023	Chiefs	2	0
NFL TOTALS		2	0



2023 GAME-BY-GAME REGULAR-SEASON STATISTICS (CHIEFS)

DATE	OPPONENT	P/S		W/L	SCORE
09/07	Lions		INACTIVE	L	20-21
09/17	at Jaguars		INACTIVE	W	17-9
09/24	Bears		INACTIVE	W	41-10
10/01	at Jets	P		W	23-20
10/08	at Vikings	P		W	27-20
10/12	Broncos	P		W	19-8
10/22	Chargers	P		W	31-17
10/29	at Broncos	P		L	9-24
11/05	Dolphins	P		W	21-14
11/20	Eagles	P		L	17-21
11/26	at Raiders	P		W	31-17
12/03	at Packers	P		L	19-27
12/10	Bills	S		L	17-20
12/17	at Patriots	S		W	27-17
12/25	Raiders	S		L	14-20
12/31	Bengals	S		W	25-17
01/07	at Chargers	P		W	13-12
2023 TOTALS		14-4		11-6	

2023 GAME-BY-GAME POSTSEASON STATISTICS (CHIEFS)

DATE	OPPONENT	P/S		W/L	SCORE
01/13	Dolphins		INACTIVE	W	26-7
01/21	at Bills		INACTIVE	W	27-24
01/28	at Ravens	P		W	17-10
02/11	49ers	P		W	25-22+
2023 TOTALS		2-0		4-0	

+ - Overtime





LUCAS NIANG



TACKLE #77
TCU

4TH YEAR IN THE NFL

4TH YEAR WITH THE CHIEFS

HEIGHT: 6'6"
WEIGHT: 315 LBS
DRAFTED: D3-20
BIRTHDAY: 8/18/98

- Niang enters his fourth season with the Chiefs in 2024.
- Originally entered the NFL as a third-round pick (96th overall) by the Kansas City Chiefs in the 2020 NFL Draft.
- Chose to opt-out of the 2020 season due to COVID-19 concerns.

Transactions:

Originally entered the NFL as a third-round pick (96th overall) by the Kansas City Chiefs in the 2020 NFL Draft.

COLLEGE

Appeared in 44 games (27 starts) at TCU ... As a senior, started six of the opening seven games at right tackle ... Missed the final five contests due to injury ... Did not allow a sack for the second consecutive season ... As a junior, started all 13 games at right tackle, was the only offensive lineman on the Horned Frogs to start all 13 games on the season, did not allow a sack and had an 86.3 percent grade by Pro Football Focus, making him the highest-graded pass blocker among Big 12 offensive tackles who played a minimum of 300 snaps in 2018 and returning for the 2019 campaign ... As a sophomore, played in 12 games with eight starts with all his starts coming in the final eight games of the regular season ... As a freshman, saw action in 12 of 13 games.

PERSONAL

- Won three-straight Connecticut state titles at New Canaan High School.
- Named to the 2015 Walter Camp All-Connecticut Team.
- Was the Horned Frogs first signee from Connecticut.
- Hometown: New Canaan, Conn.
- Last name pronounced: KNEE-yang.

LUCAS NIANG'S NFL REGULAR SEASON STATISTICS

DATE	TEAM	GP	GS
2020	Chiefs	0	0
2021	Chiefs	12	9
2022	Chiefs	7	0
2023	Chiefs	14	0
NFL TOTALS		33	9

LUCAS NIANG'S NFL POSTSEASON STATISTICS

DATE	TEAM	GP	GS
2020	Chiefs	0	0
2021	Chiefs	0	0
2022	Chiefs	3	0
2023	Chiefs	4	0
NFL TOTALS		7	0



2020 GAME-BY-GAME REGULAR-SEASON STATISTICS (CHIEFS)

DATE	OPPONENT	P/S		W/L	SCORE
09/10	Texans		RESERVE/OPT-OUT	W	34-20
09/20	at Chargers		RESERVE/OPT-OUT	W	23-20+
09/28	at Ravens		RESERVE/OPT-OUT	W	34-20
10/05	Patriots		RESERVE/OPT-OUT	W	26-10
10/11	Raiders		RESERVE/OPT-OUT	L	32-40
10/19	at Bills		RESERVE/OPT-OUT	W	26-17
10/25	at Broncos		RESERVE/OPT-OUT	W	43-16
11/01	Jets		RESERVE/OPT-OUT	W	35-9
11/08	Panthers		RESERVE/OPT-OUT	W	33-31
11/22	at Raiders		RESERVE/OPT-OUT	W	35-31
11/29	at Buccaneers		RESERVE/OPT-OUT	W	27-24
12/06	Broncos		RESERVE/OPT-OUT	W	22-16
12/13	at Dolphins		RESERVE/OPT-OUT	W	33-27
12/20	at Saints		RESERVE/OPT-OUT	W	32-29
12/27	Falcons		RESERVE/OPT-OUT	W	17-14
01/03	Chargers		RESERVE/OPT-OUT	L	21-38
2020 TOTALS		0-0		14-2	

+ - Overtime

2021 GAME-BY-GAME REGULAR-SEASON STATISTICS (CHIEFS)

DATE	OPPONENT	P/S		W/L	SCORE
09/12	Browns	S		W	33-29
09/19	at Ravens	S		L	35-36
09/26	Chargers	S		L	24-30
10/03	at Eagles	S		W	42-30
10/10	Bills	S		L	20-38
10/17	at Football Team	P		W	31-13
10/24	at Titans	P		L	3-27
11/01	Giants	S		W	20-17
11/07	Packers	S		W	13-7
11/14	at Raiders		INACTIVE	W	41-14
11/21	Cowboys		INACTIVE	W	19-9
12/05	Broncos		INACTIVE	W	22-9
12/12	Raiders	P		W	48-9
12/16	at Chargers	S		W	34-28+
12/26	Steelers		RESERVE/COVID-19	W	36-10
01/02	at Bengals	S		L	31-34
01/08	at Broncos		RESERVE/INJURED	W	28-24
2021 TOTALS		12-9		12-5	

+ - Overtime

2022 GAME-BY-GAME REGULAR-SEASON STATISTICS (CHIEFS)

DATE	OPPONENT	P/S		W/L	SCORE
09/11	at Cardinals		RESERVE/PHYSICALLY-UNABLE-TO-PERFORM	W	44-21
09/15	Chargers		RESERVE/PHYSICALLY-UNABLE-TO-PERFORM	W	27-24
09/25	at Colts		RESERVE/PHYSICALLY-UNABLE-TO-PERFORM	L	17-20
10/02	at Buccaneers		RESERVE/PHYSICALLY-UNABLE-TO-PERFORM	W	41-31
10/10	Raiders		RESERVE/PHYSICALLY-UNABLE-TO-PERFORM	W	30-29
10/16	Bills		RESERVE/PHYSICALLY-UNABLE-TO-PERFORM	L	20-24
10/23	at 49ers		RESERVE/PHYSICALLY-UNABLE-TO-PERFORM	W	44-23
11/06	Titans		RESERVE/PHYSICALLY-UNABLE-TO-PERFORM	W	20-17+
11/13	Jaguars		RESERVE/PHYSICALLY-UNABLE-TO-PERFORM	W	27-17
11/20	at Chargers		RESERVE/PHYSICALLY-UNABLE-TO-PERFORM	W	30-27
11/27	Rams	P		W	26-10
12/04	at Bengals	P		L	24-27
12/11	at Broncos	P		W	34-28
12/18	at Texans	P		W	30-24+
12/24	Seahawks	P		W	24-10
01/01	Broncos	P		W	27-24
01/07	at Raiders	P		W	31-13
2022 TOTALS		7-0		14-3	

+ - Overtime



2023 GAME-BY-GAME REGULAR-SEASON STATISTICS (CHIEFS)

DATE	OPPONENT	P/S		W/L	SCORE
09/07	Lions		INACTIVE	L	20-21
09/17	at Jaguars		INACTIVE	W	17-9
09/24	Bears		INACTIVE	W	41-10
10/01	at Jets	P		W	23-20
10/08	at Vikings	P		W	27-20
10/12	Broncos	P		W	19-8
10/22	Chargers	P		W	31-17
10/29	at Broncos	P		L	9-24
11/05	Dolphins	P		W	21-14
11/20	Eagles	P		L	17-21
11/26	at Raiders	P		W	31-17
12/03	at Packers	P		L	19-27
12/10	Bills	P		L	17-20
12/17	at Patriots	P		W	27-17
12/25	Raiders	P		L	14-20
12/31	Bengals	P		W	25-17
01/07	at Chargers	P		W	13-12
2023 TOTALS		14-0		11-6	

2020 GAME-BY-GAME POSTSEASON STATISTICS (CHIEFS)

DATE	OPPONENT	P/S		W/L	SCORE
01/17	Browns		RESERVE/OPT-OUT	W	22-17
01/24	Bills		RESERVE/OPT-OUT	W	38-24
02/07	at Buccaneers		RESERVE/OPT-OUT	L	9-31
2020 TOTALS		0-0		2-1	

2021 GAME-BY-GAME POSTSEASON STATISTICS (CHIEFS)

DATE	OPPONENT	P/S		W/L	SCORE
01/16	Steelers		RESERVE/INJURED	W	42-21
01/23	Bills		RESERVE/INJURED	W	42-36+
01/30	Bengals		RESERVE/INJURED	L	24-27+
2021 TOTALS		0-0		2-1	

+ - Overtime

2022 GAME-BY-GAME POSTSEASON STATISTICS (CHIEFS)

DATE	OPPONENT	P/S		W/L	SCORE
01/21	Jaguars	P		W	27-20
01/29	Bengals	P		W	23-20
02/12	at Eagles	P		W	38-35
2022 TOTALS		3-0		3-0	

2023 GAME-BY-GAME POSTSEASON STATISTICS (CHIEFS)

DATE	OPPONENT	P/S		W/L	SCORE
01/13	Dolphins	P		W	26-7
01/21	at Bills	P		W	27-24
01/28	at Ravens	P		W	17-10
02/11	49ers	P		W	25-22+
2023 TOTALS		4-0		4-0	


+ - Overtime





HUNTER NOURZAD

OFFENSIVE LINEMAN #60
PENN STATE



ROOKIE

HEIGHT: 6'3"
WEIGHT: 317 LBS
DRAFTED: D5-24
BIRTHDAY: 11/26/00

- Nourzad enters his first season with the Chiefs in 2024.
- Originally entered the NFL as a fifth-round pick (159th overall) by the Kansas City Chiefs in 2024.

Transactions: Originally entered the NFL as a fifth-round pick (159th overall) by the Kansas City Chiefs in 2024.

COLLEGE

Played two seasons for Penn State (2022-23) and two seasons (2020 cancelled) for Cornell (2019-21) ... Played in 12 games in 2023 and started in two ... Earned the coaching staff's Offensive Player of the Week award after performance against Iowa (9/23/23) ... Voted second-team All-Big Ten by coaches and media (2023) ... Earned Academic All-Big Ten honors (2023) ... Was Penn State's Tim Shaw Thrive award winner (2023) ... Named to the team's Nittany Lion Club for the highest GPA as a senior ... Named All-Big Ten honorable mention by the coaches and media (2022) ... Selected by the coaching staff as the Offensive Player of the Game after performance against Auburn (9/17/22) ... Finished his time at Cornell with 20 consecutive games at right tackle ... Earned second-team All-America honors from the AFCA (2021) ... Selected to third-team All-America (Phil Steele) (2021) ... Named Phil Steele's Ivy League Offensive Lineman of the Year (2021) ... Earned Academic All-Ivy League honors (2021) ... Semifinalist for the William V. Campbell Trophy (2021).

PERSONAL

- Two-year captain at The Walker School.
- Named a two-time All-State selection by the Atlanta-Journal Constitution, Recruit Georgia and the Georgia Athletic Coaches Association.
- Earned three-time All-Region honors (first-team twice).
- Was Regional Lineman of the Year as a senior.
- Also lettered in lacrosse and track and field.
- Earned All-Region honors in shot put.
- Earned his degree in engineering at Cornell and his MBA at Penn State.





CHRIS OLADOKUN



QUARTERBACK #13
SOUTH DAKOTA STATE

1ST YEAR IN THE NFL

3RD YEAR WITH THE CHIEFS

HEIGHT: 6'1"
WEIGHT: 213 LBS
DRAFTED: FA-22
BIRTHDAY: 9/3/97

- Oladokun enters his third season with the Chiefs in 2024.
- Originally entered the NFL as a seventh-round pick (241st overall) by the Pittsburgh Steelers in the 2022 NFL Draft.

Signed to Kansas City's practice squad (8/31/23) ... Released By Kansas City (8/29/23) ... Signed with Kansas City (2/15/23) ... Signed with Kansas City's practice squad (8/31/22) ... Released by Pittsburgh (8/23/22) ... Originally entered the NFL as a seventh-round pick (241st overall) by the Pittsburgh Steelers in the 2022 NFL Draft.

Transactions:

COLLEGE

Played in 15 games (15 starts) for South Dakota State ... Completed 238 of his passes 382 attempts for 3,164 yards and 25 TDs ... Registered QB efficiency rating of 149.8 ... Guided the Jackrabbits to the FCS national semifinals ... Played in seven games (one start) at Samford in the 2020 season ... Completed 37 of his 56 attempts for 221 yards and one TD ... Registered QB efficiency rating of 98.0 ... Saw action in all 12 games, including eight starts at quarterback at Samford in 2019 ... Completed 169-of-272 passes for 2,058 yards and 18 TDs ... Rushed 127 times for 491 yards and eight TDs ... Named the SoCon Offensive Player of the Month for September, and the Offensive Player of the Week three times ... Threw for 428 yards and six TDs, and rushed for another TD, tying the school record for both TD passes and TDs responsible for in a game at Tennessee Tech ... Passed for 250 yards and three TDs, and rushed for 95 yards and a score against Alabama A&M ... Threw for 294 yards and three TDs at VMI ... passed for 270 yards and a TD at Mercer ... Appeared in six games, including two starts while attending University of South Florida (2018)... Completed 22-of-44 passes for 285 yards and three touchdowns.

PERSONAL

- Prepped at Sickles High School in Tampa, where he threw for 1,390 yards and 15 touchdowns with only three interceptions in nine games as a senior.
- Totaled 57 touchdown passes in his prep career.
- Transferred to Sickles before his senior year after throwing for 3,646 yards and 32 touchdowns in two seasons at Alonzo High School.
- Selected to play in the Blue-Grey Football All-American Bowl as a senior.
- Dual-threat quarterback rated as a three-star recruit by Scout, 247Sports and Rivals.

CHRIS OLADOKUN'S NFL REGULAR SEASON PASSING STATISTICS

DATE	TEAM	GP	GS	ATT.	CMP.	PCT.	YDS	AVG.	TD	INT.	LG	SK	LST	RATE
2022	Chiefs	0	0	0	0	0.0	0	0.0	0	0	0	0	0	0.0
2023	Chiefs	0	0	0	0	0.0	0	0.0	0	0	0	0	0	0.0
TOTALS		0	0	0	0	0.0	0	0.0	0	0	0	0	0	0.0

CHRIS OLADOKUN'S NFL POSTSEASON PASSING STATISTICS

DATE	TEAM	GP	GS	ATT.	CMP.	PCT.	YDS	AVG.	TD	INT.	LG	SK	LST	RATE
2022	Chiefs	0	0	0	0	0.0	0	0.0	0	0	0	0	0	0.0
2023	Chiefs	0	0	0	0	0.0	0	0.0	0	0	0	0	0	0.0
TOTALS		0	0	0	0	0.0	0	0.0	0	0	0	0	0	0.0

CHRIS OLADOKUN'S NFL REGULAR SEASON RUSHING STATISTICS

DATE	TEAM	NO.	YDS.	AVG.	LG	TD
2022	Chiefs	0	0	0.0	0	0
2023	Chiefs	0	0	0.0	0	0
TOTALS		0	0	0.0	0	0



CHRIS OLADOKUN'S NFL POSTSEASON RUSHING STATISTICS

DATE	TEAM	NO.	YDS.	AVG.	LG	TD
2022	Chiefs	0	0	0.0	0	0
2023	Chiefs	0	0	0.0	0	0
TOTALS		0	0	0.0	0	0

CHRIS OLADOKUN'S NFL REGULAR SEASON PASSING/RUSHING STATISTICS

DATE	TEAM	GP	GS	PASSING										RUSHING					
				ATT.	CMP.	PCT.	YDS	AVG.	TD	INT.	LG	SK	LST	RATE	NO.	YDS.	AVG.	LG	TD
2022	Chiefs	0	0	0	0	0.0	0	0.0	0	0	0	0	0	0.0	0	0	0.0	0	0
2023	Chiefs	0	0	0	0	0.0	0	0.0	0	0	0	0	0	0.0	0	0	0.0	0	0
TOTALS		0	0	0	0	0.0	0	0.0	0	0	0	0	0	0.0	0	0	0.0	0	0

CHRIS OLADOKUN'S NFL POSTSEASON PASSING/RUSHING STATISTICS

DATE	TEAM	GP	GS	PASSING										RUSHING					
				ATT.	CMP.	PCT.	YDS	AVG.	TD	INT.	LG	SK	LST	RATE	NO.	YDS.	AVG.	LG	TD
2022	Chiefs	0	0	0	0	0.0	0	0.0	0	0	0	0	0	0.0	0	0	0.0	0	0
2023	Chiefs	0	0	0	0	0.0	0	0.0	0	0	0	0	0	0.0	0	0	0.0	0	0
TOTALS		0	0	0	0	0.0	0	0.0	0	0	0	0	0	0.0	0	0	0.0	0	0

2022 GAME-BY-GAME REGULAR-SEASON STATISTICS (CHIEFS)

DATE	OPPONENT	P/S	PASSING											RUSHING				W/L	SCORE				
			ATT	CMP	YDS	PCT	Y/A	Y/C	TD	INT	LG	SK/YD	RATE	ATT	YDS	LG	TD						
09/11	at Cardinals																				W	44-21	
09/15	Chargers																					W	27-24
09/25	at Colts																					L	17-20
10/02	at Buccaneers																					W	41-31
10/10	Raiders																					W	30-29
10/16	Bills																					L	20-24
10/23	at 49ers																					W	44-23
11/06	Titans																					W	20-17+
11/13	Jaguars																					W	27-17
11/20	at Chargers																					W	30-27
11/27	Rams																					W	26-10
12/04	at Bengals																					L	24-27
12/11	at Broncos																					W	34-28
12/18	at Texans																					W	30-24+
12/24	Seahawks																					W	24-10
01/01	Broncos																					W	27-24
01/07	at Raiders																					W	31-13
2022 TOTALS		0-0	0	0	0	0.0	0.0	0.0	0	0	0	0	0/0	0.0	0	0	0	0	0	0	0	14-3	

+ - Overtime

2023 GAME-BY-GAME REGULAR-SEASON STATISTICS (CHIEFS)

DATE	OPPONENT	P/S	PASSING											RUSHING				W/L	SCORE				
			ATT	CMP	YDS	PCT	Y/A	Y/C	TD	INT	LG	SK/YD	RATE	ATT	YDS	LG	TD						
09/07	Lions																					L	20-21
09/17	at Jaguars																					W	17-9
09/24	Bears																					W	41-10
10/01	at Jets																					W	23-20
10/08	at Vikings																					W	27-20
10/12	Broncos																					W	19-8
10/22	Chargers																					W	31-17
10/29	at Broncos																					L	9-24
11/05	Dolphins																					W	21-14
11/20	Eagles																					L	17-21
11/26	at Raiders																					W	31-17
12/03	at Packers																					L	19-27
12/10	Bills																					L	17-20
12/17	at Patriots																					W	27-17
12/25	Raiders																					L	14-20
12/31	Bengals																					W	25-17
01/07	at Chargers																					W	13-12
2023 TOTALS		0-0	0	0	0	0.0	0.0	0.0	0	0	0	0	0/0	0.0	0	0	0	0	0	0	0	11-6	

2022 GAME-BY-GAME POSTSEASON STATISTICS (CHIEFS)

DATE	OPPONENT	P/S	PASSING											RUSHING				W/L	SCORE				
			ATT	CMP	YDS	PCT	Y/A	Y/C	TD	INT	LG	SK/YD	RATE	ATT	YDS	LG	TD						
01/21	Jaguars																					W	27-20
01/29	Bengals																					W	23-20
02/12	at Eagles																					W	38-35
2022 TOTALS		0-0	0	0	0	0.0	0.0	0.0	0	0	0	0	0/0	0.0	0	0	0	0	0	0	0	3-0	





ISIAH PACHECO



RUNNING BACK #10
RUTGERS

3RD YEAR IN THE NFL

3RD YEAR WITH THE CHIEFS

HEIGHT: 5'10"
WEIGHT: 216 LBS
DRAFTED: D7B-22
BIRTHDAY: 3/2/99

- Pacheco enters his third season with the Chiefs in 2024.
- Originally entered the NFL as the second of three seventh-round picks (251st overall) by the Kansas City Chiefs in the 2022 NFL Draft.

Career Highlights:

- Has 12 rushing touchdowns in his first two seasons, the fifth-most by a Chiefs player.
- Finished his rookie campaign fifth in the franchise record book for rushing attempts (170) and rushing yards (830) in one's rookie season. His 830 rushing yards was fourth-best amongst NFL rookies in 2022.
- Scored five rushing touchdowns, leading the team and recording the second-most amongst NFL rookies in 2022.

Postseason Career Highlights:

- Has 510 postseason rushing yards in his seven postseason games, the second-most in franchise history.
- Has the third-most postseason rushing touchdowns in Chiefs history with four.

Honors:

- 2022 Mack Lee Hill Award winner, voted by teammates as best rookie.

Transactions:

Originally entered the NFL as the second of three seventh-round picks (251st overall) by the Kansas City Chiefs in the 2022 NFL Draft.

COLLEGE

A four-year letterwinner at Rutgers ... Saw action in 44 games, logging 563 carries for 2,442 yards and 18 touchdowns ... Added 47 receptions for 249 yards and one touchdown ... Earned 2021 honorable mention All-Big Ten (coaches and media) honors, as well as Academic All-Big Ten honors ... Was named a team captain his senior season in 2021 ... Was named the 2020 Phil Steele fourth-team All-Big Ten.

PERSONAL

- Attended Vineland South High school.
- Played quarterback, running back and defensive back.
- Guided his team to an 8-2 overall record as a senior, including back-to-back playoff appearances.
- Named first-team All-USA New Jersey Football Team on defense by USA Today in 2017.
- Served as team captain.
- Rushed 154 times for 1,414 yards and 18 touchdowns.
- Threw for 598 yards and three touchdowns on 43-of-81 attempts.
- Posted 28 tackles, two interceptions, one punt return touchdown and one safety.
- Two-time Cumberland County Champions and 2017 WJFL Continental Division Champions.
- Two-time WJFL All-Continental Division first-team selection at quarterback.
- Named South Jersey Times All-Area on offense as a senior.
- First-team All-South Jersey selection by the Courier Post.
- Named third-team All-State on defense by NJ.com.

ISIAH PACHECO'S NFL REGULAR SEASON RUSHING/RECEIVING STATISTICS

DATE	TEAM	RUSHING							RECEIVING				
		GP	GS	NO.	YDS.	AVG.	LG	TD	NO.	YDS.	AVG.	LG	TD
2022	Chiefs	17	11	170	830	4.9	31	5	13	130	10.0	32	0
2023	Chiefs	14	13	205	935	4.6	48t	7	44	244	5.5	33	2
NFL TOTALS		31	24	375	1,765	4.7	48T	12	57	374	6.6	33	2



ISIAH PACHECO'S NFL POSTSEASON RUSHING/RECEIVING STATISTICS

DATE	TEAM	RUSHING							RECEIVING				
		GP	GS	NO.	YDS.	AVG.	LG	TD	NO.	YDS.	AVG.	LG	TD
2022	Chiefs	3	3	37	197	5.3	39	1	6	65	10.8	18	0
2023	Chiefs	4	4	81	313	3.9	29	3	12	60	5.0	14	0
NFL TOTALS		7	7	118	510	4.3	39	4	18	125	6.9	18	0

ISIAH PACHECO'S NFL REGULAR SEASON RETURN STATISTICS

DATE	TEAM	KICKOFF RETURNS					PUNT RETURNS					
		RET.	YDS.	AVG.	LG	TD	NO.	FC	YDS.	AVG.	LG	TD
2022	Chiefs	29	597	20.6	48	0	0	0	0	0.0	0	0
2023	Chiefs	0	0	0.0	0	0	0	0	0	0.0	0	0
NFL TOTALS		29	597	20.6	48	0	0	0	0	0.0	0	0

ISIAH PACHECO'S NFL POSTSEASON RETURN STATISTICS

DATE	TEAM	KICKOFF RETURNS					PUNT RETURNS					
		RET.	YDS.	AVG.	LG	TD	NO.	FC	YDS.	AVG.	LG	TD
2022	Chiefs	2	45	22.5	23	0	0	0	0	0.0	0	0
2023	Chiefs	0	0	0.0	0	0	0	0	0	0.0	0	0
NFL TOTALS		2	45	22.5	23	0	0	0	0	0.0	0	0



SINGLE-GAME HIGHS: RUSHING/RECEIVING

Rush Attempts	22 vs. L.A. Rams, Nov 27, 2022 20 at N.Y. Jets, Oct 01, 2023 19 vs. Philadelphia, Nov 20, 2023 18 vs. Cincinnati, Dec 31, 2023 18 at Green Bay, Dec 03, 2023	Receiving TDs	1 vs. Cincinnati, Dec 31, 2023 1 vs. L.A. Chargers, Oct 22, 2023
Rushing Yards	130 vs. Cincinnati, Dec 31, 2023 115 at N.Y. Jets, Oct 01, 2023 110 at Green Bay, Dec 03, 2023 107 at L.A. Chargers, Nov 20, 2022 89 vs. Philadelphia, Nov 20, 2023	All-Purpose Yards	198 at Cincinnati, Dec 04, 2022 169 at San Francisco, Oct 23, 2022 165 vs. Cincinnati, Dec 31, 2023 158 at N.Y. Jets, Oct 01, 2023 154 at Tampa Bay, Oct 02, 2022 5 at Cincinnati, Dec 04, 2022 5 at San Francisco, Oct 23, 2022 5 at Indianapolis, Sep 25, 2022 3 at Houston, Dec 18, 2022 ...2 more at 3.
Rushing Average	8.0 at Las Vegas, Jan 07, 2023 7.2 vs. Cincinnati, Dec 31, 2023 7.1 at L.A. Chargers, Nov 20, 2022 6.1 at Green Bay, Dec 03, 2023 5.8 at Jacksonville, Sep 17, 2023 ...1 more at 5.8.	Kickoff Returns	126 at San Francisco, Oct 23, 2022 116 at Cincinnati, Dec 04, 2022 94 at Indianapolis, Sep 25, 2022 91 at Tampa Bay, Oct 02, 2022 47 at Houston, Dec 18, 2022
Longest Runs	48t at N.Y. Jets, Oct 01, 2023 37 vs. Cincinnati, Dec 31, 2023 35 vs. Cincinnati, Dec 31, 2023 31 at Jacksonville, Sep 17, 2023 31 at Las Vegas, Jan 07, 2023	Kickoff Return Yards	48 at San Francisco, Oct 23, 2022 44 at Cincinnati, Dec 04, 2022 42 at Tampa Bay, Oct 02, 2022 29 at Indianapolis, Sep 25, 2022 26 vs. Tennessee, Nov 06, 2022 ...1 more at 26.
Rushing TDs	2 at Las Vegas, Nov 26, 2023 1 vs. Las Vegas, Dec 25, 2023 1 at Green Bay, Dec 03, 2023 1 at Minnesota, Oct 08, 2023 ...7 more at 1.	Longest Kickoff Return	48 at San Francisco, Oct 23, 2022 44 at Cincinnati, Dec 04, 2022 42 at Tampa Bay, Oct 02, 2022 29 at Indianapolis, Sep 25, 2022 26 vs. Tennessee, Nov 06, 2022 ...1 more at 26.
Receptions	7 vs. Cincinnati, Dec 31, 2023 6 vs. Denver, Oct 12, 2023 5 at Las Vegas, Nov 26, 2023 4 vs. Las Vegas, Dec 25, 2023 4 vs. L.A. Chargers, Oct 22, 2023 ...1 more at 4.	Kickoff Return Average	30.3 at Tampa Bay, Oct 02, 2022 25.2 at San Francisco, Oct 23, 2022 23.2 at Cincinnati, Dec 04, 2022 18.8 at Indianapolis, Sep 25, 2022 15.7 at Houston, Dec 18, 2022
Receiving Yards	43 at N.Y. Jets, Oct 01, 2023 36 vs. Denver, Oct 12, 2023 35 vs. Cincinnati, Dec 31, 2023 34 at Las Vegas, Nov 26, 2023 32 vs. Seattle, Dec 24, 2022	Special Teams Tackles	2 vs. L.A. Chargers, Sep 15, 2022 1 at San Francisco, Oct 23, 2022 2 at Las Vegas, Nov 26, 2023 1 vs. Cincinnati, Dec 31, 2023 1 vs. Las Vegas, Dec 25, 2023 1 at Green Bay, Dec 03, 2023 ...9 more at 1.
Receiving Average	14.3 at N.Y. Jets, Oct 01, 2023 7.8 vs. Detroit, Sep 07, 2023 7.7 at Denver, Dec 11, 2022 7.0 vs. L.A. Chargers, Oct 22, 2023 6.8 at Las Vegas, Nov 26, 2023	Most TDs	
Longest Receptions	33 at N.Y. Jets, Oct 01, 2023 32 vs. Seattle, Dec 24, 2022 21 vs. Cincinnati, Dec 31, 2023 17 at Denver, Dec 11, 2022 17 vs. L.A. Rams, Nov 27, 2022		

SINGLE-GAME HIGHS - POSTSEASON: RUSHING/RECEIVING

Rush Attempts 24 at Baltimore, Jan 28, 2024
 24 vs. Miami, Jan 13, 2024
 18 vs. San Francisco, Feb 11, 2024
 15 at Buffalo, Jan 21, 2024
 15 at Philadelphia, Feb 12, 2023

Rushing Yards 97 at Buffalo, Jan 21, 2024
 95 vs. Jacksonville, Jan 21, 2023
 89 vs. Miami, Jan 13, 2024
 76 at Philadelphia, Feb 12, 2023
 68 at Baltimore, Jan 28, 2024

Rushing Average 7.9 vs. Jacksonville, Jan 21, 2023
 6.5 at Buffalo, Jan 21, 2024
 5.1 at Philadelphia, Feb 12, 2023
 3.7 vs. Miami, Jan 13, 2024
 3.3 vs. San Francisco, Feb 11, 2024

Longest Runs 39 vs. Jacksonville, Jan 21, 2023
 29 at Buffalo, Jan 21, 2024
 24 at Philadelphia, Feb 12, 2023
 23 vs. Miami, Jan 13, 2024
 12 at Baltimore, Jan 28, 2024
 ...2 more at 12.

Rushing TDs 1 at Baltimore, Jan 28, 2024
 1 at Buffalo, Jan 21, 2024
 1 vs. Miami, Jan 13, 2024
 ...1 more at 1.

Receptions 6 vs. San Francisco, Feb 11, 2024
 5 vs. Cincinnati, Jan 29, 2023
 4 at Baltimore, Jan 28, 2024
 1 at Buffalo, Jan 21, 2024
 1 vs. Miami, Jan 13, 2024
 ...1 more at 1.

Receiving Yards 59 vs. Cincinnati, Jan 29, 2023
 33 vs. San Francisco, Feb 11, 2024
 14 at Baltimore, Jan 28, 2024
 14 at Buffalo, Jan 21, 2024
 6 vs. Jacksonville, Jan 21, 2023

Receiving Average 11.8 vs. Cincinnati, Jan 29, 2023
 5.5 vs. San Francisco, Feb 11, 2024
 3.5 at Baltimore, Jan 28, 2024

Longest Receptions 18 vs. Cincinnati, Jan 29, 2023
 16 vs. Cincinnati, Jan 29, 2023
 16 vs. Cincinnati, Jan 29, 2023
 14 at Buffalo, Jan 21, 2024
 10 at Baltimore, Jan 28, 2024

All-Purpose Yards 130 vs. Cincinnati, Jan 29, 2023
 111 at Buffalo, Jan 21, 2024
 101 vs. Jacksonville, Jan 21, 2023
 92 vs. San Francisco, Feb 11, 2024
 88 vs. Miami, Jan 13, 2024

Kickoff Returns 2 vs. Cincinnati, Jan 29, 2023

Kickoff Return Yards 45 vs. Cincinnati, Jan 29, 2023

Longest Kickoff Return 23 vs. Cincinnati, Jan 29, 2023
 22 vs. Cincinnati, Jan 29, 2023

Most TDs 1 at Baltimore, Jan 28, 2024
 1 at Buffalo, Jan 21, 2024
 1 vs. Miami, Jan 13, 2024
 ...1 more at 1.

100-YARD RUSHING GAMES (4): REGULAR SEASON

DATE	TEAM	ATT.	YDS.	AVG.	LG	TD
11/20/22	at Chargers	15	107	7.1	28	0
10/01/23	at Jets	20	115	5.8	48t	1
12/03/23	at Packers	18	110	6.1	26	1
12/31/23	BENGALS	18	130	7.2	37	0

2022 GAME-BY-GAME REGULAR-SEASON STATISTICS (CHIEFS)

DATE	OPPONENT	P/S	RUSHING					RECEIVING					W/L	SCORE	
			NO.	YDS.	AVG.	LG	TD	NO.	YDS.	AVG.	LG	TD			
09/11	at Cardinals	P	12	62	5.2	22	1	0	0	0.0	0	0	0	W	44-21
09/15	Chargers	P	2	6	3.0	6	0	0	0	0.0	0	0	0	W	27-24
09/25	at Colts	P	3	9	3.0	5	0	0	0	0.0	0	0	L	17-20	
10/02	at Buccaneers	P	11	63	5.7	9	0	0	0	0.0	0	0	W	41-31	
10/10	Raiders	P	1	0	0.0	0	0	0	0	0.0	0	0	W	30-29	
10/16	Bills	P	2	9	4.5	5	0	2	9	4.5	12	0	L	20-24	
10/23	at 49ers	S	8	43	5.4	17	0	0	0	0.0	0	0	W	44-23	
11/06	Titans	S	5	5	1.0	2	0	1	4	4.0	4	0	W	20-17+	
11/13	Jaguars	S	16	82	5.1	13	0	0	0	0.0	0	0	W	27-17	
11/20	at Chargers	S	15	107	7.1	28	0	0	0	0.0	0	0	W	30-27	
11/27	Rams	S	22	69	3.1	9	1	1	17	17.0	17	0	W	26-10	
12/04	at Bengals	S	14	66	4.7	16	1	2	16	8.0	16	0	L	24-27	
12/11	at Broncos	S	13	70	5.4	10	0	3	23	7.7	17	0	W	34-28	
12/18	at Texans	S	15	86	5.7	18	0	1	11	11.0	11	0	W	30-24+	
12/24	Seahawks	S	14	58	4.1	8	0	1	32	32.0	32	0	W	24-10	
01/01	Broncos	S	9	31	3.4	6	1	2	18	9.0	9	0	W	27-24	
01/07	at Raiders	S	8	64	8.0	31	1	0	0	0.0	0	0	W	31-13	
2022 TOTALS			17-11	170	830	4.9	31	5	13	130	10.0	32	0	14-3	

+ - Overtime



2023 GAME-BY-GAME REGULAR-SEASON STATISTICS (CHIEFS)

DATE	OPPONENT	P/S	RUSHING					RECEIVING					W/L	SCORE
			NO.	YDS.	AVG.	LG	TD	NO.	YDS.	AVG.	LG	TD		
09/07	Lions	P	8	23	2.9	7	0	4	31	7.8	10	0	L	20-21
09/17	at Jaguars	S	12	70	5.8	31	0	1	0	0.0	0	0	W	17-9
09/24	Bears	S	15	62	4.1	18	1	2	16	8.0	9	0	W	41-10
10/01	at Jets	S	20	115	5.8	48t	1	3	43	14.3	33	0	W	23-20
10/08	at Vikings	S	16	55	3.4	11	1	1	9	9.0	9	0	W	27-20
10/12	Broncos	S	16	62	3.9	15	0	6	36	6.0	9	0	W	19-8
10/22	Chargers	S	13	32	2.5	6	0	4	28	7.0	12	1	W	31-17
10/29	at Broncos	S	8	40	5.0	19	0	3	-3	-1.0	7	0	L	9-24
11/05	Dolphins	S	16	66	4.1	9	0	0	0	0.0	0	0	W	21-14
11/20	Eagles	S	19	89	4.7	24	0	1	2	2.0	2	0	L	17-21
11/26	at Raiders	S	15	55	3.7	8	2	5	34	6.8	14	0	W	31-17
12/03	at Packers	S	18	110	6.1	26	1	3	13	4.3	7	0	L	19-27
12/10	Bills												L	17-20
12/17	at Patriots												W	27-17
12/25	Raiders	S	11	26	2.4	12t	1	4	0	0.0	5	0	L	14-20
12/31	Bengals	S	18	130	7.2	37	0	7	35	5.0	21	1	W	25-17
01/07	at Chargers												W	13-12
2023 TOTALS		14-13	205	935	4.6	48T	7	44	244	5.5	33	2	11-6	

2022 GAME-BY-GAME POSTSEASON STATISTICS (CHIEFS)

DATE	OPPONENT	P/S	RUSHING					RECEIVING					W/L	SCORE
			NO.	YDS.	AVG.	LG	TD	NO.	YDS.	AVG.	LG	TD		
01/21	Jaguars	S	12	95	7.9	39	0	1	6	6.0	6	0	W	27-20
01/29	Bengals	S	10	26	2.6	6	0	5	59	11.8	18	0	W	23-20
02/12	at Eagles	S	15	76	5.1	24	1	0	0	0.0	0	0	W	38-35
2022 TOTALS		3-3	37	197	5.3	39	1	6	65	10.8	18	0	3-0	

2023 GAME-BY-GAME POSTSEASON STATISTICS (CHIEFS)

DATE	OPPONENT	P/S	RUSHING					RECEIVING					W/L	SCORE
			NO.	YDS.	AVG.	LG	TD	NO.	YDS.	AVG.	LG	TD		
01/13	Dolphins	S	24	89	3.7	23	1	1	-1	-1.0	-1	0	W	26-7
01/21	at Bills	S	15	97	6.5	29	1	1	14	14.0	14	0	W	27-24
01/28	at Ravens	S	24	68	2.8	12	1	4	14	3.5	10	0	W	17-10
02/11	49ers	S	18	59	3.3	10	0	6	33	5.5	8	0	W	25-22+
2023 TOTALS		4-4	81	313	3.9	29	3	12	60	5.0	14	0	4-0	

+ - Overtime



MIKE PENNEL'S NFL POSTSEASON DEFENSIVE STATISTICS

DATE	TEAM	GP	GS	TACKLES							INTERCEPTIONS					O. FUMB				ST				MISC		
				TK	S	A	TFL	YDS	SK	YDS	QBH	NO	YDS	LG	TD	PD	FF	FR	TD	YDS	TK	S	A	FF	FR	S
2014	Packers	2	0	1	1	0	0	0	0.0	0.0	0	0	0	0	0	0	0	0	0	0	0	0	0	0	0	0
2015	Packers	2	0	2	2	0	0	0	0.0	0.0	0	0	0	0	0	0	0	0	0	0	0	0	0	0	0	
2016	Packers	0	0	0	0	0	0	0	0.0	0.0	0	0	0	0	0	0	0	0	0	0	0	0	0	0	0	
2019	Chiefs	3	2	7	2	5	0	0	0.0	0.0	1	0	0	0	0	0	0	0	0	0	0	0	0	0	0	
2020	Chiefs	3	0	1	0	1	0	0	0.0	0.0	0	0	0	0	0	0	0	0	0	0	0	0	0	0	0	
2023	Chiefs	4	3	12	5	7	1	0	0.0	0.0	0	0	0	0	0	0	0	0	0	0	0	0	0	0	0	
NFL TOTALS		14	5	23	10	13	1	0	0.0	0.0	1	0	0	0	0	0	0	0	0	0	0	0	0	0	0	

SINGLE-GAME HIGHS: DEFENSIVE

Total Tackles	10 vs. New England, Oct 05, 2020 7 vs. Carolina, Nov 26, 2017 6 vs. L.A. Chargers, Dec 29, 2019 5 at San Francisco, Dec 19, 2021 5 vs. Buffalo, Nov 11, 2018 ...3 more at 5.	Passes Defensed	1 vs. Philadelphia, Dec 18, 2022 1 at Tennessee, Dec 02, 2018 1 vs. Chicago, Oct 20, 2016 1 at Arizona, Dec 27, 2015
Solo Tackles	5 vs. New England, Oct 05, 2020 4 vs. L.A. Chargers, Dec 29, 2019 4 vs. L.A. Chargers, Dec 24, 2017 3 at N.Y. Giants, Oct 02, 2022 3 at Carolina, Dec 12, 2021 ...9 more at 3.	Forced Fumbles	1 at Arizona, Dec 27, 2015
Sacks	1.0 at L.A. Chargers, Nov 18, 2019 1.0 at Arizona, Dec 27, 2015	Tackles For Loss	2 at L.A. Chargers, Nov 18, 2019 2 vs. Dallas, Oct 16, 2016 1 vs. Las Vegas, Dec 25, 2023 1 at Detroit, Jan 01, 2023 ...5 more at 1.

SINGLE-GAME HIGHS - POSTSEASON: DEFENSIVE

Total Tackles	6 vs. San Francisco, Feb 11, 2024 4 vs. Tennessee, Jan 19, 2020 3 at Buffalo, Jan 21, 2024 3 vs. Miami, Jan 13, 2024 2 vs. Houston, Jan 12, 2020 ...1 more at 2.	Tackles For Loss	1 vs. San Francisco, Feb 11, 2024
Solo Tackles	2 vs. San Francisco, Feb 11, 2024 2 vs. Miami, Jan 13, 2024 2 vs. Houston, Jan 12, 2020 ...1 more at 2.		

2014 GAME-BY-GAME REGULAR-SEASON STATISTICS (PACKERS)

DATE	OPPONENT	P/S	TACKLES							INTERCEPTIONS					O. FUMB				ST				MISC		W/L	SCORE	
			TK	S	A	SK	YDS	TFL	YDS	QBH	NO	YDS	LG	TD	PD	FF	FR	TD	YDS	TK	S	A	FF	FR			S
09/04	at Seahawks																									L	16-36
09/14	Jets																									W	31-24
09/21	at Lions																									L	7-19
09/28	at Bears	P	2	1	1	0.0	0.0	0	0	0	0	0	0	0	0	0	0	0	0	0	0	0	0	0	0	W	38-17
10/02	Vikings	P	2	2	0	0.0	0.0	0	0	0	0	0	0	0	0	0	0	0	0	0	0	0	0	0	0	W	42-10
10/12	at Dolphins	P	1	1	0	0.0	0.0	0	0	0	0	0	0	0	0	0	0	0	0	0	0	0	0	0	0	W	27-24
10/19	Panthers	P	3	3	0	0.0	0.0	1	0	0	0	0	0	0	0	0	0	0	0	0	0	0	0	0	0	W	38-17
10/26	at Saints	P	0	0	0	0.0	0.0	0	0	0	0	0	0	0	0	0	0	0	0	0	0	0	0	0	0	L	23-44
11/09	Bears	P	0	0	0	0.0	0.0	0	0	1	0	0	0	0	0	0	0	0	0	0	0	0	0	0	0	W	55-14
11/16	Eagles	P	0	0	0	0.0	0.0	0	0	0	0	0	0	0	0	0	0	0	0	0	0	0	0	0	0	W	53-20
11/23	at Vikings	P	0	0	0	0.0	0.0	0	0	0	0	0	0	0	0	0	0	0	0	0	0	0	0	0	0	W	24-21
11/30	Patriots	P	0	0	0	0.0	0.0	0	0	0	0	0	0	0	0	0	0	0	0	0	0	0	0	0	0	W	26-21
12/08	Falcons	P	0	0	0	0.0	0.0	0	0	0	0	0	0	0	0	0	0	0	0	0	0	0	0	0	0	W	43-37
12/14	at Bills	P	0	0	0	0.0	0.0	0	0	0	0	0	0	0	0	0	0	0	0	0	0	0	0	0	0	L	13-21
12/21	at Buccaneers	P	0	0	0	0.0	0.0	0	0	0	0	0	0	0	0	0	0	0	0	0	0	0	0	0	0	W	20-3
12/28	Lions	P	0	0	0	0.0	0.0	0	0	0	0	0	0	0	0	0	0	0	0	0	0	0	0	0	0	W	30-20
2014 TOTALS		13-0	8	7	1	0.0	0.0	1	0	1	0	0	0	0	0	0	0	0	0	0	0	0	0	0	0	12-4	



2015 GAME-BY-GAME REGULAR-SEASON STATISTICS (PACKERS)

DATE	OPPONENT	P/S	TACKLES							INTERCEPTIONS					O. FUMB			ST				MISC		W/L	SCORE		
			TK	S	A	SK	YDS	TFL	YDS	QBH	NO	YDS	LG	TD	PD	FF	FR	TD	YDS	TK	S	A	FF			FR	S
09/13	at Bears	S	1	0	1	0.0	0.0	0	0	0	0	0	0	0	0	0	0	0	0	0	0	0	0	0	0	W	31-23
09/20	Seahawks	P	3	3	0	0.0	0.0	1	1	0	0	0	0	0	0	0	0	0	0	0	0	0	0	0	0	W	27-17
09/28	Chiefs	S	2	1	1	0.0	0.0	0	0	0	0	0	0	0	0	0	0	0	0	0	0	0	0	0	0	W	38-28
10/04	at 49ers	S	0	0	0	0.0	0.0	0	0	0	0	0	0	0	0	0	0	0	0	0	0	0	0	0	0	W	17-3
10/11	Rams	P	2	1	1	0.0	0.0	0	0	0	0	0	0	0	0	0	0	0	0	0	0	0	0	0	0	W	24-10
10/18	Chargers	P	1	0	1	0.0	0.0	0	0	2	0	0	0	0	0	0	0	0	0	0	0	0	0	0	0	W	27-20
11/01	at Broncos	P	3	3	0	0.0	0.0	0	0	0	0	0	0	0	0	0	0	0	0	0	0	0	0	0	0	L	10-29
11/08	at Panthers	P	1	0	1	0.0	0.0	0	0	0	0	0	0	0	0	0	0	0	0	0	0	0	0	0	0	L	29-37
11/15	Lions	P	0	0	0	0.0	0.0	0	0	0	0	0	0	0	0	0	0	0	0	0	0	0	0	0	0	L	16-18
11/22	at Vikings	P	1	0	1	0.0	0.0	0	0	0	0	0	0	0	0	0	0	0	0	0	0	0	0	0	0	W	30-13
11/26	Bears	P	2	1	1	0.0	0.0	0	0	0	0	0	0	0	0	0	0	0	0	0	0	0	0	0	0	L	13-17
12/03	at Lions	P	1	0	1	0.0	0.0	0	0	0	0	0	0	0	0	0	0	0	0	0	0	0	0	0	0	W	27-23
12/13	Cowboys	S	2	2	0	0.0	0.0	1	1	0	0	0	0	0	0	0	0	0	0	0	0	0	0	0	0	W	28-7
12/20	at Raiders	P	1	1	0	0.0	0.0	0	0	0	0	0	0	0	0	0	0	0	0	0	0	0	0	0	0	W	30-20
12/27	at Cardinals	P	3	3	0	1.0	0.0	0	0	2	0	0	0	0	0	1	0	0	0	0	0	0	0	0	0	L	8-38
01/03	Vikings	S	2	1	1	0.0	0.0	0	0	0	0	0	0	0	0	0	0	0	0	0	0	0	0	0	0	L	13-20
2015 TOTALS			16-5	25	16	9	1.0	0.0	2	2	4	0	0	0	0	0	1	0	0	0	0	0	0	0	0	10-6	

2016 GAME-BY-GAME REGULAR-SEASON STATISTICS (PACKERS)

DATE	OPPONENT	P/S	TACKLES							INTERCEPTIONS					O. FUMB			ST				MISC		W/L	SCORE			
			TK	S	A	SK	YDS	TFL	YDS	QBH	NO	YDS	LG	TD	PD	FF	FR	TD	YDS	TK	S	A	FF			FR	S	A
09/11	at Jaguars																									W	27-23	
09/18	at Vikings																										L	14-17
09/25	Lions																										W	34-27
10/09	Giants																										W	23-16
10/16	Cowboys	P	3	3	0	0.0	0.0	2	13	0	0	0	0	0	0	0	0	0	0	0	0	0	0	0	0	L	16-30	
10/20	Bears	P	1	1	0	0.0	0.0	0	0	0	0	0	0	1	0	0	0	0	0	0	0	0	0	0	0	W	26-10	
10/30	at Falcons	P	1	0	1	0.0	0.0	0	0	0	0	0	0	0	0	0	0	0	0	0	0	0	0	0	0	L	32-33	
11/06	Colts	P	0	0	0	0.0	0.0	0	0	1	0	0	0	0	0	0	0	0	0	0	0	0	0	0	0	L	26-31	
11/13	at Titans	P	1	0	1	0.0	0.0	0	0	0	0	0	0	0	0	0	0	0	0	0	0	0	0	0	0	L	25-47	
11/20	at Redskins	P	0	0	0	0.0	0.0	0	0	0	0	0	0	0	0	0	0	0	0	0	0	0	0	0	0	L	24-42	
11/28	at Eagles	P	0	0	0	0.0	0.0	0	0	0	0	0	0	0	0	0	0	0	0	0	0	0	0	0	0	W	27-13	
12/04	Texans	P	1	1	0	0.0	0.0	1	4	0	0	0	0	0	0	0	0	0	0	0	0	0	0	0	0	W	21-13	
12/11	Seahawks																									W	38-10	
12/18	at Bears																									W	30-27	
12/24	Vikings																									W	38-25	
01/01	at Lions																									W	31-24	
2016 TOTALS			8-0	7	5	2	0.0	0.0	3	17	1	0	0	0	0	1	0	0	0	0	0	0	0	0	0	10-6		

2017 GAME-BY-GAME REGULAR-SEASON STATISTICS (JETS)

DATE	OPPONENT	P/S	TACKLES							INTERCEPTIONS					O. FUMB			ST				MISC		W/L	SCORE		
			TK	S	A	SK	YDS	TFL	YDS	QBH	NO	YDS	LG	TD	PD	FF	FR	TD	YDS	TK	S	A	FF			FR	S
09/10	at Bills	P	5	3	2	0.0	0.0	0	0	0	0	0	0	0	0	0	0	0	0	0	0	0	0	0	0	L	12-21
09/17	at Raiders	P	3	1	2	0.0	0.0	0	0	0	0	0	0	0	0	0	0	0	0	0	0	0	0	0	0	L	20-45
09/24	Dolphins	P	0	0	0	0.0	0.0	0	0	0	0	0	0	0	0	0	0	0	0	0	0	0	0	0	0	W	20-6
10/01	Jaguars	S	3	0	3	0.0	0.0	0	0	0	0	0	0	0	0	0	0	0	0	0	0	0	0	0	0	W	23-20+
10/08	at Browns	P	0	0	0	0.0	0.0	0	0	0	0	0	0	0	0	0	0	0	0	0	0	0	0	0	0	W	17-14
10/15	Patriots	P	1	1	0	0.0	0.0	0	0	0	0	0	0	0	0	0	0	0	0	0	0	0	0	0	0	L	17-24
10/22	at Dolphins	P	1	1	0	0.0	0.0	0	0	0	0	0	0	0	0	0	0	0	0	0	0	0	0	0	0	L	28-31
10/29	Falcons	P	0	0	0	0.0	0.0	0	0	0	0	0	0	0	0	0	0	0	0	0	0	0	0	0	0	L	20-25
11/02	Bills	P	2	2	0	0.0	0.0	0	0	0	0	0	0	0	0	0	0	0	0	0	0	0	0	0	0	W	34-21
11/12	at Buccaneers	P	0	0	0	0.0	0.0	0	0	0	0	0	0	0	0	0	0	0	0	0	0	0	0	0	0	L	10-15
11/26	Panthers	P	7	2	5	0.0	0.0	0	0	0	0	0	0	0	0	0	0	0	0	0	0	0	0	0	0	L	27-35
12/03	Chiefs	P	1	1	0	0.0	0.0	0	0	0	0	0	0	0	0	0	0	0	0	0	0	0	0	0	0	W	38-31
12/10	at Broncos	P	1	1	0	0.0	0.0	0	0	1	0	0	0	0	0	0	0	0	0	0	0	0	0	0	0	L	0-23
12/17	at Saints	P	1	1	0	0.0	0.0	0	0	0	0	0	0	0	0	0	0	0	0	0	0	0	0	0	0	L	19-31
12/24	Chargers	S	5	4	1	0.0	0.0	0	0	0	0	0	0	0	0	0	0	0	0	0	0	0	0	0	0	L	7-14
12/31	at Patriots	S	5	3	2	0.0	0.0	0	0	0	0	0	0	0	0	0	0	0	0	0	0	0	0	0	0	L	6-26
2017 TOTALS			16-3	35	20	15	0.0	0.0	0	0	1	0	0	0	0	0	0	0	0	0	0	0	0	0	0	5-11	

+ - Overtime



2018 GAME-BY-GAME REGULAR-SEASON STATISTICS (JETS)

DATE	OPPONENT	P/S	TACKLES							INTERCEPTIONS				O. FUMB				ST				MISC		W/L	SCORE									
			TK	S	A	SK	YDS	TFL	YDS	QBH	NO	YDS	LG	TD	PD	FF	FR	TD	YDS	TK	S	A	FF			FR	S	A						
09/10	at Lions	P	0	0	0	0.0	0.0	0	0	0	0	0	0	0	0	0	0	0	0	0	0	0	0	0	0	0	W	48-17						
09/16	Dolphins	P	1	1	0	0.0	0.0	0	0	0	0	0	0	0	0	0	0	0	0	0	0	0	0	0	0	L	12-20							
09/20	at Browns	P	1	0	1	0.0	0.0	0	0	0	0	0	0	0	0	0	0	0	0	0	0	0	0	0	0	L	17-21							
09/30	at Jaguars	P	0	0	0	0.0	0.0	0	0	0	0	0	0	0	0	0	0	0	0	0	0	0	0	0	0	L	12-31							
10/07	Broncos	P	1	1	0	0.0	0.0	0	0	0	0	0	0	0	0	0	0	0	0	0	0	0	0	0	0	W	34-16							
10/14	Colts	P	1	1	0	0.0	0.0	0	0	0	0	0	0	0	0	0	0	0	0	0	0	0	0	0	0	W	42-34							
10/21	Vikings	P	0	0	0	0.0	0.0	0	0	0	0	0	0	0	0	0	0	0	0	0	0	0	0	0	0	L	17-37							
10/28	at Bears	P	4	2	2	0.0	0.0	0	0	1	0	0	0	0	0	0	0	0	0	0	0	0	0	0	0	L	10-24							
11/04	at Dolphins	S	1	1	0	0.0	0.0	0	0	0	0	0	0	0	0	0	0	0	0	0	0	0	0	0	0	L	6-13							
11/11	Bills	S	5	3	2	0.0	0.0	0	0	0	0	0	0	0	0	0	0	0	0	0	0	0	0	0	0	L	10-41							
11/25	Patriots	S	1	1	0	0.0	0.0	0	0	0	0	0	0	0	0	0	0	0	0	0	0	0	0	0	0	L	13-27							
12/02	at Titans	S	4	1	3	0.0	0.0	0	0	0	0	0	0	0	1	0	0	0	0	0	0	0	0	0	0	L	22-26							
12/09	at Bills	S	3	2	1	0.0	0.0	0	0	0	0	0	0	0	0	0	0	0	0	0	0	0	0	0	0	W	27-23							
12/15	Texans	S	2	2	0	0.0	0.0	0	0	0	0	0	0	0	0	0	0	0	0	0	0	0	0	0	0	L	22-29							
12/23	Packers	S	0	0	0	0.0	0.0	0	0	0	0	0	0	0	0	0	0	0	0	0	0	0	0	0	0	L	38-44+							
12/30	at Patriots	P	3	1	2	0.0	0.0	0	0	1	0	0	0	0	0	0	0	0	0	0	0	0	0	0	0	L	3-38							
2018 TOTALS			16-7	27	16	11	0.0	0.0	0	0	2	0	0	0	0	1	0	0	0	0	0	0	0	0	0	0	0	0	0	0	0	0	0	4-12

+ - Overtime

2019 GAME-BY-GAME REGULAR-SEASON STATISTICS (CHIEFS)

DATE	OPPONENT	P/S	TACKLES							INTERCEPTIONS				O. FUMB				ST				MISC		W/L	SCORE								
			TK	S	A	SK	YDS	TFL	YDS	QBH	NO	YDS	LG	TD	PD	FF	FR	TD	YDS	TK	S	A	FF			FR	S	A					
09/08	at Jaguars																									W	40-26						
09/15	at Raiders																									W	28-10						
09/22	Ravens																									W	33-28						
09/29	at Lions																									W	34-30						
10/06	Colts																									L	13-19						
10/13	Texans																									L	24-31						
10/17	at Broncos																									W	30-6						
10/27	Packers	P	2	2	0	0.0	0.0	0	0	0	0	0	0	0	0	0	0	0	0	0	0	0	0	0	0	L	24-31						
11/03	Vikings	P	3	1	2	0.0	0.0	0	0	0	0	0	0	0	0	0	0	0	0	0	0	0	0	0	0	W	26-23						
11/10	at Titans																									L	32-35						
11/18	at Chargers	P	3	2	1	1.0	8.0	2	11	2	0	0	0	0	0	0	0	0	0	0	0	0	0	0	0	W	24-17						
12/01	Raiders	P	3	1	2	0.0	0.0	0	0	0	0	0	0	0	0	0	0	0	0	0	0	0	0	0	0	W	40-9						
12/08	at Patriots	P	3	2	1	0.0	0.0	0	0	0	0	0	0	0	0	0	0	0	0	0	0	0	0	0	0	W	23-16						
12/15	Broncos	P	3	1	2	0.0	0.0	0	0	0	0	0	0	0	0	0	0	0	0	0	0	0	0	0	0	W	23-3						
12/22	at Bears	P	1	0	1	0.0	0.0	0	0	0	0	0	0	0	0	0	0	0	0	0	0	0	0	0	0	W	26-3						
12/29	Chargers	P	6	4	2	0.0	0.0	0	0	0	0	0	0	0	0	0	0	0	0	0	0	0	0	0	0	W	31-21						
2019 TOTALS			8-0	24	13	11	1.0	8.0	2	11	2	0	0	0	0	0	0	0	0	0	0	0	0	0	0	0	0	0	0	0	0	0	12-4

2020 GAME-BY-GAME REGULAR-SEASON STATISTICS (CHIEFS)

DATE	OPPONENT	P/S	TACKLES							INTERCEPTIONS				O. FUMB				ST				MISC		W/L	SCORE								
			TK	S	A	SK	YDS	TFL	YDS	QBH	NO	YDS	LG	TD	PD	FF	FR	TD	YDS	TK	S	A	FF			FR	S	A					
09/10	Texans																									W	34-20						
09/20	at Chargers																									W	23-20+						
09/28	at Ravens	P	1	0	1	0.0	0.0	0	0	0	0	0	0	0	0	0	0	0	0	0	0	0	0	0	0	W	34-20						
10/05	Patriots	S	10	5	5	0.0	0.0	0	0	0	0	0	0	0	0	0	0	0	0	0	0	0	0	0	0	W	26-10						
10/11	Raiders	P	1	1	0	0.0	0.0	0	0	0	0	0	0	0	0	0	0	0	0	0	0	0	0	0	0	L	32-40						
10/19	at Bills	P	0	0	0	0.0	0.0	0	0	0	0	0	0	0	0	0	0	0	0	0	0	0	0	0	0	W	26-17						
10/25	at Broncos	P	2	1	1	0.0	0.0	0	0	0	0	0	0	0	0	0	0	0	0	0	0	0	0	0	0	W	43-16						
11/01	Jets	P	2	0	2	0.0	0.0	0	0	0	0	0	0	0	0	0	0	0	0	0	0	0	0	0	0	W	35-9						
11/08	Panthers	P	0	0	0	0.0	0.0	0	0	0	0	0	0	0	0	0	0	0	0	0	0	0	0	0	0	W	33-31						
11/22	at Raiders	P	1	0	1	0.0	0.0	0	0	0	0	0	0	0	0	0	0	0	0	0	0	0	0	0	0	W	35-31						
11/29	at Buccaneers	P	0	0	0	0.0	0.0	0	0	0	0	0	0	0	0	0	0	0	0	0	0	0	0	0	0	W	27-24						
12/06	Broncos	P	0	0	0	0.0	0.0	0	0	0	0	0	0	0	0	0	0	0	0	0	0	0	0	0	0	W	22-16						
12/13	at Dolphins	P	4	2	2	0.0	0.0	0	0	0	0	0	0	0	0	0	0	0	0	0	0	0	0	0	0	W	33-27						
12/20	at Saints	P	1	0	1	0.0	0.0	0	0	0	0	0	0	0	0	0	0	0	0	0	0	0	0	0	0	W	32-29						
12/27	Falcons	P	4	3	1	0.0	0.0	0	0	0	0	0	0	0	0	0	0	0	0	0	0	0	0	0	0	W	17-14						
01/03	Chargers	P	3	1	2	0.0	0.0	0	0	1	0	0	0	0	0	0	0	0	0	0	0	0	0	0	0	L	21-38						
2020 TOTALS			14-1	29	13	16	0.0	0.0	0	0	1	0	0	0	0	0	0	0	0	0	0	0	0	0	0	0	0	0	0	0	0	0	14-2

+ - Overtime



2019 GAME-BY-GAME POSTSEASON STATISTICS (CHIEFS)

DATE	OPPONENT	P/S	TACKLES							INTERCEPTIONS					O. FUMB				ST				MISC		W/L	SCORE			
			TK	S	A	SK	YDS	TFL	YDS	QBH	NO	YDS	LG	TD	PD	FF	FR	TD	YDS	TK	S	A	FF	FR			S	A	
01/12	Texans	S	2	2	0	0.0	0.0	0	0	0	0	0	0	0	0	0	0	0	0	0	0	0	0	0	0	0	0	W	51-31
01/19	Titans	S	4	0	4	0.0	0.0	0	0	0	0	0	0	0	0	0	0	0	0	0	0	0	0	0	0	0	W	35-24	
02/02	49ers	P	1	0	1	0.0	0.0	0	0	1	0	0	0	0	0	0	0	0	0	0	0	0	0	0	0	0	W	31-20	
2019 TOTALS		3-2	7	2	5	0.0	0.0	0	0	1	0	0	0	0	0	0	0	0	0	0	0	0	0	0	0	0	3-0		

2020 GAME-BY-GAME POSTSEASON STATISTICS (CHIEFS)

DATE	OPPONENT	P/S	TACKLES							INTERCEPTIONS					O. FUMB				ST				MISC		W/L	SCORE		
			TK	S	A	SK	YDS	TFL	YDS	QBH	NO	YDS	LG	TD	PD	FF	FR	TD	YDS	TK	S	A	FF	FR			S	A
01/17	Browns	P	1	0	1	0.0	0.0	0	0	0	0	0	0	0	0	0	0	0	0	0	0	0	0	0	0	0	W	22-17
01/24	Bills	P	0	0	0	0.0	0.0	0	0	0	0	0	0	0	0	0	0	0	0	0	0	0	0	0	0	0	W	38-24
02/07	at Buccaneers	P	0	0	0	0.0	0.0	0	0	0	0	0	0	0	0	0	0	0	0	0	0	0	0	0	0	L	9-31	
2020 TOTALS		3-0	1	0	1	0.0	0.0	0	0	0	0	0	0	0	0	0	0	0	0	0	0	0	0	0	0	2-1		

2023 GAME-BY-GAME POSTSEASON STATISTICS (CHIEFS)

DATE	OPPONENT	P/S	TACKLES							INTERCEPTIONS					O. FUMB				ST				MISC		W/L	SCORE		
			TK	S	A	SK	YDS	TFL	YDS	QBH	NO	YDS	LG	TD	PD	FF	FR	TD	YDS	TK	S	A	FF	FR			S	A
01/13	Dolphins	P	3	2	1	0.0	0.0	0	0	0	0	0	0	0	0	0	0	0	0	0	0	0	0	0	0	0	W	26-7
01/21	at Bills	S	3	1	2	0.0	0.0	0	0	0	0	0	0	0	0	0	0	0	0	0	0	0	0	0	0	W	27-24	
01/28	at Ravens	S	0	0	0	0.0	0.0	0	0	0	0	0	0	0	0	0	0	0	0	0	0	0	0	0	0	W	17-10	
02/11	49ers	S	6	2	4	0.0	0.0	1	0	0	0	0	0	0	0	0	0	0	0	0	0	0	0	0	0	W	25-22+	
2023 TOTALS		4-3	12	5	7	0.0	0.0	1	0	0	0	0	0	0	0	0	0	0	0	0	0	0	0	0	0	4-0		

+ - Overtime





CORNELL POWELL



WIDE RECEIVER #14
CLEMSON

1ST YEAR IN THE NFL

4TH YEAR WITH THE CHIEFS

HEIGHT: 6'0"
WEIGHT: 204 LBS
DRAFTED: D5B-21
BIRTHDAY: 10/30/97

- 👁️ Powell enters his fourth season with the Chiefs in 2024.
- 👁️ Originally entered the NFL as a fifth-round pick (181st overall) by the Kansas City Chiefs in the 2021 NFL Draft.

Transactions:

Signed with Kansas City (2/15/23) ... Released by Kansas City

(1/3/23) ... Signed with Kansas City's practice squad (8/31/22) ... Released by Kansas City (8/30/22) ... Signed with Kansas City (2/2/22) ... Signed with Kansas City's practice squad (9/1/21) ... Released by Kansas City (8/31/21) ... Originally entered the NFL as a fifth-round pick (181st overall) by the Kansas City Chiefs in the 2021 NFL Draft.

COLLEGE

Appeared in 54 games (12 starts) at Clemson (2016-20) totaling 93 receptions for 1,211 yards and 10 touchdown catches in 1,207 snaps ... Also posted eight career kickoff returns for 197 yards ... Recorded career highs in receptions (53), receiving yards (882), receiving touchdowns (seven), snaps (630) and starts (12) during the 2020 season ... His seven receiving touchdowns were tied with Amari Rodgers for the team lead ... Named third-team All-ACC ... Led all players in Sugar Bowl with 139 receiving yards vs. No. 3 Ohio State, finishing the contest with two receiving touchdowns among his eight receptions ... Recorded 15 receptions for 122 yards and two touchdowns in 208 snaps over 15 games in 2019.

PERSONAL

- 👁️ During his high school career, tallied 203 receptions in 52 games for 4,301 yards and 68 touchdowns with 110 rushes for 828 yards and 13 touchdowns, he averaged 7.5 yards per rush and added 1,200 kickoff return yards and 353 punt return yards.
- 👁️ Had incredible senior year, leading Rose High School to a 12-3 record and berth in the state championship.
- 👁️ Had 65 receptions for 1,557 yards and 25 touchdowns, an average of 24.0 yards per catch, adding 23 rushes for 249 yards and five scores, averaging 11.0 yards per rush.
- 👁️ Named first-team All-State as a junior and senior.
- 👁️ Was also a four-year letterman in basketball.
- 👁️ Hometown: Greenville, N.C.

CORNELL POWELL'S NFL REGULAR SEASON RUSHING/RECEIVING STATISTICS

DATE	TEAM	GP	GS	RECEIVING					RUSHING				
				NO.	YDS.	AVG.	LG	TD	NO.	YDS.	AVG.	LG	TD
2021	Chiefs	0	0	0	0	0.0	0	0	0	0	0.0	0	0
2022	Chiefs	3	0	0	0	0.0	0	0	0	0	0.0	0	0
2023	Chiefs	0	0	0	0	0.0	0	0	0	0	0.0	0	0
NFL TOTALS		3	0	0	0	0.0	0	0	0	0	0.0	0	0

CORNELL POWELL'S NFL POSTSEASON RUSHING/RECEIVING STATISTICS

DATE	TEAM	GP	GS	RECEIVING					RUSHING				
				NO.	YDS.	AVG.	LG	TD	NO.	YDS.	AVG.	LG	TD
2021	Chiefs	0	0	0	0	0.0	0	0	0	0	0.0	0	0
2022	Chiefs	0	0	0	0	0.0	0	0	0	0	0.0	0	0
2023	Chiefs	0	0	0	0	0.0	0	0	0	0	0.0	0	0
NFL TOTALS		0	0	0	0	0.0	0	0	0	0	0.0	0	0



CORNELL POWELL'S NFL REGULAR SEASON RETURN STATISTICS

DATE	TEAM	KICKOFF RETURNS					PUNT RETURNS					
		RET.	YDS.	AVG.	LG	TD	NO.	FC	YDS.	AVG.	LG	TD
2021	Chiefs	0	0	0.0	0	0	0	0	0	0.0	0	0
2022	Chiefs	0	0	0.0	0	0	0	0	0	0.0	0	0
2023	Chiefs	0	0	0.0	0	0	0	0	0	0.0	0	0
NFL TOTALS		0	0	0.0	0	0	0	0	0	0.0	0	0

CORNELL POWELL'S NFL POSTSEASON RETURN STATISTICS

DATE	TEAM	KICKOFF RETURNS					PUNT RETURNS					
		RET.	YDS.	AVG.	LG	TD	NO.	FC	YDS.	AVG.	LG	TD
2021	Chiefs	0	0	0.0	0	0	0	0	0	0.0	0	0
2022	Chiefs	0	0	0.0	0	0	0	0	0	0.0	0	0
2023	Chiefs	0	0	0.0	0	0	0	0	0	0.0	0	0
NFL TOTALS		0	0	0.0	0	0	0	0	0	0.0	0	0

2021 GAME-BY-GAME REGULAR-SEASON STATISTICS (CHIEFS)

DATE	OPPONENT	P/S	RECEIVING					RUSHING					W/L	SCORE
			NO.	YDS.	AVG.	LG	TD	NO.	YDS.	AVG.	LG	TD		
09/12	Browns												W	33-29
09/19	at Ravens												L	35-36
09/26	Chargers												L	24-30
10/03	at Eagles												W	42-30
10/10	Bills												L	20-38
10/17	at Football Team												W	31-13
10/24	at Titans												L	3-27
11/01	Giants												W	20-17
11/07	Packers												W	13-7
11/14	at Raiders												W	41-14
11/21	Cowboys												W	19-9
12/05	Broncos												W	22-9
12/12	Raiders												W	48-9
12/16	at Chargers												W	34-28+
12/26	Steelers												W	36-10
01/02	at Bengals												L	31-34
01/08	at Broncos												W	28-24
2021 TOTALS		0-0	0	0	0.0	0	0	0	0	0	0.0	0	0	12-5

+ - Overtime

2022 GAME-BY-GAME REGULAR-SEASON STATISTICS (CHIEFS)

DATE	OPPONENT	P/S	RECEIVING					RUSHING					W/L	SCORE
			NO.	YDS.	AVG.	LG	TD	NO.	YDS.	AVG.	LG	TD		
09/11	at Cardinals												W	44-21
09/15	Chargers												W	27-24
09/25	at Colts												L	17-20
10/02	at Buccaneers												W	41-31
10/10	Raiders												W	30-29
10/16	Bills												L	20-24
10/23	at 49ers												W	44-23
11/06	Titans												W	20-17+
11/13	Jaguars												W	27-17
11/20	at Chargers	P	0	0	0.0	0	0	0	0	0.0	0	0	W	30-27
11/27	Rams	P	0	0	0.0	0	0	0	0	0.0	0	0	W	26-10
12/04	at Bengals	P	0	0	0.0	0	0	0	0	0.0	0	0	L	24-27
12/11	at Broncos												W	34-28
12/18	at Texans												W	30-24+
12/24	Seahawks												W	24-10
01/01	Broncos												W	27-24
01/07	at Raiders												W	31-13
2022 TOTALS		3-0	0	0	0.0	0	0	0	0	0.0	0	0	14-3	

+ - Overtime



2023 GAME-BY-GAME REGULAR-SEASON STATISTICS (CHIEFS)

DATE	OPPONENT	P/S	RECEIVING					RUSHING					W/L	SCORE	
			NO.	YDS.	AVG.	LG	TD	NO.	YDS.	AVG.	LG	TD			
09/07	Lions												L	20-21	
09/17	at Jaguars												W	17-9	
09/24	Bears												W	41-10	
10/01	at Jets												W	23-20	
10/08	at Vikings												W	27-20	
10/12	Broncos												W	19-8	
10/22	Chargers												W	31-17	
10/29	at Broncos												L	9-24	
11/05	Dolphins												W	21-14	
11/20	Eagles												L	17-21	
11/26	at Raiders												W	31-17	
12/03	at Packers												L	19-27	
12/10	Bills												L	17-20	
12/17	at Patriots												W	27-17	
12/25	Raiders												L	14-20	
12/31	Bengals												W	25-17	
01/07	at Chargers												W	13-12	
2023 TOTALS		0-0	0	0	0.0	0	0	0	0	0	0.0	0	0	11-6	

2021 GAME-BY-GAME POSTSEASON STATISTICS (CHIEFS)

DATE	OPPONENT	P/S	RECEIVING					RUSHING					W/L	SCORE	
			NO.	YDS.	AVG.	LG	TD	NO.	YDS.	AVG.	LG	TD			
01/16	Steelers												W	42-21	
01/23	Bills												W	42-36+	
01/30	Bengals												L	24-27+	
2021 TOTALS		0-0	0	0	0.0	0	0	0	0	0	0.0	0	0	2-1	

+ - Overtime

2022 GAME-BY-GAME POSTSEASON STATISTICS (CHIEFS)

DATE	OPPONENT	P/S	RECEIVING					RUSHING					W/L	SCORE
			NO.	YDS.	AVG.	LG	TD	NO.	YDS.	AVG.	LG	TD		
01/21	Jaguars												W	27-20
01/29	Bengals												W	23-20
02/12	at Eagles												W	38-35
2022 TOTALS		0-0	0	0	0.0	0	0	0	0	0.0	0	0	3-0	

2023 GAME-BY-GAME POSTSEASON STATISTICS (CHIEFS)

DATE	OPPONENT	P/S	RECEIVING					RUSHING					W/L	SCORE
			NO.	YDS.	AVG.	LG	TD	NO.	YDS.	AVG.	LG	TD		
01/13	Dolphins												W	26-7
01/21	at Bills												W	27-24
01/28	at Ravens												W	17-10
02/11	49ers												W	25-22+
2023 TOTALS		0-0	0	0	0.0	0	0	0	0	0.0	0	0	4-0	

+ - Overtime





DENERIC PRINCE



RUNNING BACK #34
TULSA

1ST YEAR IN THE NFL

2ND YEAR WITH THE CHIEFS

HEIGHT: 6'0"
WEIGHT: 216 LBS
DRAFTED: CFA-23
BIRTHDAY: 4/11/00

- Prince enters his second season with the Chiefs in 2024.
- Originally entered the NFL as an undrafted free agent with the Kansas City Chiefs in 2023.

Transactions:

Signed by Kansas City (2/14/24) ... Signed to Kansas City's practice squad (8/31/23) ... Released by Kansas City (8/29/23) ... Originally entered the NFL as an undrafted free agent with the Kansas City Chiefs in 2023.

COLLEGE

A three-year letterwinner at Tulsa (2020-22) ... Transferred to Tulsa from Texas A&M ... Enrolled at Tulsa in January 2020 ... Played in 26 career games at Tulsa with 12 starts ... Had 1,728 career rushing yards and 14 TDs at Tulsa ... Had five 100-yard career rushing games and two over 200 yards while attending Tulsa ... Played one game in two years at Texas A&M (2018-19).

PERSONAL

- Played his prep football at Manvel High School.
- Earned second-team All-District honors after rushing for 863 yards and 10 touchdowns on 105 attempts for a 14-1 team as a senior in 2017.
- Rushed for 417 yards and eight touchdowns on 69 carries his junior season.
- A consensus three-star recruit.
- 247 Sports and ESPN listed him in the Texas Top-150 as a prep senior.
- High school coach was Kirk Martin.
- Favorite sports movie is *The Longest Yard*.
- Reggie Bush is his favorite NFL player.
- Parents are Eric and Deena Prince.
- Majored in organizational studies.

DENERIC PRINCE'S NFL REGULAR SEASON RUSHING/RECEIVING STATISTICS

DATE	TEAM	RUSHING							RECEIVING				
		GP	GS	NO.	YDS.	AVG.	LG	TD	NO.	YDS.	AVG.	LG	TD
2023	Chiefs	2	0	0	0	0.0	0	0	0	0	0.0	0	0
NFL TOTALS		2	0	0	0	0.0	0	0	0	0	0.0	0	0

DENERIC PRINCE'S NFL POSTSEASON RUSHING/RECEIVING STATISTICS

DATE	TEAM	RUSHING							RECEIVING				
		GP	GS	NO.	YDS.	AVG.	LG	TD	NO.	YDS.	AVG.	LG	TD
2023	Chiefs	0	0	0	0	0.0	0	0	0	0	0.0	0	0
NFL TOTALS		0	0	0	0	0.0	0	0	0	0	0.0	0	0

DENERIC PRINCE'S NFL REGULAR SEASON RETURN STATISTICS

DATE	TEAM	KICKOFF RETURNS					PUNT RETURNS					
		RET.	YDS.	AVG.	LG	TD	NO.	FC	YDS.	AVG.	LG	TD
2023	Chiefs	0	0	0.0	0	0	0	0	0	0.0	0	0
NFL TOTALS		0	0	0.0	0	0	0	0	0	0.0	0	0



DENERIC PRINCE'S NFL POSTSEASON RETURN STATISTICS

DATE	TEAM	KICKOFF RETURNS					PUNT RETURNS					
		RET.	YDS.	AVG.	LG	TD	NO.	FC	YDS.	AVG.	LG	TD
2023	Chiefs	0	0	0.0	0	0	0	0	0	0.0	0	0
NFL TOTALS		0	0	0.0	0	0	0	0	0	0.0	0	0

2023 GAME-BY-GAME REGULAR-SEASON STATISTICS (CHIEFS)

DATE	OPPONENT	P/S	RUSHING					RECEIVING					W/L	SCORE
			NO.	YDS.	AVG.	LG	TD	NO.	YDS.	AVG.	LG	TD		
09/07	Lions												L	20-21
09/17	at Jaguars												W	17-9
09/24	Bears												W	41-10
10/01	at Jets												W	23-20
10/08	at Vikings												W	27-20
10/12	Broncos												W	19-8
10/22	Chargers												W	31-17
10/29	at Broncos												L	9-24
11/05	Dolphins												W	21-14
11/20	Eagles												L	17-21
11/26	at Raiders												W	31-17
12/03	at Packers												L	19-27
12/10	Bills	P	0	0	0.0	0	0	0	0	0.0	0	0	L	17-20
12/17	at Patriots	P	0	0	0.0	0	0	0	0	0.0	0	0	W	27-17
12/25	Raiders												L	14-20
12/31	Bengals												W	25-17
01/07	at Chargers												W	13-12
2023 TOTALS		2-0	0	0	0.0	0	0	0	0	0.0	0	0	0	11-6

2023 GAME-BY-GAME POSTSEASON STATISTICS (CHIEFS)

DATE	OPPONENT	P/S	RUSHING					RECEIVING					W/L	SCORE
			NO.	YDS.	AVG.	LG	TD	NO.	YDS.	AVG.	LG	TD		
01/13	Dolphins												W	26-7
01/21	at Bills												W	27-24
01/28	at Ravens												W	17-10
02/11	49ers												W	25-22+
2023 TOTALS		0-0	0	0	0.0	0	0	0	0	0.0	0	0	0	4-0

+ - Overtime





LOUIS REES-ZAMMIT

RUNNING BACK #9



ROOKIE

HEIGHT: 6'2"
WEIGHT: 209 LBS
DRAFTED: FA-24
BIRTHDAY: 2/2/01

👁️ Rees-Zammit enters his first season with the Chiefs in 2024.

👁️ Originally entered the NFL as a free agent International Pathway Player with the Kansas City Chiefs in 2024.

Transactions: Originally entered the NFL as a free agent International Pathway Player with the Kansas City Chiefs in 2024.

COLLEGE

👁️ Joins the Chiefs through the International Player Pathway program after being a top rugby player at the club and international level.

👁️ One of 15 members of the 2024 IPP Class.

PERSONAL

👁️ Made 32 international appearances for Wales, scoring 14 tries.

👁️ Became with youngest player since 1959 to be selected in the British and Irish Lions squad.

👁️ Trained at IMG Academy in Florida.



NIKKO REMIGIO

WIDE RECEIVER #81
FRESNO STATE



1ST YEAR IN THE NFL

1ST YEAR WITH THE CHIEFS

HEIGHT: 5'9"
WEIGHT: 187 LBS
DRAFTED: CFA-23
BIRTHDAY: 11/4/99

- Remigio enters his first season with the Chiefs in 2024.
- Originally entered the NFL as an undrafted free agent with the Kansas City Chiefs in 2023.

Transactions:

Originally entered the NFL as an undrafted free agent with the Kansas City Chiefs in 2023.

COLLEGE

Played 11 games for the Fresno State Bulldogs ... As a receiver for the Bulldogs, was second on the team with 74 receptions for 852 yards and six touchdowns ... Ranked fifth in the Mountain West in receptions per game (5.29), third in receiving touchdowns (six), fifth in receiving yards per game (60.86), third in receptions (74) and fifth in receiving yards (852) ... Had three 100-yard receiving yard games in 2022 ... Ranked No. 4 in FBS for combined kick returns ... Led the Mountain West in punt return yards (259) and punt return touchdowns (two) and led the FBS in punt return touchdowns ... Became first Bulldog to earn two positional honors by the conference in the same season ... Earned second-team All-Mountain West wide receiver and punt returner ... Selected as an All-Mountain West punt returner (first-team), wide receiver (second-team) and kickoff returner (fourth-team) ... Prior to Fresno State, played four years at Cal starting 16 games and playing in 36 ... Tallied 1,871 all-purpose yards and eight touchdowns in four seasons ... Recorded 97 receptions for 903 yards with seven touchdowns ... Earned the following accolades while at Cal: Cal's Joe Roth Award for courage, sportsmanship and attitude (2021), Paul Hornung Award Preseason Watch List (2022), Paul Hornung Award Honor Roll (2020), second-team preseason All-Pac 12 return specialist (2020), third-team preseason All-Pac 12 punt returner (2020), Berkeley Breakfast Club Award as Cal's Outstanding Player in the Big Game (2019), Stub Allison Award winner (2019).

PERSONAL

- Attended Mater Dei High School.
- A two-time All-Trinity League pick who finished his career with 111 receptions, 1,695 yards receiving and 19 touchdown catches, while adding 483 kick return yards and 46 punt return yards to finish with 2,224 all-purpose yards.
- Earned first-team All-Trinity League honors as a senior when he contributed 45 receptions for 711 yards with 10 touchdown catches while adding 166 kick return and 48 punt return yards for a total of 925 all-purpose yards, as well as two fumble recoveries.
- Nominated to play in the Blue-Grey All-American Bowl and Polynesian All-American Bowl following his senior campaign.
- Registered career highs of 46 receptions and 758 yards receiving with seven touchdown catches as a 2016 junior when he was a first-team All-Trinity League selection for the first of two consecutive campaigns, while also picking up two tackles for a team that was 13-1 overall and reached the Division I CIF Southern Section finals before finishing the campaign as MaxPreps' No. 2 team in California and No. 3 in the nation.
- Named a Super 25 Top Star by USA Today as a senior after making six catches for 113 yards receiving and two touchdowns in a season-opening victory over Bishop Gorman that snapped the Gaels' 55-game winning streak.
- Participated at The Opening's Regional in Los Angeles in both 2016 and 2017 as well as in Oakland in 2017.
- Named Co-Offensive MVP of the Blue-Grey Regional Combine in May of 2014.
- Out of high school, was rated a four-star recruit by 247Sports and a three-star recruit by ESPN.
- Son of Mark and Jennifer.
- Has two younger siblings - Nino and Kai.
- Earned his undergraduate degree in legal studies from Cal.
- Was pursuing a master's of public administration at Fresno State.

NIKKO REMIGIO'S NFL REGULAR SEASON RUSHING/RECEIVING STATISTICS

DATE	TEAM	GP	GS	RECEIVING					RUSHING					
				NO.	YDS.	AVG.	LG	TD	NO.	YDS.	AVG.	LG	TD	
2023	Chiefs	0	0	0	0	0.0	0	0	0	0	0	0.0	0	0
NFL TOTALS		0	0	0	0	0.0	0	0	0	0	0	0.0	0	0



NIKKO REMIGIO'S NFL REGULAR SEASON RETURN STATISTICS

DATE	TEAM	KICKOFF RETURNS					PUNT RETURNS					
		RET.	YDS.	AVG.	LG	TD	NO.	FC	YDS.	AVG.	LG	TD
2023	Chiefs	0	0	0.0	0	0	0	0	0	0.0	0	0
NFL TOTALS		0	0	0.0	0	0	0	0	0	0.0	0	0


2023 GAME-BY-GAME REGULAR-SEASON STATISTICS (CHIEFS)

DATE	OPPONENT	P/S	RECEIVING					RUSHING					W/L	SCORE		
			NO.	YDS.	AVG.	LG	TD	NO.	YDS.	AVG.	LG	TD				
09/17	at Jaguars		RESERVE/INJURED											W	17-9	
2023 TOTALS		0-0	0	0	0.0	0	0	0	0	0	0	0.0	0	0	0	1-0





RASHEE RICE



WIDE RECEIVER #4
SMU

2ND YEAR IN THE NFL

2ND YEAR WITH THE CHIEFS

HEIGHT: 6'1"
WEIGHT: 204 LBS
DRAFTED: D2-23
BIRTHDAY: 4/22/00

- Rice enters his second season with the Chiefs in 2024.
- Originally entered the NFL as a second-round pick (55th overall) by the Kansas City Chiefs in the 2023 NFL Draft.

Career Highlights:

- Set the Chiefs rookie record for receiving touchdowns (7) and receptions (79).
- Recorded the second-most receiving yards by a rookie in Chiefs history (938) trailing only Dwayne Bowe (995).
- Recorded two 100+ receiving yard games (Weeks 12 & 17).

Postseason Highlights:

- Recorded 130 receiving yards on eight receptions for two touchdowns in the Wild Card Game vs. Miami.
- Totaled 262 receiving yards in his rookie postseason

- campaign, the second-most by a rookie in NFL history.
- Set the Chiefs rookie postseason record for receptions (26) and yards (262).
- Tied with WR Tyreek Hill (2020) for the second-most yards after catch in a postseason in Chiefs history (196).
- Set the NFL record for most yards after catch by a rookie, since 2018, with 196 yards.

Honors:

- 2023 Mack Lee Hill Award Winner, voted by his teammates as best rookie.

Transactions:

Originally entered the NFL as a second-round pick (55th overall) by the Kansas City Chiefs in the 2023 NFL Draft.

COLLEGE

Played in 44 games and started 33 for the Mustangs ... In four years (2019-22), Rice hauled in 233 passes for 3,111 yards and 25 touchdowns ... Led the FBS in receiving yards per game (112.9) in 2022 ... His 1,355 receiving yards (third) and 8.0 receptions per game (fifth) were top five in the nation during his senior year (2022) ... In 2022, was ranked 13th nationally with 10 receiving TDs ... Left SMU holding the single-season receiving yard record (1,355 yards in 2022) ... Received the following awards and honors: 2022 AP All-America second-team, 2022 Reese's Senior Bowl Invite, 2022 Biletnikoff Award Semifinalist, 2022 Earl Campbell Tyler Rose Award Semifinalist, 2022 Pro Football Focus second-team All-American and All-AAC first-team, 2022 All-AAC first-team, 2022 Reese's Senior Bowl All-American Offensive Team, 2022 ESPN Top 100: No. 70, 2022 PFF The Athletic Midseason All-American second-team, 2022 DCTF All-Texas first-team, 2022 Pro Football Focus Midseason All-American second-team, 2022 Cajun Bowl Invite, 2022 Phil Steele All-America and All-AAC first-teams, 2022 East-West Shrine Bowl Breakout Offensive Player (Oct. 31), 2022 AAC Weekly Honor Roll (Nov. 28, Oct. 31, Sept. 12), 2022 Earl Campbell Tyler Rose Award Honorable Mention (Nov. 1, Sept. 13, Sept. 6), 2022 Senior Bowl Watch List, 2021 All-AAC Honorable Mention, 2021 Biletnikoff Award Watch List, 2021 PFF All-AAC second-team, 2021 Phil Steele All-AAC third-team, 2021 Earl Campbell Tyler Rose Award Honorable Mention (Sept. 21), 2020 Dave Campbell's All-Texas College second-team and 2020 Biletnikoff Award Watch List.

PERSONAL

- A three-star recruit by 247sports.com and Rivals.com.
- Had 51 receptions for 841 yards and five TDs in 2018.
- Registered 72 catches, 1,386 yards and 19 TDs in 2017.
- Was named first-team All-District as a junior.
- Team went 11-3 and advanced to the 5A D2 Quarterfinals in 2017.
- Received offers from Washington State, Houston, Virginia, Texas Tech, Northwestern, Tulsa, UConn and others.

REGULAR SEASON COMPARISON: RECEIVING - JACKSONVILLE JAGUARS

DATE	OPP	W/L	GP/GS	REC	YDS.	AVG.	TD	LG	TGTS	YAC
9/17/23	KC @ JAX	W	P	2	20	10.0	0	15	2	9
TOTALS		1/0	1/0	2	20	10.0	0	15	2	9



RASHEE RICE'S NFL REGULAR SEASON RUSHING/RECEIVING STATISTICS

DATE	TEAM	RECEIVING						RUSHING					
		GP	GS	NO.	YDS.	AVG.	LG	TD	NO.	YDS.	AVG.	LG	TD
2023	Chiefs	16	8	79	938	11.9	67	7	1	-3	-3.0	-3	0
NFL TOTALS		16	8	79	938	11.9	67	7	1	-3	-3.0	0	0

RASHEE RICE'S NFL POSTSEASON RUSHING/RECEIVING STATISTICS

DATE	TEAM	RECEIVING						RUSHING					
		GP	GS	NO.	YDS.	AVG.	LG	TD	NO.	YDS.	AVG.	LG	TD
2023	Chiefs	4	4	26	262	10.1	39	1	2	5	2.5	3	0
NFL TOTALS		4	4	26	262	10.1	39	1	2	5	2.5	3	0

RASHEE RICE'S NFL REGULAR SEASON RETURN STATISTICS

DATE	TEAM	KICKOFF RETURNS					PUNT RETURNS					
		RET.	YDS.	AVG.	LG	TD	NO.	FC	YDS.	AVG.	LG	TD
2023	Chiefs	0	0	0.0	0	0	0	0	0	0.0	0	0
NFL TOTALS		0	0	0.0	0	0	0	0	0	0.0	0	0

RASHEE RICE'S NFL POSTSEASON RETURN STATISTICS

DATE	TEAM	KICKOFF RETURNS					PUNT RETURNS					
		RET.	YDS.	AVG.	LG	TD	NO.	FC	YDS.	AVG.	LG	TD
2023	Chiefs	0	0	0.0	0	0	0	0	0	0.0	0	0
NFL TOTALS		0	0	0.0	0	0	0	0	0	0.0	0	0

SINGLE-GAME HIGHS: RUSHING/RECEIVING

Rush Attempts
Receptions

1 vs. Detroit, Sep 07, 2023
 9 at New England, Dec 17, 2023
 8 at Green Bay, Dec 03, 2023
 8 at Las Vegas, Nov 26, 2023
 7 vs. Buffalo, Dec 10, 2023
 6 vs. Las Vegas, Dec 25, 2023

Receiving Yards

127 vs. Cincinnati, Dec 31, 2023
 107 at Las Vegas, Nov 26, 2023
 91 at New England, Dec 17, 2023
 72 vs. Buffalo, Dec 10, 2023
 72 vs. Denver, Oct 12, 2023

Receiving Average

25.4 vs. Cincinnati, Dec 31, 2023
 18.0 vs. Denver, Oct 12, 2023
 14.0 at Denver, Oct 29, 2023
 13.4 at Las Vegas, Nov 26, 2023
 12.0 vs. L.A. Chargers, Oct 22, 2023

Longest Receptions

67 vs. Cincinnati, Dec 31, 2023
 39t at Las Vegas, Nov 26, 2023
 39 at Denver, Oct 29, 2023
 37 vs. L.A. Chargers, Oct 22, 2023
 28 vs. Denver, Oct 12, 2023

Receiving TDs

1 at New England, Dec 17, 2023
 1 vs. Buffalo, Dec 10, 2023
 1 at Las Vegas, Nov 26, 2023
 ...4 more at 1.

All-Purpose Yards

127 vs. Cincinnati, Dec 31, 2023
 107 at Las Vegas, Nov 26, 2023
 91 at New England, Dec 17, 2023
 72 vs. Buffalo, Dec 10, 2023
 72 vs. Denver, Oct 12, 2023

Most TDs

1 at New England, Dec 17, 2023
 1 vs. Buffalo, Dec 10, 2023
 1 at Las Vegas, Nov 26, 2023
 ...4 more at 1.

Miscellaneous Tackles

2 vs. Chicago, Sep 24, 2023
 1 vs. Denver, Oct 12, 2023

SINGLE-GAME HIGHS - POSTSEASON: RUSHING/RECEIVING

Rush Attempts
Rushing Yards
Longest Runs

2 vs. San Francisco, Feb 11, 2024
 5 vs. San Francisco, Feb 11, 2024
 3 vs. San Francisco, Feb 11, 2024
 2 vs. San Francisco, Feb 11, 2024

Receptions

8 at Baltimore, Jan 28, 2024
 8 vs. Miami, Jan 13, 2024
 6 vs. San Francisco, Feb 11, 2024
 4 at Buffalo, Jan 21, 2024

Receiving Yards

130 vs. Miami, Jan 13, 2024
 47 at Buffalo, Jan 21, 2024
 46 at Baltimore, Jan 28, 2024
 39 vs. San Francisco, Feb 11, 2024

Receiving Average

16.3 vs. Miami, Jan 13, 2024
 11.8 at Buffalo, Jan 21, 2024
 6.5 vs. San Francisco, Feb 11, 2024
 5.8 at Baltimore, Jan 28, 2024

Longest Receptions

39 vs. Miami, Jan 13, 2024
 28 vs. Miami, Jan 13, 2024
 25 at Buffalo, Jan 21, 2024
 23 vs. Miami, Jan 13, 2024
 13 vs. San Francisco, Feb 11, 2024

Receiving TDs

1 vs. Miami, Jan 13, 2024
 130 vs. Miami, Jan 13, 2024
 47 at Buffalo, Jan 21, 2024
 46 at Baltimore, Jan 28, 2024
 44 vs. San Francisco, Feb 11, 2024

All-Purpose Yards

47 at Buffalo, Jan 21, 2024
 46 at Baltimore, Jan 28, 2024
 44 vs. San Francisco, Feb 11, 2024
 1 vs. Miami, Jan 13, 2024

Most TDs



100-YARD RECEIVING GAMES (2): REGULAR SEASON

DATE	TEAM	NO.	YDS.	AVG.	LG	TD
11/26/23	at Raiders	8	107	13.4	39t	1
12/31/23	BENGALS	5	127	25.4	67	0

100-YARD RECEIVING GAMES (1): POSTSEASON

DATE	TEAM	NO.	YDS.	AVG.	LG	TD
01/13/24	DOLPHINS	8	130	16.3	39	1

2023 GAME-BY-GAME REGULAR-SEASON STATISTICS (CHIEFS)

DATE	OPPONENT	P/S	RECEIVING					RUSHING					W/L	SCORE
			NO.	YDS.	AVG.	LG	TD	NO.	YDS.	AVG.	LG	TD		
09/07	Lions	P	3	29	9.7	25	1	1	-3	-3.0	-3	0	L	20-21
09/17	at Jaguars	P	2	20	10.0	15	0	0	0	0.0	0	0	W	17-9
09/24	Bears	P	5	59	11.8	15	0	0	0	0.0	0	0	W	41-10
10/01	at Jets	P	3	32	10.7	18	0	0	0	0.0	0	0	W	23-20
10/08	at Vikings	P	4	33	8.3	13	1	0	0	0.0	0	0	W	27-20
10/12	Broncos	P	4	72	18.0	28	0	0	0	0.0	0	0	W	19-8
10/22	Chargers	S	5	60	12.0	37	1	0	0	0.0	0	0	W	31-17
10/29	at Broncos	S	4	56	14.0	39	0	0	0	0.0	0	0	L	9-24
11/05	Dolphins	S	2	17	8.5	11t	1	0	0	0.0	0	0	W	21-14
11/20	Eagles	P	4	42	10.5	17	0	0	0	0.0	0	0	L	17-21
11/26	at Raiders	S	8	107	13.4	39t	1	0	0	0.0	0	0	W	31-17
12/03	at Packers	S	8	64	8.0	13	0	0	0	0.0	0	0	L	19-27
12/10	Bills	S	7	72	10.3	19	1	0	0	0.0	0	0	L	17-20
12/17	at Patriots	S	9	91	10.1	24	1	0	0	0.0	0	0	W	27-17
12/25	Raiders	P	6	57	9.5	15	0	0	0	0.0	0	0	L	14-20
12/31	Bengals	S	5	127	25.4	67	0	0	0	0.0	0	0	W	25-17
01/07	at Chargers												W	13-12
INACTIVE														
2023 TOTALS		16-8	79	938	11.9	67	7	1	-3	-3.0	-3	0	11-6	

2023 GAME-BY-GAME POSTSEASON STATISTICS (CHIEFS)

DATE	OPPONENT	P/S	RECEIVING					RUSHING					W/L	SCORE
			NO.	YDS.	AVG.	LG	TD	NO.	YDS.	AVG.	LG	TD		
01/13	Dolphins	S	8	130	16.3	39	1	0	0	0.0	0	0	W	26-7
01/21	at Bills	S	4	47	11.8	25	0	0	0	0.0	0	0	W	27-24
01/28	at Ravens	S	8	46	5.8	11	0	0	0	0.0	0	0	W	17-10
02/11	49ers	S	6	39	6.5	13	0	2	5	2.5	3	0	W	25-22+
2023 TOTALS		4-4	26	262	10.1	39	1	2	5	2.5	3	0	4-0	

+ - Overtime





CHRIS ROLAND-WALLACE

CORNERBACK #30

USC



ROOKIE

HEIGHT: 5'11"
WEIGHT: 202 LBS
DRAFTED: CFA-24
BIRTHDAY: 11/23/01

👁️ Roland-Wallace enters his first season with the Chiefs in 2024.

👁️ Originally entered the NFL as an undrafted free agent with the Kansas City Chiefs in 2024.

Transactions: Originally entered the NFL as an undrafted free agent with the Kansas City Chiefs in 2024.

COLLEGE

Spent one season at USC (2023) and four seasons at Arizona (2019-22) ... Played 13 games and started eight in 2023 ... Tallied 37 tackles and added nine passes defended and two interceptions ... Played in 41 games for Arizona, accumulating 169 tackles with 1.5 sacks, two interceptions, 18 pass deflections and two forced fumbles ... Led the Arizona squad in 2022 with 58 tackles and had six pass deflections and two forced fumbles.

PERSONAL

👁️ Played all three phases at William J. Knight High School (Calif.).

👁️ Majored in Applied Humanities at Arizona (2022) and earned certificate in Gerontology at USC (2023).

CHRIS ROLAND-WALLACE'S COLLEGE DEFENSIVE STATISTICS

DATE	TEAM	GP	GS	TACKLES							INTERCEPTIONS					O. FUMB				ST				MISC			
				TK	S	A	TFL	YDS	SK	YDS	QBH	NO	YDS	LG	TD	PD	FF	FR	TD	YDS	TK	S	A	FF	FR	S	A
2019	Arizona	12	8	37	32	5	0.0	0.0	0.0	0.0	0	1	0	0	0	5	0	0	0	0	0	0	0	0	0	0	0
2020	Arizona	5	5	26	19	7	0.5	2.0	0.0	0.0	0	0	0	0	0	3	0	0	0	0	0	0	0	0	0	0	0
2021	Arizona	12	12	48	33	15	3.0	20.0	1.5	16.0	0	1	36	36	0	3	0	0	0	0	0	0	0	0	0	0	0
2022	Arizona	12	12	58	42	16	0.0	0.0	0.0	0.0	0	0	0	0	0	6	2	0	0	0	0	0	0	0	0	0	0
2023	Southern California	13	8	37	27	10	2.5	10.0	0.0	0.0	0	2	23	23	0	9	0	0	0	0	0	0	0	0	0	0	0
TOTALS		54	45	206	153	53	6.0	32.0	1.5	16.0	0	4	59	36	0	26	2	0	0	0	0	0	0	0	0	0	0

COLLEGE 2019 GAME-BY-GAME STATISTICS (ARIZONA)

DATE	OPPONENT	P/S	TACKLES							INTERCEPTIONS					O. FUMB				ST				MISC		W/L	SCORE		
			TK	S	A	SK	YDS	TFL	YDS	QBH	NO	YDS	LG	TD	PD	FF	FR	TD	YDS	TK	S	A	FF	FR			S	A
08/24	at Hawaii	S	1	1	0	0.0	0.0	0.0	0.0	0	0	0	0	0	1	0	0	0	0	0	0	0	0	0	0	0	L	38-45
09/07	Northern Ariz.	P	1	1	0	0.0	0.0	0.0	0.0	0	1	0	0	0	0	0	0	0	0	0	0	0	0	0	0	0	W	65-41
09/14	Texas Tech	S	4	4	0	0.0	0.0	0.0	0.0	0	0	0	0	0	0	0	0	0	0	0	0	0	0	0	0	W	28-14	
09/28	UCLA	P	1	1	0	0.0	0.0	0.0	0.0	0	0	0	0	0	1	0	0	0	0	0	0	0	0	0	0	W	20-17	
10/05	at Colorado	P	0	0	0	0.0	0.0	0.0	0.0	0	0	0	0	0	1	0	0	0	0	0	0	0	0	0	0	W	35-30	
10/12	Washington	P	4	3	1	0.0	0.0	0.0	0.0	0	0	0	0	0	0	0	0	0	0	0	0	0	0	0	0	L	27-51	
10/19	at Southern California	S	5	3	2	0.0	0.0	0.0	0.0	0	0	0	0	0	0	0	0	0	0	0	0	0	0	0	0	L	14-41	
10/26	at Stanford	S	6	6	0	0.0	0.0	0.0	0.0	0	0	0	0	0	0	0	0	0	0	0	0	0	0	0	0	L	31-41	
11/02	Oregon St.	S	3	3	0	0.0	0.0	0.0	0.0	0	0	0	0	0	0	0	0	0	0	0	0	0	0	0	0	L	38-56	
11/16	at Oregon	S	2	2	0	0.0	0.0	0.0	0.0	0	0	0	0	0	2	0	0	0	0	0	0	0	0	0	0	L	6-34	
11/23	Utah	S	4	2	2	0.0	0.0	0.0	0.0	0	0	0	0	0	0	0	0	0	0	0	0	0	0	0	0	L	7-35	
11/30	at Arizona St.	S	6	6	0	0.0	0.0	0.0	0.0	0	0	0	0	0	0	0	0	0	0	0	0	0	0	0	0	L	14-24	
2019 TOTALS		12-8	37	32	5	0.0	0.0	0.0	0.0	0	1	0	0	0	5	0	0	0	0	0	0	0	0	0	0	0	4-8	



COLLEGE 2020 GAME-BY-GAME STATISTICS (ARIZONA)

DATE	OPPONENT	P/S	TACKLES								INTERCEPTIONS					O. FUMB				ST				MISC		W/L	SCORE
			TK	S	A	SK	YDS	TFL	YDS	QBH	NO	YDS	LG	TD	PD	FF	FR	TD	YDS	TK	S	A	FF	FR	S		
11/14	Southern California	S	2	2	0	0.0	0.0	0.0	0.0	0	0	0	0	0	1	0	0	0	0	0	0	0	0	0	0	L	30-34
11/21	at Washington	S	3	2	1	0.0	0.0	0.0	0.0	0	0	0	0	0	1	0	0	0	0	0	0	0	0	0	L	27-44	
11/28	at UCLA	S	10	6	4	0.0	0.0	0.5	2.0	0	0	0	0	0	1	0	0	0	0	0	0	0	0	0	L	10-27	
12/05	Colorado	S	4	3	1	0.0	0.0	0.0	0.0	0	0	0	0	0	0	0	0	0	0	0	0	0	0	0	L	13-24	
12/11	Arizona St.	S	7	6	1	0.0	0.0	0.0	0.0	0	0	0	0	0	0	0	0	0	0	0	0	0	0	0	L	7-70	
2020 TOTALS		5-5	26	19	7	0.0	0.0	0.5	2.0	0	0	0	0	3	0	0	0	0	0	0	0	0	0	0	0-5		

COLLEGE 2021 GAME-BY-GAME STATISTICS (ARIZONA)

DATE	OPPONENT	P/S	TACKLES								INTERCEPTIONS					O. FUMB				ST				MISC		W/L	SCORE
			TK	S	A	SK	YDS	TFL	YDS	QBH	NO	YDS	LG	TD	PD	FF	FR	TD	YDS	TK	S	A	FF	FR	S		
09/04	BYU	S	5	2	3	0.0	0.0	0.0	0.0	0	0	0	0	0	1	0	0	0	0	0	0	0	0	0	L	16-24	
09/11	San Diego St.	S	2	0	2	0.0	0.0	0.5	1.0	0	0	0	0	0	0	0	0	0	0	0	0	0	0	0	L	14-38	
09/18	Northern Ariz.	S	7	5	2	0.0	0.0	1.0	3.0	0	1	36	36	0	0	0	0	0	0	0	0	0	0	0	L	19-21	
09/25	at Oregon	S	2	2	0	0.0	0.0	0.0	0.0	0	0	0	0	0	0	0	0	0	0	0	0	0	0	0	L	19-41	
10/09	UCLA	S	3	2	1	0.5	1.0	0.5	1.0	0	0	0	0	0	0	0	0	0	0	0	0	0	0	0	L	16-34	
10/16	at Colorado	S	6	6	0	0.0	0.0	0.0	0.0	0	0	0	0	0	0	0	0	0	0	0	0	0	0	0	L	0-34	
10/22	Washington	S	5	3	2	0.0	0.0	0.0	0.0	0	0	0	0	0	0	0	0	0	0	0	0	0	0	0	L	16-21	
10/30	at Southern California	S	7	4	3	0.0	0.0	0.0	0.0	0	0	0	0	0	0	0	0	0	0	0	0	0	0	0	L	34-41	
11/06	California	S	2	2	0	0.0	0.0	0.0	0.0	0	0	0	0	0	1	0	0	0	0	0	0	0	0	0	W	10-3	
11/13	Utah	S	5	3	2	0.0	0.0	0.0	0.0	0	0	0	0	0	0	0	0	0	0	0	0	0	0	0	L	29-38	
11/19	at Washington St.	S	3	3	0	1.0	15.0	1.0	15.0	0	0	0	0	0	1	0	0	0	0	0	0	0	0	0	L	18-44	
11/27	at Arizona St.	S	1	1	0	0.0	0.0	0.0	0.0	0	0	0	0	0	0	0	0	0	0	0	0	0	0	0	L	15-38	
2021 TOTALS		12-12	48	33	15	1.5	16.0	3.0	20.0	0	1	36	36	0	3	0	0	0	0	0	0	0	0	0	1-11		

COLLEGE 2022 GAME-BY-GAME STATISTICS (ARIZONA)

DATE	OPPONENT	P/S	TACKLES								INTERCEPTIONS					O. FUMB				ST				MISC		W/L	SCORE
			TK	S	A	SK	YDS	TFL	YDS	QBH	NO	YDS	LG	TD	PD	FF	FR	TD	YDS	TK	S	A	FF	FR	S		
09/03	at San Diego St.	S	3	3	0	0.0	0.0	0.0	0.0	0	0	0	0	0	0	0	0	0	0	0	0	0	0	0	0	W	38-20
09/10	Mississippi St.	S	7	6	1	0.0	0.0	0.0	0.0	0	0	0	0	0	1	1	0	0	0	0	0	0	0	0	0	L	17-39
09/17	North Dakota St.	S	6	6	0	0.0	0.0	0.0	0.0	0	0	0	0	0	1	0	0	0	0	0	0	0	0	0	0	W	31-28
09/24	at California	S	7	3	4	0.0	0.0	0.0	0.0	0	0	0	0	0	0	0	0	0	0	0	0	0	0	0	0	L	31-49
10/01	Colorado	S	3	3	0	0.0	0.0	0.0	0.0	0	0	0	0	0	0	0	0	0	0	0	0	0	0	0	0	W	43-20
10/08	Oregon	S	5	3	2	0.0	0.0	0.0	0.0	0	0	0	0	0	1	0	0	0	0	0	0	0	0	0	0	L	22-49
10/15	at Washington	S	3	2	1	0.0	0.0	0.0	0.0	0	0	0	0	0	1	0	0	0	0	0	0	0	0	0	0	L	39-49
10/29	Southern California	S	8	6	2	0.0	0.0	0.0	0.0	0	0	0	0	0	1	0	0	0	0	0	0	0	0	0	0	L	37-45
11/05	at Utah	S	3	2	1	0.0	0.0	0.0	0.0	0	0	0	0	0	1	0	0	0	0	0	0	0	0	0	0	L	20-45
11/12	at UCLA	S	5	4	1	0.0	0.0	0.0	0.0	0	0	0	0	0	0	0	0	0	0	0	0	0	0	0	0	W	34-28
11/19	Washington St.	S	2	2	0	0.0	0.0	0.0	0.0	0	0	0	0	0	0	1	0	0	0	0	0	0	0	0	0	L	20-31
11/25	Arizona St.	S	6	2	4	0.0	0.0	0.0	0.0	0	0	0	0	0	0	0	0	0	0	0	0	0	0	0	0	W	38-35
2022 TOTALS		12-12	58	42	16	0.0	0.0	0.0	0.0	0	0	0	0	6	2	0	0	0	0	0	0	0	0	0	5-7		

COLLEGE 2023 GAME-BY-GAME STATISTICS (SOUTHERN CALIFORNIA)

DATE	OPPONENT	P/S	TACKLES								INTERCEPTIONS					O. FUMB				ST				MISC		W/L	SCORE
			TK	S	A	SK	YDS	TFL	YDS	QBH	NO	YDS	LG	TD	PD	FF	FR	TD	YDS	TK	S	A	FF	FR	S		
08/26	San Jose St.	P	1	1	0	0.0	0.0	0.0	0.0	0	0	0	0	0	1	0	0	0	0	0	0	0	0	0	0	W	56-28
09/02	Nevada	P	2	0	2	0.0	0.0	0.0	0.0	0	0	0	0	0	0	0	0	0	0	0	0	0	0	0	0	W	66-14
09/09	Stanford	P	3	3	0	0.0	0.0	0.0	0.0	0	0	0	0	0	0	0	0	0	0	0	0	0	0	0	0	W	56-10
09/23	at Arizona St.	P	3	2	1	0.0	0.0	1.0	1.0	0	0	0	0	0	0	0	0	0	0	0	0	0	0	0	0	W	42-28
09/30	at Colorado	S	5	5	0	0.0	0.0	0.0	0.0	0	1	23	23	0	0	0	0	0	0	0	0	0	0	0	0	W	48-41
10/07	Arizona	S	4	4	0	0.0	0.0	0.0	0.0	0	0	0	0	0	1	0	0	0	0	0	0	0	0	0	0	W	43-41
10/14	at Notre Dame	S	1	1	0	0.0	0.0	0.0	0.0	0	0	0	0	0	3	0	0	0	0	0	0	0	0	0	0	L	20-48
10/21	Utah	S	2	2	0	0.0	0.0	0.0	0.0	0	0	0	0	0	1	0	0	0	0	0	0	0	0	0	0	L	32-34
10/28	at California	S	4	1	3	0.0	0.0	0.0	0.0	0	0	0	0	0	0	0	0	0	0	0	0	0	0	0	0	W	50-49
11/04	Washington	S	3	2	1	0.0	0.0	0.0	0.0	0	1	0	0	0	1	0	0	0	0	0	0	0	0	0	0	L	42-52
11/11	at Oregon	S	3	2	1	0.0	0.0	1.0	8.0	0	0	0	0	0	0	0	0	0	0	0	0	0	0	0	0	L	27-36
11/18	UCLA	S	6	4	2	0.0	0.0	0.5	1.0	0	0	0	0	0	2	0	0	0	0	0	0	0	0	0	0	L	20-38
12/27	Louisville	P	0	0	0	0.0	0.0	0.0	0.0	0	0	0	0	0	0	0	0	0	0	0	0	0	0	0	0	W	42-28
2023 TOTALS		13-8	37	27	10	0.0	0.0	2.5	10.0	0	2	23	23	0	9	0	0	0	0	0	0	0	0	0	8-5		





JUSTYN ROSS



WIDE RECEIVER #8
CLEMSON

3RD YEAR IN THE NFL

3RD YEAR WITH THE CHIEFS

HEIGHT: 6'4"
WEIGHT: 210 LBS
DRAFTED: CFA-22
BIRTHDAY: 12/15/99

- 👁️ Ross enters his third season with the Chiefs in 2024.
- 👁️ Originally entered the NFL as an undrafted free agent with the Kansas City Chiefs in 2022.

Transactions:

Originally entered the NFL as an undrafted free agent with the Kansas City Chiefs in 2022.

COLLEGE

Played three seasons at Clemson (2018-19, 21) ... Played in 39 games, logging 158 catches for 2,379 yards and 20 touchdowns ... Made an inspiring comeback from a career-threatening spinal condition and was named one of two recipients of the ACC's Brian Piccolo Award, which is presented annually to the conference's most courageous player(s) ... Recorded team highs in receptions (46) and receiving yards (514) while adding three receiving touchdowns over 471 snaps in 10 games (all starts) ... Voted as a permanent team captain his senior year.

PERSONAL

- 👁️ Had 37 receptions for 730 yards and 13 touchdowns as a senior, leading his team to a 12-1 record and the state semifinals.
- 👁️ Had 14 punt returns for 383 yards and two touchdowns as a senior.
- 👁️ AAAAAAA back-of-the-year, first-team All-State and finalist for Mr. Football as a senior.
- 👁️ Played basketball at Central High School.

JUSTYN ROSS' NFL REGULAR SEASON RUSHING/RECEIVING STATISTICS

DATE	TEAM	GP	GS	RECEIVING					RUSHING				
				NO.	YDS.	AVG.	LG	TD	NO.	YDS.	AVG.	LG	TD
2022	Chiefs	0	0	0	0	0.0	0	0	0	0	0.0	0	0
2023	Chiefs	10	1	6	53	8.8	20	0	0	0	0.0	0	0
NFL TOTALS		10	1	6	53	8.8	20	0	0	0	0.0	0	0

JUSTYN ROSS' NFL POSTSEASON RUSHING/RECEIVING STATISTICS

DATE	TEAM	GP	GS	RECEIVING					RUSHING				
				NO.	YDS.	AVG.	LG	TD	NO.	YDS.	AVG.	LG	TD
2022	Chiefs	0	0	0	0	0.0	0	0	0	0	0.0	0	0
2023	Chiefs	2	0	0	0	0.0	0	0	0	0	0.0	0	0
NFL TOTALS		2	0	0	0	0.0	0	0	0	0	0.0	0	0

JUSTYN ROSS' NFL REGULAR SEASON RETURN STATISTICS

DATE	TEAM	KICKOFF RETURNS					PUNT RETURNS					
		RET.	YDS.	AVG.	LG	TD	NO.	FC	YDS.	AVG.	LG	TD
2022	Chiefs	0	0	0.0	0	0	0	0	0	0.0	0	0
2023	Chiefs	0	0	0.0	0	0	0	0	0	0.0	0	0
NFL TOTALS		0	0	0.0	0	0	0	0	0	0.0	0	0

JUSTYN ROSS' NFL POSTSEASON RETURN STATISTICS

DATE	TEAM	KICKOFF RETURNS					PUNT RETURNS					
		RET.	YDS.	AVG.	LG	TD	NO.	FC	YDS.	AVG.	LG	TD
2022	Chiefs	0	0	0.0	0	0	0	0	0	0.0	0	0
2023	Chiefs	0	0	0.0	0	0	0	0	0	0.0	0	0
NFL TOTALS		0	0	0.0	0	0	0	0	0	0.0	0	0



SINGLE-GAME HIGHS: RECEIVING

Receptions

2 at L.A. Chargers, Jan 07, 2024
 2 at Minnesota, Oct 08, 2023
 1 vs. Las Vegas, Dec 25, 2023
 1 vs. Detroit, Sep 07, 2023

Longest Receptions

20 at Minnesota, Oct 08, 2023
 10 at L.A. Chargers, Jan 07, 2024
 8 at Minnesota, Oct 08, 2023
 7 at L.A. Chargers, Jan 07, 2024
 6 vs. Detroit, Sep 07, 2023

Receiving Yards

28 at Minnesota, Oct 08, 2023
 17 at L.A. Chargers, Jan 07, 2024
 6 vs. Detroit, Sep 07, 2023
 2 vs. Las Vegas, Dec 25, 2023

All-Purpose Yards

28 at Minnesota, Oct 08, 2023
 17 at L.A. Chargers, Jan 07, 2024
 6 vs. Detroit, Sep 07, 2023
 2 vs. Las Vegas, Dec 25, 2023

2022 GAME-BY-GAME REGULAR-SEASON STATISTICS (CHIEFS)

DATE	OPPONENT	P/S	RECEIVING					RUSHING					W/L	SCORE
			NO.	YDS.	AVG.	LG	TD	NO.	YDS.	AVG.	LG	TD		
09/11	at Cardinals												W	44-21
09/15	Chargers												W	27-24
09/25	at Colts												L	17-20
10/02	at Buccaneers												W	41-31
10/10	Raiders												W	30-29
10/16	Bills												L	20-24
10/23	at 49ers												W	44-23
11/06	Titans												W	20-17+
11/13	Jaguars												W	27-17
11/20	at Chargers												W	30-27
11/27	Rams												W	26-10
12/04	at Bengals												L	24-27
12/11	at Broncos												W	34-28
12/18	at Texans												W	30-24+
12/24	Seahawks												W	24-10
01/01	Broncos												W	27-24
01/07	at Raiders												W	31-13
2022 TOTALS		0-0	0	0	0.0	0	0	0	0	0.0	0	0	0	14-3

+ - Overtime

2023 GAME-BY-GAME REGULAR-SEASON STATISTICS (CHIEFS)

DATE	OPPONENT	P/S	RECEIVING					RUSHING					W/L	SCORE
			NO.	YDS.	AVG.	LG	TD	NO.	YDS.	AVG.	LG	TD		
09/07	Lions	P	1	6	6.0	6	0	0	0	0.0	0	0	L	20-21
09/17	at Jaguars	P	0	0	0.0	0	0	0	0	0.0	0	0	W	17-9
09/24	Bears	P	0	0	0.0	0	0	0	0	0.0	0	0	W	41-10
10/01	at Jets	P	0	0	0.0	0	0	0	0	0.0	0	0	W	23-20
10/08	at Vikings	P	2	28	14.0	20	0	0	0	0.0	0	0	W	27-20
10/12	Broncos	P	0	0	0.0	0	0	0	0	0.0	0	0	W	19-8
10/22	Chargers	P	0	0	0.0	0	0	0	0	0.0	0	0	W	31-17
10/29	at Broncos												L	9-24
11/05	Dolphins												W	21-14
11/20	Eagles												L	17-21
11/26	at Raiders												W	31-17
12/03	at Packers												L	19-27
12/10	Bills												L	17-20
12/17	at Patriots												W	27-17
12/25	Raiders	P	1	2	2.0	2	0	0	0	0.0	0	0	L	14-20
12/31	Bengals	P	0	0	0.0	0	0	0	0	0.0	0	0	W	25-17
01/07	at Chargers	S	2	17	8.5	10	0	0	0	0.0	0	0	W	13-12
2023 TOTALS		10-1	6	53	8.8	20	0	0	0	0.0	0	0	11-6	

2022 GAME-BY-GAME POSTSEASON STATISTICS (CHIEFS)

DATE	OPPONENT	P/S	RECEIVING					RUSHING					W/L	SCORE
			NO.	YDS.	AVG.	LG	TD	NO.	YDS.	AVG.	LG	TD		
01/21	Jaguars												W	27-20
01/29	Bengals												W	23-20
02/12	at Eagles												W	38-35
2022 TOTALS		0-0	0	0	0.0	0	0	0	0	0.0	0	0	3-0	

2023 GAME-BY-GAME POSTSEASON STATISTICS (CHIEFS)

DATE	OPPONENT	P/S	RECEIVING					RUSHING					W/L	SCORE
			NO.	YDS.	AVG.	LG	TD	NO.	YDS.	AVG.	LG	TD		
01/13	Dolphins												W	26-7
01/21	at Bills	P	0	0	0.0	0	0	0	0	0.0	0	0	W	27-24
01/28	at Ravens	P	0	0	0.0	0	0	0	0	0.0	0	0	W	17-10
02/11	49ers												W	25-22+
2023 TOTALS		2-0	0	0	0.0	0	0	0	0	0.0	0	0	4-0	

+ - Overtime





KYLE SHEETS

WIDE RECEIVER #26
SLIPPERY ROCK



ROOKIE

HEIGHT: 6'4"
WEIGHT: 220 LBS
BIRTHDAY: 9/24/00

- 👁️ Sheets enters his first season with the Chiefs in 2024.
- 👁️ Originally entered the NFL as an undrafted free agent with the New Orleans Saints in 2024.

Transactions: Signed by the Chiefs (7/17/24) ... Originally entered the NFL as an undrafted free agent with the New Orleans Saints in 2024.

COLLEGE

Played four years (2019, 2021-23) for Slippery Rock (Ark.) ... 2020 season was cancelled due to COVID-19 ... In 2023, started in all 14 games ... Was a consensus All-American ... Named a team captain ... Had 76 catches for 1,186 yards and 17 touchdowns ... Ranked third in the nation in TD receptions and sixth in receiving yards ... In 2022, started all 12 games played ... Was second-team All-PSAC West honoree ... Had 54 receptions for 887 yards and nine TDs ... Had at least one reception in 11-of-12 games ... Played 12 games in 2019 with five starts ... Hauled in 23 receptions for 357 yards and three TDs ... Appeared in 13 games in 2019 ... Left Slippery Rock with the third-most career touchdown receptions and fourth-most career receiving yards in program history.

PERSONAL

- 👁️ Was a four-year letter winner in both football and basketball at Conneaut Area Senior High School.
- 👁️ Played quarterback and wide receiver in high school.



TREY SMITH



GUARD #65
TENNESSEE

4TH YEAR IN THE NFL

4TH YEAR WITH THE CHIEFS

HEIGHT: 6'6"
WEIGHT: 321 LBS
DRAFTED: D6-21
BIRTHDAY: 6/16/99

- Smith enters his fourth season with the Chiefs in 2024.
- Originally entered the NFL as a sixth-round pick (226th overall) by the Chiefs in the 2021 NFL Draft.

Career Highlights:

As a rookie, Smith and C Creed Humphrey started all 17 regular season games in 2021, becoming the 17th and 18th players in franchise history to start all regular season games in their rookie season. Humphrey and Smith are the third pair of teammates to both start all regular season games in their rookie campaign, joining DE Sylvester Hicks and DE Art Still (16 games, 1978) and CB Brandon Carr and DL Glenn Dorsey (16 games, 2008). S Juan Thornhill was the last player to start all games in his rookie season, starting all 16 games in 2019.

Postseason Career Highlights:

- Allowed no sacks on QB Patrick Mahomes through the first two games of the 2023 playoffs, the Wild Card Game against Miami and the Divisional Round Game in Buffalo.
- Did not allow a sack on QB Patrick Mahomes in Super Bowl LVII against the Philadelphia Eagles who recorded the most sacks in the regular season (70.0).

Honors:

- 2021 PFWA All-Rookie Team.

Transactions:

Originally entered the NFL as a sixth-round pick (226th overall) by the Kansas City Chiefs in the 2021 NFL Draft.

COLLEGE

Appeared in 42 games with 41 starts, concluding his career with 22 straight starts with Tennessee (2017-20) ... Saw action on over 2,500 career offensive snaps and allowed only one sack in his final two seasons ... As a senior in 2020, started all 10 games for the Vols at left guard during the unique COVID-19 season earning second-team All-America status in the process and first-team All-SEC honors for the second straight year ... Became Tennessee's first All-America recipient since Derek Barnett was named to the FWAA's second-team in 2016 ... Also was the first Vol offensive lineman to be tabbed a first- or second-team All-American by any outlet since Anthony Parker in 2007 ... Played 664 offensive snaps during the season and allowed only one sack ... Became the first Vol true freshman to start at left tackle in over 30 years en route to Freshman All-America honors ... Off the field, was a leader in the community, spearheading charity drives and was recipient of the 2019 Jason Witten Collegiate Man of the Year ... Two-time SEC Community Service Team representative.

PERSONAL

- Earned All-State honors from 2015-17 while attending University School in Jackson, Tenn.
- Winner of the 2016 Bobby Dodd Award by the Touchdown Club of Atlanta.
- 2017 Under Armour All-American and 2016 USA Today/American Family Insurance All-USA first-team.
- 2016 MaxPreps Football All-American first-team offense.
- Two-time Tennessee Mr. Football, two-time District Offensive Lineman of the Year and two-time Tennessee Player of the Year.
- Hometown: Jackson, Tenn.

TREY SMITH'S NFL REGULAR SEASON STATISTICS

DATE	TEAM	GP	GS
2021	Chiefs	17	17
2022	Chiefs	16	16
2023	Chiefs	17	17
NFL TOTALS		50	50



TREY SMITH'S NFL POSTSEASON STATISTICS

DATE	TEAM	GP	GS
2021	Chiefs	3	3
2022	Chiefs	3	3
2023	Chiefs	4	4
NFL TOTALS		10	10

2021 GAME-BY-GAME REGULAR-SEASON STATISTICS (CHIEFS)

DATE	OPPONENT	P/S	W/L	SCORE
09/12	Browns	S	W	33-29
09/19	at Ravens	S	L	35-36
09/26	Chargers	S	L	24-30
10/03	at Eagles	S	W	42-30
10/10	Bills	S	L	20-38
10/17	at Football Team	S	W	31-13
10/24	at Titans	S	L	3-27
11/01	Giants	S	W	20-17
11/07	Packers	S	W	13-7
11/14	at Raiders	S	W	41-14
11/21	Cowboys	S	W	19-9
12/05	Broncos	S	W	22-9
12/12	Raiders	S	W	48-9
12/16	at Chargers	S	W	34-28+
12/26	Steelers	S	W	36-10
01/02	at Bengals	S	L	31-34
01/08	at Broncos	S	W	28-24
2021 TOTALS		17-17	12-5	

+ - Overtime

2022 GAME-BY-GAME REGULAR-SEASON STATISTICS (CHIEFS)

DATE	OPPONENT	P/S	W/L	SCORE
09/11	at Cardinals	S	W	44-21
09/15	Chargers	S	W	27-24
09/25	at Colts	S	L	17-20
10/02	at Buccaneers	S	W	41-31
10/10	Raiders	INACTIVE	W	30-29
10/16	Bills	S	L	20-24
10/23	at 49ers	S	W	44-23
11/06	Titans	S	W	20-17+
11/13	Jaguars	S	W	27-17
11/20	at Chargers	S	W	30-27
11/27	Rams	S	W	26-10
12/04	at Bengals	S	L	24-27
12/11	at Broncos	S	W	34-28
12/18	at Texans	S	W	30-24+
12/24	Seahawks	S	W	24-10
01/01	Broncos	S	W	27-24
01/07	at Raiders	S	W	31-13
2022 TOTALS		16-16	14-3	

+ - Overtime

2023 GAME-BY-GAME REGULAR-SEASON STATISTICS (CHIEFS)

DATE	OPPONENT	P/S	W/L	SCORE
09/07	Lions	S	L	20-21
09/17	at Jaguars	S	W	17-9
09/24	Bears	S	W	41-10
10/01	at Jets	S	W	23-20
10/08	at Vikings	S	W	27-20
10/12	Broncos	S	W	19-8
10/22	Chargers	S	W	31-17
10/29	at Broncos	S	L	9-24
11/05	Dolphins	S	W	21-14
11/20	Eagles	S	L	17-21
11/26	at Raiders	S	W	31-17
12/03	at Packers	S	L	19-27
12/10	Bills	S	L	17-20
12/17	at Patriots	S	W	27-17
12/25	Raiders	S	L	14-20
12/31	Bengals	S	W	25-17
01/07	at Chargers	S	W	13-12
2023 TOTALS		17-17	11-6	



2021 GAME-BY-GAME POSTSEASON STATISTICS (CHIEFS)

DATE	OPPONENT	P/S	W/L	SCORE
01/16	Steelers	S	W	42-21
01/23	Bills	S	W	42-36+
01/30	Bengals	S	L	24-27+
2021 TOTALS		3-3	2-1	

+ - Overtime

2022 GAME-BY-GAME POSTSEASON STATISTICS (CHIEFS)

DATE	OPPONENT	P/S	W/L	SCORE
01/21	Jaguars	S	W	27-20
01/29	Bengals	S	W	23-20
02/12	at Eagles	S	W	38-35
2022 TOTALS		3-3	3-0	

2023 GAME-BY-GAME POSTSEASON STATISTICS (CHIEFS)

DATE	OPPONENT	P/S	W/L	SCORE
01/13	Dolphins	S	W	26-7
01/21	at Bills	S	W	27-24
01/28	at Ravens	S	W	17-10
02/11	49ers	S	W	25-22+
2023 TOTALS		4-4	4-0	

+ - Overtime



IRV SMITH JR.

TIGHT END #82
ALABAMA



6TH YEAR IN THE NFL

1ST YEAR WITH THE CHIEFS

HEIGHT: 6'2"
WEIGHT: 240 LBS
DRAFTED: FA-24
BIRTHDAY: 8/9/98

- Smith enters his first season with the Chiefs in 2024.
- Originally entered the NFL as a second-round draft pick (50th overall) by the Minnesota Vikings in the 2019 NFL Draft.

Transactions: Signed with Kansas City (3/13/24) ... Signed with Cincinnati (3/30/23) ... Re-signed with Minnesota (5/2/19) ... Originally entered the NFL as a second-round draft pick (50th overall) by the Minnesota Vikings in the 2019 NFL Draft.

COLLEGE

Played three years at Alabama (2016-18) ... Played in 38 games with 14 starts ... Totaled 58 catches for 838 yards (14.4 yards per game) ... Had 10 career touchdowns ... Played in 15 games his junior year (2018) ... Totaled 44 receptions for 710 yards ... Averaged 16.1 yards per reception ... Was selected as an offensive player of the week by the Alabama coaching staff after Texas A&M game ... Was named second-team All-SEC by league coaches in 2018 ... Named second-team All-American by American Football Coaches Association (AFCA) in 2018 ... Set program record for receiving touchdowns (seven) in 2018 ... Played 14 games in 2017 with four starts ... Hauled in 14 catches for 128 yards and three touchdowns ... Was selected by the Alabama coaching staff as an offensive player of the week after LSU game ... Played in nine games as a freshman but did not record any stats.

PERSONAL

- Attended Brother Martin High School in New Orleans.
- Caught 31 passes for 558 yards and four TDs as a senior (2015).
- Earned 5A All-State honorable mention selection.
- Father, Irv Smith, played seven seasons in the NFL (1993-99).
- Uncle, Ed Smith, played three years in the NFL (1997-99).

REGULAR SEASON COMPARISON: RECEIVING - JACKSONVILLE JAGUARS

DATE	OPP	W/L	GP/GS	REC	YDS.	AVG.	TD	LG	TGTS	YAC
12/4/23	CIN @ JAX	W	S	0	0	0	0	0	0	0
TOTALS			1/0	1/1	0	0	0	0	0	0

IRV SMITH JR.'S NFL REGULAR SEASON RUSHING/RECEIVING STATISTICS

DATE	TEAM	GP	GS	RECEIVING					RUSHING				
				NO.	YDS.	AVG.	LG	TD	NO.	YDS.	AVG.	LG	TD
2019	Vikings	16	7	36	311	8.6	29	2	0	0	0.0	0	0
2020	Vikings	13	7	30	365	12.2	36	5	0	0	0.0	0	0
2021	Vikings	0	0	0	0	0.0	0	0	0	0	0.0	0	0
2022	Vikings	8	1	25	182	7.3	17	2	0	0	0.0	0	0
2023	Bengals	12	6	18	115	6.4	14	1	0	0	0.0	0	0
NFL TOTALS		49	21	109	973	8.9	36	10	0	0	0.0	0	0

IRV SMITH JR.'S NFL POSTSEASON RUSHING/RECEIVING STATISTICS

DATE	TEAM	GP	GS	RECEIVING					RUSHING				
				NO.	YDS.	AVG.	LG	TD	NO.	YDS.	AVG.	LG	TD
2019	Vikings	2	1	3	39	13.0	21	0	0	0	0.0	0	0
2022	Vikings	1	0	1	3	3.0	3t	1	0	0	0.0	0	0
NFL TOTALS		3	1	4	42	10.5	21	1	0	0	0.0	0	0



IRV SMITH JR.'S NFL REGULAR SEASON RETURN STATISTICS

DATE	TEAM	KICKOFF RETURNS					PUNT RETURNS					
		RET.	YDS.	AVG.	LG	TD	NO.	FC	YDS.	AVG.	LG	TD
2019	Vikings	0	0	0.0	0	0	0	0	0	0.0	0	0
2020	Vikings	0	0	0.0	0	0	0	0	0	0.0	0	0
2021	Vikings	0	0	0.0	0	0	0	0	0	0.0	0	0
2022	Vikings	0	0	0.0	0	0	0	0	0	0.0	0	0
2023	Bengals	0	0	0.0	0	0	0	0	0	0.0	0	0
NFL TOTALS		0	0	0.0	0	0	0	0	0	0.0	0	0

IRV SMITH JR.'S NFL POSTSEASON RETURN STATISTICS

DATE	TEAM	KICKOFF RETURNS					PUNT RETURNS					
		RET.	YDS.	AVG.	LG	TD	NO.	FC	YDS.	AVG.	LG	TD
2019	Vikings	0	0	0.0	0	0	0	0	0	0.0	0	0
2022	Vikings	0	0	0.0	0	0	0	0	0	0.0	0	0
NFL TOTALS		0	0	0.0	0	0	0	0	0	0.0	0	0

SINGLE-GAME HIGHS: RECEIVING

Receptions	6 at New Orleans, Dec 25, 2020 5 at Philadelphia, Sep 19, 2022 5 at Dallas, Nov 10, 2019 5 at Detroit, Oct 20, 2019 4 at San Francisco, Oct 29, 2023 ...7 more at 4.	All-Purpose Yards	64 at Seattle, Oct 11, 2020 63 at Tampa Bay, Dec 13, 2020 60 at Detroit, Oct 20, 2019 60 vs. Oakland, Sep 22, 2019 55 vs. Atlanta, Oct 18, 2020
Receiving Yards	64 at Seattle, Oct 11, 2020 63 at Tampa Bay, Dec 13, 2020 60 at Detroit, Oct 20, 2019 60 vs. Oakland, Sep 22, 2019 55 vs. Atlanta, Oct 18, 2020	Special Teams Tackles	1 vs. Atlanta, Oct 18, 2020 1 at Chicago, Sep 29, 2019
Receiving Average	20.0 vs. Oakland, Sep 22, 2019 16.0 at Seattle, Oct 11, 2020 15.8 at Tampa Bay, Dec 13, 2020 13.8 vs. Atlanta, Oct 18, 2020 12.3 vs. Chicago, Dec 20, 2020	Most TDs	2 at New Orleans, Dec 25, 2020 2 vs. Detroit, Nov 08, 2020 1 vs. Buffalo, Nov 05, 2023 1 at Miami, Oct 16, 2022 ...4 more at 1.
Longest Receptions	36 vs. Atlanta, Oct 18, 2020 29 vs. Philadelphia, Oct 13, 2019 28 at Detroit, Oct 20, 2019 26 vs. Oakland, Sep 22, 2019 25 at Detroit, Jan 03, 2021 ...2 more at 25.	Miscellaneous Tackles	1 vs. Minnesota, Dec 16, 2023 1 at Jacksonville, Dec 04, 2023 1 at Philadelphia, Sep 19, 2022 ...1 more at 1.
Receiving TDs	2 at New Orleans, Dec 25, 2020 2 vs. Detroit, Nov 08, 2020 1 vs. Buffalo, Nov 05, 2023 1 at Miami, Oct 16, 2022 ...4 more at 1.		

SINGLE-GAME HIGHS - POSTSEASON: RECEIVING

Receptions	3 at San Francisco, Jan 11, 2020 1 vs. N.Y. Giants, Jan 15, 2023	Receiving TDs	1 vs. N.Y. Giants, Jan 15, 2023
Receiving Yards	39 at San Francisco, Jan 11, 2020 3 vs. N.Y. Giants, Jan 15, 2023	All-Purpose Yards	39 at San Francisco, Jan 11, 2020 3 vs. N.Y. Giants, Jan 15, 2023
Receiving Average	13.0 at San Francisco, Jan 11, 2020	Most TDs	1 vs. N.Y. Giants, Jan 15, 2023
Longest Receptions	21 at San Francisco, Jan 11, 2020 15 at San Francisco, Jan 11, 2020 3t vs. N.Y. Giants, Jan 15, 2023 3 at San Francisco, Jan 11, 2020		



2019 GAME-BY-GAME REGULAR-SEASON STATISTICS (VIKINGS)

DATE	OPPONENT	P/S	RECEIVING					RUSHING					W/L	SCORE
			NO.	YDS.	AVG.	LG	TD	NO.	YDS.	AVG.	LG	TD		
09/08	Falcons	P	0	0	0.0	0	0	0	0	0.0	0	0	W	28-12
09/15	at Packers	S	1	-1	-1.0	-1	0	0	0	0.0	0	0	L	16-21
09/22	Raiders	P	3	60	20.0	26	0	0	0	0.0	0	0	W	34-14
09/29	at Bears	P	1	5	5.0	5	0	0	0	0.0	0	0	L	6-16
10/06	at Giants	S	0	0	0.0	0	0	0	0	0.0	0	0	W	28-10
10/13	Eagles	S	2	29	14.5	29	0	0	0	0.0	0	0	W	38-20
10/20	at Lions	S	5	60	12.0	28	0	0	0	0.0	0	0	W	42-30
10/24	Redskins	S	3	21	7.0	11	0	0	0	0.0	0	0	W	19-9
11/03	at Chiefs	P	4	33	8.3	21	0	0	0	0.0	0	0	L	23-26
11/10	at Cowboys	S	5	34	6.8	9	0	0	0	0.0	0	0	W	28-24
11/17	Broncos	P	3	20	6.7	10t	1	0	0	0.0	0	0	W	27-23
12/02	at Seahawks	P	1	6	6.0	6	0	0	0	0.0	0	0	L	30-37
12/08	Lions	S	3	21	7.0	13	0	0	0	0.0	0	0	W	20-7
12/15	at Chargers	P	2	8	4.0	7	1	0	0	0.0	0	0	W	39-10
12/23	Packers	P	2	4	2.0	5	0	0	0	0.0	0	0	L	10-23
12/29	Bears	P	1	11	11.0	11	0	0	0	0.0	0	0	L	19-21
2019 TOTALS		16-7	36	311	8.6	29	2	0	0	0.0	0	0	10-6	

2020 GAME-BY-GAME REGULAR-SEASON STATISTICS (VIKINGS)

DATE	OPPONENT	P/S	RECEIVING					RUSHING					W/L	SCORE
			NO.	YDS.	AVG.	LG	TD	NO.	YDS.	AVG.	LG	TD		
09/13	Packers	P	1	11	11.0	11	0	0	0	0.0	0	0	L	34-43
09/20	at Colts	S	1	3	3.0	3	0	0	0	0.0	0	0	L	11-28
09/27	Titans	P	0	0	0.0	0	0	0	0	0.0	0	0	L	30-31
10/04	at Texans	P	0	0	0.0	0	0	0	0	0.0	0	0	W	31-23
10/11	at Seahawks	S	4	64	16.0	25	0	0	0	0.0	0	0	L	26-27
10/18	Falcons	S	4	55	13.8	36	0	0	0	0.0	0	0	L	23-40
11/01	at Packers	P	1	16	16.0	16	0	0	0	0.0	0	0	W	28-22
11/08	Lions	P	2	10	5.0	9t	2	0	0	0.0	0	0	W	34-20
11/16	at Bears												W	19-13
11/22	Cowboys	S	2	23	11.5	12	0	0	0	0.0	0	0	L	28-31
11/29	Panthers												W	28-27
12/06	Jaguars												W	27-24+
12/13	at Buccaneers	P	4	63	15.8	25	1	0	0	0.0	0	0	L	14-26
12/20	Bears	S	3	37	12.3	21	0	0	0	0.0	0	0	L	27-33
12/25	at Saints	S	6	53	8.8	14	2	0	0	0.0	0	0	L	33-52
01/03	at Lions	S	2	30	15.0	25	0	0	0	0.0	0	0	W	37-35
2020 TOTALS		13-7	30	365	12.2	36	5	0	0	0.0	0	0	7-9	

+ - Overtime

2021 GAME-BY-GAME REGULAR-SEASON STATISTICS (VIKINGS)

DATE	OPPONENT	P/S	RECEIVING					RUSHING					W/L	SCORE
			NO.	YDS.	AVG.	LG	TD	NO.	YDS.	AVG.	LG	TD		
09/12	at Bengals												L	24-27+
09/19	at Cardinals												L	33-34
09/26	Seahawks												W	30-17
10/03	Browns												L	7-14
10/10	Lions												W	19-17
10/17	at Panthers												W	34-28+
10/31	Cowboys												L	16-20
11/07	at Ravens												L	31-34+
11/14	at Chargers												W	27-20
11/21	Packers												W	34-31
11/28	at 49ers												L	26-34
12/05	at Lions												L	27-29
12/09	Steelers												W	36-28
12/20	at Bears												W	17-9
12/26	Rams												L	23-30
01/02	at Packers												L	10-37
01/09	Bears												W	31-17
2021 TOTALS		0-0	0	0	0.0	0	0	0	0	0.0	0	0	8-9	

+ - Overtime



2022 GAME-BY-GAME REGULAR-SEASON STATISTICS (VIKINGS)

DATE	OPPONENT	P/S	RECEIVING					RUSHING					W/L	SCORE	
			NO.	YDS.	AVG.	LG	TD	NO.	YDS.	AVG.	LG	TD			
09/11	Packers	P	0	0	0.0	0	0	0	0	0.0	0	0	0	W	23-7
09/19	at Eagles	P	5	36	7.2	15	1	0	0	0.0	0	0	0	L	7-24
09/25	Lions	P	2	32	16.0	17	0	0	0	0.0	0	0	0	W	28-24
10/02	at Saints	P	3	23	7.7	10	0	0	0	0.0	0	0	0	W	28-25
10/09	Bears	P	4	42	10.5	15	0	0	0	0.0	0	0	0	W	29-22
10/16	at Dolphins	P	4	7	1.8	4	1	0	0	0.0	0	0	0	W	24-16
10/30	Cardinals	P	4	28	7.0	11	0	0	0	0.0	0	0	0	W	34-26
11/06	at Commanders													W	20-17
11/13	at Bills													W	33-30+
11/20	Cowboys													L	3-40
11/24	Patriots													W	33-26
12/04	Jets													W	27-22
12/11	at Lions													L	23-34
12/17	Colts													W	39-36+
12/24	Giants													W	27-24
01/01	at Packers													L	17-41
01/08	at Bears													W	29-13
2022 TOTALS		7-0	22	168	7.6	17	2	0	0	0.0	0	0	0	13-4	

+ - Overtime

2023 GAME-BY-GAME REGULAR-SEASON STATISTICS (BENGALS)

DATE	OPPONENT	P/S	RECEIVING					RUSHING					W/L	SCORE	
			NO.	YDS.	AVG.	LG	TD	NO.	YDS.	AVG.	LG	TD			
09/10	at Browns	S	3	17	5.7	8	0	0	0	0.0	0	0	0	L	3-24
09/17	Ravens	S	2	10	5.0	6	0	0	0	0.0	0	0	0	L	24-27
09/25	Rams													W	19-16
10/01	at Titans													L	3-27
10/08	at Cardinals	S	0	0	0.0	0	0	0	0	0.0	0	0	0	W	34-20
10/15	Seahawks	S	1	5	5.0	5	0	0	0	0.0	0	0	0	W	17-13
10/29	at 49ers	S	4	25	6.3	11	0	0	0	0.0	0	0	0	W	31-17
11/05	Bills	P	3	26	8.7	11	1	0	0	0.0	0	0	0	W	24-18
11/12	Texans	P	1	6	6.0	6	0	0	0	0.0	0	0	0	L	27-30
11/16	at Ravens	P	0	0	0.0	0	0	0	0	0.0	0	0	0	L	20-34
11/26	Steelers	P	2	8	4.0	6	0	0	0	0.0	0	0	0	L	10-16
12/04	at Jaguars	S	0	0	0.0	0	0	0	0	0.0	0	0	0	W	34-31+
12/10	Colts	P	0	0	0.0	0	0	0	0	0.0	0	0	0	W	34-14
12/16	Vikings	P	2	18	9.0	14	0	0	0	0.0	0	0	0	W	27-24+
12/23	at Steelers													L	11-34
12/31	at Chiefs													L	17-25
01/07	Browns													W	31-14
2023 TOTALS		12-6	18	115	6.4	14	1	0	0	0.0	0	0	0	9-8	

+ - Overtime

2019 GAME-BY-GAME POSTSEASON STATISTICS (VIKINGS)

DATE	OPPONENT	P/S	RECEIVING					RUSHING					W/L	SCORE	
			NO.	YDS.	AVG.	LG	TD	NO.	YDS.	AVG.	LG	TD			
01/05	at Saints	S	0	0	0.0	0	0	0	0	0.0	0	0	0	W	26-20+
01/11	at 49ers	P	3	39	13.0	21	0	0	0	0.0	0	0	0	L	10-27
2019 TOTALS		2-1	3	39	13.0	21	0	0	0	0.0	0	0	0	1-1	

+ - Overtime

2022 GAME-BY-GAME POSTSEASON STATISTICS (VIKINGS)

DATE	OPPONENT	P/S	RECEIVING					RUSHING					W/L	SCORE	
			NO.	YDS.	AVG.	LG	TD	NO.	YDS.	AVG.	LG	TD			
01/15	Giants	P	1	3	3.0	3t	1	0	0	0.0	0	0	0	L	24-31
2022 TOTALS		1-0	1	3	3.0	3T	1	0	0	0.0	0	0	0	0-1	






CARSON STEELE

RUNNING BACK #42

UCLA

ROOKIE

HEIGHT: 6'0"
WEIGHT: 228 LBS
DRAFTED: CFA-24
BIRTHDAY: 10/1/02



- 👁️ Steele enters his first season with the Chiefs in 2024.
- 👁️ Originally entered the NFL as an undrafted free agent with the Kansas City Chiefs in 2024.

Transactions: Originally entered the NFL as an undrafted free agent with the Kansas City Chiefs in 2024.

COLLEGE

Played in 12 games with nine starts during his sole season at UCLA ... Totaled 167 rushes for 847 yards and six touchdowns ... Averaged 5.1 yards per carry ... Added on 17 receptions for 163 yards and two touchdowns ... Played two seasons at Ball State (2021-22) ... Started all 12 games in 2022 ... Had nine 100+ yard games in 2022 and 12 during his time at Ball State ... Rushed for 14 touchdowns in 2022 ... His 1,556 rushing yards ranked ninth nationally and topped the MAC ... In 2021, played in all 13 games as a true freshman ... Totaled 891 rushing yards and six touchdowns ... Added 157 receiving yards on 12 catches and a touchdown reception ... One of just seven true freshman to eclipse 1,000 all-purpose yards ... One of four true freshman in the country to rush for a touchdown in six games during the 2021 season.

PERSONAL

- 👁️ Four-year letterwinner at Center Grove High School.
- 👁️ Named Indiana's Mr. Football in 2020.
- 👁️ Was an All-State selection.
- 👁️ Rushed for 1,659 yards and 31 touchdowns his senior season.
- 👁️ Helped Center Grove to an undefeated season and Class 6A State Championship his senior year.
- 👁️ Broke 16 Center Grove single-season or career records.
- 👁️ Earned All-Conference and Johnson County Player of the Year honors and was a team captain.



KINGSLEY SUAMATAIA

TACKLE #76
BYU

ROOKIE

HEIGHT: 6'4"
WEIGHT: 326 LBS
DRAFTED: D2-24
BIRTHDAY: 1/18/03



- 👁️ Suamataia enters his first season with the Chiefs in 2024.
- 👁️ Originally entered the NFL as a second-round pick (63rd overall) by the Kansas City Chiefs in the 2024 NFL Draft.

Transactions: Originally entered the NFL as a second-round pick (63rd overall) by the Kansas City Chiefs in the 2024 NFL Draft.

COLLEGE

Played two seasons for BYU, starting in 11 games for the Cougars at left tackle ... Played in 12 games (two starts) in 2023 ... Was second-team All Big 12 in 2023 ... Missed the season finale due to injury ... Started 12 games for BYU in 2022 ... Played one season for Oregon (2021) and redshirted his freshman season after playing in two games.

PERSONAL

- 👁️ Rated a five-star recruit in the 2021 class.
- 👁️ Consensus top-40 overall prospect by Rivals (no. 23), 247Sports (no. 36).
- 👁️ Helped Orem High School win four-consecutive state championships (2017-20).
- 👁️ Led Orem High School to a 16-0 state playoff record.



JAWAAN TAYLOR



TACKLE #74
FLORIDA

6TH YEAR IN THE NFL

2ND YEAR WITH THE CHIEFS

HEIGHT: 6'5"
WEIGHT: 330 LBS
DRAFTED: FA-23
BIRTHDAY: 11/25/97

- 👁️ Taylor enters his second season with the Chiefs in 2024.
- 👁️ Originally entered the NFL as a second-round pick (35th overall) by the Jacksonville Jaguars in the 2019 NFL Draft.

Career Highlights:

- 👁️ Surpassed 3,000 consecutive snaps played in Week 15 of the 2021 season while playing Houston.
- 👁️ Part of an offensive line in 2020 that helped rookie RB James Robinson tally the most scrimmage yards (1,414) and the second-most rushing yards (1,070) by an undrafted rookie in NFL history.
- 👁️ In 2019, started in all 16 games, becoming the first Jaguars rookie on offense to start in all 16 games since OL Maurice Williams in 2001.
- 👁️ Part of an offensive line in 2019 that helped RB Leonard

Fournette gain 1,674 yards from scrimmage. Fournette became the only Jaguars player since 2011 to post at least 1,500 scrimmage yards in a single season.

Postseason Career Highlights:

- 👁️ Did not allow a sack on QB Patrick Mahomes through the first two games of the 2023 Playoffs including the Wild Card Game against Miami and the Divisional Round Game in Buffalo en route to the team's Super Bowl LVIII victory over the 49ers.

Transactions

Signed by Kansas City (3/16/23) ... Originally entered the NFL as a second-round pick (35th overall) by the Jacksonville Jaguars in the 2019 NFL Draft.

COLLEGE

Did not miss a game in his three-year career for the Gators, playing in all 37 games with 35 starts (33 at right tackle, two at left tackle) ... Was part of a Gator offensive line in 2018 that allowed 18 sacks, the 20th-fewest in the NCAA and third-fewest in the SEC, garnering second-team All-SEC accolades from Athlon Sports ... Declared for the NFL Draft following his junior season.

PERSONAL

- 👁️ Attended Cocoa (Fla.) High School.
- 👁️ Member of the 2015 Florida Class 4A first-team All-State.
- 👁️ As a senior, helped his team to a 10-3 record and reach the Class 4A State Semifinals.
- 👁️ Son of Robert and Wendy Taylor.
- 👁️ Learned to play the drums in church.
- 👁️ Avid fisherman and caught a 400 lb. goliath grouper while fishing in 2020.

JAWAAN TAYLOR'S NFL REGULAR SEASON STATISTICS

DATE	TEAM	GP	GS
2019	Jaguars	16	16
2020	Jaguars	16	16
2021	Jaguars	17	17
2022	Jaguars	17	17
2023	Chiefs	17	17
NFL TOTALS		83	83

JAWAAN TAYLOR'S NFL POSTSEASON STATISTICS

DATE	TEAM	GP	GS
2022	Jaguars	2	2
2023	Chiefs	4	4
NFL TOTALS		6	6



2019 GAME-BY-GAME REGULAR-SEASON STATISTICS (JAGUARS)

DATE	OPPONENT	P/S	W/L	SCORE
09/08	Chiefs	S	L	26-40
09/15	at Texans	S	L	12-13
09/19	Titans	S	W	20-7
09/29	at Broncos	S	W	26-24
10/06	at Panthers	S	L	27-34
10/13	Saints	S	L	6-13
10/20	at Bengals	S	W	27-17
10/27	Jets	S	W	29-15
11/03	Texans	S	L	3-26
11/17	at Colts	S	L	13-33
11/24	at Titans	S	L	20-42
12/01	Buccaneers	S	L	11-28
12/08	Chargers	S	L	10-45
12/15	at Raiders	S	W	20-16
12/22	at Falcons	S	L	12-24
12/29	Colts	S	W	38-20
2019 TOTALS		16-16	6-10	

2020 GAME-BY-GAME REGULAR-SEASON STATISTICS (JAGUARS)

DATE	OPPONENT	P/S	W/L	SCORE
09/13	Colts	S	W	27-20
09/20	at Titans	S	L	30-33
09/24	Dolphins	S	L	13-31
10/04	at Bengals	S	L	25-33
10/11	at Texans	S	L	14-30
10/18	Lions	S	L	16-34
10/25	at Chargers	S	L	29-39
11/08	Texans	S	L	25-27
11/15	at Packers	S	L	20-24
11/22	Steelers	S	L	3-27
11/29	Browns	S	L	25-27
12/06	at Vikings	S	L	24-27+
12/13	Titans	S	L	10-31
12/20	at Ravens	S	L	14-40
12/27	Bears	S	L	17-41
01/03	at Colts	S	L	14-28
2020 TOTALS		16-16	1-15	

+ - Overtime

2021 GAME-BY-GAME REGULAR-SEASON STATISTICS (JAGUARS)

DATE	OPPONENT	P/S	W/L	SCORE
09/12	at Texans	S	L	21-37
09/19	Broncos	S	L	13-23
09/26	Cardinals	S	L	19-31
09/30	at Bengals	S	L	21-24
10/10	Titans	S	L	19-37
10/17	Dolphins	S	W	23-20
10/31	at Seahawks	S	L	7-31
11/07	Bills	S	W	9-6
11/14	at Colts	S	L	17-23
11/21	49ers	S	L	10-30
11/28	Falcons	S	L	14-21
12/05	at Rams	S	L	7-37
12/12	at Titans	S	L	0-20
12/19	Texans	S	L	16-30
12/26	at Jets	S	L	21-26
01/02	at Patriots	S	L	10-50
01/09	Colts	S	W	26-11
2021 TOTALS		17-17	3-14	



2022 GAME-BY-GAME REGULAR-SEASON STATISTICS (JAGUARS)

DATE	OPPONENT	P/S	W/L	SCORE
09/11	at Commanders	S	L	22-28
09/18	Colts	S	W	24-0
09/25	at Chargers	S	W	38-10
10/02	at Eagles	S	L	21-29
10/09	Texans	S	L	6-13
10/16	at Colts	S	L	27-34
10/23	Giants	S	L	17-23
10/30	Broncos	S	L	17-21
11/06	Raiders	S	W	27-20
11/13	at Chiefs	S	L	17-27
11/27	Ravens	S	W	28-27
12/04	at Lions	S	L	14-40
12/11	at Titans	S	W	36-22
12/18	Cowboys	S	W	40-34+
12/22	at Jets	S	W	19-3
01/01	at Texans	S	W	31-3
01/07	Titans	S	W	20-16
2022 TOTALS		17-17	9-8	

+ - Overtime

2023 GAME-BY-GAME REGULAR-SEASON STATISTICS (CHIEFS)

DATE	OPPONENT	P/S	W/L	SCORE
09/07	Lions	S	L	20-21
09/17	at Jaguars	S	W	17-9
09/24	Bears	S	W	41-10
10/01	at Jets	S	W	23-20
10/08	at Vikings	S	W	27-20
10/12	Broncos	S	W	19-8
10/22	Chargers	S	W	31-17
10/29	at Broncos	S	L	9-24
11/05	Dolphins	S	W	21-14
11/20	Eagles	S	L	17-21
11/26	at Raiders	S	W	31-17
12/03	at Packers	S	L	19-27
12/10	Bills	S	L	17-20
12/17	at Patriots	S	W	27-17
12/25	Raiders	S	L	14-20
12/31	Bengals	S	W	25-17
01/07	at Chargers	S	W	13-12
2023 TOTALS		17-17	11-6	

2022 GAME-BY-GAME POSTSEASON STATISTICS (JAGUARS)

DATE	OPPONENT	P/S	W/L	SCORE
01/14	Chargers	S	W	31-30
01/21	at Chiefs	S	L	20-27
2022 TOTALS		2-2	1-1	

2023 GAME-BY-GAME POSTSEASON STATISTICS (CHIEFS)


DATE	OPPONENT	P/S	W/L	SCORE
01/13	Dolphins	S	W	26-7
01/21	at Bills	S	W	27-24
01/28	at Ravens	S	W	17-10
02/11	49ers	S	W	25-22+
2023 TOTALS		4-4	4-0	

+ - Overtime





KEITH TAYLOR



CORNERBACK #39
WASHINGTON

3RD YEAR IN THE NFL

2ND YEAR WITH THE CHIEFS

HEIGHT: 6'3"
WEIGHT: 195 LBS
DRAFTED: FA-23
BIRTHDAY: 5/3/99

Taylor enters his second season with the Chiefs in 2024. Originally entered the NFL as a fifth-round pick (166th overall) by the Carolina Panthers in the 2021 NFL Draft.

Signed to Kansas City's practice squad (8/31/23) ... Cut by Carolina (8/29/23) ... Originally entered the NFL as a fifth-round pick (166th overall) by the Carolina Panthers in the 2021 NFL Draft.

Transactions:

COLLEGE

Played four seasons at Washington from 2017-20 ... Recorded 91 total tackles in his career at Washington, 3.5 for a loss ... Had 10 passes defended ... Started all 17 games in his last two seasons combined ... A junior in 2019, posted career-highs in total tackles (59), tackles for loss (2.0) and pass breakups (five).

PERSONAL

Attended Servite High School in Long Beach, Calif.
Attended the 2021 Senior Bowl in Alabama.

KEITH TAYLOR'S NFL REGULAR SEASON DEFENSIVE STATISTICS

DATE	TEAM	GP	GS	TACKLES							INTERCEPTIONS					O. FUMB				ST				MISC		
				TK	S	A	TFL	YDS	SK	YDS	QBH	NO	YDS	LG	TD	PD	FF	FR	TD	YDS	TK	S	A	FF	FR	S
2021	Panthers	17	3	37	30	7	1	5	0.0	0.0	0	0	0	0	3	1	0	0	0	1	1	0	0	0	0	0
2022	Panthers	17	2	28	23	5	0	0	0.0	0.0	0	0	0	0	3	0	0	0	0	1	1	0	0	2	0	0
2023	Chiefs	0	0	0	0	0	0	0	0.0	0.0	0	0	0	0	0	0	0	0	0	0	0	0	0	0	0	0
NFL TOTALS		34	5	65	53	12	1	5	0.0	0.0	0	0	0	0	6	1	0	0	0	2	2	0	0	2	0	0

KEITH TAYLOR'S NFL POSTSEASON DEFENSIVE STATISTICS

DATE	TEAM	GP	GS	TACKLES							INTERCEPTIONS					O. FUMB				ST				MISC		
				TK	S	A	TFL	YDS	SK	YDS	QBH	NO	YDS	LG	TD	PD	FF	FR	TD	YDS	TK	S	A	FF	FR	S
2023	Chiefs	0	0	0	0	0	0	0	0.0	0.0	0	0	0	0	0	0	0	0	0	0	0	0	0	0	0	0
NFL TOTALS		0	0	0	0	0	0	0	0.0	0.0	0	0	0	0	0	0	0	0	0	0	0	0	0	0	0	0

SINGLE-GAME HIGHS: DEFENSIVE

Total Tackles	10 vs. Minnesota, Oct 17, 2021 8 vs. Pittsburgh, Dec 18, 2022 6 at L.A. Rams, Oct 16, 2022 6 at New Orleans, Jan 02, 2022 4 at Cincinnati, Nov 06, 2022 ...2 more at 4.	Forced Fumbles	1 vs. Minnesota, Oct 17, 2021
Solo Tackles	10 vs. Minnesota, Oct 17, 2021 6 vs. Pittsburgh, Dec 18, 2022 5 at L.A. Rams, Oct 16, 2022 5 at New Orleans, Jan 02, 2022 4 at Cincinnati, Nov 06, 2022	Tackles For Loss	1 vs. Philadelphia, Oct 10, 2021
Passes Defensed	3 vs. Minnesota, Oct 17, 2021 2 at Atlanta, Oct 30, 2022 1 at Cincinnati, Nov 06, 2022	Special Teams Tackles	1 vs. New Orleans, Sep 19, 2021



2021 GAME-BY-GAME REGULAR-SEASON STATISTICS (PANTHERS)

DATE	OPPONENT	P/S	TACKLES							INTERCEPTIONS					O. FUMB				ST				MISC		W/L	SCORE				
			TK	S	A	SK	YDS	TFL	YDS	QBH	NO	YDS	LG	TD	PD	FF	FR	TD	YDS	TK	S	A	FF	FR			S	A		
09/12	Jets	P	0	0	0	0.0	0.0	0	0	0	0	0	0	0	0	0	0	0	0	0	0	0	0	0	0	0	W	19-14		
09/19	Saints	P	0	0	0	0.0	0.0	0	0	0	0	0	0	0	0	0	0	0	0	1	1	0	0	0	0	0	W	26-7		
09/23	at Texans	P	0	0	0	0.0	0.0	0	0	0	0	0	0	0	0	0	0	0	0	0	0	0	0	0	0	W	24-9			
10/03	at Cowboys	P	0	0	0	0.0	0.0	0	0	0	0	0	0	0	0	0	0	0	0	0	0	0	0	0	0	L	28-36			
10/10	Eagles	P	4	3	1	0.0	0.0	1	5	0	0	0	0	0	0	0	0	0	0	0	0	0	0	0	0	L	18-21			
10/17	Vikings	P	10	10	0	0.0	0.0	0	0	0	0	0	0	0	3	1	0	0	0	0	0	0	0	0	0	L	28-34+			
10/24	at Giants	P	3	2	1	0.0	0.0	0	0	0	0	0	0	0	0	0	0	0	0	0	0	0	0	0	0	L	3-25			
10/31	at Falcons	S	2	2	0	0.0	0.0	0	0	0	0	0	0	0	0	0	0	0	0	0	0	0	0	0	0	W	19-13			
11/07	Patriots	S	2	1	1	0.0	0.0	0	0	0	0	0	0	0	0	0	0	0	0	0	0	0	0	0	0	L	6-24			
11/14	at Cardinals	P	2	2	0	0.0	0.0	0	0	0	0	0	0	0	0	0	0	0	0	0	0	0	0	0	0	W	34-10			
11/21	Football Team	P	0	0	0	0.0	0.0	0	0	0	0	0	0	0	0	0	0	0	0	0	0	0	0	0	0	L	21-27			
11/28	at Dolphins	P	0	0	0	0.0	0.0	0	0	0	0	0	0	0	0	0	0	0	0	0	0	0	0	0	0	L	10-33			
12/12	Falcons	P	1	0	1	0.0	0.0	0	0	0	0	0	0	0	0	0	0	0	0	0	0	0	0	0	0	L	21-29			
12/19	at Bills	P	0	0	0	0.0	0.0	0	0	0	0	0	0	0	0	0	0	0	0	0	0	0	0	0	0	L	14-31			
12/26	Buccaneers	P	3	3	0	0.0	0.0	0	0	0	0	0	0	0	0	0	0	0	0	0	0	0	0	0	0	L	6-32			
01/02	at Saints	S	6	5	1	0.0	0.0	0	0	0	0	0	0	0	0	0	0	0	0	0	0	0	0	0	0	L	10-18			
01/09	at Buccaneers	P	4	2	2	0.0	0.0	0	0	0	0	0	0	0	0	0	0	0	0	0	0	0	0	0	0	L	17-41			
2021 TOTALS			17-3	37	30	7	0.0	0.0	1	5	0	0	0	0	0	3	1	0	0	0	1	1	0	0	0	0	0	0	0	5-12

+ - Overtime

2022 GAME-BY-GAME REGULAR-SEASON STATISTICS (PANTHERS)

DATE	OPPONENT	P/S	TACKLES							INTERCEPTIONS					O. FUMB				ST				MISC		W/L/T	SCORE			
			TK	S	A	SK	YDS	TFL	YDS	QBH	NO	YDS	LG	TD	PD	FF	FR	TD	YDS	TK	S	A	FF	FR			S	A	
09/11	Browns	P	0	0	0	0.0	0.0	0	0	0	0	0	0	0	0	0	0	0	0	0	0	0	0	0	0	L	24-26		
09/18	at Giants	P	0	0	0	0.0	0.0	0	0	0	0	0	0	0	0	0	0	0	0	0	0	0	0	0	0	L	16-19		
09/25	Saints	P	1	1	0	0.0	0.0	0	0	0	0	0	0	0	0	0	0	0	0	0	0	0	0	0	0	W	22-14		
10/02	Cardinals	P	0	0	0	0.0	0.0	0	0	0	0	0	0	0	0	0	0	0	0	0	0	1	0	0	L	16-26			
10/09	49ers	P	0	0	0	0.0	0.0	0	0	0	0	0	0	0	0	0	0	0	0	0	0	0	0	0	0	L	15-37		
10/16	at Rams	P	6	5	1	0.0	0.0	0	0	0	0	0	0	0	0	0	0	0	0	0	0	0	0	0	0	L	10-24		
10/23	Buccaneers	P	2	2	0	0.0	0.0	0	0	0	0	0	0	0	0	0	0	0	0	0	0	0	0	0	0	W	21-3		
10/30	at Falcons	P	1	1	0	0.0	0.0	0	0	0	0	0	0	0	2	0	0	0	0	0	0	0	0	0	0	L	34-37+		
11/06	at Bengals	S	4	4	0	0.0	0.0	0	0	0	0	0	0	0	1	0	0	0	0	0	0	0	0	0	0	L	21-42		
11/10	Falcons	P	0	0	0	0.0	0.0	0	0	0	0	0	0	0	0	0	0	0	0	1	1	0	0	0	0	W	25-15		
11/20	at Ravens	P	1	1	0	0.0	0.0	0	0	0	0	0	0	0	0	0	0	0	0	0	0	0	0	0	0	L	3-13		
11/27	Broncos	P	1	1	0	0.0	0.0	0	0	0	0	0	0	0	0	0	0	0	0	0	0	0	0	0	0	W	23-10		
12/11	at Seahawks	P	0	0	0	0.0	0.0	0	0	0	0	0	0	0	0	0	0	0	0	0	0	0	1	0	0	W	30-24		
12/18	Steelers	P	8	6	2	0.0	0.0	0	0	0	0	0	0	0	0	0	0	0	0	0	0	0	0	0	0	L	16-24		
12/24	Lions	P	1	1	0	0.0	0.0	0	0	0	0	0	0	0	0	0	0	0	0	0	0	0	0	0	0	W	37-23		
01/01	at Buccaneers	S	3	1	2	0.0	0.0	0	0	0	0	0	0	0	0	0	0	0	0	0	0	0	0	0	0	L	24-30		
01/08	at Saints	P	0	0	0	0.0	0.0	0	0	0	0	0	0	0	0	0	0	0	0	0	0	0	0	0	0	W	10-7		
2022 TOTALS			17-2	28	23	5	0.0	0.0	0	0	0	0	0	0	3	0	0	0	0	1	1	0	0	2	0	0	0	0	7-10

+ - Overtime

2023 GAME-BY-GAME REGULAR-SEASON STATISTICS (CHIEFS)

DATE	OPPONENT	P/S	TACKLES							INTERCEPTIONS					O. FUMB				ST				MISC		W/L	SCORE				
			TK	S	A	SK	YDS	TFL	YDS	QBH	NO	YDS	LG	TD	PD	FF	FR	TD	YDS	TK	S	A	FF	FR			S	A		
09/07	Lions																									L	20-21			
09/17	at Jaguars																									W	17-9			
09/24	Bears																									W	41-10			
10/01	at Jets																									W	23-20			
10/08	at Vikings																									W	27-20			
10/12	Broncos																									W	19-8			
10/22	Chargers																									W	31-17			
10/29	at Broncos																									L	9-24			
11/05	Dolphins																									W	21-14			
11/20	Eagles																									L	17-21			
11/26	at Raiders																									W	31-17			
12/03	at Packers																									L	19-27			
12/10	Bills																									L	17-20			
12/17	at Patriots																									W	27-17			
12/25	Raiders																									L	14-20			
12/31	Bengals																									W	25-17			
01/07	at Chargers																									W	13-12			
2023 TOTALS			0	0	0	0.0	0.0	0	0	0	0	0	0	0	0	0	0	0	0	0	0	0	0	0	0	0	0	0	0	11-6



2023 GAME-BY-GAME POSTSEASON STATISTICS (CHIEFS)

DATE	OPPONENT	P/S	TACKLES							INTERCEPTIONS					O. FUMB				ST				MISC		W/L	SCORE				
			TK	S	A	SK	YDS	TFL	YDS	QBH	NO	YDS	LG	TD	PD	FF	FR	TD	YDS	TK	S	A	FF	FR			S	A		
01/13	Dolphins																												W	26-7
01/21	at Bills																												W	27-24
01/28	at Ravens																												W	17-10
02/11	49ers																												W	25-22+
2023 TOTALS			0	0	0	0.0	0.0	0	0	0	0	0	0	0	0	0	0	0	0	0	0	0	0	0	0	0	4-0			

+ - Overtime





JOE THUNEY

GUARD #62
NORTH CAROLINA STATE



9TH YEAR IN THE NFL

4TH YEAR WITH THE CHIEFS

HEIGHT: 6'5"
WEIGHT: 304 LBS
DRAFTED: FA-21
BIRTHDAY: 11/18/92

- Thune enters his fourth season with the Chiefs in 2024.
- Originally entered the NFL as a third-round pick (78th overall) by the New England Patriots in the 2016 NFL Draft.

Career Highlights:

- Became the first player in NFL history to start in the Super Bowl in each of his first three seasons in the NFL, starting at left guard in Super Bowls LI, LII and LIII for the New England Patriots.

Postseason Career Highlights:

- Allowed no sacks on QB Patrick Mahomes in the first two games of the 2023 playoffs, the Wild Card Game against Miami and the Divisional Round Game in Buffalo.
- Did not allow a sack on QB Patrick Mahomes in Super Bowl LVII against the Philadelphia Eagles who recorded the most sacks in the regular season (70.0).

Honors:

- Selected to the Pro Bowl following the 2022 and 2023 seasons.
- Named to the 2023 PWA/PFWA All-NFL Team.
- Named an AP All-Pro following the 2023 (first-team), 2022 (second-team) and 2019 (second-team) seasons.
- 2021 Ed Block Courage Award.
- 2019 AP All-Pro (second-team).
- 2016 PFWA All-Rookie Team.
- 2010s New England Patriots All-Decade Team.

Transactions:

Signed by Kansas City (3/17/21) ... Re-signed with New England (3/19/20) ... Originally entered the NFL as a third-round pick (78th overall) by the New England Patriots in the 2016 NFL Draft.

COLLEGE

Played in 41 career games along the offensive line at North Carolina State ... Named a first-team All-American by USA Today, the first Wolfpack offensive lineman to earn All-America honors since Outland Trophy winner Jim Ritcher in 1979 ... Also a first-team All-ACC performer on the media team, he was the first Wolfpack offensive lineman to earn that honor since 2003 ... Started games at four of the five positions on the offensive line: left tackle, left guard, right guard and right tackle ... Earned Academic All-ACC honors and named to the 2014-15 Academic Honor Roll ... Did not allow a sack in 589 snaps during 2015 ACC play from his left tackle spot.

PERSONAL

- Was a member of two D4 state championship teams at Archbishop Alter High School.
- Voted Greater Catholic League Lineman of the Year as a senior in 2010.
- Also played basketball, where he started for two years and led his conference in rebounding as a junior.
- Last named pronounced: TOO-nee.
- Hometown: Centerville, Ohio.

JOE THUNEY'S NFL REGULAR SEASON STATISTICS

DATE	TEAM	GP	GS
2016	Patriots	16	16
2017	Patriots	16	16
2018	Patriots	16	16
2019	Patriots	16	16
2020	Patriots	16	16
2021	Chiefs	17	17
2022	Chiefs	15	15
2023	Chiefs	17	17
NFL TOTALS		129	129



JOE THUNEY'S NFL POSTSEASON STATISTICS

DATE	TEAM	GP	GS
2016	Patriots	3	3
2017	Patriots	3	3
2018	Patriots	3	3
2019	Patriots	1	1
2021	Chiefs	3	3
2022	Chiefs	3	3
2023	Chiefs	2	2
NFL TOTALS		18	18

2016 GAME-BY-GAME REGULAR-SEASON STATISTICS (PATRIOTS)

DATE	OPPONENT	P/S	W/L	SCORE
09/11	at Cardinals	S	W	23-21
09/18	Dolphins	S	W	31-24
09/22	Texans	S	W	27-0
10/02	Bills	S	L	0-16
10/09	at Browns	S	W	33-13
10/16	Bengals	S	W	35-17
10/23	at Steelers	S	W	27-16
10/30	at Bills	S	W	41-25
11/13	Seahawks	S	L	24-31
11/20	at 49ers	S	W	30-17
11/27	at Jets	S	W	22-17
12/04	Rams	S	W	26-10
12/12	Ravens	S	W	30-23
12/18	at Broncos	S	W	16-3
12/24	Jets	S	W	41-3
01/01	at Dolphins	S	W	35-14
2016 TOTALS		16-16	14-2	

2017 GAME-BY-GAME REGULAR-SEASON STATISTICS (PATRIOTS)

DATE	OPPONENT	P/S	W/L	SCORE
09/07	Chiefs	S	L	27-42
09/17	at Saints	S	W	36-20
09/24	Texans	S	W	36-33
10/01	Panthers	S	L	30-33
10/05	at Buccaneers	S	W	19-14
10/15	at Jets	S	W	24-17
10/22	Falcons	S	W	23-7
10/29	Chargers	S	W	21-13
11/12	at Broncos	S	W	41-16
11/19	at Raiders	S	W	33-8
11/26	Dolphins	S	W	35-17
12/03	at Bills	S	W	23-3
12/11	at Dolphins	S	L	20-27
12/17	at Steelers	S	W	27-24
12/24	Bills	S	W	37-16
12/31	Jets	S	W	26-6
2017 TOTALS		16-16	13-3	

2018 GAME-BY-GAME REGULAR-SEASON STATISTICS (PATRIOTS)

DATE	OPPONENT	P/S	W/L	SCORE
09/09	Texans	S	W	27-20
09/16	at Jaguars	S	L	20-31
09/23	at Lions	S	L	10-26
09/30	Dolphins	S	W	38-7
10/04	Colts	S	W	38-24
10/14	Chiefs	S	W	43-40
10/21	at Bears	S	W	38-31
10/29	at Bills	S	W	25-6
11/04	Packers	S	W	31-17
11/11	at Titans	S	L	10-34
11/25	at Jets	S	W	27-13
12/02	Vikings	S	W	24-10
12/09	at Dolphins	S	L	33-34
12/16	at Steelers	S	L	10-17
12/23	Bills	S	W	24-12
12/30	Jets	S	W	38-3
2018 TOTALS		16-16	11-5	



2019 GAME-BY-GAME REGULAR-SEASON STATISTICS (PATRIOTS)

DATE	OPPONENT	P/S	W/L	SCORE
09/08	Steelers	S	W	33-3
09/15	at Dolphins	S	W	43-0
09/22	Jets	S	W	30-14
09/29	at Bills	S	W	16-10
10/06	at Redskins	S	W	33-7
10/10	Giants	S	W	35-14
10/21	at Jets	S	W	33-0
10/27	Browns	S	W	27-13
11/03	at Ravens	S	L	20-37
11/17	at Eagles	S	W	17-10
11/24	Cowboys	S	W	13-9
12/01	at Texans	S	L	22-28
12/08	Chiefs	S	L	16-23
12/15	at Bengals	S	W	34-13
12/21	Bills	S	W	24-17
12/29	Dolphins	S	L	24-27
2019 TOTALS		16-16	12-4	

2020 GAME-BY-GAME REGULAR-SEASON STATISTICS (PATRIOTS)

DATE	OPPONENT	P/S	W/L	SCORE
09/13	Dolphins	S	W	21-11
09/20	at Seahawks	S	L	30-35
09/27	Raiders	S	W	36-20
10/05	at Chiefs	S	L	10-26
10/18	Broncos	S	L	12-18
10/25	49ers	S	L	6-33
11/01	at Bills	S	L	21-24
11/09	at Jets	S	W	30-27
11/15	Ravens	S	W	23-17
11/22	at Texans	S	L	20-27
11/29	Cardinals	S	W	20-17
12/06	at Chargers	S	W	45-0
12/10	at Rams	S	L	3-24
12/20	at Dolphins	S	L	12-22
12/28	Bills	S	L	9-38
01/03	Jets	S	W	28-14
2020 TOTALS		16-16	7-9	

2021 GAME-BY-GAME REGULAR-SEASON STATISTICS (CHIEFS)

DATE	OPPONENT	P/S	W/L	SCORE
09/12	Browns	S	W	33-29
09/19	at Ravens	S	L	35-36
09/26	Chargers	S	L	24-30
10/03	at Eagles	S	W	42-30
10/10	Bills	S	L	20-38
10/17	at Football Team	S	W	31-13
10/24	at Titans	S	L	3-27
11/01	Giants	S	W	20-17
11/07	Packers	S	W	13-7
11/14	at Raiders	S	W	41-14
11/21	Cowboys	S	W	19-9
12/05	Broncos	S	W	22-9
12/12	Raiders	S	W	48-9
12/16	at Chargers	S	W	34-28+
12/26	Steelers	S	W	36-10
01/02	at Bengals	S	L	31-34
01/08	at Broncos	S	W	28-24
2021 TOTALS		17-17	12-5	

+ - Overtime



2022 GAME-BY-GAME REGULAR-SEASON STATISTICS (CHIEFS)

DATE	OPPONENT	P/S		W/L	SCORE
09/11	at Cardinals	S		W	44-21
09/15	Chargers	S		W	27-24
09/25	at Colts	S		L	17-20
10/02	at Buccaneers	S		W	41-31
10/10	Raiders	S		W	30-29
10/16	Bills	S		L	20-24
10/23	at 49ers	S		W	44-23
11/06	Titans	S		W	20-17+
11/13	Jaguars	S		W	27-17
11/20	at Chargers	S		W	30-27
11/27	Rams		INACTIVE	W	26-10
12/04	at Bengals		INACTIVE	L	24-27
12/11	at Broncos	S		W	34-28
12/18	at Texans	S		W	30-24+
12/24	Seahawks	S		W	24-10
01/01	Broncos	S		W	27-24
01/07	at Raiders	S		W	31-13
2022 TOTALS		15-15		14-3	

+ - Overtime

2023 GAME-BY-GAME REGULAR-SEASON STATISTICS (CHIEFS)

DATE	OPPONENT	P/S		W/L	SCORE
09/07	Lions	S		L	20-21
09/17	at Jaguars	S		W	17-9
09/24	Bears	S		W	41-10
10/01	at Jets	S		W	23-20
10/08	at Vikings	S		W	27-20
10/12	Broncos	S		W	19-8
10/22	Chargers	S		W	31-17
10/29	at Broncos	S		L	9-24
11/05	Dolphins	S		W	21-14
11/20	Eagles	S		L	17-21
11/26	at Raiders	S		W	31-17
12/03	at Packers	S		L	19-27
12/10	Bills	S		L	17-20
12/17	at Patriots	S		W	27-17
12/25	Raiders	S		L	14-20
12/31	Bengals	S		W	25-17
01/07	at Chargers	S		W	13-12
2023 TOTALS		17-17		11-6	

2016 GAME-BY-GAME POSTSEASON STATISTICS (PATRIOTS)

DATE	OPPONENT	P/S		W/L	SCORE
01/14	Texans	S		W	34-16
01/22	Steelers	S		W	36-17
02/05	at Falcons	S		W	34-28+
2016 TOTALS		3-3		3-0	

+ - Overtime

2017 GAME-BY-GAME POSTSEASON STATISTICS (PATRIOTS)

DATE	OPPONENT	P/S		W/L	SCORE
01/13	Titans	S		W	35-14
01/21	Jaguars	S		W	24-20
02/04	Eagles	S		L	33-41
2017 TOTALS		3-3		2-1	

2018 GAME-BY-GAME POSTSEASON STATISTICS (PATRIOTS)

DATE	OPPONENT	P/S		W/L	SCORE
01/13	Chargers	S		W	41-28
01/20	at Chiefs	S		W	37-31+
02/03	at Rams	S		W	13-3
2018 TOTALS		3-3		3-0	

+ - Overtime

2019 GAME-BY-GAME POSTSEASON STATISTICS (PATRIOTS)

DATE	OPPONENT	P/S		W/L	SCORE
01/04	Titans	S		L	13-20
2019 TOTALS		1-1		0-1	

2021 GAME-BY-GAME POSTSEASON STATISTICS (CHIEFS)

DATE	OPPONENT	P/S		W/L	SCORE
01/16	Steelers	S		W	42-21
01/23	Bills	S		W	42-36+
01/30	Bengals	S		L	24-27+
2021 TOTALS		3-3		2-1	

+ - Overtime



2022 GAME-BY-GAME POSTSEASON STATISTICS (CHIEFS)

DATE	OPPONENT	P/S	W/L	SCORE
01/21	Jaguars	S	W	27-20
01/29	Bengals	S	W	23-20
02/12	at Eagles	S	W	38-35
2022 TOTALS		3-3	3-0	

2023 GAME-BY-GAME POSTSEASON STATISTICS (CHIEFS)


DATE	OPPONENT	P/S	W/L	SCORE
01/13	Dolphins	S	W	26-7
01/21	at Bills	S	W	27-24
01/28	at Ravens		W	17-10
02/11	49ers		W	25-22+
2023 TOTALS		2-2	4-0	

+ - Overtime





KADARIUS TONEY



WIDE RECEIVER #19
FLORIDA

4TH YEAR IN THE NFL

3RD YEAR WITH THE CHIEFS

HEIGHT: 6'0"
WEIGHT: 193 LBS
DRAFTED: T (NYG)-22
BIRTHDAY: 1/27/99

- Toney enters his third season with the Chiefs in 2024.
- Traded to Kansas City from N.Y. Giants in exchange for a 2023 third-round pick and 2023 sixth-round pick.
- Originally entered the NFL as a first-round pick (20th overall) by the New York Giants in the 2021 draft.

- Recorded the longest punt return in Super Bowl history with his 65-yard return in Super Bowl LVII.

Transactions:

Traded to Kansas City from N.Y. Giants (10/27/22) ... Originally entered the NFL as a first-round pick (20th overall) by the New York Giants in the 2021 draft.

Postseason Career Highlights:

COLLEGE

Played four years at the University of Florida (2017-20) ... Finished his career with 38 games played, recording 2,641 all-purpose yards (69.5 average) ... Caught 120 passes for 1,590 yards and 12 touchdowns and rushed for 580 yards and two touchdowns in his career.

PERSONAL

- Went to Blount High School.
- Played for coach Lev Holly.
- Finished his senior season with 2,894 yards and 32 touchdowns through the air and also ran for 894 yards and 15 touchdowns.
- Named the 2016 Class 6A Back of the Year.
- Made the 2016 AL.com Super All-State team.
- Played in the 2016 Alabama-Mississippi All-Star Classic.
- Named Offensive MVP of the 2016 AL.com All-Coastal Alabama team.
- Passed for 3,604 yards and 37 touchdowns and rushed for 896 yards and 16 touchdowns in 2015.
- Selected to the AL.com Coastal Alabama first-team and Class 6A All-State second-team during his junior season.
- Helped Blount to a 20-5 record in his last two seasons.

REGULAR SEASON COMPARISON: RECEIVING - JACKSONVILLE JAGUARS

DATE	OPP	W/L	GP/GS	REC	YDS.	AVG.	TD	LG	TGTS	YAC	
11/13/22	KC vs. JAX	W	P	4	57	14.3	1	23	5	31	
9/17/23	KC @ JAX	W	P	5	35	7.0	0	17	5	37	
TOTALS			2/0	2/0	9	92	10.2	1	23	10	68

POSTSEASON COMPARISON: RECEIVING - JACKSONVILLE JAGUARS

DATE	OPP	W/L	GP/GS	REC	YDS.	AVG.	TD	LG	TGTS	YAC
1/21/23	KC vs. JAX	W	P	5	36	7.2	0	9	7	34
TOTALS			1/0	1/0	5	36	7.2	0	9	34

KADARIUS TONEY'S NFL REGULAR SEASON RUSHING/RECEIVING STATISTICS

DATE	TEAM	RECEIVING		NO.	YDS.	AVG.	LG	TD	RUSHING				
		GP	GS						NO.	YDS.	AVG.	LG	TD
2021	Giants	10	4	39	420	10.8	38	0	3	6	2.0	7	0
2022	Giants	2	1	2	0	0.0	2	0	2	23	11.5	19	0
Went from N.Y. Giants to Kansas City .													
2022	Chiefs	7	3	14	171	12.2	38	2	5	59	11.8	32	1
2022	TOTAL	9	4	16	171	10.7	38	2	7	82	11.7	32	1
2023	Chiefs	13	2	27	169	6.3	18	1	11	31	2.8	14	0
NFL TOTALS		32	10	82	760	9.3	38	3	21	119	5.7	32	1



KADARIUS TONEY'S NFL POSTSEASON RUSHING/RECEIVING STATISTICS

DATE	TEAM	RECEIVING							RUSHING				
		GP	GS	NO.	YDS.	AVG.	LG	TD	NO.	YDS.	AVG.	LG	TD
2022	Chiefs	3	1	7	50	7.1	9	1	1	14	14.0	14	0
2023	Chiefs	0	0	0	0	0.0	0	0	0	0	0.0	0	0
NFL TOTALS		3	1	7	50	7.1	9	1	1	14	14.0	14	0

KADARIUS TONEY'S NFL REGULAR SEASON RETURN STATISTICS

DATE	TEAM	KICKOFF RETURNS					PUNT RETURNS					
		RET.	YDS.	AVG.	LG	TD	NO.	FC	YDS.	AVG.	LG	TD
2021	Giants	0	0	0.0	0	0	1	1	0	0.0	0	0
2022	Giants	0	0	0.0	0	0	0	0	0	0.0	0	0
Went from N.Y. Giants to Kansas City.												
2022	Chiefs	0	0	0.0	0	0	10	4	61	6.1	9	0
2022	TOTAL	0	0	0.0	0	0	10	4	61	6.1	9	0
2023	Chiefs	0	0	0.0	0	0	6	0	58	9.7	21	0
NFL TOTALS		0	0	0.0	0	0	17	5	119	7.0	21	0

KADARIUS TONEY'S NFL POSTSEASON RETURN STATISTICS

DATE	TEAM	KICKOFF RETURNS					PUNT RETURNS					
		RET.	YDS.	AVG.	LG	TD	NO.	FC	YDS.	AVG.	LG	TD
2022	Chiefs	0	0	0.0	0	0	6	0	112	18.7	65	0
2023	Chiefs	0	0	0.0	0	0	0	0	0	0.0	0	0
NFL TOTALS		0	0	0.0	0	0	6	0	112	18.7	65	0

SINGLE-GAME HIGHS: RUSHING/RECEIVING

Rush Attempts

3 at Las Vegas, Jan 07, 2023
 2 vs. Buffalo, Dec 10, 2023
 2 vs. Philadelphia, Nov 20, 2023
 2 vs. Denver, Oct 12, 2023
 ...2 more at 2.

Rushing Yards

33 vs. Jacksonville, Nov 13, 2022
 26 at Las Vegas, Jan 07, 2023
 23 at Tennessee, Sep 11, 2022
 16 vs. Buffalo, Dec 10, 2023
 14 vs. Philadelphia, Nov 20, 2023

Rushing TDs Receptions

1 at Las Vegas, Jan 07, 2023
 10 at Dallas, Oct 10, 2021
 7 at Tampa Bay, Nov 22, 2021
 6 at New Orleans, Oct 03, 2021
 5 at Minnesota, Oct 08, 2023
 5 at Jacksonville, Sep 17, 2023

Receiving Yards

189 at Dallas, Oct 10, 2021
 78 at New Orleans, Oct 03, 2021
 71 vs. Denver, Jan 01, 2023
 57 vs. Jacksonville, Nov 13, 2022
 40 at Tampa Bay, Nov 22, 2021

Receiving Average

18.9 at Dallas, Oct 10, 2021
 17.8 vs. Denver, Jan 01, 2023
 14.3 vs. Jacksonville, Nov 13, 2022
 13.0 at New Orleans, Oct 03, 2021
 12.0 vs. L.A. Rams, Oct 17, 2021

Longest Receptions

38 vs. Denver, Jan 01, 2023
 38 at Dallas, Oct 10, 2021
 35 at Dallas, Oct 10, 2021
 28 at Dallas, Oct 10, 2021
 27 vs. Denver, Jan 01, 2023

Receiving TDs

1 vs. Denver, Oct 12, 2023
 1 vs. Seattle, Dec 24, 2022

All-Purpose Yards

1 vs. Jacksonville, Nov 13, 2022
 196 at Dallas, Oct 10, 2021
 101 vs. Jacksonville, Nov 13, 2022
 85 vs. Denver, Jan 01, 2023
 84 vs. Philadelphia, Nov 20, 2023
 79 at New Orleans, Oct 03, 2021

Fair Catches

2 vs. Denver, Jan 01, 2023
 1 at Houston, Dec 18, 2022
 1 vs. Jacksonville, Nov 13, 2022
 1 at Kansas City, Nov 01, 2021

Punt Return Yards

58 vs. Philadelphia, Nov 20, 2023
 18 vs. Seattle, Dec 24, 2022
 14 vs. Denver, Jan 01, 2023
 11 vs. Jacksonville, Nov 13, 2022
 8 at Houston, Dec 18, 2022

Longest Punt Return

21 vs. Philadelphia, Nov 20, 2023
 16 vs. Philadelphia, Nov 20, 2023
 10 vs. Philadelphia, Nov 20, 2023
 9 vs. Seattle, Dec 24, 2022
 9 vs. Seattle, Dec 24, 2022

Punt Returns

6 vs. Philadelphia, Nov 20, 2023
 2 vs. Denver, Jan 01, 2023
 2 vs. Seattle, Dec 24, 2022
 2 at Houston, Dec 18, 2022
 ...1 more at 2.

Punt Return Average Most TDs

9.7 vs. Philadelphia, Nov 20, 2023
 1 vs. Denver, Oct 12, 2023
 1 at Las Vegas, Jan 07, 2023
 1 vs. Seattle, Dec 24, 2022
 ...1 more at 1.



SINGLE-GAME HIGHS - POSTSEASON: RUSHING/RECEIVING

Rush Attempts 1 vs. Jacksonville, Jan 21, 2023
Rushing Yards 14 vs. Jacksonville, Jan 21, 2023
Longest Runs 14 vs. Jacksonville, Jan 21, 2023
Receptions 5 vs. Jacksonville, Jan 21, 2023
 1 at Philadelphia, Feb 12, 2023
 1 vs. Cincinnati, Jan 29, 2023
Receiving Yards 36 vs. Jacksonville, Jan 21, 2023
 9 vs. Cincinnati, Jan 29, 2023
 5 at Philadelphia, Feb 12, 2023
Receiving Average 7.2 vs. Jacksonville, Jan 21, 2023
Longest Receptions 9 vs. Cincinnati, Jan 29, 2023
 9 vs. Jacksonville, Jan 21, 2023
 8 vs. Jacksonville, Jan 21, 2023
 8 vs. Jacksonville, Jan 21, 2023
 6 vs. Jacksonville, Jan 21, 2023

Receiving TDs 1 at Philadelphia, Feb 12, 2023
All-Purpose Yards 82 at Philadelphia, Feb 12, 2023
 73 vs. Jacksonville, Jan 21, 2023
 21 vs. Cincinnati, Jan 29, 2023
Punt Return Yards 77 at Philadelphia, Feb 12, 2023
 23 vs. Jacksonville, Jan 21, 2023
 12 vs. Cincinnati, Jan 29, 2023
Longest Punt Return 65 at Philadelphia, Feb 12, 2023
 12 at Philadelphia, Feb 12, 2023
 12 vs. Cincinnati, Jan 29, 2023
 11 vs. Jacksonville, Jan 21, 2023
 6 vs. Jacksonville, Jan 21, 2023
 ...1 more at 6.
Punt Returns 3 vs. Jacksonville, Jan 21, 2023
 2 at Philadelphia, Feb 12, 2023
 1 vs. Cincinnati, Jan 29, 2023
Punt Return Average 7.7 vs. Jacksonville, Jan 21, 2023
Most TDs 1 at Philadelphia, Feb 12, 2023

100-YARD RECEIVING GAMES (1): REGULAR SEASON

DATE	TEAM	NO.	YDS.	AVG.	LG	TD
10/10/21	at Cowboys	10	189	18.9	38	0

2021 GAME-BY-GAME REGULAR-SEASON STATISTICS (GIANTS)

DATE	OPPONENT	P/S	RECEIVING					RUSHING					W/L	SCORE
			NO.	YDS.	AVG.	LG	TD	NO.	YDS.	AVG.	LG	TD		
09/12	Broncos	P	2	-2	-1.0	4	0	0	0	0.0	0	0	L	13-27
09/16	at Football Team	P	0	0	0.0	0	0	0	0	0.0	0	0	L	29-30
09/26	Falcons	P	2	16	8.0	9	0	0	0	0.0	0	0	L	14-17
10/03	at Saints	S	6	78	13.0	21	0	1	1	1.0	1	0	W	27-21+
10/10	at Cowboys	P	10	189	18.9	38	0	1	7	7.0	7	0	L	20-44
10/17	Rams	P	3	36	12.0	17	0	0	0	0.0	0	0	L	11-38
10/24	Panthers						INACTIVE						W	25-3
11/01	at Chiefs	S	4	26	6.5	11	0	0	0	0.0	0	0	L	17-20
11/07	Raiders	S	1	9	9.0	9	0	1	-2	-2.0	-2	0	W	23-16
11/22	at Buccaneers	S	7	40	5.7	8	0	0	0	0.0	0	0	L	10-30
11/28	Eagles						INACTIVE						W	13-7
12/05	at Dolphins						INACTIVE						L	9-20
12/12	at Chargers						INACTIVE						L	21-37
12/19	Cowboys						DID NOT PLAY						L	6-21
12/26	at Eagles	P	4	28	7.0	8	0	0	0	0.0	0	0	L	10-34
01/02	at Bears						INACTIVE						L	3-29
01/09	Football Team						INACTIVE						L	7-22
2021 TOTALS		10-4	39	420	10.8	38	0	3	6	2.0	7	0	4-13	

+ - Overtime

2022 GAME-BY-GAME REGULAR-SEASON STATISTICS (GIANTS/CHIEFS)

DATE	OPPONENT	P/S	RECEIVING					RUSHING					W/L	SCORE
			NO.	YDS.	AVG.	LG	TD	NO.	YDS.	AVG.	LG	TD		
09/11	at Titans	P	0	0	0.0	0	0	2	23	11.5	19	0	W	21-20
09/18	Panthers	S	2	0	0.0	2	0	0	0	0.0	0	0	W	19-16
09/26	Cowboys						INACTIVE						L	16-23
10/02	Bears						INACTIVE						W	20-12
10/09	at Packers						INACTIVE						W	27-22
10/16	Ravens						INACTIVE						W	24-20
10/23	at Jaguars						INACTIVE						W	23-17
							Went from Giants to Chiefs .							
11/06	Titans	S	2	12	6.0	10	0	0	0	0.0	0	0	W	20-17+
11/13	Jaguars	P	4	57	14.3	23	1	2	33	16.5	32	0	W	27-17
11/20	at Chargers	P	0	0	0.0	0	0	0	0	0.0	0	0	W	30-27
11/27	Rams						INACTIVE						W	26-10
12/04	at Bengals						INACTIVE						L	24-27
12/11	at Broncos						INACTIVE						W	34-28
12/18	at Texans	P	1	5	5.0	5	0	0	0	0.0	0	0	W	30-24+
12/24	Seahawks	P	1	8	8.0	8	1	0	0	0.0	0	0	W	24-10
01/01	Broncos	S	4	71	17.8	38	0	0	0	0.0	0	0	W	27-24
01/07	at Raiders	S	2	18	9.0	10	0	3	26	8.7	14	1	W	31-13
2022 TOTALS		9-4	16	171	10.7	38	2	7	82	11.7	32	1	15-2	

+ - Overtime



2023 GAME-BY-GAME REGULAR-SEASON STATISTICS (CHIEFS)

DATE	OPPONENT	P/S	RECEIVING					RUSHING					W/L	SCORE
			NO.	YDS.	AVG.	LG	TD	NO.	YDS.	AVG.	LG	TD		
09/07	Lions	S	1	1	1.0	1	0	1	-1	-1.0	-1	0	L	20-21
09/17	at Jaguars	P	5	35	7.0	17	0	1	3	3.0	3	0	W	17-9
09/24	Bears	P	1	-1	-1.0	-1	0	0	0	0.0	0	0	W	41-10
10/01	at Jets	P	2	22	11.0	15	0	0	0	0.0	0	0	W	23-20
10/08	at Vikings	S	5	26	5.2	9	0	1	1	1.0	1	0	W	27-20
10/12	Broncos	P	3	9	3.0	5	1	2	-5	-2.5	-2	0	W	19-8
10/22	Chargers	P	1	13	13.0	13	0	0	0	0.0	0	0	W	31-17
10/29	at Broncos	P	1	4	4.0	4	0	1	-3	-3.0	-3	0	L	9-24
11/05	Dolphins	P	1	18	18.0	18	0	0	0	0.0	0	0	W	21-14
11/20	Eagles	P	2	12	6.0	7	0	2	14	7.0	14	0	L	17-21
11/26	at Raiders						INACTIVE						W	31-17
12/03	at Packers	P	0	0	0.0	0	0	1	6	6.0	6	0	L	19-27
12/10	Bills	P	3	25	8.3	9	0	2	16	8.0	14	0	L	17-20
12/17	at Patriots	P	2	5	2.5	3	0	0	0	0.0	0	0	W	27-17
12/25	Raiders						INACTIVE						L	14-20
12/31	Bengals						INACTIVE						W	25-17
01/07	at Chargers						INACTIVE						W	13-12
2023 TOTALS		13-2	27	169	6.3	18	1	11	31	2.8	14	0	11-6	

2022 GAME-BY-GAME POSTSEASON STATISTICS (CHIEFS)

DATE	OPPONENT	P/S	RECEIVING					RUSHING					W/L	SCORE
			NO.	YDS.	AVG.	LG	TD	NO.	YDS.	AVG.	LG	TD		
01/21	Jaguars	P	5	36	7.2	9	0	1	14	14.0	14	0	W	27-20
01/29	Bengals	S	1	9	9.0	9	0	0	0	0.0	0	0	W	23-20
02/12	at Eagles	P	1	5	5.0	5t	1	0	0	0.0	0	0	W	38-35
2022 TOTALS		3-1	7	50	7.1	9	1	1	14	14.0	14	0	3-0	

2023 GAME-BY-GAME POSTSEASON STATISTICS (CHIEFS)

DATE	OPPONENT	P/S	RECEIVING					RUSHING					W/L	SCORE
			NO.	YDS.	AVG.	LG	TD	NO.	YDS.	AVG.	LG	TD		
01/13	Dolphins												W	26-7
01/21	at Bills												W	27-24
01/28	at Ravens												W	17-10
02/11	49ers												W	25-22+
2023 TOTALS		0-0	0	0	0.0	0	0	0	0	0.0	0	0	4-0	

+ - Overtime





NICK TORRES

GUARD #79
VILLANOVA

ROOKIE

HEIGHT: 6'6"
WEIGHT: 306 LBS
DRAFTED: CFA-24
BIRTHDAY: 12/7/98



- 👁️ Torres enters his first season with the Chiefs in 2024.
- 👁️ Originally entered the NFL as an undrafted free agent with the Kansas City Chiefs in 2024.

Transactions: Originally entered the NFL as an undrafted free agent with the Kansas City Chiefs in 2024.

COLLEGE


Played six seasons for Villanova ... Played in 13 games in 2023 ... Earned 2023 Commissioner's Academic Honor Roll (High Honors) in fall of 2023 ... Started in 10-of-11 games he played in 2022 and started 11-of-12 games at right tackle in 2021 ... Helped Villanova rank second in the CAA with 30.1 points per game in 2021 ... Started the first three games of the season at right guard in 2020 ... Started all 13 games in 2019, his first year as a starter ... Earned playing time in 2018 ... Earned CAA Commissioner's Academic Honor Roll in the following semesters: fall 2021, fall and spring 2022 and spring 2023 ... Earned Athletic Director's Honor Roll in following semesters: spring 2020, fall 2021, fall and spring 2022 and fall and spring 2023.

PERSONAL

- 👁️ Earned All-New England honors at Salisbury School Prep (Conn.).
- 👁️ First-team All-League performer.
- 👁️ Participated in both New York City Senior All-Star Game and 2017 Boomer Bowl.



DRUE TRANQUILL



LINEBACKER #23
NOTRE DAME

6TH YEAR IN THE NFL

2ND YEAR WITH THE CHIEFS

HEIGHT: 6'2"
WEIGHT: 234 LBS
DRAFTED: FA-23
BIRTHDAY: 8/15/95

- Tranquill enters his second season with the Chiefs in 2024.
- Originally entered the NFL as a fourth-round pick (130th overall) by the Los Angeles Chargers in the 2019 NFL Draft.

Career Highlights:

- Had a career-high 4.5 sacks (-19.0 yards) in 2023.

Honors:

- 2019 PFW/PFWA All-Rookie Team.

Transactions:

Re-signed with the Chiefs (3/13/24) ... Signed with Kansas City (3/21/23) ... Originally entered the NFL as a fourth-round pick (130th overall) by the Los Angeles Chargers in the 2019 NFL Draft.

COLLEGE

Was a linebacker at Notre Dame (2014-18) ... Played in 52 games for Notre Dame recording 292 tackles, 25 TFLs, three interceptions, one forced fumble and five fumble recoveries ... Received the following honors: Notre Dame captain (2018, 2017), William V. Campbell Trophy Finalist (2018), National Football Foundation National Scholar-Athlete Award (2018), Wuerffel Trophy Recipient (2018), Butkus Award Watch List (2018), Lott Trophy Watch List (2018), CoSIDA second-team Academic All-American (2018), Senior Bowl Participant (2018), CoSIDA Academic All-District (2015, 2016, 2017, 2018), Wuerffel Trophy Finalist (2017), Rockne Student-Athlete Award (2016, 2017, 2018), Pop Warner College Football Award Finalist (2017), Senior CLASS Award Nominee (2017), CoSIDA first-team Academic All-American (2016) and Notre Dame Newcomer of the Year: Defense (2014).

PERSONAL

- Named to Indiana Football Coaches Association Top 50 for 2013.
- First-team Indiana Class 6A all-state at linebacker by *Associated Press*.
- Named Fort Wayne News-Sentinel Football Player of the Year for 2013.
- Made 75 tackles, including 16 tackles for loss, to go with 4.0 sacks and an interception as a senior linebacker in 2013 at Carroll High School in Fort Wayne, Ind.
- Carried 114 times for 1,420 yards and 28 TDs while averaging 12.3 yards per carry in high school.
- Pushed Carroll to two straight state sectional titles in 2012 and 2013.
- Rushed for 245 yards and five TDs in one 51-34 victory in 2013 against Homestead.
- Named to Fort Wayne News-Sentinel all-area team as a senior as a running back.
- Participated in U.S. Army All-American Bowl combine as junior.
- Honorable mention *Associated Press* Class 5A all-state pick as junior in 2012 at defensive back.
- Also an outstanding baseball player in high school.
- Named to Fort Wayne News-Sentinel 2013 all-area baseball squad after hitting .403 with four home runs, 21 runs scored, 19 RBI and 16 stolen bases.
- Married the former Jackie Gindt on July 14, 2018 in Fort Wayne.
- Graduated in May 2018 with a degree in mechanical engineering from the College of Engineering.

REGULAR SEASON COMPARISON: DEFENSIVE - JACKSONVILLE JAGUARS

DATE	OPP	W/L	GP/GS	TACKLES				SACK	YDS.	INT	TFL	PD	QBH	TD	MISC	
				TOT	SOLO	ASST	FF								FR	
12/8/19	LAC @ JAX	W	S	8	7	1	0.0	0.0	0	0	0	0	0	0	0	0
9/25/22	LAC vs. JAX	L	P	11	9	2	0.0	0.0	0	0	1	0	0	0	0	0
9/17/23	KC @ JAX	W	P	5	4	1	0.0	0.0	0	0	0	0	0	0	0	0
TOTALS		2/1	3/1	24	20	4	0.0	0.0	0	0	1	0	0	0	0	0

POSTSEASON COMPARISON: DEFENSIVE - JACKSONVILLE JAGUARS

DATE	OPP	W/L	GP/GS	TACKLES				SACK	YDS.	INT	TFL	PD	QBH	TD	MISC	
				TOT	SOLO	ASST	FF								FR	
1/14/23	LAC @ JAX	L	S	5	5	0	0.0	0.0	1	0	1	0	0	0	0	0
TOTALS		0/1	1/1	5	5	0	0.0	0.0	1	0	1	0	0	0	0	0



DRUE TRANQUILL'S NFL REGULAR SEASON DEFENSIVE STATISTICS

DATE	TEAM	GP	GS	TACKLES							INTERCEPTIONS					O. FUMB				ST			MISC			
				TK	S	A	TFL	YDS	SK	YDS	QBH	NO	YDS	LG	TD	PD	FF	FR	TD	YDS	TK	S	A	FF	FR	S
2019	Chargers	15	3	64	50	14	4	10	0.0	0.0	0	0	0	0	0	1	0	0	0	0	11	11	0	0	0	0
2020	Chargers	1	1	1	1	0	0	0	0.0	0.0	0	0	0	0	0	0	0	0	0	0	0	0	0	0	0	
2021	Chargers	14	7	70	42	28	5	22	1.5	14.0	3	0	0	0	1	0	1	0	0	6	3	3	0	0	0	
2022	Chargers	17	16	143	92	51	9	34	5.0	27.0	8	1	20	20	0	4	1	0	0	2	2	0	0	0	0	
2023	Chiefs	16	8	79	54	25	7	28	4.5	19.0	7	0	0	0	0	1	2	0	0	0	0	0	0	0	0	
NFL TOTALS		63	35	357	239	118	25	94	11.0	60.0	18	1	20	20	0	7	3	1	0	0	19	16	3	0	0	0

DRUE TRANQUILL'S NFL POSTSEASON DEFENSIVE STATISTICS

DATE	TEAM	GP	GS	TACKLES							INTERCEPTIONS					O. FUMB				ST			MISC			
				TK	S	A	TFL	YDS	SK	YDS	QBH	NO	YDS	LG	TD	PD	FF	FR	TD	YDS	TK	S	A	FF	FR	S
2022	Chargers	1	1	5	5	0	0	0.0	0.0	0	1	15	15	0	1	0	0	0	0	0	0	0	0	0	0	0
2023	Chiefs	4	1	21	16	5	1	3	0.0	0.0	0	0	0	0	0	0	0	0	0	0	0	0	0	0	0	
NFL TOTALS		5	2	26	21	5	1	3	0.0	0.0	0	1	15	15	0	1	0	0	0	0	0	0	0	0	0	0

SINGLE-GAME HIGHS: DEFENSIVE

Total Tackles	15 at San Francisco, Nov 13, 2022 14 at Oakland, Nov 07, 2019 11 at Denver, Oct 29, 2023 11 vs. L.A. Rams, Jan 01, 2023 11 at Indianapolis, Dec 26, 2022 ...2 more at 11.	Forced Fumbles	1 at Denver, Oct 29, 2023 1 at N.Y. Jets, Oct 01, 2023 1 vs. Tennessee, Dec 18, 2022
Solo Tackles	9 vs. Jacksonville, Sep 25, 2022 7 at Denver, Oct 29, 2023 7 at N.Y. Jets, Oct 01, 2023 7 vs. Tennessee, Dec 18, 2022 ...6 more at 7.	Fumble Recoveries	1 vs. Kansas City, Dec 16, 2021
Sacks	2.0 vs. Denver, Oct 17, 2022 1.0 at New England, Dec 17, 2023 1.0 at Denver, Oct 29, 2023 1.0 vs. L.A. Chargers, Oct 22, 2023 ...5 more at 1.0.	Tackles For Loss	3 at Denver, Dec 01, 2019 2 at Las Vegas, Nov 26, 2023 2 vs. L.A. Rams, Jan 01, 2023 2 at Atlanta, Nov 06, 2022 ...1 more at 2.
Passes Defensed	1 at Cincinnati, Dec 05, 2021 1 at Chicago, Oct 27, 2019	Special Teams Tackles	2 vs. Green Bay, Nov 03, 2019 2 at Chicago, Oct 27, 2019 1 at Las Vegas, Jan 09, 2022 1 vs. N.Y. Giants, Dec 12, 2021 ...11 more at 1.

SINGLE-GAME HIGHS - POSTSEASON: DEFENSIVE

Total Tackles	8 at Baltimore, Jan 28, 2024 7 at Buffalo, Jan 21, 2024 5 at Jacksonville, Jan 14, 2023 4 vs. Miami, Jan 13, 2024 2 vs. San Francisco, Feb 11, 2024	Tackles For Loss	1 at Buffalo, Jan 21, 2024
Solo Tackles	8 at Baltimore, Jan 28, 2024 5 at Jacksonville, Jan 14, 2023 4 at Buffalo, Jan 21, 2024 4 vs. Miami, Jan 13, 2024		



2019 GAME-BY-GAME REGULAR-SEASON STATISTICS (CHARGERS)

DATE	OPPONENT	P/S	TACKLES							INTERCEPTIONS					O. FUMB				ST				MISC		W/L	SCORE						
			TK	S	A	SK	YDS	TFL	YDS	QBH	NO	YDS	LG	TD	PD	FF	FR	TD	YDS	TK	S	A	FF	FR			S	A				
09/08	Colts	P	0	0	0	0.0	0.0	0	0	0	0	0	0	0	0	0	0	0	1	1	0	0	0	0	0	W	30-24+					
09/15	at Lions	P	0	0	0	0.0	0.0	0	0	0	0	0	0	0	0	0	0	0	0	0	0	0	0	0	0	L	10-13					
09/22	Texans	P	0	0	0	0.0	0.0	0	0	0	0	0	0	0	0	0	0	0	1	1	0	0	0	0	0	L	20-27					
09/29	at Dolphins	P	2	2	0	0.0	0.0	0	0	0	0	0	0	0	0	0	0	0	1	1	0	0	0	0	0	W	30-10					
10/06	Broncos	P	6	4	2	0.0	0.0	0	0	0	0	0	0	0	0	0	0	0	1	1	0	0	0	0	0	L	13-20					
10/13	Steelers	P	4	2	2	0.0	0.0	1	1	0	0	0	0	0	0	0	0	0	1	1	0	0	0	0	0	L	17-24					
10/20	at Titans	P	1	1	0	0.0	0.0	0	0	0	0	0	0	0	0	0	0	0	0	0	0	0	0	0	0	L	20-23					
10/27	at Bears	P	4	4	0	0.0	0.0	0	0	0	0	0	0	0	1	0	0	0	2	2	0	0	0	0	0	W	17-16					
11/03	Packers	P	3	3	0	0.0	0.0	0	0	0	0	0	0	0	0	0	0	0	2	2	0	0	0	0	0	W	26-11					
11/07	at Raiders	S	14	6	8	0.0	0.0	0	0	0	0	0	0	0	0	0	0	0	0	0	0	0	0	0	0	L	24-26					
11/18	Chiefs																									L	17-24					
12/01	at Broncos	S	7	7	0	0.0	0.0	3	9	0	0	0	0	0	0	0	0	0	0	0	0	0	0	0	0	L	20-23					
12/08	at Jaguars	S	8	7	1	0.0	0.0	0	0	0	0	0	0	0	0	0	0	0	0	0	0	0	0	0	0	W	45-10					
12/15	Vikings	P	4	4	0	0.0	0.0	0	0	0	0	0	0	0	0	0	0	0	0	0	0	0	0	0	0	L	10-39					
12/22	Raiders	P	6	5	1	0.0	0.0	0	0	0	0	0	0	0	0	0	0	0	1	1	0	0	0	0	0	L	17-24					
12/29	at Chiefs	P	5	5	0	0.0	0.0	0	0	0	0	0	0	0	0	0	0	0	1	1	0	0	0	0	0	L	21-31					
2019 TOTALS			15-3	64	50	14	0.0	0.0	4	10	0	0	0	0	0	1	0	0	0	0	0	0	11	11	0	0	0	0	0	0	0	5-11

+ - Overtime

2020 GAME-BY-GAME REGULAR-SEASON STATISTICS (CHARGERS)

DATE	OPPONENT	P/S	TACKLES							INTERCEPTIONS					O. FUMB				ST				MISC		W/L	SCORE						
			TK	S	A	SK	YDS	TFL	YDS	QBH	NO	YDS	LG	TD	PD	FF	FR	TD	YDS	TK	S	A	FF	FR			S	A				
09/13	at Bengals	S	1	1	0	0.0	0.0	0	0	0	0	0	0	0	0	0	0	0	0	0	0	0	0	0	0	0	W	16-13				
09/20	Chiefs																										L	20-23+				
09/27	Panthers																										L	16-21				
10/04	at Buccaneers																										L	31-38				
10/12	at Saints																										L	27-30+				
10/25	Jaguars																										W	39-29				
11/01	at Broncos																										L	30-31				
11/08	Raiders																										L	26-31				
11/15	at Dolphins																										L	21-29				
11/22	Jets																										W	34-28				
11/29	at Bills																										L	17-27				
12/06	Patriots																										L	0-45				
12/13	Falcons																										W	20-17				
12/17	at Raiders																										W	30-27+				
12/27	Broncos																										W	19-16				
01/03	at Chiefs																										W	38-21				
2020 TOTALS			1-1	1	1	0	0.0	0.0	0	0	0	0	0	0	0	0	0	0	0	0	0	0	0	0	0	0	0	0	0	0	0	7-9

+ - Overtime

2021 GAME-BY-GAME REGULAR-SEASON STATISTICS (CHARGERS)

DATE	OPPONENT	P/S	TACKLES							INTERCEPTIONS					O. FUMB				ST				MISC		W/L	SCORE					
			TK	S	A	SK	YDS	TFL	YDS	QBH	NO	YDS	LG	TD	PD	FF	FR	TD	YDS	TK	S	A	FF	FR			S	A			
09/12	at Football Team	P	0	0	0	0.0	0.0	0	0	0	0	0	0	0	0	0	0	0	1	0	1	0	0	0	0	0	W	20-16			
09/19	Cowboys	P	3	3	0	0.0	0.0	1	2	0	0	0	0	0	0	0	0	0	0	0	0	0	0	0	0	0	L	17-20			
09/26	at Chiefs	P	8	6	2	0.5	4.0	1	1	1	0	0	0	0	0	0	0	0	0	0	0	0	0	0	0	0	W	30-24			
10/04	Raiders	S	5	2	3	0.0	0.0	0	0	1	0	0	0	0	0	0	0	0	0	0	0	0	0	0	0	0	W	28-14			
10/10	Browns	S	10	6	4	0.0	0.0	1	5	0	0	0	0	0	0	0	0	0	1	1	0	0	0	0	0	0	W	47-42			
10/17	at Ravens																										L	6-34			
10/31	Patriots	P	4	2	2	0.0	0.0	0	0	0	0	0	0	0	0	0	0	0	1	1	0	0	0	0	0	0	L	24-27			
11/07	at Eagles	P	9	4	5	0.0	0.0	0	0	0	0	0	0	0	0	0	0	0	0	0	0	0	0	0	0	0	W	27-24			
11/14	Vikings																										L	20-27			
11/21	Steelers	P	1	1	0	0.0	0.0	0	0	0	0	0	0	0	0	0	0	0	0	0	0	0	0	0	0	0	W	41-37			
11/28	at Broncos	S	3	1	2	0.0	0.0	0	0	0	0	0	0	0	0	0	0	0	1	1	0	0	0	0	0	0	L	13-28			
12/05	at Bengals	S	10	6	4	1.0	10.0	1	10	1	0	0	0	0	1	0	0	0	0	0	0	0	0	0	0	0	W	41-22			
12/12	Giants	S	5	1	4	0.0	0.0	0	0	0	0	0	0	0	0	0	0	0	1	0	1	0	0	0	0	0	W	37-21			
12/16	Chiefs	P	3	2	1	0.0	0.0	0	0	0	0	0	0	0	0	1	0	0	0	0	0	0	0	0	0	0	L	28-34+			
12/26	at Texans	S	5	5	0	0.0	0.0	1	4	0	0	0	0	0	0	0	0	0	0	0	0	0	0	0	0	0	L	29-41			
01/02	Broncos																										W	34-13			
01/09	at Raiders	S	4	3	1	0.0	0.0	0	0	0	0	0	0	0	0	0	0	0	1	0	1	0	0	0	0	0	L	32-35+			
2021 TOTALS			14-7	70	42	28	1.5	14.0	5	22	3	0	0	0	0	1	0	1	0	0	0	0	6	3	3	0	0	0	0	0	9-8

+ - Overtime



2022 GAME-BY-GAME REGULAR-SEASON STATISTICS (CHARGERS)

DATE	OPPONENT	P/S	TACKLES							INTERCEPTIONS				O. FUMB				ST				MISC		W/L	SCORE				
			TK	S	A	SK	YDS	TFL	YDS	QBH	NO	YDS	LG	TD	PD	FF	FR	TD	YDS	TK	S	A	FF			FR	S	A	
09/11	Raiders	S	5	3	2	0.0	0.0	0	0	0	1	20	20	0	1	0	0	0	0	1	1	0	0	0	0	0	W	24-19	
09/15	at Chiefs	S	6	4	2	0.0	0.0	0	0	0	0	0	0	0	0	0	0	0	0	0	0	0	0	0	0	L	24-27		
09/25	Jaguars	P	11	9	2	0.0	0.0	0	0	0	0	0	0	0	1	0	0	0	0	1	1	0	0	0	0	L	10-38		
10/02	at Texans	S	11	5	6	0.0	0.0	0	0	1	0	0	0	0	0	0	0	0	0	0	0	0	0	0	0	W	34-24		
10/09	at Browns	S	6	3	3	0.0	0.0	0	0	0	0	0	0	0	0	0	0	0	0	0	0	0	0	0	0	W	30-28		
10/17	Broncos	S	8	6	2	2.0	13.0	2	13	3	0	0	0	0	0	0	0	0	0	0	0	0	0	0	0	W	19-16+		
10/23	Seahawks	S	7	7	0	0.0	0.0	0	0	0	0	0	0	0	0	0	0	0	0	0	0	0	0	0	0	L	23-37		
11/06	at Falcons	S	10	7	3	1.0	7.0	2	7	1	0	0	0	0	0	0	0	0	0	0	0	0	0	0	0	W	20-17		
11/13	at 49ers	S	15	7	8	0.0	0.0	0	0	0	0	0	0	0	0	0	0	0	0	0	0	0	0	0	0	L	16-22		
11/20	Chiefs	S	7	6	1	0.0	0.0	0	0	0	0	0	0	0	0	0	0	0	0	0	0	0	0	0	0	L	27-30		
11/27	at Cardinals	S	9	7	2	0.0	0.0	1	1	0	0	0	0	0	0	0	0	0	0	0	0	0	0	0	0	W	25-24		
12/04	at Raiders	S	5	4	1	0.0	0.0	0	0	0	0	0	0	0	0	0	0	0	0	0	0	0	0	0	0	L	20-27		
12/11	Dolphins	S	5	4	1	0.0	0.0	0	0	1	0	0	0	0	2	0	0	0	0	0	0	0	0	0	0	W	23-17		
12/18	Titans	S	10	7	3	1.0	7.0	1	7	1	0	0	0	0	0	1	0	0	0	0	0	0	0	0	0	W	17-14		
12/26	at Colts	S	11	4	7	1.0	0.0	0	0	1	0	0	0	0	0	0	0	0	0	0	0	0	0	0	0	W	20-3		
01/01	Rams	S	11	6	5	0.0	0.0	2	5	0	0	0	0	0	0	0	0	0	0	0	0	0	0	0	0	W	31-10		
01/08	at Broncos	S	6	3	3	0.0	0.0	1	1	0	0	0	0	0	0	0	0	0	0	0	0	0	0	0	0	L	28-31		
2022 TOTALS			17-16	143	92	51	5.0	27.0	9	34	8	1	20	20	0	4	1	0	0	0	2	2	0	0	0	0	0	0	10-7

+ - Overtime

2023 GAME-BY-GAME REGULAR-SEASON STATISTICS (CHIEFS)

DATE	OPPONENT	P/S	TACKLES							INTERCEPTIONS				O. FUMB				ST				MISC		W/L	SCORE				
			TK	S	A	SK	YDS	TFL	YDS	QBH	NO	YDS	LG	TD	PD	FF	FR	TD	YDS	TK	S	A	FF			FR	S	A	
09/07	Lions	P	2	1	1	0.0	0.0	0	0	0	0	0	0	0	0	0	0	0	0	0	0	0	0	0	0	L	20-21		
09/17	at Jaguars	P	5	4	1	0.0	0.0	0	0	0	0	0	0	0	0	0	0	0	0	0	0	0	0	0	0	W	17-9		
09/24	Bears	S	8	4	4	0.5	0.0	0	0	1	0	0	0	0	0	0	0	0	0	0	0	0	0	0	0	W	41-10		
10/01	at Jets	S	8	7	1	0.0	0.0	0	0	1	0	0	0	0	0	1	0	0	0	0	0	0	0	0	0	W	23-20		
10/08	at Vikings	S	9	6	3	0.0	0.0	0	0	0	0	0	0	0	0	0	0	0	0	0	0	0	0	0	0	W	27-20		
10/12	Broncos	P	3	3	0	1.0	3.0	1	3	1	0	0	0	0	0	0	0	0	0	0	0	0	0	0	0	W	19-8		
10/22	Chargers	P	2	2	0	1.0	9.0	1	9	1	0	0	0	0	1	0	0	0	0	0	0	0	0	0	0	W	31-17		
10/29	at Broncos	S	11	7	4	1.0	0.0	1	5	1	0	0	0	0	0	1	0	0	0	0	0	0	0	0	0	L	9-24		
11/05	Dolphins	S	8	4	4	0.0	0.0	0	0	0	0	0	0	0	0	0	0	0	0	0	0	0	0	0	0	W	21-14		
11/20	Eagles	S	7	5	2	0.0	0.0	1	2	0	0	0	0	0	0	0	0	0	0	0	0	0	0	0	0	L	17-21		
11/26	at Raiders	S	8	6	2	0.0	0.0	2	2	0	0	0	0	0	0	0	0	0	0	0	0	0	0	0	0	W	31-17		
12/03	at Packers	S	2	2	0	0.0	0.0	0	0	0	0	0	0	0	0	0	0	0	0	0	0	0	0	0	0	L	19-27		
12/10	Bills										INACTIVE													L	17-20				
12/17	at Patriots	P	2	1	1	1.0	7.0	1	7	1	0	0	0	0	0	0	0	0	0	0	0	0	0	0	0	W	27-17		
12/25	Raiders	P	3	1	2	0.0	0.0	0	0	0	0	0	0	0	0	0	0	0	0	0	0	0	0	0	0	L	14-20		
12/31	Bengals	P	1	1	0	0.0	0.0	0	0	1	0	0	0	0	0	0	0	0	0	0	0	0	0	0	0	W	25-17		
01/07	at Chargers	P	0	0	0	0.0	0.0	0	0	0	0	0	0	0	0	0	0	0	0	0	0	0	0	0	0	W	13-12		
2023 TOTALS			16-8	79	54	25	4.5	19.0	7	28	7	0	0	0	0	1	2	0	0	0	0	0	0	0	0	0	0	0	11-6

2022 GAME-BY-GAME POSTSEASON STATISTICS (CHARGERS)

DATE	OPPONENT	P/S	TACKLES							INTERCEPTIONS				O. FUMB				ST				MISC		W/L	SCORE		
			TK	S	A	SK	YDS	TFL	YDS	QBH	NO	YDS	LG	TD	PD	FF	FR	TD	YDS	TK	S	A	FF			FR	S
01/14	at Jaguars	S	5	5	0	0.0	0.0	0	0	0	1	15	15	0	1	0	0	0	0	0	0	0	0	0	0	L	30-31
2022 TOTALS			1-1	5	5	0	0.0	0.0	0	0	0	1	15	15	0	1	0	0	0	0	0	0	0	0	0	0-1	

2023 GAME-BY-GAME POSTSEASON STATISTICS (CHIEFS)

DATE	OPPONENT	P/S	TACKLES							INTERCEPTIONS				O. FUMB				ST				MISC		W/L	SCORE		
			TK	S	A	SK	YDS	TFL	YDS	QBH	NO	YDS	LG	TD	PD	FF	FR	TD	YDS	TK	S	A	FF			FR	S
01/13	Dolphins	P	4	4	0	0.0	0.0	0	0	0	0	0	0	0	0	0	0	0	0	0	0	0	0	0	0	W	26-7
01/21	at Bills	P	7	4	3	0.0	0.0	1	3	0	0	0	0	0	0	0	0	0	0	0	0	0	0	0	0	W	27-24
01/28	at Ravens	S	8	8	0	0.0	0.0	0	0	0	0	0	0	0	0	0	0	0	0	0	0	0	0	0	0	W	17-10
02/11	49ers	P	2	0	2	0.0	0.0	0	0	0	0	0	0	0	0	0	0	0	0	0	0	0	0	0	0	W	25-22+
2023 TOTALS			4-1	21	16	5	0.0	0.0	1	3	0	0	0	0	0	0	0	0	0	0	0	0	0	0	0	4-0	

+ - Overtime





MONTRELL WASHINGTON



WIDE RECEIVER #80
SAMFORD

3RD YEAR IN THE NFL

2ND YEAR WITH THE CHIEFS

HEIGHT: 5'10"
WEIGHT: 170 LBS
DRAFTED: FA-23
BIRTHDAY: 3/14/99

- Washington enters his second season with the Chiefs in 2024.
- Originally entered the NFL as a fifth round pick (162nd overall) by the Denver Broncos.

Signed with Kansas City (2/14/24) ... Signed to Kansas City's practice squad (10/19/2023) ... Cut from Kansas City's practice squad (10/19/23) ... Signed to Kansas City's active roster (9/27/23) ... Signed to Kansas City's practice squad (8/31/23) ... Released by the Broncos (8/29/23) ... Originally entered the NFL as a fifth round pick (162nd overall) by the Denver Broncos.

Transactions:

COLLEGE

Played four years for Samford (2017-21, no 2020 season) ... Totaled 38 games, 129 receptions, 1,686 receiving yards and 16 touchdowns ... Played a role at both kick and punt return totaling 46 kick returns, averaging 27.5 yards per return with one kick returned for a touchdown through his five years ... Totaled 47 punt returns for 746 yards and an average of 19.6 yards per return and four punt returns for a touchdown ... Started all seven games in 2021 ... Named first-team All-SoCon as a return specialist and second team All-SoCon as a wide receiver ... Caught 27 passes for 406 yards and four touchdowns ... Returned 18 punts for an average of 11.1 yards per return ... Returned one to the house for a 55-yard touchdown In 2019 was named first-team All-American as a return specialist by STATS and second-team All-American by both HERO Sports and Phil Steele ... Named second-team All-SoCon as a return specialist (2019) ... Started nine-of-10 games in 2019 ... Played in nine games (2018) with 14 catches for 62 yards ... Rushed 17 times for 52 yards ... Returned five kickoffs for 20.1 yards per return ... As a freshman (2017) was named to the SoCon All-Freshman team ... Saw action in 12 games ... Caught 19 passes for 197 yards and one touchdown ... Rushed 22 times for 93 yards.

PERSONAL

- Was an All-County, All-Region and All-State honoree.
- Team captain of his football team as a senior in 2016.
- Was named Offensive Player of the Year for Region 4 by the Cherokee Tribune.
- Named Player of the Year by the Gridiron Club and the team's MVP.
- Caught 93 passes for 1,086 yards and 10 touchdowns as a senior.
- Amassed 2,265 all-purpose yards as a senior.

REGULAR SEASON COMPARISON: RECEIVING - JACKSONVILLE JAGUARS

DATE	OPP	W/L	GP/GS	REC	YDS.	AVG.	TD	LG	TGTS	YAC
10/30/22	DEN @ JAX	W	P	1	1	1.0	0	1	1	5
TOTALS		1/0	1/0	1	1	1.0	0	1	1	5

MONTRELL WASHINGTON'S NFL REGULAR SEASON RUSHING/RECEIVING STATISTICS

DATE	TEAM	GP	GS	RECEIVING					RUSHING				
				NO.	YDS.	AVG.	LG	TD	NO.	YDS.	AVG.	LG	TD
2022	Broncos	15	1	4	2	0.5	4	0	5	30	6.0	19	0
2023	Chiefs	6	0	0	0	0.0	0	0	0	0	0.0	0	0
NFL TOTALS		21	1	4	2	0.5	4	0	5	30	6.0	19	0

MONTRELL WASHINGTON'S NFL POSTSEASON RUSHING/RECEIVING STATISTICS

DATE	TEAM	GP	GS	RECEIVING					RUSHING				
				NO.	YDS.	AVG.	LG	TD	NO.	YDS.	AVG.	LG	TD
2023	Chiefs	0	0	0	0	0.0	0	0	0	0	0.0	0	0
NFL TOTALS		0	0	0	0	0.0	0	0	0	0	0.0	0	0



MONTELL WASHINGTON'S NFL REGULAR SEASON RETURN STATISTICS

DATE	TEAM	KICKOFF RETURNS					PUNT RETURNS					
		RET.	YDS.	AVG.	LG	TD	NO.	FC	YDS.	AVG.	LG	TD
2022	Broncos	18	340	18.9	29	0	32	14	271	8.5	30	0
2023	Chiefs	1	20	20.0	20	0	8	4	61	7.6	23	0
NFL TOTALS		19	360	18.9	29	0	40	18	332	8.3	30	0

MONTELL WASHINGTON'S NFL POSTSEASON RETURN STATISTICS

DATE	TEAM	KICKOFF RETURNS					PUNT RETURNS					
		RET.	YDS.	AVG.	LG	TD	NO.	FC	YDS.	AVG.	LG	TD
2023	Chiefs	0	0	0.0	0	0	0	0	0	0.0	0	0
NFL TOTALS		0	0	0.0	0	0	0	0	0	0.0	0	0

SINGLE-GAME HIGHS: RUSHING/RECEIVING

<p>Rush Attempts</p> <p>1 at Baltimore, Dec 04, 2022 1 at Carolina, Nov 27, 2022 1 vs. N.Y. Jets, Oct 23, 2022 ...2 more at 1.</p> <p>Rushing Yards</p> <p>19 vs. Houston, Sep 18, 2022 9 vs. Indianapolis, Oct 06, 2022 2 vs. N.Y. Jets, Oct 23, 2022 1 at Carolina, Nov 27, 2022</p> <p>Longest Runs</p> <p>19 vs. Houston, Sep 18, 2022 9 vs. Indianapolis, Oct 06, 2022 2 vs. N.Y. Jets, Oct 23, 2022 1 at Carolina, Nov 27, 2022</p> <p>Receptions</p> <p>1 at Carolina, Nov 27, 2022 1 at Jacksonville, Oct 30, 2022 1 at L.A. Chargers, Oct 17, 2022 ...1 more at 1.</p> <p>Receiving Yards</p> <p>4 at Las Vegas, Oct 02, 2022 1 at Jacksonville, Oct 30, 2022</p> <p>Longest Receptions</p> <p>4 at Las Vegas, Oct 02, 2022 1 at Jacksonville, Oct 30, 2022</p> <p>All-Purpose Yards</p> <p>95 vs. Houston, Sep 18, 2022 70 at Las Vegas, Oct 02, 2022 68 vs. Las Vegas, Nov 20, 2022 54 at Seattle, Sep 12, 2022 50 vs. Kansas City, Dec 11, 2022</p> <p>Kickoff Returns</p> <p>3 vs. Las Vegas, Nov 20, 2022 3 at Seattle, Sep 12, 2022 2 at Baltimore, Dec 04, 2022 2 at Carolina, Nov 27, 2022 1 at Minnesota, Oct 08, 2023 ...8 more at 1.</p>	<p>Kickoff Return Yards</p> <p>51 at Seattle, Sep 12, 2022 48 at Carolina, Nov 27, 2022 41 vs. Las Vegas, Nov 20, 2022 29 at L.A. Rams, Dec 25, 2022 29 vs. Kansas City, Dec 11, 2022</p> <p>Longest Kickoff Return</p> <p>29 at L.A. Rams, Dec 25, 2022 29 vs. Kansas City, Dec 11, 2022 26 at L.A. Chargers, Oct 17, 2022 25 at Carolina, Nov 27, 2022 23 at Carolina, Nov 27, 2022</p> <p>Fair Catches</p> <p>3 at N.Y. Jets, Oct 01, 2023 2 at Baltimore, Dec 04, 2022 2 at Carolina, Nov 27, 2022 2 vs. Las Vegas, Nov 20, 2022 ...2 more at 2.</p> <p>Punt Return Yards</p> <p>66 at Las Vegas, Oct 02, 2022 59 vs. Houston, Sep 18, 2022 33 vs. Chicago, Sep 24, 2023 27 vs. Las Vegas, Nov 20, 2022 23 vs. Arizona, Dec 18, 2022 30 at Las Vegas, Oct 02, 2022 23 vs. Chicago, Sep 24, 2023 21 vs. Kansas City, Dec 11, 2022 20 at Las Vegas, Oct 02, 2022 19 vs. Houston, Sep 18, 2022</p> <p>Punt Returns</p> <p>4 vs. Arizona, Dec 18, 2022 4 at Jacksonville, Oct 30, 2022 4 vs. Houston, Sep 18, 2022 3 vs. Denver, Oct 12, 2023 ...4 more at 3.</p> <p>Punt Return Average</p> <p>22.0 at Las Vegas, Oct 02, 2022 14.8 vs. Houston, Sep 18, 2022 11.0 vs. Chicago, Sep 24, 2023 6.3 at Baltimore, Dec 04, 2022 5.8 vs. Arizona, Dec 18, 2022</p> <p>Kickoff Return Average</p> <p>17.0 at Seattle, Sep 12, 2022 13.7 vs. Las Vegas, Nov 20, 2022</p>
--	---



2022 GAME-BY-GAME REGULAR-SEASON STATISTICS (BRONCOS)

DATE	OPPONENT	P/S	RECEIVING					RUSHING					W/L	SCORE	
			NO.	YDS.	AVG.	LG	TD	NO.	YDS.	AVG.	LG	TD			
09/12	at Seahawks	P	0	0	0.0	0	0	0	0	0.0	0	0	0	L	16-17
09/18	Texans	P	0	0	0.0	0	0	1	19	19.0	19	0	W	16-9	
09/25	49ers	P	0	0	0.0	0	0	0	0	0.0	0	0	W	11-10	
10/02	at Raiders	P	1	4	4.0	4	0	0	0	0.0	0	0	L	23-32	
10/06	Colts	P	0	0	0.0	0	0	1	9	9.0	9	0	L	9-12+	
10/17	at Chargers	P	1	0	0.0	0	0	0	0	0.0	0	0	L	16-19+	
10/23	Jets	P	0	0	0.0	0	0	1	2	2.0	2	0	L	9-16	
10/30	at Jaguars	P	1	1	1.0	1	0	0	0	0.0	0	0	W	21-17	
11/13	at Titans	P	0	0	0.0	0	0	0	0	0.0	0	0	L	10-17	
11/20	Raiders	P	0	0	0.0	0	0	0	0	0.0	0	0	L	16-22+	
11/27	at Panthers	S	1	-3	-3.0	-3	0	1	1	1.0	1	0	L	10-23	
12/04	at Ravens	P	0	0	0.0	0	0	1	-1	-1.0	-1	0	L	9-10	
12/11	Chiefs	P	0	0	0.0	0	0	0	0	0.0	0	0	L	28-34	
12/18	Cardinals	P	0	0	0.0	0	0	0	0	0.0	0	0	W	24-15	
12/25	at Rams	P	0	0	0.0	0	0	0	0	0.0	0	0	L	14-51	
01/01	at Chiefs												L	24-27	
01/08	Chargers												W	31-28	
2022 TOTALS		15-1	4	2	0.5	4	0	5	30	6.0	19	0	5-12		

+ - Overtime

2023 GAME-BY-GAME REGULAR-SEASON STATISTICS (CHIEFS)

DATE	OPPONENT	P/S	RECEIVING					RUSHING					W/L	SCORE
			NO.	YDS.	AVG.	LG	TD	NO.	YDS.	AVG.	LG	TD		
09/07	Lions												L	20-21
09/17	at Jaguars												W	17-9
09/24	Bears	P	0	0	0.0	0	0	0	0	0.0	0	0	W	41-10
10/01	at Jets	P	0	0	0.0	0	0	0	0	0.0	0	0	W	23-20
10/08	at Vikings	P	0	0	0.0	0	0	0	0	0.0	0	0	W	27-20
10/12	Broncos	P	0	0	0.0	0	0	0	0	0.0	0	0	W	19-8
10/22	Chargers												W	31-17
10/29	at Broncos												L	9-24
11/05	Dolphins												W	21-14
11/20	Eagles												L	17-21
11/26	at Raiders	P	0	0	0.0	0	0	0	0	0.0	0	0	W	31-17
12/03	at Packers												L	19-27
12/10	Bills												L	17-20
12/17	at Patriots												W	27-17
12/25	Raiders	P	0	0	0.0	0	0	0	0	0.0	0	0	L	14-20
12/31	Bengals												W	25-17
01/07	at Chargers												W	13-12
2023 TOTALS		6-0	0	0	0.0	0	0	0	0	0.0	0	0	11-6	

2023 GAME-BY-GAME POSTSEASON STATISTICS (CHIEFS)


DATE	OPPONENT	P/S	RECEIVING					RUSHING					W/L	SCORE
			NO.	YDS.	AVG.	LG	TD	NO.	YDS.	AVG.	LG	TD		
01/13	Dolphins												W	26-7
01/21	at Bills												W	27-24
01/28	at Ravens												W	17-10
02/11	49ers												W	25-22+
2023 TOTALS		0-0	0	0	0.0	0	0	0	0	0.0	0	0	4-0	

+ - Overtime





JAYLEN WATSON



CORNERBACK #35
WASHINGTON STATE

3RD YEAR IN THE NFL

3RD YEAR WITH THE CHIEFS

HEIGHT: 6'2"
WEIGHT: 197 LBS
DRAFTED: D7A-22
BIRTHDAY: 9/17/98

- Watson enters his third season with the Chiefs in 2024.
- Originally entered the NFL as the first of three seventh-round picks (243rd overall) by the Kansas City Chiefs in the 2022 NFL Draft.

Career Highlights:

- With a 99-yard interception returned for a touchdown in Week 2 of his rookie season, Jaylen Watson became the second fastest player in NFL history since the 1970 merger to intercept a pass for 90+ yards. Former NFL DB Sam Garnes is the

fastest, recording a 95-yard interception in Week 1 of his rookie season.

Honors:

- 2022 Week 2 AFC Defensive Player of the Week.

Transactions:

Originally entered the NFL as the first of three seventh-round picks (243rd overall) by the Kansas City Chiefs in the 2022 NFL Draft.

COLLEGE

Played two years at Ventura College in California prior to transferring to Washington State where he played two seasons ... At WSU, he logged 44 tackles (34 solo), two interceptions returned for 11 yards, five passes defensed, one forced fumble and five fumble recoveries in 15 games played ... Named All-Pac-12 Conference honorable mention ... At Ventura College in California he was named to Junior College Bureau All-America first-team, PrepStar JC All-America Team, All-State Region III first-team and All-Northern Conference first-team after making 43 tackles with 13 pass breakups, four interceptions and one fumble recovery in 2018... Also averaged 16.3 yards-per-punt return on 10 returns ... Helped Ventura win Southern California Football Association Championship and was named defensive player of the game after making nine tackles and one pass breakup ... In 2017, his freshman year at Ventura College in California, he was named Junior College Bureau All-American and to the All-State Region III first-team and All-Northern Conference first-team after making 30 tackles with one sack and four interceptions.

PERSONAL

- Attended Lucy C. Laney High School in Augusta, Ga.
- As a senior, he was named All-Region 4-AA Offensive Player of the Year as a wide receiver and also played defensive back.
- Also played basketball.

JAYLEN WATSON'S NFL REGULAR SEASON DEFENSIVE STATISTICS

DATE	TEAM	GP	GS	TACKLES							INTERCEPTIONS					O. FUMB				ST				MISC			
				TK	S	A	TFL	YDS	SK	YDS	QBH	NO	YDS	LG	TD	PD	FF	FR	TD	YDS	TK	S	A	FF	FR	S	A
2022	Chiefs	16	6	46	37	9	3	4	0.0	0.0	0	1	99	99t	1	6	0	0	0	0	3	0	3	0	0	0	0
2023	Chiefs	16	2	30	25	5	2	17	2.0	17.0	2	0	0	0	0	6	0	0	0	0	3	3	0	0	0	0	
NFL TOTALS		32	8	76	62	14	5	21	2.0	17.0	2	1	99	99T	1	12	0	0	0	0	6	3	3	0	0	0	0

JAYLEN WATSON'S NFL POSTSEASON DEFENSIVE STATISTICS

DATE	TEAM	GP	GS	TACKLES							INTERCEPTIONS					O. FUMB				ST				MISC		
				TK	S	A	TFL	YDS	SK	YDS	QBH	NO	YDS	LG	TD	PD	FF	FR	TD	YDS	TK	S	A	FF	FR	S
2022	Chiefs	3	3	10	10	0	0	0	0.0	0.0	1	2	11	10	0	4	0	0	0	0	1	1	0	0	0	0
2023	Chiefs	4	0	6	6	0	0	0	0.0	0.0	0	0	0	0	0	1	0	0	0	0	1	1	0	0	1	0
NFL TOTALS		7	3	16	16	0	0	0	0.0	0.0	1	2	11	10	0	5	0	0	0	0	2	2	0	0	1	0



SINGLE-GAME HIGHS: DEFENSIVE

Total Tackles 8 at L.A. Chargers, Jan 07, 2024
 7 vs. Denver, Jan 01, 2023
 7 at Indianapolis, Sep 25, 2022
 6 at San Francisco, Oct 23, 2022
 6 vs. Buffalo, Oct 16, 2022

Solo Tackles 8 at L.A. Chargers, Jan 07, 2024
 6 vs. Denver, Jan 01, 2023
 6 at Indianapolis, Sep 25, 2022
 5 vs. Buffalo, Oct 16, 2022
 5 at Tampa Bay, Oct 02, 2022

Sacks 1.0 at New England, Dec 17, 2023
 1.0 vs. Miami, Nov 05, 2023

Passes Defensed 2 at L.A. Chargers, Jan 07, 2024
 2 vs. Denver, Oct 12, 2023
 1 vs. Las Vegas, Dec 25, 2023
 1 at Las Vegas, Nov 26, 2023
 ...6 more at 1.

Tackles For Loss 1 at New England, Dec 17, 2023
 1 vs. Miami, Nov 05, 2023
 1 vs. Seattle, Dec 24, 2022
 ...2 more at 1.

Interceptions 1 vs. L.A. Chargers, Sep 15, 2022

Special Teams Tackles 2 at Arizona, Sep 11, 2022
 1 at New England, Dec 17, 2023
 1 at Green Bay, Dec 03, 2023
 1 at Minnesota, Oct 08, 2023
 ...1 more at 1.

SINGLE-GAME HIGHS - POSTSEASON: DEFENSIVE

Total Tackles 4 vs. Cincinnati, Jan 29, 2023
 3 at Philadelphia, Feb 12, 2023
 3 vs. Jacksonville, Jan 21, 2023
 2 vs. San Francisco, Feb 11, 2024
 2 at Baltimore, Jan 28, 2024
 ...1 more at 2.

Solo Tackles 4 vs. Cincinnati, Jan 29, 2023
 3 at Philadelphia, Feb 12, 2023
 3 vs. Jacksonville, Jan 21, 2023
 2 vs. San Francisco, Feb 11, 2024
 2 at Baltimore, Jan 28, 2024
 ...1 more at 2.

Passes Defensed 2 vs. Cincinnati, Jan 29, 2023
 2 vs. Jacksonville, Jan 21, 2023

Interceptions 1 vs. Cincinnati, Jan 29, 2023
 1 vs. Jacksonville, Jan 21, 2023

Interception Return Yards 1 vs. Jacksonville, Jan 21, 2023

Special Teams Tackles 1 vs. Jacksonville, Jan 21, 2023

Special Teams Fumble Recoveries 1 vs. San Francisco, Feb 11, 2024

2022 GAME-BY-GAME REGULAR-SEASON STATISTICS (CHIEFS)

DATE	OPPONENT	P/S	TACKLES							INTERCEPTIONS					O. FUMB				ST				MISC		W/L	SCORE	
			TK	S	A	SK	YDS	TFL	YDS	QBH	NO	YDS	LG	TD	PD	FF	FR	TD	YDS	TK	S	A	FF	FR			S
09/11	at Cardinals	P	0	0	0	0.0	0.0	0	0	0	0	0	0	1	0	0	0	0	2	0	2	0	0	0	0	W	44-21
09/15	Chargers	S	4	3	1	0.0	0.0	0	0	0	1	99	99	1	1	0	0	0	0	0	0	0	0	0	0	W	27-24
09/25	at Colts	S	7	6	1	0.0	0.0	1	1	0	0	0	0	0	1	0	0	0	0	0	0	0	0	0	L	17-20	
10/02	at Buccaneers	S	5	5	0	0.0	0.0	0	0	0	0	0	0	1	0	0	0	0	0	0	0	0	0	0	W	41-31	
10/10	Raiders	P	2	1	1	0.0	0.0	0	0	0	0	0	0	0	0	0	0	0	0	0	0	0	0	0	W	30-29	
10/16	Bills	S	6	5	1	0.0	0.0	0	0	0	0	0	0	0	0	0	0	0	0	0	0	0	0	0	L	20-24	
10/23	at 49ers	S	6	4	2	0.0	0.0	0	0	0	0	0	0	0	0	0	0	0	0	0	0	0	0	0	W	44-23	
11/06	Titans	P	0	0	0	0.0	0.0	0	0	0	0	0	0	0	1	0	0	0	0	0	0	0	0	0	W	20-17+	
11/13	Jaguars	P	1	1	0	0.0	0.0	0	0	0	0	0	0	0	0	0	0	0	0	0	0	0	0	0	W	27-17	
11/20	at Chargers	P	2	2	0	0.0	0.0	1	2	0	0	0	0	0	0	0	0	0	0	0	0	0	0	0	W	30-27	
11/27	Rams	P	0	0	0	0.0	0.0	0	0	0	0	0	0	0	0	0	0	0	0	0	0	0	0	0	W	26-10	
12/04	at Bengals														DID NOT PLAY									L	24-27		
12/11	at Broncos	P	3	1	2	0.0	0.0	0	0	0	0	0	0	0	0	0	0	0	0	0	0	0	0	0	W	34-28	
12/18	at Texans	P	0	0	0	0.0	0.0	0	0	0	0	0	0	0	1	0	0	0	0	0	0	0	0	0	W	30-24+	
12/24	Seahawks	P	2	2	0	0.0	0.0	1	1	0	0	0	0	0	0	0	0	0	0	0	0	0	0	0	W	24-10	
01/01	Broncos	S	7	6	1	0.0	0.0	0	0	0	0	0	0	0	0	0	0	0	0	0	0	0	0	0	W	27-24	
01/07	at Raiders	P	1	1	0	0.0	0.0	0	0	0	0	0	0	0	0	0	0	0	1	0	1	0	0	0	W	31-13	
2022 TOTALS			16-6	46	37	9	0.0	0.0	3	4	0	1	99	99T	1	6	0	0	0	0	3	0	3	0	0	0	14-3

+ - Overtime



2023 GAME-BY-GAME REGULAR-SEASON STATISTICS (CHIEFS)

DATE	OPPONENT	P/S	TACKLES							INTERCEPTIONS					O. FUMB				ST				MISC		W/L	SCORE								
			TK	S	A	SK	YDS	TFL	YDS	QBH	NO	YDS	LG	TD	PD	FF	FR	TD	YDS	TK	S	A	FF	FR			S	A						
09/07	Lions	P	0	0	0	0.0	0.0	0	0	0	0	0	0	0	0	0	0	0	0	0	0	0	0	0	0	0	L	20-21						
09/17	at Jaguars	P	2	2	0	0.0	0.0	0	0	0	0	0	0	0	0	0	0	0	0	0	0	0	0	0	0	W	17-9							
09/24	Bears	P	1	1	0	0.0	0.0	0	0	0	0	0	0	0	0	0	0	0	0	0	0	0	0	0	0	W	41-10							
10/01	at Jets		INACTIVE																					W	23-20									
10/08	at Vikings	P	3	3	0	0.0	0.0	0	0	0	0	0	0	0	0	0	0	0	0	0	0	0	0	0	0	W	27-20							
10/12	Broncos	P	1	1	0	0.0	0.0	0	0	0	0	0	0	0	2	0	0	0	0	0	0	0	0	0	0	W	19-8							
10/22	Chargers	S	3	2	1	0.0	0.0	0	0	0	0	0	0	0	0	0	0	0	0	0	0	0	0	0	0	W	31-17							
10/29	at Broncos	P	0	0	0	0.0	0.0	0	0	0	0	0	0	0	0	0	0	0	0	0	0	0	0	0	0	L	9-24							
11/05	Dolphins	P	5	3	2	1.0	7.0	1	7	1	0	0	0	0	0	0	0	0	0	0	0	0	0	0	0	W	21-14							
11/20	Eagles	P	1	1	0	0.0	0.0	0	0	0	0	0	0	0	0	0	0	0	0	0	0	0	0	0	0	L	17-21							
11/26	at Raiders	P	2	2	0	0.0	0.0	0	0	0	0	0	0	0	1	0	0	0	0	0	0	0	0	0	0	W	31-17							
12/03	at Packers	P	0	0	0	0.0	0.0	0	0	0	0	0	0	0	0	0	0	0	0	0	0	0	0	0	0	L	19-27							
12/10	Bills	P	0	0	0	0.0	0.0	0	0	0	0	0	0	0	0	0	0	0	0	0	0	0	0	0	0	L	17-20							
12/17	at Patriots	P	1	1	0	1.0	10.0	1	10	1	0	0	0	0	0	0	0	0	0	0	0	0	0	0	0	W	27-17							
12/25	Raiders	P	0	0	0	0.0	0.0	0	0	0	0	0	0	0	1	0	0	0	0	0	0	0	0	0	0	L	14-20							
12/31	Bengals	P	3	1	2	0.0	0.0	0	0	0	0	0	0	0	0	0	0	0	0	0	0	0	0	0	0	W	25-17							
01/07	at Chargers	S	8	8	0	0.0	0.0	0	0	0	0	0	0	0	2	0	0	0	0	0	0	0	0	0	0	W	13-12							
2023 TOTALS			16-2	30	25	5	2.0	17.0	2	17	2	0	0	0	0	6	0	0	0	0	3	3	0	0	0	0	0	0	0	0	0	0	0	11-6

2022 GAME-BY-GAME POSTSEASON STATISTICS (CHIEFS)

DATE	OPPONENT	P/S	TACKLES							INTERCEPTIONS					O. FUMB				ST				MISC		W/L	SCORE								
			TK	S	A	SK	YDS	TFL	YDS	QBH	NO	YDS	LG	TD	PD	FF	FR	TD	YDS	TK	S	A	FF	FR			S	A						
01/21	Jaguars	S	3	3	0	0.0	0.0	0	0	1	1	1	1	0	2	0	0	0	0	0	0	0	0	0	0	0	W	27-20						
01/29	Bengals	S	4	4	0	0.0	0.0	0	0	0	1	10	10	0	2	0	0	0	0	0	0	0	0	0	0	0	W	23-20						
02/12	at Eagles	S	3	3	0	0.0	0.0	0	0	0	0	0	0	0	0	0	0	0	0	0	0	0	0	0	0	W	38-35							
2022 TOTALS			3-3	10	10	0	0.0	0.0	0	0	1	2	11	10	0	4	0	0	0	0	1	1	0	0	0	0	0	0	0	0	0	0	0	3-0

2023 GAME-BY-GAME POSTSEASON STATISTICS (CHIEFS)


DATE	OPPONENT	P/S	TACKLES							INTERCEPTIONS					O. FUMB				ST				MISC		W/L/T	SCORE							
			TK	S	A	SK	YDS	TFL	YDS	QBH	NO	YDS	LG	TD	PD	FF	FR	TD	YDS	TK	S	A	FF	FR			S	A					
01/13	Dolphins	P	0	0	0	0.0	0.0	0	0	0	0	0	0	0	0	0	0	0	0	0	0	0	0	0	0	0	W	26-7					
01/21	at Bills	P	2	2	0	0.0	0.0	0	0	0	0	0	0	0	1	0	0	0	0	0	0	0	0	0	0	0	W	27-24					
01/28	at Ravens	P	2	2	0	0.0	0.0	0	0	0	0	0	0	0	0	0	0	0	0	0	0	0	0	0	0	W	17-10						
02/11	49ers	P	2	2	0	0.0	0.0	0	0	0	0	0	0	0	0	0	0	0	0	0	0	0	0	0	1	0	W	25-22+					
2023 TOTALS			4-0	6	6	0	0.0	0.0	0	0	0	0	0	0	1	0	0	0	0	0	1	1	0	0	1	0	0	0	0	0	0	0	4-0

+ - Overtime





JUSTIN WATSON



WIDE RECEIVER #84
PENNSYLVANIA

7TH YEAR IN THE NFL

3RD YEAR WITH THE CHIEFS

HEIGHT: 6'2"
WEIGHT: 215 LBS
DRAFTED: FA-22
BIRTHDAY: 4/4/96

- Watson enters his third season with the Chiefs in 2024.
- Originally entered the NFL as a fifth-round pick (144th overall) by the Tampa Bay Buccaneers in the 2018 NFL Draft.

Re-signed with Kansas City (4/17/23) ... Signed with Kansas City (2/5/22) ... Released by Tampa Bay (1/31/22) ... Signed with Tampa Bay's practice squad (1/18/22) ... Released by Tampa Bay (1/15/22) ... Originally entered the NFL as a fifth-round pick (144th overall) by the Tampa Bay Buccaneers in the 2018 NFL Draft.

Transactions:

COLLEGE

Was a standout wide receiver at UPenn from 2014 to 2017 ... Finished his UPenn career first in receptions (286), first in receiving yards (3,777), first in receiving touchdowns (33), first in all-purpose yards (4,116), second in total touchdowns (34) and fourth in scoring (208 points) ... Was also decorated amongst other Ivy League players, finishing first in 100-yard games (19), consecutive games with a receiving touchdown (10) and consecutive games with a reception (40) ... 2015, 2016 Ivy League Champion ... Two-time Finalist for STATS FCS Walter Payton Award as FCS Offensive Player of the Year (2016, 2017) ... Two-time Finalist for STATS FCS Doris Robinson Award as Student-Athlete of the Year (2016-17) ... 2017 STATS FCS first-team All-American ... 2017 AP third-team All-American ... 2017 CollegeSportsMadness.com third-team All-American ... 2017 unanimous first-team All-Ivy ... 2017 ECAC All-Star ... 2017 National Football Foundation William V. Campbell Trophy Semifinalist as Scholar-Athlete of the Year ... 2017 *Philadelphia Inquirer* Academic All-Area Performer of the Year ... 2016 STATS FCS second-team All-American ... 2016 unanimous first-team All-Ivy ... 2016 ECAC All-Star ... 2016 Ivy League Offensive Player of the Week (10/31, 11/14) ... 2016 CoSIDA Academic All-District honoree ... 2016 FCS Athletic Directors Association Academic All-Star ... 2016 *Philadelphia Inquirer* Academic All-Area Performer of the Year ... 2015 STATS FCS third-team All-American ... 2015 unanimous first-team All-Ivy ... 2015 *Philadelphia Inquirer* Academic All-Area Performer of the Year ... 2015 Ivy League Offensive Player of the Week (9/27, 11/16) ... 2015 STATS FCS National Offensive Player of the Week (11/14) ... Three-time finalist for Ivy League Offensive Player of the Year (2015, 2016, 2017).

PERSONAL

- Lettered three years in football and served as team captain as a senior.
- Named first-team All-State and All-Conference as a senior.
- Set league records with 1,568 receiving yards and 22 touchdown receptions in a season (2013), which placed him fourth and third in state history in those categories, respectively.
- Selected as 2013 *Almanac* MVP.
- Named to *Pittsburgh Tribune-Review* Terrific 22, *Observer Reporter* Elite 11 and *Pittsburgh Post-Gazette* West Fabulous 22 as a senior.
- Selected to 2014 Big 33 All Star Game.
- Named to 2013 All-Academic Gold team by *Pennsylvania Football News*.
- Member of the winningest class in South Fayette history at 49-6, including 27-1 over his final two seasons with a perfect 16-0 record en route to the 2013 state championship.
- Also won three conference titles and two district championships.
- Also lettered three years in basketball and served as captain as a senior.
- Son of Terri and Doug Watson.
- Was a finance major at the Wharton School at the University of Pennsylvania.



JUSTIN WATSON'S NFL REGULAR SEASON RUSHING/RECEIVING STATISTICS

DATE	TEAM	GP	GS	RECEIVING					RUSHING				
				NO.	YDS.	AVG.	LG	TD	NO.	YDS.	AVG.	LG	TD
2018	Buccaneers	12	0	1	5	5.0	5	0	0	0	0.0	0	0
2019	Buccaneers	16	2	15	159	10.6	17t	2	0	0	0.0	0	0
2020	Buccaneers	11	2	7	94	13.4	36	0	0	0	0.0	0	0
2021	Buccaneers	1	0	0	0	0.0	0	0	0	0	0.0	0	0
2022	Chiefs	17	5	15	315	21.0	67	2	0	0	0.0	0	0
2023	Chiefs	16	8	27	460	17.0	41	3	0	0	0.0	0	0
NFL TOTALS		73	17	65	1,033	15.9	67	7	0	0	0.0	0	0

JUSTIN WATSON'S NFL POSTSEASON RUSHING/RECEIVING STATISTICS

DATE	TEAM	GP	GS	RECEIVING					RUSHING				
				NO.	YDS.	AVG.	LG	TD	NO.	YDS.	AVG.	LG	TD
2020	Buccaneers	1	0	0	0	0.0	0	0	0	0	0.0	0	0
2021	Buccaneers	0	0	0	0	0.0	0	0	0	0	0.0	0	0
2022	Chiefs	2	0	3	30	10.0	12	0	0	0	0.0	0	0
2023	Chiefs	4	1	6	90	15.0	25	0	0	0	0.0	0	0
NFL TOTALS		7	1	9	120	13.3	25	0	0	0	0.0	0	0

JUSTIN WATSON'S NFL REGULAR SEASON RETURN STATISTICS

DATE	TEAM	KICKOFF RETURNS					PUNT RETURNS					
		RET.	YDS.	AVG.	LG	TD	NO.	FC	YDS.	AVG.	LG	TD
2018	Buccaneers	0	0	0.0	0	0	0	0	0	0.0	0	0
2019	Buccaneers	0	0	0.0	0	0	2	5	3	1.5	7	0
2020	Buccaneers	2	19	9.5	13	0	0	0	0	0.0	0	0
2021	Buccaneers	0	0	0.0	0	0	0	0	0	0.0	0	0
2022	Chiefs	0	0	0.0	0	0	5	3	39	7.8	17	0
2023	Chiefs	0	0	0.0	0	0	0	0	0	0.0	0	0
NFL TOTALS		2	19	9.5	13	0	7	8	42	6.0	17	0

JUSTIN WATSON'S NFL POSTSEASON RETURN STATISTICS

DATE	TEAM	KICKOFF RETURNS					PUNT RETURNS					
		RET.	YDS.	AVG.	LG	TD	NO.	FC	YDS.	AVG.	LG	TD
2020	Buccaneers	0	0	0.0	0	0	0	0	0	0.0	0	0
2021	Buccaneers	0	0	0.0	0	0	0	0	0	0.0	0	0
2022	Chiefs	0	0	0.0	0	0	0	0	0	0.0	0	0
2023	Chiefs	0	0	0.0	0	0	0	0	0	0.0	0	0
NFL TOTALS		0	0	0.0	0	0	0	0	0	0.0	0	0



SINGLE-GAME HIGHS: RUSHING/RECEIVING

Receptions 5 vs. Philadelphia, Nov 20, 2023
 5 vs. Houston, Dec 21, 2019
 5 vs. Indianapolis, Dec 08, 2019
 4 vs. Las Vegas, Dec 25, 2023
 ...1 more at 4.

Receiving Yards 67 at Las Vegas, Jan 07, 2023
 67 at L.A. Chargers, Nov 20, 2022
 62 at Jacksonville, Sep 17, 2023
 59 vs. Indianapolis, Dec 08, 2019
 56 at Minnesota, Oct 08, 2023

Receiving Average 22.3 at L.A. Chargers, Nov 20, 2022
 20.7 at Jacksonville, Sep 17, 2023
 11.8 vs. Indianapolis, Dec 08, 2019
 10.6 vs. Philadelphia, Nov 20, 2023
 10.0 vs. L.A. Chargers, Oct 04, 2020

Longest Receptions 67 at Las Vegas, Jan 07, 2023
 41 vs. Cincinnati, Dec 31, 2023
 41t vs. L.A. Chargers, Sep 15, 2022
 37 vs. Chicago, Sep 24, 2023
 36 vs. Carolina, Sep 20, 2020

Receiving TDs 1 vs. Las Vegas, Dec 25, 2023
 1 at Las Vegas, Nov 26, 2023
 1 vs. Philadelphia, Nov 20, 2023
 ...4 more at 1.

All-Purpose Yards 67 at Las Vegas, Jan 07, 2023
 67 at L.A. Chargers, Nov 20, 2022
 62 at Jacksonville, Sep 17, 2023
 62 vs. Indianapolis, Dec 08, 2019
 56 at Minnesota, Oct 08, 2023

Kickoff Returns 1 vs. Kansas City, Nov 29, 2020
 1 at N.Y. Giants, Nov 02, 2020

Kickoff Return Yards 13 at N.Y. Giants, Nov 02, 2020
 6 vs. Kansas City, Nov 29, 2020

Longest Kickoff Return 13 at N.Y. Giants, Nov 02, 2020
 6 vs. Kansas City, Nov 29, 2020

Fair Catches 3 at Detroit, Dec 15, 2019
 2 vs. Indianapolis, Dec 08, 2019
 1 at Denver, Dec 11, 2022
 1 at Cincinnati, Dec 04, 2022
 1 vs. L.A. Rams, Nov 27, 2022

Punt Return Yards 22 at Denver, Dec 11, 2022
 17 vs. Tennessee, Nov 06, 2022
 3 vs. Indianapolis, Dec 08, 2019

Longest Punt Return 17 vs. Tennessee, Nov 06, 2022
 7 at Denver, Dec 11, 2022
 7 at Denver, Dec 11, 2022
 7 at Denver, Dec 11, 2022
 ...1 more at 7.

Punt Returns 4 at Denver, Dec 11, 2022
 2 vs. Indianapolis, Dec 08, 2019
 1 vs. Tennessee, Nov 06, 2022

Punt Return Average 5.5 at Denver, Dec 11, 2022

Special Teams Tackles 2 at Carolina, Nov 15, 2020
 2 at New Orleans, Sep 13, 2020
 2 vs. Arizona, Nov 10, 2019
 1 at New England, Dec 17, 2023
 ...14 more at 1.

Most TDs 1 vs. Las Vegas, Dec 25, 2023
 1 at Las Vegas, Nov 26, 2023
 1 vs. Philadelphia, Nov 20, 2023
 ...4 more at 1.

Miscellaneous Tackles 1 at Jacksonville, Sep 17, 2023

SINGLE-GAME HIGHS - POSTSEASON: RUSHING/RECEIVING

Receptions 3 vs. San Francisco, Feb 11, 2024
 2 vs. Miami, Jan 13, 2024
 2 at Philadelphia, Feb 12, 2023
 1 at Baltimore, Jan 28, 2024
 1 vs. Jacksonville, Jan 21, 2023

Receiving Yards 54 vs. San Francisco, Feb 11, 2024
 20 vs. Miami, Jan 13, 2024
 18 at Philadelphia, Feb 12, 2023
 16 at Baltimore, Jan 28, 2024
 12 vs. Jacksonville, Jan 21, 2023

Receiving Average 18.0 vs. San Francisco, Feb 11, 2024

Longest Receptions 25 vs. San Francisco, Feb 11, 2024
 21 vs. San Francisco, Feb 11, 2024
 16 at Baltimore, Jan 28, 2024
 12 at Philadelphia, Feb 12, 2023
 12 vs. Jacksonville, Jan 21, 2023

All-Purpose Yards 54 vs. San Francisco, Feb 11, 2024
 20 vs. Miami, Jan 13, 2024
 18 at Philadelphia, Feb 12, 2023
 16 at Baltimore, Jan 28, 2024
 12 vs. Jacksonville, Jan 21, 2023
 1 at Green Bay, Jan 24, 2021

Special Teams Tackles 1 at Green Bay, Jan 24, 2021

Longest Own Fumble Return 2 vs. San Francisco, Feb 11, 2024



2018 GAME-BY-GAME REGULAR-SEASON STATISTICS (BUCCANEERS)

DATE	OPPONENT	P/S	RECEIVING					RUSHING					W/L	SCORE
			NO.	YDS.	AVG.	LG	TD	NO.	YDS.	AVG.	LG	TD		
09/09	at Saints												W	48-40
09/16	Eagles												W	27-21
09/24	Steelers												L	27-30
09/30	at Bears	P	0	0	0.0	0	0	0	0	0.0	0	0	L	10-48
10/14	at Falcons	P	0	0	0.0	0	0	0	0	0.0	0	0	L	29-34
10/21	Browns	P	0	0	0.0	0	0	0	0	0.0	0	0	W	26-23+
10/28	at Bengals	P	1	5	5.0	5	0	0	0	0.0	0	0	L	34-37
11/04	at Panthers	P	0	0	0.0	0	0	0	0	0.0	0	0	L	28-42
11/11	Redskins	P	0	0	0.0	0	0	0	0	0.0	0	0	L	3-16
11/18	at Giants	P	0	0	0.0	0	0	0	0	0.0	0	0	L	35-38
11/25	49ers	P	0	0	0.0	0	0	0	0	0.0	0	0	W	27-9
12/02	Panthers	P	0	0	0.0	0	0	0	0	0.0	0	0	W	24-17
12/09	Saints	P	0	0	0.0	0	0	0	0	0.0	0	0	L	14-28
12/16	at Ravens	P	0	0	0.0	0	0	0	0	0.0	0	0	L	12-20
12/23	at Cowboys												L	20-27
12/30	Falcons	P	0	0	0.0	0	0	0	0	0.0	0	0	L	32-34
2018 TOTALS		12-0	1	5	5.0	5	0	0	0	0.0	0	0	5-11	

+ - Overtime

2019 GAME-BY-GAME REGULAR-SEASON STATISTICS (BUCCANEERS)

DATE	OPPONENT	P/S	RECEIVING					RUSHING					W/L	SCORE
			NO.	YDS.	AVG.	LG	TD	NO.	YDS.	AVG.	LG	TD		
09/08	49ers	P	0	0	0.0	0	0	0	0	0.0	0	0	L	17-31
09/12	at Panthers	P	0	0	0.0	0	0	0	0	0.0	0	0	W	20-14
09/22	Giants	P	0	0	0.0	0	0	0	0	0.0	0	0	L	31-32
09/29	at Rams	P	1	13	13.0	13	0	0	0	0.0	0	0	W	55-40
10/06	at Saints	P	0	0	0.0	0	0	0	0	0.0	0	0	L	24-31
10/13	Panthers	P	0	0	0.0	0	0	0	0	0.0	0	0	L	26-37
10/27	at Titans	P	0	0	0.0	0	0	0	0	0.0	0	0	L	23-27
11/03	at Seahawks	P	0	0	0.0	0	0	0	0	0.0	0	0	L	34-40+
11/10	Cardinals	P	0	0	0.0	0	0	0	0	0.0	0	0	W	30-27
11/17	Saints	P	0	0	0.0	0	0	0	0	0.0	0	0	L	17-34
11/24	at Falcons	P	0	0	0.0	0	0	0	0	0.0	0	0	W	35-22
12/01	at Jaguars	P	0	0	0.0	0	0	0	0	0.0	0	0	W	28-11
12/08	Colts	P	5	59	11.8	17t	1	0	0	0.0	0	0	W	38-35
12/15	at Lions	P	2	17	8.5	12	0	0	0	0.0	0	0	W	38-17
12/21	Texans	S	5	43	8.6	12	1	0	0	0.0	0	0	L	20-23
12/29	Falcons	S	2	27	13.5	17	0	0	0	0.0	0	0	L	22-28+
2019 TOTALS		16-2	15	159	10.6	17T	2	0	0	0.0	0	0	7-9	

+ - Overtime

2020 GAME-BY-GAME REGULAR-SEASON STATISTICS (BUCCANEERS)

DATE	OPPONENT	P/S	RECEIVING					RUSHING					W/L	SCORE
			NO.	YDS.	AVG.	LG	TD	NO.	YDS.	AVG.	LG	TD		
09/13	at Saints	P	1	6	6.0	6	0	0	0	0.0	0	0	L	23-34
09/20	Panthers	S	2	48	24.0	36	0	0	0	0.0	0	0	W	31-17
09/27	at Broncos												W	28-10
10/04	Chargers	S	4	40	10.0	15	0	0	0	0.0	0	0	W	38-31
10/08	at Bears												L	19-20
10/18	Packers	P	0	0	0.0	0	0	0	0	0.0	0	0	W	38-10
10/25	at Raiders	P	0	0	0.0	0	0	0	0	0.0	0	0	W	45-20
11/02	at Giants	P	0	0	0.0	0	0	0	0	0.0	0	0	W	25-23
11/08	Saints												L	3-38
11/15	at Panthers	P	0	0	0.0	0	0	0	0	0.0	0	0	W	46-23
11/23	Rams	P	0	0	0.0	0	0	0	0	0.0	0	0	L	24-27
11/29	Chiefs	P	0	0	0.0	0	0	0	0	0.0	0	0	L	24-27
12/13	Vikings	P	0	0	0.0	0	0	0	0	0.0	0	0	W	26-14
12/20	at Falcons												W	31-27
12/26	at Lions												W	47-7
01/03	Falcons	P	0	0	0.0	0	0	0	0	0.0	0	0	W	44-27
2020 TOTALS		11-2	7	94	13.4	36	0	0	0	0.0	0	0	11-5	



2021 GAME-BY-GAME REGULAR-SEASON STATISTICS (BUCCANEERS)

DATE	OPPONENT	P/S	RECEIVING					RUSHING					W/L	SCORE
			NO.	YDS.	AVG.	LG	TD	NO.	YDS.	AVG.	LG	TD		
09/09	Cowboys												W	31-29
09/19	Falcons												W	48-25
09/26	at Rams												L	24-34
10/03	at Patriots												W	19-17
10/10	Dolphins												W	45-17
10/14	at Eagles												W	28-22
10/24	Bears												W	38-3
10/31	at Saints												L	27-36
11/14	at Football Team												L	19-29
11/22	Giants												W	30-10
11/28	at Colts												W	38-31
12/05	at Falcons												W	30-17
12/12	Bills												W	33-27+
12/19	Saints												L	0-9
12/26	at Panthers	P	0	0	0.0	0	0	0	0	0.0	0	0	W	32-6
01/02	at Jets												W	28-24
01/09	Panthers												W	41-17
2021 TOTALS		1-0	0	0	0.0	0	0	0	0	0.0	0	0	13-4	

+ - Overtime

2022 GAME-BY-GAME REGULAR-SEASON STATISTICS (CHIEFS)

DATE	OPPONENT	P/S	RECEIVING					RUSHING					W/L	SCORE
			NO.	YDS.	AVG.	LG	TD	NO.	YDS.	AVG.	LG	TD		
09/11	at Cardinals	P	0	0	0.0	0	0	0	0	0.0	0	0	W	44-21
09/15	Chargers	P	2	50	25.0	41t	1	0	0	0.0	0	0	W	27-24
09/25	at Colts	P	0	0	0.0	0	0	0	0	0.0	0	0	L	17-20
10/02	at Buccaneers	P	0	0	0.0	0	0	0	0	0.0	0	0	W	41-31
10/10	Raiders	P	1	10	10.0	10	0	0	0	0.0	0	0	W	30-29
10/16	Bills	P	0	0	0.0	0	0	0	0	0.0	0	0	L	20-24
10/23	at 49ers	P	1	4	4.0	4t	1	0	0	0.0	0	0	W	44-23
11/06	Titans	P	2	37	18.5	31	0	0	0	0.0	0	0	W	20-17+
11/13	Jaguars	P	1	12	12.0	12	0	0	0	0.0	0	0	W	27-17
11/20	at Chargers	S	3	67	22.3	29	0	0	0	0.0	0	0	W	30-27
11/27	Rams	S	2	26	13.0	14	0	0	0	0.0	0	0	W	26-10
12/04	at Bengals	S	1	15	15.0	15	0	0	0	0.0	0	0	L	24-27
12/11	at Broncos	S	0	0	0.0	0	0	0	0	0.0	0	0	W	34-28
12/18	at Texans	P	0	0	0.0	0	0	0	0	0.0	0	0	W	30-24+
12/24	Seahawks	S	0	0	0.0	0	0	0	0	0.0	0	0	W	24-10
01/01	Broncos	P	1	27	27.0	27	0	0	0	0.0	0	0	W	27-24
01/07	at Raiders	P	1	67	67.0	67	0	0	0	0.0	0	0	W	31-13
2022 TOTALS		17-5	15	315	21.0	67	2	0	0	0.0	0	0	14-3	

+ - Overtime

2023 GAME-BY-GAME REGULAR-SEASON STATISTICS (CHIEFS)

DATE	OPPONENT	P/S	RECEIVING					RUSHING					W/L	SCORE
			NO.	YDS.	AVG.	LG	TD	NO.	YDS.	AVG.	LG	TD		
09/07	Lions	P	2	45	22.5	26	0	0	0	0.0	0	0	L	20-21
09/17	at Jaguars	S	3	62	20.7	34	0	0	0	0.0	0	0	W	17-9
09/24	Bears	P	2	51	25.5	37	0	0	0	0.0	0	0	W	41-10
10/01	at Jets	S	1	5	5.0	5	0	0	0	0.0	0	0	W	23-20
10/08	at Vikings	P	2	56	28.0	33	0	0	0	0.0	0	0	W	27-20
10/12	Broncos	P	0	0	0.0	0	0	0	0	0.0	0	0	W	19-8
10/22	Chargers												W	31-17
10/29	at Broncos	P	2	42	21.0	27	0	0	0	0.0	0	0	L	9-24
11/05	Dolphins	S	2	15	7.5	8	0	0	0	0.0	0	0	W	21-14
11/20	Eagles	P	5	53	10.6	17	1	0	0	0.0	0	0	L	17-21
11/26	at Raiders	S	1	3	3.0	3t	1	0	0	0.0	0	0	W	31-17
12/03	at Packers	S	0	0	0.0	0	0	0	0	0.0	0	0	L	19-27
12/10	Bills	P	1	18	18.0	18	0	0	0	0.0	0	0	L	17-20
12/17	at Patriots	S	1	31	31.0	31	0	0	0	0.0	0	0	W	27-17
12/25	Raiders	S	4	38	9.5	11	1	0	0	0.0	0	0	L	14-20
12/31	Bengals	S	1	41	41.0	41	0	0	0	0.0	0	0	W	25-17
01/07	at Chargers	P	0	0	0.0	0	0	0	0	0.0	0	0	W	13-12
2023 TOTALS		16-8	27	460	17.0	41	3	0	0	0.0	0	0	11-6	

2020 GAME-BY-GAME POSTSEASON STATISTICS (BUCCANEERS)

DATE	OPPONENT	P/S	RECEIVING					RUSHING					W/L	SCORE
			NO.	YDS.	AVG.	LG	TD	NO.	YDS.	AVG.	LG	TD		
01/09	at Football Team												W	31-23
01/17	at Saints												W	30-20
01/24	at Packers	P	0	0	0.0	0	0	0	0	0.0	0	0	W	31-26
02/07	Chiefs												W	31-9
2020 TOTALS		1-0	0	0	0.0	0	0	0	0	0.0	0	0	4-0	



2021 GAME-BY-GAME POSTSEASON STATISTICS (BUCCANEERS)

DATE	OPPONENT	P/S	RECEIVING					RUSHING					W/L	SCORE
			NO.	YDS.	AVG.	LG	TD	NO.	YDS.	AVG.	LG	TD		
01/16	Eagles												W	31-15
01/23	Rams												L	27-30
2021 TOTALS		0-0	0	0	0.0	0	0	0	0	0.0	0	0	1-1	

2022 GAME-BY-GAME POSTSEASON STATISTICS (CHIEFS)

DATE	OPPONENT	P/S	RECEIVING					RUSHING					W/L	SCORE
			NO.	YDS.	AVG.	LG	TD	NO.	YDS.	AVG.	LG	TD		
01/21	Jaguars	P	1	12	12.0	12	0	0	0	0.0	0	0	W	27-20
01/29	Bengals												W	23-20
02/12	at Eagles	P	2	18	9.0	12	0	0	0	0.0	0	0	W	38-35
2022 TOTALS		2-0	3	30	10.0	12	0	0	0	0.0	0	0	3-0	

2023 GAME-BY-GAME POSTSEASON STATISTICS (CHIEFS)

DATE	OPPONENT	P/S	RECEIVING					RUSHING					W/L	SCORE
			NO.	YDS.	AVG.	LG	TD	NO.	YDS.	AVG.	LG	TD		
01/13	Dolphins	P	2	20	10.0	10	0	0	0	0.0	0	0	W	26-7
01/21	at Bills	P	0	0	0.0	0	0	0	0	0.0	0	0	W	27-24
01/28	at Ravens	S	1	16	16.0	16	0	0	0	0.0	0	0	W	17-10
02/11	49ers	P	3	54	18.0	25	0	0	0	0.0	0	0	W	25-22+
2023 TOTALS		4-1	6	90	15.0	25	0	0	0	0.0	0	0	4-0	

+ - Overtime





CARSON WENTZ

QUARTERBACK #11
NORTH DAKOTA STATE



9TH YEAR IN THE NFL

1ST YEAR WITH THE CHIEFS

HEIGHT: 6'5"
WEIGHT: 237 LBS
DRAFTED: FA-24
BIRTHDAY: 12/30/92

- Wentz enters his first season with the Chiefs in 2024.
- Originally entered the NFL as a first-round pick (second overall) in the 2016 NFL Draft.

Career Highlights:

- Recorded five rushing touchdowns in 2020 which were the most by an Eagles QB since Michael Vick in 2010.
- Finished the 2019 regular season as the only quarterback to throw a touchdown in all 16 regular seasons games, leading the Eagles to an NFC East division title.
- Registered the highest completion percentage in Eagles single-season history (.696) in 2018.
- In 2017, Wentz led the Eagles to an 11-2 record in games he started (sustained season-ending knee injury in Week 14).
- Was a member of the Super Bowl LII winning Eagles team, sidelined with a knee injury in Week 14.
- Set Eagles franchise record for single-seasons passing touchdowns with 33.
- Set an Eagles and all-time NFL rookie record in 2016 with 379 completions, while posting a franchise rookie record in pass attempts (607), passing yards (3,782), completion

- percentage (.624), passing TDs (16) and passer rating (79.3).
- Threw for the fourth-most passing yards (3,782) in single-season Eagles history in 2016.
- His 2016 completion percentage of .624 was the third-highest mark by a rookie in NFL history.
- Became the fourth rookie in NFL history to throw for 3,500+ yards while completing more than 60 percent of their passes in 2016.
- Played five seasons (2016-20) for the Philadelphia Eagles.

Honors:

- Named second-team AP All-Pro following the 2017 season.
- Selected to Pro Bowl following the 2017 season.
- 2017 Bert Bell Trophy (Maxwell Club Player of the Year).

Transactions: Signed by Kansas City (4/2/24) ... Signed by the Los Angeles Rams (11/07/23) ... Cut by Washington (2/27/23) ... Traded to Washington (3/16/22) ... Traded to Indianapolis (3/17/21) ... Re-signed by Philadelphia (6/6/2019) ... Originally entered the NFL as a first-round pick (second overall) in the 2016 NFL Draft.

COLLEGE

Played five years for North Dakota State University ... Was a two-year team captain for the 2014 and 2015 squads ... Went on to win the NCAA Division I FCS National Championship both years as captain ... Went 20-3 as a starter ... Missed eight games his senior year due to a broken wrist but returned for FCS National Championship Game ... Was the first North Dakota native to quarterback the Bison to a national championship ... Finished his career at NDSU third in team history for passing attempts (612), completions (392), yards (5,115), touchdowns (45) and completion percentage (.641) ... Was voted his junior and senior years as Most Outstanding Player of the NCAA Championship Game ... As a senior in 2015, started six games before being sidelined with a wrist injury ... Returned for the National Championship Game going 16-for-29 for 197 yards and one touchdown for the win over Jacksonville State ... Was Missouri Valley Football Conference Offensive Player of the Week after Northern Iowa win ... As a junior in 2014, started 16 games ... Set NDSU single-season record for passing attempts, completions, yards and total offense per game ... Threw for 3,111 yards and completed 228 passes with 25 touchdowns ... Was second-leading rusher with 138 carries for 642 yards and six touchdowns ... As a sophomore in 2013, played in 11 games and completed 22-of-30 passes ... Threw for 209 yards and one touchdown ... Received MVFC Honor Roll and Commissioner's Academic Excellence Award ... Was NCAA Elite 89 award winner for the highest GPA at FCS National Championship Game ... Was a freshman in 2012, appearing in eight games and completing 12-of-16 passes for 144 yards and two touchdowns ... Was awarded MVFC Honor Roll and Commissioner's Academic Excellence Award ... Redshirted in 2011 and was named to MVFC Honor Roll.

PERSONAL

- Majored in health education and physical education with a minor in psychology.
- Maintained a cumulative 4.0 GPA through his senior season.
- Son of Doug Wentz and Cathy Anhalt, both North Dakota natives.



REGULAR SEASON COMPARISON: PASSING - JACKSONVILLE JAGUARS

DATE	OPP	W/L	GP/GS	C	ATT	YDS.	AVG.	TD	LG	INT	SK	SKYD	RTG
10/28/18	PHI @ JAX	W	S	21	30	286	9.5	3	39	1	4	24	119.6
11/14/21	IND vs. JAX	W	S	22	34	180	5.3	0	27	0	1	12	78.1
1/9/22	IND @ JAX	L	S	17	29	185	6.4	1	33	1	6	46	74.6
9/11/22	WAS vs. JAX	W	S	27	41	313	7.6	4	49	2	1	8	101.0
TOTALS		3/1	4/4	87	134	964	7.2	8	49	4	12	90	--

CARSON WENTZ'S NFL REGULAR SEASON PASSING STATISTICS

DATE	TEAM	GP	GS	ATT.	CMP.	PCT.	YDS	AVG.	TD	INT.	LG	SK	LST	RATE
2016	Eagles	16	16	607	379	62.4	3,782	6.2	16	14	73t	33	213	79.3
2017	Eagles	13	13	440	265	60.2	3,296	7.5	33	7	72t	28	162	101.9
2018	Eagles	11	11	401	279	69.6	3,074	7.7	21	7	58	31	202	102.2
2019	Eagles	16	16	607	388	63.9	4,039	6.7	27	7	53t	37	230	93.1
2020	Eagles	12	12	437	251	57.4	2,620	6.0	16	15	59	50	326	72.8
2021	Colts	17	17	516	322	62.4	3,563	6.9	27	7	76t	32	227	94.6
2022	Commanders	8	7	276	172	62.3	1,755	6.4	11	9	75t	26	159	80.2
2023	Commanders	0	0	0	0	0.0	0	0.0	0	0	0	0	0	0.0
Went from Washington to L.A. Rams.														
2023	Rams	2	1	24	17	70.8	163	6.8	2	1	29	2	14	99.8
2023	TOTAL	2	1	24	17	70.8	163	6.8	2	1	29	2	14	99.8
TOTALS		95	93	3,308	2,073	62.7	22,292	6.7	153	67	76T	239	1,533	89.4

CARSON WENTZ'S NFL POSTSEASON PASSING STATISTICS

DATE	TEAM	GP	GS	ATT.	CMP.	PCT.	YDS	AVG.	TD	INT.	LG	SK	LST	RATE
2017	Eagles	0	0	0	0	0.0	0	0.0	0	0	0	0	0	0.0
2018	Eagles	0	0	0	0	0.0	0	0.0	0	0	0	0	0	0.0
2019	Eagles	1	1	4	1	25.0	3	0.8	0	0	3	1	1	39.6
2023	Rams	0	0	0	0	0.0	0	0.0	0	0	0	0	0	0.0
TOTALS		1	1	4	1	25.0	3	0.8	0	0	3	1	1	39.6

CARSON WENTZ'S NFL REGULAR SEASON RUSHING STATISTICS

DATE	TEAM	NO.	YDS.	AVG.	LG	TD
2016	Eagles	46	150	3.3	17	2
2017	Eagles	64	299	4.7	24	0
2018	Eagles	34	93	2.7	13	0
2019	Eagles	62	243	3.9	19	1
2020	Eagles	52	276	5.3	40	5
2021	Colts	57	215	3.8	18	1
2022	Commanders	22	86	3.9	18	1
2023	Commanders	0	0	0.0	0	0
Went from Washington to L.A. Rams.						
2023	Rams	17	56	3.3	12t	1
2023	TOTAL	17	56	3.3	12t	1
TOTALS		354	1,418	4.0	40	11

CARSON WENTZ'S NFL POSTSEASON RUSHING STATISTICS

DATE	TEAM	NO.	YDS.	AVG.	LG	TD
2017	Eagles	0	0	0.0	0	0
2018	Eagles	0	0	0.0	0	0
2019	Eagles	0	0	0.0	0	0
2023	Rams	0	0	0.0	0	0
TOTALS		0	0	0.0	0	0



CARSON WENTZ'S NFL REGULAR SEASON PASSING/RUSHING STATISTICS

DATE	TEAM	GP	GS	PASSING										RUSHING					
				ATT.	CMP.	PCT.	YDS	AVG.	TD	INT.	LG	SK	LST	RATE	NO.	YDS.	AVG.	LG	TD
2016	Eagles	16	16	607	379	62.4	3,782	6.2	16	14	73t	33	213	79.3	46	150	3.3	17	2
2017	Eagles	13	13	440	265	60.2	3,296	7.5	33	7	72t	28	162	101.9	64	299	4.7	24	0
2018	Eagles	11	11	401	279	69.6	3,074	7.7	21	7	58	31	202	102.2	34	93	2.7	13	0
2019	Eagles	16	16	607	388	63.9	4,039	6.7	27	7	53t	37	230	93.1	62	243	3.9	19	1
2020	Eagles	12	12	437	251	57.4	2,620	6.0	16	15	59	50	326	72.8	52	276	5.3	40	5
2021	Colts	17	17	516	322	62.4	3,563	6.9	27	7	76t	32	227	94.6	57	215	3.8	18	1
2022	Commanders	8	7	276	172	62.3	1,755	6.4	11	9	75t	26	159	80.2	22	86	3.9	18	1
2023	Commanders	0	0	0	0	0.0	0	0.0	0	0	0	0	0	0.0	0	0	0.0	0	0
Went from Washington to L.A. Rams .																			
2023	Rams	2	1	24	17	70.8	163	6.8	2	1	29	2	14	99.8	17	56	3.3	12t	1
2023	TOTAL	2	1	24	17	70.8	163	6.8	2	1	29	2	14	99.8	17	56	3.3	12t	1
TOTALS		95	93	3,308	2,073	62.7	22,292	6.7	153	67	76T	239	1,533	89.4	354	1,418	4.0	40	11

CARSON WENTZ'S NFL POSTSEASON PASSING/RUSHING STATISTICS

DATE	TEAM	GP	GS	PASSING										RUSHING					
				ATT.	CMP.	PCT.	YDS	AVG.	TD	INT.	LG	SK	LST	RATE	NO.	YDS.	AVG.	LG	TD
2017	Eagles	0	0	0	0	0.0	0	0.0	0	0	0	0	0	0.0	0	0	0.0	0	0
2018	Eagles	0	0	0	0	0.0	0	0.0	0	0	0	0	0	0.0	0	0	0.0	0	0
2019	Eagles	1	1	4	1	25.0	3	0.8	0	0	3	1	1	39.6	0	0	0.0	0	0
2023	Rams	0	0	0	0	0.0	0	0.0	0	0	0	0	0	0.0	0	0	0.0	0	0
TOTALS		1	1	4	1	25.0	3	0.8	0	0	3	1	1	39.6	0	0	0.0	0	0

SINGLE-GAME HIGHS: QUARTERBACK

Pass Attempts	60 at Cincinnati, Dec 04, 2016 51 vs. Tennessee, Oct 31, 2021 50 vs. N.Y. Giants, Dec 09, 2019 50 at Tennessee, Sep 30, 2018 47 vs. Cincinnati, Sep 27, 2020 ...1 more at 47.	Passer Rating	134.3 vs. N.Y. Jets, Nov 04, 2021 128.5 at Baltimore, Oct 11, 2021 128.3 vs. Arizona, Oct 08, 2017 127.7 vs. Houston, Oct 17, 2021 126.3 vs. Washington, Oct 23, 2017
Pass Completions	36 at Cincinnati, Dec 04, 2016 33 vs. N.Y. Giants, Dec 09, 2019 33 vs. Seattle, Nov 24, 2019 33 at Tennessee, Sep 30, 2018 32 vs. Dallas, Nov 11, 2018 ...2 more at 32.	Rush Attempts	17 at San Francisco, Jan 07, 2024 9 vs. Cincinnati, Sep 27, 2020 8 vs. New England, Dec 18, 2021 8 at Buffalo, Oct 27, 2019 8 vs. Washington, Oct 23, 2017
Yards Passing	402 at Baltimore, Oct 11, 2021 364 at N.Y. Giants, Nov 06, 2016 360 vs. Dallas, Nov 11, 2018 359 vs. Tennessee, Oct 09, 2022 359 vs. N.Y. Giants, Oct 22, 2020	Rushing Yards	65 vs. Cincinnati, Sep 27, 2020 63 vs. Washington, Oct 23, 2017 56 at San Francisco, Jan 07, 2024 55 at Kansas City, Sep 17, 2017 49 vs. Baltimore, Oct 18, 2020
TD Passes	4 vs. Jacksonville, Sep 11, 2022 4 at L.A. Rams, Dec 10, 2017 4 vs. Denver, Nov 05, 2017 ...2 more at 4.	Rushing Average	7.9 vs. Washington, Oct 23, 2017 7.2 vs. Cincinnati, Sep 27, 2020 5.3 at San Francisco, Oct 04, 2020 4.4 at Buffalo, Oct 27, 2019 3.3 at San Francisco, Jan 07, 2024
Long Passes	76t at Baltimore, Oct 11, 2021 75t vs. Tennessee, Oct 09, 2022 73t vs. Pittsburgh, Sep 25, 2016 72t vs. Arizona, Oct 08, 2017 64t vs. Washington, Oct 23, 2017	Longest Runs	40 vs. Baltimore, Oct 18, 2020 24 vs. Cincinnati, Sep 27, 2020 24 at Kansas City, Sep 17, 2017 21 vs. Washington, Oct 23, 2017 21 at Carolina, Oct 12, 2017
Completion Percentage	81.1 vs. Carolina, Oct 21, 2018 77.5 vs. Dallas, Dec 22, 2019 75.8 at Detroit, Oct 09, 2016 75.0 at San Francisco, Dec 24, 2022 75.0 at Miami, Oct 03, 2021	Rushing TDs	1 at San Francisco, Jan 07, 2024 1 vs. Cleveland, Jan 01, 2023 1 at San Francisco, Oct 24, 2021 ...8 more at 1.

SINGLE-GAME HIGHS - POSTSEASON: QUARTERBACK

Pass Attempts	4 vs. Seattle, Jan 05, 2020	Yards Passing	3 vs. Seattle, Jan 05, 2020
Pass Completions	1 vs. Seattle, Jan 05, 2020	Long Passes	3 vs. Seattle, Jan 05, 2020



300-YARD PASSING GAMES (24): REGULAR SEASON

DATE	TEAM	NO.	YDS.	AVG.	LG	TD
09/25/16	STEELERS	23	301	13.1	73t	2
11/06/16	at Giants	27	364	13.5	58	0
12/04/16	at Bengals	36	308	8.6	41	1
12/11/16	COMMANDERS	32	314	9.8	29	1
09/10/17	at Commanders	26	307	11.8	58t	2
09/17/17	at Chiefs	25	333	13.3	53	2
10/08/17	CARDINALS	21	304	14.5	72t	4
12/03/17	at Seahawks	29	348	12.0	51	1
09/30/18	at Titans	33	348	10.5	56t	2
10/07/18	VIKINGS	24	311	13.0	48	2
10/21/18	PANTHERS	30	310	10.3	29	2
11/11/18	COWBOYS	32	360	11.3	51	2
12/03/18	COMMANDERS	27	306	11.3	39	2
09/08/19	COMMANDERS	28	313	11.2	53t	3
10/13/19	at Vikings	26	306	11.8	45	2
12/01/19	at Dolphins	28	310	11.1	27	3
12/09/19	GIANTS	33	325	9.8	30	2
12/22/19	COWBOYS	31	319	10.3	38	1
10/22/20	GIANTS	25	359	14.4	59	2
10/11/21	at Ravens	25	402	16.1	76t	2
11/28/21	BUCCANEERS	27	306	11.3	62t	3
09/11/22	JAGUARS	27	313	11.6	49t	4
09/18/22	at Lions	30	337	11.2	40	3
10/09/22	TITANS	25	359	14.4	75t	2

2016 GAME-BY-GAME REGULAR-SEASON STATISTICS (EAGLES)

DATE	OPPONENT	P/S	PASSING										RUSHING				W/L	SCORE	
			ATT	CMP	YDS	PCT	Y/A	Y/C	TD	INT	LG	SK/YD	RATE	ATT	YDS	LG			TD
09/11	Browns	S	37	22	278	59.5	7.5	12.6	2	0	35t	2/8	101.0	2	1	1	0	W	29-10
09/19	at Bears	S	34	21	190	61.8	5.6	9.0	1	0	32	2/10	86.6	6	10	7	0	W	29-14
09/25	Steelers	S	31	23	301	74.2	9.7	13.1	2	0	73t	0/0	125.9	1	10	10	0	W	34-3
10/09	at Lions	S	33	25	238	75.8	7.2	9.5	2	1	27	3/8	102.8	2	14	10	0	L	23-24
10/16	at Redskins	S	22	11	179	50.0	8.1	16.3	0	0	54	5/34	77.7	2	2	3	0	L	20-27
10/23	Vikings	S	28	16	138	57.1	4.9	8.6	1	2	27	0/0	52.4	5	6	6	0	W	21-10
10/30	at Cowboys	S	43	32	202	74.4	4.7	6.3	1	0	14	3/8	91.4	1	-3	-3	0	L	23-29+
11/06	at Giants	S	47	27	364	57.4	7.7	13.5	0	2	58	2/17	64.5	4	-4	3	0	L	23-28
11/13	Falcons	S	36	25	231	69.4	6.4	9.2	0	0	20	2/10	86.7	4	10	13	0	W	24-15
11/20	at Seahawks	S	45	23	218	51.1	4.8	9.5	2	2	26	2/23	61.2	1	2	2	0	L	15-26
11/28	Packers	S	36	24	254	66.7	7.1	10.6	0	1	24	4/43	75.5	4	33	17	1	L	13-27
12/04	at Bengals	S	60	36	308	60.0	5.1	8.6	1	3	41	1/2	58.2	3	16	10	0	L	14-32
12/11	Redskins	S	46	32	314	69.6	6.8	9.8	1	1	29	4/26	86.7	2	5	3	0	L	22-27
12/18	at Ravens	S	42	22	170	52.4	4.0	7.7	0	1	24	1/11	52.7	4	8	5	1	L	26-27
12/22	Giants	S	24	13	152	54.2	6.3	11.7	1	1	40t	0/0	70.1	4	27	11	0	W	24-19
01/01	Cowboys	S	43	27	245	62.8	5.7	9.1	2	0	20t	2/13	93.7	1	13	13	0	W	27-13
2016 TOTALS		16-16	607	379	3,782	62.4	6.2	10.0	16	14	73T	33/213	79.3	46	150	17	2	7-9	

+ - Overtime

2017 GAME-BY-GAME REGULAR-SEASON STATISTICS (EAGLES)

DATE	OPPONENT	P/S	PASSING										RUSHING				W/L	SCORE	
			ATT	CMP	YDS	PCT	Y/A	Y/C	TD	INT	LG	SK/YD	RATE	ATT	YDS	LG			TD
09/10	at Redskins	S	39	26	307	66.7	7.9	11.8	2	1	58t	2/9	96.8	4	6	4	0	W	30-17
09/17	at Chiefs	S	46	25	333	54.3	7.2	13.3	2	1	53	6/34	83.0	4	55	24	0	L	20-27
09/24	Giants	S	31	21	176	67.7	5.7	8.4	1	0	19	3/15	92.9	6	22	11	0	W	27-24
10/01	at Chargers	S	31	17	242	54.8	7.8	14.2	1	0	38	1/2	91.1	6	14	12	0	W	26-24
10/08	Cardinals	S	30	21	304	70.0	10.1	14.5	4	1	72t	1/7	128.3	6	11	7	0	W	34-7
10/12	at Panthers	S	30	16	222	53.3	7.4	13.9	3	0	37	3/13	110.7	6	25	21	0	W	28-23
10/23	Redskins	S	25	17	268	68.0	10.7	15.8	4	1	64t	3/24	126.3	8	63	21	0	W	34-24
10/29	49ers	S	32	18	211	56.3	6.6	11.7	2	1	53t	3/19	84.2	2	7	6	0	W	33-10
11/05	Broncos	S	27	15	199	55.6	7.4	13.3	4	0	32t	1/4	118.7	2	8	7	0	W	51-23
11/19	at Cowboys	S	27	14	168	51.9	6.2	12.0	2	0	28	0/0	95.9	6	13	6	0	W	37-9
11/26	Bears	S	36	23	227	63.9	6.3	9.9	3	0	22	1/4	109.4	5	29	16	0	W	31-3
12/03	at Seahawks	S	45	29	348	64.4	7.7	12.0	1	1	51	3/21	86.2	6	30	12	0	L	10-24
12/10	at Rams	S	41	23	291	56.1	7.1	12.7	4	1	46	1/10	100.8	3	16	6	0	W	43-35
12/17	at Giants																	W	34-29
12/25	Raiders																	W	19-10
12/31	Cowboys																	L	0-6
2017 TOTALS		13-13	440	265	3,296	60.2	7.5	12.4	33	7	72T	28/162	101.9	64	299	24	0	13-3	



2018 GAME-BY-GAME REGULAR-SEASON STATISTICS (EAGLES)

DATE	OPPONENT	P/S	PASSING										RUSHING				W/L	SCORE								
			ATT	CMP	YDS	PCT	Y/A	Y/C	TD	INT	LG	SK/YD	RATE	ATT	YDS	LG			TD							
09/06	Falcons																			INACTIVE					W	18-12
09/16	at Buccaneers																			INACTIVE					L	21-27
09/23	Colts	S	37	25	255	67.6	6.9	10.2	1	1	34	5/28	84.9	3	10	6	0			W	20-16					
09/30	at Titans	S	50	33	348	66.0	7.0	10.5	2	0	56t	4/33	99.4	2	8	6	0			L	23-26+					
10/07	Vikings	S	35	24	311	68.6	8.9	13.0	2	0	48	3/28	115.3	5	26	11	0			L	21-23					
10/11	at Giants	S	36	26	278	72.2	7.7	10.7	3	0	58	1/7	122.2	2	14	9	0			W	34-13					
10/21	Panthers	S	37	30	310	81.1	8.4	10.3	2	0	29	4/26	119.6	3	3	2	0			L	17-21					
10/28	at Jaguars	S	30	21	286	70.0	9.5	13.6	3	1	39	4/24	119.6	6	28	13	0			W	24-18					
11/11	Cowboys	S	44	32	360	72.7	8.2	11.3	2	1	51	2/10	102.5	2	7	5	0			L	20-27					
11/18	at Saints	S	33	19	156	57.6	4.7	8.2	0	3	19	3/18	31.9	1	6	6	0			L	7-48					
11/25	Giants	S	28	20	236	71.4	8.4	11.8	1	0	24	3/22	108.6	2	-2	-1	0			W	25-22					
12/03	Redskins	S	39	27	306	69.2	7.8	11.3	2	1	39	0/0	98.9	4	-4	-1	0			W	28-13					
12/09	at Cowboys	S	32	22	228	68.8	7.1	10.4	3	0	42	2/6	120.3	4	-3	1	0			L	23-29+					
12/16	at Rams																			INACTIVE					W	30-23
12/23	Texans																			INACTIVE					W	32-30
12/30	at Redskins																			INACTIVE					W	24-0
2018 TOTALS		11-11	401	279	3,074	69.6	7.7	11.0	21	7	58	31/202	102.2	34	93	13	0			9-7						

+ - Overtime

2019 GAME-BY-GAME REGULAR-SEASON STATISTICS (EAGLES)

DATE	OPPONENT	P/S	PASSING										RUSHING				W/L	SCORE			
			ATT	CMP	YDS	PCT	Y/A	Y/C	TD	INT	LG	SK/YD	RATE	ATT	YDS	LG			TD		
09/08	Redskins	S	39	28	313	71.8	8.0	11.2	3	0	53t	1/0	121.0	4	5	2	0			W	32-27
09/15	at Falcons	S	43	25	231	58.1	5.4	9.2	1	2	43	3/18	61.3	3	3	2	1			L	20-24
09/22	Lions	S	36	19	259	52.8	7.2	13.6	2	0	40	3/13	94.6	4	33	19	0			L	24-27
09/26	at Packers	S	27	16	160	59.3	5.9	10.0	3	0	20t	0/0	113.2	6	13	6	0			W	34-27
10/06	Jets	S	29	17	189	58.6	6.5	11.1	1	0	36	1/8	89.6	2	5	5	0			W	31-6
10/13	at Vikings	S	40	26	306	65.0	7.7	11.8	2	1	45	2/14	94.4	2	23	16	0			L	20-38
10/20	at Cowboys	S	26	16	191	61.5	7.3	11.9	1	1	30	3/23	80.8	4	12	6	0			L	10-37
10/27	at Bills	S	24	17	172	70.8	7.2	10.1	1	0	38	3/19	104.9	8	35	13	0			W	31-13
11/03	Bears	S	39	26	239	66.7	6.1	9.2	1	0	25t	4/12	91.7	4	15	8	0			W	22-14
11/17	Patriots	S	40	20	214	50.0	5.4	10.7	1	0	29	5/40	74.4	3	17	8	0			L	10-17
11/24	Seahawks	S	45	33	256	73.3	5.7	7.8	1	2	30	3/18	75.8	5	27	11	0			L	9-17
12/01	at Dolphins	S	46	28	310	60.9	6.7	11.1	3	1	27	2/16	93.6	0	0	0	0			L	31-37
12/09	Giants	S	50	33	325	66.0	6.5	9.8	2	0	30	3/25	97.5	5	9	4	0			W	23-17+
12/15	at Redskins	S	43	30	266	69.8	6.2	8.9	3	0	27	2/8	109.3	3	9	4	0			W	37-27
12/22	Cowboys	S	40	31	319	77.5	8.0	10.3	1	0	38	1/6	108.2	6	22	7	0			W	17-9
12/29	at Giants	S	40	23	289	57.5	7.2	12.6	1	0	41	1/10	88.4	3	15	10	0			W	34-17
2019 TOTALS		16-16	607	388	4,039	63.9	6.7	10.4	27	7	53T	37/230	93.1	62	243	19	1			9-7	

+ - Overtime

2020 GAME-BY-GAME REGULAR-SEASON STATISTICS (EAGLES)

DATE	OPPONENT	P/S	PASSING										RUSHING				W/L/T	SCORE								
			ATT	CMP	YDS	PCT	Y/A	Y/C	TD	INT	LG	SK/YD	RATE	ATT	YDS	LG			TD							
09/13	at Football Team	S	42	24	270	57.1	6.4	11.3	2	2	55	8/62	72.5	1	2	2	0			L	17-27					
09/20	Rams	S	43	26	242	60.5	5.6	9.3	0	2	25	0/0	56.5	2	7	6	1			L	19-37					
09/27	Bengals	S	47	29	225	61.7	4.8	7.8	1	2	30	3/19	62.8	9	65	24	1			T	23-23					
10/04	at 49ers	S	28	18	193	64.3	6.9	10.7	1	1	42t	3/19	81.4	7	37	11t	1			W	25-20					
10/11	at Steelers	S	35	20	258	57.1	7.4	12.9	2	2	37	5/34	75.7	4	11	4	0			L	29-38					
10/18	Ravens	S	40	21	213	52.5	5.3	10.1	2	0	50	6/43	84.7	5	49	40	1			L	28-30					
10/22	Giants	S	43	25	359	58.1	8.3	14.4	2	1	59	3/13	91.1	7	14	5	1			W	22-21					
11/01	Cowboys	S	27	15	123	55.6	4.6	8.2	2	2	32	4/29	61.2	4	17	9	0			W	23-9					
11/15	at Giants	S	37	21	208	56.8	5.6	9.9	0	0	22	3/18	72.8	2	4	3	0			L	17-27					
11/22	at Browns	S	35	21	235	60.0	6.7	11.2	2	2	32	5/26	75.3	3	10	7	0			L	17-22					
11/30	Seahawks	S	45	25	215	55.6	4.8	8.6	2	1	33t	6/41	73.8	5	42	20	0			L	17-23					
12/06	at Packers	S	15	6	79	40.0	5.3	13.2	0	0	41	4/22	57.4	3	18	12	0			L	16-30					
12/13	Saints																			DID NOT PLAY					W	24-21
12/20	at Cardinals																			DID NOT PLAY					L	26-33
12/27	at Cowboys																			DID NOT PLAY					L	17-37
01/03	Football Team																			INACTIVE					L	14-20
2020 TOTALS		12-12	437	251	2,620	57.4	6.0	10.4	16	15	59	50/326	72.8	52	276	40	5			4-11-1						



2018 GAME-BY-GAME POSTSEASON STATISTICS (EAGLES)

DATE	OPPONENT	P/S	PASSING											RUSHING				W/L	SCORE							
			ATT	CMP	YDS	PCT	Y/A	Y/C	TD	INT	LG	SK/YD	RATE	ATT	YDS	LG	TD									
01/06	at Bears																			INACTIVE					W	16-15
01/13	at Saints																			INACTIVE					L	14-20
2018 TOTALS		0-0	0	0	0	0.0	0.0	0.0	0	0	0	0/0	0.0	0	0	0	0	0	0					1-1		

2019 GAME-BY-GAME POSTSEASON STATISTICS (EAGLES)

DATE	OPPONENT	P/S	PASSING											RUSHING				W/L	SCORE					
			ATT	CMP	YDS	PCT	Y/A	Y/C	TD	INT	LG	SK/YD	RATE	ATT	YDS	LG	TD							
01/05	Seahawks	S	4	1	3	25.0	0.8	3.0	0	0	3	1/1	39.6	0	0	0	0	0					L	9-17
2019 TOTALS		1-1	4	1	3	25.0	0.8	3.0	0	0	3	1/1	39.6	0	0	0	0	0					0-1	

2023 GAME-BY-GAME POSTSEASON STATISTICS (RAMS)

DATE	OPPONENT	P/S	PASSING											RUSHING				W/L	SCORE							
			ATT	CMP	YDS	PCT	Y/A	Y/C	TD	INT	LG	SK/YD	RATE	ATT	YDS	LG	TD									
01/14	at Lions																			DID NOT PLAY					L	23-24
2023 TOTALS		0-0	0	0	0	0.0	0.0	0.0	0	0	0	0/0	0.0	0	0	0	0	0					0-1			





TERSRAWN WHARTON



DEFENSIVE TACKLE #98
MISSOURI S&T

5TH YEAR IN THE NFL

5TH YEAR WITH THE CHIEFS

HEIGHT: 6'1"
WEIGHT: 280 LBS
DRAFTED: CFA-20
BIRTHDAY: 6/25/98

- Wharton enters his fifth season with the Chiefs in 2024.
- Originally entered the NFL as an undrafted free agent with the Kansas City Chiefs in 2020.

Career Highlights:

- Intercepted a pass from Washington QB Taylor Heinicke (10/17/21). It marks Wharton's first-career interception and

was the first interception by a Chiefs defensive lineman since DE Frank Clark intercepted Jacksonville QB Gardner Minshew in Week 1 of the 2019 season (9/8/19).

Transactions:

Re-signed with Kansas City (3/15/24) ... Originally entered the NFL as an undrafted free agent with the Kansas City Chiefs in 2020.

COLLEGE

Spent four seasons (2016-19) at Missouri S&T ... Posted 56 tackles (34 solo), 10.5 tackles for loss, 7.5 sacks, one pass defensed, one forced fumble and two fumble recoveries as a senior ... As a junior, was an All-Super Region 3 selection and named first-team All-GLVC after ranking second in the conference in sacks and tackles for a loss.

PERSONAL

- Landed first-team All-Suburban Central Conference honors at University City High School.
- Led the Lions in tackles with 110, which included 4.0 sacks and an interception.
- Was a three-time All-Conference selection and four-time academic scholar at his school.
- Majored in psychology at Missouri S&T.
- Hometown: University City, Mo.

TERSRAWN WHARTON'S NFL REGULAR SEASON DEFENSIVE STATISTICS

DATE	TEAM	GP	GS	TACKLES							QBH	INTERCEPTIONS					O. FUMB				ST				MISC					
				TK	S	A	TFL	YDS	SK	YDS		NO	YDS	LG	TD	PD	FF	FR	TD	YDS	TK	S	A	FF	FR	S	A			
2020	Chiefs	16	1	27	14	13	4	13	2.0	13.0	4	0	0	0	0	0	1	1	0	-3	0	0	0	0	0	0	0	0	0	0
2021	Chiefs	17	1	29	13	16	0	0	2.0	18.0	2	1	0	0	0	1	2	0	0	0	0	0	0	0	0	0	0	0	0	
2022	Chiefs	5	0	8	4	4	1	8	1.0	8.0	4	0	0	0	0	0	0	0	0	0	0	0	0	0	0	0	0	0	0	
2023	Chiefs	17	1	21	7	14	2	12	2.0	12.0	5	0	0	0	0	0	1	0	0	0	0	0	0	0	0	0	0	0	0	
NFL TOTALS		55	3	85	38	47	7	33	7.0	51.0	15	1	0	0	0	1	3	2	0	-3	0	0	0	0	0	0	0	0	0	

TERSRAWN WHARTON'S NFL POSTSEASON DEFENSIVE STATISTICS

DATE	TEAM	GP	GS	TACKLES							QBH	INTERCEPTIONS					O. FUMB				ST				MISC				
				TK	S	A	TFL	YDS	SK	YDS		NO	YDS	LG	TD	PD	FF	FR	TD	YDS	TK	S	A	FF	FR	S	A		
2020	Chiefs	3	0	4	0	4	0	0	0.0	0.0	2	0	0	0	0	0	0	0	0	0	0	0	0	0	0	0	0	0	0
2021	Chiefs	3	0	1	1	0	1	11	1.0	11.0	1	0	0	0	0	1	0	0	0	0	0	0	0	0	0	0	0	0	0
2022	Chiefs	0	0	0	0	0	0	0	0.0	0.0	0	0	0	0	0	0	0	0	0	0	0	0	0	0	0	0	0	0	0
2023	Chiefs	4	0	7	2	5	1	2	1.0	2.0	1	0	0	0	0	0	0	0	0	0	0	0	0	0	0	0	0	0	0
NFL TOTALS		10	0	12	3	9	2	13	2.0	13.0	4	0	0	0	0	1	0	0	0	0	0	0	0	0	0	0	0	0	0



2021 GAME-BY-GAME REGULAR-SEASON STATISTICS (CHIEFS)

DATE	OPPONENT	P/S	TACKLES							INTERCEPTIONS					O. FUMB				ST				MISC		W/L	SCORE	
			TK	S	A	SK	YDS	TFL	YDS	QBH	NO	YDS	LG	TD	PD	FF	FR	TD	YDS	TK	S	A	FF	FR			S
09/12	Browns	S	3	1	2	0.0	0.0	0	0	0	0	0	0	0	0	0	0	0	0	0	0	0	0	0	0	W	33-29
09/19	at Ravens	P	1	0	1	0.0	0.0	0	0	0	0	0	0	0	0	0	0	0	0	0	0	0	0	0	L	35-36	
09/26	Chargers	P	0	0	0	0.0	0.0	0	0	0	0	0	0	0	0	0	0	0	0	0	0	0	0	0	L	24-30	
10/03	at Eagles	P	2	1	1	0.0	0.0	0	0	0	0	0	0	0	0	0	0	0	0	0	0	0	0	0	W	42-30	
10/10	Bills	P	2	1	1	0.0	0.0	0	0	0	0	0	0	0	0	0	0	0	0	0	0	0	0	0	L	20-38	
10/17	at Football Team	P	1	0	1	0.0	0.0	0	0	0	1	0	0	0	1	0	0	0	0	0	0	0	0	0	W	31-13	
10/24	at Titans	P	1	1	0	0.0	0.0	0	0	0	0	0	0	0	0	0	0	0	0	0	0	0	0	0	L	3-27	
11/01	Giants	P	0	0	0	0.0	0.0	0	0	0	0	0	0	0	0	0	0	0	0	0	0	0	0	0	W	20-17	
11/07	Packers	P	4	2	2	0.0	0.0	0	0	0	0	0	0	0	0	0	0	0	0	0	0	0	0	0	W	13-7	
11/14	at Raiders	P	0	0	0	0.0	0.0	0	0	0	0	0	0	0	0	0	0	0	0	0	0	0	0	0	W	41-14	
11/21	Cowboys	P	2	2	0	0.0	0.0	0	0	0	0	0	0	0	0	0	0	0	0	0	0	0	0	0	W	19-9	
12/05	Broncos	P	2	2	0	0.0	0.0	0	0	0	0	0	0	0	0	0	0	0	0	0	0	0	0	0	W	22-9	
12/12	Raiders	P	3	1	2	1.0	5.0	0	0	2	0	0	0	0	0	0	0	0	0	0	0	0	0	0	W	48-9	
12/16	at Chargers	P	2	0	2	0.0	0.0	0	0	0	0	0	0	0	0	1	0	0	0	0	0	0	0	0	W	34-28+	
12/26	Steelers	P	2	2	0	1.0	13.0	0	0	0	0	0	0	0	0	1	0	0	0	0	0	0	0	0	W	36-10	
01/02	at Bengals	P	1	0	1	0.0	0.0	0	0	0	0	0	0	0	0	0	0	0	0	0	0	0	0	0	L	31-34	
01/08	at Broncos	P	3	0	3	0.0	0.0	0	0	0	0	0	0	0	0	0	0	0	0	0	0	0	0	0	W	28-24	
2021 TOTALS		17-1	29	13	16	2.0	18.0	0	0	2	1	0	0	0	1	2	0	0	0	0	0	0	0	0	12-5		

+ - Overtime

2022 GAME-BY-GAME REGULAR-SEASON STATISTICS (CHIEFS)

DATE	OPPONENT	P/S	TACKLES							INTERCEPTIONS					O. FUMB				ST				MISC		W/L	SCORE	
			TK	S	A	SK	YDS	TFL	YDS	QBH	NO	YDS	LG	TD	PD	FF	FR	TD	YDS	TK	S	A	FF	FR			S
09/11	at Cardinals	P	1	1	0	1.0	8.0	1	8	2	0	0	0	0	0	0	0	0	0	0	0	0	0	0	0	W	44-21
09/15	Chargers	P	3	0	3	0.0	0.0	0	0	0	0	0	0	0	0	0	0	0	0	0	0	0	0	0	0	W	27-24
09/25	at Colts	P	2	2	0	0.0	0.0	0	0	0	0	0	0	0	0	0	0	0	0	0	0	0	0	0	L	17-20	
10/02	at Buccaneers	P	2	1	1	0.0	0.0	0	0	2	0	0	0	0	0	0	0	0	0	0	0	0	0	0	0	W	41-31
10/10	Raiders	P	0	0	0	0.0	0.0	0	0	0	0	0	0	0	0	0	0	0	0	0	0	0	0	0	W	30-29	
10/16	Bills										RESERVE/INJURED														L	20-24	
10/23	at 49ers										RESERVE/INJURED														W	44-23	
11/06	Titans										RESERVE/INJURED														W	20-17+	
11/13	Jaguars										RESERVE/INJURED														W	27-17	
11/20	at Chargers										RESERVE/INJURED														W	30-27	
11/27	Rams										RESERVE/INJURED														W	26-10	
12/04	at Bengals										RESERVE/INJURED														L	24-27	
12/11	at Broncos										RESERVE/INJURED														W	34-28	
12/18	at Texans										RESERVE/INJURED														W	30-24+	
12/24	Seahawks										RESERVE/INJURED														W	24-10	
01/01	Broncos										RESERVE/INJURED														W	27-24	
01/07	at Raiders										RESERVE/INJURED														W	31-13	
2022 TOTALS		5-0	8	4	4	1.0	8.0	1	8	4	0	0	0	0	0	0	0	0	0	0	0	0	0	0	14-3		

+ - Overtime

2023 GAME-BY-GAME REGULAR-SEASON STATISTICS (CHIEFS)

DATE	OPPONENT	P/S	TACKLES							INTERCEPTIONS					O. FUMB				ST				MISC		W/L	SCORE	
			TK	S	A	SK	YDS	TFL	YDS	QBH	NO	YDS	LG	TD	PD	FF	FR	TD	YDS	TK	S	A	FF	FR			S
09/07	Lions	S	0	0	0	0.0	0.0	0	0	0	0	0	0	0	0	0	0	0	0	0	0	0	0	0	0	L	20-21
09/17	at Jaguars	P	0	0	0	0.0	0.0	0	0	0	0	0	0	0	0	0	0	0	0	0	0	0	0	0	0	W	17-9
09/24	Bears	P	1	1	0	0.0	0.0	0	0	0	0	0	0	0	0	0	0	0	0	0	0	0	0	0	0	W	41-10
10/01	at Jets	P	0	0	0	0.0	0.0	0	0	0	0	0	0	0	0	1	0	0	0	0	0	0	0	0	0	W	23-20
10/08	at Vikings	P	1	0	1	0.0	0.0	0	0	0	0	0	0	0	0	0	0	0	0	0	0	0	0	0	0	W	27-20
10/12	Broncos	P	0	0	0	0.0	0.0	0	0	0	0	0	0	0	0	0	0	0	0	0	0	0	0	0	0	W	19-8
10/22	Chargers	P	4	1	3	0.0	0.0	0	0	1	0	0	0	0	0	0	0	0	0	0	0	0	0	0	0	W	31-17
10/29	at Broncos	P	2	2	0	0.0	0.0	0	0	0	0	0	0	0	0	0	0	0	0	0	0	0	0	0	L	9-24	
11/05	Dolphins	P	1	1	0	1.0	11.0	1	11	1	0	0	0	0	0	0	0	0	0	0	0	0	0	0	0	W	21-14
11/20	Eagles	P	0	0	0	0.0	0.0	0	0	0	0	0	0	0	0	0	0	0	0	0	0	0	0	0	L	17-21	
11/26	at Raiders	P	1	0	1	0.0	0.0	0	0	0	0	0	0	0	0	0	0	0	0	0	0	0	0	0	0	W	31-17
12/03	at Packers	P	1	0	1	0.0	0.0	0	0	0	0	0	0	0	0	0	0	0	0	0	0	0	0	0	L	19-27	
12/10	Bills	P	3	0	3	0.0	0.0	0	0	0	0	0	0	0	0	0	0	0	0	0	0	0	0	0	L	17-20	
12/17	at Patriots	P	1	0	1	0.0	0.0	0	0	0	0	0	0	0	0	0	0	0	0	0	0	0	0	0	W	27-17	
12/25	Raiders	P	2	1	1	0.0	0.0	0	0	0	0	0	0	0	0	0	0	0	0	0	0	0	0	0	L	14-20	
12/31	Bengals	P	2	1	1	1.0	1.0	1	1	2	0	0	0	0	0	0	0	0	0	0	0	0	0	0	0	W	25-17
01/07	at Chargers	P	2	0	2	0.0	0.0	0	0	1	0	0	0	0	0	0	0	0	0	0	0	0	0	0	0	W	13-12
2023 TOTALS		17-1	21	7	14	2.0	12.0	2	12	5	0	0	0	0	0	0	1	0	0	0	0	0	0	0	11-6		

2020 GAME-BY-GAME POSTSEASON STATISTICS (CHIEFS)

DATE	OPPONENT	P/S	TACKLES							INTERCEPTIONS					O. FUMB				ST				MISC		W/L	SCORE	
			TK	S	A	SK	YDS	TFL	YDS	QBH	NO	YDS	LG	TD	PD	FF	FR	TD	YDS	TK	S	A	FF	FR			S
01/17	Browns	P	1	0	1	0.0	0.0	0	0	0	0	0	0	0	0	0	0	0	0	0	0	0	0	0	0	W	22-17
01/24	Bills	P	1	0	1	0.0	0.0	0	0	1	0	0	0	0	0	0	0	0	0	0	0	0	0	0	0	W	38-24
02/07	at Buccaneers	P	2	0	2	0.0	0.0	0	0	1	0	0	0	0	0	0	0	0	0	0	0	0	0	0	L	9-31	
2020 TOTALS		3-0	4	0	4	0.0	0.0	0	0	2	0	0	0	0	0	0	0	0	0	0	0	0	0	0	2-1		





JARED WILEY

TIGHT END #12
TCU

ROOKIE

HEIGHT: 6'6"
WEIGHT: 249 LBS
DRAFTED: D4A-24
BIRTHDAY: 11/2/00



- Wiley enters his first season with the Chiefs in 2024.
- Originally entered the NFL as the first of two fourth-round picks (131st overall) with the Kansas City Chiefs in the 2024 NFL Draft.

Transactions: Originally entered the NFL as the first of two fourth-round picks (131st overall) by the Kansas City Chiefs in the 2024 NFL Draft.

COLLEGE

Played two seasons for TCU (2022-23), playing in 25 games for the Horned Frogs ... As a senior in 2023, was a team captain ... Had 47 receptions, leading the team and ranking fourth nationally by Power Five tight ends ... Totaled 520 yards his senior season ... Topped TCU with eight touchdown catches to tie for the national lead among tight ends ... In 2022 had 21 receptions and tied for fourth on the team with four touchdown receptions ... Caught a game-tying two-point conversion from TCU QB Max Duggan en route to the 11-point fourth quarter comeback in the 2022 Big 12 Championship Game against Kansas State ... Played three seasons for Texas (2019-21) ... As a junior (2021), played in 11 games with eight starts totaling nine receptions for 67 yards and two touchdowns ... In 2020 played in nine games with two starts ... Caught nine passes for 166 yards and a touchdown ... In his freshman season (2019), saw action in 12 games and started two ... Received the following awards and honors: 2024 Senior Bowl participant ... 2022 first-team All-Big 12 ... 2023 second-team AP All-Big 12 ... 2023 honorable mention Big 12 Offensive Player of the Year ... 2023 first-team Academic Big 12 ... 2023 Big 12 Offensive Player of the Week (vs. Baylor) ... 2023 East-West Shrine Bowl Texas Star of the Week (vs. Baylor) ... 2022 honorable mention All-Big 12 ... 2022 and 2021 first-team Academic All-Big 12 ... 2020 second-team Academic All-Big 12.

PERSONAL

- Named co-offensive Player of the Year in District 12-6A as a senior at Temple High School (Texas).
- Served as Temple's starting quarterback.
- Completed 149-of-258 passes for 2,314 yards.
- Threw 27 touchdowns with just five interceptions.
- Also played baseball.



JOSHUA WILLIAMS



CORNERBACK #2
FAYETTEVILLE STATE

3RD YEAR IN THE NFL

3RD YEAR WITH THE CHIEFS

HEIGHT: 6'3"
WEIGHT: 193 LBS
DRAFTED: D4-22
BIRTHDAY: 10/17/99

- 👁️ Williams enters his third season with the Chiefs in 2024.
- 👁️ Originally entered the NFL as a fourth-round draft pick (135th overall) by the Kansas City Chiefs in the 2022 NFL Draft.

Transactions:

Originally entered the NFL as a fourth-round draft pick (135th overall) by the Kansas City Chiefs in the 2022 NFL Draft.

COLLEGE

Three-year letterwinner at Fayetteville State ... Team did not play the 2020 season due to Covid-19 ... In three seasons, played 28 games, logging 79 tackles (55 solo), including 4.0 (-24.0) tackles for loss, five interceptions with one returned for a touchdown and 22 passes defended ... Had one punt return TD ... Earned first-team All-Central Intercollegiate Athletic Association honors his senior season.

PERSONAL

- 👁️ Attended Jack Britt High School and spent one season at Palmetto Prep.
- 👁️ A native of Fayetteville, N.C.

JOSHUA WILLIAMS' NFL REGULAR SEASON DEFENSIVE STATISTICS

DATE	TEAM	GP	GS	TACKLES							INTERCEPTIONS					O. FUMB				ST			MISC				
				TK	S	A	TFL	YDS	SK	YDS	QBH	NO	YDS	LG	TD	PD	FF	FR	TD	YDS	TK	S	A	FF	FR	S	A
2022	Chiefs	17	4	39	28	11	1	2	0.0	0.0	0	1	7	7	0	7	0	0	0	0	1	1	0	0	0	0	0
2023	Chiefs	16	2	17	13	4	1	3	0.0	0.0	0	0	0	0	0	5	0	0	0	0	1	1	0	0	0	0	
NFL TOTALS		33	6	56	41	15	2	5	0.0	0.0	0	1	7	7	0	12	0	0	0	0	2	2	0	0	0	0	

JOSHUA WILLIAMS' NFL POSTSEASON DEFENSIVE STATISTICS

DATE	TEAM	GP	GS	TACKLES							INTERCEPTIONS					O. FUMB				ST			MISC			
				TK	S	A	TFL	YDS	SK	YDS	QBH	NO	YDS	LG	TD	PD	FF	FR	TD	YDS	TK	S	A	FF	FR	S
2022	Chiefs	3	0	8	6	2	0	0	0.0	0.0	0	1	-4	0	0	1	0	0	0	0	1	1	0	0	0	0
2023	Chiefs	4	0	6	3	3	0	0	0.0	0.0	0	0	0	0	0	0	0	0	0	0	2	2	0	0	0	0
NFL TOTALS		7	0	14	9	5	0	0	0.0	0.0	0	1	-4	0	0	1	0	0	0	0	3	3	0	0	0	0



2023 GAME-BY-GAME REGULAR-SEASON STATISTICS (CHIEFS)

DATE	OPPONENT	P/S	TACKLES							INTERCEPTIONS					O. FUMB				ST				MISC		W/L	SCORE		
			TK	S	A	SK	YDS	TFL	YDS	QBH	NO	YDS	LG	TD	PD	FF	FR	TD	YDS	TK	S	A	FF	FR			S	A
09/07	Lions	P	2	2	0	0.0	0.0	0	0	0	0	0	0	0	0	0	0	0	0	0	0	0	0	0	0	0	L	20-21
09/17	at Jaguars	S	1	1	0	0.0	0.0	0	0	0	0	0	0	0	0	0	0	0	0	0	0	0	0	0	0	W	17-9	
09/24	Bears	P	2	2	0	0.0	0.0	0	0	0	0	0	0	1	0	0	0	0	0	0	0	0	0	0	0	W	41-10	
10/01	at Jets	P	2	2	0	0.0	0.0	1	3	0	0	0	0	0	0	0	0	0	0	0	0	0	0	0	0	W	23-20	
10/08	at Vikings	P	4	2	2	0.0	0.0	0	0	0	0	0	0	0	0	0	0	0	0	0	0	0	0	0	0	W	27-20	
10/12	Broncos	P	2	1	1	0.0	0.0	0	0	0	0	0	0	0	0	0	0	0	0	0	0	0	0	0	0	W	19-8	
10/22	Chargers	P	0	0	0	0.0	0.0	0	0	0	0	0	0	0	0	0	0	0	0	0	0	0	0	0	0	W	31-17	
10/29	at Broncos	P	0	0	0	0.0	0.0	0	0	0	0	0	0	0	0	0	0	0	0	0	0	0	0	0	0	L	9-24	
11/05	Dolphins	P	0	0	0	0.0	0.0	0	0	0	0	0	0	0	0	0	0	0	0	0	0	0	0	0	0	W	21-14	
11/20	Eagles	P	0	0	0	0.0	0.0	0	0	0	0	0	0	0	0	0	0	0	0	0	0	0	0	0	0	L	17-21	
11/26	at Raiders	P	1	1	0	0.0	0.0	0	0	0	0	0	0	0	0	0	0	0	0	0	0	0	0	0	0	W	31-17	
12/03	at Packers	P	0	0	0	0.0	0.0	0	0	0	0	0	0	0	0	0	0	0	0	0	0	0	0	0	0	L	19-27	
12/10	Bills	P	0	0	0	0.0	0.0	0	0	0	0	0	0	0	0	0	0	0	0	0	0	0	0	0	0	L	17-20	
12/17	at Patriots																									W	27-17	
12/25	Raiders	P	0	0	0	0.0	0.0	0	0	0	0	0	0	0	0	0	0	0	0	0	0	0	0	0	0	L	14-20	
12/31	Bengals	P	1	0	1	0.0	0.0	0	0	0	0	0	0	1	0	0	0	0	1	1	0	0	0	0	0	W	25-17	
01/07	at Chargers	S	2	2	0	0.0	0.0	0	0	0	0	0	0	3	0	0	0	0	0	0	0	0	0	0	0	W	13-12	
2023 TOTALS			16-2	17	13	4	0.0	0.0	1	3	0	0	0	0	5	0	0	0	0	1	1	0	0	0	0	11-6		

2022 GAME-BY-GAME POSTSEASON STATISTICS (CHIEFS)

DATE	OPPONENT	P/S	TACKLES							INTERCEPTIONS					O. FUMB				ST				MISC		W/L	SCORE	
			TK	S	A	SK	YDS	TFL	YDS	QBH	NO	YDS	LG	TD	PD	FF	FR	TD	YDS	TK	S	A	FF	FR			S
01/21	Jaguars	P	0	0	0	0.0	0.0	0	0	0	0	0	0	0	0	0	0	0	0	0	0	0	0	0	0	W	27-20
01/29	Bengals	P	4	3	1	0.0	0.0	0	0	0	1	-4	-4	0	1	0	0	0	1	1	0	0	0	0	0	W	23-20
02/12	at Eagles	P	4	3	1	0.0	0.0	0	0	0	0	0	0	0	0	0	0	0	0	0	0	0	0	0	0	W	38-35
2022 TOTALS			3-0	8	6	2	0.0	0.0	0	0	0	1	-4	-4	0	1	0	0	0	1	1	0	0	0	0	3-0	

2023 GAME-BY-GAME POSTSEASON STATISTICS (CHIEFS)

DATE	OPPONENT	P/S	TACKLES							INTERCEPTIONS					O. FUMB				ST				MISC		W/L	SCORE	
			TK	S	A	SK	YDS	TFL	YDS	QBH	NO	YDS	LG	TD	PD	FF	FR	TD	YDS	TK	S	A	FF	FR			S
01/13	Dolphins	P	0	0	0	0.0	0.0	0	0	0	0	0	0	0	0	0	0	0	0	0	0	0	0	0	0	W	26-7
01/21	at Bills	P	3	1	2	0.0	0.0	0	0	0	0	0	0	0	0	0	0	0	0	0	0	0	0	0	0	W	27-24
01/28	at Ravens	P	2	2	0	0.0	0.0	0	0	0	0	0	0	0	0	0	0	0	1	1	0	0	0	0	0	W	17-10
02/11	49ers	P	1	0	1	0.0	0.0	0	0	0	0	0	0	0	0	0	0	0	1	1	0	0	0	0	0	W	25-22+
2023 TOTALS			4-0	6	3	3	0.0	0.0	0	0	0	0	0	0	0	0	0	0	2	2	0	0	0	0	0	4-0	

+ - Overtime





JAMES WINCHESTER



LONG SNAPPER #41
OKLAHOMA

10TH YEAR IN THE NFL

10TH YEAR WITH THE CHIEFS

HEIGHT: 6'3"
WEIGHT: 209 LBS
DRAFTED: FA-15
BIRTHDAY: 8/6/89

- Winchester enters his 10th season with Kansas City in 2024.
- Originally entered the NFL as a free agent with the Philadelphia Eagles in 2013.

Career Highlights:

- One of six players to be on the active roster for all three of the club's Super Bowl victories in the past five years (LIV, LVII and LVIII). He is joined by G Nick Allegretti, K Harrison Butker, DT Chris Jones, TE Travis Kelce and QB Patrick Mahomes.

Postseason Career Highlights:

- Tied with TE Travis Kelce for most postseason appearances in franchise history, playing in 22 games.

Transactions:

Re-signed with Kansas City (3/15/24) ... Signed with Kansas City (3/13/15) ... Released by Philadelphia (8/25/13) ... Originally entered the NFL as a free agent with the Philadelphia Eagles in 2013.

COLLEGE

Played in 39 games in three seasons (2009-11) at Oklahoma after he was a junior walk-on in 2010 ... Recovered three fumbles in 2010, which tied for the NCAA lead in that category.

PERSONAL

- Attended Washington High School.
- Father, Mike, was the punter at OU for two seasons (1984-85).
- He is a member of the Choctaw Tribe.
- Majored in human relations at Oklahoma.
- Hometown: Washington, Okla.

JAMES WINCHESTER'S NFL REGULAR SEASON STATISTICS

DATE	TEAM	GP
2015	Chiefs	16
2016	Chiefs	16
2017	Chiefs	16
2018	Chiefs	16
2019	Chiefs	16
2020	Chiefs	16
2021	Chiefs	17
2022	Chiefs	17
2023	Chiefs	17
NFL TOTALS		147



JAMES WINCHESTER'S NFL POSTSEASON STATISTICS

DATE	TEAM	GP
2015	Chiefs	2
2016	Chiefs	1
2017	Chiefs	1
2018	Chiefs	2
2019	Chiefs	3
2020	Chiefs	3
2021	Chiefs	3
2022	Chiefs	3
2023	Chiefs	4
NFL TOTALS		22

2015 GAME-BY-GAME REGULAR-SEASON STATISTICS (CHIEFS)

DATE	OPPONENT		W/L	SCORE
09/13	at Texans	P	W	27-20
09/17	Broncos	P	L	24-31
09/28	at Packers	P	L	28-38
10/04	at Bengals	P	L	21-36
10/11	Bears	P	L	17-18
10/18	at Vikings	P	L	10-16
10/25	Steelers	P	W	23-13
11/01	Lions	P	W	45-10
11/15	at Broncos	P	W	29-13
11/22	at Chargers	P	W	33-3
11/29	Bills	P	W	30-22
12/06	at Raiders	P	W	34-20
12/13	Chargers	P	W	10-3
12/20	at Ravens	P	W	34-14
12/27	Browns	P	W	17-13
01/03	Raiders	P	W	23-17
2015 TOTALS		16	11-5	

2016 GAME-BY-GAME REGULAR-SEASON STATISTICS (CHIEFS)

DATE	OPPONENT		W/L	SCORE
09/11	Chargers	P	W	33-27+
09/18	at Texans	P	L	12-19
09/25	Jets	P	W	24-3
10/02	at Steelers	P	L	14-43
10/16	at Raiders	P	W	26-10
10/23	Saints	P	W	27-21
10/30	at Colts	P	W	30-14
11/06	Jaguars	P	W	19-14
11/13	at Panthers	P	W	20-17
11/20	Buccaneers	P	L	17-19
11/27	at Broncos	P	W	30-27+
12/04	at Falcons	P	W	29-28
12/08	Raiders	P	W	21-13
12/18	Titans	P	L	17-19
12/25	Broncos	P	W	33-10
01/01	at Chargers	P	W	37-27
2016 TOTALS		16	12-4	

+ - Overtime



2017 GAME-BY-GAME REGULAR-SEASON STATISTICS (CHIEFS)

DATE	OPPONENT		W/L	SCORE
09/07	at Patriots	P	W	42-27
09/17	Eagles	P	W	27-20
09/24	at Chargers	P	W	24-10
10/02	Redskins	P	W	29-20
10/08	at Texans	P	W	42-34
10/15	Steelers	P	L	13-19
10/19	at Raiders	P	L	30-31
10/30	Broncos	P	W	29-19
11/05	at Cowboys	P	L	17-28
11/19	at Giants	P	L	9-12+
11/26	Bills	P	L	10-16
12/03	at Jets	P	L	31-38
12/10	Raiders	P	W	26-15
12/16	Chargers	P	W	30-13
12/24	Dolphins	P	W	29-13
12/31	at Broncos	P	W	27-24
2017 TOTALS		16	10-6	

+ - Overtime

2018 GAME-BY-GAME REGULAR-SEASON STATISTICS (CHIEFS)

DATE	OPPONENT		W/L	SCORE
09/09	at Chargers	P	W	38-28
09/16	at Steelers	P	W	42-37
09/23	49ers	P	W	38-27
10/01	at Broncos	P	W	27-23
10/07	Jaguars	P	W	30-14
10/14	at Patriots	P	L	40-43
10/21	Bengals	P	W	45-10
10/28	Broncos	P	W	30-23
11/04	at Browns	P	W	37-21
11/11	Cardinals	P	W	26-14
11/19	at Rams	P	L	51-54
12/02	at Raiders	P	W	40-33
12/09	Ravens	P	W	27-24+
12/13	Chargers	P	L	28-29
12/23	at Seahawks	P	L	31-38
12/30	Raiders	P	W	35-3
2018 TOTALS		16	12-4	

+ - Overtime

2019 GAME-BY-GAME REGULAR-SEASON STATISTICS (CHIEFS)

DATE	OPPONENT		W/L	SCORE
09/08	at Jaguars	P	W	40-26
09/15	at Raiders	P	W	28-10
09/22	Ravens	P	W	33-28
09/29	at Lions	P	W	34-30
10/06	Colts	P	L	13-19
10/13	Texans	P	L	24-31
10/17	at Broncos	P	W	30-6
10/27	Packers	P	L	24-31
11/03	Vikings	P	W	26-23
11/10	at Titans	P	L	32-35
11/18	at Chargers	P	W	24-17
12/01	Raiders	P	W	40-9
12/08	at Patriots	P	W	23-16
12/15	Broncos	P	W	23-3
12/22	at Bears	P	W	26-3
12/29	Chargers	P	W	31-21
2019 TOTALS		16	12-4	



2020 GAME-BY-GAME REGULAR-SEASON STATISTICS (CHIEFS)

DATE	OPPONENT		W/L	SCORE
09/10	Texans	P	W	34-20
09/20	at Chargers	P	W	23-20+
09/28	at Ravens	P	W	34-20
10/05	Patriots	P	W	26-10
10/11	Raiders	P	L	32-40
10/19	at Bills	P	W	26-17
10/25	at Broncos	P	W	43-16
11/01	Jets	P	W	35-9
11/08	Panthers	P	W	33-31
11/22	at Raiders	P	W	35-31
11/29	at Buccaneers	P	W	27-24
12/06	Broncos	P	W	22-16
12/13	at Dolphins	P	W	33-27
12/20	at Saints	P	W	32-29
12/27	Falcons	P	W	17-14
01/03	Chargers	P	L	21-38
2020 TOTALS		16	14-2	

+ - Overtime

2021 GAME-BY-GAME REGULAR-SEASON STATISTICS (CHIEFS)

DATE	OPPONENT		W/L	SCORE
09/12	Browns	P	W	33-29
09/19	at Ravens	P	L	35-36
09/26	Chargers	P	L	24-30
10/03	at Eagles	P	W	42-30
10/10	Bills	P	L	20-38
10/17	at Football Team	P	W	31-13
10/24	at Titans	P	L	3-27
11/01	Giants	P	W	20-17
11/07	Packers	P	W	13-7
11/14	at Raiders	P	W	41-14
11/21	Cowboys	P	W	19-9
12/05	Broncos	P	W	22-9
12/12	Raiders	P	W	48-9
12/16	at Chargers	P	W	34-28+
12/26	Steelers	P	W	36-10
01/02	at Bengals	P	L	31-34
01/08	at Broncos	P	W	28-24
2021 TOTALS		17	12-5	

+ - Overtime

2022 GAME-BY-GAME REGULAR-SEASON STATISTICS (CHIEFS)

DATE	OPPONENT		W/L	SCORE
09/11	at Cardinals	P	W	44-21
09/15	Chargers	P	W	27-24
09/25	at Colts	P	L	17-20
10/02	at Buccaneers	P	W	41-31
10/10	Raiders	P	W	30-29
10/16	Bills	P	L	20-24
10/23	at 49ers	P	W	44-23
11/06	Titans	P	W	20-17+
11/13	Jaguars	P	W	27-17
11/20	at Chargers	P	W	30-27
11/27	Rams	P	W	26-10
12/04	at Bengals	P	L	24-27
12/11	at Broncos	P	W	34-28
12/18	at Texans	P	W	30-24+
12/24	Seahawks	P	W	24-10
01/01	Broncos	P	W	27-24
01/07	at Raiders	P	W	31-13
2022 TOTALS		17	14-3	

+ - Overtime

2023 GAME-BY-GAME REGULAR-SEASON STATISTICS (CHIEFS)

DATE	OPPONENT		W/L	SCORE
09/07	Lions	P	L	20-21
09/17	at Jaguars	P	W	17-9
09/24	Bears	P	W	41-10
10/01	at Jets	P	W	23-20
10/08	at Vikings	P	W	27-20
10/12	Broncos	P	W	19-8
10/22	Chargers	P	W	31-17
10/29	at Broncos	P	L	9-24
11/05	Dolphins	P	W	21-14
11/20	Eagles	P	L	17-21
11/26	at Raiders	P	W	31-17
12/03	at Packers	P	L	19-27
12/10	Bills	P	L	17-20
12/17	at Patriots	P	W	27-17
12/25	Raiders	P	L	14-20
12/31	Bengals	P	W	25-17
01/07	at Chargers	P	W	13-12
2023 TOTALS		17	11-6	

2015 GAME-BY-GAME POSTSEASON STATISTICS (CHIEFS)

DATE	OPPONENT		W/L	SCORE
01/09	at Texans	P	W	30-0
01/16	at Patriots	P	L	20-27
2015 TOTALS		2	1-1	

2016 GAME-BY-GAME POSTSEASON STATISTICS (CHIEFS)

DATE	OPPONENT		W/L	SCORE
01/15	Steelers	P	L	16-18
2016 TOTALS		1	0-1	

2017 GAME-BY-GAME POSTSEASON STATISTICS (CHIEFS)

DATE	OPPONENT		W/L	SCORE
01/06	Titans	P	L	21-22
2017 TOTALS		1	0-1	

2018 GAME-BY-GAME POSTSEASON STATISTICS (CHIEFS)

DATE	OPPONENT		W/L	SCORE
01/12	Colts	P	W	31-13
01/20	Patriots	P	L	31-37+
2018 TOTALS		2	1-1	

+ - Overtime

2019 GAME-BY-GAME POSTSEASON STATISTICS (CHIEFS)

DATE	OPPONENT		W/L	SCORE
01/12	Texans	P	W	51-31
01/19	Titans	P	W	35-24
02/02	49ers	P	W	31-20
2019 TOTALS		3	3-0	

2020 GAME-BY-GAME POSTSEASON STATISTICS (CHIEFS)

DATE	OPPONENT		W/L	SCORE
01/17	Browns	P	W	22-17
01/24	Bills	P	W	38-24
02/07	at Buccaneers	P	L	9-31
2020 TOTALS		3	2-1	

2021 GAME-BY-GAME POSTSEASON STATISTICS (CHIEFS)

DATE	OPPONENT		W/L	SCORE
01/16	Steelers	P	W	42-21
01/23	Bills	P	W	42-36+
01/30	Bengals	P	L	24-27+
2021 TOTALS		3	2-1	

+ - Overtime

2022 GAME-BY-GAME POSTSEASON STATISTICS (CHIEFS)

DATE	OPPONENT		W/L	SCORE
01/21	Jaguars	P	W	27-20
01/29	Bengals	P	W	23-20
02/12	at Eagles	P	W	38-35
2022 TOTALS		3	3-0	

2023 GAME-BY-GAME POSTSEASON STATISTICS (CHIEFS)

DATE	OPPONENT		W/L	SCORE
01/13	Dolphins	P	W	26-7
01/21	at Bills	P	W	27-24
01/28	at Ravens	P	W	17-10
02/11	49ers	P	W	25-22+
2023 TOTALS		4	4-0	


+ - Overtime





XAVIER WORTHY

WIDE RECEIVER #1
TEXAS



ROOKIE

HEIGHT: 5'11"
WEIGHT: 165 LBS
DRAFTED: D1-24
BIRTHDAY: 4/27/03

- 👁️ Worthy enters his first season with the Chiefs in 2024.
- 👁️ Originally entered the NFL as a first-round pick (28th overall) by the Kansas City Chiefs in the 2024 NFL Draft.

Transactions:

Originally entered the NFL as a first-round pick (28th overall) by the Kansas City Chiefs in the 2024 NFL Draft.

COLLEGE

Three year wide receiver at Texas ... Played in and started in 39 games ... Scored 26 career touchdown receptions, the third-most in Longhorn history ... Left Texas ranked fourth all-time in career receiving yards (2,755), sixth in receptions (197), eighth in punt return yards (564) ... Had the following honors: 2023 All-America second-team selection as a punt returner ... Named third-team AP All-America honoree as an all purpose player in 2023 ... First-team All-Big 12 selection in 2023 ... Second-team All-Big 12 selection in 2022 ... First-team All-Big 12 selection in 2021 ... 2021 Big 12 Offensive Freshman of the Year ... AP Big 12 Newcomer of the Year ... Named a Shaun Alexander Freshman of the Year Award finalist ... AP Freshman All-American honors ... Academic Big 12 first-team in 2022 and 2021-22 Academic All Big 12 Rookie Team honoree ... Two-time member of the Big 12 Commissioner's Honor Roll (fall 2021 and spring 2022).

PERSONAL

- 👁️ Selected to participate in 2021 All-American Bowl.
- 👁️ No. 12 wide receiver in the country by 247Sports.
- 👁️ Rated as a four-star prospect by ESPN.
- 👁️ Caught 55 passes for 992 yards and 16 touchdowns as a junior, had his senior season canceled due to COVID-19.
- 👁️ Helped Central East win its first-ever CIF Division I-AA state championship after a 15-0 season in 2019.
- 👁️ Also competed in track and field for Central East.



HISTORY



CHIEFS HISTORY

AFL ORIGINS

1958 — Lamar Hunt's efforts to acquire an expansion NFL franchise for his hometown of Dallas were rebuked by the league. However, his desire to secure a professional football franchise was further heightened after watching the historic '58 NFL Championship Game between the Baltimore Colts and the N.Y. Giants, which later became known as "The Greatest Game Ever Played."

1959 — After another attempt at landing an NFL expansion franchise for Dallas was spurned, NFL officials suggested that Hunt contact the Wolfner family, owners of the Chicago Cardinals franchise. Violet Bidwell Wolfner, mother of current Cardinals owner William Bidwell, and her husband Walter eventually agreed to sell Hunt 20 percent of the Cardinals franchise. Hunt declined the opportunity. He then conceived the concept of forming a second league. "Why wouldn't a second league work?" Hunt recalled. "There was an American and National League in baseball, why not football?" Hunt contacted several other individuals who had expressed interest in the Cardinals franchise — Bud Adams (Houston), Bob Howsam (Denver), Max Winter and Bill Boyer (Minneapolis) — and gauged their interest in forming a second league. Adams quickly signed on and the young league, albeit still very much in its infancy stages, already had its first rivalry.

With four teams in the ranks including Hunt's Dallas franchise, he sought franchises in New York and Los Angeles. Before ownership in those cities was secured, Hunt sought the NFL's blessing for his endeavor, hoping that NFL Commissioner Bert Bell would oversee both leagues. "I told myself I didn't want to go into this if it meant some kind of battle," Hunt remembered. "Of course, this was one of the more naive thoughts in the history of pro sports." Although the NFL wanted no part of Hunt's new league, Hunt gave his blessing for Bell to mention it in the course of his testimony before a Congressional committee on July 28th. "At that point, no one had put up a penny, and I had no commitments from New York or Los Angeles," Hunt continued. "But Bert Bell had announced it. We were in

business."

Within weeks, Barron Hilton (Los Angeles) and Harry Wismer (New York) agreed to enter the six-team league. On August 14th, the first meeting of the new league was held in Chicago. Charter memberships were issued to six original cities — Dallas, New York, Houston, Denver, Los Angeles and Minneapolis. The league was officially christened the American Football League on August 22nd. Ralph Wilson (Buffalo) was awarded the league's seventh franchise on October 28th and William Sullivan (Boston) became the

league's eighth owner on November 23rd, the date of the inaugural AFL draft, which lasted 33 rounds. All eight original owners agreed to contribute \$25,000 and to post a performance bond of \$100,000. "Before there was a player, coach or general manager in the league, there was Lamar Hunt," said Sullivan. "Hunt was the cornerstone, the integrity of the league. Without him, there would have been no AFL."

In November, the league nearly disbanded before it even played a single game. Winter announced that he was withdrawing from the league to accept an NFL franchise for Minneapolis. The NFL now envisioned an expansion franchise for Dallas, as well, but Hunt declined that offer. "It (the AFL) was so important to me," Hunt said. "I had a lot of money in it, a lot invested in it. Emotionally, I spent a lot of time, effort and energy on it. I felt an obligation. A guy like Billy Sullivan had everything he had in it. It wouldn't have been the right thing to do."

The AFL forged forward as former World War II hero and two-term South Dakota governor Joe Foss was named commissioner on November 30th. A second, 20-round AFL draft was held on December 2nd. Hunt pursued both legendary University of Oklahoma coach Bud Wilkinson and N.Y. Giants defensive assistant Tom Landry to lead his Texans franchise. Wilkinson opted

THE FOOLISH CLUB

The whole idea of the AFL seemed so far-fetched, the eight team owners were whimsically named "The Foolish Club." Lamar Hunt credited Wayne Valley of the Oakland ownership group for coining that moniker. "I was an amateur photographer and had taken some color pictures of the '64 season," Hunt explained. "I sent out a montage as Christmas gifts one year. At the top was the hand-lettered phrase, The Foolish Club." Both the name and the league would stick.

The American Football League Owners, 1961 — Seated from left: K.S. "Bud" Adams (Houston), Joe Foss (AFL Commissioner). Standing from left: Bill Sullivan (Boston), Cal Kunz (Denver), Ralph Wilson (Buffalo), Lamar Hunt (Dallas), Harry Wismer (New York), Wayne Valley (Oakland), Barron Hilton (San Diego).



to stay at Oklahoma, while Landry was destined to coach the NFL's franchise in Dallas. Hunt settled on a relatively unknown assistant coach from the University of Miami (Florida), Hank Stram. "One of the biggest reasons I hired Hank was that he really wanted the job," Hunt explained. "It turned out to be a very lucky selection on my part."

1960 — Hunt was elected President of the AFL on January 26th. Minneapolis officially withdrew from the AFL on January 27th. An ownership group from

Dallas was awarded an expansion NFL franchise on January 28th to begin play that season in direct competition with the Texans. That same day, AFL owners approved the two-point conversion rule which was utilized for the AFL's 10-year existence, a rule that wouldn't resurface in the NFL for 34 more years. On January 30th, Oakland replaced Minneapolis as the eighth AFL outpost. In another ironic twist, the Chicago Cardinals franchise, which Hunt had attempted to purchase a year earlier, received permission from the NFL to transfer to St. Louis on March 13th. Perhaps the most important moment in the AFL's formative years came on June 9th when the league signed a five-year television contract with ABC that paid each club \$112,000 during the '60 season.

The Texans set up offices in the Mercantile Securities Building, while Foss headquartered the AFL offices out of Dallas, as well. The Texans shared the Cotton Bowl for three seasons with the NFL's Cowboys. Reserved seats were \$4, general admission \$2 and high school students paid \$.90 that initial season. Don Rossi served as the team's General Manager until November when he was succeeded by Jack Steadman. The Texans conducted their inaugural training camp at the New Mexico Military Institute in Roswell, N.M. The club embarked on a whirlwind preseason barnstorming tour that featured road games in Oakland, Tulsa, Boston, Abilene and Little Rock. An announced crowd of 51,000 at the Cotton Bowl witnessed a 24-3 victory vs. Houston (9/2) as the club concluded a perfect 6-0 preseason record.

The initial regular season victory in team history came by a 34-16 count at Oakland (9/16) thanks to 88 rushing yards, a TD and two FGs from FB Jack Spikes (TCU). In addition to Spikes, the Texans also had a strong home-state identity with QB Cotton Davidson (Baylor), LB Sherrill Headrick (TCU) and RB Abner Haynes (North Texas State). Haynes led the league with 875 rushing yards and nine TDs, as well as combined net yards (2,100) and punt return average (15.4). Haynes' combined net yardage mark remained a franchise record until 2001. Thanks to Haynes, the Texans had a flashy, high-scoring club, which finished the year at 8-6 as three close losses kept the squad from challenging for the division title. The Texans averaged 24,500 fans for their home games, the highest average attendance in the league.

1961 — Don Klosterman joined the franchise as Director of Player Personnel and a wealth of college talent was infused into the franchise's veins. The Texans and the NFL's Dallas Cowboys both drafted LB E.J. Holub (Texas Tech), described by many scouts as "the best football player in America." Holub decided to play for

the Texans, joining three future Chiefs Hall of Famers – DT/DE Jerry Mays (SMU), TE Fred Arbanas (Michigan State) and T Jim Tyrer (Ohio State) – as part of the club's draft class. The club moved its training camp to Hunt's alma mater of SMU and started the regular season at 3-1 before hitting a six-game losing skid, the longest such streak of Stram's tenure with the franchise. One of those losses was a 28-21 decision in a Friday night contest at Boston (11/3), which featured a bizarre ending as a raincoat-clad fan knocked down a potential game-tying TD from Davidson to Chris Burford on the game's final play. The team rebounded to claim wins in three of its final four contests to finish 6-8, marking the club's second straight finish behind the Chargers in the AFL West standings.

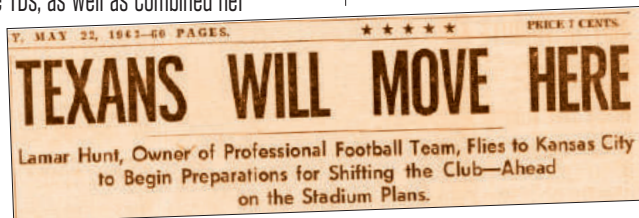


**LENNY
THE
COOL**

A pivotal moment in franchise history took place on July 2, 1962 when Hank Stram signed free agent QB Len Dawson. Dawson entered the NFL as a first-round draft pick of Pittsburgh in '57, but was waived by Cleveland on June 12th. After spending five uneventful years in the NFL with the Steelers and Browns, Dawson received his final shot at pro football redemption from Stram. Convinced that Dawson was the man to lead the franchise on the field, the only trade personally orchestrated by Lamar Hunt in team history occurred after the season's first game. The Chiefs sent QB Cotton Davidson to Oakland in exchange for the Raiders first-round pick in '63, a pick that was used to select Hall of Fame DT Buck Buchanan with the first overall selection. As for Dawson, he didn't disappoint in '62, throwing 29 TD passes to earn AFL Player of the Year honors.

1962 — Stram was named Coach of the Year and RB Curtis McClinton (Kansas) was named the '62 AFL Rookie of the Year. Haynes became the franchise's first 1,000-yard rusher, concluding the season with 1,049 yards and an AFL-high 13 rushing TDs.

The Texans clinched their initial AFL Western Division Championship in November and finished with an 11-3 regular season record. Dallas won the '62 AFL Championship when K Tommy Brooker connected on a 25-yard field goal during the second overtime of the title game, giving the Texans a 20-17 victory at Houston (12/23). Spanning an elapsed time of 77:54, the game still stands as the second-longest contest in pro football history as the franchise claimed its first of three AFL titles.



GOIN' TO KANSAS CITY

1963 — Despite the Texans championship season in '62, the Dallas market simply could not sustain

two professional football franchises. Kansas City Mayor H. Roe Bartle learned of Hunt's interest in a new home for the Texans and extended an invitation for Hunt and Jack Steadman to move the franchise to Mid-America. After the duo visited Kansas City on an incognito basis, an ambitious campaign took shape to deliver on Bartle's guarantee to Hunt of tripling the season-ticket base the Texans had enjoyed in Dallas. Kansas City's mayor, nicknamed "The Chief," also promised to add 3,000 permanent seats to Municipal Stadium, as well as 11,000 temporary bleacher seats. Along with Bartle, a number of other prominent Kansas Citians stepped forward to aid in the efforts, putting together more than 1,000 workers to sell season tickets. On May 22nd, Hunt announced he was moving the franchise to Kansas City. Hunt and Stram jested at one point about calling the relocated team the Kansas City Texans, but thanks to the insistence of Steadman and a "name-



Stram

the-team” contest, the Chiefs were officially christened on May 26th, in part to honor the efforts of Bartle. During their inaugural season in Kansas City, the Chiefs charged \$7 for box seats and \$6 for reserved seats at Municipal Stadium.



Three highly-touted draft choices began their tenures with the club in '63. Hunt's trade of Davidson landed the number one overall selection in the AFL Draft, which Kansas City used to select Hall of Fame DT Buck Buchanan (Grambling). Ironically, the Raiders would later draft Hall of Fame G Gene Upshaw in '67 for the express purpose of blocking Buchanan. The Chiefs tabbed G Ed Budde (Michigan State) with their own number one selection, while stealing another future Hall of Fame inductee, LB Bobby Bell (Minnesota) in the seventh round. Buchanan, Budde and Bell all became starters on their way to a combined 526 games with the team. The first appearance of the Chiefs in Municipal Stadium attracted just 5,721 fans for a 17-13 preseason victory vs. Buffalo (8/9). Tragedy struck the club when rookie RB Stone Johnson (Grambling), who was a sprinter in the '60 Olympics in Rome, suffered a fractured vertebra in his neck in a preseason game vs. Houston (8/30) in Wichita, Kan. He died 10 days later on September 8th and his jersey number 33 was subsequently retired. Kansas City opened the regular season with a 59-7 victory at Denver (9/7), a contest that remains the highest-scoring effort in team history. On October 1st, the club moved into its new Swope Park practice facility on East 63rd Street, where the team's headquarters remained until the opening of Arrowhead Stadium in '72. The Chiefs managed just one win and two ties in their next nine games before racking up three consecutive wins to close the year at 5-7-2.



1964 — On January 29th, the AFL and NBC signed a landmark five-year, \$36-million television contract beginning with the '65 season. The Chiefs began the year with a 2-1 mark before dropping three consecutive games as several of the team's best players, including LB E.J. Holub, TE Fred Arbanas and S Johnny Robinson, missed numerous games with injuries. Arbanas missed the final two games of the year after undergoing surgery to his left eye, in which he suffered almost total loss of vision. RB Mack Lee Hill (Southern), who signed with the club as a rookie free agent and received a \$300 signing bonus, muscled his way into the starting lineup and earned a spot in the AFL All-Star Game. The club finished the season with two consecutive wins to close the season at 7-7, finishing second in the AFL West behind San Diego (8-5-1). An average of 18,126 fans attended each home game at Municipal Stadium, prompting talks at the AFL owners' meeting about the future of the franchise in Kansas City.

BIDDING WARS, MERGER TALKS & GLORY DAYS

1965 — The AFL and NFL had been openly competing for talent for years, but that bidding war for players heated up

for the Chiefs in '65. Kansas City made RB Gale Sayers (Kansas) their first-round draft pick, but Sayers eventually signed with the Chicago Bears.

The club suffered a devastating blow when RB Mack Lee Hill suffered torn ligaments in his right knee in the next-to-last regular season game of the year at Buffalo (12/12). Following what was expected to be a routine surgery on December 14th at Menorah Hospital in Kansas City, Hill died from what was termed “a sudden and massive embolism.” Hunt called Hill's death “the worst shock possible.” Beginning the following year, the club annually bestowed the Mack Lee Hill Award on its top rookie or first-year performer in honor of this fallen young star. Just days after Hill's unexpected death, the mourning Chiefs defeated Denver (12/19) to finish the year with a 7-5-2 record.


1966 — The escalation in player salaries paid by the two leagues eventually led to a series of clandestine meetings between Hunt and Tex Schramm of the Cowboys that began in April at Love Field in Dallas. While merger groundwork was being laid, the Chiefs engaged in more subterfuge during the '66 draft. DE Aaron Brown (Minnesota) was highly coveted by many clubs, including the NFL's Steelers. The Steelers couldn't locate Brown on draft day since he was already aboard a flight with Hunt, who carried out the first mid-air signing in team history. Despite being drafted in the 20th round of the AFL Draft, the Chiefs signed Heisman Trophy RB Mike Garrett (USC), who earned AFL Rookie of the Year honors. Plans for the AFL-NFL merger were officially announced by NFL Commissioner Pete Rozelle on June 8th. The Chiefs started the season at 3-0, including a 32-10 win at Oakland (9/18) in the first contest played at the Oakland-Alameda County Coliseum. A crowd of 43,885 attended the Chiefs home opener vs. defending AFL Champion Buffalo (10/2), the largest ever to witness a sports event in Kansas City at the time. The Chiefs dropped a 29-14 decision to the Bills, but after the contest, Stram and Buffalo Head Coach Joe Collier negotiated a trade in the middle of the field. Kansas City got K Mike Mercer for a fifth-round pick, solidifying one of the few weaknesses on the squad. Dawson led the league in passing, while Taylor became the

first 1,000-yard receiver in franchise history, registering 1,297 yards. The Chiefs finished three games in front of Oakland to claim an AFL West title with an 11-2-1 record, setting the stage for the franchise's second trip to the AFL Championship Game.

1967 — Using a dazzling I-formation offense and a smothering defense, the Chiefs claimed a dominating 31-7 victory in the AFL title game at Buffalo (1/1) on the same day that future Chiefs star Derrick Vincent Thomas was born in Miami, Fla. That victory propelled Kansas City to the first AFL-NFL World Championship Game, later renamed Super Bowl I. The term “Super Bowl” was coined by Hunt during a committee meeting, inspired by a “Super Ball” owned by each of his three children. Although not officially

THE OTIS ACQUISITION

One of the more colorful tales in franchise lore transpired days before the '65 draft. The Cowboys had WR Otis Taylor (Prairie View A&M) sequestered at the Continental Hotel in Dallas. Chiefs scout Lloyd Wells, who was instrumental in the signing of many key players during the '60s, thought he had Taylor's services secured for the Chiefs when he learned of the Cowboys chicanery. After ascertaining the receiver's location from Taylor's mother, Wells posed as a reporter from *Ebony* magazine and slipped his phone number to Taylor unbeknownst to a Cowboys “bodyguard” watching Taylor's hotel door. At 3:00 AM one of the greatest “escapes” in franchise history was consummated as the receiver climbed out a bathroom window and into an awaiting Cadillac. Taylor and Wells boarded a flight for Kansas City later that morning and Taylor, with a shiny new vehicle in his possession, was subsequently drafted by the Chiefs in the fourth round, beginning an illustrious Kansas City career.



adopted until the third such AFL-NFL World Championship Game, the name Super Bowl was seized upon by the media and quickly became a part of the worldwide sports lexicon. At the Los Angeles Memorial Coliseum, the Chiefs met Vince Lombardi's powerful Green Bay Packers (1/15). The Chiefs played the Packers close for a half, trailing 14-10, but Green Bay took control in the final two quarters, winning the game by a score of 35-10.

The club's special teams got a boost with the addition of K Jan Stenerud (Montana State), who originally enrolled in school on a skiing scholarship, and KR Noland "Super Gnat" Smith (Tennessee State). Interest in the team skyrocketed, forcing an increase in seating capacity at Municipal Stadium from 40,000 to 47,000. In June, Jackson County voters approved a \$43 million bond issue for construction of The Truman Sports Complex.



The first contest between AFL and NFL teams in Kansas City resulted in a commanding 66-24 Chiefs victory vs. Chicago at Municipal Stadium (8/23). Injuries again hit the club hard during the regular season as the Chiefs clawed their way to a 9-5 record.

1968 — A debate raged in Kansas City whether the club's new stadium should be built downtown or at a "remote" location. A location in Eastern Jackson County was chosen as the site and groundbreaking ceremonies took place in July with plans calling for a unique "rolling roof" design. The '68 Chiefs boasted one of the finest defenses ever assembled by the club, allowing a franchise-low 170 points (12.1 ppg). The nucleus of the defensive unit was clearly in its prime, producing six AFL All-Stars, including all three of the squad's linebackers. Offensively, Dawson led the AFL in passing for the fourth time. The Chiefs began the season with a 7-1 record and rattled off five straight victories to close the regular season at 12-2, sharing the AFL West crown with the Raiders and setting up an AFL Western Division Playoff Game. Kansas City lost a 41-6 decision at Oakland (12/22) in the club's first postseason outing since Super Bowl I as the Raiders advanced to the AFL Championship Game against the N.Y. Jets.

1969 — The Chiefs continued the momentum they built during the '68 campaign by posting a perfect 6-0 record during preseason play. Kansas City began the regular season with four consecutive road games for the only time in team history. After a decisive 27-9 win at San Diego (9/14), the club posted a 31-0 shutout at Boston (9/21), but Dawson sustained a knee injury against the Patriots. The once-optimistic picture for the Chiefs went from bad to worse the following week when backup QB Jacky Lee went down with a broken ankle in a 24-19 loss at Cincinnati (9/28). That injury left the team's most crucial position in the hands of second-year QB Mike Livingston, who took just five snaps as a rookie in



LEGENDARY LINEBACKERS

The Chiefs found a pair of linebacking gems in the second round of the '67 draft in #51 Jim Lynch (Notre Dame) and #63 Willie Lanier (Morgan State). That duo joined #78 Bobby Bell to form one of the most legendary linebacker trios in pro football annals.

'68. However, Livingston engineered a five-game winning streak, while getting plenty of help from the club's defense. The team's home opener at Municipal Stadium was played in a daylong deluge referred to as a "frog-strangler" by Chiefs radio broadcaster Bill Grigsby. The Chiefs and Oilers combined for 14 fumbles in a 24-0 Kansas City victory (10/12). Dawson returned to the starting lineup in a 27-3 win vs. San Diego (11/9) and guided the club to three wins in the season's next four games. Broncos coach Lou Saban was infuriated following the Chiefs 31-17 win vs. Denver (11/27). Trailing 24-17 late in the game, Denver attempted an onside kick that was recovered by LB Bobby Bell, who promptly returned

that kick for a 53-yard TD. Livingston started the following week vs. Buffalo (12/7) for an again-injured Dawson, who returned for the regular season finale at Oakland (12/13). A 10-6 loss vs. the Raiders gave the Chiefs an 11-3 record, good for second in the division behind Oakland (12-1-1). In an AFL Divisional Playoff Game at the N.Y. Jets (12/20), Kansas City rode its dominating defense which produced a crucial goal-line stand en route to a 13-6 win over the defending Super Bowl champion. The victory set up a rematch with the Raiders in the final AFL Championship Game.

THREE-TIME AFL CHAMPIONS

With a 17-7 win over the Oakland Raiders in the '69 AFL Championship Game, Kansas City became the only team in AFL history to claim three league titles. The club also won AFL Championships in '62 and in '66. During the AFL's 10-year existence, the Chiefs compiled a league-best 87-48-5 (.639) regular season record under head coach Hank Stram.



Hunt and Stram

1970 — In the final game in AFL history, the Chiefs became the league's only three-time champions, defeating the Raiders by a 17-7 count at Oakland (1/4). Making the victory even more satisfying for the Chiefs was the fact that the Raiders players had to sheepishly walk out of the stadium with the luggage they had packed for New Orleans and Super Bowl IV. During the days preceding Kansas City's clash with the heavily-favored Vikings, unsubstantiated media reports associating Dawson with a known gambler hounded the Chiefs quarterback. The night before the game, Ed Sabol of NFL Films approached Vikings coach Bud Grant about being mic'd for the game. Grant declined, but Stram accepted. As both the Chiefs and the cameras rolled, Stram clamored for his team to run "65 toss power trap" and to "keep matriculating the ball down the field." The Chiefs used the game as a crusade for the American Football League and wore "AFL-10" patches which referred to the league's 10-year existence. The Chiefs used three Stenerud FGs and a Garrett TD

run to take a 16-0 halftime lead. A dynamic 46-yard TD pass from Dawson to Taylor in the third quarter sealed the victory as Dawson was named the game's Most Valuable Player. Perhaps the grittiest performance of the day came from S Johnny Robinson, who registered two interceptions and a fumble recovery despite playing with three broken ribs. At approximately 5:20 p.m., the final seconds ticked off the clock at Tulane Stadium as the biggest moment in Kansas City sports history came to a peak as the Chiefs were crowned World Champions by claiming a 23-7 victory in Super Bowl IV (1/11). A victory parade ensued upon the club's triumphant return to Kansas City the following day.

Replicating the success of '69 proved a difficult task for Stram and company. RB Mike Garrett, who was the club's all-time leading rusher at the time, was traded to San Diego and replaced in the lineup by RB Ed Podolak. Despite a 44-24 win at Baltimore (9/28) in just the second-ever telecast of ABC's Monday Night Football package, the Chiefs owned a 3-3-1 record at the season's midpoint. One of the season's pivotal junctures came in a 17-17 tie vs. Oakland (11/1). The Chiefs were ahead 17-14 when Dawson apparently sealed the win, running for a first down which would have allowed Kansas City to run out the clock. While on the ground, Dawson was speared by Raiders DE Ben Davidson in an infamous incident that cost the Chiefs a victory and further inflamed the already heated Chiefs-Raiders rivalry. WR Otis Taylor retaliated and a bench-clearing brawl ensued. Offsetting penalties were called, nullifying Dawson's first down. The Chiefs were forced to punt and Raiders K George Blanda eventually booted a game-tying FG with 0:08 remaining. That tie ultimately cost the Chiefs a tie with Oakland for the division crown as Kansas City finished the year with a 7-5-2 record, while the Raiders went 8-4-2.

1971 — The '71 Chiefs were regarded by many as the finest squad ever assembled by the franchise, including Lamar Hunt. "I always thought that was the peak of our best team, our '71 squad," Hunt recalled. The '71 Chiefs fielded perhaps the most complete squad in franchise history, featuring a team-record 11 Pro Bowl performers. Offensively, WR Otis Taylor led the league with 1,110 receiving yards. The longstanding linebacking trio of Willie Lanier, Bobby Bell and Jim Lynch was the league's best. The offensive line was headlined by G Ed Budde and T Jim Tyrer, while the defensive front featured a pair of Pro Bowlers in DTs Buck Buchanan and Curley Culp. Both K Jan Stenerud and P Jerrel Wilson represented the squad in the Pro Bowl, as well. The '71 squad became the first in team annals to register two Monday Night Football wins. After bolting to a 5-1-1 start, the club went 5-2 during the second half of the season to finish the year at 10-3-1. A 16-14 home victory vs. Oakland (12/12) gave the franchise its initial AFC West title.

The great promise of the '71 campaign ended dramatically in the longest game in NFL history, an AFC Divisional Playoff Game played on Christmas Day. It took 82:40, but a 37-yard FG from Dolphins K Garo Yepremian finally ended the game as Miami claimed a 27-24 double OT win in the final football contest played at Municipal Stadium. Podolak accounted for an incredible 350 combined net yards, a figure that remains an NFL postseason record. The baton of power in the AFC was officially passed to the Dolphins, who went on to appear in three consecutive Super Bowls. It would be the Chiefs last playoff appearance for 15 years, effectively signaling the conclusion of the franchise's original glory days.

FOND FAREWELLS

1972 — The last original member of the '60 Dallas Texans departed on July 12th when S Johnny Robinson announced his retirement at training camp. Meanwhile, QB Len Dawson ended speculation about his retirement by signing a two-year contract. Hunt became the first AFL figure to be inducted into the Pro Football Hall of Fame on July 29th.

ARROWHEAD OPENS


After two different construction strikes and a myriad of other delays, Arrowhead Stadium was officially dedicated on August 12, 1972 when the Chiefs registered a 24-14 victory vs. the St. Louis Cardinals. RB Ed Podolak scored the first TD in the facility. "It was supposed to be finished on July 1st and it wasn't even close," recalled Jack Steadman. In fact, seats weren't even installed yet in some areas of the stadium, including Hunt's private suite, where guests sat on folding chairs that inaugural year. Regular season ticket prices for the team's first season in Arrowhead were \$8 for box seats and \$7 for reserved seating. Mayor H. Roe Bartle is shown at right trying out the first seat installed in Arrowhead.



The Chiefs lost a 20-10 decision vs. Miami (9/17) on Opening Day at Arrowhead in front of a crowd of 79,829. Municipal Stadium hosted its final pro sporting event as the Royals defeated the Rangers by a 4-0 count (10/4). A standing-room-only crowd of 82,094 fans was in attendance for a 27-14 victory vs. Oakland (11/5), the largest "in-house" attendance total for an NFL contest in Arrowhead's history. After a 5-3 start, a three-game losing streak effectively eliminated the club from playoff contention. An 8-6 record was good enough for only a second-place finish in the AFC West behind Oakland. LB Willie Lanier became the first Chiefs player to receive the prestigious NFL Man of the Year Award.

1973 — The defense kept the club in virtually every game thanks to a nucleus that still included the bulk of the squad's Super Bowl IV starters. QB Mike Livingston started in a 23-13 Opening Day loss vs. Los Angeles (9/16), but Dawson returned to rally the club for three consecutive wins to get the team off to a 3-1 start for a third straight year. Inconsistency and injuries took their toll down the stretch, though. Dawson made his final start of the year in a 23-14 loss at Buffalo (10/29) and was replaced for the remainder of the year by Livingston, beginning a string of three straight seasons in which both players split time at the position. Livingston led the club to three straight wins, putting the team in first place

in mid-November with a 6-3-1 record. A 1-2-1 ledger over the season's final month ended the club's postseason aspirations as the team finished the year in a second-place tie with Denver at 7-5-2. Dawson became the second Chiefs player in as many years to win the NFL Man of the Year Award.



1974 — The AFC-NFC Pro Bowl was held at Arrowhead on January 20th with the AFC claiming a 15-13 win thanks to five FGs from Miami K Garo Yepremian.

While the club's sparkling new facility was drawing rave reviews, the Chiefs roster was beginning to show its age. The result was the team's first losing season in 11 years as the club was unable to string together consecutive victories during the season, a first in Chiefs franchise history. Many of the club's key players were entering the twilight of their careers: Dawson was 39, T Jim Tyrer was 35, LB Bobby Bell, DT Buck Buchanan and G Ed Budde were 34, T Dave Hill was 33 and WR Otis Taylor was 32. One of the year's few bright spots in the 5-9 season was CB Emmitt Thomas, who led the league with a franchise-record 12 INTs. The final game of the '74 campaign marked the final time all six of Kansas City's Pro Football Hall of Fame players from the club's Super Bowl era took the field together with Stram. Including Lamar Hunt and five future Vikings Hall of Famers, an amazing total of 13 Hall of Fame inductees were involved in that '74 game. That 35-15 loss vs. Minnesota (12/14) provided an anti-climactic conclusion to Stram's illustrious coaching career in Kansas City and was also the final game in a Chiefs uniform for eight-time All-Pro LB Bobby Bell. Three days later, on December 27th, the only head coach in franchise history was relieved of his duties after compiling a 124-76-10 regular season record with the club.

1975 — San Francisco 49ers defensive coordinator Paul Wiggin was named the second head coach in franchise history on January 23rd. A former Pro Bowl defensive end for the Cleveland Browns, Wiggin inherited the unenviable task of rebuilding a squad whose pool of talent had been largely depleted due to age and a number of ill-fated trades that had left the club devoid of first-round draft choices in '73 and '75. After an 0-3 start to the season, Wiggin directed the Chiefs to three straight wins, beginning with a convincing 42-10 victory vs. Oakland (10/12). The highlight of the season was a 34-31 upset win at Dallas (11/10) on Monday Night Football. But the club could not maintain that success. Owning a 5-5 record heading into the homestretch of the season, injuries to a number of key players crippled the team. The Chiefs dropped its final four contests of the year to finish at 5-9 for the second consecutive season. The regular season finale at Oakland (12/21) marked the final games in the Hall of Fame careers of Dawson and Buchanan.

1976 — Buck Buchanan officially hung up his spikes in February, while Dawson announced his retirement on May 1st. Off the field, Jack Steadman was promoted to President and Jim Schaaf was named General Manager in August. On the field, Kansas City's fortunes didn't improve in the second year of the Wiggin regime. The club dropped three straight home games before suffering a 50-17 setback at Buffalo (10/3), opening the season at 0-4 for the first time in team history. The team registered a 3-1 record during a successful midseason stretch but could not maintain that momentum. After lingering in Dawson's shadow for eight seasons, QB Mike Livingston was firmly entrenched as the team's starter, becoming the first signal-caller to start every regular season game since Dawson in '68. Even though he played well and rallied the squad for wins in two of the season's final three games, the Chiefs still ended the year with their third consecutive 5-9 record. RB Ed Podolak surpassed RB Abner Haynes as the all-time leading ground gainer in team history in the final game of the year vs. Cleveland (12/12). RB MacArthur Lane was another offensive threat, becoming the first player in franchise

history to lead the league in receptions (66). One of the club's final ties to its glory days was severed when the dismantling of Municipal Stadium began on April 13th. A portion of the site was later developed into a community garden.

1977 — On the field, the Chiefs suffered their worst season to date, winning just twice and undergoing a midseason coaching change. An 0-5 start doomed the squad with a 44-7 loss at Cleveland (10/30) effectively sealing Wiggin's fate. Despite the club's record, Wiggin was still a popular figure in Kansas City, but was nonetheless relieved of his duties on Halloween, marking the first in-season coaching switch in team history. Wiggin concluded his tenure with an 11-24 record. Defensive backs coach Tom Bettis was named interim coach and claimed a 20-10 victory vs. Green Bay (11/6) in the club's initial contest under his direction, but it was the only victory of his brief head coaching tenure. The team endured a six-game losing streak to conclude the season at 2-12. Bettis and the remainder of the coaching staff assembled by Wiggin were released on December 19th, one day after a 21-20 loss at Oakland (12/18) in the regular season finale. Marv Levy, the former head coach of the CFL's Montreal Alouettes, was named the fourth head coach in franchise history on December 20th. The heart and soul of the Chiefs once-vaunted defense departed when roommates Lanier and Lynch, who both joined the club together as second-round draft picks in '67, retired following the '77 campaign. Baltimore later acquired Lanier's rights in a trade, but failed to lure him out of retirement.



"GIVE A CHEER FOR KANSAS CITY"
 by Marv Levy
 Give a cheer for Kansas City,
 Loud and clear for the Red and Gold,
 As the Chiefs march on to victory
 Like our mighty teams of old.
 (Refrain)
 Rah, Rah, Rah, for Kansas City
 Rah, Rah, Rah for Red and Gold
 As the Chiefs march on to victory
 Like our mighty teams of old
 Beat the drum, here they come
 Warriors, brave and strong.
 In the stands, loyal fans
 Cheer our team along

THE LEVY ERA

1978 — Levy's systematic restocking of a relatively barren defensive roster began with a '78 draft class that included a pair of future Chiefs Hall of Fame enshrinees in DE Art Still (Kentucky) and LB Gary Spani (Kansas State). Another tie to the club's Super Bowl IV team was cut when RB Ed Podolak, who was the club's all-time leading rusher at the time, retired on June 15th. Perhaps Levy's most unconventional tactic in rebuilding the Chiefs was installing the Wing-T

offense. "It was a situation where we took over a team that had the worst defensive record in the history of the National Football League," Levy later explained. "We wanted to keep that defense off the field, so we ran the ball 60 times a game." The '78 Chiefs ran and ran often, posting franchise records with 663 rushing attempts and 2,986 ground yards. Levy's squad ran the ball a staggering 69 times in a 24-23 Opening Day win at Cincinnati (9/3), the most rushing attempts in an NFL contest since '48. Five different players had 100-yard rushing games during the year, including RB Tony Reed who finished the season with 1,053 yards to become the team's first 1,000-yard back since '67. Despite the squad's Opening

Day success, the club lost 10 of its next 11 games, including a pair of OT decisions. However, the team showed signs of improvement with the defense recording a 23-0 shutout vs. San Diego (11/26) as the club concluded its first 16-game schedule with a 4-12 mark.

1979 — Kansas City owned a pair of picks in the first round of the draft, selecting DE Mike Bell (Colorado State) and QB Steve Fuller (Clemson). By the season's third game, Fuller had supplanted QB Mike Livingston as the club's starter. With Fuller at the helm, the Chiefs owned a 4-2 record after six games, but a five-game midseason losing stretch sullied that effort. Despite finishing fifth in the AFC West for a second straight season, Kansas City's 7-9 record was a notable accomplishment considering the fact that the division's other four clubs all posted winning records for a second consecutive season. The Chiefs lost a 3-0 decision at Tampa Bay (12/16) in one of the most water-logged contests in franchise annals. As both clubs struggled to move the ball under monsoon-like conditions, a late fourth-quarter FG by the Buccaneers averted the NFL's first scoreless tie since '43.

1980 — An infusion of new talent continued at Arrowhead. G Brad Budde (USC), the son of Chiefs Hall of Fame G Ed Budde, was selected as the club's first-round draft choice, making the Buddes the first father-son combination to become first-round draftees of the same team in NFL history. In a then-controversial move on August 26th, the Chiefs released K Jan Stenerud, who at the time was the club's all-time leading scorer. He was replaced by journeyman K Nick Lowery, who had been cut 11 times by eight different teams himself. He finished his career with the club in '93 as the franchise's all-time leading scorer with 1,466 points. After enduring an 0-4 start, the club rebounded to post a four-game victory streak. After Fuller was sidelined with a knee injury late in the season, former Miami 12th-round draft choice QB Bill Kenney entered the lineup. He was so anonymous that when he appeared in that contest, the name on the back of his jersey was inadvertently misspelled "Kenny." Kenney went on to lead the club to a 31-14 victory vs. Denver (12/7) in his initial NFL start. The defense continued to evolve as DE Art Still and S Gary Barbaro became the first Chiefs defensive players to be elected to the Pro Bowl in five seasons. The Chiefs finished the year at 8-8, the club's highest victory tally since '72.

1981 — Kenney supplanted Fuller as the club's starting quarterback and directed the Chiefs to a 6-2 start, including a 37-33 win over the defending Super Bowl champion Steelers at Pittsburgh (9/6) on Opening Day. Second-round draft choice RB Joe Delaney (NW Louisiana) electrified the club's offense by rushing for 1,121 yards, a team single-season record at the time. He was named the AFC's Rookie of the Year and became the first running back to represent the franchise in the Pro Bowl. Delaney registered a 193-yard performance in a 23-10 win vs. Houston (11/15), the best single-game total ever amassed by a Kansas City rookie RB. "I've played against the best — O.J. Simpson, Gale Sayers, Walter Payton and (Delaney) ranks right up there with them," remarked Oilers Hall of Fame DE Elvin Bethea. "He is great with a capital 'G.'" Owing an 8-4 record with four games remaining, the Chiefs were poised to make the playoffs for the first time in 10 years



JOE DELANEY (1958-1983)

Tragedy struck the club on June 29, 1983 when Delaney drowned trying to save the lives of three youngsters in Monroe, Louisiana. An overflow crowd that included the Hunt family, prominent members of the Chiefs administration and head coach John Mackovic attended a memorial service held in Delaney's high school gymnasium in Houghton, Louisiana on July 4th. Delaney was posthumously awarded the Presidential Citizen's Medal by Ronald Reagan on July 13th.

before hitting a three-game losing skid. Kenney missed the club's final three contests due to injury. Fuller guided the club to a 10-6 win at Minnesota (12/20) in the final contest played at Metropolitan Stadium as Vikings fans began dismembering the stadium in the second half, taking seats, pieces of the scoreboard and even chunks of sod as souvenirs. The victory assured the Chiefs of a 9-7 record, the club's first winning mark since '73 as Levy increased the club's victory total for a third consecutive year. Inspired by Washington's fight song, Levy penned a fight song of his own for the Chiefs, but much like the Wing-T offense, the concept never really caught on.

1982 — RB Joe Delaney underwent surgery in May to repair a detached retina in his eye, a radical procedure at the time. Optimism abounded at Arrowhead thanks to the club's promising 9-7 record from '81, but swelling labor unrest spelled doom for both the Chiefs and Levy in '82. The Chiefs split their first two games of the year before a 57-day strike by the NFL Players Association began at midnight on September 20th. The strike concluded on November 17th after six games were cancelled and one was rescheduled, but the Chiefs would never recover, dropping four straight games after their return to the field. C Jack Rudnay, who had been one of the franchise's most durable and decorated offensive performers over the past decade, announced on December 20th that the '82 campaign would be his last. Despite wins in two of the season's final three games, the Levy era concluded as the club finished the strike-shortened season at 3-6.

TRAGEDY, TRIUMPHS AND TRANSITIONS


1983 — Marv Levy was released as the club's head coach on January 4th. Dallas Cowboys QBs coach John Mackovic was named the fifth head coach in Kansas City history on February 2nd. The 39-year-old Mackovic became the youngest individual ever to hold that post for the club. The Chiefs held the seventh overall pick in the quarterback-laden '83 NFL Draft and selected QB Todd Blackledge (Penn State). The five other signal-callers selected in the first round that year included John Elway (1st — Baltimore), Jim Kelly (Buffalo — 14th), Tony Eason (New England — 15th), Ken O'Brien (N.Y. Jets — 24th) and Dan Marino (Miami — 27th). LB Bobby Bell became the first Chiefs player to be inducted into the Pro Football Hall of Fame on July 30th, providing some solace to the franchise which was still mourning the death of RB Joe Delaney.

With Kenney and Blackledge both on the roster, QB Steve Fuller was traded to the L.A.

Rams on August 19th. Kenney earned a Pro Bowl berth after racking up a franchise-record 4,348 passing yards, while WR Carlos Carson hauled in 80 passes for 1,351 yards. Despite the team's high-flying aerial game, Mackovic had trouble finding a suitable replacement for Delaney on the ground. The highest scoring contest in franchise history (at the time) took place as the Chiefs and Seahawks combined for 99 points in a wild, 51-48 OT loss at Seattle (11/27). A meager crowd of 11,377 attended

the club's season-ending 48-17 win vs. Denver (12/18), the smallest attendance ever for a Chiefs game at Arrowhead, as the club finished at 6-10.

1984 — Wayne Rudy, the only head trainer the team had ever known, retired and passed the reins to his assistant Dave Kendall in February. Pro Bowl S Gary Barbaro became the most notable Chiefs player to defect to the rival USFL, signing with the New Jersey Generals on February 2nd after sitting out the entire '83 campaign in a contract dispute. All-America NT Bill Maas (Pitt) and T John Alt (Iowa) were both tabbed in the first round of the draft. Maas was named NFL Defensive Rookie of the Year, while Alt eventually became the cornerstone of the club's offensive line later in the decade. Kansas City's defense



registered a team-record 11.0 sacks in a 10-6 win vs. Cleveland (9/30), coming 1.0 sack shy of the NFL single-game record. Kenney suffered a broken thumb during the preseason and was sidelined until the season's seventh week. Blackledge opened the first six contests of the season and had the club at 3-3.

THE INTERCEPTORS

S Gary Barbaro's departure and the trade of Pro Bowl CB Gary Green in '84 began a youth movement that produced the most vaunted secondary in team history. CB Kevin Ross (#31), S Deron Cherry (#20), CB Albert Lewis (#29) and S Lloyd Burruss (#34) accounted for a combined 13 Pro Bowl appearances with the Chiefs.

Kenney returned to the starting lineup at the N.Y. Jets (10/21), but the club dropped four of its first five contests after his return. However, the team rattled off three consecutive wins to conclude the year at 8-8.

1985 — The Chiefs got off to a flying start with a 47-27 win at New Orleans (9/8), while Cherry tied an NFL record by registering four interceptions in a 28-7 win vs. Seattle (9/29) as the club boasted a 3-1 record four games into the season. Kansas City was then confronted with a seven-game losing streak that was not snapped until Blackledge was installed as the starter vs. Indianapolis (11/24). The team rebounded to win three of its final five contests of the season with Blackledge under center, further inflaming a quarterback controversy that continued into the '86 campaign. One of the few remaining bright spots in a disappointing 6-10 season came in the regular season finale vs. San Diego (12/22) when WR Stephone Paige set an NFL record with 309 receiving yards in a 38-34 win, breaking the previous mark of 303 yards set by Jim Benton (Cleveland) in '45. Paige's mark was subsequently surpassed by a 336-yard effort by WR Willie Anderson (L.A. Rams) in '89.

1986 — LB Willie Lanier was enshrined in the Pro Football Hall of Fame on August 2nd. On the field, the pieces started coming together for Mackovic. His offense displayed plenty of scoring punch, while the club's defense and special teams became increasingly effective. With the team sitting at 3-3, Kenney replaced Blackledge for the second half vs. San Diego (10/19), guiding the club to a 42-41 victory. That win was the first of four consecutive

triumphs with Kenney at the helm, the club's longest winning streak since '80. Poised with a 7-3 record after 10 games, three straight losses in November put the Chiefs playoff chances in jeopardy. Two December wins gave Kansas City a 9-6 mark, putting the Chiefs tantalizingly close to their first postseason berth in 15 years.

The defining moment of the '86 campaign came in the regular season finale at Pittsburgh (12/21). Despite being outgained in total yardage by a 515-to-171-yard margin, the Chiefs were able to notch a 24-19 victory as all of the team's points came via special teams: a blocked punt return, a FG, a kickoff return and a blocked FG return. With a 10-6 record the Chiefs earned an AFC Wild Card berth, winning a tiebreaker with Seattle. Kenney was injured in the fourth quarter of the Steelers contest, meaning Blackledge drew the starting assignment for the club's first playoff contest since '71, a 35-15 loss at the N.Y. Jets (12/28). Little did anyone know at the time that it would be the final contest of the Mackovic era.

1987 — One of the most tumultuous weeks in franchise history took place following the club's playoff loss vs. the Jets. Assistant head coach and special teams coach Frank Gansz, who had been an integral figure in the club's remarkable '86 campaign, resigned his position on January 7th in order to pursue opportunities as an NFL offensive coordinator. It was announced in an impromptu press conference that Mackovic was relieved of his duties on January 8th. A popular figure among Chiefs players, Gansz was reinstated on January 10th and was named the sixth head coach in franchise history.

QB Len Dawson became the third Chiefs player inducted into the Pro Football Hall of Fame on August 8th, while injuries forced the retirement of the club's then all-time leading tackler LB Gary Spani. A duo of rookies made a splash in a 20-13 win on Opening Day vs. San Diego (9/13) as RB Paul Palmer returned a kickoff for a TD and RB Christian Okoye dashed for 105 yards. A 24-day NFLPA strike began on September 22nd. The club's contest vs. Minnesota (9/27) was cancelled before replacement games were conducted the next three weeks. Much like Marv Levy five years earlier, Gansz's grip on the club's coaching reins was crippled by the labor unrest.

The Kansas City replacement squad was constructed primarily of players cut in training camp. One of the few bright spots was RB Jitter Fields, who remained on the active roster following the strike. The Chiefs strike squad received an ominous welcome in Los Angeles when in the early morning hours prior to a contest vs. the Raiders (10/4), an earthquake rattled Southern California. The visibly shaken Chiefs lost a 35-17 decision later that day. The low point of the year came the following week at Miami (10/11) in the first regular season game played at what then was known as Joe Robbie Stadium. Chiefs QB Matt Stevens was injured early in the contest, forcing into duty QB Alex Espinoza, a player who had never taken an NFL snap. The result was a 42-0 Dolphins victory, setting the stage for an 0-3 performance by Kansas City's replacement unit, giving the Chiefs a 1-4 record before the club's regular roster returned at San Diego (10/25). Five straight losses followed, giving the Chiefs a team-record nine-game losing skid. For the only time in team history, five different players started games at quarterback for the club. Behind Kenney, Kansas City won two of its last three games to conclude the strike-shortened 4-11 campaign.

1988 — The spring was marked by several notable trades as the club jockeyed to improve on its 4-11 finish in '87. Blackledge was traded to Pittsburgh on March 29th and 12-year veteran QB Steve DeBerg was acquired from Tampa Bay on March 31st. The Chiefs moved up

one spot in the first round of the draft to select DE Neil Smith (Nebraska) with the third overall pick. Kenney opened the team's initial two games, but was replaced by DeBerg at halftime at Seattle (9/11). In his initial start as a member of the Chiefs, DeBerg guided the team to a 20-13 win vs. Denver (9/18). However, six losses and a tie ensued as Kenney and DeBerg jostled for the QB job. As the season drew to a close, it became apparent the winds of change were blowing across the organization. President Jack Steadman resigned on December 8th, while General Manager Jim Schaaf was relieved of his duties the same day. Steadman was later named Chairman of the Board. On the field, the Chiefs finished the year at 4-11-1 as questions swirled regarding Gansz's future and who would fill the club's leadership void. Those winds of change became a full-fledged gale one day after the season's conclusion when former Philadelphia Eagles and USFL executive Carl Peterson was named the club's President/General Manager and Chief Operating Officer on December 19th.

A RETURN TO PROMINENCE: CARL PETERSON AND MARTYBALL

1989 — After compiling an 8-22-1 record in two seasons, Gansz was relieved of his duties as head coach on January 5th. Peterson's selection as Gansz's successor was former Cleveland Head Coach Marty Schottenheimer, who was named the seventh head coach in Chiefs history on January 24th. The first draft choice of the Peterson era set the tone for the next decade as the club selected Hall of Fame LB Derrick Thomas (Alabama) with the fourth overall selection. Thomas paired with Smith to form one of the most feared pass-rushing duos in NFL history, compiling a combined 212.5 sacks during their illustrious Chiefs careers. The Peterson-Schottenheimer era got off to an inauspicious start in a 34-20 loss at Denver (9/10) as DeBerg's first pass attempt was intercepted and returned for a TD. The club won just four times in its next 10 games as former Eagles QB Ron Jaworski and QB Steve Pelluer, who was acquired in a trade from Dallas, each opened three games apiece during that span. DeBerg regained the starting job for the final five weeks of the season, generating four wins that put the Chiefs just out of postseason qualification at 8-7-1. A 34-0 shutout win vs. Houston (11/26) highlighted the club's stretch run. RB Christian Okoye became the first Chiefs player to lead the NFL in rushing with 1,480 yards, while Thomas won consensus NFL Rookie of the Year honors.

1990 — The foundation for the club's formidable offensive line of the '90s gathered two key ingredients when C Tim Grunhard (Notre Dame) and G Dave Szott (Penn State) were acquired in the draft. Construction began on the club's indoor practice facility at the Truman Sports Complex, giving the Chiefs an 80-yard indoor field and weight room facilities upon its completion. DT Buck Buchanan was inducted into the Pro Football Hall of Fame on August 4th. The Chiefs made their initial overseas appearance, losing a 19-3 American Bowl decision vs. the L.A. Rams at Olympic Stadium in Berlin, Germany (8/11). Schottenheimer's club got out of the starting gate quickly, winning three of its first four games. The club then struggled, splitting its next six contests.

Free agent RB Barry Word produced a 200-yard rushing outburst in a 43-24 victory vs. Detroit (10/14), becoming the first player in team history to top the 200-yard plateau. Kansas City led the NFL with a franchise-record 60.0 sacks, including a team-record 20.0 by LB Derrick Thomas. Thomas established an NFL single-game record with 7.0 sacks in an

inspiring Veterans Day performance vs. Seattle (11/11), a game the Seahawks miraculously won, 17-16, on a last-second, 25-yard TD pass to WR Paul Skansi by future Chiefs QB Dave Krieg. That loss brought on the furious stretch run which saw the club record victories in six of its last seven outings. Behind DeBerg's offensive leadership (23 TD passes with just four INTs), Kansas City finished the year with a franchise-best +26 turnover differential. The Chiefs clinched their first postseason berth since '86 with a 24-21 win at San Diego (12/23) and finished the year at 11-5, marking the franchise's best finish since '69.

1991 — The Chiefs suffered a heart-breaking 17-16 loss at Miami (1/5) in an AFC Wild Card Game as K Nick Lowery's potential game-winning 52-yard FG fell short with 0:56 remaining. On July 27th, K Jan Stenerud became the first pure placekicker to be inducted into the Pro Football Hall of Fame. The Chiefs became members of Wisconsin's "Cheese League," moving their training camp to the University of Wisconsin - River Falls after spending the previous 28 summers at William Jewell College in Liberty, Mo. The club's 14-3 win vs. Atlanta (9/1) on Opening Day initiated the 141-game sellout streak at Arrowhead that carried into the 2008 campaign. The Chiefs were featured on Monday Night Football three times, including a 33-6 victory over the defending AFC Champion Buffalo Bills before a raucous crowd of 76,120 fans at Arrowhead (10/7), marking the club's first home MNF contest in eight years. Kansas City finished the regular season at 10-6, marking the first time since '68-69 that the franchise had qualified for the playoffs in consecutive seasons. A 27-21 victory at the L.A. Raiders (12/22) in the regular season finale gave the Chiefs the right to host the Silver and Black just six days later in the inaugural postseason game in Arrowhead's history. Thanks to six takeaways, the Chiefs registered their first postseason victory since Super Bowl IV with a 10-6 win in an AFC Wild Card Game vs. the L.A. Raiders (12/28).

1992 — The Chiefs lost a 37-14 decision at Buffalo (1/5) in an AFC Divisional Playoff matchup as the Bills dynamic offense proved to be too much for the Chiefs. A longtime nemesis with Seattle, "Plan B" free agent QB Dave Krieg was signed as the club's starter on March 19th. A melancholy offseason awaited the Chiefs, who mourned the passing of Player Personnel Director Whitey Dovell on May 11th and Hall of Fame DT Buck Buchanan on July 16th. Both Dovell and Buchanan lost courageous battles with cancer. Six-time Pro Bowl S Deron Cherry who originally joined the club as a free agent punter, announced his retirement in July after registering 50 interceptions in 11 seasons with the franchise. The Chiefs retired the jerseys of Buchanan (86), LB Willie Lanier (63) and K Jan Stenerud (3) in a ceremony prior to a preseason contest vs. Buffalo (8/24).

First-round draft pick CB Dale Carter (Tennessee) won the Bert Bell Trophy as the NFL's Rookie of the Year. The very first time Carter touched the ball in an NFL contest, he registered a 46-yard punt return TD in a 24-10 win at San Diego (9/6). RB Christian Okoye surpassed RB Ed Podolak as the then all-time leading rusher in team history vs. Seattle (9/13). Injuries eventually made the '92 campaign Okoye's last with the Chiefs after he compiled 4,897 rushing yards with the franchise. The club got off to a 3-1 start, but was faced with a 4-4 record at the season's midpoint. Despite four consecutive victories, the club's postseason hopes still came down to the season's final contest. Owing a 9-6 record and needing one more victory to secure a playoff berth, the Chiefs defense tallied three TDs, while Krieg tossed a pair of scoring passes as Kansas City claimed a 42-20 win vs. Denver (12/27) to finish the season with a 10-6 record.

1993 — The Chiefs made a quick exit from the playoffs as Krieg was sacked 7.0 times in a 17-0 AFC Wild Card loss at San Diego (1/2). The Chiefs spent the off-season installing the “West Coast” offense under the direction of new offensive coordinator Paul Hackett, who at one time served as the QBs coach to Joe Montana in San Francisco. On April 20th, the Chiefs traded for Montana, who directed the 49ers to four Super Bowl victories. G Will Shields (Nebraska) was selected with the club’s third-round draft choice, rounding out the “law firm” of Grunhard, Szott and Shields which anchored the interior of the Chiefs offensive line for most of the decade. On June 9th, the club signed another future Canton enshrinee, inking unrestricted free agent RB Marcus Allen, who had spent 11 seasons tormenting the Chiefs as a member of the Raiders. Montana and Allen made their debuts in a 27-3 win at Tampa Bay (9/5), marking Montana’s first Opening Day appearance since ‘90. Shields initiated a franchise-record streak of 223 consecutive starts the following week at Houston (9/12). Thanks to a pair of Monday Night Football wins at Arrowhead, the club owned a 6-2 midseason mark. Before taking the field in a Sunday night contest at Minnesota (12/26), the team learned it had clinched its first AFC West title since ‘71 thanks to a Raiders loss earlier in the day. The team finished the season with an 11-5 regular season record, marking the club’s fourth consecutive year with a double-digit victory tally. LB Derrick Thomas was named the NFL’s Man of the Year following the season. Thomas, who founded “The Third and Long Foundation,” received the honor in large part due to his efforts in promoting children’s literacy.

1994 — Kansas City got its first true taste of “Montana Magic” as the Hall of Fame passer engineered a brilliant comeback in a 27-24 OT win in an AFC Wild Card thriller vs. Pittsburgh (1/8). Next up was a red-hot Oilers squad that had won 11 straight games to conclude the regular season. Heavily-favored Houston opened up a 13-7 lead in the fourth quarter, but once again, Montana had a comeback in mind, guiding the club to a 28-20 victory at Houston (1/16). The Chiefs playoff journey ended in their initial AFC Championship Game appearance at Buffalo (1/23). Montana was knocked out of the contest early in the second half as Buffalo claimed its fourth straight AFC title by a score of 30-13.

While the previous off-season saw the Chiefs stockpile several key free agents, a number of familiar faces departed following the ‘93 season, most notably CBs Albert Lewis (Raiders) and Kevin Ross (Falcons), as well as K Nick Lowery (Jets). QB Steve Bono was acquired in a trade with San Francisco on May 2nd to serve as Montana’s backup. The most dramatic change in Arrowhead’s appearance occurred as a grass playing field was also installed, replacing the previous AstroTurf surface. The club made its second American Bowl appearance, meeting Minnesota in Tokyo, Japan (8/7).

The Chiefs home opener was one of the most ballyhooed regular season contests in team history as Montana made his only career appearance vs. San Francisco (9/11). The Chiefs prevailed over the 49ers and Montana’s replacement, QB Steve Young, by a 24-17 count before a crowd of 79,907, the second-largest “in-house” attendance in Arrowhead history. After starting the season 3-0, the Chiefs dropped back-to-back games before snapping an 11-game losing streak at Denver’s Mile High Stadium (10/17) in a memorable Monday night contest. Montana orchestrated a masterful comeback, connecting with WR Willie Davis for a five-yard TD with 0:08 remaining to give the Chiefs

a 31-28 triumph. A late-season, three-game losing skid put the club’s playoff hopes in jeopardy. The Chiefs found themselves at 8-7 faced with a do-or-die regular season finale vs. the L.A. Raiders (12/24) in the final NFL contest played at the L.A. Coliseum for 22 seasons. Marcus Allen had his finest game in a Chiefs uniform, rushing 33 times for 132 yards en route to a 19-9 win. At 9-7, Kansas City qualified for the playoffs for a fifth straight season. However, the Chiefs made a rapid departure from the playoffs in Montana’s final professional contest at Miami (12/31). Montana and Dolphins QB Dan Marino conducted a masterful first-half duel that ended deadlocked at 17-17, but Miami eventually prevailed by a 27-17 count.

1995 — Montana announced his retirement from football after 16 years in the NFL on April 18th and Bono was promoted to the starting job. Immediately, so-called media experts predicted much gloom and doom for the ‘95 Chiefs, leading Schottenheimer to quip during training camp that his club had been picked “sixth in a five-team division.” Led by Bono, who merited a Pro Bowl berth, Kansas City posted an NFL-best 13-3 record with unblemished 8-0 marks in the AFC West and at Arrowhead. The Chiefs led the NFL in rushing offense (138.9 ypg), scoring defense (15.1 ppg) and turnover ratio (+12). A 24-3 win at Arizona (10/1) featured a surreal 76-yard TD run on a bootleg by Bono as the Chiefs initiated a seven-game winning streak, the franchise’s longest since ‘69. In a Monday Night Football classic vs. San Diego (10/9), WR Tamarick Vanover returned a punt for an 86-yard TD to provide the winning points in a 29-23 victory, the team’s third straight home win in overtime. The club’s defense began to flex its muscle, beginning with a 21-7 win at Denver (10/22). The contest, played in a Rocky Mountain snowstorm, featured the 100th rushing TD of Marcus Allen’s career. The Chiefs won a home game for the third time on a last-second return score that concluded in Arrowhead’s west end zone when CB Mark Collins scooped up a fumble for a 20-13 win vs. Houston (11/19). Kansas City clinched a division title with a 29-23 victory at Oakland (12/3) en route to a 13-3 regular season record and a team-record sixth consecutive postseason berth. The Chiefs were represented by seven players in the Pro Bowl, more than any other AFC team.

HALLELUJAH CORNER

The term “Hallelujah Corner” was coined in ‘95 after Kansas City won three separate contests via return scores culminating in Arrowhead’s west end zone. The first of those hallowed victories was a 23-17 OT decision vs. Oakland (9/17) that culminated when CB James Hasty returned an interception for a 64-yard TD, prompting head coach Marty Schottenheimer to plant a celebratory postgame kiss on the cornerback.



1996 — The Chiefs dropped an AFC Divisional Playoff Game vs. Indianapolis (1/7) on a blustery afternoon with the temperature at 11 degrees and a wind chill of -9. Three INTs and a trio of missed FGs contributed to the 10-7 loss at Arrowhead. The Chiefs entered the ‘96 campaign with essentially the same lineup as the club boasted in ‘95 and were featured on the cover of Sports Illustrated along with Green Bay as preseason Super Bowl favorites.

Kansas City made its third American Bowl appearance, this time vs. Dallas in Monterrey, Mexico (8/5). The club started the season with a 4-0 record for the first time in team history, but the season's lofty expectations came crashing down as the squad lost three of its next four games. A three-game winning streak, including a victory over the eventual Super Bowl champion Green Bay Packers, put the club back in postseason contention at 8-3.

That rosy picture quickly crumbled in a 28-14 loss vs. San Diego (11/24) as Bono was relieved in the second half by QB Rich Gannon. Gannon assumed the starting reins for a 28-24 win in a Thanksgiving Day game at Detroit (11/28) as Allen registered his 111th career rushing TD to surpass Walter Payton as the NFL's all-time leader in that department at that time. Needing just one more win to qualify for the playoffs, the Chiefs dropped their next two games as an injury-hampered Gannon was sidelined for good in the second quarter of a 24-19 loss vs. Indianapolis (12/15). Faced with a must-win situation in a frigid regular season finale at Buffalo (12/22), the club's postseason hopes hinged on Bono. Despite a 20-9 loss to the Bills, the Chiefs still had a shot to slip into the playoffs if Atlanta could secure a win at Jacksonville. However, Atlanta K Morten Andersen's 30-yard FG attempt went wide left with 0:04 remaining, preserving a 19-17 win and the AFC's final Wild Card spot for the Jaguars, who won a tiebreaker with Kansas City. The Chiefs finished with a 9-7 record, missing the postseason for the first time since '89.

1997 — Kansas City dramatically retooled its roster in '97, beginning with free agent QB Elvis Grbac, who signed with the club on March 17th. In addition to Grbac, the Chiefs lineup featured 11 new starters, including WR Andre Rison, who won team MVP honors after becoming the club's first Pro Bowl receiver in a decade. On defense, the club's top four picks from the '96 Draft, S Jerome Woods, S Reggie Tongue, DE John Browning and LB Donnie Edwards, all emerged as starters. T John Alt announced his retirement at training camp in River Falls, Wis., on July 21st. All the new faces quickly formed a cohesive unit as the Chiefs posted a 13-3 record, an 8-0 Arrowhead mark and their second AFC West title in three years. The club engineered several dramatic finishes, the first of which came in a Monday Night Football thriller at Oakland (9/8) when Grbac connected with Rison on an improbable 32-yard TD pass with just 0:03 remaining to cap a 28-27 win. Six days later, Kansas City's defense produced a remarkable goal-line stand to preserve a 22-16 victory at Arrowhead vs. Buffalo (9/14).

After posting a 6-2 record during the season's first half, Kansas City's good fortune appeared to run out vs. Pittsburgh (11/3) when Grbac suffered a broken clavicle. However, Gannon led the team to a 5-1 mark in their next six outings.

K Pete Stoyanovich provided one of the year's most memorable moments, connecting on a line-drive 54-yard FG as time expired to give Kansas City a 24-22 win vs. Denver (11/16). San Francisco entered Arrowhead boasting an 11-game winning streak and departed after suffering a 44-9 defeat (11/30), while the Chiefs vaunted defensive unit pitched a 30-0 shutout vs. Oakland (12/7). The Chiefs led the NFL in scoring defense, allowing a mere 14.5 points per game. The 232 total points permitted by the Chiefs in '97 were the lowest tally ever allowed in a 16-game season in team history. Kansas City also broke a 63-year-old mark owned by the '34 Detroit Lions by not permitting a second-half TD in 10 consecutive games. Grbac returned for the regular season finale vs. New Orleans (12/21) as the squad finished the year with six consecutive victories, a first in team history.

1998 — The two teams with the AFC's top records squared off when Denver (12-4) visited Kansas City (13-3) for an AFC Divisional Playoff Game (1/4). Grbac started the contest for Kansas City and despite holding an edge in total yardage, the Chiefs could not convert on several key scoring opportunities, dropping a 14-10 decision to their division foe. On April 9th, RB Marcus Allen announced his retirement, concluding a brilliant 16-year NFL career. A whirlwind preseason saw the Chiefs play another American Bowl contest, this time vs. Green Bay in Tokyo, Japan (8/1), as well as a preseason game vs. Tampa Bay in Norman, Okla. (8/8).

A '98 campaign which began with much promise had its high hopes dashed as the Chiefs suffered several major injuries beginning in a season-opening victory vs. Oakland (9/6) that featured 6.0 sacks from LB Derrick Thomas. Grbac was lost for four games due to a shoulder injury, while All-Pro G Dave Szott's year came to an end with a biceps tear. In total, 11 different starters missed a total of 45 games due to injuries. Gannon led the team to a 4-1 start that included a water-logged, 17-6 Sunday night win vs. Seattle (10/4), a contest that was delayed for 54 minutes due to torrential rains. However, the club would never recover from an ensuing six-game losing streak, the longest of Schottenheimer's tenure. The low point of that stretch came in a penalty-marred 30-7 loss vs. Denver (11/16) on Monday Night Football. The club was hampered by crucial penalties throughout the season, setting dubious NFL records at the time for penalties (158) and penalty yardage (1,304). Despite registering wins in three of the season's final five games, the club finished the year at 7-9, snapping a string of nine consecutive winning seasons.

GUN'S RUN & A FALLEN HERO

1999 — On January 11th, Head Coach Marty Schottenheimer announced his retirement after 10 seasons. His 101-58-1 (.634) record gave him the best winning percentage of any coach in franchise history, a number that has since been surpassed by Andy Reid. During his tenure, the Chiefs captured three AFC West titles and qualified for the playoffs seven times. Schottenheimer also produced a remarkable 18-3 (.857) record against the Raiders. Gunther Cunningham was appointed the eighth head coach in franchise history on January 22nd. During his four seasons ('95-98) as the Chiefs defensive coordinator, Kansas City's defense allowed a league-low 16.4 points per game. Cunningham produced a 9-7 record, the best mark of any rookie head coach in franchise history and the best mark of any first-year head coach in '99. The club became the sixth team in NFL history to record 100 regular season wins in a decade with a 16-10 triumph at Denver (12/5). Only Buffalo (103-57) finished the decade with a better record than Kansas City's 102-58 mark. Under Cunningham, Kansas City led the NFL with a +21 turnover ratio and won the NFL's turnover triple crown in the '90s with a remarkable +128 turnover ratio, a league-high 365 takeaways and an NFL-low 237 giveaways. The Chiefs also recorded 11 return TDs on the season, including a franchise-best nine on defense. The Chiefs ran the ball more times (521) than any other team in the league and ranked fourth in the NFL in rushing (130.1 ypg). After a three-game midseason losing streak put the club at 5-5 and on the brink of playoff elimination, the team rallied for a four-game winning string, setting up a make-or-break game in the regular season finale vs. Oakland.

DERRICK VINCENT THOMAS (1967-2000)

On January 23, 2000 nine-time Pro Bowl LB Derrick Thomas was seriously injured in a one-vehicle accident just east of the Kansas City International Airport on I-435. Ten other individuals were killed in a separate, 24-vehicle accident that same day just north of KCI on I-29. Thomas was moved to Jackson Memorial Hospital in his hometown of Miami the following day. Although confined to a wheelchair, Thomas had made substantial progress and was in good spirits when he was visited by Chiefs President Carl Peterson in Miami on February 7th. The next day, Thomas' condition took a shocking turn and at 10:10 AM (ET) on February 8th, he was pronounced dead after suffering cardiac arrest. February 11th was declared "Derrick Thomas Red Friday" in Kansas City and on February 14th nearly 23,000 mourners paid their final respects to their fallen hero at Arrowhead Stadium, where Thomas' body lay in state and a B-2 Stealth bomber from Whiteman Air Force Base flew over at 12:01 PM. On February 15th at Kemper Arena, over 6,000 individuals attended a public memorial service for Thomas. On February 19th, Derrick Vincent Thomas was buried in Miami following a memorial service at the Mt. Calvary Church. On March 4th, Peterson announced at the annual 101 Banquet that at the suggestion of Clark Hunt, the Chiefs Most Valuable Player Award would hence be known as the Derrick Thomas Award. Thomas was honored prior to the club's 2000 season opener vs. Indianapolis (9/3). A member of the Pro Football Hall of Fame's Class of 2009, Thomas also had his #58 officially retired by the Chiefs in 2009.



ever scored at Arrowhead. Combined with a 24-19 victory at Seattle (10/29) in a game played at Husky Stadium, the Chiefs record stood at 5-3 at the season's midway point.

However, a stretch of five road games over a six-week span took its toll on the club as the Chiefs dropped five straight contests to fall out of playoff contention, finishing the year at 7-9.

THE VERMEIL YEARS

2001 — After compiling a 16-16 record in two seasons, Cunningham was relieved of his duties on January 5th. Dick Vermeil, who guided St. Louis to a win in Super Bowl XXXIV following the '99 season, was named the ninth head coach in franchise history on January 12th. On April 20th, the club acquired QB Trent Green in a trade with St. Louis and also signed unrestricted free agent RB Priest Holmes.

The initial regular season victory of the Vermeil era came in convincing fashion at

SEPTEMBER 11TH

On September 11, 2001, Americans watched with horror as terrorist attacks shocked the nation. Commissioner Paul Tagliabue suspended play for the weekend of September 16th. The Chiefs game at Seattle scheduled for that date was postponed until January 6th. The NFL made a patriotic return in Kansas City when the Chiefs hosted the N.Y. Giants (9/23). Tagliabue delivered a pregame address to the Arrowhead crowd, which greeted the Giants with a rousing ovation. Via a fireman's boot collection that was matched by the Chiefs and the Hunt family, a total donation of \$451,413.88 was raised for relief efforts in New York City, an amount believed to be the largest single-day outpouring of spontaneous support by a group of fans and a pro sports team.



2000 — The Chiefs needed a win vs. Oakland at Arrowhead (1/2) in the regular season finale to seal the AFC West title, while a loss would mean postseason elimination. Kansas City leapt out to a 17-0 lead, but a blocked punt turned the momentum in the game which was eventually won by Oakland 41-38 in OT. That loss provided an ominous start to a year which turned tragic on January 23rd when nine-time Pro Bowl LB Derrick Thomas was seriously injured in an auto accident and died shortly after.

Despite an 0-2 start, Kansas City bounced back to win its next three contests. Despite trailing 22-14 midway through the fourth quarter, Cunningham's squad rallied for a 23-22 victory at Denver (9/24), giving the Chiefs a win in their final visit to Mile High Stadium. The Chiefs faced Seattle (10/2) in a Monday Night Football contest which was simulcast to 4,391 fans in Kauffman Stadium. The 82,893 fans assembled at Arrowhead and Kauffman Stadiums marked the largest on-site attendance figure in team history. The 24-17 win against the Seahawks marked Kansas City's third victory in a row.

The club's early-season success was also highlighted by a 54-34 win over the defending Super Bowl champion St. Louis (10/22), a contest which featured the most points

Washington (9/30) when the Chiefs defeated their former head coach Marty Schottenheimer and Washington by a 45-13 margin. Although the club finished its initial campaign under Vermeil at 6-10, the team began to take shape down the stretch, winning three of its final four games. Holmes provided a spark to the offense, becoming just the second player in franchise history to lead the NFL in rushing, amassing 1,555 yards to break Christian Okoye's previous single-season record of 1,480.

2002 — The club initiated a season-long series to commemorate the franchise's 40th Anniversary Season in Kansas City in 2002. On April 15th, the Chiefs Honor Grove of over 40 stately Giant Redwoods was established in the southeast corner of the Truman Sports Complex to epitomize the deep and lasting roots the organization has developed in Mid-America. Hunt's inspiration for the honor grove was a quote from Vikings QB Joe Kapp, who was knocked out of Super Bowl IV. "The Chiefs defensive line was very active and looked like a Redwood Forest," Kapp said after the game. On April 25th, members of the

Chiefs coaches, players, staff and cheerleaders visited numerous locations throughout the greater Kansas City community, thanking them for their support of the franchise.

In a season filled with wild comebacks and fantastic finishes, the Chiefs pulled out a remarkable 40-39 Opening Day win at Cleveland (9/8). Starting with that contest, virtually every game was a nail-biter with all but one of the club's eight losses being decided by seven points or less. But despite leading the NFL in scoring for the first time in team history with 467 points and setting a franchise record with 6,000 yards of total offense, the club finished 8-8 to miss the postseason in Vermeil's second season. The team remained in playoff contention until the season's final game thanks to its explosive offense that broke nine team records. The Chiefs also set NFL records by fumbling just seven times and losing just two of those loose balls. Holmes continued the torrid pace he began in 2001, earning NFL Offensive Player of the Year honors from the AP and surpassing his own team record with 1,615 rushing yards. The club's special teams were bolstered by WR Dante Hall, who produced three kick returns for TDs and became the first Chiefs return man to earn a Pro Bowl berth since J.T. Smith following the '80 season.

2003 — Hank Stram and RB Marcus Allen were enshrined in the Pro Football Hall of Fame on August 2nd. "Voice of the Chiefs" Mitch Holthaus broadcast his 151st game as the club's play-by-play announcer at Houston (9/21), breaking Kevin Harlan's previous record (150). The Chiefs started the regular season with a 9-0 record for the first time in team history, becoming just the ninth team since the AFL-NFL merger to accomplish that feat. That hot start to the season was sparked by Hall, who tied an NFL single-season record by registering four kick return TDs over that span. Hall also became the first player in league annals to accomplish that feat in four consecutive games. The Chiefs overcame a 17-point fourth-quarter deficit for the first time in team history, pulling out an improbable 40-34 OT win at Green Bay (10/12). Kansas City's winning streak came to an end in a 24-19 loss at Cincinnati (11/16).

The Chiefs clinched their first AFC West title since '97 with a 45-17 win vs. Detroit (12/14) as QB Trent Green became the first player in team history to register a "perfect" 158.3 passer rating in a game. Kansas City concluded its 13-3 regular season with a 31-3 victory vs. Chicago (12/28), marking a perfect 8-0 record at home and the club's 13th consecutive regular season victory at Arrowhead Stadium. In that win, Holmes set a trio of TD records. He finished the season with 27 rushing scores, establishing NFL single-season records for both rushing TDs and total TDs. Holmes (61) also bypassed WR Otis Taylor (60) for the most career TDs scored by a player in Chiefs history. The Chiefs five-game improvement in the win column from the previous season tied as the best mark in franchise history. Kansas City became the first AFC team to lead the NFL in scoring in consecutive seasons since San Diego in '81-82 as the club produced a then franchise-best 484 points (now third all time). The team also led the NFL with a +19 turnover differential. Nine Chiefs players received Pro Bowl recognition, the fourth-highest total in team history, while the club's six offensive Pro Bowlers marked the most in club annals.

2004 — The Chiefs hosted an AFC Divisional Playoff Game vs. Indianapolis (1/11) in which neither team was forced to punt. Sensational performances by Holmes (176 rushing yards, two TDs) and Hall (208 kickoff return yards, 1 TD) weren't enough as the Colts recorded a 38-31 victory. Defensive Coordinator Greg Robinson resigned on January 13th. Vermeil

agreed to a two-year contract extension on January 16th. On January 20th, Vermeil hired Gunther Cunningham, who returned to Kansas City as the club's defensive coordinator. On January 30th, G Will Shields was named the Walter Payton NFL Man of the Year.

The Chiefs got into the victory column with a 27-24 win on Monday Night Football at Baltimore (10/4) after an 0-3 start quickly dampened the club's high expectations. Kansas City's offensive line emerged as one of the NFL's finest units, producing a trio of Pro Bowl performers in Shields, T Willie Roaf and G Brian Waters. Thanks to that offensive front, the Chiefs registered an NFL-record eight rushing TDs in a 56-10 win vs. Atlanta (10/24). The following week Kansas City continued its offensive onslaught with a convincing 45-35 victory vs. Indianapolis (10/31), snapping a seven-game losing streak to the Colts. After surpassing RB Christian Okoye as the all-time leading rusher in franchise history vs. Houston (9/26), Holmes' year came to an abrupt halt when he suffered a season-ending knee injury at Tampa Bay (11/7).

A four-game winning streak in December included a wild 49-38 Monday Night Football road triumph at Tennessee (12/13). That late-season surge was sparked by second-year RB Larry Johnson who accounted for 11 TDs and produced three straight 100-yard rushing efforts in the season's final six contests. Offensively, the Chiefs established a league record with 398 first downs. Kansas City also led the NFL in total offense for the first time in franchise history, averaging 418.4 yards per game. That offense was triggered by Green, who set single-season team marks for passing yards (4,591) and 300-yard games (8). The Chiefs were also the first team in NFL history to have three different RBs boast a 150-yard rushing game in the same season — Holmes, Johnson and Derrick Blaylock. Defensively, fourth-round draft choice DE Jared Allen provided a bright spot with 9.0 sacks, the second-highest total by a rookie in team history.

2005 — TE Tony Gonzalez earned his sixth consecutive Pro Bowl berth and finished the season with a flourish, setting a single-game franchise record with a 14-catch performance in the regular season finale at San Diego (1/2). Gonzalez led the league in receptions (102), the highest total ever amassed by a member of the Chiefs at the time. Despite Gonzalez's record-setting performance, a 24-17 loss to the Chargers brought a disappointing 7-9 campaign to a close.

A daunting early-season 2005 schedule featured a pair of prime time road contests in the season's first four weeks. Kansas City finished that stretch at 2-2 after claiming a 27-7 home win vs. the N.Y. Jets (9/11) and winning a 23-17 decision at Oakland (9/18). However, the club would suffer a 30-10 loss at Denver (10/26) and was handed a 37-31 loss vs. Philadelphia (10/2) as the Eagles erased an 18-point Chiefs lead.

Hurricane Wilma forced the Chiefs to play their first regular season Friday night game since '64 as a game originally slated for October 23rd was hastily rescheduled. Kansas City actually flew to Miami on the day of the game and defeated the Dolphins by a 30-20 margin. Two weeks later, trailing by three points with only five seconds left and the ball on the one-yard line, Head Coach Dick Vermeil eschewed a potential game-tying FG attempt and went for broke, putting the game in the hands of RB Larry Johnson vs. Oakland (11/6). Johnson burst into the end zone to give the Chiefs a memorable 27-23 win as Kansas City's record stood at 5-3 at the season's midway point.

The Raiders contest marked the initial start of the season for Johnson, who opened the final nine games of the year in place of RB Priest Holmes, who was lost for the year

following a head/neck injury at San Diego (10/30). Johnson topped the 100-yard barrier in the season's final nine contests and finished the season with 1,750 rushing yards, a franchise record at the time.

Shields continued his assault on the record book, as well. The club's contest at Buffalo (11/13) marked the 200th consecutive start of Shields' career, making him just the fourth player since the AFL-NFL merger to accomplish such a feat. In addition to pushing his string of consecutive starts to 207 games by season's end, he was also rewarded with his 11th consecutive Pro Bowl berth, extending another franchise record.

A three-game late-season winning streak boosted the club's postseason hopes, beginning with a 45-17 win at Houston (11/20). Johnson established a then franchise record of his own with 211 rushing yards against the Texans en route to earning his initial Pro Bowl berth. Kansas City then registered convincing home victories against a pair of playoff-bound teams with wins vs. New England (11/27) and vs. Denver (12/4), putting the club at 8-4 with four games remaining. However, a pair of road losses put the club's postseason hopes in peril. A 20-7 win in a Christmas Eve quagmire vs. San Diego (12/24) meant the club would need a win in its regular season finale and some help in order to qualify for the AFC playoff field.

A FAREWELL TO THE FOUNDER

2006 — After registering a convincing 37-3 win vs. Cincinnati in the club's first-ever regular season New Year's Day contest, the winds of change blew into Kansas City. Head Coach Dick Vermeil publicly announced his retirement following the win over the Bengals, ending season-long speculation about his future. Kansas City finished the season at 10-6, becoming just the fourth team since '90 to miss the postseason with a double-digit victory total.

Vermeil conducted a final farewell press conference on January 3rd. He concluded his five-year run as Kansas City's head coach with a 44-36 (.550) record, giving him the third-highest victory tally in team history at the time. Under his guidance, the Chiefs established 34 single-season team records and 14 single-game team records, leading the NFL in total offense by averaging 380.9 yards per game from 2001-05.

On January 9th, Herm Edwards was appointed the 10th head coach in franchise history. Edwards returned to Kansas City after serving as both a scout and an assistant coach with the Chiefs during the '90s. He rejoined the Chiefs organization after a five-year stint as head coach of the N.Y. Jets, leading that franchise to five postseason game appearances. He initially left the Chiefs to serve with former Kansas City assistant coach Tony Dungy in Tampa Bay, where that duo helped restore the Buccaneers franchise to NFL prominence.

On January 24th, the Chiefs and Royals both signed 25-year leases with Jackson County officials to keep both clubs at the Truman Sports Complex. On April 4th, Jackson County voters approved a 3/8 cent tax measure that was anticipated to raise \$425 million in improvements to the Sports Complex, including \$212.5 million for Arrowhead while the State of Missouri contributed \$37.5 million. Those renovation plans also included a new practice facility and office complex for the Chiefs, thanks to contributions from the Hunt family.

The Edwards era got off to an inauspicious start on Opening Day vs. Cincinnati (9/10). QB Trent Green suffered a severe head trauma in the third quarter when he scrambled and

went into a hook slide. Bengals DE Robert Geathers delivered a blow to the Chiefs signal caller, whose head violently bounced off the turf. Green lay motionless on the field for several minutes before he was taken to a local hospital. The Chiefs would lose the contest by a 23-10 count.

For the first time since 2000, a quarterback other than Green started a contest for Kansas City as backup QB Damon Huard served as field general the following week at Denver (9/17). Kansas City would drop a tough 9-6 OT decision to the Broncos as the club fell to 0-2.

After an early bye week, Kansas City got its initial victory of the Edwards era in convincing fashion with a 41-0 win at Arrowhead vs. San Francisco (10/1). Huard guided the club to a 23-20 comeback win the following week at Arizona (10/8), but a 45-7 drubbing at Pittsburgh (10/15) left the club's record at 2-3 entering a pivotal two-game homestand.

K Lawrence Tynes drilled a game-winning 53-yard FG to give Kansas City a 30-27 victory vs. San Diego (10/22). That triumph sparked a three-game winning streak to put the club's record at 5-3 at the season's halfway point.

Huard compiled a 5-3 record as a starter in Green's absence, throwing 10 TDs and just one INT over that eight-game span. After several weeks of practice and countless medical tests, Green finally made his return to the lineup in a 17-13 home win vs. Oakland (11/19) in what would be the final game witnessed in person by Founder Lamar Hunt, who was admitted to Presbyterian Hospital in Dallas on November 22nd.

Hunt had long lobbied the NFL for a third game on Thanksgiving and those persistent efforts were rewarded as the fifth-largest paid crowd in Arrowhead history (79,484) packed the stadium for a holiday spectacle. Kansas City won its second contest at Arrowhead in five days as the Chiefs defense turned in a masterful performance in a 19-10 primetime



REMEMBERING OUR FOUNDER

On December 19, 2006 over 2,500 individuals gathered at the Community of Christ Auditorium in Independence, Missouri to pay their final respects to Chiefs Founder Lamar Hunt. Pastor Paul Brooks presided over a two-hour service that was attended by the entire Chiefs team and administrative staff, as well as countless dignitaries and fans. Three of the Hunt children – Clark (above), Daniel and Sharron – shared remembrances of their father, while Lamar Hunt Jr. paid a special musical tribute to the patriarch of the Chiefs family. Other eulogists included Carl Peterson, Rev. Emanuel Cleaver, Len Dawson, Bobby Bell, Willie Lanier, Trent Green and head coach Herm Edwards. Four former Chiefs head coaches were also in attendance – Dick Vermeil, Gunther Cunningham, Marty Schottenheimer and Paul Wiggin. A moving video tribute celebrating Hunt's vibrant life was also shown during the ceremony.

win vs. Denver (11/23), a contest that also marked the initial live game telecast by the NFL Network.

Owning a 7-4 record, Kansas City appeared poised to make a serious run at the postseason, but a three-game losing streak that began with an unlikely 31-28 OT loss at Cleveland (12/3) put those hopes in serious jeopardy. The month of December proved particularly gloomy for the Chiefs as the health of the franchise's patriarch steadily declined.

After originally being diagnosed with prostate cancer in '98, Lamar Hunt quietly and bravely underwent many treatments and surgeries in the ensuing years without complaint. On December 13th, he peacefully passed away in Dallas, surrounded by his family. Memorial services celebrating the life of Hunt were conducted on the SMU campus in Dallas on December 16th and at the Community of Christ Auditorium in Independence, Mo., on December 19th.

A mourning team would return to the field the following Sunday and capture a 20-9 win at Oakland (12/23) to keep the Chiefs playoff hopes afloat entering the regular season finale vs. Jacksonville (12/31). The Chiefs prevailed by a 35-30 count against the Jaguars as RB Larry Johnson established an NFL record with 416 rushing attempts on the season and broke his own franchise single-season record with 1,789 rushing yards. After Cincinnati and Tennessee lost earlier in the day, the Chiefs officially got their ticket to the postseason punched when San Francisco won an unlikely 26-23 OT decision at Denver (12/31).

2007 — The Chiefs made their first postseason appearance on the road since '94 in an AFC Wild Card Game at Indianapolis (1/6). Despite enjoying the support of a throng of Kansas City fans who made the trek to the RCA Dome and a valiant first-half performance from the Chiefs defense, Kansas City lost a 23-8 decision.

An artist's rendering for the club's new office complex and practice facility was unveiled in March, while design work and plans for Arrowhead's rehabilitation continued. On June 2nd, the club announced that it was partnering with HBO Sports and NFL Films to produce *Hard Knocks: Training Camp with the Kansas City Chiefs* - a five-hour documentary series. On June 6th, QB Trent Green was traded to Miami. Green concluded his successful six-year run with the franchise owning a then team-record 87.3 passer rating.

The summer months were highlighted by a pair of ground breaking ceremonies at the Truman Sports Complex. A private, staff-only ground breaking session for the Chiefs new office and practice headquarters was conducted by Clark Hunt on July 25th. In addition, the Hunt family, Chiefs officials, Senator Kit Bond, Jackson County Executive Mike Sanders and other county legislators participated in a ground breaking ceremony for the "New Arrowhead" on August 22nd.

On the field, Kansas City overcame an 0-2 start to register a 4-3 record at the bye week, securing sole possession of first place in the AFC West standings. That early-season turnaround was highlighted by a 30-16 comeback win at San Diego (9/30). WR Dwayne Bowe set a Chiefs single-game rookie record with 164 receiving yards in that contest, including a 51-yard TD catch. Bowe would shatter the franchise's single-season rookie receiving records with 70 catches for 995 yards, figures that led all NFL rookies. Meanwhile, TE Tony Gonzalez became the NFL's all-time TD catch leader among tight ends at the time in a 27-20 win vs. Cincinnati (10/14).

However, Kansas City could not maintain any of that positive momentum after the bye week. The downward spiral began when RB Larry Johnson suffered a season-ending right foot injury in a 33-22 loss vs. Green Bay (11/4). That setback began a nine-game losing streak to conclude the regular season. Second-year QB Brodie Croyle supplanted QB Damon Huard in the second half the following week vs. Denver (11/11).

Croyle enjoyed a solid debut in his initial NFL start in the club's next contest at Indianapolis (11/18). That game would mark the final chapter in the illustrious career of RB Priest Holmes, who announced his retirement on November 21st. The all-time leading rusher in franchise history with 6,070 yards made a remarkable comeback after missing almost a season-and-a-half of action. He returned to play four games in 2007, including two starts, before eventually hanging up his cleats for good. DE Jared Allen was a defensive bright spot, leading the league with 15.5 sacks.

After suffering a thumb injury at Detroit (12/23), Croyle returned for the season finale at the N.Y. Jets (12/30) as Kansas City suffered a 13-10 OT setback. Gonzalez recorded his 820th career reception in the game, the most catches of any tight end in NFL history. Gonzalez earned his ninth straight Pro Bowl berth and finished the year with 1,172 receiving yards.

2008 — Head Coach Herm Edwards named Chan Gailey his offensive coordinator on January 16th. CB Emmitt Thomas was elected to the Pro Football Hall of Fame on February 2nd and was officially enshrined in Canton on August 3rd.

Kansas City and Minnesota orchestrated a major trade on April 23rd as the Chiefs sent Pro Bowl DE Jared Allen and a sixth-round pick to the Vikings. In exchange, Kansas City received a first-round selection, two third-round picks and a sixth-round selection. Upon the team's return from training camp in August, the club's football operations moved into the organization's new practice facility. The rest of the franchise's administrative staff completed the move from Arrowhead by season's end.

On the field, the Chiefs owned the dubious distinction of becoming just the fourth team since the AFL-NFL merger to start three different quarterbacks in the season's first three weeks in a non-strike season. TE Tony Gonzalez surpassed TE Shannon Sharpe (10,060) for the most receiving yards by a tight end in NFL history at Carolina (10/5).

After QBs Brodie Croyle and Damon Huard both suffered season-ending injuries vs. Tennessee (10/19), the club eventually turned to QB Tyler Thigpen for good for the season's final nine games. The Coastal Carolina product showed flashes of promise and set a then single-season franchise record for QBs with 386 rushing yards. Thigpen outplayed QB Brett Favre, but the Jets signal-caller rallied his club as the Chiefs dropped a 28-24 decision at the N.Y. Jets (10/26).

That Jets contest marked the first in a series of excruciating losses. Kansas City squandered a 21-point lead in a 30-27 OT loss vs. Tampa Bay (11/2) and lost a 20-19 decision at San Diego (11/9) as a botched PAT and a failed two-point try doomed the club.

Thigpen's lone victory of the season was a 20-13 win at Oakland (11/30), but the losses continued to mount, including a second one-point setback vs. San Diego (12/14) as the Chargers overcame an 18-point deficit, scoring the game's final 19 points.

On December 15th, President/General Manager and CEO Carl Peterson announced his resignation, effective at the end of the season. The Chiefs dropped a 38-31 decision vs. Miami (12/21). Based on wind chill of -12 at kickoff, it was the second-coldest contest in

Arrowhead history. A four-game losing streak to end the season closed out with a 16-6 loss at Cincinnati (12/28) as the Chiefs finished the year at 2-14.

A NEW ERA AT ARROWHEAD

2009 — Peterson officially concluded his 20-year tenure with the franchise on January 6th with a farewell press conference. Under Peterson's tenure, Kansas City amassed a 176-143-1 (.552) regular season record, made nine playoff appearances, won the AFC West four times and reached the AFC Championship Game in '93.

On January 13th, longtime New England Patriots executive Scott Pioli was named by Chairman of the Board Clark Hunt as the fifth General Manager in franchise history. During his tenure in New England, the Patriots won Super Bowls XXXVI, XXXVIII and XXXIX, claimed the Lamar Hunt Trophy four times as the AFC Champion and won six AFC East titles. During Pioli's time from 2000-08, the Patriots compiled an NFL-best 102-42 (.708) regular season record.

On January 23rd, Herm Edwards was relieved of his duties as head coach. He produced a 15-33 regular season record in three seasons guiding the franchise. The late LB Derrick Thomas was elected to the Pro Football Hall of Fame's Class of 2009 on January 31st. Thomas became the 10th member of the Chiefs to be enshrined in Canton. He joined LBs Bobby Bell (Class of '82) and Willie Lanier (Class of '86) as the third linebacker in that esteemed group.

Hunt and Pioli introduced former Arizona Cardinals offensive coordinator Todd Haley as the 11th head coach in franchise history on February 6th. He helped the Cardinals reach Super Bowl XLIII, marking the franchise's first NFL title game since '47. The son of longtime NFL personnel executive Dick Haley, the younger Haley oversaw an Arizona offense that registered a franchise-record 427 points in 2008. The first major move of the Chiefs new leadership team came on February 28th when the club acquired QB Matt Cassel and LB Mike Vrabel in a trade with New England.

The club unveiled its 50th anniversary logo on April 14th as the team began a year-long commemoration of the franchise's 50th season, as well as the 50th anniversary of the creation of the American Football League by Lamar Hunt. On April 23rd, the Chiefs traded 10-time Pro Bowl TE Tony Gonzalez to Atlanta. Gonzalez finished his Chiefs career with the most receptions (916), receiving yards (10,940) and TD catches (76) in franchise history.

On May 8th, Hunt named Denny Thum as the fourth President of the Chiefs. Thum owned the distinction of being one of just three employees in team history to serve the club during the tenure of every head coach in franchise history. On May 21st, Mark Donovan was hired as Executive Vice President/Chief Operating Officer after spending six seasons with the Philadelphia Eagles.

On June 18th, the Chiefs announced the return of training camp to the state of Missouri, beginning in 2010. The Chiefs and Missouri Western State University in St. Joseph, Mo., agreed to the university's plans for a training facility including a climate-controlled, 120-yard indoor field, as well as two 120-yard grass fields. The Chiefs officially ended their 19-year training camp tenure at the University of Wisconsin - River Falls, conducting their final practice at that facility on August 20th.

The Chiefs began the regular season on the road at Baltimore (9/13) with QB Brodie Croyle at the helm after QB Matt Cassel was injured vs. Seattle (8/29). Kansas City tied the

game at 24-24 with 5:21 left to play in Head Coach Todd Haley's regular season debut, but couldn't pull out the victory.

For the first time since the '62 AFL Championship Game, the club wore its Dallas Texans uniforms in a contest billed as "The Game That Never Was" vs. Dallas (10/11). Chiefs Founder Lamar Hunt had longed for a head-to-head duel between his AFL squad and the NFL's Cowboys during their three-year co-existence in Dallas, and that contest finally came to fruition. However, the Cowboys would prevail by a 26-20 margin in OT, sending the Chiefs record to 0-5.

Haley recorded his initial NFL win the following week, as Kansas City produced a 14-6 victory at Washington (10/18). It would be one of three road wins for the Chiefs on the season.

On October 23rd, a major section of I-435 near the Truman Sports Complex was designated as "Lamar Hunt Memorial Highway" by the Missouri General Assembly and the Missouri Department of Transportation. In October, the club also mourned the death of longtime assistant coach Darvin Wallis, whose 19-year tenure with the Chiefs ranked as the second-longest stint in franchise history, trailing only Tom Pratt (21 years).

The Chiefs improved in 25 different statistical categories during the season's final eight games, including total points, total offense, passing yards per game, rushing yards per game, third-down percentage and sacks allowed. Kansas City began that eight-game stretch with a 16-10 win at Oakland (11/15) as the Chiefs became the first NFL club to register seven straight road wins against the Raiders. The Chiefs followed that up with a thrilling 27-24 OT victory vs. Pittsburgh (11/22) as Haley exacted some retribution against a Steelers squad that defeated his Arizona Cardinals in Super Bowl XLIII.

RB Jamaal Charles helped spearhead the Chiefs second-half resurgence. Only Tennessee RB Chris Johnson (1,047) rushed for more yards over the final eight games of the year than Charles (968). Charles finished the season with 1,120 yards on 190 carries, becoming the first player in league annals to top the 1,100-yard plateau on less than 200 carries. He also was the youngest player to ever win the Derrick Thomas Award as the club's MVP.

2010 — The Chiefs saved their best performance of the season for the regular season finale at Denver (1/3). Charles racked up a franchise-record 259 rushing yards, while LB Derrick Johnson became just the third linebacker in NFL history to return two INTs for TDs in a single game. Kansas City registered a 44-24 win, marking the club's first-ever win at INVESCO Field and the most points scored by the Chiefs in Denver since '72.

Despite finishing the year with a 4-12 record, the Chiefs led the NFL in red zone scoring percentage (89.5%) and improved in 30 categories compared to 2008. Only three clubs made more dramatic jumps in the comprehensive special teams rankings compiled by the Dallas Morning News, as the Chiefs went from 29th to 12th.

Haley began reshaping his coaching staff almost immediately after the season. Charlie Weis was named offensive coordinator on January 8th, while Romeo Crennel was hired as defensive coordinator on January 14th. Haley also added a number of coaches with playing experience, including Hall of Fame CB Emmitt Thomas, who returned to the Chiefs as defensive backs coach on February 1st after registering a franchise-record 58 INTs from '66-78.

Commissioner Roger Goodell introduced four-time Pro Bowl G Brian Waters as the winner of the Walter Payton NFL Man of the Year Award prior to the kickoff of Super Bowl XLIV on February 6th. Waters became the fifth member of the Chiefs to win that prestigious accolade. Super Bowl IV MVP QB Len Dawson – winner of the '73 Man of the Year Award – was on hand to present the Lombardi Trophy to the victorious New Orleans Saints.

On February 12th, Ann Roach announced her retirement after 44 seasons with the club. The second-longest tenured employee in Chiefs history, Roach served as an assistant to the first 10 head coaches in franchise annals. Roach and longtime Chiefs broadcaster Bill Grigsby were both acknowledged at the 40th annual 101 Awards on March 6th. Grigsby announced his retirement after a distinguished 63-year career in broadcasting.

The National Football League announced on April 20th that Monday Night Football would return to Kansas City on September 13th as the Chiefs officially celebrate the grand opening of the New Arrowhead vs. San Diego.

Chairman Clark Hunt led dozens of media members on an exclusive tour of the New Arrowhead on July 23rd, giving a behind the scenes look at the stadium and all its amenities before the first event was open to the public.

In an event reminiscent of Lamar Hunt's founding of the MLS and the Kansas City Wizards, the Wizards hosted English Premier League powerhouse Manchester United in a friendly match on July 25th, marking the first event held inside the New Arrowhead.

Clark Hunt was joined by the entire Hunt family and NFL Commissioner Roger Goodell on July 30th for the unveiling of Founder's Plaza, an engaging outdoor area that serves as a tribute to Chiefs Founder Lamar Hunt and recognizes his contributions to the founding of the American Football League.

That afternoon, Chiefs Training Camp made its debut on the campus of Missouri Western State University in St. Joseph, marking the first time in 20 years that the Chiefs held their summer practices in the state of Missouri.

Upon returning to the Arrowhead Training Facility, Kansas City held a free night practice on August 25th that was open to the public at Arrowhead Stadium, giving 22,142 Chiefs fans the opportunity to see the newly renovated stadium and watch the team practice before the start of the regular season. In conjunction with the open practice, the Chiefs dedicated the Chiefs Hall of Honor, presented by Time Warner Cable on the Lower Concourse of the stadium.

On September 13th, Kansas City celebrated the grand opening of the New Arrowhead with a 21-14 rain-soaked victory over the AFC West rival San Diego Chargers on ESPN's Monday Night Football. The victory signaled the culmination of the three-year, \$375 million renovation project.

Hunt assumed the title of Chairman and CEO of the Kansas City Chiefs on Tuesday, September 14th.

The Chiefs started the season 3-0 for the first time since 2003 on their way to a 10-6 record and the club's first AFC West title since 2003 and first playoff appearance since following the 2006 season. Kansas City registered a 7-1 record at home, restoring the Arrowhead advantage. The Chiefs went 4-0 against the NFC West, the second straight time they've swept that division (2006). WR Dwayne Bowe tallied 15 TD receptions to pace the league in scoring catches. RB Jamaal Charles gained 1,467 yards on 230 carries, finishing second behind Houston RB Arian Foster for the NFL's individual rushing title. LB Tamba Hali led all AFC defenders and was second in the NFL with 14.5 sacks on the season.

2011 — On January 9th, Kansas City hosted its first NFL playoff game since 2003 when the Chiefs fell to the Baltimore Ravens in a 30-7 final. Six Chiefs players were selected to the 2011 Pro Bowl in Honolulu, Hawaii: S Eric Berry, WR Dwayne Bowe, QB Matt Cassel, RB Jamaal Charles, DE Tamba Hali and G Brian Waters, marking the most Pro Bowl performers for the Chiefs since KC sent six players to the NFL's version of the all-star game in 2006.

Chairman and CEO Clark Hunt named Mark Donovan president of the Kansas City Chiefs on January 20th.

Head Coach Todd Haley made two moves related to his coaching staff, naming Bill Muir offensive coordinator/offensive line coach on February 3rd and hiring Jim Zorn as quarterbacks coach on February 15th. Haley garnered two post-season coaching awards for leading the Chiefs to a 10-6 record in only his second year at the helm, earning the NFL Alumni Coach of the Year award and also the AFC Coach of the Year award from the Committee of 101.

The Chiefs were saddened at the loss of a pair of treasured Kansas City icons in 2011 as longtime trumpeter and TD Pack Band leader Tony DiPardo passed away in February at the age of 98. Only a few weeks later, longtime voice of the Chiefs Bill Grigsby passed away at the age of 89. Thousands of Kansas Citians helped celebrate the lives of these two Chiefs legends at open memorial services.

During the offseason, Arrowhead Stadium returned to prominence as a Midwest entertainment destination as country music star Kenny Chesney played the venue as a stop on his 'Goin' Coastal Tour' along with the Zac Brown Band, Billy Currington and Uncle Kracker. Taylor Swift's 'Speak Now Tour' also made a stop at Arrowhead.

For the second year in a row, the Chiefs held training camp at Missouri Western State University in St. Joseph, Mo. After returning to their Kansas City facility for the home portion of training camp, the Chiefs hosted a free practice for fans at Arrowhead Stadium as part of the team's Back to Football Bash.

After dropping three straight contests to open the season, Kansas City rebounded with four straight victories. That stretch of four straight wins included a 28-24 victory at Indianapolis (10/9) in which the Chiefs tied a then club record by overcoming a 17-point deficit and a 28-0 shutout at Oakland (10/23) in which Kansas City recorded six interceptions.

Kansas City appeared in three prime time contests in 2011, including two at Arrowhead Stadium. For the second year in a row, the Chiefs topped AFC West rival San Diego (10/31) at home on ESPN's Monday Night Football, this time, using a 30-yard K Ryan Succop field goal in overtime for the win.

QB Matt Cassel was placed on injured reserve with a hand injury suffered vs. Denver (11/13). Kansas City claimed QB Kyle Orton off waivers from Denver on Nov. 23. Kansas City was one of two teams to have three different starting quarterbacks open an eventual victory in 2011, with Houston being the other team to accomplish that feat.

With a 5-8 record after 13 games, Todd Haley became the second coach in team history to be relieved of his duties during the season. Defensive Coordinator Romeo Crennel assumed the head coaching duties. The Chiefs upset the previously undefeated Green Bay Packers by a 19-14 final at Arrowhead (12/18) in Crennel's first game at the helm.

In the final three contests with Crennel serving as both head coach and defensive coordinator, the Chiefs defense ranked third in the NFL in total yards per game allowed, second in net passing yards per game allowed and second in points per game allowed.

The final game of the 2011 season marked the 227th career game for C Casey Wiegmann and was his 200th career start. Dating back to a contest vs. the N.Y. Giants (9/23/01), Wiegmann had started 175 consecutive games at center and played 11,162 straight offensive snaps, marking the longest streak by any NFL offensive lineman. Dating back to a contest vs. Carolina (11/20/05), RB Thomas Jones had appeared in 102 consecutive games.

2012 — Crennel was named the 12th head coach in franchise history by Chairman and CEO Clark Hunt and General Manager Scott Pioli on Jan. 9, 2012.

Although the team finished with a 7-9 record, the Chiefs were one win shy of repeating as the AFC West Division champions and earning an automatic berth in the playoffs.

Crennel started making changes to his coaching staff in the weeks following the regular season. Tom McMahon was named special teams coach on Jan. 30 while Brian Daboll was named offensive coordinator on Feb. 6. On Feb. 14, Nick Sirianni was promoted to wide receivers coach, while Jack Bicknell was named offensive line coach, Jim Bob Cooter was hired as offensive quality control coach and Derius Swinton was named special teams quality control coach. Crennel rounded out his coaching staff by hiring Steven Smith as assistant offensive line coach on March 9.

Former Chiefs T Willie Roaf was elected to the Pro Football Hall of Fame as part of the class of 2012, announced Saturday, Feb. 4, the day before Super Bowl XLVI in Indianapolis.

On April 14, the Kansas City Chiefs announced that every Chiefs Season Ticket Account Holder would receive one personalized Chiefs Nike jersey as a thank you in celebration of the club's 50 years in Kansas City. On May 15, Chairman and CEO Clark Hunt further outlined multiple plans and initiatives to thank Chiefs fans and the Kansas City community for their support through the years in a special press conference at Union Station in downtown Kansas City.

On June 10, Kansas City welcomed back Kenny Chesney to Arrowhead Stadium as a stop in the 'Brothers of the Sun' tour along with Tim McGraw.

For the third consecutive year, the Chiefs returned to Missouri Western State University in St. Joseph, Mo. for training camp.

The Chiefs went 2-14 in 2012, picking up their first win in a 27-24 overtime battle at New Orleans (9/23) with the help of RB Jamaal Charles, who registered a 91-yard rushing touchdown, the longest rush from scrimmage in team history. On Dec. 2, Kansas City picked up its second victory of the season a day after tragedy struck the organization. The Chiefs rallied to beat the Carolina Panthers 27-21 on the shoulders of 127 rushing yards from Charles and two passing touchdowns from QB Brady Quinn.

Despite having struggled in 2012, the Chiefs had six players elected to the play in the annual Pro Bowl in Hawaii. S Eric Berry, RB Jamaal Charles and LBs Tamba Hali and Derek Johnson all earned their second trip, while P Dustin Colquitt and LB Justin Houston earned their first trip to the Pro Bowl.

On Dec. 31, Romeo Crennel was relieved of his head coaching duties.

REID, DORSEY TEAM UP IN KANSAS CITY

2013 — The Kansas City Chiefs and General Manager Scott Pioli parted ways on Jan. 4, 2013. On Jan. 7 Chiefs Chairman and CEO Clark Hunt introduced Andy Reid as the Chiefs 13th head coach, and one week later on Jan. 14, he named John Dorsey as the team's sixth general manager in franchise history. Soon after Reid arrived in Kansas City, he started assembling his coaching staff, which consisted of several coaches he brought in from his staff in Philadelphia, including former NFL quarterback Doug Pederson as offensive coordinator. Reid named Bob Sutton defensive coordinator and Dave Toub special teams coordinator, and he hired former NFL head coach Brad Childress as a spread game analyst/special projects coach.

Former Chiefs DT Curley Culp was elected to the Pro Football Hall of Fame as part of the class of 2013, announced Saturday, Feb. 2, the day before Super Bowl XLVII in New Orleans.


On March 13, the Chiefs announced a trade with the San Francisco 49ers to acquire QB Alex Smith. Kansas City used the first overall pick of the 2013 NFL Draft by selecting T Eric Fisher. Fisher played collegiately at Central Michigan.

During the 2013 offseason, the Chiefs unveiled the Chiefs Kingdom Pass, a personalized experience just for Season Ticket Holders to manage their relationship with the Kansas City Chiefs. There is a website, ChiefsKingdomPass.com, that lets Season Ticket Holders manage their accounts, view exclusive video from Emmy award winning 65 Toss Power Trap Productions and earn and redeem points for unique prizes.

On May 18, the Chiefs hosted the inaugural Chiefs 5K at Arrowhead Stadium featuring a one-of-a-kind finish on the 50yard line. Fans were able to feel the rush of excitement as they ran out of the Chiefs tunnel and onto the field for a dramatic finish in front of a cheering section.

SETTING A GUINNESS WORLD RECORD

On Sunday, Oct. 13, 2013, Chiefs fans inside Arrowhead Stadium set a new Guinness World Record for Loudest Crowd Roar at an Outdoor Sports Stadium. A grassroots initiative led by a group of fans and supported by the Chiefs organization, all Kansas City fans inside Arrowhead rallied around the team as the Chiefs topped AFC West foe Oakland 24-7. The group hit recording a peak decibel reading of 137.5 decibels during a fourth-quarter play that saw LB Derrick Johnson sack Oakland QB Terrelle Pryor with just under one minute left in the game. With Guinness Book of World Records adjudicator Philip Robertson monitoring the sound levels on a specially designed decibel meter, Chiefs fans inside Arrowhead broke the old Guinness World Record of 136.6 set by the fans of the Seattle Seahawks at CenturyLink Field on Sept. 15 in Seattle.



On June 15, Kansas City welcomed Kenny Chesney back to Arrowhead Stadium as a stop in the 'No Shoes Nation' tour along with Eric Church.

For the fourth consecutive year, the Chiefs returned to Missouri Western State University in St. Joseph, Mo. for training camp.

Following training camp in St. Joseph, Head Coach Andy Reid's team shot out of the gate at a blistering pace, winning nine consecutive games to start the 2013 campaign. The nine-game winning streak to open the season tied the club's longest win streak at that time and tied the Chiefs 2003 squad who also opened its campaign 9-0 as the most wins to start a season, at the time.

The Chiefs defense pitched a shutout in the season opener at Jacksonville (9/8) as the Chiefs won 28-2, setting the tone for what would be a dominant defensive performance throughout the first half of the season.

The team debuted in red-on-red uniforms in the home opener against Dallas (9/15) among other new gameday elements, including pyrotechnics for individual player introductions during pregame.

Reid returned to the city and stadium that he called home for the previous 14 years as the Chiefs traveled to Philadelphia (9/19) and earned a 26-16 victory in prime time on Thursday Night Football.

Kansas City hosted a three-game homestand in the month of October, starting with a game against AFC West foe, the Oakland Raiders. In that game, Chiefs fans established a Guinness World Record for the loudest crowd roar at an outdoor stadium, reaching 137.5 decibels and breaking the old record of 136.6 decibels set by Seattle Seahawks fans. Seahawks fans eventually broke the record again at CenturyLink Field on Dec. 2.

With a win at Buffalo (11/3), the Chiefs entered the bye week unbeaten at 9-0 just one year removed from the team's 2-14 record. The seven-game improvement by the bye marked the best single-season turnaround in franchise history.

After a three-game skid marked by a pair of losses to the eventual Super Bowl contending Denver Broncos and a loss to the San Diego Chargers who advanced to the AFC Divisional playoffs, the Chiefs rebounded with statement victories on the road at Washington and in Oakland as the offense turned up the heat in the second half of the season, posting 101 combined points in back-to-back weeks (45 at Washington, 56 at Oakland).

With a fifth seed guaranteed in the AFC playoffs and no chance for improving playoff seeding, Reid rested a number of starters and key players in the season finale at San Diego to give extra rest heading into the postseason. The team, led by QB Chase Daniel, took the San Diego Chargers to overtime in San Diego, but eventually fell short of a victory after a 36-yard K Nick Novak field goal marked the difference in the extra period.

2014 — The Chiefs finished the regular season with an 11-5 record, marking the best finish since the club went 13-3 in 2003. It was the first playoff appearance for the team since the 2010 season, and Andy Reid became just the second coach in franchise history to lead the Chiefs to the playoffs in his first season at the helm, joining Herm Edwards who accomplished the feat in 2006.

In the AFC Wild Card Game at Indianapolis (1/4), the Chiefs offense picked up where it left off in the second half of the season. With Charles lost to injury on the game's opening drive, Smith put the team on his shoulders, setting a number of franchise postseason

SETTING A GUINNESS WORLD RECORD AGAIN

On Monday, Sept. 29, 2014, Kansas City defeated the New England Patriots 41-14, and Chiefs fans set a Guinness World Record for Loudest Crowd Roar at a Sports Stadium (Outdoors). Chiefs fans reached a peak decibel reading of 142.2 as Guinness World Records adjudicator Phillip Robertson monitored the sound levels. The mark was set early in the contest while the club was on defense. The Arrowhead Stadium record passed the old record of 137.5 decibels and broke Seattle's record of 136.6.



records. He finished the game completing 30 of 46 passes for 378 yards with four touchdowns and a 119.7 passer rating. WR Dwayne Bowe hauled in eight passes for 150 yards and a touchdown in the game. In the end, 44 total points was not enough as the Indianapolis Colts overcame a 21-point first-half deficit to win the game 45-44 and advance to the AFC Divisional round at New England.

Following the 11-5 season, the Chiefs sent a total of 10 players to the Pro Bowl in Hawaii, more than any other team in 2013: T Branden Albert, S Eric Berry, RB Jamaal Charles, CB Brandon Flowers, LB Tamba Hali, LB Justin Houston, LB Derrick Johnson, PR Dexter McCCluster, DT Dontari Poe and QB Alex Smith.

Charles and Berry were named first-team All-Pro by the Associated Press following the season, while DT Dontari Poe, LB Tamba Hali and WR/PR Dexter McCCluster were named second-team All-Pro.

Under the direction of Special Teams Coordinator Dave Toub, the team set an NFL record for kickoff return average, posting 29.9 yards per return, leading the league by more than 3.0 yards per return and breaking the old NFL record of 29.4 yards per return set by the

BE BOLD, BE BRAVE, BE BERRY

Before the Chiefs game at Arizona on Sunday, Dec. 7, 2014, a number of Cardinals players and coaches wore the "Be Bold. Be Brave. Be Berry." T-shirt in support of Chiefs safety Eric Berry, who was put on the non-football illness list after being diagnosed with Non-Hodgkin's lymphoma. Cardinals head coach Bruce Arians (below) was one of the many who wore the shirt in support of the Chiefs Pro Bowl safety. In addition, Cardinals president Michael Bidwill made a \$10,000 donation



1972 Chicago Bears.

Following their first year leading the club, Reid was named the 2013 AFC Coach of the Year by the 101 Committee and Dorsey was named Executive of the Year by the Pro Football Writers of America.

In late July, the Chiefs returned to St. Joseph, Mo., for their fifth straight year of training camp at Missouri Western State University.

The club opened up the 2014 season 1-2 before hosting New England on Monday Night Football (9/29) to close out the month of September. The team featured its red-on-red uniforms for only the second time in team history. The Chiefs dominated the eventual Super Bowl Champions 41-14 in a game that featured a Guinness World Record for the loudest outdoor stadium, reaching 142.2 decibels and breaking the old record of 137.5 decibels set by Seattle Seahawks fans at CenturyLink Field in 2013. Three touchdowns in the contest from Charles garnered him AFC Offensive Player of the Week honors.

Kansas City went into the bye week with a 2-3 record before a victory at San Diego (10/19) in which Charles broke Priest Holmes' franchise career rushing record of 6,070 yards on a 16-yard touchdown run. The win over the Chargers also began a five-game winning streak, culminating with a 24-20 victory at Arrowhead Stadium over the defending Super Bowl Champion Seattle Seahawks to improve to 7-3.

Following the Chiefs Week 12 game at Oakland, Berry was diagnosed with Non-Hodgkin's Lymphoma and was placed on the NFL list for the remainder of the season in order to begin his treatments. To support Berry's fight, Chiefs teammates designed Be Bold, Be Brave, Be Berry T-shirts for public purchase, with all proceeds going to the Leukemia & Lymphoma Society. In addition, Chiefs players and other players around the league also supported Berry's battle by wearing the T-shirts during pre-game warm-ups.

Heading into the final game of the regular season against San Diego (12/28), the club still had postseason aspirations. Chiefs starting QB Alex Smith was ruled out prior to the game with a spleen injury, which allowed QB Chase Daniel to start his first game with the club since the season finale in San Diego in 2013. Daniel completed 16-of-27 passes for 157 yards and led the Chiefs to a 19-7 victory to end the regular season. However, a Baltimore victory over Cleveland eliminated the Chiefs from playing in the postseason for the second consecutive season.

Off the field, the Chiefs made headlines when the NFL announced (11/6) that the club was selected to host a regular-season game overseas for the first time in franchise history. The Chiefs would take on the Detroit Lions in London on Nov. 1, 2015. The Week 8 contest was part of the NFL's International Series played at Wembley Stadium, one of three NFL games taking place in the United Kingdom in 2015.

Arrowhead Stadium played host to three college football games in 2014. Langston University took on Lincoln University on Sept. 6, while the NAIA Gridiron Challenge doubleheader (10/11) featured MNU (Kan.) vs. Missouri Valley and Baker University vs. Benedictine.

In the second year of the Reid-Dorsey era, the Chiefs finished with a 9-7 record, their second straight winning season. With 11 wins in 2013 and nine wins in 2014, Reid's 20 total wins gave him the most wins by a coach in his first two seasons in team history, passing Marty Schottenheimer's 19-win total in 1989 and 1990. Reid's .625 (20-12) winning percentage also marks the best by a head coach in team history through his first two seasons.

After the season, a total of four Chiefs were voted and participated in the annual Pro Bowl: RB Jamaal Charles, LB Tamba Hali, LB Justin Houston and DT Dontari Poe. All four players made return trips to the NFL's All-Star game after participating in 2013.

LB Justin Houston had one of the best single season performances in team history in 2014. Houston recorded 22.0 sacks, which led the league and also fell one sack short of passing Michael Strahan (22.5 sacks) for the most sacks in a single season in NFL history.

The total also surpassed former Chiefs great Derrick Thomas' 20 sacks in 1990, a record that stood for more than 20 years. Houston was named to the 2014 AP All-Pro first team after the season.

The Chiefs went 4-0 against the AFC East in 2014, the third time in the last five years that the Chiefs had swept a division in one season (2010 - NFC West, 2013 - NFC East).

2015 — On Jan. 15, the Board of Governors at Missouri Western State University announced they had approved a contract amendment that will keep the summer training camp of the Kansas City Chiefs at the school in St. Joseph for three more years, through 2017.

It was announced on Jan. 31 that former Chiefs G Will Shields would be inducted into the Pro Football Hall of Fame. Shields became the 11th longtime member of the Kansas City Chiefs to be enshrined.

On the final day of February, the Committee of 101 hosted the 45th 101 Awards at the Westin Crown Center Hotel in Kansas City. It was announced that former cornerback Gary Green would be the 2015 inductee into the Chiefs Hall of Fame. Green, who earned All-Pro honors three consecutive years with the club (1981-83), was the 45th player to earn the coveted honor. The Committee also recognized Justin Houston as the winner of the Derrick Thomas Award, given to the team's most valuable player, and De'Anthony Thomas as the winner of the Mack Lee Hill Award, granted to the team's top rookie or first-year performer.

The Chiefs began free agency on Mar. 11 when they signed WR Jeremy Maclin. The former Eagles wide receiver spent the first four years of his career with Chiefs Head Coach Andy Reid in Philadelphia. The Chiefs also signed veteran free agents G Paul Fanaika and S Tyvon Branch and acquired G Ben Grubbs in a trade with New Orleans.

Arrowhead Stadium hosted its first non-Chiefs event in 2015 by holding an international friendly soccer match between Mexico and Paraguay on Mar. 31. Arrowhead Events LLC also hosted three concerts in the summer of 2015: The Rolling Stones – June 27; One Direction – July 28; Kenny Chesney – Aug. 1. The American Royal's World Series of Barbecue also moved to Arrowhead Stadium from Oct. 1-4, making it the biggest barbecue in Kansas City history. On Nov. 14, Arrowhead served as the site for the Missouri-BYU college football game. It was the first Division I college football game at Arrowhead since Missouri defeated Kansas in the Border Showdown in 2011.

The 2015 Chiefs got off to a hot start, winning all four of its preseason games for the first time since the four-game preseason schedule was installed in 1978. It was also first time the club went undefeated in the preseason since 1969, when the team went 6-0 en route to winning Super Bowl IV.

After opening the season with a 27-20 victory in Houston (9/13), which saw rookie CB Marcus Peters record an interception on the very first pass and very first play he saw in his NFL career, the Chiefs and the NFL community received an enormous boost on Thursday Night Football when Berry made his Arrowhead Stadium return vs. Denver (9/17) for the first time since being diagnosed with Hodgkin's Lymphoma during the previous season. Additionally, Peters returned Denver QB Peyton Manning interception 55 yards for a touchdown, marking his second interception in as many weeks in his rookie season. However, the contest against the Broncos was the first in a five-game losing streak for the Chiefs - with four of Kansas City's opponents advancing to the postseason.

Kansas City turned its season around against Pittsburgh (10/25) at Arrowhead, with the help of RB Charcandrick West, who was filling in for Jamaal Charles, who was lost for

the season with a torn ACL, who rushed for 110 yards and a touchdown on the afternoon. The victory against the Steelers would turn out to be the beginning of a franchise-record 10-game single season winning streak for the Chiefs.

The Chiefs victory over the Steelers was followed up by a trip across the pond to face the Lions (11/1) at London's Wembley Stadium. Kansas City's 45-10 victory tied an International Series record for most points scored by one team. Following the bye week, Kansas City traveled to Denver (11/15) to face the Broncos, where they would secure the team's first victory in Denver since the final week of the 2011-12 season. Peters continued his stellar rookie campaign, picking off Manning's first attempt of the game. The lone bright spot for the Broncos came in the first quarter when Manning broke the NFL's record for career passing yards. Following the stoppage of play, Chiefs defenders intercepted Manning and backup quarterback Brock Osweiler four more times in the game, including an interception by Berry, adding another great note to his already storybook return from Hodgkin's Lymphoma.

Kansas City's defeat of Denver was the third of 10-consecutive wins that would turn the season around after a rocky start. The 10-straight victories also set a franchise record for most victories to end a season, surpassing the previous mark of six, set in 1997. The streak helped the Chiefs finish 11-5 and earn a spot in the playoffs for the second time under Reid.

The Chiefs regular season saw players set numerous team and NFL records. Smith threw 312 consecutive pass attempts without an interception, the second-longest streak in NFL history at the time. In a Week 3 matchup at Green Bay, Johnson broke Gary Spani's team record for most career tackles. Newcomer Jeremy Maclin set the then Chiefs single-season record for most receptions by a wide receiver with 87 and rookie Peters set numerous records, including most interceptions by a rookie in a season (eight) and most passes defended (26). His two interception returns for touchdowns tied a Chiefs rookie record and his 280 INT return yards were the most in franchise history and the ninth-most in NFL history. Additionally, Peters became the 14th rookie in club history to start all 16 games.

2016 — The Chiefs returned to Houston where they faced the Texans (1/9) in the first round of the AFC playoffs. The game got off to a blistering start when RB Knile Davis ran the opening kickoff back 106 yards for a touchdown. The 106-yard return was the longest in AFC Wild Card postseason history and the second-longest in NFL postseason history. Kansas City's defense forced five Houston turnovers in the game, en route to a 30-0 victory. Not only was it the first postseason victory by the Chiefs since 1994, it was the first shutout in the franchise's postseason history.

Kansas City then traveled to New England (1/16), where it fell to the Patriots 27-20, ending the most successful season in the Reid-Dorsey era in Kansas City.

Following the season, the Chiefs had six players - S Eric Berry, LB Tamba Hali, LB Justin Houston, LB Derrick Johnson, TE Travis Kelce and CB Marcus Peters - in addition to the entire coaching staff, participate in the Pro Bowl. The team also saw two of its defenders take home postseason honors, with Marcus Peters taking home the AP's Defensive Rookie of the Year Award, as well as Eric Berry's courageous season and story being acknowledged with the NFL's Comeback Player of the Year award.

On March 5th, the Committee of 101 hosted the 46th 101 Awards at the Westin Crown Center Hotel in Kansas City. It was announced that former fullback Tony Richardson would

be the 2016 inductee into the Chiefs Hall of Fame. Richardson, spent 11 years on Kansas City's roster and rushed for 1,576 yards and recorded 1,298 receiving yards and tallied 24 total touchdowns during his tenure. The Committee also recognized S Eric Berry and QB Alex Smith as the first co-winners of the Derrick Thomas Award, given to the team's most valuable player, and CB Marcus Peters as the winner of the Mack Lee Hill Award, granted to the team's top rookie or first-year performer.

In the offseason the Chiefs continued to improve the team by resigning their own players, including TE Travis Kelce, T Eric Fisher, RB Spencer Ware and RB Charcandrick West. The Chiefs also signed veteran T Mitchell Schwartz to anchor the right side of the offensive line.

Arrowhead Events LLC also hosted two concerts in the summer of 2016: Guns and Roses – July 29; Kenny Chesney – July 16.

After a 2-2 preseason record, the Chiefs opened their season at home with an overtime victory vs. the San Diego Chargers (9/11). After trailing 21-3 at halftime, the Chiefs stormed back scoring 17 points in the fourth quarter capped by a five yard touchdown run by RB Spencer Ware with 1:11 left on the clock to tie the game at 27. The Chiefs forced overtime, took the ball and on a 3rd-and-2, Smith ran the ball two yards up the middle to win the game 33-27. In Week Two the Chiefs fell to Houston (9/18), but rebound in a big way Week Three vs. the Jets (9/25). The Chiefs intercepted six passes from QB Ryan Fitzpatrick en route to a 24-3 victory as Peters (2), Berry, Johnson, S Daniel Sorensen and CB D.J. White tallied picks. After losing to Pittsburgh in week four (9/10), Kansas City went into the bye week 2-2 before winning their next 10 of 12 games. Along the way, the Chiefs beat the defending NFC Champion Carolina Panthers (11/13) on a game-winning field goal by K Cairo Santos. Santos' heroics were set up by a forced fumble by Peters after stripping WR Kelvin Benjamin with 29 seconds remaining. In Week 12, the Chiefs beat the defending Super Bowl Champion Denver Broncos (11/27). K Cairo Santos again connected on an overtime game-winning field goal off the crossbar with five seconds left to win in dramatic fashion.

2017 — The Chiefs began the year and closed the season with a chance to capture their first AFC West division title since 2010 with a win against the San Diego Chargers (1/1). In the third quarter, WR Tyreek Hill put the game out of reach by returning a P Drew Kaser punt 95 yards for a touchdown. With the Week 17 win, the Chiefs finished with a 12-4 record, going 6-0 vs. divisional opponents and earned a first round bye in the playoffs.

For the second straight year, earning the Chiefs competed in the AFC Divisional round of the playoffs, this time, hosting the Pittsburgh Steelers at Arrowhead Stadium (1/15). The Chiefs and Steelers battled, trading points throughout the game, but ultimately the Chiefs fell, 18-16.

Following the season, the Chiefs had seven players - P Dustin Colquitt, S Eric Berry, TE Travis Kelce, WR Tyreek Hill, LB DJ Alexander, QB Alex Smith and CB Marcus Peters - in addition to the entire coaching staff, selected to participate in the Pro Bowl.

On February 26th, the Committee of 101 hosted the 47th 101 Awards at the Westin Crown Center Hotel in Kansas City. It was announced that former wide receiver Carlos Carson would be the 2017 inductee into the Chiefs Hall of Fame. Carson spent 10 years on Kansas City's roster recording 6,360 receiving yards, 352 career receptions and 33 total touchdowns during his tenure. The Chiefs also recognized S Eric Berry as the winner of the

Derrick Thomas Award, given to the team's most valuable player, and WR Tyreek Hill as the winner of the Mack Lee Hill Award, granted to the team's top rookie or first-year performer.

In the offseason, the Chiefs continued to improve the team by resigning their own veteran players such as Berry, S Daniel Sorensen and G Laurent Duvernay-Tardif, while adding free agents RB CJ Spiller and DL Bennie Logan.

On June 22, 2017, the Chiefs agreed to part ways with General Manager John Dorsey. On July 10, 2017, the Chiefs hired General Manager Brett Veach, becoming the seventh General Manager in franchise history.

At the end of July, the Chiefs attended training camp at Missouri Western State University in St. Joseph for the eighth year in a row.

U2 was hosted by Arrowhead Events LLC, performing at Arrowhead Stadium on September 12.

After going .500 in the preseason, the club opened its season against the defending Super Bowl champions, New England Patriots, in the opening game of the NFL season (9/7). Rookie RB Kareem Hunt scored three touchdowns (two receiving, one rushing) as the Chiefs defeated the Patriots 42-27. This sparked a 5-0 start to the season behind the leagues No. 1 offense in points scored.

Kansas City entered its bye week in Week 9 at 6-3. After close losses to the Giants (11/9), Bills (11/26) and Jets (12/3), the club hosted Oakland in a crucial divisional match up (12/10). The Chiefs scored 26 unanswered points with rushing touchdowns from running backs Kareem Hunt and Charcandrick West and four field goals from K Harrison Butker. Kansas City defeated Oakland 26-15 and carried that momentum with a 30-13 victory over the Chargers the following week. Going into Week 16 against Miami, the Chiefs needed one win to clinch the AFC West. QB Alex Smith threw for over 300 yards for the fifth time and the defense forced two fumbles on the way to a 29-13 victory and a second-straight AFC West title. In the final game of the regular season, Kansas City rested several players, which allowed players like rookie QB Patrick Mahomes to see the field. The rookies shined against Denver, as Mahomes threw for 284 yards, Hunt clinched the league rushing title and Butker hit the game-winning field goal as time expired.

Several Chiefs players stood out during the season, including QB Alex Smith who led the league in passer rating with 104.7, rookie RB Kareem Hunt led the league in rushing with 1,327 yards and rookie K Harrison Butker led the team in scoring with 142 points.

2018 — Kansas City hosted the Tennessee Titans in the Wild Card round of the playoffs (1/7). After a hard-fought game, the Chiefs lost in a close contest, 22-21.

At the end of the season, three Chiefs players were selected to the Pro Bowl: QB Alex Smith, RB Kareem Hunt and WR/KR Tyreek Hill.

On February 24th, the Committee of 101 hosted the 48th 101 Awards at the Westin Crown Center Hotel in Kansas City. It was announced that former TE Tony Gonzalez would be the 2018 inductee into the Chiefs Hall of Fame. Gonzalez spent 12 years on Kansas City's roster recording 10,940 receiving yards, 916 career receptions and 76 total touchdowns during his tenure. The Chiefs also recognized QB Alex Smith as the winner of the Derrick Thomas Award, given to the team's most valuable player, and RB Kareem Hunt as the winner of the Mack Lee Hill Award, granted to the team's top rookie or first-year performer.

The club started its offseason fast, signing WR Sammy Watkins and LB Anthony Hitchens on the first day of free agency. QB Alex Smith was traded to Washington for CB

Kendall Fuller and a 2018 third-round draft pick. CB Marcus Peters and a 2018 sixth-round pick were also moved to the Los Angeles Rams for 2018 fourth-round and 2019 second-round draft picks.

The Chiefs began the year with victories in each of their first five matchups on the season slate, starting with a 38-28 victory in Los Angeles over the AFC West Division-rival Chargers (9/9). The win marked the ninth-consecutive victory over the Chargers, as Hill ignited the scoring output with his fourth career punt return TD after the defense forced a Chargers three-and-out to start the contest. Hill continued his contributions on the offensive end, accounting for two of Mahomes' four passing TDs on the day.

Taking the show on the road in Week 2, Kansas City traveled to Pittsburgh to battle the Steelers in the team's first road contest of the season (9/16). Capitalizing off of his Week 1 offensive output, Mahomes threw for a franchise-tying record six TDs in a 42-37 win in the Steel City. Mahomes connected with five different pass-catchers to accumulate the half-dozen passing scores, calculating a career-high 154.8 passer rating on 23 completions for 326 yards and zero INTs. With 10 passing scores within the team's first two games of the season, Mahomes broke and re-set the club record to commence his sophomore season.

Over the subsequent three weeks, Kansas City advanced to a 5-0 record through the first five weeks of the 2018 season, including a three passing TD performance by Mahomes in Week 3 vs. San Francisco and the Chiefs defense accumulating a four INT outing in a Week 5 win against the Jaguars (10/7) at Arrowhead Stadium.

The Chiefs traveled to Foxborough, Mass. in Week 6 to take on the New England Patriots (10/14). On Sunday Night Football, Kansas City suffered its first loss of the 2018 by a 43-40 final. The offense's 40-point outburst helped break the franchise record for total points scored (215) through the first six games of a single season. Mahomes threw for four TDs in the contest and logged his fifth consecutive 300-plus passing yard output, the latter of which set another franchise record at the time.

The Chiefs rebounded by ripping off four wins in a row from Weeks 7-10, accumulating a win at home over the AFC West Division-rival Denver Broncos and two 35-plus point offensive performances against a pair of AFC North foes in Cincinnati and Cleveland.

The Week 7 win over the Bengals on Sunday Night Football marked Head Coach Andy Reid's 200th career victory, becoming only one of two active coaches in the NFL (Bill Belichick) to have hit the 200-win threshold.

Mahomes' two passing TDs in the Week 10 victory over Arizona (11/11) set the franchise record for passing TDs in a single season, as the quarterback's first full season at the helm broke Pro Football HOF QB Len Dawson's record of 30 passing TDs set in 1964.

The Week 11 matchup pitted the 9-1 Kansas City Chiefs against the 9-1 Los Angeles Rams (11/19). The setting for the Monday Night Football contest was moved to the Los Angeles Memorial Coliseum from Estadio Azteca in Mexico City, Mexico. The two offensive juggernauts combined to score 105 total points, a Monday Night Football record, with the Rams taking the de facto home victory, 54-51. QB Patrick Mahomes tied his own career and franchise-tying record by tossing for six scores, adding a career-high 478 passing yards for a 117.6 passer rating.

Kansas City returned to the field in Week 13 following a Week 12 bye week and avenged the Week 11 loss to the Rams by posting 40 points on the scoreboard and defeating the division-rival Oakland Raiders (12/2). The Chiefs offense rode on the shoulders of

Mahomes' four passing TDs and 295 passing yards, which helped Mahomes become the fastest QB (13 games) in NFL history to eclipse 4,000 passing yards.

Returning to Arrowhead Stadium in Week 14 (12/9) to take on the eventual AFC North Division champion Baltimore Ravens, the Chiefs used a K Harrison Butker 35-yard game-winning FG to gain an overtime win over the visitor to secure the ninth home victory in a row for the Chiefs and Reid, dating back to 2017.

The following week, a quick turnaround at Arrowhead Stadium for a Thursday Night Football showdown ensued for the hosting of AFC West foe, the Los Angeles Chargers (12/13). Though Kansas City put 28 total points on the scoreboard and set the then franchise record for most points scored in a single season (499), Los Angeles rallied from seven points down on the final drive of the fourth quarter to score a TD with 13 seconds remaining in regulation. With a share of the lead in the AFC West on the line, the Chargers attempted and successfully converted a two-point conversion to claim victory over the Chiefs for the first time since 2013.

Week 16 subsequently presented the final road game of the 2018 regular season slate for Kansas City, traveling to Seattle to battle the Seahawks on Sunday Night Football (12/23). Down seven points entering the final quarter of play, the Chiefs and Mahomes accounted for 14 fourth-quarter points behind a TD pass to WR Demarcus Robinson, a successful two-point conversion rush for Mahomes and a pair of FGs by K Harrison Butker. But, being matched by Seattle's 14 fourth-quarter points, the Seahawks topped the Chiefs, 38-31, to grant Kansas City their fourth loss of the season. On the defensive side for Kansas City, DT Chris Jones logged 1.5 sacks to set the NFL record for most consecutive games with at least one sack (11 games).

In the regular season finale at home against the Oakland Raiders (12/30), the Chiefs put together a combined effort to defeat the divisional foe, 35-3, en route to winning the AFC West Division for the third consecutive season. With the win, the Chiefs also secured the top-seed in the AFC earning a first-round playoff bye and home field advantage throughout the postseason.

With the outing in Week 17, Mahomes totaled 50 passing TDs and 5,000-plus passing yards for the first time in franchise history. The achievement was also accomplished for just the second time in NFL history (Peyton Manning, 2013). The offense totaled 565 points over the length of the regular season, ranking third in NFL history in total scoring output.

Tied along with Mahomes' passing spree, several Chiefs benefitted on the receiving end. Kelce set the then franchise record with 103 receptions, accumulating a career-high 1,336 receiving yards, as Hill set the current franchise record with 1,479 receiving yards. The trio of Mahomes, Hill and Kelce all earned first-team All-Pro honors following the regular season.

2019 — In the AFC Divisional round of the NFL Playoffs, the Indianapolis Colts rode into a snowy Arrowhead Stadium for a Saturday afternoon contest (1/12). Behind an impressive showing by the Chiefs' rushing offense, Kansas City put in four scores on the ground and added a Butker FG, while the defense held the visiting Colts to 13 total points, to claim the first home playoff victory at Arrowhead Stadium since 1994 and advance to the AFC Championship game for the first time in 25 years.

The Kansas City Chiefs and Arrowhead Stadium hosted the New England Patriots the following week (1/20) for the first AFC Championship at Arrowhead Stadium in franchise

history. Following a 14-0 halftime deficit, the Chiefs rallied to score 31 second-half points behind a three-TD performance by RB Damien Williams. QB Patrick Mahomes threw for three TDs in the second half to help the scoring output, as the 31-31 draw took the contest into overtime. The Patriots won the coin toss, orchestrated an offensive drive and scored a rushing TD on the opening possession to defeat the Chiefs and advance to Super Bowl LIII.

Following the loss in the AFC Championship Game, six Chiefs players participated in the 2019 Pro Bowl the following week. Mahomes was named 2019 Pro Bowl MVP following the AFC's victory over the NFC. One week later at NFL Honors, Mahomes was presented with the AP NFL MVP Award and it was announced that Chiefs Hall of Famers S Johnny Robinson and TE Tony Gonzalez would be inducted into the 2019 Class of the Pro Football Hall of Fame in August. Prior to the 2019 NFL Draft, it was announced that Mahomes would appear on the cover of EA Sports' Madden NFL 20, and in July, Mahomes was awarded the ESPY for Best NFL Player.

As an organization, the Kansas City Chiefs bolstered their roster with a pair of significant acquisitions on the defensive side of the football. Former first-team All-Pro S Tyrann Mathieu signed with the club in the early phases of unrestricted free agency, and former Seattle Seahawks DE Frank Clark was acquired by the Chiefs via a trade that sent Kansas City's first-round draft pick to the Seahawks prior to the annual NFL Draft.

The Chiefs marked a decade of training camp at Missouri Western State University with record crowds flocking to see the team train in St. Joseph.

The 2019 campaign marked the franchise's 60th season, and the 57th in Kansas City. The 60th theme was celebrated throughout the offseason, training camp and throughout the season as the club honored its rich tradition and history. The season began with four consecutive wins, including three victories coming on the road.

Week 2 marked the franchise's last scheduled game against the Raiders (9/15) in the Oakland Coliseum as the AFC rival prepared for its move to Las Vegas in 2020. It also marked the NFL's last game to feature a dirt infield as part of the playing surface for a football game.

The Week 3 home opener against the Baltimore Ravens (9/22) featured gold end zones and throwback field markings for the club's 60th season, an homage to the club's original Kansas City home, Municipal Stadium.

The club won a tightly-contested game in Detroit (9/29) before dropping two-consecutive home games to AFC South teams, the Indianapolis Colts (10/6) and the Houston Texans (10/13).

Kansas City went to Denver for a Thursday Night Football matchup with the Denver Broncos (10/17) and saw Mahomes go down with a dislocated kneecap that kept him out for the remainder of the game. QB Matt Moore saw his first meaningful snaps with the club, helping lead the team to a 30-6 win over the Broncos. The win marked Head Coach Andy Reid's 200th career regular season win, making him just the eighth coach in NFL history to accumulate at least 200 career victories.

Moore got his first of two starts in a Chiefs uniform in Week 8 (10/27) against the Green Bay Packers on Sunday Night Football as Mahomes was sidelined with the knee injury. Despite being tied 24-24 in the fourth quarter, the Chiefs could not hold off the eventual NFC runner-up Packers, falling 31-24.

Moore again started in place of the recovering Mahomes in Week 9 (11/3) as the Chiefs hosted the Minnesota Vikings. Williams scored a 91-yard rushing touchdown, tying Jamaal Charles for the franchise record longest-run from scrimmage. Butker converted four field

goals on the day, including what tied a then career-long 54-yard field goal with less than three minutes left on the clock to tie the game at 23-23. After a quick defensive stop, Moore led the Chiefs down the field, with Butker converting a 44-yard game-winning field goal as time expired to secure the 26-23 victory. During the game, the team's helmets featured gray facemasks as a nod to the design of the helmet during the club's Super Bowl IV win against Minnesota following the 1969 season.

Mahomes returned to the field in Week 10 at the Tennessee Titans (11/10), but despite throwing for three touchdowns and the then second-highest yardage output of his career, the Chiefs surrendered a nine-point fourth-quarter lead and had a potential game-tying 52-yard field goal blocked to fall to the Titans 35-32, pushing the team's record to 6-4.

After seeing its scheduled Mexico City game vs. the Rams in 2018 get moved to Los Angeles (11/18), the Chiefs headed to Estadio Azteca in Mexico's capital city for a Week 11 divisional matchup against the Los Angeles Chargers on Monday Night Football. Behind a four-interception performance from the Chiefs defense, the club returned to the United States with a 7-4 record heading into the bye weekend.

Following the bye, the club secured a 40-9 win in the final contest against the Oakland Raiders in Week 13 (12/1), committing zero penalties in a game for just the third time in franchise history.

After falling to the New England Patriots in both the regular season and in the AFC Championship Game in 2018, the 2019 Chiefs traveled to Foxborough for a Week 14 (12/8) revenge game against the Patriots. The game had historical significance for the two head coaches as Head Coach Andy Reid (203) and Patriots Head Coach Bill Belichick (271) had at that point combined for 474 career regular season victories, marking the second-most combined regular season wins between two head coaches in NFL history. Their 474 combined wins trailed only Don Shula (251) and Tom Landry (245) who combined for 496 regular season wins when the Dolphins and Cowboys met on November 22, 1987. Behind three Butker field goals, a trio of sacks against QB Tom Brady and Kelce's first-career touchdown run, the Chiefs escaped with a 23-16 win, snapping a 21-game Patriots winning streak at Gillette Stadium that stretched over the regular season and the postseason.

The Chiefs returned to a snowy Arrowhead for a 23-3 victory over the Denver Broncos in Week 15 (12/15), moving the Chiefs to 10-4 on the season. It marked the fifth-consecutive season under Reid that the club accumulated double-digit wins, passing the previous club record of four-straight 10-win seasons from 1990-93 under Chiefs Hall of Fame Head Coach Marty Schottenheimer. In the win, TE Travis Kelce became the first tight end in NFL history to record 1,000+ receiving yards in four consecutive seasons. He also joined PFOF TE Tony Gonzalez, TE Jason Witten and TE Rob Gronkowski for the most career 1,000-yard seasons by a tight end in league annals.

The Chiefs claimed veteran DE Terrell Suggs off waivers from the Arizona Cardinals, bringing in additional veteran leadership and a championship resume for the final weeks of the season. The move shored up a defensive line position that had seen two regular contributors - Alex Okafor and Emmanuel Ogbah - suffer season-ending injuries.

The club's Week 16 (12/22) matchup pitted Head Coach Andy Reid vs. one of his pupils, Chicago Bears Head Coach Matt Nagy, who spent five seasons on the Chiefs coaching staff under Reid, including two years as Offensive Coordinator. The club left the Windy City with a 26-3 win, extending its winning streak to five games. It marked the seventh-consecutive year that the club had a minimum of a five-game winning streak under Head Coach Andy

Reid. It was also the seventh road win of the season for the Chiefs, a total that hadn't been reached since a 7-0 road record during the 1966 AFL campaign.

Kansas City wrapped the season with a 31-21 Week 17 (12/29) win against the Los Angeles Chargers at Arrowhead, giving the club a 6-0 record against AFC West foes for the

LAMAR HUNT TROPHY COMES HOME



Norma Hunt, late wife of Chiefs Founder Lamar Hunt, kisses the Lamar Hunt Trophy on stage following the AFC Championship Game at Arrowhead Stadium as Chiefs Chairman and CEO Clark Hunt looks on. Since the trophy for the AFC champions was renamed

second time under Reid (2016). RB Damien Williams added an 84-yard touchdown run, while rookie WR Mecole Hardman returned a kickoff 104 yards for a touchdown, the third-longest kick return score in franchise history. A Chiefs win, paired with a Miami Dolphins win over the New England Patriots secured the No. 2 seed and a first-round bye for the Chiefs in the playoffs.

2020 — In the AFC Divisional round of the playoffs against the Houston Texans (1/12), the Chiefs overcame a 24-point deficit to earn a 51-31 victory, setting numerous franchise records and tying for the fourth-largest comeback in NFL postseason history at the time. QB Patrick Mahomes threw five touchdown passes, tying for the fourth-most scoring throws in a postseason game in NFL history at the time. Both Kelce and Williams found the end zone three times in the game. DE Clark recorded 3.0 sacks and the Chiefs defense tallied 5.0 total sacks. Sorensen was responsible for two momentum-altering plays in the game's second quarter, stopping a fake punt attempt on 4th-and-4, and forcing a fumble on Houston's next kickoff return, with both plays resulting in Kansas City touchdowns.

For the second-consecutive season, the club played for the Lamar Hunt Trophy in Kansas City, hosting the Tennessee Titans in the AFC Championship Game at Arrowhead Stadium (1/19). The five degree wind chill at kickoff tied for the sixth-coldest game at Arrowhead since 1994. After falling behind 10-0 early, the Chiefs overcame two separate 10-point first-half deficits behind two Mahomes touchdown passes to WR Tyreek Hill, as well as a 27-yard touchdown run by the quarterback, giving the Chiefs a 21-17 halftime advantage. A three-yard touchdown rush by RB Damien Williams and a 60-yard touchdown reception by WR Sammy Watkins put the game out of reach, giving the Chiefs a 35-24 victory. The Hunt family raised the Lamar Hunt Trophy as AFC Champions for the first time in franchise history, doing so in front of Chiefs Kingdom inside Arrowhead Stadium.

Six Chiefs players were named to the AFC Pro Bowl roster, but could not attend due to Super Bowl LIV. Clark, DT Chris Jones and rookie KR Mecole Hardman each earned their first Pro Bowl nods, while Mahomes earned his second Pro Bowl appearance. Hill was named to the Pro Bowl for the fourth time and Kelce was selected for the fifth time.

When the club got to Miami, Florida, to prepare for Super Bowl LIV against the NFC

LOMBARDI TROPHY IS KANSAS CITY'S AGAIN



champion San Francisco 49ers, the team practiced at The Baptist Health Training Facility in Davie, Florida, the practice facility for the Miami Dolphins. As the home team, the Chiefs wore their traditional red tops with white pants, and like had been the case in the home opener and the club's two postseason contests at Arrowhead, the team's end zone in Super Bowl LIV was painted gold to honor the club's 60th season.

Kansas City jumped out to a 10-3 lead in the second quarter of Super Bowl LIV against the 49ers on Sunday, Feb. 2, but the teams went into halftime tied at 10. San Francisco scored 10 third-quarter points, taking a 20-10 lead into the fourth quarter. Facing 3rd-and-15 with approximately seven minutes left in the game, Mahomes found Hill for a 44-yard reception, shifting the game's momentum and setting up an eventual one-yard touchdown pass to Kelce with just over six minutes left in the game.


Kansas City's defense forced a three-and-out, and took a 24-20 lead on a five-yard touchdown pass from Mahomes to Williams. On the following defensive series, Clark sacked 49ers QB Jimmy Garoppolo on 4th-and-10 to give Kansas City the ball back with less than two minutes to play. Williams broke a 38-yard touchdown run to give the Chiefs 21-unanswered points and a 31-20 lead, while DB Kendall Fuller clinched the game with an interception, allowing the Chiefs to run out the clock for the club's second Super Bowl championship, and first since the 1969 season.

QB Patrick Mahomes earned the Pete Rozelle Trophy after being named the game's MVP on 26 of 42 passing for 286 yards with two passing touchdowns to go along with a rushing touchdown. Mahomes became the youngest quarterback and third-youngest player to win the Super Bowl MVP award. The 10-point comeback tied for the second-largest comeback in Super Bowl history, while the Chiefs became the first team to record three comebacks of at least 10 points in a single postseason in NFL history.

It marked the first Super Bowl victory as a head coach for Andy Reid, whose Eagles played in Super Bowl XXXIX following the 2004 season during his tenure in Philadelphia. As an assistant coach, Reid appeared in two Super Bowls with Green Bay following the

KC TURNS RED FOR PARADE AND RALLY

On Wednesday, Feb. 5, Kansas Citians and Chiefs fans from all over lined Grand Boulevard in downtown Kansas City and packed together in front of Union Station for the Chiefs Kingdom Champions Parade and Rally as the entire team and city celebrated the club's first championship in 50 years. At right, QB Patrick Mahomes celebrates with fans along the parade route, as well as the view of Chiefs fans in front of Union Station and on the north lawn at Liberty Memorial at the National World War I Museum.



1996 and 1997 seasons, earning an NFL championship with the Packers in Super Bowl XXXI following the 1996 season.

The club's Super Bowl celebration tour was short-lived as the global coronavirus pandemic halted traditional offseason activities and moved OTAs and the 2020 NFL offseason to virtual platforms.

The club retained a number of regular contributors in free agency, including FB Anthony Sherman, WR Demarcus Robinson, DT Mike Pennel, CB Bashaud Breeland and back-up QB Chad Henne, while also signing a few veteran players for depth, such as OL Mike Remmers and TE Ricky Seals-Jones.

Due to NFL policy during COVID-19, the club was unable to host training camp at Missouri Western State University in St. Joseph, instead holding camp practices at The University of Kansas Health System Training Complex and Arrowhead Stadium.

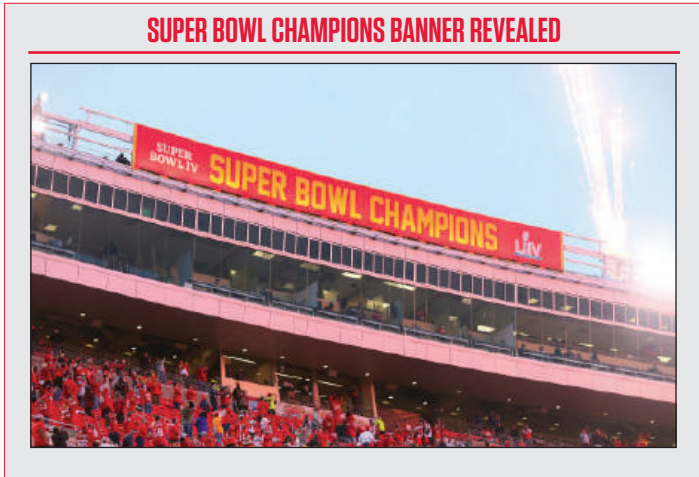
There were no preseason games in the 2020 NFL season due to the pandemic, but the Chiefs held two Season Ticket Member Days at Arrowhead during training camp with capacities of 2,000 and 5,000 fans.

Before the start of the season, the Chiefs agreed to notable contract extensions with three key members of the Super Bowl LIV championship team: Patrick Mahomes, Chris Jones and Travis Kelce.

On Sept. 1, players, coaches and staff received their Super Bowl rings at a ceremony held inside Arrowhead Stadium.

The Chiefs opened the 2020 season at Arrowhead Stadium against the Houston Texans, a rematch of the AFC Divisional round game the previous season, in the NFL Kickoff game on Thursday, Sept. 10. A new array of stadium health and safety policies were implemented in response to the ongoing global pandemic and stadium capacity was limited to approximately 22 percent for all Chiefs home games for the entirety of the 2020 season. Before the game, the Chiefs celebrated the franchise's second Super Bowl title with a short

on-field ceremony that concluded with the unveiling of a new championship banner inside the stadium.



The Chiefs picked up where they left off the previous season and defeated the Texans, 34-20, behind 138 rushing yards and a score from rookie RB Clyde Edwards-Helaire in his first career game in a Chiefs uniform.

The Chiefs won the subsequent three games, becoming the first team in NFL history with four-consecutive seasons starting 4-0. Their victory against the Patriots in Week 4 (10/5) also marked the club's 13th-consecutive win (regular and postseason), the most consecutive wins in franchise history.

Kansas City suffered its first loss of the season in Week 5 (10/11) against the Raiders, 40-32, in a hard-fought contest that came down to the wire.

The club rebounded with four-consecutive victories to head into the Week 10 bye with a record of 9-1. During that span, the Chiefs made a splash by signing two-time first-team All-Pro RB Le'Veon Bell to a one-year contract on Oct. 17. Bell played his first game as a Chief in Week 7 (10/25) against the Broncos, recording six carries for 39 yards.

For the first time ever, Arrowhead Stadium was also used as a polling location for the 2020 General Election on Nov. 3, successfully providing another site for residents of Jackson County to exercise their right to vote.

The Chiefs kept on rolling after the bye, winning their next six games in a row. Their 10-game win streak tied for the longest such streak in a single regular season in franchise history.

Most notably during that stretch, the Chiefs defeated the Tampa Bay Buccaneers in Week 12 (11/29) on the road behind historic performances from Mahomes and Hill. Hill tallied a single-game career-high 269 receiving yards on a career-high 13 receptions (20.7 avg.) with three touchdowns in the game. His 269 receiving yards are the second-most in a single-game in franchise history, trailing only WR Stephone Paige (309). Hill recorded 203 receiving yards in the first quarter of the game, becoming the third player since 1980 with at least 200 receiving yards in a single quarter, joining Qadry Ismail (210, 3rd quarter, Dec. 12, 1999) and Lee Evans (205, 1st quarter, Nov. 19, 2006). Mahomes' 462 passing yards in the game are the second-most single-game passing yards in his career and the fourth-most single-game passing yards in franchise history. His 359 first-half yards are the most by any quarterback in the first half of a regular season game since at least 1991.

Against another formidable NFC South opponent, the Chiefs battled to a 32-29 victory on the road in a showdown with the New Orleans Saints in Week 15 (12/20) to cap off the first perfect 8-0 road record in club history. Edwards-Helaire suffered a high ankle sprain in the contest which would keep him sidelined through the Divisional round (12/27) of the playoffs.

With a victory in Week 16 against the Atlanta Falcons, the Chiefs clinched the No. 1 seed in the AFC and earned a bye in the first round of the playoffs for the third-consecutive season. The win also improved Kansas City to a record of 14-1, marking the first-ever 14-win regular season in franchise history.

2021 — With the first-round bye already locked up, many of the team's starters rested in a Week 17 home matchup with the Los Angeles Chargers (1/3). The Chargers came away with the win, but many of Kansas City's backups, such as QB Chad Henne, got valuable playing time in the game which would prove to be helpful in the postseason.

At the conclusion of the regular season, seven Chiefs were selected to the Pro Bowl: QB Patrick Mahomes, TE Travis Kelce, WR Tyreek Hill, T Eric Fisher, DT Chris Jones, S Tyrann Mathieu and DE Frank Clark. Kelce, Hill and Mathieu were also each named first-team AP All-Pro while Mahomes and Jones earned second-team All-Pro honors.

Several Chiefs finished among the league's best statistically for the regular season. Mahomes was second in the league in passing yards with 4,740. Mathieu was third in the NFL with six interceptions, and ranked first among all safeties. The two primary pass-catchers for the Chiefs, Kelce (1,416) and Hill (1,276) ranked second and eighth in the league, respectively, in receiving yards. Overall, Kelce and Hill each had historic seasons in 2020. With then career-highs in receptions (105) and receiving yards (1,416), Kelce became the first tight end in NFL history with multiple seasons of 100+ receptions in his career (2018 and 2020), while his 1,416 receiving yards were the most-ever by a tight end in NFL history, passing 49ers TE George Kittle's previous record of 1,377 yards set in 2018. He became the first Chiefs player to record multiple seasons with 100 or more receptions. His 105 receptions in 2020 were the most receptions by a player in a single-season in franchise history, breaking his own record of 103 receptions set in 2018. His 1,416 receiving yards were the second-most receiving yards by any pass catcher in Chiefs history. Then, with a career-high 15 receiving touchdowns, Hill tied Dwayne Bowe's franchise record for most single-season touchdown receptions.

Following the bye in the first round of the playoffs, the Chiefs hosted the Cleveland Browns in the AFC Divisional round at Arrowhead Stadium (1/17). Cleveland was coming off a victory against the No. 3-seeded Pittsburgh Steelers on Wild Card Weekend.

The Chiefs looked dominant early on in the contest, taking a 19-3 lead into halftime. However, with 7:27 remaining in the third quarter, Mahomes took a hit which sent him into the concussion protocol and took him out for the remainder of the game, shifting the momentum toward Cleveland. Mahomes was replaced by QB Chad Henne, who was making the first postseason appearance of his career. The Browns cut the lead to 22-17 in the fourth quarter and had a chance to retain possession and go for the win if they could stop the Chiefs offense one more time. However, Henne stepped up with some late-game heroics on the final drive of the game. With a 13-yard scramble on a 3rd-and-14 with under two minutes remaining followed by a 4th-and-1 conversion on pass to Hill to seal the win for Kansas City, Henne sent them to their third-consecutive AFC Championship Game at home. Henne's performance prompted Mahomes to tweet after the game: "#HenneThingsPossible."

Over the course of the next week, Mahomes passed the concussion protocol and became eligible to start in the AFC Championship Game at home against the Buffalo Bills (1/24). The Chiefs became the first team in NFL history to host three-consecutive AFC Championship Games with the only other being the 2002-04 Philadelphia Eagles, also coached by Reid. With his start, Mahomes became the 12th quarterback since the 1970 merger to start in three-consecutive conference championship games and the first to accomplish the feat prior to his 26th birthday. He also became the first quarterback ever to accomplish the feat in his first four seasons in the league.

The Bills started fast, getting out to a 9-0 lead to open the game. But an offensive explosion by the Chiefs in the second quarter with three unanswered touchdowns by Hardman, Williams and Edwards-Helaire would put them ahead 21-9. Behind two touchdown receptions by Kelce and some solid defensive play in the second half, Kansas City would ultimately win the game by a final score of 38-24, hoisting the Lamar Hunt Trophy and advancing to the Super Bowl for the second season in a row.

Although Kansas City was victorious, they lost a key component of the offense in the AFC Championship Game as Fisher suffered a torn Achilles tendon which would force him to miss Super Bowl LV.

LAMAR HUNT TROPHY STAYS IN KANSAS CITY



The Kansas City Chiefs hoist the Lamar Hunt Trophy during the postgame celebration following the AFC Championship Game at Arrowhead Stadium. This marked the first time in franchise history that the Chiefs won back-to-back AFC Championships. This game also marked the first time in NFL history that the AFC Championship Game was held at the same stadium for three consecutive years.

The Chiefs would face off against the Tampa Bay Buccaneers in Super Bowl LV on Feb. 7, 2021 in a rematch of the Week 12 regular season matchup. With the game being played at Raymond James Stadium in Tampa, it marked the first time in NFL history that a team would play a Super Bowl in its home stadium.

Due to COVID-19 protocols, the events leading up to the Super Bowl were held virtually and the Chiefs did not arrive in Tampa until the day before the game.

Although the Chiefs won the regular season matchup, the Buccaneers controlled the majority of the contest. Tampa Bay, led by Brady and a stout defensive front, limited the Chiefs to just nine points on three field goals by Butker en route to claiming the Lombardi Trophy and preventing a Kansas City repeat with a final score of 31-9.

A few weeks into the offseason on March 4, the Kansas City Chiefs and GEHA announced that GEHA will be the exclusive naming rights partner for Arrowhead Stadium. Beginning with the 2021 NFL season, the home of the Chiefs would become known as GEHA Field at Arrowhead Stadium.

The top players and coaches of the 2020 NFL season were honored at the annual 101 Awards on March 6 in a virtual event. Clyde Edwards-Helaire was named the Mack Lee Hill Award winner for the team's top rookie or first year player while Travis Kelce was the recipient of the Derrick Thomas Award as the team's Most Valuable Player.

On March 11, the club announced that they had released tackles Fisher and Schwartz, leaving holes along the offensive line.

The Chiefs immediately worked to solve that problem and bolster the offensive line by signing guards Joe Thuney and Kyle Long on the first day of free agency a week later, followed by C Austin Blythe at the end of the month. The club also signed DT Jarran Reed as a new addition to the defensive line.

The week of the 2021 NFL Draft, the Chiefs made a splash with a trade to acquire two-time Pro Bowl offensive tackle Orlando Brown from the Baltimore Ravens. The Chiefs traded their 2021 first-round pick (31st overall), third-round pick (94th overall) and a fourth-round pick (136th overall), along with a 2022 fifth-round pick in exchange for Brown, a second-round pick in 2021 (58th overall) and a sixth-round pick in 2022.

Kansas City Chiefs Chairman and CEO Clark Hunt announced on May 1 that former center Tim Grunhard is the 2021 inductee into the Chiefs Hall of Fame. Grunhard was the 50th individual and 46th player to earn this coveted honor. Grunhard, a Pro Bowl center, spent 11 years with the Kansas City Chiefs (1990-2000), appearing in 169 games with 164 starts, including a streak of 120 straight starts from Sept. 5, 1993 - Oct. 29, 2000, the fourth-longest starting campaign in franchise history. His toughness and grit helped pave the way for Marty Schottenheimer's physical running attack that was a staple of Chiefs football in the 1990s.

After a year away due to Covid, on July 23, rookies and quarterbacks reported to Missouri Western State University in St. Joseph, Mo. for Chiefs training camp. This marks the first season in NFL history where teams played 17 regular season games and only one team had first-round bye for the playoffs.

The Chiefs went 3-0 in preseason games against San Francisco, Arizona and Minnesota, with the first two being road games.

Kansas City began the 2021 regular season in a divisional round rematch at home against the Cleveland Browns. After the Browns took an early lead going into half time, the Chiefs ended up winning 33-29. They sealed the win on a late interception by CB Mike Hughes, a 197 yard game from Hill and two touchdowns from Kelce.

The team struggled early in the season. After seven games, the Chiefs were 3-4 and sat at the bottom of the AFC West for the first time in the Patrick Mahomes era.

The club played in Philadelphia in Week 4 of the regular season (10/3). With a 42-30 win over his former team in his return to the City of Brotherly Love, Head Coach Andy Reid earned his 100th total win with the Chiefs (93 regular season, seven postseason). When paired with his 140 total victories at the helm of the Philadelphia Eagles from 1999-2012, he became the first head coach in NFL history to accumulate 100 total victories with two separate franchises.

The Chiefs went on an eight game win-streak, winning nine of their last 10 games of the season after the 3-4 start.

During that win streak, Kansas City played the Raiders twice with a combined total 89-23. In the first matchup, Mahomes threw for five touchdowns, Williams posted 144 scrimmage yards and a touchdown, while Kelce had 119 yards on eight receptions. P Tommy Townsend completed an 18-yard pass to WR Marcus Kemp on a fake punt to extend a fourth-down play in the fourth quarter. The Chiefs ended up winning 41-14. In the second matchup, in Kansas City, the Chiefs ran away with the win scoring 48 points to the Raiders nine. Mahomes went 20 for 24 on completions for 258 yards and two touchdowns while Edwards-Helaire added two rushing touchdowns. The Kansas City defense completely dominated, not letting Las Vegas get into field goal range until the end of the second quarter. The defense sacked Raiders QB Derek Carr four times for a total loss of 17 yards.

Kansas City played the Dallas Cowboys (11/21) at home right before the bye week, making it their fourth win in a row. Jones established a single-game career-high with 3.5 sacks (-20.0 yards) of Dallas QB Dak Prescott, including sacks on back-to-back plays in the second quarter with a forced fumble on the second of the two sacks. In addition to a single-game career-high, it marked the club's first time having a player record 3.5 or more sacks in a game since OLB Dee Ford recorded 3.5 sacks at Indianapolis on Oct. 30, 2016. It ties for the ninth-best single-game sack performance in team history. For Jones, it marked his 11th-career multi-sack performance and his first multi-sack game since recording 2.0 sacks vs. Cleveland (9/12/21) to open the 2021 season. For the fourth game in a row, the Chiefs defense allowed 17 or fewer points while also allowing 350 or fewer total yards to the opposing offense.

The Chiefs won both of their games against the Denver Broncos during this season, registering their 13th-consecutive victory against the Broncos dating back to the 2015 season. That extended the club's record for longest winning streak against a single opponent in franchise history, and tied for the sixth-longest winning streak against a single opponent in NFL history (since 1970). In the second matchup versus the Broncos (1/8), Hardman recorded his career first 103-yard game on eight receptions. At halftime, the Chiefs were down 14-10. RB Jerick McKinnon caught a 14-yard pass from Mahomes to put Kansas City up 17-14. The Broncos came back with a touchdown and Butker netted a field goal, making the score 21-20 Broncos in the fourth quarter. With 7:42 left in the fourth, DE Melvin Ingram forced a fumble of Broncos RB Melvin Gordon and rookie LB Nick Bolton took the ball to the house on a 86-yard fumble recovery to give the Chiefs the lead at 28-21. The Broncos scored a field goal with four minutes left to make the final score 28-24, Chiefs.

After losing to the Chargers earlier in the season during Week 15, Kansas City traveled to LA to take on the Chargers for the second time this season. The Chiefs extended their win streak in an overtime thriller to beat the Chargers 34-28. Kelce recorded a career-high 191 yards on 10 receptions with two receiving touchdowns, including a fourth-quarter seven-yard score and the game-winning 34-yard catch-and-run touchdown in overtime. The contest marked Kelce's franchise-record-extending 29th career 100-yard receiving game, ranking as the third-most by a tight end in NFL history. Hill finished the game with 12 receptions for 148 yards and a touchdown. It marked his third 100-yard receiving game of the season and his 18th-career 100-yard performance. Per ESPN Stats and Info, for the second time in their careers, Kelce and Hill each had at least 10 receptions and 100 receiving yards. They're the first duo in NFL history with multiple such games. The first time they did it was Week 11 (11/19/18) at the Los Angeles Rams.

Throughout the last five home games of the year, the Chiefs defense held teams to 10 or less points, outscoring teams in a combined score of 98-44. The Chiefs are tied for fifth in the most consecutive home games allowing 10 or fewer points, regular and postseason, since 1970. During this stretch, the defense registered 314 total tackles, 15 sacks and nine interceptions, including a 75 yard interception returned for a touchdown against Denver by S Daniel Sorensen (12/05/21).

Kansas City won at least 12 games in each of the past four seasons, becoming the fifth team in NFL history to record at least 12 victories in four consecutive seasons. The Chiefs join the New England Patriots (8, 2010-17), Indianapolis Colts (7, 2003-09), Denver Broncos (4, 2012-15) and Dallas Cowboys (4, 1992-95). This season also marked the third time since 1990 that a team won 12+ games after winning no more than three of their first seven contests in the same season.

2022 — Kansas City closed out the regular season with a loss to the Cincinnati Bengals (1/2), breaking their eight game win streak and with a win at Denver (1/8).

The Chiefs set a number of new franchise records during the 2021 regular season, including most passes completed (448), most passes attempted (675), most passes completed in consecutive seasons (868), most passes attempted in consecutive seasons (1,305), most net passing yards in consecutive seasons (9,645), most first downs (419) and most passing first downs (267). The team also moved into top-five spots in a number of statistical categories, including most net yards (6,746), most net passing yards (4,791), most total touchdowns (57), most offensive touchdowns (53), most points scored (480) and most first-quarter points scored (130).

Defensively, rookie Bolton led the team in tackles with 112 total tackles and 11 tackles for loss. Jones led the team in sacks with 9.0 for a loss of a total 65.5 yards. Mathieu led the team in interceptions with three, while LB Willie Gay, CB L'Jarius Sneed, Sorensen and CB Charvarius Ward tied for second most with two interceptions. Both Mathieu and Sorensen returned interceptions for touchdowns.

After not receiving the first round bye, Kansas City hosted the AFC Wild Card against the Pittsburgh Steelers, a team they just played three weeks prior. The first time the two teams played, the Chiefs clinched the AFC West division title for a record setting sixth-consecutive time, breaking the previous three-way tie for the longest streak of consecutive division titles in AFC West history (5; Oakland, 1972-76; Denver 2011-15). The sixth-consecutive division title in 2021 tied for the third-longest streak in NFL history dating back to 1970. Reid won his 102nd regular season game in Kansas City, passing Chiefs Hall of Fame coach Marty Schottenheimer (101) for sole possession of second place in franchise history. Reid now only trails PFHOF coach Hank Stram's franchise record of 124 regular season victories.

The Chiefs beat the Pittsburgh Steelers 42-21 in the Wild Card round, scoring the third-most points in a postseason game in franchise history, trailing behind only performances of 51 points vs. Houston in the 2019 AFC Divisional round (1/12/20) and 44 points at Indianapolis in the AFC Wild Card round (1/4/14). Kelce recorded five receptions for 108 yards with a touchdown reception and adding a two-yard touchdown pass to WR Byron Pringle. Kelce also recorded his seventh-career 100-yard postseason receiving game, which ranks as the second most 100-yard receiving games in NFL history, trailing only PFHOF WR Jerry Rice (8). The game was Kelce's fourth-straight 100-yard postseason game, tied for longest such streak in NFL postseason annals with WR Larry Fitzgerald (1/3/09 – 2/1/09) and WR Antonio Brown (1/3/15 – 1/15/17). With his two-yard touchdown pass to Byron Pringle in

the fourth quarter of the game, Kelce became just the second tight end in NFL history to throw a touchdown pass in the postseason, joining Trey Burton, who completed a one-yard touchdown pass to QB Nick Foles for the Philadelphia Eagles in Super Bowl LII (2/4/18).

For the second time in the season, Kansas City hosted the Buffalo Bills, but this time it was for the AFC Divisional round. The game ended in stellar fashion with an eight yard overtime touchdown grab by Kelce for the Chiefs to win 42-36. Kansas City recorded 552 total net yards of offense in the win, setting a new franchise record for a postseason game. Mahomes finished the game completing 33 of 44 passes (75.0%) for 378 yards with three touchdowns and no interceptions, good for a 123.1 passer rating. His 33 completions are the most in a single postseason game in franchise history, his 44 attempts are the fourth most in a single postseason game in franchise history and his 75.0 completion percentage is the fourth-best single-game mark in franchise postseason history. Mahomes added seven carries for a game-high 69 yards (9.9 avg.) and added an eight-yard touchdown rush. His 69 rushing yards are the most by a quarterback in a single postseason game in franchise history. Hill caught 11 passes for 150 yards (13.6 avg.) with a 64-yard touchdown in the game. His 11 receptions are the second-most by a player in a single postseason game in franchise history.

The Chiefs won six consecutive playoff games at GEHA Field at Arrowhead Stadium, extending the club's franchise record and tying for the 10th-longest home playoff winning streak in NFL history, dating back to the 1970 merger. The win over the Bills and a Tennessee Titans loss allowed the Chiefs to host a fourth-consecutive AFC Championship game. Kansas City became the first team in NFL history to host three home playoff games.

The Chiefs hosted the Cincinnati Bengals in the AFC Championship game (1/30). Kansas City started off hot taking a 21-10 lead going into halftime. Mahomes threw three touchdowns (10 yards to Hill, five yards to Kelce and three yards to Hardman) on 26 of 39 passing, with 275 passing yards. The Bengals quickly caught up as the Chiefs offense stalled in the second half, making the game 24-21. Butker tied the game at 24-24 to advance into overtime for a second game in a row. The Chiefs lost 27-24 on a field goal made by Bengals kicker Evan McPherson.

Kelce, Sorensen and LS James Winchester all appeared in their 15th career postseason game with the club, establishing a new franchise record for most postseason games played. With his 10 catches in the Bengals game, Kelce owns 106 career postseason receptions, passing Rob Gronkowski for the most by a tight end in NFL history and the third-most by any player in league history.

The top players and coaches of the 2021 NFL season were honored at the annual 101 Awards on March 26 in a virtual event. LB Nick Bolton was named the Mack Lee Hill Award winner for the team's top rookie or first year player while S Tyrann Mathieu was the recipient of the Derrick Thomas Award as the team's Most Valuable Player.

Throughout the offseason, the Chiefs lost more than two dozen contributors from the 2021 season, many of whom were also core players for the club's back-to-back Super Bowl appearances in 2019 and 2020. Between free agency and trades, General Manager Brett Veach was able to re-stock the Chiefs roster with players at key positions of need on both sides of the ball.

Defensively, the Chiefs orchestrated two key transactions in March. First, Clark restructured his contract and on March 17, the Chiefs agreed to terms with former Houston

Texans S Justin Reid. With the loss of Mathieu in free agency, Reid brought veteran experience and quickly emerged as a new leader on defense.

During the month of March, the Chiefs also made major moves to their wide receiver room. On March 20, the Chiefs signed WR JuJu Smith-Schuster as a free agent. Three days later, the Chiefs traded Hill to the Dolphins for five draft picks: a 2022 first-round pick (29th overall), second-round pick (50th overall) and fourth-round pick (121st overall), along with fourth- and sixth-round picks in the 2023 NFL Draft. A couple of days later, on March 24, the Chiefs signed wide receiver Marquez Valdes-Scantling to continue transforming the receiver position.

Other offensive offseason moves the Chiefs made included signing RB Ronald Jones II in free agency and re-signing McKinnon. Between the two, the Chiefs added 12 years of NFL experience and six playoff berths. Both had also been a part of Kansas City's two recent Super Bowls appearances, although sporting the opposing teams' colors (Jones II with the Buccaneers in 2020 and McKinnon with the 49ers in 2019).

Through late April into early May, the Chiefs drafted 10 players and signed 11 players in college free agency. The Chiefs 2022 draft class was loaded with defensive talent. In the first round, the Chiefs picked up CB Trent McDuffie and DE George Karlaftis. The Chiefs added more talent to the receiver room with the addition of Skyy Moore in the second round.

Kansas City Chiefs Chairman and CEO Clark Hunt announced on April 30 that former fullback Kimble Anders would be the 2022 inductee into the Chiefs Hall of Fame. Anders was the 51st individual and 47th player to earn this coveted honor. Anders spent his entire 10-year NFL career with the Kansas City Chiefs (1991-2000), appearing in 125 games with 94 starts. His 125 games played for the team are tied for the second most by a running back or fullback in franchise history. Anders was named to three-straight Pro Bowls following the 1995-97 seasons, becoming the first running back or fullback in franchise history to earn three consecutive trips to the NFL's annual all-star game.

On May 12, the National Football League announced the regular season schedule for the 2022 season. The Chiefs were slated to play in five prime time contests in the announcement, including three nationally televised games at GEHA Field at Arrowhead Stadium. No other team has more than five prime time slots. The regular season schedule featured nine games versus eight playoff teams from 2021.

On June 16, Kansas City was named one of 11 U.S. host cities for the 2026 FIFA World Cup. The Kansas City Sports Commission, along with the Chiefs, Sporting KC, the Royals and elected officials had been working on the city's bid for seven years before FIFA made its announcement. Any 2026 World Cup matches in Kansas City will be contested at GEHA Field at Arrowhead Stadium. Renovations will have to be made to convert the American football stadium into a regulation FIFA fútbol pitch. Chiefs Founder Lamar Hunt was a known soccer fan and played an integral role in the popularization of soccer in the U.S. Chiefs Chairman and CEO Clark Hunt said his father would be "over the moon" to have the honor to host World Cup games at GEHA Field at Arrowhead Stadium.

Coaches, rookies and quarterbacks reported to Missouri Western State University for Chiefs Training Camp presented by Mosaic Life Care on July 22, while camp opened to fans on Wednesday, July 27. This marked the club's 12th training camp at MWSU in St. Joseph, Mo.

Arrowhead Events closed out the summer with country stars Kenny Chesney and George Strait (with Chris Stapleton) performing at GEHA Field at Arrowhead Stadium on July 2nd and July 30th, respectively, before turning attention to the preseason. The Chiefs

kicked off August and their preseason slate by taking on the Chicago Bears on the road, falling 19-14. The team rallied to defeat their final two preseason opponents, taking down Washington 24-14 and Green Bay 17-10 at GEHA Field at Arrowhead Stadium. General Manager Brett Veach and his personnel staff evaluated the roster making a move to acquire DE Carlos Dunlap and keeping all 10 draft picks on the roster to head into the regular season.

On August 24th, Chiefs Kingdom suffered the loss of Hall of Fame QB Len Dawson. Dawson was elected to the Pro Football Hall of Fame both as a player and a broadcaster, and was a figurehead of the Kansas City community. Dawson helped lead the Chiefs to their first two Super Bowl appearances, and first Super Bowl win. Dawson earned seven All-Star/Pro Bowl accolades and was twice a first-team All-Pro in his career. To honor Dawson, many players, coaches and staffers donned Len Dawson tribute hoodies as the Chiefs took the field against the Green Bay Packers. The team also unveiled a No. 16 helmet decal on their helmets which the team would wear for the entirety of the 2022 season. After taking a moment of silence to honor Dawson, Chiefs QB Patrick Mahomes, along with many other starters who typically would not have played in this preseason game, took the field in a "choir huddle" formation – a signature of Dawson's.

The club's 2022 regular season start was marked by four major events for the Chiefs organization, including the Kansas City Chamber of Commerce and the Chiefs hosting The Kickoff Luncheon. The excitement continued when for the first time in Kansas City history, the Chiefs worked alongside the First Fridays committee to create "First Fridays with the Chiefs" in anticipation of the team's season opener in Arizona. On Sept. 8th, the Kansas City Chiefs opened their second Chiefs Fit flagship location which opened just in time for Red Friday, a day of giving, on Sept. 9th, with net proceeds benefiting the Ronald McDonald House. The Chiefs sold Red Friday flags at participating McDonalds locations, bringing Chiefs Kingdom together for good. In the past nine years, these efforts have raised more than \$4.6 million dollars for families in the Kansas City area who are supporting children suffering from an illness.

The 2022 season opened on the road against the Arizona Cardinals (9/11) at State Farm Stadium, the host site of Super Bowl LVII in February 2023. Despite the youth on the team, the Chiefs had a dominant performance. Mahomes threw for 360 yards and five touchdowns with a quarterback rating of 144.2. Mahomes' performance marked the sixth time in his career in which he's had five or more touchdown passes. Rookie running back Isiah Pacheco rushed for 62 yards with a long of 22 yards and one touchdown. The Chiefs foreshadowed their return to State Farm Stadium with a 44-21 victory over the Cardinals. It was the club's eighth straight season-opening victory.

The Chiefs had their home opener and hosted the inaugural Thursday Night Football on Amazon Prime game (9/15). The club started its season at GEHA Field at Arrowhead Stadium with a close match against the Los Angeles Chargers. Chiefs rookie CB Jaylen Watson had a 99-yard pick-six to put the Chiefs up 24-17 in the fourth quarter in the eventual 27-24 win. Jones was able to get to Chargers QB Justin Herbert for 2.0 sacks (-8.0 yards) which moved him into the top five for career sacks in Chiefs history with 51.5.

In Week 4 of the regular season, the Chiefs took on the Tampa Bay Buccaneers (10/2) led by QB Tom Brady in what would be his final season. Against a defense that had not allowed more than 14 points to an opponent and had allowed just 27 points through the first three weeks, the Chiefs offense put up 41 points.

Mahomes made a quick trip to Lubbock, Texas, in October where he became the eighth player to be enshrined in Texas Tech's most prestigious group of athletes, the Ring of Honor, before the Chiefs took on the Las Vegas Raiders in Week 5 (10/10) for the Crucial Catch game which aims to raise awareness and funds for diagnosing and treating cancers. The Chiefs were able to pull off a 30-29 win with a historic performance from Kelce as he found the end zone for all four of Mahomes' touchdown passes. With just 25 receiving yards, Kelce tied the franchise record for most receiving touchdowns in a game (RB Jamaal Charles 12/15/13). The team then took on the Buffalo Bills (10/16) at home suffering a 24-20 loss against their foe before going back on the road to San Francisco to take on the 49ers (10/23) and close out October. The Chiefs walked away with a win after putting up 44 points against San Francisco's defense who had previously averaged just 14.8 points allowed per game and no more than 28 points all season.

The Chiefs Week 9 matchup against Tennessee went into overtime, marking the first overtime game and overtime victory of the Chiefs 2022 season. Butler connected on a 28-yard go-ahead field goal giving the Chiefs the 20-17 lead in overtime. During the Titans matchup, the Chiefs honored Chiefs legend and former fullback Kimble Anders with his induction into the Chiefs Hall of Fame. Finally, the Titans game marked the first game in a Chiefs uniform for WR Kadarius Toney after Veach and company acquired Toney in a trade with the New York Giants.

In Week 10, the Chiefs returned to the GEHA Field at Arrowhead Stadium to defeat Trevor Lawrence and the Jacksonville Jaguars (11/13) 27-17 after a scrappy matchup in which Mahomes had 331 yards passing for four touchdowns to four different receivers (TE Travis

DT Chris Jones during the Chiefs 44-23 victory over San Francisco.



Kelce, WR Kadarius Toney, WR Marquez Valdes-Scantling and TE Noah Gray). This also marked the Chiefs Salute to Service game honoring active military service members and veterans.

While hosting the Los Angeles Rams on November 27th, the Chiefs celebrated American Indian Heritage Month in a variety of ways. Prior to kickoff, the Blessing of the Four Directions was conducted by Alan Fletcher, Chief/Spokesman of the Cheyenne and Arapaho Tribes of Oklahoma and Chief of the Choctaw Nation of Oklahoma Chief Gary Batton. Many other members of Native tribes were honored throughout the game. The Chiefs defeated the Rams 26-10 before embarking on a three-game road stretch.

The Chiefs started their time on the road with an AFC Championship rematch against the Cincinnati Bengals. The two teams met on December 4th with the Bengals barely outscoring the Chiefs, 27-24. Over 20 Chiefs players participated in the Week 13 League initiative, My Cause My Cleats, in which players had the opportunity to pick a cause important to them and represent their chosen organization on custom-designed cleats.

Upon returning to Kansas City, Mahomes hosted the third-annual 15 and the Mahomies Gala where his charity gave out nearly \$400,000 in charity grants. Many of his Chiefs teammates came to support the event which supports initiatives focusing on health, wellness and communities in need specifically for children. Mahomes was announced as the team's Walter Payton Man of the Year Nominee presented by Nationwide.

On the second week of the team's three-week road stretch, the Chiefs secured their first of two wins over the Broncos (12/11). Mahomes found Smith-Schuster for a four-yard pass to the end zone to put the Chiefs up by 12 heading into the fourth quarter after the Broncos scored 21 unanswered points. The game also marked a historic point in Kelce's career. With 71 receiving yards against the Broncos, Kelce eclipsed 10,000 career receiving yards, making him the fifth tight end in NFL history to surpass 10,000 receiving yards. The Chiefs won 34-28.

With just one victory and one tie before facing the Chiefs, the Texans put up a fight forcing the Chiefs into overtime but ultimately falling to the Kansas City offense. RB Jerick McKinnon sealed the game with a 26-yard rush into the end zone, rushing for 52 total yards and putting the Chiefs up 30-24 for the win. The victory over Houston also clinched the Chiefs seventh consecutive AFC West title.

On December 21st, seven Chiefs players were named to the 2023 Pro Bowl. The seven players selected from the Chiefs made them one of two teams with seven selections, with only the Eagles sending more (eight). The selections included: QB Patrick Mahomes, TE Travis Kelce, T Orlando Brown, G Joe Thuney, C Creed Humphrey, DT Chris Jones and P Tommy Townsend.

The Chiefs faced frigid temperatures on their Christmas Eve game versus the Seattle Seahawks but the holiday spirit helped propel them to a 24-10 win to close out 2022. With the victory over Seattle, the Chiefs completed another sweep of their NFC opponents, going 4-0 for the third consecutive season (NFC South, 2022; NFC East, 2021). RB Jerick McKinnon scored on a nine-yard pass from Mahomes, marking his sixth total touchdown over four weeks. McKinnon earned AFC Offensive Player of the Month for his performances.

2023 - To start the new year, the Chiefs took on the Broncos at GEHA Field at Arrowhead Stadium. The 27-24 win over the team's AFC West rival extended their win streak over Denver to 15; the franchise record for most consecutive wins against a single opponent. It is the third-longest win streak against a single opponent in NFL history and the longest active streak. QB Patrick Mahomes started his 2023 making history. With 328 passing yards, Mahomes surpassed the 5,000-yard mark for the season with 5,048 passing yards. This was his second season with 5,000+ passing yards (5,097 in 2018), making him just the third player in NFL history to record multiple seasons with 5,000+ passing yards. The only other players to do so are QB Drew Brees (five seasons) and QB Tom Brady (two seasons). Mahomes also became one of two players, joining Brees, with two career seasons of 5,000+ passing yards and 40+ touchdown passes. Only four other quarterbacks have managed the feat once.

To close out the regular season and divisional play, the Chiefs faced the Raiders (1/7) in Week 18, walking away with a 31-13 victory and going 6-0 against the AFC West. The club has now gone 6-0 against the AFC West three times under Reid (2016, 2019). With their 14th win of the season, it marked the second time in franchise history the club posted a 14-win season. Mahomes added to his records, breaking the NFL record for total yardage in a season with 5,614 yards, passing QB Drew Brees' previous mark of 5,562 yards from 2011. McKinnon stayed hot, recording another receiving touchdown, his ninth of the season. His touchdown extended his streak to six consecutive games with a touchdown reception. Bolton also rewrote history to close out the regular season. With 16 tackles against Denver, his season total moved to 180 tackles (108 solo), the most in Chiefs history in a single season. The previous record was held by LB Derrick Johnson with 179 tackles in 2011. Bolton also set a new record for 10+ tackle games in a season with 10 games.

The Chiefs earned the No. 1 seed, giving them a first-round playoff bye. The Chiefs had several more players honored for their performance through the 2022 regular season. QB Patrick Mahomes, TE Travis Kelce, DT Chris Jones and P Tommy Townsend all earned AP first-team All-Pro honors. G Joe Thuney and C Creed Humphrey earned second-team All-Pro selections. On January 19, 2023, the NFL announced that the Kansas City Chiefs had been designated to play one of two international games in Germany during the 2023 season.

On January 21st, the Chiefs started their postseason journey against the Jacksonville Jaguars. Kelce opened the game with an eight-yard touchdown reception from Mahomes before the Jaguars tied it back up. In the second quarter, GEHA Field at Arrowhead Stadium held their breath as Mahomes limped off the field with an injured ankle. Backup QB Chad Henne was put into the game and went on to drive 98 yards down the field sealing the scoring drive with a one-yard pass to Kelce. Both teams struggled to score in the third quarter, but Chiefs Butker converted a 50-yard field goal putting the Chiefs up 20-10. The Chiefs were able to hold off the Jaguars to advance to the AFC Championship Game after winning 27-20. On January 23rd, four Chiefs were named to the PFWA "All-NFL Team" including Mahomes, Kelce, DT Chris Jones and P Tommy Townsend.

The Chiefs faced the Cincinnati Bengals in the AFC Championship Game (1/29), a rematch of the 2021 AFC Championship Game in which the Bengals kept the Chiefs from going to their third straight Super Bowl. The game marked the fifth straight AFCCG game hosted at GEHA Field at Arrowhead Stadium. The speculation about Mahomes' ankle injury was a key storyline leading up to the highly anticipated matchup. Injuries plagued the Chiefs during the AFCCG with key receivers Smith-Schuster and Hardman both sustaining injuries making them unable to finish the game. Rookie WR Skyy Moore stepped up alongside WR Valdes-Scantling and practice squad receiver Marcus Kemp. Valdes-Scantling ended the day with 116 receiving yards and a touchdown deep in the back of the end zone. The Chiefs defense knew they had to step up and posted 5.0 sacks with DT Chris Jones leading the way with 2.0, which marked his first career postseason sacks. The rookies on the Chiefs defense didn't back down from the challenge. Rookie CB Jaylen Watson had a second-quarter interception only to be followed up in the fourth quarter with a pass deflection from rookie S Bryan Cook into the hands of fellow rookie CB Joshua Williams. With the game tied, Moore was called upon for punt returns after injuries sidelined the other punt returners. In the moment Chiefs Kingdom needed him, he delivered, returning it 27 yards and helping position

Butker for a 45-yard field goal to send the Chiefs to their third Super Bowl in four years.

The Chiefs returned to State Farm Stadium where they started their 2022 season in Glendale, Arizona. Super Bowl LVII held many emotions for those involved and two Chiefs members in particular. Reid would be facing the Philadelphia Eagles where he served as head coach for 12 years (1999-2012). Kelce and his family made history and headlines throughout the Super Bowl week as Kelce and his older brother, Eagles C Jason Kelce, would be the first set of brothers to face each other in a Super Bowl. Jason has played for Philadelphia for his entire 12-year career which included time being coached by Reid.

On February 12, 2023, the Chiefs kicked off against the Eagles for Super Bowl LVII. The Chiefs started four rookies, tying the record for most rookies to start in the Super Bowl. The Chiefs and the Eagles exchanged trips to the end zone but the momentum of the Eagles was slowed when Eagles QB Jalen Hurts fumbled and Bolton was able to pull off a scoop and score, returning it 36 yards to tie the game 14-14. It was the first Eagles' turnover of the postseason. The Eagles then had two unanswered scores, a touchdown and a field goal, putting them up 24-14 as the Chiefs trotted into the locker room for halftime.

Despite having re-aggravated his ankle injury in the first half, Mahomes kept the Chiefs opening second-half drive alive with a 14-yard rush helping to set up rookie Pacheco's rushing touchdown putting the Chiefs back within three points. The Eagles came back with a long drive taking time off the clock, but a crucial tackle from Bolton forced the Eagles to settle with a field goal, putting the Eagles back up by six points. Mahomes and Smith-Schuster connected four times to help get the Chiefs down the field before setting up for 'Corn-Dog,' a play in which misdirection allowed WR Kadarius Toney to walk into the end zone for a touchdown. The Chiefs took the lead for the first time in the game 28-27 just a few minutes into the fourth quarter.

With a third-down pressure from Gay, the defense was able to force the Eagles into a three-and-out for the first time that evening. Toney had one of

the biggest plays of the game – a 65-yard punt return to put the Chiefs at the Philadelphia five-yard line. Toney's 65-yard return was the longest punt return in Super Bowl history. The Chiefs offense quickly made their way to the end zone, this time with a four-yard touchdown pass from Mahomes to rookie Moore, giving the Chiefs their largest lead of the night at 35-27. Eagles QB Jalen Hurts and company made their way back down the field and found the end zone for six points before converting a two-point attempt tying the game up for the second time with just over five minutes to play. The Chiefs managed the clock over the next five minutes best displayed by the heads up play by McKinnon when he stopped short of the end zone to keep the clock running. With 11 seconds left, Butker converted a 27-yard field goal for the final score of the game. The Chiefs defeated the Eagles in Super Bowl LVII 38-35.

On February 15th, the Chiefs brought the Lombardi trophy back to Kansas City for their second parade in four years. Fans filled the streets as buses made their way to Union Station where the team and staff members celebrated their accomplishment. Mahomes capped off his 2022 season accomplishments with being named Super Bowl MVP for the second time in his career. He was named AP NFL MVP prior to the Super Bowl.

On the heels of a Super Bowl victory, Kansas City was host to the 53rd Annual 101 Awards. Chiefs QB Patrick Mahomes was voted as the AFC Offensive Player of the Year while Philadelphia Eagles QB Jalen Hurts was voted NFC Offensive Player of the Year. Chiefs DT Chris Jones was voted to AFC Defensive Player of the Year and rookie RB Isiah Pacheco was voted the Mack Lee Hill Award winner for the most outstanding rookie voted on by his Chiefs teammates.

Just a few weeks after his Super Bowl victory, Kelce hosted Saturday Night Live making him part of a small group of NFL players to be a host. His monologue impressed fans and critics alike and his episode featured cameos from his brother Eagles C Jason Kelce and teammate C Creed Humphrey. He is the only active Chiefs player to ever host SNL.

As the Chiefs continued to relish in their Super Bowl victory, Veach and his staff prepared for the 2023 NFL Combine in Indianapolis while also making free agency moves. The Chiefs signed T Jawaan Taylor, DE Charles Omenihu and S Mike Edwards. Coaching changes were also made as Chiefs quarterbacks coach Matt Nagy was promoted to offensive coordinator and former NFL WR Todd Pinkston was added to the mix as running backs coach. Additional promotions and additions were also announced. On March 21st, the Chiefs signed LB Drue Tranquill through free agency and the city continued to prepare to host the 2023 NFL Draft in April.

Veach and his staff continued free agency by signing WR Richie James and QB Blaine Gabbert. On April 25th, the club announced they had been granted IHMA Rights for Austria and Switzerland, further extending the club's international footprint. On April 28, 2023, Kansas City hosted the 2023 NFL Draft welcoming hundreds of thousands of people to Union Station as the Chiefs once again hoisted the Lombardi Trophy and made a first-round pick. With pick number 31, the Chiefs selected DE Felix Anudike-Uzomah who has

Travis Kelce celebrates Super Bowl LVII win



been a life-long fan of the Chiefs and a Kansas City native. The Chiefs added six additional players to the roster via draft picks. During the Draft festivities, Chiefs Chairman and CEO Clark Hunt announced that former Chiefs KR/WR Dante Hall will be the 2023 inductee into the Chiefs Hall of Fame.

As May began, the Chiefs began to acclimate their rookies with rookie mini-camp. The NFL also announced that the Chiefs would be playing the Miami Dolphins in Frankfurt for the 2023 Germany Game before announcing the rest of the 2023 schedule on May 11th.

On June 4, 2023 the Chiefs mourned the loss of the Hunt family matriarch, Norma Hunt.

“Mom was steadfastly devoted to her family and fiercely passionate about her family’s sports teams. She was by our father Lamar’s side every step of the way – from the merger of the AFL and the NFL to the formation of Major League Soccer, World Championship Tennis, the North American Soccer League, and their founding investment in the Chicago Bulls,” the Hunts said in their statement. “She was the only person we knew who rivaled his love of sports. The two of them found such joy together, whether at home, or in stadium stands around the world.”

Norma attended every Super Bowl and a few months before her passing, watched the team she loved hoist the Lombardi Trophy for the third time in franchise history.

To mark the last day of 2023 OTAs, the team celebrated their Super Bowl LVII victory one more time with the ring ceremony on June 15. The ring encompassed many facets of the team’s history, paying homage to Chiefs Founder, Lamar Hunt, with his quote, “Arrowhead Stadium is my favorite place on Earth.” The ring, made by Jostens, is 16 carats, features a removable top that can convert to a pendant and shines with over 600 diamonds.

The team reported to Missouri Western State University on July 17 to begin their defense of their Super Bowl title.

CHIEFS LOGO HISTORY



An Inspiration



Texans Helmet



1960

During the team's three-year stint as the American Football League's Dallas Texans from 1960-62, the club's helmet logo featured the state of Texas in white with a gold star situated on the club's home base in Dallas. Founder Lamar Hunt "borrowed" that concept from the '52 Dallas Texans, a totally-unrelated NFL franchise that spent one undistinguished season playing in the Lone Star State before resurfacing as the Baltimore Colts in '53.

Prior to the inaugural AFL season in '60, Hunt's Texans were represented by a whirling, spur-clad, 10-gallon-hat-wearing character that was featured on various promotional items. That logo eventually gave way to a more polished football-toting gunslinger set over the state of Texas, a design created by Bob Taylor, a cartoonist for the now-defunct Dallas Times-Herald. Although never part of the club's uniform, Taylor's updated Texans logo adorned everything from the club's stationery to the billboard outside the team's offices.

When the franchise moved to Kansas City in '63, Taylor was commissioned to produce a new logo that remained strikingly similar to his original incarnation. Taylor's new rendition featured a Native American figure running with the same stride and holding the pigskin in the same manner as the gunslinger with the states of Missouri, Kansas, Nebraska, Oklahoma, Iowa and Arkansas serving as his backdrop. This logo was utilized prominently during the '60s and was affixed to the club's Swope Park headquarters on 63rd Street before the club moved to Arrowhead in '72.

A new design for the Chiefs helmet logo was also in order upon the franchise's move to Mid-America. Hunt went back to the drawing board, seeking to give his franchise a logo that would once again provide an easily-recognizable link to its home locale. Hunt's initial sketches, some of which were done on a napkin on a flight from Dallas to Kansas City, began with an interlocking "KC" inside a circle or an oval. That look was eventually refined to feature those intertwined letters inside an arrowhead. The resulting finished product remains one of the most distinctive logos in all of sports and has been proudly utilized by the team for nearly 60 years.



1960-62



Circa 1960s



1963-present

CHIEFS UNIFORM HISTORY

1959 — At one of the initial organizational meetings of the American Football League in late '59 – before the teams even had any players or coaches – the AFL owners choose their team colors. Lamar Hunt desires Columbia Blue and Orange for his Dallas Texans franchise. But before Hunt or any other owner can make a selection, Houston's Bud Adams claims Columbia Blue for his Oilers franchise. Hunt reverts to Red and Gold for the Texans, which remains the primary color scheme for the Chiefs to this day.



Lamar Hunt greets Bud Adams - sporting a "Columbia Blue" blazer - prior to the '62 AFL Championship Game. Hunt would lose the battle for "Columbia Blue," but his Texans would beat the Oilers in double OT for the '62 AFL title.

1960-62 — The Texans take the field for the AFL's inaugural season in '60 sporting red helmets with gray facemasks. The helmet features the state of Texas in white with a gold star situated on Dallas. Home jerseys are solid red featuring white numerals, white "TV" numerals on the sleeves and white lettering, all trimmed in gold. Road jerseys are white with red numerals, red "TV" numerals on the sleeves and red lettering, all of which are bordered by thin gold trim. Both jerseys are a cloth design, featuring three-quarter sleeves with stitched "tackle twill" numerals and letters. The team wears white pants featuring vertical stripes of red, gold and red. Socks are red on top, white on the bottom with alternating stripes at the calf of white, red, gold, red and white. Although several minor changes are made to the stripe width over the years, the primary sock design remains relatively consistent to the present day.



Texans Helmet



Texans DT Jerry Mays (75) and QB Len Dawson (16) pose along with head coach Hank Stram in '65 sporting the home jerseys the club wore from '60-67. Note the rolled-up sleeves and the barely visible gold trim.

1963-67 — The Texans moved to Kansas City in '63. Hunt and Head Coach Hank Stram initially plan on calling the relocated team the "Kansas City Texans." However,

General Manager Jack Steadman wisely convinces the duo to change the franchise's nickname to "Chiefs." The club's uniform remains virtually unchanged, with the exception of the helmet logo. The state of Texas is replaced on the headgear by a design originally sketched by Hunt on a napkin. Hunt's inspiration for the interlocking "KC" design was the "SF" inside of an oval on San Francisco's helmets. Kansas City's overlapping initials appear inside a white arrowhead instead of an oval and are surrounded by a thin black outline. The result is one of the most distinctive helmets in all of football.

1968 — The most dramatic changes to the Chiefs uniform come in '68. Head Coach Hank Stram prefers more red in the club's road attire and orders red pants to go with the team's white road jerseys. Stram asserts that the red pants will match the red numerals on the white road jerseys. While Stram's fashion sense is never in question, some in the organization theorize that the superstitious Stram really wants to part ways with the white pants because the club lost Super Bowl I while wearing them. No matter the logic, the white pants are not seen again during the Stram era. The club's new red pants feature alternating vertical stripes of white, red, gold, red and white and are paired with predominantly white socks that feature striping of red, gold and red at the calf. Alterations are also made to the club's jerseys at this time. Sleeves are shortened from three-quarter length to their present-day short-sleeve status. Stripes are also introduced on the bottom of the sleeves, where they still reside. Red jerseys feature white, gold and white stripes on the sleeves, while the club's white jerseys receive red, gold and red stripes.

1969 — Following a victory in the AFL Championship Game, Stram orders new red jerseys to be worn in Super Bowl IV and they are delivered just days before the game. Stram also directs Equipment Manager Bobby Yarborough to have all the helmets repainted before the Super Bowl but relents after players insist on wearing their "battle-scarred" headgear. The "AFL-10" patch worn on the left shoulder of Kansas City's jerseys in Super Bowl IV is the collaborative effort of AFL President Milt Woodard and longtime AFL fan Angelo Coniglio. During the entire '69 season, all NFL teams wear an "NFL-50" patch which commemorates the NFL's 50th Anniversary season. At the suggestion of Coniglio, Woodard counters by designing and implementing a patch of his own to celebrate the 10-year existence of the AFL, which is proudly worn by the Chiefs on behalf of the entire AFL in their 23-7 victory vs. Minnesota (1/11/70).



AFL-10 Patch

1970 — Following Super Bowl IV, the team's cloth jerseys dating back to the franchise's days in Dallas give way to a more breathable mesh fabric. Heat-transfer numerals and letters replace sewn-on "tackle twill" characters. The style of the numerals and letters changes slightly. The characters decrease in size, while the gold trim around both the numerals and letters expands to become more

visible. Jersey numerals remain this size before eventually returning to larger proportions in the early '80s.



DT Buck Buchanan displays the club's road uniform of the '70s. Note the white facemask, red pants and heat-transfer numerals.

1974 — The club's facemask changes from gray to white. A change in manufacturers results in a slightly smaller arrowhead logo on the helmet with a thicker black border compared to the design of the '60s.

1979-80 — During the Marv Levy era, the club experiments with white jerseys and red pants at home. Several other NFL teams - most notably Dallas - had adopted the practice of wearing white at home. The fact that Lamar Hunt's hometown team had popularized the practice may have led the Chiefs Founder to depart from the club's traditional home uniform configuration. However, the trial is short-lived and by '81, the club reverts back to its traditional red jersey, white pants arrangement at Arrowhead.



QB Steve Fuller was part of a Chiefs squad that wore white jerseys at home for a brief stretch during the Marv Levy era.

1983 — The Chiefs wear a circular patch on their left upper chest bearing a gold eagle and the number 37 in memory of RB Joe Delaney who drowned on June 29th in Monroe, La., after trying to save the lives of three children.



Joe Delaney Patch



Silver Anniversary Patch

1984 — The original eight American Football League teams all wear circular "Silver Anniversary" patches on the upper left chest of their jerseys commemorating the 25th anniversary of the AFL and their respective franchises. Kansas City's patch features the Chiefs helmet and the AFL logo.

1989 — The arrival of Head Coach Marty Schottenheimer signals the club's most dramatic uniform change in over 20 years. Schottenheimer asks and receives permission from Hunt to revert back to white pants on the road, a "white-on-white" look that had not been utilized by the Chiefs since '67. White belts also return to the club's pants after using red belts at various periods of the '70s and '80s. Kansas City reintroduces the white pants at Denver (9/10/89) and maintains this look on the road through the '99 season.

1991 — A sticker bearing the American Flag adorns the back of all NFL helmets to honor troops fighting in the Gulf War. The NFL Shield

becomes a standard part of all NFL uniforms, appearing on the back of helmets, on the "v" of jerseys and on the left hip of pants.

1992 — The club wears a black panel with the white initials "WWD" on the upper left chest of its jersey in memory of Director of Player Personnel Whitey Dovell, who passed away on May 11th. The team also paints the number "86" on the field at Arrowhead Stadium to honor the memory of Hall of Fame DT Buck Buchanan, who passed away on July 16th.



WWD Patch

1994 — Solid fabric jerseys complete with "tackle twill" numerals and letters return, taking the place of mesh jerseys and heat-transfer characters. All NFL teams wear "NFL Diamond Anniversary" patches on their left upper chest in honor of the league's 75th season. The Chiefs



75th Anniversary Patch

also wear a "35th Anniversary" patch on their right upper chest in celebration of the franchise's 35th season. The patch features the AFL, Texans and Chiefs logos. It marks the first time in team history the club has worn two different patches in the same season. Kansas City also wears "Throwback" uniforms — replicas of the club's '63 attire — for games at Atlanta (9/18/94) and vs. St. Louis (9/25/94).



35th Anniversary Patch



RB Marcus Allen (32), DE Neil Smith (90), T John Alt (76), QB Joe Montana (19) and LB Derrick Thomas (58) represented the Chiefs in the Pro Bowl following the '93 season. These '94 jerseys were the first uniforms in team history to feature a pair of commemorative patches. Note that Smith, Alt

and Thomas have made their own "fashion statements" by rolling up their sleeves. Three members of this quintet (Allen, Montana and Thomas) are in the Pro Football Hall of Fame, while Alt and Smith are all enshrined in the Chiefs Hall of Fame.

1999 — The club wears a "40th Anniversary" patch in honor of the franchise's 40th season. The patch features the AFL and Chiefs logos.



40th Anniversary Patch

2000 — The Chiefs wear a circular sticker bearing the number “58” on the back of their helmets in memory of LB Derrick Thomas, who passed away on February 8th. Ever mindful of Stram’s legacy and the franchise’s glory days, Head Coach Gunther Cunningham receives Hunt’s blessing to revert back to the red pants on the road. The resurrected red pants debut in a 23-22 win at Denver (9/24/00) and remain part of the club’s road attire.



58 Sticker



U.S. Flag Sticker

2001 — A sticker bearing the American Flag returns to the back of all NFL helmets following the terrorist attacks of September 11th. The flag reappears on Chiefs helmets vs. the N.Y. Giants (9/23/01) and remains there to this day.

2002 — The Chiefs wear a “40th Anniversary in Kansas City” patch vs. Oakland (10/27/02), commemorating the franchise’s 40th season in Mid-America. “The Scout” - Kansas City’s most recognizable civic icon - is prominently featured on the patch along with Kansas City’s downtown skyline. The NFL Equipment Shield replaces the NFL Shield on jerseys and pants.



40th Anniversary in KC Patch



Pat Tillman Sticker

2004 — The Chiefs wear a “40” decal on their helmets vs. Carolina (9/19/04) in honor of former Arizona Cardinals S Pat Tillman. Tillman left the Cardinals prior to the 2002 season and became a member of the elite Army Ranger unit. He was killed in the line of duty serving his country in Afghanistan on April 22, 2004.

2005 — The Chiefs wear a circular sticker on their helmets all season bearing the initials “HS” in honor of Hall of Fame Head Coach Hank Stram who passed away on July 4th. Stram compiled a 124-76-10 regular season record as the head coach of the Dallas Texans and the Kansas City Chiefs from ’60-74. He guided the franchise to four AFL titles, two Super Bowl appearances and a victory in Super Bowl IV. One of the most distinguished gentlemen and unique personalities in pro football history, Stram’s legacy was remembered all season with the “HS” decal. All NFL teams wear a “Fútbol Americano” decal on their helmets on the weekend of October 2nd to mark the NFL’s first regular season game played outside of the United States. Arizona defeated San Francisco by a 31-14 margin in that contest played at Mexico City’s Estadio Azteca.



Fútbol Americano Sticker



Hank Stram Sticker

2006 — The Chiefs wear white jerseys and white pants on opening day vs. Cincinnati (9/10/06) in an effort to make the Bengals wear their dark uniforms on a potentially hot and muggy day. It marks the first time that even Founder Lamar Hunt can recall the club wearing the white-on-white uniform combination at home. The most recent time the club had dressed in such attire was in a road contest at Seattle (12/26/99). It was also the first time that the Chiefs had donned white jerseys at home since ’80. While the premise is sound, the weather conditions aren’t a factor in the contest with a kickoff temperature of 67 degrees under cloudy skies.

After the passing of Hunt on December 13th, the Chiefs utilize a helmet decal for the remainder of the season bearing the initials “LH” to honor the franchise’s Founder. Kansas City first wears the helmet decal at San Diego (12/17/06). The club also reverts to the white jersey/white pants combination for its final two regular season road games and its postseason contest at Indianapolis (1/6/07). The move is in part to honor Hunt, who appreciated the “classic” look of that uniform combination.



Lamar Hunt Sticker



Lamar Hunt Patch

2007 — Clark Hunt commissions a patch that the Chiefs wore on their uniforms in 2007 to honor his father’s memory. The design of the patch is historically significant. The patch prominently features the American Football League logo to serve as a reminder of Hunt’s formation of the AFL and the lasting impact the American Football League has made on the game of professional

football. True to Hunt’s humble spirit, the letters “LH” are subtly displayed on the patch, symbolizing the fact that the Chiefs Founder always put the best interests of the league ahead of his own. The patch is affixed on the left chest of both Kansas City’s home and away jerseys, meaning this piece of woven symbolism will always be over the heart of every Chiefs player. Beginning with a game vs. San Diego (12/2/07), the Chiefs and other NFL teams wear a number 21 decal on their helmets for the final five games of the season to honor Washington S Sean Taylor. Taylor, who was coming off a Pro Bowl season in 2006 was killed in his home in Miami on November 26th.



Sean Taylor Sticker



Gene Upshaw Sticker

2008 — On January 31st, Clark Hunt announces that the Lamar Hunt patch will become a permanent part of the Chiefs uniform, beginning with the 2008 NFL season. All NFL teams wear a patch to honor the late Hall of Fame G Gene Upshaw on Kickoff Weekend. The former Executive Director of the NFL Players Association passed away on August 20th. Beginning with the Chiefs contest the following week vs. Oakland (9/14/08), a decal bearing Upshaw’s initials is worn on all helmets for the remainder of the season.



50th Anniversary Patch

2009 — On April 14th, the Chiefs unveil their “50th Anniversary” patch that was worn on the club’s jerseys for 13 games in 2009. The patch features a gold 50, as well as a Chiefs logo and an outline of the State of Texas, representing the only two logos that have ever appeared on the franchise’s helmets. Kansas City wears replicas of the club’s ‘62 Dallas Texans attire for AFL Legacy Games vs. Dallas (10/11/09), vs. San Diego (10/25/09) and at Oakland (11/15/09). The look is completed with replica Texans helmets that feature gray facemasks and a Texas-shaped decal with a gold star on Dallas. Jerseys for these three AFL Rivalry games feature a special “AFL 50th Anniversary” patch, featuring the original American Football League logo.



AFL 50th Anniversary Patch

2012 — On April 3rd, Nike became the National Football League’s exclusive maker of licensed on-field apparel. With the transition to Nike, the club made a few changes to the looks of the traditional Chiefs uniforms. The numbers on the new uniforms moved from the jersey sleeve to the top of the shoulder while the traditional stripe on the sleeve increased in thickness.

2013 — As a sign of new energy at Arrowhead Stadium, Head Coach Andy Reid receives permission from Chairman and CEO Clark Hunt to have the team wear red pants with its home red tops in the 2013 home opener against Dallas (9/15/13). It marks the first time in franchise history that the team wore the red-on-red uniform combination. For the team’s postseason game at Indianapolis (1/4/14), the Chiefs captains donned “C” patches on their jerseys.



Captain's Patch



RED-ON-RED UNIFORM HISTORY

Date	Opponent	Result
9/15/13	vs. Dallas	W, 17-16
9/29/14	vs. New England	W, 41-14
11/30/14	vs. Denver	L, 29-16
9/17/15	vs. Denver	L, 31-24
12/8/16	vs. Oakland	W, 21-13
10/19/17	@ Oakland	L, 31-30
12/16/17	vs. L.A. Chargers	W, 30-13
10/21/18	vs. Cincinnati	W, 45-10
12/23/18	vs. L.A. Chargers	L, 28-29
10/6/19	vs. Indianapolis	L, 19-13
12/6/20	vs. Denver	W, 22-16
10/10/21	vs. Buffalo	L, 38-20
10/12/23	vs. Denver	W, 19-8

2015 — For the team’s final four regular season games, the Chiefs wore white jerseys with white pants and red socks for the first time since 1994. It was the first time the team wore white pants and white jerseys in the regular season since Week 10 in 2012. The Chiefs also brought back the “C” patches for the two postseason games, following the tradition established in the 2013 postseason.



60th Season Helmet Sticker

2019 — In honor of the club’s 60th season, the franchise introduced a special 60th season logo that was featured prominently in the team’s branding, as well as a helmet sticker throughout the entire year. The logo features a combination of the Lamar Hunt patch, “60 seasons” text, the traditional arrowhead “KC” logo, along with six stars, each representing a decade of Chiefs football. The 2019 campaign also marked the NFL’s centennial season, and the league replaced the standard NFL shield on jersey collars with a metallic/reflective NFL100 logo. The league also replaced NFL shield stickers on the back of helmets with NFL100 stickers. On November 3, as the Chiefs took on the Minnesota Vikings at Arrowhead Stadium, the Chiefs replaced their traditional white facemasks in favor of gray facemasks as a tribute to the club’s victory over the Minnesota Vikings in Super Bowl IV and in celebration of the club’s 60th season. The team’s helmets featured gray facemasks from 1960 until the change to white facemasks in 1974.



NFL100 Jersey Collar and Helmet Sticker



Gray Facemasks



Social Justice Decals

2020 — In response to an unprecedented offseason and to honor the historic social justice movement and community engagement of NFL players and clubs, all NFL players, coaches and officials were given the opportunity to honor victims of systemic racism, victims of police brutality, as well as social justice heroes with helmet stickers and patches. More than 1,400 players and 300 coaches and officials, including dozens of Chiefs players and coaches, selected names or phrases to participate. Players also had the opportunity to wear warmup t-shirts with the unifying messages “Injustice Against One of Us, Is Injustice Against All of Us” and “END RACISM.”

2021 — For the December 16 game (Week 15) the Chiefs wore white-on-white uniforms with gray facemasks in their overtime win at Los Angeles versus the Chargers. The team’s helmets featured gray facemasks from 1960 until the change to white facemasks in 1974. It is believed the last time Kansas City wore white-on-white with gray facemasks was Week 16 (12/17/67) at Denver in 1967.



Rare Combination of White on White Uniforms with Gray Facemasks

2022 - The Chiefs honored former Chiefs and Hall of Fame QB Len Dawson by wearing a number 16 helmet decal after Dawson passed before the Chiefs preseason game against the Packers (8/25/22). Chiefs QB Patrick Mahomes and the team opened the preseason game with Dawson's signature choir huddle as a tribute. The team wore the number 16 decal for the remainder of the 2022 season. In Weeks 4 and 5 of the 2022 season, the NFL set in motion an initiative to celebrate the growing number of nationalities and cultures that are included in the NFL. Players and coaches were able to select a helmet decal to represent the country or territory's flag that holds meaning to them or their heritage. Over 200 players, coaches and executives participated, including five Chiefs players: George Karlaftis (Greece), Derrick Nnadi (Nigeria), JuJu Smith-Schuster (Somoa), Prince Tega Wanogho (Nigeria) and Joshua Williams (St. Kitts & Nevis). Many Chiefs players joined in throughout the remainder of the season to represent their heritage.



Helmet decal honoring late former Chiefs QB Len Dawson and flag to honor player heritage.

2023 - The wife of Chiefs founder Lamar Hunt known as "The First Lady of Football" Norma Hunt was one of the most influential women in the history of football. Following her passing on June 4, 2023, the Chiefs announced the 2023 game jerseys would carry a patch containing her initials "NKH" inside a football worn on the right chest.



Norma Hunt Patch

ORIGIN OF THE TERM “SUPER BOWL”

Lamar Hunt left an indelible mark on professional football. While Hunt made many lasting contributions to the game, part of his legacy will be his “accidental” naming of pro football’s most important contest, the Super Bowl. As the story has been told and retold over the years, some of the facts have gotten lost along the way. Here are some of the most important elements of the tale in how the Super Bowl got its name...

- After the AFL-NFL merger was announced in June of 1966, Commissioner Pete Rozelle appointed a committee consisting of himself, Lamar Hunt (Kansas City), Tex Schramm (Dallas) and two other owners from each league (AFL & NFL) to firm up the details of the merger agreement.



Pete Rozelle and Lamar Hunt both played pivotal roles in shaping professional football.

- At one of those initial merger meetings, there was a discussion about the date of the game. As the committee discussed the championship game (which ultimately became referenced as the Super Bowl), there was some confusion on whether the parties were discussing the respective AFL and NFL title games or the game between the two leagues. It was then that Hunt first recalled saying, “You know, the last game, the final game . . . the Super Bowl!”
- The “inspiration” for Hunt’s whimsical suggestion was the high-bouncing “Super Ball” produced by the Wham-O company. Lamar’s wife, Norma, had previously purchased one for each of the Hunt children (Lamar Jr., Clark and Sharron) and the toy had become somewhat of a craze in the Hunt household and many other homes across the country.
- Hunt was later quoted as saying, “Nobody ever said let’s make that the name of the game. Far from it, we all agreed it was far too corny to be the name of the new title game.”
- In a letter from Hunt to Rozelle on July 25, 1966, Hunt urged the commissioner to “coin a phrase” for the title game between the two leagues. In the letter, Hunt said, “I have kiddingly called it the Super Bowl, which can obviously be improved upon.”
- Rozelle agreed with Hunt’s suggestion since he had a particular disdain for the term “super.” According to longtime NFL executive Don Weiss, Rozelle was a former PR man who had a keen appreciation of grammar. In Rozelle’s book, “super”

was the equivalent of “gee whiz” or “neat.” He believed that the term “Super Bowl” had no sophistication whatsoever.

- Rozelle was initially inclined to call the game the “Pro Bowl,” but that moniker was already assigned to the NFL’s annual all-star contest.
- In the years leading up to the merger, many members of the media had billed a possible championship match-up between the two rival leagues as a “World Series of Football,” but Rozelle clearly did not want to have his game associated with baseball.
- After much consternation and debate, Rozelle eventually dubbed the title contest between the two leagues as “The AFL-NFL World Championship Game.” However, Hunt’s whimsical, off-the-cuff comment had taken root. In the weeks leading up to the game, headline writers had already adapted Hunt’s two-word title over the much more verbose official moniker for the game. The TV networks billed the game as “Super Sunday” and even NFL Films tagged their film reels as being designated for the “Super Bowl.”
- After the first two “AFL-NFL World Championship Games,” the term “Super Bowl” was officially adopted by Commissioner Rozelle and the NFL. The first game to officially be designated as the Super Bowl at the time it was played was Super Bowl III between the AFL’s Jets and the NFL’s Colts. The first two championship games were retroactively named Super Bowls I & II.



Hank Stram and Vince Lombardi exchange pleasantries prior to Super Bowl I.

Note: Information and accounts from various sources were used in this synopsis, including an article from the Super Bowl XL game program by Michael MacCambridge entitled: “The Start of Something Super.”

SUPER BALLS WITH SUPER BOWL CHAMPS

The influence of Lamar Hunt on the naming of the Super Bowl took center stage in December, 2022 as Peyton Manning and the crew of ESPN's mini-show "Peyton's Places" joined Chiefs Chairman and CEO Clark Hunt, Head Coach Andy Reid, QB Patrick Mahomes and former Chiefs Offensive Coordinator Eric Bieniemy to bring the story to life.



Chiefs Chairman and CEO Clark Hunt, Chiefs QB Patrick Mahomes and PFHOF Peyton Manning filming ESPN's Peyton's Places in the Hunt family stadium apartment.

The jovial episode aired on December 24, 2022, and featured the show's host and PFHOF QB Peyton Manning. Mahomes and Manning were seen throwing the Super Balls that inspired the name of the Super Bowl off of the top of GEHA Field at Arrowhead Stadium, testing their bouncing ability and jokingly hitting Reid and Bieniemy's golf cart. Bieniemy remarked, "Are those some teenage pranksters?" To which Reid replied with a smile, "That's our franchise quarterback and a 46-year-old retiree," before driving away from the shenanigans of Mahomes and Manning.



Chiefs Head Coach Andy Reid and former Chiefs Offensive Coordinator Eric Bieniemy filming Peyton's Places in June of 2022. The two playfully joked with Mahomes and Manning.

The two quarterbacks then upped the ante by dropping 10,000 Super Balls from a helicopter and igniting a cacophony of bouncing and fun.

The Christmas themed episode also featured Chiefs Chairman and CEO Clark Hunt retelling the story of his father's legacy of naming the Super Bowl as Hunt, Mahomes and Manning gathered around the Christmas tree in Hunt's stadium apartment, all



The episode featured a helicopter dumping 10,000 Super Balls while hovering over GEHA Field at Arrowhead Stadium.

three sporting Christmas sweaters and poking fun at one another. Hunt recalled him and his siblings being gifted the popular '60s toy at Christmas and attempting to bounce them over the house.

You can stream this episode of Peyton's Places on ESPN+.



Mahomes and Manning pose in front of GEHA Field at Arrowhead Stadium with Super Balls.

2023 NFL DRAFT IN KANSAS CITY

NATIONAL ATTENTION

Over the last weekend in April, the NFL took the 2023 Draft to Kansas City. In conjunction with the NFL, the Kansas City Chiefs, Union Station, Visit KC, the Kansas City Sports Commission and local event partners were proud to welcome the 2023 NFL Draft to Kansas City's historic Union Station, the National WWI Museum and Memorial and the downtown Kansas City area. The main stage sat in front of Union Station and was the largest stage built for any NFL Draft to date. The NFL Draft Experience took place on the south side of the National WWI Museum and Memorial, featuring interactive exhibits, autograph sessions, photo opportunities with the Vince Lombardi Trophy and more.



According to the NFL, the 2023 Draft footprint was roughly 3.1 million square feet. The area contained 7.5 miles of temporary fence lines and 1.5 miles of concrete barrier. It took more than 500 semi-trailer loads to transport all the gear, which included 168 loudspeakers and subwoofer enclosures, 10,018 square feet of screens and 1,433 LED panels. This was the largest footprint to date for an NFL Draft.

During the three-day event, 312,000 fans were in attendance -- the second-biggest crowd in NFL Draft history at the time. On top of the hundreds of thousands of fans watching in person, there were 54 million viewers across the three platforms that were broadcasting the 2023 NFL Draft -- ABC, ESPN and NFL Network. Viewership was up 13% from the previous year's Draft on the first night with approximately 11.29 million viewers tuning in at home.

Since taking the Draft to football cities, the NFL has also engaged with the local community. According to Director, NFL Environmental Program Jack Groh, the league's four community greening projects that took place in Kansas City around the Draft were the most they have done in a host city to date. On top of the community greening projects, the league hosted a plethora of other community events from character-building initiatives to youth football events and food distribution. The NFL aimed to leave a lasting, positive legacy in Kansas City and throughout the state of Missouri.

CHIEFS FLARE

As reigning Super Bowl champions, the Chiefs got the unique distinction of being able to continue their victory celebration while hosting the NFL Draft. Since the Draft became a traveling event in 2015, no host city was able to showcase the Lombardi Trophy the home team won only a couple of months before. Kansas City became the first, hence getting the privilege to bring in a couple of stars to bask in the glory.

To help NFL Commissioner Roger Goodell kick off the 2023 NFL Draft, comedian Heidi Gardner and actor Eric Stonestreet -- both Kansas City natives and life-long Chiefs fans -- stepped to the podium to address the crowd. Gardner and Stonestreet were then followed by franchise QB Patrick Mahomes, TE Travis Kelce and the Lombardi Trophy. Chiefs legends Dante Hall and Will Shields were also a part of the opening festivities. Later in the night, Chiefs Chairman and CEO Clark Hunt brought the Lombardi out for one last good measure to announce the club's first-round pick, DE Felix Anudike-Uzomah. Ironically, Anudike-Uzomah grew up in Kansas City, played collegiately at Kansas State and has been a die-hard Chiefs fan his entire life.

CHIEFS KINGDOM EXPERIENCE

Uniquely positioned with a view of the NFL Draft Theater that was built in front of the iconic Union Station, the Chiefs Kingdom Experience offered fans the chance to explore Kansas City's rich football culture, while also offering immersive experiences. The largest on-site, club-sponsored Draft activation

in NFL history, the space had a distinct Chiefs feel, with flags recreating the architectural styling of GEHA Field at Arrowhead Stadium and experiences that brought gameday to life for fans throughout the weekend.



Chiefs Kingdom Experience Opportunities Included:

- Tunnel Run-Out
- "Kingdom Cruiser"
- Custom Air Freshener Giveaway
- Photo Opportunities
- Stake Your Claim to the Kingdom
- Kingdom Pillars
- Chiefs Brand Asset Programming

2023 NFL DRAFT IN KANSAS CITY

The Chiefs had a handful of friends help announce the club's draftees to the world. As previously mentioned, Eric Stonestreet was in attendance and was on stage to announce a pick on the third day. The first -- and only -- father-son duo both to be selected in the first round by the same team, Chiefs Legends Ed and Brad Budde, also announced a selection for the team. Other announcers included: Influencer James Droz, City Year Reps Nicole Matos and Madison Wilson, Chiefs German Fan Pascal Lippert and Chiefs Season Ticket Members the Deghand's Family.

The club was also able to invite other local partners to take part in larger league initiatives surrounding the NFL Draft such as handing out hats to draftees before they walked out on stage and assisting Commissioner Goodell on stage when he was announcing a pick. Some of those partners included: Chiefs High School Girls FLAG student-athletes Anneliese Murphy (Leavenworth High School), Bethany Uribe (North Kansas City High School) and Cora Westbrook (Lee Summit West HS) along with high school student-athletes Mac Armstrong (Bishop Miege), Kendrick Bell (Park Hill), Mikey Bergeron (Mill Valley), Chandavian Bradley (Platte County), Isaiah Coppage (Bishop Miege), Melvin Laster (Liberty North), Joshua Manning (Lee's Summit), Logan Reichert (Raytown) and Dirac Tsafack (Center).

LOCAL IMPACT

Kansas City had never held a sports-related event that attracted as many as 100,000 spectators, much less one that would average that figure over a three-day period. The 2023 NFL Draft brought thousands of football fans across the country -- and across the world -- to the epicenter of Chiefs Kingdom. There was no surprise at the comments made about Kansas Citians' hospitality. NFL spokesman Brian McCarthy said in a statement:

"The sights and smells of the Kansas City Draft will forever be remembered by the fans in attendance, but also by those of us in the league office who are so thankful to the members of the local community for their hard work and hospitality. The success of the 2023 Draft was a testament to the collaboration and cooperation of thousands of people, led by the Chiefs, Kathy Nelson and the Kansas City Sports Commission, sponsors and local law enforcement officials and organizers. Kansas City took advantage of what has become one of the most-anticipated events of the year and the most-watched sporting event of the week and showcased not only its planning capabilities, but its people and passion."



HEAD COACHING HISTORY



Andy Reid
 Hired: January 7, 2013
 Chiefs Head Coach: 12th Season
 NFL Head Coach: 26th Season
 Chiefs Reg. Season Record: 128-51 (.715)
 Chiefs Postseason Record: 16-7 (.696)
 NFL Reg. Season Record: 258-144-1 (.641)
 NFL Postseason Record: 26-16 (.619)
 Total NFL Record: 284-160-1 (.639)



Hank Stram
 1960-74
 124-76-10 (.614)




Paul Wiggin
 1975-77
 11-24-0 (.314)



Tom Bettis
 1977
 1-6-0 (.143)




Marv Levy
 1978-82
 31-42-0 (.425)




John Mackovic
 1983-86
 30-34-0 (.469)



Frank Gansz
 1987-88
 8-22-1 (.274)



Marty Schottenheimer
 1989-98
 101-58-1 (.634)



Gunther Cunningham
 1999-00
 16-16-0 (.500)



Dick Vermeil
 2001-05
 44-36-0 (.550)




Herm Edwards
 2006-08
 15-33-0 (.313)



Todd Haley
 2009-11
 19-26-0 (.422)



Romeo Crennel
 2011-2012
 4-15-0 (.210)

ALL-TIME REVIEW

YEAR-BY-YEAR RESULTS

Year	Rec.	Head Coach	Division Finish	Year	Rec.	Head Coach	Division Finish
1960	8-6	Hank Stram	2nd AFL West	1992	10-6	Marty Schottenheimer	2nd AFC West
1961	6-8	Hank Stram	3rd AFL West	1993	11-5	Marty Schottenheimer	1st AFC West
1962	11-3	Hank Stram	1st AFL West	1994	9-7	Marty Schottenheimer	2nd AFC West
1963	5-7-2	Hank Stram	5th AFL West	1995	13-3	Marty Schottenheimer	1st AFC West
1964	7-7	Hank Stram	2nd AFL West	1996	9-7	Marty Schottenheimer	2nd AFC West
1965	7-5-2	Hank Stram	3rd AFL West	1997	13-3	Marty Schottenheimer	1st AFC West
1966	11-2-1	Hank Stram	1st AFL West	1998	7-9	Marty Schottenheimer	4th AFC West
1967	9-5	Hank Stram	2nd AFL West	1999	9-7	Gunther Cunningham	2nd AFC West
1968	12-2	Hank Stram	1st AFL West	2000	7-9	Gunther Cunningham	3rd AFC West
1969	11-3	Hank Stram	2nd AFL West	2001	6-10	Dick Vermeil	4th AFC West
1970	7-5-2	Hank Stram	2nd AFC West	2002	8-8	Dick Vermeil	4th AFC West
1971	10-3-1	Hank Stram	1st AFC West	2003	13-3	Dick Vermeil	1st AFC West
1972	8-6	Hank Stram	2nd AFC West	2004	7-9	Dick Vermeil	3rd AFC West
1973	7-5-2	Hank Stram	2nd AFC West	2005	10-6	Dick Vermeil	2nd AFC West
1974	5-9	Hank Stram	3rd AFC West	2006	9-7	Herm Edwards	2nd AFC West
1975	5-9	Paul Wiggin	3rd AFC West	2007	4-12	Herm Edwards	3rd AFC West
1976	5-9	Paul Wiggin	4th AFC West	2008	2-14	Herm Edwards	4th AFC West
1977	2-12	Paul Wiggin (1-6) Tom Bettis (1-6)*	5th AFC West	2009	4-12	Todd Haley	4th AFC West
1978	4-12	Marv Levy	5th AFC West	2010	10-6	Todd Haley	1st AFC West
1979	7-9	Marv Levy	5th AFC West	2011	7-9	Todd Haley (5-8) Romeo Crennel (2-1)**	4th AFC West
1980	8-8	Marv Levy	3rd AFC West	2012	2-14	Romeo Crennel	4th AFC West
1981	9-7	Marv Levy	3rd AFC West	2013	11-5	Andy Reid	2nd AFC West
1982	3-6	Marv Levy	4th AFC West	2014	9-7	Andy Reid	2nd AFC West
1983	6-10	John Mackovic	5th AFC West	2015	11-5	Andy Reid	2nd AFC West
1984	8-8	John Mackovic	4th AFC West	2016	12-4	Andy Reid	1st AFC West
1985	6-10	John Mackovic	5th AFC West	2017	10-6	Andy Reid	1st AFC West
1986	10-6	John Mackovic	2nd AFC West	2018	12-4	Andy Reid	1st AFC West
1987	4-11	Frank Gansz	5th AFC West	2019	12-4	Andy Reid	1st AFC West
1988	4-11-1	Frank Gansz	5th AFC West	2020	14-2	Andy Reid	1st AFC West
1989	8-7-1	Marty Schottenheimer	2nd AFC West	2021	12-5	Andy Reid	1st AFC West
1990	11-5	Marty Schottenheimer	2nd AFC West	2022	14-3	Andy Reid	1st AFC West
1991	10-6	Marty Schottenheimer	2nd AFC West	2023	11-6	Andy Reid	1st AFC West

*Bettis replaced Wiggin after seven games in '77.

**Crennel replaced Haley after 13 games in '11.



11-6 • 1st AFC West • Andy Reid

LEAGUE STANDINGS



AMERICAN FOOTBALL CONFERENCE

West Division				
	W	L	T	Pct.
Kansas City	11	6	0	.647
Las Vegas	8	9	0	.471
Denver	8	9	0	.471
L.A. Chargers	5	12	0	.294
North Division				
	W	L	T	Pct.
Baltimore	13	4	0	.765
Cleveland†	11	6	0	.647
Pittsburgh†	10	7	0	.588
Cincinnati	9	8	0	.529
East Division				
	W	L	T	Pct.
Buffalo	11	6	0	.647
Miami†	11	6	0	.647
N.Y. Jets	7	10	0	.412
New England	4	13	0	.235
South Division				
	W	L	T	Pct.
Houston	10	7	0	.588
Jacksonville	9	8	0	.529
Indianapolis	9	8	0	.529
Tennessee	6	11	0	.353



NATIONAL FOOTBALL CONFERENCE

West Division				
	W	L	T	Pct.
San Francisco	12	5	0	.706
L.A. Ramst	10	7	0	.588
Seattle	9	8	0	.529
Arizona	4	13	0	.235
North Division				
	W	L	T	Pct.
Detroit	12	5	0	.706
Green Bay†	9	8	0	.529
Minnesota	7	10	0	.412
Chicago	7	10	0	.412
East Division				
	W	L	T	Pct.
Dallas	12	5	0	.706
Philadelphia†	11	6	0	.647
N.Y. Giants	6	11	0	.353
Washington	4	13	0	.235
South Division				
	W	L	T	Pct.
Tampa Bay	9	8	0	.529
New Orleans	9	8	0	.529
Atlanta	7	10	0	.412
Carolina	2	15	0	.118

AFC Championship: Kansas City 17, Baltimore 10
NFC Championship: San Francisco 34, Detroit 31
Super Bowl LVIII: Kansas City 25, San Francisco 22

REGULAR STARTERS

OFFENSE		DEFENSE	
WR	Rashee Rice	LE	George Karlaftis
LT	Donovan Smith	DT	Derrick Nnadi
LG	Joe Thuney	DT	Chris Jones
C	Creed Humphrey	RE	Mike Danna
RG	Trey Smith	LB	Leo Chenal
RT	Jawaan Taylor	LB	Nick Bolton
TE	Travis Kelce	LB	Willie Gay
TE	Noah Gray	CB	Trent McDuffie
WR	Marquez Valdes-Scantling	CB	L'Jarius Sneed
QB	Patrick Mahomes	DB	Chamarri Conner
RB	Isiah Pacheco	SS	Justin Reid
K	Harrison Butker	FS	Bryan Cook
		P	Tommy Townsend

PRO BOWLERS IN BOLD

TEAM STATISTICS

	CHIEFS	OPP.
TOTAL FIRST DOWNS	350	300
Rushing	107	107
Passing	216	169
Penalty	27	24
3rd Down: Made/Att	96/220	83/224
3rd Down Pct.	43.6	37.1
4th Down: Made/Att	10/20	13/28
4th Down Pct.	50.0	46.4
TOTAL NET YARDS	5,972	4,926
Avg. Per Game	351.3	289.8
Total Plays	1,080	1,045
Avg. Per Play	5.5	4.7
NET YARDS RUSHING	1,784	1,925
Avg. Per Game	104.9	113.2
Total Rushes	417	432
NET YARDS PASSING	4,188	3,001
Avg. Per Game	246.4	176.5
Sacked/Yards Lost	28/195	57/351
Gross Yards	4,383	3,352
Att./Completions	635/421	556/340
Completion Pct.	66.3	61.2
Had Intercepted	17	8
PUNTS/AVERAGE	59/47.1	79/45.7
NET PUNTING AVG.	59/41.8	79/40.6
PENALTIES/YARDS	96/845	73/604
FUMBLES/BALL LOST	20/11	23/9
TOUCHDOWNS	39	32
Rushing/Passing	9/28	10/19
Defensive/Kicking Game	2	3
TIME OF POSSESSION	30:28	29:32

SCORE BY PERIODS	1	2	3	4	OT	Total
CHIEFS TOTAL	78	165	70	58	0	371
Opp. Total	54	114	55	71	0	294

Preseason (2-1)

8/13	L	24-26	at New Orleans	70,028
8/19	W	38-10	at Arizona	62,190
8/26	W	33-32	CLEVELAND	73,516

Regular Season (11-6)

9/7	L	20-21	DETROIT	73,522
9/17	W	17-9	at Jacksonville	69,615
9/24	W	41-10	CHICAGO	73,562
10/1	W	23-20	at New York Jets	80,461
10/8	W	27-20	at Minnesota	67,003
10/12	W	19-8	DENVER	73,528
10/22	W	31-17	LOS ANGELES CHARGERS	73,642
10/29	L	9-24	at Denver	76,286
11/5	W	21-14	MIAMI (Germany)	50,023
11/20	L	17-21	PHILADELPHIA	73,754
11/26	W	31-17	at Las Vegas	62,441
12/3	L	19-27	at Green Bay	78,124
12/10	L	17-20	BUFFALO	73,639
12/17	W	27-17	at New England	64,628
12/25	L	14-20	LAS VEGAS	73,480
12/31	W	25-17	CINCINNATI	73,565
1/7	W	13-12	at Los Angeles Chargers	68,274

AFC Wild Card Playoff Game

1/13	W	26-7	MIAMI	71,492
------	---	------	-------	--------

AFC Divisional Playoff Game

1/21	W	27-24	at Buffalo	70,808
------	---	-------	------------	--------

AFC Championship Game

1/28	W	17-10	at Baltimore	71,439
------	---	-------	--------------	--------

Super Bowl LVIII

2/11	W	25-22	SAN FRANCISCO	61,629
------	---	-------	---------------	--------

INDIVIDUAL STATISTICS

	Att.	Cmp.	PASSING			TD	Int	LG	Rating
			Yds.	Pct.	TD				
Mahomes	597	401	4,183	67.2	27	14	67	92.6	
Gabbert	35	18	185	51.4	0	3	37	31.3	
Townsend	1	1	11	100.0	0	0	11	112.5	
McKinnon	1	1	4	100.0	1	0	4t	122.9	
Toney	1	0	0	0.0	0	0	0	39.6	
CHIEFS TOTALS	635	421	4,383	66.3	28	17	67	89.6	
Opp. Total	556	340	3,352	61.2	19	8	60	83.6	

PASS RECEIVING

	No.	Yds.	Avg.	LG	TD
Kelce	93	984	10.6	53	5
Rice	79	938	11.9	67	7
Watson	27	460	17.0	41	3
Valdes-Scantling	21	315	15.0	46t	1
Gray	28	305	10.9	34t	2
Pacheco	44	244	5.5	33	2
Moore	21	244	11.6	54	4
McKinnon	25	192	7.7	27	1
Edwards-Helaire	17	188	11.1	48	1
Toney	27	169	6.3	18	1
Hardman	14	118	8.4	37	0
James	10	114	11.4	45	0
Ross	6	53	8.8	20	0
Bell	5	26	5.2	8	0
Perine	3	33	11.0	25	1
Smith	1	0	0.0	0	0
CHIEFS TOTALS	421	4,383	10.4	67	28
Opp. Total	340	3,352	9.9	60	19

RUSHING

	No.	Yds.	Avg.	LG	TD
Pacheco	205	935	4.6	48t	7
Mahomes	75	389	5.2	25	0
Edwards-Helaire	70	223	3.2	20	1
Perine	22	77	3.5	10	0
McKinnon	21	60	2.9	10	1
Gabbert	7	45	6.4	25	0
Toney	11	31	2.8	14	0
Moore	3	23	7.7	11	0
Hardman	1	3	3.0	3	0
Gray	1	1	1.0	1	0
Rice	1	-3	-3.0	-3	0
CHIEFS TOTALS	417	1,784	4.3	48t	9
Opp. Total	432	1,925	4.5	63t	10

TEAM LEADERS

Scoring:	Harrison Butker	137 pts; 38 PATs, 33 FGs
INTs:	L'Jarius Sneed	24 yds.
Tackles:	Justin Reid	95 (74 solo)
Sacks:	Chris Jones, George Karlaftis	10.5 (-71.5 yds.), 10.5 (-55.5 yds.)
Punting:	Tommy Townsend	59, 2,776 yds., 47.1 avg., 20 ln, 20, 68 LG
Punt Returns:	Richie James	20-200 yds., 10.0 avg., 0 TD
Kick Returns:	Richie James	9-187 yds., 20.8 avg., 0 TD





14-3 • 1st AFC West • Andy Reid

LEAGUE STANDINGS



AMERICAN FOOTBALL CONFERENCE

West Division				
W	L	T	Pct.	
Kansas City	14	3	0	.824
L.A. Chargers†	10	7	0	.588
Las Vegas	6	11	0	.353
Denver	5	12	0	.294
North Division				
W	L	T	Pct.	
Cincinnati	12	4	0	.750
Baltimore†	10	7	0	.588
Pittsburgh	9	8	0	.529
Cleveland	7	10	0	.412
East Division				
W	L	T	Pct.	
Buffalo	13	3	0	.813
Miami†	9	8	0	.529
New England	8	9	0	.471
N.Y. Jets	7	10	0	.412
South Division				
W	L	T	Pct.	
Jacksonville	9	8	0	.529
Tennessee	7	10	0	.412
Indianapolis	4	12	1	.265
Houston	3	13	1	.206



NATIONAL FOOTBALL CONFERENCE

West Division				
W	L	T	Pct.	
San Francisco	13	4	0	.765
Seattle†	9	8	0	.529
L.A. Rams	5	12	0	.294
Arizona	4	13	0	.235
North Division				
W	L	T	Pct.	
Minnesota	13	4	0	.765
Detroit	9	8	0	.529
Green Bay	8	9	0	.471
Chicago	3	14	0	.176
East Division				
W	L	T	Pct.	
Philadelphia	14	3	0	.824
Dallas†	12	5	0	.706
N.Y. Giants†	9	7	1	.559
Washington	8	8	1	.500
South Division				
W	L	T	Pct.	
Tampa Bay	8	9	0	.471
Carolina	7	10	0	.412
New Orleans	7	10	0	.412
Atlanta	7	10	0	.412

AFC Championship: Kansas City 23, Cincinnati 20
NFC Championship: Philadelphia 31, San Francisco 7
Super Bowl LVII: Kansas City 38, Philadelphia 35

REGULAR STARTERS

OFFENSE		DEFENSE	
WR	Mecole Hardman	LE	George Karlaftis
LT	Orlando Brown Jr.	DT	Derrick Nnadi
LG	Joe Thuney	DE	Chris Jones
C	Creed Humphrey	RE	Frank Clark
RG	Trey Smith	LB	Leo Chenal
RT	Andrew Wylie	LB	Nick Bolton
TE	Travis Kelce	LB	Willie Gay
WR	JuJu Smith-Schuster	LCB	Trent McDuffie
WR	Marquez Valdes-Scantling	RCB	L'Jarius Sneed
QB	Patrick Mahomes	CB	Jaylen Watson
RB	Isiah Pacheco	SS	Justin Reid
K	Harrison Butker	FS	Juan Thornhill
		P	Tommy Townsend

PRO BOWLERS IN BOLD

TEAM STATISTICS

	CHIEFS	OPP.
TOTAL FIRST DOWNS	408	337
Rushing	105	102
Passing	272	207
Penalty	31	28
3rd Down: Made/Att	94/193	85/222
3rd Down Pct.	48.7	38.3
4th Down: Made/Att	9/12	20/35
4th Down Pct.	75.0	57.1
TOTAL NET YARDS	7,032	5,579
Avg. Per Game	413.6	328.2
Total Plays	1,094	1,093
Avg. Per Play	6.4	5.1
NET YARDS RUSHING	1,970	1,823
Avg. Per Game	115.9	107.2
Total Rushes	417	419
NET YARDS PASSING	5,062	3,756
Avg. Per Game	297.8	220.9
Sacked/Yards Lost	26/188	55/388
Gross Yards	5,250	4,144
Att./Completions	651/435	619/408
Completion Pct.	66.8	65.9
Had Intercepted	12	11
PUNTS/AVERAGE	53/50.4	68/47.6
NET PUNTING AVG.	53/45.6	68/42.9
PENALTIES/YARDS	87/838	98/734
FUMBLES/BALL LOST	21/11	16/9
TOUCHDOWNS	61	43
Rushing/Passing	18/41	10/33
Defensive/Kicking Game	2	0
TIME OF POSSESSION	29:56	30:04

SCORE BY PERIODS	1	2	3	4	OT	Total
CHIEFS TOTAL	93	172	110	112	9	496
Opp. Total	57	132	60	120	0	369

Preseason (2-1)

8/13	L	14-19	at Chicago	61,406
8/20	W	24-14	WASHINGTON	71,061
8/25	W	17-10	GREEN BAY	70,316

Regular Season (14-3)

9/11	W	44-21	at Arizona	63,697
9/15	W	27-24	LOS ANGELES CHARGERS	73,461
9/25	L	17-20	at Indianapolis	65,975
10/2	W	41-31	at Tampa Bay	68,348
10/10	W	30-29	LAS VEGAS	73,523
10/16	L	20-24	BUFFALO	73,586
10/23	W	44-23	at San Francisco	71,746
11/6	W	20-17 OT	TENNESSEE	73,475
11/13	W	27-17	JACKSONVILLE	73,493
11/20	W	30-27	at Los Angeles Chargers	70,240
11/27	W	26-10	LOS ANGELES RAMS	73,557
12/4	L	24-27	at Cincinnati	66,243
12/11	W	34-28	at Denver	76,072
12/18	W	30-24 OT	at Houston	70,541
12/24	W	24-10	SEATTLE	73,331
1/1	W	27-24	DENVER	73,571
1/7	W	31-13	at Las Vegas	62,136

AFC Divisional Playoff Game

1/21	W	27-20	JACKSONVILLE	73,220
------	---	-------	--------------	--------

AFC Championship Game

1/29	W	23-20	CINCINNATI	73,426
------	---	-------	------------	--------

Super Bowl LVII

2/12	W	38-35	PHILADELPHIA	67,827
------	---	-------	--------------	--------

INDIVIDUAL STATISTICS

	Att.	Cmp.	PASSING Yds.	Pct.	TD	Int	LG	Rating
Mahomes	648	435	5,250	67.1	41	12	67	105.1
Henne	2	0	0	0.0	0	0	0	39.6
Townsend	1	0	0	0.0	0	0	0	39.6
CHIEFS TOTALS	651	435	5,250	66.8	41	12	67	104.7
Opp. Total	619	408	4,144	65.9	33	11	66t	95.3

PASS RECEIVING

	No.	Yds.	Avg.	LG	TD
Kelce	110	1,338	12.2	52	12
Smith-Schuster	78	933	12.0	53	3
McKinnon	56	512	9.1	56t	9
Valdes-Scantling	42	687	16.4	57	2
Gray	28	299	10.7	27	1
Hardman	25	297	11.9	36	4
Moore	22	250	11.4	30	0
Edwards-Helaire	17	151	8.9	25	3
Watson	15	315	21.0	67	2
Toney	14	171	12.2	38	2
Pacheco	13	130	10.0	32	0
Fortson	9	108	12.0	40	2
Bell	2	20	10.0	17t	1
Burton	2	11	5.5	9	0
R. Jones	1	22	22.0	22	0
Mahomes	1	6	6.0	6	0
CHIEFS TOTALS	435	5,250	12.1	67	41
Opp. Total	408	4,144	10.2	66t	33

RUSHING

	No.	Yds.	Avg.	LG	TD
Pacheco	170	830	4.9	31	5
Mahomes	61	358	5.9	20	4
Edwards-Helaire	71	302	4.3	52	3
McKinnon	72	291	4.0	30	1
R. Jones	17	70	4.1	13	1
Toney	5	59	11.8	32	1
Hardman	4	31	7.8	25t	2
Moore	3	24	8.0	12	0
Burton	5	7	1.4	6	0
Kelce	2	5	2.5	4	0
Gray	1	1	1.0	1t	1
Townsend	0	0	0.0	0	0
Valdes-Scantling	1	-3	-3.0	-3	0
Henne	5	-5	-1.0	-1	0
CHIEFS TOTALS	417	1,970	4.7	52	18
Opp. Total	419	1,823	4.4	56	10

TEAM LEADERS

Scoring:	Harrison Butker	92 pts; 38 PATs, 18 FGs
INTs:	L'Jarius Sneed, Juan Thornhill	3-57 yds., 3-0 yds.
Tackles:	Nick Bolton	180 (108 solo)
Sacks:	Chris Jones	15.5 (-105.5 yds.)
Punting:	Tommy Townsend	53, 2,672 yds., 50.4 avg., 22 In 20, 76 LG
Punt Returns:	Sky Moore	14-86 yds., 6.1 avg., 0 TD
Kickoff Returns:	Isiah Pacheco	29-597 yds., 20.6 avg., 0 TD





12-5 • 1st AFC West • Andy Reid

Preseason (3-0)

8/14	W	19-16	at San Francisco	54,397
8/20	W	17-10	at Arizona	56,271
8/27	W	28-25	MINNESOTA	72,680

Regular Season (12-5)

9/12	W	33-29	CLEVELAND	72,973
9/19	L	35-36	at Baltimore	70,417
9/26	L	24-30	LOS ANGELES CHARGERS	72,980
10/3	W	42-30	at Philadelphia	69,796
10/10	L	20-38	BUFFALO	73,389
10/17	W	31-13	at Washington	51,322
10/24	L	3-27	at Tennessee	69,484
11/1	W	20-17	NEW YORK GIANTS	72,898
11/7	W	13-7	GREEN BAY	73,476
11/14	W	41-14	at Las Vegas	62,125
11/21	W	19-9	DALLAS	73,494
12/5	W	22-9	DENVER	73,185
12/12	W	48-9	LAS VEGAS	73,278
12/16	W	34-28 OT	at Los Angeles Chargers	70,240
12/26	W	36-10	PITTSBURGH	73,371
1/2	L	31-34	at Cincinnati	64,505
1/8	W	28-24	at Denver	76,012

AFC Wild Card Playoff Game

1/16	W	42-21	PITTSBURGH	73,253
------	---	-------	------------	--------

AFC Divisional Playoff Game

1/23	W	42-36 OT	BUFFALO	73,242
------	---	----------	---------	--------

AFC Championship Game

1/30	L	24-27 OT	CINCINNATI	73,377
------	---	----------	------------	--------

INDIVIDUAL STATISTICS

	Att.	Cmp.	PASSING Yds.	Pct.	TD	Int	LG	Rating
Mahomes	658	436	4,839	66.3	37	13	75t	98.5
Henne	16	11	82	68.8	0	0	17	80.7
Townsend	1	1	16	100.0	0	0	16	118.8
CHIEFS TOTALS	675	448	4,937	66.4	37	13	75t	98.1
Opp. Total	610	401	4,482	65.7	27	15	72t	92.0

PASS RECEIVING

	No.	Yds.	Avg.	LG	TD
Hill	111	1,239	11.2	75t	9
Kelce	92	1,125	12.2	69	9
Hardman	59	693	11.7	53	2
Williams	47	452	9.6	38t	2
Pringle	42	568	13.5	40t	5
Robinson	25	264	10.6	33t	3
Edwards-Helaire	19	129	6.8	29	2
McKinnon	13	107	8.2	14t	1
Bell	9	87	9.7	24	0
Gore	8	105	13.1	50	0
Gray	7	36	5.1	8	1
Fortson	5	47	9.4	27	2
Gordon	5	32	6.4	11	1
Burton	3	31	10.3	20	0
Kemp	2	24	12.0	16	0
Remmers	1	-2	-2.0	-2	0
CHIEFS TOTALS	448	4,937	11.0	75t	37
Opp. Total	401	4,482	11.2	72t	27

RUSHING

	No.	Yds.	Avg.	LG	TD
Williams	144	558	3.9	21	6
Edwards-Helaire	119	517	4.3	17	4
Mahomes	66	381	5.8	32	2
Gore	51	256	5.0	51t	2
Hill	9	96	10.7	33	0
McKinnon	12	62	5.2	18	0
Hardman	8	46	5.8	24	0
Burton	8	26	3.3	7t	1
Bell	4	10	2.5	3	0
Kelce	2	3	1.5	4t	1
Henne	8	0	0.0	4	0
CHIEFS TOTALS	431	1,955	4.5	51t	16
Opp. Total	419	1,999	4.8	47t	15

TEAM LEADERS

Scoring: Harrison Butker 122 pts; 47 PATs, 25 FGs
INTs: Tyrann Mathieu 3-56 yds.
Tackles: Nick Bolton 112 (70 solo)
Sacks: Chris Jones 9.0 (-65.5)
Punting: Tommy Townsend 37, 1,746 yds., 47.2 avg., 20 In 20, 68 LG
Punt Returns: Mecole Hardman 13-157 yds., 12.1 avg. 0 TD
Kickoff Returns: Byron Pringle 25-621 yds., 24.8 avg., 0 TD

LEAGUE STANDINGS



AMERICAN FOOTBALL CONFERENCE

West Division				
W	L	T	Pct.	
Kansas City	12	5	0	.706
Las Vegas†	10	7	0	.588
L.A. Chargers	9	8	0	.529
Denver	7	10	0	.412
North Division				
W	L	T	Pct.	
Cincinnati	10	7	0	.588
Pittsburgh†	9	7	1	.559
Cleveland	8	9	0	.471
Baltimore	8	9	0	.471
East Division				
W	L	T	Pct.	
Buffalo	11	6	0	.647
New England†	10	7	0	.588
Miami	9	8	0	.529
N.Y. Jets	4	13	0	.235
South Division				
W	L	T	Pct.	
Tennessee	12	5	0	.706
Indianapolis	9	8	0	.529
Houston	4	13	0	.235
Jacksonville	3	14	0	.176



NATIONAL FOOTBALL CONFERENCE

West Division				
W	L	T	Pct.	
L.A. Rams	12	5	0	.706
Arizona†	11	6	0	.647
San Francisco†	10	7	0	.588
Seattle	7	10	0	.412
North Division				
W	L	T	Pct.	
Green Bay	13	4	0	.765
Minnesota	8	9	0	.471
Chicago	6	11	0	.353
Detroit	3	13	1	.206
East Division				
W	L	T	Pct.	
Dallas	12	5	0	.706
Philadelphia†	9	8	0	.529
Washington	7	10	0	.412
N.Y. Giants	4	13	0	.235
South Division				
W	L	T	Pct.	
Tampa Bay	13	4	0	.765
New Orleans	9	8	0	.529
Atlanta	7	10	0	.412
Carolina	5	12	0	.294

AFC Championship: Cincinnati 27, Kansas City 24 OT

NFC Championship: Los Angeles 20, San Francisco 17

Super Bowl LVI: Los Angeles 23, Cincinnati 20

REGULAR STARTERS

OFFENSE		DEFENSE	
WR	Tyreek Hill	LE	Chris Jones
LT	Orlando Brown Jr.	DT	Melvin Ingram
LG	Joe Thuney	DT	Jarran Reed
C	Creed Humphrey	DT	Derrick Nnadi
RG	Trey Smith	RE	Chris Jones
RT	Lucas Niang	LB	Frank Clark
	Andrew Wylie	LB	Anthony Hitchens
TE	Travis Kelce	LB	Nick Bolton
WR	Mecole Hardman	LB	Willie Gay
WR	Demarcus Robinson	LCB	Charvarius Ward
QB	Patrick Mahomes	RCB	L'Jarius Sneed
RB	Clyde Edwards-Helaire	CB	Rashad Fenton
K	Harrison Butker	SS	Tyrann Mathieu
		FS	Juan Thornhill
		P	Daniel Sorensen
			Tommy Townsend

PRO BOWLERS IN BOLD

TEAM STATISTICS

	CHIEFS	OPP.
TOTAL FIRST DOWNS	419	363
Rushing	119	121
Passing	267	209
Penalty	33	33
3rd Down: Made/Att.	107/205	80/199
3rd Down Pct.	52.2	40.2
4th Down: Made/Att.	10/15	19/31
4th Down Pct.	66.7	61.3
TOTAL NET YARDS	6,746	6,272
Avg. Per Game	396.8	368.9
Total Plays	1,134	1,060
Avg. Per Play	5.9	5.9
NET YARDS RUSHING	1,955	1,999
Avg. Per Game	115.0	117.6
Total Rushes	431	419
NET YARDS PASSING	4,791	4,273
Avg. Per Game	281.8	251.4
Sacked/Yards Lost	28/146	31/209
Gross Yards	4,937	4,482
Att./Completions	675/448	610/401
Completion Pct.	66.4	65.7
Had Intercepted	13	15
PUNTS/AVERAGE	40/43.1	52/41.8
NET PUNTING AVG.	43.1	41.8
PENALTIES/YARDS	111/925	116/911
FUMBLES/BALL LOST	23/12	25/14
TOUCHDOWNS	57	44
Rushing/Passing	16/37	15/27
Defensive/Kicking Game	4	2
TIME OF POSSESSION	30:56	29:04

SCORE BY PERIODS	1	2	3	4	OT	Total
CHIEFS TOTAL	130	124	91	129	6	480
Opp. Total	66	135	50	113	0	364





14-2 • 1st AFC West • Andy Reid

Preseason (0-0)	
8/15	CINCINNATI Cancelled
8/22	at Arizona Cancelled
8/29	at Dallas Cancelled
9/3	GREEN BAY Cancelled
Regular Season (14-2)	
9/10 W 34-20	HOUSTON 15,895
9/20 W 23-20 OT	at Los Angeles Chargers 0
9/28 W 34-20	at Baltimore 0
10/5 W 26-10	NEW ENGLAND 12,729
10/11 L 32-40	LAS VEGAS 13,311
10/19 W 26-17	at Buffalo 0
10/25 W 43-16	at Denver 5,314
11/1 W 35-9	NEW YORK JETS 11,932
11/8 W 33-31	CAROLINA 12,073
11/22 W 35-31	at Las Vegas 0
11/29 W 27-24	at Tampa Bay 15,950
12/6 W 22-16	DENVER 12,578
12/13 W 33-27	at Miami 13,057
12/20 W 32-29	at New Orleans 3,000
12/27 W 17-14	ATLANTA 13,470
1/3 L 21-38	LOS ANGELES CHARGERS 13,240
AFC Divisional Playoff Game	
1/17 W 22-17	CLEVELAND 16,730
AFC Championship Game	
1/24 W 38-24	BUFFALO 16,993
Super Bowl LV	
2/7 L 9-31	at Tampa Bay (Tampa, FL) 24,835

INDIVIDUAL STATISTICS

	Att.	Cmp.	PASSING			Int.	LG	Rating
			Yds.	Pct.	TD			
Mahomes	588	390	4,740	66.3	38	6	75t	108.2
Henne	38	28	248	73.7	2	0	37	108.2
Townsend	1	1	13	100.0	0	0	13	118.8
Kelce	2	1	4	50.0	0	0	4	56.3
Watkins	1	0	0	0.0	0	1	0	0.0
CHIEFS TOTALS . . .	630	420	5,005	66.7	40	7	75t	107.3
Opp. Total	557	349	3,968	62.7	29	16	72t	89.4

	No.	PASS RECEIVING		LG	TD
		Yds.	Avg.		
Kelce	105	1,416	13.5	45	11
Hill	87	1,276	14.7	75t	15
Robinson	45	466	10.4	28	3
Hardman	41	560	13.7	49t	4
Watkins	37	421	11.4	37	2
Edwards-Helaire	36	297	8.3	26	1
Dar. Williams	18	116	6.4	15	0
Pringle	13	160	12.3	37	1
L. Bell	13	99	7.6	18	0
Thompson	7	65	9.3	37	1
Yelder	7	36	5.1	12	0
Keizer	6	63	10.5	22	0
Kemp	1	11	11.0	11	0
Dieter	1	10	10.0	10	0
Sherman	1	5	5.0	5t	1
Fisher	1	2	2.0	2t	1
Washington	1	2	2.0	2	0
CHIEFS TOTALS . . .	420	5,005	11.9	75t	40
Opp. Total	349	3,968	11.4	72t	29

	No.	RUSHING		LG	TD
		Yds.	Avg.		
Edwards-Helaire	181	803	4.4	31	4
Mahomes	62	308	5.0	24	2
L. Bell	63	254	4.0	16	2
Dar. Williams	39	169	4.3	13t	1
Hill	13	123	9.5	32t	2
Thompson	27	97	3.6	14	1
Hardman	4	31	7.8	20	0
Sherman	3	8	2.7	6	0
Washington	3	5	1.7	3	0
Watkins	1	3	3.0	3	0
Henne	7	2	-0.3	1t	1
CHIEFS TOTALS . . .	403	1,799	4.5	32t	13
Opp. Total	433	1,954	4.5	65	14

TEAM LEADERS

Scoring: Harrison Butker 123 pts; 48 PATs, 25 FGs
INTs: Tyrann Mathieu 6-70 yds.
Tackles: Daniel Sorensen 91 (68 solo)
Sacks: Chris Jones 7.5 (-28.0)
Punting: Tommy Townsend 52, 2,339 yds., 45.0 avg., 20 In 20, 67 LG
Punt Returns: Mecole Hardman 25-176 yds., 7.0 avg., 1 TD
Kickoff Returns: Byron Pringle 10-324 yds., 32.4 avg., 1 TD

LEAGUE STANDINGS



AMERICAN FOOTBALL CONFERENCE

West Division				
	W	L	T	Pct.
Kansas City	14	2	0	.875
Las Vegas	8	8	0	.500
L.A. Chargers	7	9	0	.438
Denver	5	11	0	.313
North Division				
	W	L	T	Pct.
Pittsburgh	12	4	0	.750
Baltimore†	11	5	0	.688
Cleveland†	11	5	0	.688
Cincinnati	4	11	1	.281
East Division				
	W	L	T	Pct.
Buffalo	13	3	0	.813
Miami	10	6	0	.625
New England	7	9	0	.438
N.Y. Jets	2	14	0	.125
South Division				
	W	L	T	Pct.
Tennessee	11	5	0	.688
Indianapolis†	11	5	0	.688
Houston	4	12	0	.250
Jacksonville	1	15	0	.063



NATIONAL FOOTBALL CONFERENCE

West Division				
	W	L	T	Pct.
Seattle	12	4	0	.750
L.A. Rams†	10	6	0	.625
Arizona	8	8	0	.500
San Francisco	6	10	0	.375
North Division				
	W	L	T	Pct.
Green Bay	13	3	0	.813
Chicago†	8	8	0	.500
Minnesota	7	9	0	.438
Detroit	5	11	0	.313
East Division				
	W	L	T	Pct.
Washington	7	9	0	.438
N.Y. Giants	6	10	0	.375
Dallas	6	10	0	.375
Philadelphia	4	11	1	.281
South Division				
	W	L	T	Pct.
New Orleans	12	4	0	.750
Tampa Bay†	11	5	0	.688
Carolina	5	11	0	.313
Atlanta	4	12	0	.250

AFC Championship: Kansas City 38, Buffalo 24

NFC Championship: Tampa Bay 31, Green Bay 26

Super Bowl LV: Tampa Bay 31, Kansas City 9

REGULAR STARTERS

OFFENSE		DEFENSE	
WR Tyreek Hill	LE Tanoh Kpassagnon		
LT Eric Fisher	DT Derrick Nnadi		
LG Kelechi Osemele	DT Chris Jones		
Nick Allegretti	RE Frank Clark		
C Austin Reiter	LB Anthony Hitchens		
RG Andrew Wylie	LB Damien Wilson		
RT Mitchell Schwartz	LB Willie Gay		
TE Travis Kelce	LCB Bashaud Breeland		
WR Sammy Watkins	RCB Charvarius Ward		
WR Demarcus Robinson	CB L'Jarius Sneed		
QB Patrick Mahomes	SS Tyrann Mathieu		
RB Clyde Edwards-Helaire	FS Juan Thornhill		
K Harrison Butker	Daniel Sorensen		
	Tommy Townsend		

PRO BOWLERS IN BOLD

TEAM STATISTICS

	CHIEFS	OPP.
TOTAL FIRST DOWNS	397	353
Rushing	110	113
Passing	255	202
Penalty	32	38
3rd Down: Made/Att	95/194	77/188
3rd Down Pct.	49.0	41.0
4th Down: Made/Att	9/16	13/20
4th Down Pct.	56.3	65.0
TOTAL NET YARDS	6,653	5,733
Avg. Per Game	415.8	358.3
Total Plays	1,057	1,022
Avg. Per Play	6.3	5.6
NET YARDS RUSHING	1,799	1,954
Avg. Per Game	112.4	122.1
Total Rushes	403	433
NET YARDS PASSING	4,854	3,779
Avg. Per Game	303.4	236.2
Sacked/Yards Lost	24/151	32/189
Gross Yards	5,005	3,968
Att./Completions	630/420	557/349
Completion Pct.	66.7	62.7
Had Intercepted	7	16
PUNTS/AVERAGE	52/40.4	57/43.2
NET PUNTING AVG.	40.4	43.2
PENALTIES/YARDS	105/919	97/760
FUMBLES/BALL LOST	19/9	16/6
TOUCHDOWNS	57	44
Rushing/Passing	13/40	14/29
Defensive/Kicking Game	4	1
TIME OF POSSESSION	30:16	29:44

SCORE BY PERIODS	1	2	3	4	OT	Total
CHIEFS TOTAL	94	149	91	136	3	473
Opp. Total	70	117	28	147	0	362





12-4 • 1st AFC West • Andy Reid

Preseason (1-3)

8/10	W	38-17	CINCINNATI	69,813
8/17	L	7-17	at Pittsburgh	50,668
8/24	L	17-27	SAN FRANCISCO	73,027
8/29	L	20-27	at Green Bay	73,803

Regular Season (12-4)

9/8	W	40-26	at Jacksonville	60,157
9/15	W	28-10	at Oakland	52,748
9/22	W	33-28	BALTIMORE	73,390
9/29	W	34-10	at Detroit	65,188
10/6	L	13-19	INDIANAPOLIS	73,352
10/13	L	24-31	HOUSTON	73,323
10/17	W	30-6	at Denver	76,748
10/27	L	24-31	GREEN BAY	73,558
11/3	W	26-23	MINNESOTA	73,615
11/10	L	32-35	at Tennessee	68,864
11/18	W	24-17	at L.A. Chargers (Mexico City)	76,252
12/1	W	40-9	OAKLAND	73,548
12/8	W	23-16	at New England	65,878
12/15	W	23-3	DENVER	73,257
12/22	W	26-3	at Chicago	62,213
12/29	W	31-21	L.A. CHARGERS	73,680

AFC Divisional Playoff Game

1/12	W	51-31	HOUSTON	73,503
------	---	-------	---------	--------

AFC Championship Game

1/19	W	35-24	TENNESSEE	73,656
------	---	-------	-----------	--------

Super Bowl LIV

2/2	W	31-20	San Francisco (Miami, FL)	62,417
-----	---	-------	---------------------------	--------

INDIVIDUAL STATISTICS

	PASSING							
	Att.	Cmp.	Yds.	Pct.	TD	Int	LG	Rating
Mahomes	484	319	4,031	65.9	26	5	83t	105.3
Moore	91	59	659	64.8	4	0	57t	100.9
Colquitt	1	0	0	0.0	0	0	--	39.6
CHIEFS TOTALS	576	378	4,690	65.6	30	5	83t	104.4
Opp. Total	582	352	3,881	60.5	21	16	69	80.8

	PASS RECEIVING				
	No.	Yds.	Avg.	LG	TD
Kelce	97	1,229	12.7	47	5
Hill	58	860	14.8	57t	7
Watkins	52	673	12.9	68t	3
Robinson	32	449	14.0	44t	4
Dam. Williams	30	213	7.1	32	2
McCoy	28	181	6.5	23	1
Hardman	26	538	20.7	83t	6
Dar. Williams	15	167	11.1	52	1
Pringle	12	170	14.2	28	1
Thompson	9	43	4.8	19	0
Bell	8	67	8.4	30	0
Ware	5	22	4.4	18	0
Yelder	3	50	16.7	24	0
Sherman	2	22	11.0	15	0
Thomas	1	6	6.0	6	0
CHIEFS TOTALS	378	4,690	12.4	83t	30
Opp. Total	352	3,881	11.0	69	21

	RUSHING				
	No.	Yds.	Avg.	LG	TD
Dam. Williams	111	498	4.5	91t	5
McCoy	101	465	4.6	39	4
Mahomes	43	218	5.1	25	2
Dar. Williams	41	141	3.4	41	3
Thompson	37	128	3.5	12	1
Ware	17	51	3.0	6	0
Hill	8	23	2.9	5	0
Hardman	4	17	4.3	9	0
Watkins	2	12	6.0	11	0
Sherman	4	9	2.3	5	0
Kelce	1	4	4.0	4t	1
Thomas	1	4	4.0	4	0
Moore	5	-1	-0.2	3	0
CHIEFS TOTALS	375	1,569	4.2	91t	16
Opp. Total	416	2,051	4.9	68t	14

TEAM LEADERS

Scoring: Harrison Butker 147 pts; 45 PATs, 34 FGs
INTs: Tyrann Mathieu 4-70 yds.
Tackles: Anthony Hitchens 88 (51 solo)
Sacks: Chris Jones 9.0 (-75.0)
Punting: Dustin Colquitt 48-1, 2,126 yds., 44.3 avg., 21 In 20, 68 LG
Punt Returns: Mecole Hardman 18-167 yds., 9.3 avg., 0 TDs
Kickoff Returns: Mecole Hardman 27-704 yds., 26.1 avg., 1 TD

LEAGUE STANDINGS



AMERICAN FOOTBALL CONFERENCE

	West Division			
	W	L	T	Pct.
Kansas City	12	4	0	.750
Denver	7	9	0	.438
Oakland	7	9	0	.438
L.A. Chargers	5	11	9	.313
	North Division			
	W	L	T	Pct.
Baltimore	14	2	0	.875
Pittsburgh	8	8	0	.500
Cleveland	6	10	0	.375
Cincinnati	2	14	0	.125
	East Division			
	W	L	T	Pct.
New England	12	4	0	.750
Buffalo†	10	6	0	.625
N.Y. Jets	7	9	0	.438
Miami	5	11	0	.313
	South Division			
	W	L	T	Pct.
Houston	10	6	0	.625
Tennessee†	9	7	0	.563
Indianapolis	7	9	0	.438
Jacksonville	6	10	0	.375



NATIONAL FOOTBALL CONFERENCE

	West Division			
	W	L	T	Pct.
San Francisco	13	3	0	.813
Seattle†	11	5	0	.688
L.A. Rams	9	7	0	.563
Arizona	5	10	1	.344
	North Division			
	W	L	T	Pct.
Green Bay	13	3	0	.813
Minnesota†	10	6	0	.625
Chicago	8	8	0	.500
Detroit	3	12	1	.219
	East Division			
	W	L	T	Pct.
Philadelphia	9	7	0	.563
Dallas	8	8	0	.500
N.Y. Giants	4	12	0	.250
Washington	3	13	0	.188
	South Division			
	W	L	T	Pct.
New Orleans	13	3	0	.813
Atlanta	7	9	0	.438
Tampa Bay	7	9	0	.438
Carolina	5	11	0	.313

AFC Championship: Kansas City 35, Tennessee 24

NFC Championship: San Francisco 37, Green Bay 20

Super Bowl LIV: Kansas City 31, San Francisco 20

REGULAR STARTERS

OFFENSE

WR Tyreek Hill
LT Eric Fisher
Cam Erving
LG Andrew Wylie
C Austin Reiter
RG Laurent Duvernay-Tardif
RT Mitchell Schwartz
TE Travis Kelce
WR Sammy Watkins
WR Demarcus Robinson
QB Patrick Mahomes
RB Damien Williams
LeSean McCoy
K Harrison Butker

DEFENSE

LE Alex Okafor
Tanoh Kpassagnon
DT Derrick Nnadi
DT Chris Jones
RE Frank Clark
LB Anthony Hitchens
LB Damien Wilson
LB Reggie Ragland
LCB Bashaud Breeland
RCB Charvarius Ward
CB Kendall Fuller
SS Tyrann Mathieu
FS Juan Thornhill
P Dustin Colquitt

PRO BOWLERS IN BOLD

TEAM STATISTICS

	CHIEFS	OPP.
TOTAL FIRST DOWNS	350	344
Rushing	93	115
Passing	211	190
Penalty	46	39
3rd Down: Made/Att	89/187	75/202
3rd Down Pct.	47.6	37.1
4th Down: Made/Att	6/10	16/31
4th Down Pct.	60.0	51.6
TOTAL NET YARDS	6,067	5,594
Avg. Per Game	379.2	349.6
Total Plays	976	1,043
Avg. Per Play	6.2	5.4
NET YARDS RUSHING	1,569	2,051
Avg. Per Game	98.1	128.2
Total Rushes	375	416
NET YARDS PASSING	4,498	3,543
Avg. Per Game	281.1	221.4
Sacked/Yards Lost	25/192	45/338
Gross Yards	4,690	3,881
Att./Completions	576/378	582/352
Completion Pct.	65.6	60.5
Had Intercepted	5	16
PUNTS/AVERAGE	49/43.4	58/43.8
NET PUNTING AVG.	49/39.5	58/39.6
PENALTIES/YARDS	107/1,029	116/844
FUMBLES/BALL LOST	20/10	20/7
TOUCHDOWNS	50	36
Rushing/Passing	16/30	14/21
Defensive/Kicking Game	4	1
TIME OF POSSESSION	29:27	30:33

SCORE BY PERIODS	1	2	3	4	OT	Total
CHIEFS TOTAL	90	177	103	81	0	451
Opp. Total	80	67	57	104	0	308





12-4 • 1st AFC West • Andy Reid

LEAGUE STANDINGS



AMERICAN FOOTBALL CONFERENCE

West Division				
W	L	T	Pct.	
Kansas City	12	4	0	.750
L.A. Chargers†	12	4	0	.750
Denver	6	10	0	.375
Oakland	4	12	0	.250
North Division				
W	L	T	Pct.	
Baltimore	10	6	0	.625
Pittsburgh	9	6	1	.594
Cleveland	7	8	1	.469
Cincinnati	6	10	0	.375
East Division				
W	L	T	Pct.	
New England	11	5	0	.688
Miami	7	9	0	.438
Buffalo	6	10	0	.375
N.Y. Jets	4	12	0	.250
South Division				
W	L	T	Pct.	
Houston	11	5	0	.688
Indianapolis†	10	6	0	.625
Tennessee	9	7	0	.563
Jacksonville	5	11	0	.313



NATIONAL FOOTBALL CONFERENCE

West Division				
W	L	T	Pct.	
L.A. Rams	13	3	0	.813
Seattle†	10	6	0	.625
San Francisco	4	12	0	.250
Arizona	3	13	0	.188
North Division				
W	L	T	Pct.	
Chicago	12	4	0	.750
Minnesota	8	7	1	.531
Green Bay	6	9	1	.406
Detroit	6	10	0	.375
East Division				
W	L	T	Pct.	
Dallas	10	6	0	.625
Philadelphia†	9	7	0	.563
Washington	7	9	0	.438
N.Y. Giants	5	11	0	.313
South Division				
W	L	T	Pct.	
New Orleans	13	3	0	.813
Atlanta	7	9	0	.438
Carolina	7	9	0	.438
Tampa Bay	5	11	0	.313

AFC Championship: New England 38, Kansas City 31
NFC Championship: L.A. Rams 26, New Orleans 23
Super Bowl LIII: New England 13, L.A. Rams 3

REGULAR STARTERS

OFFENSE

WR	Tyreek Hill
LT	Eric Fisher
LG	Cam Erving
C	Mitch Morse
RG	Andrew Wylie
RT	Mitchell Schwartz
TE	Travis Kelce
FB	Anthony Sherman
WR	Chris Conley
QB	Patrick Mahomes
RB	Kareem Hunt
K	Harrison Butker

DEFENSE

LE	Allen Bailey
NT	Derrick Nnadi
RE	Chris Jones
LOLB	Dee Ford
LILB	Anthony Hitchens
RILB	Reggie Ragland
ROLB	Justin Houston
LCB	Kendall Fuller
RCB	Steven Nelson
SS	Eric Murray
FS	Ron Parker
P	Dustin Colquitt

PRO BOWLERS IN BOLD

TEAM STATISTICS

	CHIEFS	OPP.
TOTAL FIRST DOWNS	384	419
Rushing	108	129
Passing	239	247
Penalty	37	43
3rd Down: Made/Att	83/176	80/193
3rd Down Pct.	47.2	41.5
4th Down: Made/Att	12/15	18/27
4th Down Pct.	80.0	66.7
TOTAL NET YARDS	6,810	6,488
Avg. Per Game	425.6	405.5
Total Plays	996	1,109
Avg. Per Play	6.8	5.9
NET YARDS RUSHING	1,855	2,114
Avg. Per Game	115.9	132.1
Total Rushes	387	425
NET YARDS PASSING	4,955	4,374
Avg. Per Game	309.7	273.4
Sacked/Yards Lost	26/171	52/347
Gross Yards	5,126	4,721
Att./Completions	583/385	632/406
Completion Pct.	66.0	64.2
Had Intercepted	12	15
PUNTS/AVERAGE	45/44.9	52/43.8
NET PUNTING AVG.	45/40.5	52/36.2
PENALTIES/YARDS	137/1,152	107/881
FUMBLES/BALL LOST	18/6	29/12
TOUCHDOWNS	71	51
Rushing/Passing	16/50	19/30
Defensive/Kicking Game	5	2
TIME OF POSSESSION	28:56	31:04

SCORE BY PERIODS	1	2	3	4	OT	Total
CHIEFS TOTAL	147	150	134	131	3	565
Opp. Total	56	131	98	136	0	421

Preseason (2-2)

8/11 L	10-17	HOUSTON	58,465
8/19 W	28-14	at Atlanta	71,628
8/25 L	20-27	at Chicago	60,511
8/31 W	33-21	GREEN BAY	63,588

Regular Season (12-4)

9/9 W	38-28	at Los Angeles	25,351
9/16 W	42-37	at Pittsburgh	63,956
9/23 W	38-27	SAN FRANCISCO	76,023
10/1 W	27-23	at Denver	76,656
10/7 W	30-14	JACKSONVILLE	75,289
10/14 L	40-43	at New England	65,878
10/21 W	45-10	CINCINNATI	75,676
10/28 W	30-23	DENVER	77,103
11/4 W	37-21	at Cleveland	67,431
11/11 W	26-14	ARIZONA	76,712
11/19 L	51-54	at L.A. Rams	77,002
12/2 W	40-33	at Oakland	54,255
12/9 W	27-24	BALTIMORE	74,336
12/13 L	28-29	L.A. CHARGERS	75,091
12/23 L	31-38	at Seattle	69,067
12/30 W	35-3	OAKLAND	77,550

AFC Divisional Playoff Game

1/12 W	31-13	INDIANAPOLIS	76,765
--------	-------	--------------	--------

AFC Championship Game

1/20 L	31-37 OT	NEW ENGLAND	77,034
--------	----------	-------------	--------

INDIVIDUAL STATISTICS

	Att.	Cmp.	PASSING			TD	Int	LG	Rating
			Yds.	Pct.					
Mahomes	580	383	5,097	66.0	50	12	89t	113.8	
Henne	3	2	29	66.7	0	0	22	97.9	
CHIEFS TOTALS	583	385	5,126	66.0	50	12	89t	113.8	
Opp. Total	632	406	4,721	64.2	30	15	49	92.7	

	No.	PASS RECEIVING		LG	TD
		Yds.	Avg.		
Kelce	103	1,336	13.0	43	10
Hill	87	1,479	17.0	75t	12
Watkins	40	519	13.0	50	3
Conley	32	334	10.4	27	5
Hunt	26	378	14.5	67t	7
Dam. Williams	23	160	7.0	32	2
Robinson	22	288	13.1	89t	4
Ware	20	224	11.2	31	0
Harris	12	164	13.7	35	3
Sherman	8	96	12.0	36t	1
Thomas	3	29	9.7	15	1
Dar. Williams	3	27	9.0	11t	1
West	2	37	18.5	25t	1
Benjamin	2	26	13.0	17	0
Dieter	1	22	22.0	22	0
Kemp	1	7	7.0	7	0
CHIEFS TOTALS	385	5,126	13.3	89t	50
Opp. Total	406	4,721	11.6	49	30

	No.	RUSHING		LG	TD
		Yds.	Avg.		
Hunt	181	824	4.6	45	7
Mahomes	60	272	4.5	28	2
Dam. Williams	50	256	5.1	25	4
Ware	51	246	4.8	34	2
Hill	22	151	6.9	33	1
Watkins	5	52	10.4	31	0
Dar. Williams	13	44	3.4	8	0
Thomas	1	6	6.0	6	0
Henne	1	3	3.0	3	0
Sherman	1	2	2.0	2	0
West	2	-1	-0.5	1	0
CHIEFS TOTALS	387	1,855	4.8	45	16
Opp. Total	425	2,114	5.0	30	19

TEAM LEADERS

Scoring: Harrison Butker 137 pts; 65 PATs, 24 FGs
INTs: Steven Nelson 4-53 yds.
Tackles: Anthony Hitchens 135 (81 solo)
Sacks: Chris Jones 15.5 (-122.0)
Punting: Dustin Colquitt 45-0, 2,021 yds., 44.9 avg., 21 In 20, 67 LG
Punt Returns: Tyreek Hill 20-213 yds., 10.7 avg., 1 TDs





Preseason (2-2)				
8/11	L	17-27	SAN FRANCISCO	69,706
8/19	W	30-12	at Cincinnati	47,714
8/25	L	13-26	at Seattle	68,541
8/31	W	30-6	TENNESSEE	60,213
Regular Season (10-6)				
9/7	W	42-27	at New England	65,878
9/17	W	27-20	PHILADELPHIA	74,971
9/24	W	24-10	at L.A. Chargers	25,386
10/2	W	29-20	WASHINGTON	74,587
10/8	W	42-34	at Houston	71,835
10/15	L	13-19	PITTSBURGH	76,994
10/19	L	30-31	at Oakland	55,090
10/30	W	29-19	DENVER	76,573
11/5	L	17-28	at Dallas	93,273
11/19	L	9-12	at N.Y. Giants	76,363
11/26	L	10-16	BUFFALO	74,929
12/3	L	31-38	at N.Y. Jets	77,562
12/10	W	26-15	OAKLAND	74,461
12/16	W	30-13	L.A. CHARGERS	75,011
12/24	W	29-13	MIAMI	65,325
12/31	W	27-24	at Denver	75,928
AFC Wild Card Playoff Game				
1/6	L	21-22	TENNESSEE	73,319

INDIVIDUAL STATISTICS

PASSING								
	Att.	Cmp.	Yds.	Pct.	TD	Int	LG	Rating
Smith	505	341	4,042	67.5	26	5	79t	104.7
Mahomes	35	22	284	62.9	0	1	51	76.4
Kelce	1	0	0	0.0	0	1	--	0.0
Hill	1	0	0	0.0	0	1	--	0.0
Bray	1	0	0	0.0	0	0	--	39.6
CHIEFS TOTALS	543	363	4326	66.9	26	8	79t	100.8
Opp. Total	570	325	4131	57.0	23	16	69	81.5

PASS RECEIVING					
	No.	Yds.	Avg.	LG	TD
Kelce	83	1,038	12.5	44	8
Hill	75	1,183	15.8	79t	7
K. Hunt	53	455	8.6	78t	3
Wilson	42	554	13.2	63t	3
West	27	150	5.6	25	2
Robinson	21	212	10.1	33	0
Harris	18	224	12.4	51	1
Thomas	14	143	10.2	57t	2
Conley	11	175	15.9	35	0
Sherman	6	47	7.8	11	0
Travis	5	43	8.6	18	0
A. Hunt	4	31	7.8	20	0
Charles	2	53	26.5	35	0
Chesson	2	18	9.0	10	0
CHIEFS TOTALS	363	4326	11.9	79t	26
Opp. Total	325	4131	12.7	69	23

RUSHING					
	No.	Yds.	Avg.	LG	TD
K. Hunt	272	1,327	4.9	69t	8
Smith	60	355	5.9	70	1
West	18	72	4.0	21t	2
Hill	17	59	3.5	16	0
Sherman	14	40	2.5	9	1
A. Hunt	8	23	2.9	11	0
Mahomes	7	10	1.4	5	0
Kelce	2	7	3.5	4	0
Wilson	3	6	2.0	6	0
Thomas	1	4	4.0	4	0
Spiller	2	0	0.0	1	0
Bray	1	0	0.0	0	0
CHIEFS TOTALS	405	1903	4.7	70	12
Opp. Total	443	1890	4.3	27	15

TEAM LEADERS

Scoring: Harrison Butker 142 pts; 28 PATs, 38 FGs
INTs: Marcus Peters 6-63 yds.
Tackles: Daniel Sorensen 88 (66 solo)
Sacks: Justin Houston 9.5 (-54.0)
Punting: Dustin Colquitt 65-0, 2,936 yds., 45.2 avg., 29 In 20, 77 LG
Punt Returns: Tyreek Hill 25-205 yds., 8.2 avg., 1 TDs
Kickoff Returns: Akeem Hunt 25-611 yds., 24.4 avg., 0 TD

LEAGUE STANDINGS



AMERICAN FOOTBALL CONFERENCE

West Division				
	W	L	T	Pct.
Kansas City	10	6	0	.625
L.A. Chargers	9	7	0	.563
Oakland	6	10	0	.375
Denver	5	11	0	.313
North Division				
	W	L	T	Pct.
Pittsburgh	13	3	0	.813
Baltimore	9	7	0	.563
Cincinnati	7	9	0	.438
Cleveland	0	16	0	.000
East Division				
	W	L	T	Pct.
New England	13	3	0	.813
Buffalo†	9	7	0	.563
Miami	6	10	0	.375
N.Y. Jets	5	11	0	.313
South Division				
	W	L	T	Pct.
Jacksonville	10	6	0	.625
Tennessee†	9	7	0	.563
Indianapolis	4	12	0	.250
Houston	4	12	0	.250



NATIONAL FOOTBALL CONFERENCE

West Division				
	W	L	T	Pct.
L.A. Rams	11	5	0	.688
Seattle	9	7	0	.563
Arizona	8	8	0	.500
San Francisco	6	10	0	.375
North Division				
	W	L	T	Pct.
Minnesota	13	3	0	.813
Detroit	9	7	0	.563
Green Bay	7	9	0	.438
Chicago	5	11	0	.313
East Division				
	W	L	T	Pct.
Philadelphia	13	3	0	.813
Dallas	9	7	0	.563
Washington	7	9	0	.438
N.Y. Giants	3	13	0	.188
South Division				
	W	L	T	Pct.
New Orleans	11	5	0	.688
Carolina†	11	5	0	.688
Atlanta†	10	6	0	.625
Tampa Bay	5	11	0	.313

AFC Championship: New England 24, Jacksonville 20

NFC Championship: Philadelphia 38, Minnesota 7

Super Bowl LII: Philadelphia 41, New England 33

REGULAR STARTERS

OFFENSE		DEFENSE	
WR	Tyreek Hill	LE	Chris Jones
LT	Eric Fisher	NT	Bennie Logan
LG	Bryan Witzmann	RE	Allen Bailey
C	Mitch Morse	LOLB	Frank Zombo
RG	Laurent Duvernay-Tardif	LILB	Reggie Ragland
RT	Mitchell Schwartz	RILB	Derrick Johnson
TE	Travis Kelce	ROLB	Justin Houston
	Demetrius Harris	LCB	Marcus Peters
WR	Demarcus Robinson	RCB	Terrance Mitchell
QB	Alex Smith	SS	Daniel Sorensen
RB	Kareem Hunt	FS	Ron Parker
K	Harrison Butker	P	Dustin Colquitt

PRO BOWLERS IN BOLD

TEAM STATISTICS

	CHIEFS	OPP.
TOTAL FIRST DOWNS	322	352
Rushing	95	112
Passing	198	204
Penalty	29	36
3rd Down: Made/Att	78/199	83/207
3rd Down Pct.	39.2	40.1
4th Down: Made/Att	3/10	9/17
4th Down Pct.	30.0	52.9
TOTAL NET YARDS	6,007	5,842
Avg. Per Game	375.4	365.1
Total Plays	985	1,044
Avg. Per Play	6.1	5.6
NET YARDS RUSHING	1,903	1,890
Avg. Per Game	118.9	118.1
Total Rushes	405	443
NET YARDS PASSING	4,104	3,952
Avg. Per Game	256.5	247.0
Sacked/Yards Lost	37/222	31/179
Gross Yards	4,326	4,131
Att./Completions	543/363	570/325
Completion Pct.	66.9	57.0
Had Intercepted	8	16
PUNTS/AVERAGE	65/45.2	72/42.6
NET PUNTING AVG.	65/41.1	72/37.6
PENALTIES/YARDS	118/1,044	107/864
FUMBLES/BALL LOST	14/3	19/10
TOUCHDOWNS	42	39
Rushing/Passing	12/26	15/23
Defensive/Kicking Game	4	1
TIME OF POSSESSION	30:39	29:21

SCORE BY PERIODS	1	2	3	4	OT	Total
CHIEFS TOTAL	84	116	91	124	0	415
Opp. Total	77	82	70	107	3	339





12-4 • 1st AFC West • Andy Reid

Preseason (2-2)

8/13	L	34-19	SEATTLE	69,816
8/20	L	14-13	at Los Angeles Rams	80,782
8/27	W	34-10	at Chicago	61,681
9/1	W	24-17	GREEN BAY	70,155

Regular Season (12-4)

9/11	W	33-27 OT	SAN DIEGO	73,238
9/18	L	12-19	at Houston	71,890
9/25	W	24-3	N.Y. JETS	71,587
10/2	L	14-43	at Pittsburgh	61,278
10/16	W	26-10	at Oakland	54,211
10/23	W	27-21	NEW ORLEANS	76,282
10/30	W	30-14	at Indianapolis	65,417
11/6	W	19-14	JACKSONVILLE	73,294
11/13	W	20-17	at Carolina	74,181
11/20	L	17-19	TAMPA BAY	72,277
11/27	W	30-27 OT	at Denver	76,819
12/4	W	29-28	at Atlanta	69,879
12/8	W	21-13	OAKLAND	75,191
12/18	L	17-19	TENNESSEE	68,084
12/25	W	33-10	DENVER	76,671
1/1	W	37-27	at San Diego	54,915

AFC Divisional Playoff Game

1/15	L	16-18	PITTSBURGH	75,678
------	---	-------	------------	--------

INDIVIDUAL STATISTICS

	Att.	Cmp.	PASSING			Int	LG	Rating
			Yds.	Pct.	TD			
Smith	489	328	3,502	67.1	15	8	80t	91.2
Foles	55	36	410	65.5	3	0	49	105.9
Poe	1	1	2	100.0	1	0	2t	118.8
Maclin	1	0	0	0.0	0	0	--	39.6
CHIEFS TOTALS	546	365	3,914	66.8	19	8	80t	93.2
Opp. Total	598	350	4,120	58.5	23	18	76t	79.8

	No.	PASS RECEIVING		LG	TD
		Yds.	Avg.		
Kelce	85	1,125	13.2	80t	4
Hill	61	593	9.7	49	6
Maclin	44	536	12.2	44	2
Conley	44	530	12.0	39	0
Ware	33	447	13.5	46t	2
Wilson	31	279	9.0	42	2
West	28	188	6.7	28	2
Harris	17	123	7.2	13	1
Thomas	7	35	5.0	15	0
Sherman	4	11	2.8	6	0
Davis	3	21	7.0	11	0
Travis	3	15	5.0	6	0
Charles	2	14	7.0	16	0
O'Shaughnessy	2	-1	-0.5	0	0
A.Smith	1	3	3.0	3	0
E.Fisher	0	-5	0	-5	0
CHIEFS TOTALS	365	3,914	10.7	80t	19
Opp. Total	350	4,120	11.8	76t	23

	No.	RUSHING		LG	TD
		Yds.	Avg.		
Ware	214	921	4.3	46	3
West	88	293	3.3	28	1
Hill	24	267	11.1	70t	3
Smith	48	134	2.8	24	5
Wilson	2	50	25.0	55t	1
Charles	12	40	3.3	17	1
Thomas	4	29	7.3	23	0
Davis	13	23	1.8	6	0
Poe	1	1	1.0	1t	1
Maclin	1	-1	-1.0	-1	0
Foles	4	-4	-1.0	-1	0
Kelce	1	-5	-5.0	-5	0
CHIEFS TOTALS	412	1,748	4.2	70t	15
Opp. Total	437	1,938	4.4	44	10

TEAM LEADERS

Scoring: Cairo Santos 129 pts; 36 PATs, 31 FGs
INTs: Marcus Peters 6-63 yds.
Tackles: Derrick Johnson 90 (70 solo)
Sacks: Dee Ford 10.0 (-52.5)
Punting: Dustin Colquitt 76-3,427 yds., 45.1 avg., 38 In 20, 64 LG
Punt Returns: Tyreek Hill 39-592 yds., 15.2 avg., 2 TDs
Kickoff Returns: Tyreek Hill 14-384 yds., 27.4 avg., 1 TD

LEAGUE STANDINGS



AMERICAN FOOTBALL CONFERENCE

West Division				
W	L	T	Pct.	
Kansas City	12	4	0	.750
Oakland†	12	4	0	.750
Denver	9	7	0	.563
San Diego	5	11	0	.313
North Division				
W	L	T	Pct.	
Pittsburgh	11	5	0	.688
Baltimore	8	8	0	.500
Cincinnati	6	9	1	.406
Cleveland	1	15	0	.063
East Division				
W	L	T	Pct.	
New England	14	2	0	.875
Miami†	10	6	0	.625
Buffalo	7	9	0	.438
N.Y. Jets	5	11	0	.313
South Division				
W	L	T	Pct.	
Houston	9	7	0	.563
Tennessee	9	7	0	.563
Indianapolis	8	8	0	.500
Jacksonville	3	13	0	.188



NATIONAL FOOTBALL CONFERENCE

West Division				
W	L	T	Pct.	
Seattle	10	5	1	.656
Arizona	7	8	1	.469
Los Angeles	4	12	0	.250
San Francisco	2	14	0	.125
North Division				
W	L	T	Pct.	
Green Bay	10	6	0	.625
Detroit†	9	7	0	.563
Minnesota	8	8	0	.500
Chicago	3	13	0	.188
East Division				
W	L	T	Pct.	
Dallas	13	3	0	.813
N.Y. Giants†	11	5	0	.688
Washington	8	7	1	.531
Philadelphia	7	9	0	.438
South Division				
W	L	T	Pct.	
Atlanta	11	5	0	.688
Tampa Bay	9	7	0	.563
New Orleans	7	9	0	.438
Carolina	6	10	0	.375

AFC Championship: New England 36, Pittsburgh 17

NFC Championship: Atlanta 44, Green Bay 21

Super Bowl LI: New England 34, Atlanta 28 (OT)

REGULAR STARTERS

OFFENSE		DEFENSE	
WR	Jeremy Maclin	LE	Jaye Howard
LT	Eric Fisher	NT	Dontari Poe
LG	Zach Fulton	RE	Chris Jones
C	Mitch Morse	LOLB	Dee Ford
RG	Laurent Duvernay-Tardif	LILB	Derrick Johnson
RT	Mitchell Schwartz	RILB	Ramik Wilson
TE	Travis Kelce	ROLB	Frank Zombo
TE	Demetrius Harris	LCB	Marcus Peters
WR	Chris Conley	RCB	Steven Nelson
QB	Alex Smith	SS	Eric Berry
RB	Spencer Ware	FS	Ron Parker
K	Cairo Santos	P	Dustin Colquitt

PRO BOWLERS IN BOLD

TEAM STATISTICS

	CHIEFS	OPP.
TOTAL FIRST DOWNS	305	342
Rushing	86	102
Passing	197	209
Penalty	22	31
3rd Down: Made/Att	81/213	96/222
3rd Down Pct.	38.0	43.2
4th Down: Made/Att	10/14	10/20
4th Down Pct.	71.4	50.0
TOTAL NET YARDS	5,488	5,896
Avg. Per Game	343.0	368.5
Total Plays	990	1,063
Avg. Per Play	5.5	5.5
NET YARDS RUSHING	1,748	1,938
Avg. Per Game	109.3	121.1
Total Rushes	412	437
NET YARDS PASSING	3,740	3,958
Avg. Per Game	233.8	247.4
Sacked/Yards Lost	32/174	28/162
Gross Yards	3,914	4,120
Att./Completions	546/365	598/350
Completion Pct.	66.8	58.5
Had Intercepted	8	18
PUNTS/AVERAGE	76/45.1	69/44.6
NET PUNTING AVG.	76/40.7	69/34.2
PENALTIES/YARDS	109/848	109/797
FUMBLES/BALL LOST	18/9	27/15
TOUCHDOWNS	42	34
Rushing/Passing	15/19	10/23
Defensive/Kicking Game	8	1
TIME OF POSSESSION	29:59	30:01

SCORE BY PERIODS	1	2	3	4	OT	Total
CHIEFS TOTAL	88	117	61	111	12	389
Opp. Total	76	103	44	85	3	311





11-5 • 2nd AFC West • Andy Reid

Preseason (4-0)		Regular Season (11-5)	
8/15 W 34-19	at Arizona	62,313	
8/21 W 14-13	SEATTLE	71,915	
8/28 W 34-10	TENNESSEE	69,813	
9/3 W 24-17	at St. Louis	37,616	
9/13 W 27-20	at Houston	71,776	
9/17 L 24-31	DENVER	76,404	
9/28 L 28-38	at Green Bay (Mon.)	78,214	
10/4 L 21-36	at Cincinnati	57,498	
10/11 L 17-18	CHICAGO	75,799	
10/18 L 10-16	at Minnesota	52,480	
10/25 W 23-13	PITTSBURGH	76,365	
11/1 W 45-10	DETROIT (London)	83,624	
11/15 W 29-13	at Denver	76,973	
11/22 W 33-3	at San Diego	65,837	
11/29 W 30-22	BUFFALO	72,493	
12/6 W 34-20	at Oakland	55,010	
12/13 W 10-3	SAN DIEGO	72,314	
12/20 W 34-14	at Baltimore	70,791	
12/27 W 17-13	CLEVELAND	69,115	
1/3 W 23-17	OAKLAND	76,114	
1/9 W 30-0	AFC Wild Card Playoff Game at Houston	71,800	
1/16 L 20-27	AFC Divisional Playoff Game at New England	66,829	

INDIVIDUAL STATISTICS

	PASSING							
	Att.	Cmp.	Yds.	Pct.	TD	Int	LG	Rating
Smith	470	307	3,486	65.3	20	7	80t	95.4
Daniel	2	2	4	100.0	0	0	6	79.2
Santos	1	1	3	100.0	0	0	3	79.2
CHIEFS TOTALS	473	310	3,493	65.5	20	7	80t	95.4
Opp. Total	607	349	3,988	57.5	25	22	55t	76.0

	PASS RECEIVING				
	No.	Yds.	Avg.	LG	TD
Maclin	87	1,088	12.5	61	8
Kelce	72	875	12.2	42t	5
Wilson	35	451	12.9	44t	2
Charles	21	177	8.4	26	1
West	20	214	10.7	80t	1
Conley	17	199	11.7	44	1
Thomas	17	140	8.2	36	1
Avant	15	119	7.9	20	0
Harris	7	74	10.6	25	1
O'Shaughnessy	6	87	14.5	30	0
Ware	6	5	0.8	5	0
Sherman	4	34	8.5	18	0
Davis	2	24	12.0	12	0
B. Parker	1	6	6.0	6	0
CHIEFS TOTALS	310	3,493	11.3	80t	20
Opp. Total	349	3,988	11.4	55t	25

	RUSHING				
	No.	Yds.	Avg.	LG	TD
West	160	634	4.0	38t	4
A. Smith	84	498	5.9	49	2
Ware	72	403	5.6	52	6
Charles	71	364	5.1	34t	4
Davis	28	72	2.6	10	1
Thomas	9	34	3.8	13	1
Wilson	5	26	5.2	8	0
Maclin	3	14	4.7	18	0
Poe	1	1	1.0	1t	1
Sherman	1	0	0.0	0	0
Daniel	2	-2	-1.0	-1	0
CHIEFS TOTALS	436	2,044	4.7	52	19
Opp. Total	383	1,571	4.1	42	7

TEAM LEADERS

Scoring: Cairo Santos 129 pts; 39 PATs, 30 FGs
INTs: Marcus Peters 8-280 yds.
Tackles: Derrick Johnson 116 (95 solo)
Sacks: Justin Houston 7.5 (-54.0)
Punting: Dustin Colquitt 75-3,333 yds., 44.4 avg., 37 In 20, 62 LG
Punt Returns: De'Anthony Thomas 29-227 yds., 7.8 avg., 0 TDs
Kickoff Returns: Knile Davis 24-603 yds., 25.1 avg., 0 TDs

LEAGUE STANDINGS



AMERICAN FOOTBALL CONFERENCE

West Division				
W	L	T	Pct.	
Denver	12	4	0	.750
Kansas City†	11	5	0	.688
Oakland	7	9	0	.438
San Diego	4	12	0	.250
North Division				
W	L	T	Pct.	
Cincinnati	12	4	0	.750
Pittsburgh†	10	6	0	.625
Baltimore	5	11	0	.313
Cleveland	3	13	0	.188
East Division				
W	L	T	Pct.	
New England	12	4	0	.750
N.Y. Jets	10	6	0	.625
Buffalo	8	8	0	.500
Miami	6	10	0	.375
South Division				
W	L	T	Pct.	
Houston	9	7	0	.563
Indianapolis	8	8	0	.500
Jacksonville	5	11	0	.313
Tennessee	3	13	0	.188



NATIONAL FOOTBALL CONFERENCE

West Division				
W	L	T	Pct.	
Arizona	13	3	0	.813
Seattle†	10	6	0	.625
St. Louis	7	9	0	.438
San Francisco	5	11	0	.313
North Division				
W	L	T	Pct.	
Minnesota	11	5	0	.688
Green Bay†	10	6	0	.625
Detroit	7	9	0	.438
Chicago	6	10	0	.375
East Division				
W	L	T	Pct.	
Washington	9	7	0	.563
Philadelphia	7	9	0	.438
N.Y. Giants	6	10	0	.375
Dallas	4	12	0	.250
South Division				
W	L	T	Pct.	
Carolina	15	1	0	.938
Atlanta	8	8	0	.500
New Orleans	7	9	0	.438
Tampa Bay	6	10	0	.375

AFC Championship: Denver 20, New England 18

NFC Championship: Carolina 49, Arizona 15

Super Bowl 50: Denver 24, Carolina 10

REGULAR STARTERS

OFFENSE		DEFENSE	
WR	Jeremy Maclin	LE	Jaye Howard
LT	Eric Fisher	NT	Dontari Poe
LG	Jeff Allen	RE	Allen Bailey
C	Mitch Morse	LOLB	Justin Houston
RG	Laurent Duvernay-Tardif	LILB	Derrick Johnson
RT	Jah Reid	RILB	Josh Mauga
TE	Travis Kelce	ROLB	Tamba Hali
	Demetrius Harris	LCB	Marcus Peters
WR	Albert Wilson	RCB	Sean Smith
QB	Alex Smith	SS	Ron Parker
RB	Charcandrick West	FS	Eric Berry
K	Cairo Santos	P	Dustin Colquitt

PRO BOWLERS IN BOLD

TEAM STATISTICS

	CHIEFS	OPP.
TOTAL FIRST DOWNS	303	313
Rushing	116	86
Passing	155	193
Penalty	32	34
3rd Down: Made/Att	76/199	72/217
3rd Down Pct.	38.2	33.2
4th Down: Made/Att	6/9	13/27
4th Down Pct.	66.7	48.1
TOTAL NET YARDS	5,299	5,269
Avg. Per Game	331.2	329.3
Total Plays	955	1,037
Avg. Per Play	5.5	5.1
NET YARDS RUSHING	2,044	1,571
Avg. Per Game	127.8	98.2
Total Rushes	436	383
NET YARDS PASSING	3,255	3,698
Avg. Per Game	203.4	231.1
Sacked/Yards Lost	46/238	47/290
Gross Yards	3,493	3,988
Att./Completions	473/310	607/349
Completion Pct.	65.5	57.5
Had Intercepted	7	22
PUNTS/AVERAGE	75/44.4	78/44.7
NET PUNTING AVG.	75/40.8	78/39.3
PENALTIES/YARDS	104/878	110/941
FUMBLES/BALL LOST	16/8	19/7
TOUCHDOWNS	45	34
Rushing/Passing	19/20	7/25
Defensive/Kicking Game	6	2
TIME OF POSSESSION	30:55	29:05

SCORE BY PERIODS	1	2	3	4	OT	Total
CHIEFS TOTAL	95	132	63	115	0	405
Opp. Total	70	70	60	87	0	287





9-7 • 2nd AFC West • Andy Reid

Preseason (1-3)

8/7	W	41-39	CINCINNATI	70,951
8/17	L	16-28	at Carolina	70,035
8/23	L	12-30	MINNESOTA	73,442
8/28	L	14-34	at Green Bay	74,059

Regular Season (9-7)

9/7	L	10-26	TENNESSEE	73,569
9/14	L	17-24	at Denver	76,900
9/21	W	34-15	at Miami	70,313
9/29	W	41-14	NEW ENGLAND	76,613
10/5	L	17-22	at San Francisco	70,799
10/19	W	23-20	at San Diego	65,260
10/26	W	34-7	ST. LOUIS	75,972
11/2	W	24-10	N.Y. JETS	74,127
11/9	W	17-13	at Buffalo	68,119
11/16	W	24-20	SEATTLE	76,463
11/20	L	20-24	at Oakland	52,865
11/30	L	16-29	DENVER	76,894
12/7	L	14-17	at Arizona	62,387
12/14	W	31-13	OAKLAND	72,153
12/21	L	12-20	at Pittsburgh	60,865
12/28	W	19-7	SAN DIEGO	73,952

INDIVIDUAL STATISTICS

	Att.	Cmp.	PASSING		TD	Int	LG	Rating
			Yds.	Pct.				
Smith	464	303	3,265	65.3	18	6	70t	93.4
Daniel	28	16	157	57.1	0	0	30	73.1
Colquitt	1	1	6	100.0	0	0	6	91.7
CHIEFS TOTALS	493	320	3,428	64.9	18	6	70t	92.2
Opp. Total	545	318	3,505	58.3	22	6	48	86.4

	No.	PASS RECEIVING		LG	TD
		Yds.	Avg.		
Kelce	67	862	12.9	34	5
Bowe	60	754	12.6	37	0
Charles	40	291	7.3	30t	5
Fasano	25	226	9.0	22	4
Thomas	23	156	6.8	30	0
Wilson	16	260	16.3	48	0
Davis	16	147	9.2	70t	1
Avery	15	176	11.7	27	0
Avant	13	152	11.7	41	0
Hemingway	12	108	9.0	17	0
Sherman	10	71	7.1	24	1
Jenkins	9	93	10.3	27	0
McKnight	6	64	10.7	26	2
Hammond Jr.	4	45	11.3	22	0
Harris	3	20	6.7	10	0
Supermaw	1	3	3.0	3	0
CHIEFS TOTALS	320	3,428	10.7	70t	18
Opp. Total	318	3,505	11.0	48	22

	No.	RUSHING		LG	TD
		Yds.	Avg.		
Charles	206	1,033	5.0	63t	9
Davis	134	463	3.5	48	6
Smith	49	254	5.2	25	1
Thomas	14	113	8.1	26	1
Gray	8	31	3.9	6t	1
Daniel	4	15	3.8	9	0
Sherman	2	8	4.0	4	0
McKnight	1	3	3.0	3	0
Jenkins	2	-2	-1.0	0	0
CHIEFS TOTALS	420	1,918	4.6	63t	18
Opp. Total	433	2,036	4.7	90t	4

TEAM LEADERS

Scoring: Cairo Santos 113 pts; 38 PATs, 25 FGs
INTs: Kurt Coleman 3-12 yds.
Tackles: Josh Mauga 103 (82 solo)
Sacks: Justin Houston 22.0 (-99.0)
Punting: Dustin Colquitt 71-3,164 yds., 44.6 avg., 31 In 20, 69 LG
Punt Returns: De'Anthony Thomas 34-405 yds., 11.9 avg., 1 TD
Kickoff Returns: Nile Davis 29-829 yds., 28.6 avg., 1 TD

LEAGUE STANDINGS



AMERICAN FOOTBALL CONFERENCE

West Division				
	W	L	T	Pct.
Denver	12	4	0	.750
Kansas City	9	7	0	.563
San Diego	9	7	0	.563
Oakland	3	13	0	.188
North Division				
	W	L	T	Pct.
Pittsburgh	11	5	0	.688
Cincinnati†	10	5	1	.656
Baltimore†	10	6	0	.625
Cleveland	7	9	0	.438
East Division				
	W	L	T	Pct.
New England	12	4	0	.750
Buffalo	9	7	0	.563
Miami	8	8	0	.500
N.Y. Jets	4	12	0	.250
South Division				
	W	L	T	Pct.
Indianapolis	11	5	0	.688
Houston	9	7	0	.563
Jacksonville	3	13	0	.188
Tennessee	2	14	0	.125



NATIONAL FOOTBALL CONFERENCE

West Division				
	W	L	T	Pct.
Seattle	12	4	0	.750
Arizona†	11	5	0	.688
San Francisco	8	8	0	.500
St. Louis	6	10	0	.375
North Division				
	W	L	T	Pct.
Green Bay	12	4	0	.750
Detroit†	11	5	0	.688
Minnesota	7	9	0	.438
Chicago	5	11	0	.313
East Division				
	W	L	T	Pct.
Dallas	12	4	0	.750
Philadelphia	10	6	0	.625
N.Y. Giants	6	10	0	.375
Washington	4	12	0	.250
South Division				
	W	L	T	Pct.
Carolina	7	8	1	.469
New Orleans	7	9	0	.438
Atlanta	6	10	0	.375
Tampa Bay	2	14	0	.125

AFC Championship: New England 45, Indianapolis 7

NFC Championship: Seattle 28, Green Bay 22 (OT)

Super Bowl XLIX: New England 28, Seattle 24

REGULAR STARTERS

OFFENSE		DEFENSE	
WR	Dwayne Bowe	LE	Jaye Howard
LT	Eric Fisher	NT	Dontari Poe
LG	Mike McGlynn	RE	Allen Bailey
C	Rodney Hudson	LOLB	Justin Houston
RG	Zach Fulton	LILB	Josh Mauga
RT	Ryan Harris	RILB	James-Michael Johnson
TE	Anthony Fasano	ROLB	Tamba Hali
FB	Anthony Sherman	LCB	Phillip Gaines
TE	Travis Kelce	RCB	Sean Smith
QB	Alex Smith	SS	Ron Parker
RB	Jamaal Charles	FS	Husain Abdullah
K	Cairo Santos	P	Dustin Colquitt

PRO BOWLERS IN BOLD

TEAM STATISTICS

	CHIEFS	OPP.
TOTAL FIRST DOWNS	309	310
Rushing	92	108
Passing	184	184
Penalty	33	18
3rd Down: Made/Att	80/201	79/216
3rd Down Pct.	39.8	36.6
4th Down: Made/Att	5/12	8/21
4th Down Pct.	41.7	38.1
TOTAL NET YARDS	5,100	5,288
Avg. Per Game	318.8	330.5
Total Plays	962	1,024
Avg. Per Play	5.3	5.2
NET YARDS RUSHING	1,918	2,036
Avg. Per Game	119.9	127.3
Total Rushes	420	433
NET YARDS PASSING	3,182	3,252
Avg. Per Game	198.9	203.3
Sacked/Yards Lost	49/246	46/253
Gross Yards	3,428	3,505
Att./Completions	493/320	545/318
Completion Pct.	64.9	58.3
Had Intercepted	6	6
PUNTS/AVERAGE	71/44.6	78/47.4
NET PUNTING AVG.	71/40.5	78/38.9
PENALTIES/YARDS	88/681	107/851
FUMBLES/BALL LOST	22/11	17/8
TOUCHDOWNS	40	26
Rushing/Passing	18/18	4/22
Defensive/Kicking Game	4	0
TIME OF POSSESSION	29:59	30:01

SCORE BY PERIODS	1	2	3	4	OT	Total
CHIEFS TOTAL	61	107	77	108	0	353
Opp. Total	58	103	69	51	0	281





11-5 • 2nd AFC West • Andy Reid

Preseason (2-2)		
8/9	L	13-17 at New Orleans 72,080
8/16	L	13-15 SAN FRANCISCO 64,434
8/24	W	26-20 at Pittsburgh 51,852
8/29	W	30-8 GREEN BAY 65,053
Regular Season (11-5)		
9/8	W	28-2 at Jacksonville 59,416
9/15	W	17-16 DALLAS 76,952
9/19	W	26-16 at Philadelphia 69,144
9/29	W	31-7 N.Y. GIANTS 73,386
10/6	W	26-17 at Tennessee 69,143
10/13	W	24-7 OAKLAND 76,394
10/20	W	17-16 HOUSTON 74,118
10/27	W	23-17 CLEVELAND 74,307
11/3	W	23-13 at Buffalo 68,159
11/17	L	17-27 at Denver (N) 77,076
11/24	L	38-41 SAN DIEGO 75,259
12/1	L	28-35 DENVER 77,065
12/8	W	45-10 at Washington 56,247
12/15	W	56-31 at Oakland 49,571
12/22	L	7-23 INDIANAPOLIS 75,396
12/29	L	24-27 OT at San Diego 66,374
AFC Wild Card Playoff Game		
1/4	L	44-45 at Indianapolis 63,551

INDIVIDUAL STATISTICS

PASSING								
	Att.	Cmp.	Yds.	Pct.	TD	Int	LG	Rating
Smith	508	308	3,313	60.6	23	7	71t	89.1
Daniel	38	25	248	65.8	1	1	48	81.9
CHIEFS TOTALS	546	333	3,561	61.0	24	8	71t	88.6
Opp. Total	592	334	4,271	56.4	25	21	77	78.5

PASS RECEIVING					
	No.	Yds.	Avg.	LG	TD
Charles	70	693	9.9	71t	7
Bowe	57	673	11.8	34t	5
McCluster	53	511	9.6	43	2
Avery	40	596	14.9	51	2
McGrath	26	302	11.6	25	2
Fasano	23	200	8.7	20	3
Sherman	18	155	8.6	26	1
Hemingway	13	125	9.6	24	2
Davis	11	75	6.8	17	0
Jenkins	8	130	16.3	48	0
Gray	7	46	6.6	18	0
Brock	3	36	12.0	25	0
Hall	2	20	10.0	11	0
Gordon	1	3	3.0	3	0
Smith	1	-4	-4.0	-4	0
CHIEFS TOTALS	333	3,561	10.7	71t	24
Opp. Total	334	4,271	12.8	77	25

RUSHING					
	No.	Yds.	Avg.	LG	TD
Charles	259	1,287	5.0	46	12
Smith	76	431	5.7	26	1
Davis	70	242	3.5	20	4
Daniel	14	52	3.7	29	0
Gray	9	24	2.7	9	0
Avery	2	6	3.0	4	0
Jenkins	2	6	3.0	5	0
McCluster	8	5	0.6	5	0
Sherman	2	3	1.5	2	0
CHIEFS TOTALS	442	2,056	4.7	46	17
Opp. Total	428	1,923	4.5	61	9

TEAM LEADERS

Scoring: Ryan Succop 118 pts; 52 PATs, 22 FGs
INTs: Quintin Demps 4-61 yds.
Tackles: Derrick Johnson 107 (95 solo)
Sacks: Tamba Hall 11.0 (-78.5)
 Justin Houston 11.0 (-75.0)
Punting: Dustin Colquitt 87-4,005 yds., 46.0 avg., 35 In 20, 65 LG
Punt Returns: Dexter McCluster 58-686 yds., 11.8 avg., 2 TDs
Kickoff Returns: Quintin Demps 33-992 yds., 30.1 avg., 1 TD

LEAGUE STANDINGS



AMERICAN FOOTBALL CONFERENCE

West Division				
	W	L	T	Pct.
Denver	13	3	0	.813
Kansas City†	11	5	0	.688
San Diego†	9	7	0	.563
Oakland	4	12	0	.250
North Division				
	W	L	T	Pct.
Cincinnati	11	5	0	.688
Pittsburgh	8	8	0	.500
Baltimore	8	8	0	.500
Cleveland	4	12	0	.250
East Division				
	W	L	T	Pct.
New England	12	4	0	.750
N.Y. Jets	8	8	0	.500
Miami	8	8	0	.500
Buffalo	6	10	0	.375
South Division				
	W	L	T	Pct.
Indianapolis	11	5	0	.688
Tennessee	7	9	0	.438
Jacksonville	4	12	0	.250
Houston	2	14	0	.125



NATIONAL FOOTBALL CONFERENCE

West Division				
	W	L	T	Pct.
Seattle	13	3	0	.813
San Francisco†	12	4	0	.750
Arizona	10	6	0	.625
St. Louis	7	9	0	.438
North Division				
	W	L	T	Pct.
Green Bay	8	7	1	.531
Chicago	8	8	0	.500
Detroit	7	9	0	.438
Minnesota	5	10	1	.344
East Division				
	W	L	T	Pct.
Philadelphia	10	6	0	.625
Dallas	8	8	0	.500
N.Y. Giants	7	9	0	.438
Washington	3	13	0	.188
South Division				
	W	L	T	Pct.
Carolina	12	4	0	.750
New Orleans†	11	5	0	.688
Atlanta	4	12	0	.250
Tampa Bay	4	12	0	.250

AFC Championship: Denver 26, New England 16

NFC Championship: Seattle 23, San Francisco 17

Super Bowl XLVIII: Seattle 43, Denver 8

REGULAR STARTERS

OFFENSE		DEFENSE	
WR	Dwayne Bowe	LE	Tyson Jackson
LT	Branden Albert	NT	Dontari Poe
LG	Jeff Allen	RE	Mike DeVito
C	Rodney Hudson	LOLB	Justin Houston
RG	Geoff Schwartz	LILB	Akeem Jordan
RT	Eric Fisher	RILB	Derrick Johnson
TE	Anthony Fasano	ROLB	Tamba Hall
WR	Dexter McCluster	LCB	Brandon Flowers
WR	Donnie Avery	RCB	Sean Smith
QB	Alex Smith	SS	Eric Berry
RB	Jamaal Charles	FS	Kendrick Lewis
		P	Dustin Colquitt

PRO BOWLERS IN BOLD

TEAM STATISTICS

	CHIEFS	OPP.
TOTAL FIRST DOWNS	323	303
Rushing	110	88
Passing	179	189
Penalty	34	26
3rd Down: Made/Att	74/213	78/229
3rd Down Pct.	34.7	34.1
4th Down: Made/Att	4/11	9/18
4th Down Pct.	36.4	50.0
TOTAL NET YARDS	5,396	5,885
Avg. Per Game	337.3	367.8
Total Plays	1,029	1,067
Avg. Per Play	5.2	5.5
NET YARDS RUSHING	2,056	1,923
Avg. Per Game	128.5	120.2
Total Rushes	442	428
NET YARDS PASSING	3,340	3,962
Avg. Per Game	208.8	247.6
Sacked/Yards Lost	41/221	47/309
Gross Yards	3,561	4,271
Att./Completions	546/333	592/334
Completion Pct.	61.0	56.4
Had Intercepted	8	21
PUNTS/AVERAGE	89/45.3	87/46.6
NET PUNTING AVG.	89/39.4	87/37.7
PENALTIES/YARDS	101/774	112/852
FUMBLES/BALL LOST	21/10	22/15
TOUCHDOWNS	52	34
Rushing/Passing	41	34
Defensive/Kicking Game	11	0
TIME OF POSSESSION	30:43	29:17

SCORE BY PERIODS	1	2	3	4	OT	Total
CHIEFS TOTAL	124	133	65	108	0	430
Opp. Total	51	106	91	54	3	305





2-14 • 4th AFC West • Romeo Crennel

Preseason (1-3)

8/10	W	27-17	ARIZONA	64,212
8/18	L	31-17	at St. Louis	53,272
8/24	L	44-14	SEATTLE	63,870
8/30	L	24-3	at Green Bay	67,999

Regular Season (2-14)

9/9	L	24-40	ATLANTA	71,180
9/16	L	17-35	at Buffalo	69,402
9/23	W	27-24 OT	at New Orleans	72,226
9/30	L	37-20	SAN DIEGO	69,979
10/7	L	9-6	BALTIMORE	68,803
10/14	L	38-10	at Tampa Bay	46,500
10/28	L	26-16	OAKLAND	74,730
11/1	L	31-13	at San Diego	55,831
11/12	L	16-13 OT	at Pittsburgh	57,644
11/18	L	28-6	CINCINNATI	63,336
11/25	L	17-9	DENVER	74,244
12/2	W	27-21	CAROLINA	62,860
12/9	L	30-7	at Cleveland	62,422
12/16	L	15-0	at Oakland	51,446
12/23	L	20-13	INDIANAPOLIS	62,938
12/30	L	38-3	at Denver	76,502

INDIVIDUAL STATISTICS

	PASSING							Rating
	Att.	Cmp.	Yds.	Pct.	TD	Int	LG	
Cassel	277	161	1,796	58.1	6	12	46	66.7
Quinn	197	112	1,141	56.9	2	8	57	60.1
Hillis	1	0	0	0.0	0	0	0	39.6
CHIEFS TOTALS	475	273	2,937	57.5	8	20	57	63.8
Opp. Total	464	279	3,694	60.1	29	7	62t	99.9

	PASS RECEIVING				TD
	No.	Yds.	Avg.	LG	
Bowe	59	801	13.6	47	3
McCluster	52	452	8.7	31	1
Charles	35	236	6.7	22	1
Moeaki	33	453	13.7	38	1
Draughn	24	158	6.6	23	0
Baldwin	20	325	16.3	57	1
Hillis	10	62	6.2	15	0
Copper	8	79	9.9	17	0
Breaston	7	74	10.6	24	0
Wylie	6	53	8.8	16	0
Newsome	5	73	14.6	28	0
Maneri	5	51	10.2	19	0
Boss	3	65	21.7	29	1
O'Connell	3	18	6.0	11	0
Gray	2	18	9.0	12	0
Eachus	1	19	19.0	19	0
CHIEFS TOTALS	273	2,937	10.8	57	8
Opp. Total	279	3,694	13.2	62t	29

	RUSHING				TD
	No.	Yds.	Avg.	LG	
Charles	285	1,509	5.3	91t	5
Hillis	85	309	3.6	18	1
Draughn	59	233	3.9	25	2
Cassel	27	145	5.4	21	1
McCluster	12	70	5.8	19	0
Quinn	19	66	3.5	12	0
Gray	7	44	6.3	15	0
Eachus	5	18	3.6	7	0
Copper	1	1	1.0	1	0
CHIEFS TOTALS	500	2,395	4.8	91t	9
Opp. Total	482	2,171	4.5	47	11

TEAM LEADERS

Scoring: Ryan Succop 101 pts; 17 PATs; 28 FGs
INTs: Brandon Flowers 3-28 yds.
Tackles: Derrick Johnson 125 (110 solo)
Sacks: Justin Houston 10.0 (-69.0 yds.)
Punting: Dustin Colquitt 83-3,887 yds., 46.8 avg., 45 In 20, 71 LG
Punt Returns: Javier Arenas 34-303 yds., 8.9 avg., 0 TDs
Kickoff Returns: Shaun Draughn 23-537 yds., 23.3 avg., 0 TDs

LEAGUE STANDINGS



AMERICAN FOOTBALL CONFERENCE

West Division				
W	L	T	Pct.	
Denver	13	3	0	.813
San Diego	7	9	0	.438
Oakland	4	12	0	.250
Kansas City	2	14	0	.125

North Division				
W	L	T	Pct.	
Baltimore	10	6	0	.625
Cincinnati †	10	6	0	.625
Pittsburgh	8	8	0	.500
Cleveland	5	11	0	.313

East Division				
W	L	T	Pct.	
New England	12	4	0	.750
Miami	7	9	0	.438
N.Y. Jets	6	10	0	.375
Buffalo	6	10	0	.375

South Division				
W	L	T	Pct.	
Houston	12	4	0	.750
Indianapolis †	11	5	0	.688
Tennessee	6	10	0	.375
Jacksonville	2	14	0	.125



NATIONAL FOOTBALL CONFERENCE

West Division				
W	L	T	Pct.	
San Francisco	11	4	1	.719
Seattle †	11	5	0	.688
St. Louis	7	8	1	.469
Arizona	5	11	0	.313

North Division				
W	L	T	Pct.	
Green Bay	11	5	0	.688
Minnesota †	10	6	0	.625
Chicago	10	6	0	.625
Detroit	4	12	0	.250

East Division				
W	L	T	Pct.	
Washington	10	6	0	.625
N.Y. Giants	9	7	0	.563
Dallas	8	8	0	.500
Philadelphia	4	12	0	.250

South Division				
W	L	T	Pct.	
Atlanta	13	3	0	.813
Carolina	7	9	0	.438
New Orleans	7	9	0	.438
Tampa Bay	7	9	0	.438

AFC Championship: Baltimore 28, New England 13
NFC Championship: San Francisco 28, Atlanta 24
Super Bowl XLVII: Baltimore 34, San Francisco 31

REGULAR STARTERS

OFFENSE		DEFENSE	
WR	Dwayne Bowe	LE	Tyson Jackson
LT	Branden Albert	NT	Dontari Poe
LG	Jeff Allen	RE	Ropati Pitoitua
C	Ryan Lilja	LOLB	Justin Houston
RG	Jon Asamoah	LILB	Jovan Belcher
RT	Eric Winston	RILB	Derrick Johnson
TE	Tony Moeaki	ROLB	Tamba Hali
WR	Dexter McCluster	LCB	Brandon Flowers
QB	Matt Cassel	RCB	Javier Arenas
	Brady Quinn	SS	Eric Berry
TE	Steve Maneri	FS	Kendrick Lewis
RB	Jamaal Charles	P	Dustin Colquitt
K	Ryan Succop		

PRO BOWLERS IN BOLD

TEAM STATISTICS

	CHIEFS	OPP.
TOTAL FIRST DOWNS	286	301
Rushing	118	106
Passing	144	176
Penalty	24	19
3rd Down: Made/Att	70/212	79/202
3rd Down Pct.	33.0	39.1
4th Down: Made/Att	7/15	3/4
4th Down Pct.	46.7	75.0
TOTAL NET YARDS	5,108	5,704
Avg. Per Game	319.3	356.5
Total Plays	1,015	973
Avg. Per Play	5.0	5.9
NET YARDS RUSHING	2,395	2,171
Avg. Per Game	149.7	135.7
Total Rushes	500	482
NET YARDS PASSING	2,713	3,533
Avg. Per Game	169.6	220.8
Sacked/Yards Lost	40/224	27/161
Gross Yards	2,937	3,694
Att./Completions	475/224	464/279
Completion Pct.	57.5	60.1
Had Intercepted	20	7
PUNTS/AVERAGE	83/46.8	74/46.8
NET PUNTING AVG.	83/40.8	74/39.0
PENALTIES/YARDS	92/733	81/670
FUMBLES/BALL LOST	26/17	19/6
TOUCHDOWNS	18	47
Rushing/Passing	9/8	11/29
Defensive/Kicking Game	1/0	7/0
TIME OF POSSESSION	30:02	29:58

SCORE BY PERIODS	1	2	3	4	OT	Total
CHIEFS TOTAL	42	54	43	69	3	211
Opp. Total	95	121	106	100	3	425





7-9 • 4th AFC West • Todd Haley (5-8), Romeo Crennel (2-1)**

Preseason (0-4)

8/12	L	0-25	TAMPA BAY	67,537
8/19	L	13-31	at Baltimore	70,690
8/26	L	10-14	ST. LOUIS	67,837
9/1	L	19-20	at Green Bay	67,555

Regular Season (7-9)

9/11	L	7-41	BUFFALO	68,755
9/18	L	3-48	at Detroit	60,040
9/25	L	17-20	at San Diego	62,236
10/2	W	22-17	MINNESOTA	72,931
10/9	W	28-24	at Indianapolis	65,088
10/23	W	28-0	at Oakland	57,361
10/31	W	23-20 OT	SAN DIEGO	72,733
11/6	L	3-31	MIAMI	72,263
11/13	L	10-17	DENVER	72,908
11/21	L	3-34	at New England	68,756
11/27	L	9-13	PITTSBURGH	72,173
12/4	W	10-3	at Chicago	61,973
12/11	L	10-37	at N.Y. Jets	79,088
12/18	W	19-14	GREEN BAY	74,093
12/24	L	13-16 OT	OAKLAND	70,803
1/1	W	7-3	at Denver	76,005

INDIVIDUAL STATISTICS

	Att.	Cmp.	PASSING Yds.	Pct.	TD	Int	LG	Rating
Cassel	269	160	1,713	59.5	10	9	52t	76.6
Palko	134	80	796	59.7	2	7	38t	59.8
Orton	97	59	779	60.8	1	2	49	81.1
CHIEFS TOTALS	500	299	3,288	59.8	13	18	52t	73.0
Opp. Total	454	257	3,407	56.6	23	20	67t	79.1

	No.	PASS RECEIVING Yds.	Avg.	LG	TD
Bowe	81	1,159	14.3	52	5
Breaston	61	785	12.9	43	2
McCluster	46	328	7.1	49	1
Pope	24	247	10.3	39	1
Baldwin	21	254	12.1	39	1
McClain	14	82	5.9	14	1
Colbert	9	89	9.9	19	0
Battle	9	68	7.6	24	0
Copper	8	114	14.3	43	0
O'Connell	7	52	7.4	15	0
Jones	5	43	8.6	27	0
Charles	5	9	1.8	9	1
Urban	4	35	8.8	24	1
Becht	3	26	8.7	16	0
Maneri	1	1	1.0	1	0
Cassel	1	-4	-4.0	-4	0
CHIEFS TOTALS	299	3,288	11.0	52t	13
Opp. Total	257	3,407	13.3	67t	23

	No.	RUSHING Yds.	Avg.	LG	TD
Battle	149	597	4.0	34	2
McCluster	114	516	4.5	32	1
Jones	153	478	3.1	26	0
Cassel	25	99	4.0	11	0
Charles	12	83	6.9	24	0
McClain	15	51	3.4	12	1
Breaston	1	25	25.0	25	0
Palko	5	15	3.0	12	0
Arenas	3	12	4.0	7	1
Bowe	1	12	12.0	12	0
Urban	1	7	7.0	7	0
Home	1	5	5.0	5	0
Colquitt	1	-3	-3.0	-3	0
Orton	6	-4	-0.7	2	0
CHIEFS TOTALS	487	1,893	3.9	34	5
Opp. Total	508	2,112	4.2	35	14

TEAM LEADERS

Scoring: Ryan Succop 92 pts; 20 PATs; 24 FGs
INTs: Brandon Flowers 4-95 yds.
 Brandon Carr 4-17 yds.
Tackles: Derrick Johnson 179 (131 solo)
Sacks: Tamba Hali 12.0 (-80.0 yds.)
Punting: Dustin Colquitt 89-4,084 yds., 45.9 avg., 27 in 20, 68 LG
Punt Returns: Javier Arenas 32-410 yds., 12.8 avg., 0 TDs
Kickoff Returns: Dexter McCluster 25-557 yds., 22.3 avg., 0 TDs

LEAGUE STANDINGS



AMERICAN FOOTBALL CONFERENCE

West Division				
	W	L	T	Pct.
Denver	8	8	0	.500
San Diego	8	8	0	.500
Oakland	8	8	0	.500
Kansas City	7	9	0	.438
North Division				
	W	L	T	Pct.
Baltimore	12	4	0	.750
Pittsburgh †	12	4	0	.750
Cincinnati †	9	7	0	.562
Cleveland	4	12	0	.250
East Division				
	W	L	T	Pct.
New England	13	3	0	.812
N.Y. Jets	8	8	0	.500
Miami	6	10	0	.375
Buffalo	6	10	0	.375
South Division				
	W	L	T	Pct.
Houston	10	6	0	.625
Tennessee	9	7	0	.562
Jacksonville	5	11	0	.312
Indianapolis	2	14	0	.125



NATIONAL FOOTBALL CONFERENCE

West Division				
	W	L	T	Pct.
San Francisco	13	3	0	.812
Arizona	8	8	0	.500
Seattle	7	9	0	.438
St. Louis	2	14	0	.125
North Division				
	W	L	T	Pct.
Green Bay	15	1	0	.938
Detroit †	10	6	0	.625
Chicago	8	8	0	.500
Minnesota	3	13	0	.188
East Division				
	W	L	T	Pct.
N.Y. Giants	9	7	0	.562
Philadelphia	8	8	0	.500
Dallas	8	8	0	.500
Washington	5	11	0	.312
South Division				
	W	L	T	Pct.
New Orleans	13	3	0	.812
Atlanta †	10	6	0	.625
Carolina	6	10	0	.375
Tampa Bay	4	12	0	.250

AFC Championship: New England 23, Baltimore 20

NFC Championship: N.Y. Giants 20, San Francisco 17

Super Bowl XLVI: N.Y. Giants 21, New England 17

REGULAR STARTERS

OFFENSE		DEFENSE	
WR	Dwayne Bowe	LE	Tyson Jackson
LT	Branden Albert	NT	Kelly Gregg
LG	Ryan Lilja	RE	Glenn Dorsey
C	Casey Wiegmann	LOLB	Justin Houston
RT	Jon Asamoah		Andy Studebaker
RG	Barry Richardson	LILB	Jovan Belcher
TE	Leonard Pope	RILB	Derrick Johnson
WR	Steve Breaston	ROLB	Tamba Hali
QB	Matt Cassel	LCB	Brandon Flowers
FB	Le'Ron McClain	RCB	Brandon Carr
RB	Jackie Battle	SS	Jon McGraw
	Thomas Jones	FS	Kendrick Lewis
K	Ryan Succop	P	Dustin Colquitt

PRO BOWLERS IN BOLD

TEAM STATISTICS

	CHIEFS	OPP.
TOTAL FIRST DOWNS	277	291
Rushing	89	96
Passing	163	169
Penalty	25	26
3rd Down: Made/Att	81/225	72/210
3rd Down Pct.	36.0	34.3
4th Down: Made/Att	7/17	7/16
4th Down Pct.	41.2	43.8
TOTAL NET YARDS	4,973	5,333
Avg. Per Game	310.8	333.3
Total Plays	1,021	991
Avg. Per Play	4.9	5.4
NET YARDS RUSHING	1,893	2,112
Avg. Per Game	118.3	132.0
Total Rushes	487	508
NET YARDS PASSING	3,080	3,221
Avg. Per Game	192.5	201.3
Sacked/Yards Lost	34/208	29/186
Gross Yards	3,288	3,407
Att./Completions	500/299	454/257
Completion Pct.	59.8	56.6
Had Intercepted	18	20
PUNTS/AVERAGE	89/45.9	83/47.6
NET PUNTING AVG.	89/40.1	83/39.7
PENALTIES/YARDS	110/916	108/834
FUMBLES/BALL LOST	17/10	18/6
TOUCHDOWNS	20	38
Rushing/Passing	5/13	14/23
Defensive/Kicking Game	2/0	0/1
TIME OF POSSESSION	29:10	30:50

SCORE BY PERIODS	1	2	3	4	OT	Total
CHIEFS TOTAL	58	40	43	68	3	212
Opp. Total	59	106	95	75	3	338





10-6 • 1st AFC West • Todd Haley

Preseason (1-3)

8/13	L	10-20	at Atlanta	65,726
8/21	L	15-20	at Tampa Bay	41,386
8/27	L	17-20	PHILADELPHIA	64,809
9/2	W	17-13	GREEN BAY	63,843

Regular Season (10-6)

9/13	W	21-14	SAN DIEGO (Mon) (N)	71,297
9/19	W	16-14	at Cleveland	65,377
9/26	W	31-10	SAN FRANCISCO	68,188
10/10	L	9-19	at Indianapolis	66,869
10/17	L	31-35	at Houston	70,926
10/24	W	42-20	JACKSONVILLE	69,105
10/31	W	13-10 OT	BUFFALO	66,625
11/7	L	20-23 OT	at Oakland	61,075
11/14	L	29-49	at Denver	75,334
11/21	W	31-13	ARIZONA	66,247
11/28	W	42-24	at Seattle	66,370
12/5	W	10-6	DENVER	67,267
12/12	L	0-31	at San Diego	66,780
12/19	W	27-13	at St. Louis	55,669
12/26	W	34-14	TENNESSEE	65,606
1/2	L	10-31	OAKLAND	67,045

AFC Wild Card Playoff Game

1/9	L	7-30	BALTIMORE	72,190
-----	---	------	-----------	--------

INDIVIDUAL STATISTICS

	Att.	Cmp.	PASSING			Int	LG	Rating
			Yds.	Pct.	TD			
Cassel	450	262	3,116	58.2	27	7	75t	93.0
Croyle	19	8	38	42.1	0	1	16	27.7
Palko	6	4	35	66.7	0	0	18	81.9
CHIEFS TOTALS	475	274	3,189	57.7	27	8	75t	90.1
Opp. Total	581	319	3,777	54.9	23	14	87t	78.1

	No.	PASS RECEIVING		LG	TD
		Yds.	Avg.		
Bowe	72	1,162	16.1	75	15
Moeaki	47	556	11.8	34	3
Charles	45	468	10.4	31	3
Chambers	22	213	9.7	26	1
McCluster	21	209	10.0	31	1
Copper	18	157	8.7	20	0
Jones	14	122	8.7	20	0
Pope	10	76	7.6	14	2
Castille	10	43	4.3	14	0
Tucker	6	114	19.0	38	1
Cox	4	27	6.8	13	0
O'Connell	3	31	10.3	18	0
Battle	1	9	9.0	9	0
Vrabel	1	2	2.0	2	1
CHIEFS TOTALS	274	3,189	11.6	75t	27
Opp. Total	319	3,777	11.8	87t	23

	No.	RUSHING		LG	TD
		Yds.	Avg.		
Charles	230	1,467	6.4	80	5
Jones	245	896	3.7	70	6
Cassel	33	125	3.8	23	0
McCluster	18	71	3.9	20	0
Battle	20	50	2.5	7	1
Arenas	1	5	5.0	5	0
Palko	2	5	2.5	6	0
Bowe	1	4	4.0	4	0
Castille	5	3	0.6	3	0
Smith	1	1	1.0	1	1
CHIEFS TOTALS	556	2,627	4.7	80	13
Opp. Total	408	1,764	4.3	38t	11

TEAM LEADERS

Scoring: Ryan Succop 102 pts; 42 PATs; 20 FGs
INTs: Eric Berry 4-102 yds.
Tackles: Derrick Johnson 147 (107 solo)
Sacks: Tamba Hall 14.5 (-91.5 yds.)
Punting: Dustin Colquitt 88-3,908 yds., 44.4 avg., 33 In 20, 72 LG
Punt Returns: Javier Arenas 39-322 yds., 8.3 avg., 0 TDs
Kickoff Returns: Dexter McCluster 26-527 yds., 20.3 avg., 0 TDs

LEAGUE STANDINGS



AMERICAN FOOTBALL CONFERENCE

West Division				
W	L	T	Pct.	
Kansas City	10	6	0	.625
San Diego	9	7	0	.563
Oakland	8	8	0	.500
Denver	4	12	0	.250
North Division				
W	L	T	Pct.	
Pittsburgh	12	4	0	.750
Baltimore †	12	4	0	.750
Cleveland	5	11	0	.313
Cincinnati	4	12	0	.250
East Division				
W	L	T	Pct.	
New England	14	2	0	.875
N.Y. Jets †	11	5	0	.688
Miami	7	9	0	.438
Buffalo	4	12	0	.250
South Division				
W	L	T	Pct.	
Indianapolis	10	6	0	.625
Jacksonville	8	8	0	.500
Houston	6	10	0	.375
Tennessee	6	10	0	.375



NATIONAL FOOTBALL CONFERENCE

West Division				
W	L	T	Pct.	
Seattle	7	9	0	.438
St. Louis	7	9	0	.438
San Francisco	6	10	0	.375
Arizona	5	11	0	.313
North Division				
W	L	T	Pct.	
Chicago	11	5	0	.688
Green Bay †	10	6	0	.625
Detroit	6	10	0	.375
Minnesota	6	10	0	.375
East Division				
W	L	T	Pct.	
Philadelphia	10	6	0	.625
N.Y. Giants	10	6	0	.625
Dallas	6	10	0	.375
Washington	6	10	0	.375
South Division				
W	L	T	Pct.	
Atlanta	13	3	0	.813
New Orleans †	11	5	0	.688
Tampa Bay	10	6	0	.625
Carolina	2	14	0	.125

AFC Championship: Pittsburgh 24, N.Y. Jets 19

NFC Championship: Green Bay 21, Chicago 14

Super Bowl XLV: Green Bay 31, Pittsburgh 25

REGULAR STARTERS

OFFENSE		DEFENSE	
WR Dwayne Bowe	LE Shaun Smith		
LT Branden Albert	Tyson Jackson		
LG Brian Waters	NT Ron Edwards		
C Casey Wiegmann	RE Glenn Dorsey		
RG Ryan Lilja	LOLB Mike Vrabel		
RT Barry Richardson	LILB Jovan Belcher		
TE Tony Moeaki	RILB Derrick Johnson		
Leonard Pope	ROLB Tamba Hall		
WR Chris Chambers	LCB Brandon Flowers		
QB Matt Cassel	RCB Brandon Carr		
FB Mike Cox	SS Eric Berry		
RB Thomas Jones	FS Kendrick Lewis		
Jamaal Charles	P Dustin Colquitt		
K Ryan Succop			

PRO BOWLERS IN BOLD

TEAM STATISTICS

	CHIEFS	OPP.
TOTAL FIRST DOWNS	319	293
Rushing	129	88
Passing	167	186
Penalty	23	19
3rd Down: Made/Att	83/226	84/223
3rd Down Pct.	36.7	37.7
4th Down: Made/Att	10/23	7/20
4th Down Pct.	43.5	35.0
TOTAL NET YARDS	5,595	5,283
Avg. Per Game	349.7	330.2
Total Plays	1,063	1,028
Avg. Per Play	5.3	5.1
NET YARDS RUSHING	2,627	1,764
Avg. Per Game	164.2	110.3
Total Rushes	556	408
NET YARDS PASSING	2,968	3,519
Avg. Per Game	185.5	219.9
Sacked/Yards Lost	32/221	39/258
Gross Yards	3,189	3,777
Att./Completions	475/274	581/319
Completion Pct.	57.7	54.9
Had Intercepted	8	14
PUNTS/AVERAGE	90/43.8	89/45.2
NET PUNTING AVG.	90/36.9	89/36.4
PENALTIES/YARDS	90/771	111/922
FUMBLES/BALL LOST	15/6	23/9
TOUCHDOWNS	44	38
Rushing/Passing	40	34
Defensive/Kicking Game	4	4
TIME OF POSSESSION	31:04	28:56

SCORE BY PERIODS	1	2	3	4	OT	Total
CHIEFS TOTAL	55	137	77	94	3	366
Opp. Total	57	88	72	106	3	326





4-12 • 4th AFC West • Todd Haley

Preseason (0-4)

8/15	L	10-16	HOUSTON	64,781
8/21	L	13-17	at Minnesota	62,782
8/29	L	10-14	SEATTLE	66,553
9/3	L	9-17	at St. Louis	46,616

Regular Season (4-12)

9/13	L	24-38	at Baltimore	71,099
9/20	L	10-13	OAKLAND	69,169
9/27	L	14-34	at Philadelphia	69,144
10/4	L	16-27	N.Y. GIANTS	69,238
10/11	L	20-26 OT	DALLAS	71,214
10/18	W	14-6	at Washington	79,572
10/25	L	7-37	SAN DIEGO	69,337
11/8	L	21-24	at Jacksonville	45,546
11/15	W	16-10	at Oakland	40,720
11/22	W	27-24 OT	PITTSBURGH	70,261
11/29	L	14-43	at San Diego	65,280
12/6	L	13-44	DENVER	68,912
12/13	L	10-16	BUFFALO	68,668
12/20	L	34-41	CLEVELAND	53,315
12/27	L	10-17	at Cincinnati	64,333
1/3	W	44-24	at Denver	73,725

INDIVIDUAL STATISTICS

	Att.	Cmp.	PASSING			TD	Int	LG	Rating
			Yds.	Pct.					
Cassel	493	271	2,924	55.0	16	16	61	69.9	
Croyle	40	23	230	57.5	2	0	50	90.6	
Bradley	1	1	26	100.0	0	0	26	118.8	
Gutierrez	1	1	3	100.0	0	0	3	79.2	
Castille	1	0	0	0.0	0	1	---	0.0	
CHIEFS TOTALS	536	296	3,183	55.2	18	17	61	70.8	
Opp. Total	509	302	3,844	59.3	25	15	64t	87.1	

	No.	Yds.	Avg.	LG	TD
Charles	40	297	7.4	49	1
Chambers	36	608	16.9	61	4
Wade	36	367	10.2	25	2
Bradley	24	320	13.3	50	2
Long	20	178	8.9	30	0
Pope	20	174	8.7	29	1
Ryan	14	135	9.6	43	2
L. Johnson	12	76	6.3	22	0
Cox	10	79	7.9	19	0
Cottam	9	120	13.3	26	0
Savage	7	51	7.3	12	0
Engram	5	61	12.2	18	0
Copper	4	68	17.0	50	0
Castille	4	37	9.3	20t	1
Ko. Smith	2	9	4.5	5	0
O'Connell	2	7	3.5	4	0
Battle	2	-3	-1.5	3	0
Lawrence	1	9	9.0	9	0
Vrabel	1	1	1.0	1t	0
CHIEFS TOTALS	296	3,183	10.8	61	18
Opp. Total	302	3,844	12.7	64t	25

	No.	Yds.	Avg.	LG	TD
L. Johnson	132	377	2.9	19	0
Cassel	50	189	3.8	13	0
Castille	14	55	3.9	16	0
Savage	10	45	4.5	11	0
Lawrence	2	42	21.0	26	0
Ko. Smith	15	33	2.2	12	0
Battle	7	21	3.0	12	0
Bradley	2	20	10.0	22	0
Wade	3	11	3.7	8	0
J. Williams	6	6	1.0	5	0
Cox	3	5	1.7	2	1
McGraw	1	4	4.0	4	0
Thigpen	1	2	2.0	2	0
Colquitt	1	0	0.0	0	0
Long	1	-1	-1.0	-1	0
CHIEFS TOTALS	438	1,929	4.4	76t	8
Opp. Total	531	2,504	4.7	78	18

TEAM LEADERS

Scoring: Ryan Succop 104 pts; 29 PATs; 25 FGs
INTs: Brandon Flowers 5-38 yds.
Tackles: Demorrio Williams 142 (90 solo)
Sacks: Tamba Hali 8.5 (-45.5 yds.)
Punting: Dustin Colquitt 96-4,361 yds., 45.4 avg., 41 In 20, 70 LG
Punt Returns: Bobby Wade 21-160 yds., 7.6 avg., 0 TDs
Kickoff Returns: Jamaal Charles 36-925 yds., 25.7 avg., 1 TD

LEAGUE STANDINGS



AMERICAN FOOTBALL CONFERENCE

West Division				
	W	L	T	Pct.
San Diego	13	3	0	.813
Denver	8	8	0	.500
Oakland	5	11	0	.313
Kansas City	4	12	0	.250
North Division				
	W	L	T	Pct.
Cincinnati	10	6	0	.625
Baltimore †	9	7	0	.563
Pittsburgh	9	7	0	.563
Cleveland	5	11	0	.313
East Division				
	W	L	T	Pct.
New England	10	6	0	.625
N.Y. Jets †	9	7	0	.563
Miami	7	9	0	.438
Buffalo	6	10	0	.375
South Division				
	W	L	T	Pct.
Indianapolis	14	2	0	.875
Houston	9	7	0	.563
Tennessee	8	8	0	.500
Jacksonville	7	9	0	.438



NATIONAL FOOTBALL CONFERENCE

West Division				
	W	L	T	Pct.
Arizona	10	6	0	.625
San Francisco	8	8	0	.500
Seattle	5	11	0	.313
St. Louis	1	15	0	.063
North Division				
	W	L	T	Pct.
Minnesota	12	4	0	.750
Green Bay †	11	5	0	.688
Chicago	7	9	0	.438
Detroit	2	14	0	.125
East Division				
	W	L	T	Pct.
Dallas	11	5	0	.688
Philadelphia †	11	5	0	.688
N.Y. Giants	8	8	0	.500
Washington	4	12	0	.250
South Division				
	W	L	T	Pct.
New Orleans	13	3	0	.813
Atlanta	9	7	0	.563
Carolina	8	8	0	.500
Tampa Bay	3	13	0	.188

AFC Championship: Indianapolis 30, N.Y. Jets 17

NFC Championship: New Orleans 31, Minnesota 28 (OT)

Super Bowl XLIV: New Orleans 31, Indianapolis 17

REGULAR STARTERS

OFFENSE		DEFENSE	
WR	Dwayne Bowe	LE	Tyson Jackson
LT	Branden Albert	NT	Ron Edwards
LG	Brian Waters	RE	Glenn Dorsey
C	Rudy Niswanger	LOLB	Mike Vrabel
RG	Mike Goff	LILB	Demorrio Williams
	Wade Smith	RILB	Corey Mays
RT	Ryan O'Callaghan	ROLB	Tamba Hali
TE	Sean Ryan	LCB	Brandon Flowers
	Leonard Pope	RCB	Brandon Carr
WR	Mark Bradley	SS	Mike Brown
	Chris Chambers	FS	Jarrad Page
QB	Matt Cassel		Jon McGraw
FB	Mike Cox	P	Dustin Colquitt
RB	Jamaal Charles		
	Larry Johnson		
K	Ryan Succop		

PRO BOWLERS IN BOLD

TEAM STATISTICS

	CHIEFS	OPP.
TOTAL FIRST DOWNS	256	318
Rushing	91	122
Passing	139	178
Penalty	26	18
3rd Down: Made/Att	62/227	85/223
3rd Down Pct.	.27.3	38.1
4th Down: Made/Att	14/29	6/11
4th Down Pct.	48.3	54.5
TOTAL NET YARDS	4,851	6,211
Avg. Per Game	303.2	388.2
Total Plays	1,019	1,062
Avg. Per Play	4.8	5.8
NET YARDS RUSHING	1,929	2,504
Avg. Per Game	120.6	156.5
Total Rushes	438	531
NET YARDS PASSING	2,922	3,707
Avg. Per Game	182.6	231.7
Sacked/Yards Lost	45/261	22/137
Gross Yards	3,183	3,844
Att./Completions	536/296	509/302
Completion Pct.	55.2	59.3
Had Intercepted	17	15
PUNTS/AVERAGE	97/45.0	79/44.1
NET PUNTING AVG.	97/40.8	79/39.4
PENALTIES/YARDS	84/667	106/821
FUMBLES/BALL LOST	31/10	23/13
TOUCHDOWNS	31	48
Rushing/Passing	8/18	18/25
Defensive/Kicking Game	5	5
TIME OF POSSESSION	27:37	32:23

SCORE BY PERIODS	1	2	3	4	OT	Total
CHIEFS TOTAL	29	83	61	118	3	294
Opp. Total	93	110	100	115	6	424





2-14 • 4th AFC West • Herm Edwards

Preseason (2-2)

8/7	W	24-20	at Chicago	60,751
8/16	L	17-27	ARIZONA	70,203
8/23	L	0-24	at Miami	60,189
8/28	W	21-17	ST. LOUIS	65,686

Regular Season (2-14)

9/7	L	10-17	at New England	68,756
9/14	L	8-23	OAKLAND	74,480
9/21	L	14-38	at Atlanta	62,434
9/28	W	33-19	DENVER	74,623
10/5	L	0-34	at Carolina	72,319
10/19	L	10-34	TENNESSEE	74,200
10/26	L	24-28	at N.Y. Jets	78,037
11/2	L	27-30 OT	TAMPA BAY	74,045
11/9	L	19-20	at San Diego	67,510
11/16	L	20-30	NEW ORLEANS	74,159
11/23	L	31-54	BUFFALO	73,584
11/30	W	20-13	at Oakland	61,379
12/7	L	17-24	at Denver	75,187
12/14	L	21-22	SAN DIEGO	73,842
12/21	L	31-38	MIAMI	73,689
12/28	L	6-16	at Cincinnati	63,984

INDIVIDUAL STATISTICS

	Att.	Cmp.	PASSING			TD	Int	LG	Rating
			Yds.	Pct.	18				
Thigpen	420	230	2,608	54.8	18	12	75	76.0	
Huard	81	50	477	61.7	2	4	68	65.7	
Croyle	29	20	151	69.0	0	0	22	81.3	
Gray	8	7	76	87.5	1	0	26	145.8	
Bradley	1	1	37	100.0	1	0	37t	158.3	
Hagans	1	1	5	100.0	0	0	5	87.5	
L. Johnson	1	1	4	100.0	1	0	4t	122.9	
CHIEFS TOTALS	541	310	3,358	57.3	23	16	75	77.5	
Opp. Total	522	348	3,810	66.7	21	13	70t	91.1	

	No.	PASS RECEIVING		LG	TD
		Yds.	Avg.		
Gonzalez	96	1,058	11.0	35	10
Bowe	86	1,022	11.9	36	7
Bradley	30	380	12.7	56	3
Charles	27	272	10.1	75	1
Darling	17	247	14.5	68	1
L. Johnson	12	74	6.2	20	0
K. Smith	10	52	5.2	8	0
Cox	8	19	2.4	5	0
Franklin	7	83	11.9	42	0
Cottam	7	63	9.0	19	0
Webb	5	46	9.2	15	0
Savage	2	0	0.0	2	0
Thigpen	1	37	37.0	37t	1
Hagans	1	7	7.0	7	0
Battle	1	-2	-2.0	-2	0
CHIEFS TOTALS	310	3,358	10.8	75	23
Opp. Total	348	3,810	10.9	70t	21

	No.	RUSHING		LG	TD
		Yds.	Avg.		
L. Johnson	193	874	4.5	65	5
Thigpen	62	386	6.2	32	3
Charles	67	357	5.3	30	0
K. Smith	35	100	2.9	19	1
Savage	15	53	3.5	11	0
Gray	1	27	27.0	27	0
Huard	4	13	3.3	15	0
Hagans	1	2	2.0	2	0
Cox	1	-2	-2.0	-2	0
CHIEFS TOTALS	379	1,810	4.8	65	9
Opp. Total	509	2,543	5.0	80t	25

TEAM LEADERS

Scoring: Tony Gonzalez 60 pts: 10 TDs (0 rush, 10 rec.)
INTs: Jarrad Page 4-2 yds.
Tackles: Bernard Pollard 98 (84 solo)
Sacks: Tamba Hali 3.0 (-23.0 yds.)
Punting: Dustin Colquitt 70-3,110 yds., 44.4 avg., 27 In 20, 73 LG
Punt Returns: Kevin Robinson 11-94 yds., 8.5 avg., 0 TDs
Kickoff Returns: Dantrell Savage 26-633 yds., 24.3 avg., 0 TDs

LEAGUE STANDINGS



AMERICAN FOOTBALL CONFERENCE

West Division				
	W	L	T	Pct.
San Diego	8	8	0	.500
Denver	8	8	0	.500
Oakland	5	11	0	.313
Kansas City	2	14	0	.125
North Division				
	W	L	T	Pct.
Pittsburgh	12	4	0	.750
Baltimore †	11	5	0	.688
Cincinnati	4	11	1	.281
Cleveland	4	12	0	.250
East Division				
	W	L	T	Pct.
Miami	11	5	0	.688
New England	11	5	0	.688
N.Y. Jets	9	7	0	.563
Buffalo	7	9	0	.438
South Division				
	W	L	T	Pct.
Tennessee	13	3	0	.813
Indianapolis †	12	4	0	.750
Houston	8	8	0	.500
Jacksonville	5	11	0	.313



NATIONAL FOOTBALL CONFERENCE

West Division				
	W	L	T	Pct.
Arizona	9	7	0	.563
San Francisco	7	9	0	.438
Seattle	4	12	0	.250
St. Louis	2	14	0	.125
North Division				
	W	L	T	Pct.
Minnesota	10	6	0	.625
Chicago	9	7	0	.563
Green Bay	6	10	0	.375
Detroit	0	16	0	.000
East Division				
	W	L	T	Pct.
N.Y. Giants	12	4	0	.750
Philadelphia †	9	6	1	.594
Dallas	9	7	0	.563
Washington	8	8	0	.500
South Division				
	W	L	T	Pct.
Carolina	12	4	0	.750
Atlanta †	11	5	0	.688
Tampa Bay	9	7	0	.563
New Orleans	8	8	0	.500

AFC Championship: Pittsburgh 23, Baltimore 14

NFC Championship: Arizona 32, Philadelphia 25

Super Bowl XLIII: Pittsburgh 27, Arizona 23

REGULAR STARTERS

OFFENSE		DEFENSE	
WR	Dwayne Bowe	LE	Turk McBride
LT	Branden Albert		Tamba Hali
LG	Brian Waters	LT	Tank Tyler
C	Rudy Niswanger	RT	Glenn Dorsey
RG	Adrian Jones	RE	Tamba Hali
RT	Damion McIntosh		Turk McBride
TE	Tony Gonzalez	LOLB	Demorris Williams
WR	Mark Bradley	MLB	Pat Thomas
	Devard Darling	ROLB	Derrick Johnson
QB	Tyler Thigpen	LCB	Brandon Carr
FB	Mike Cox	RCB	Brandon Flowers
RB	Larry Johnson	SS	Bernard Pollard
K	Connor Barth	FS	Jarrad Page
	Nick Novak	P	Dustin Colquitt

PRO BOWLERS IN BOLD

TEAM STATISTICS

	CHIEFS	OPP.
TOTAL FIRST DOWNS	273	344
Rushing	94	133
Passing	161	195
Penalty	18	16
3rd Down: Made/Att	82/214	100/211
3rd Down Pct.	38.3	47.4
4th Down: Made/Att	7/18	6/14
4th Down Pct.	38.9	42.9
TOTAL NET YARDS	4,939	6,291
Avg. Per Game	308.7	393.2
Total Plays	957	1041
Avg. Per Play	5.2	6.0
NET YARDS RUSHING	1,810	2,543
Avg. Per Game	113.1	158.9
Total Rushes	379	509
NET YARDS PASSING	3,129	3,748
Avg. Per Game	195.6	234.3
Sacked/Yards Lost	37/229	10/62
Gross Yards	3,358	3,810
Att./Completions	541/310	522/348
Completion Pct.	57.3	66.7
Had Intercepted	16	13
PUNTS/AVERAGE	82/44.2	50/43.9
NET PUNTING AVG.	82/37.5	50/37.3
PENALTIES/YARDS	78/645	81/588
FUMBLES/BALL LOST	20/8	30/16
TOUCHDOWNS	35	49
Rushing/Passing	9/23	25/21
Defensive/Kicking Game	3	3
TIME OF POSSESSION	27:56	32:04

SCORE BY PERIODS	1	2	3	4	OT	Total
CHIEFS TOTAL	68	102	33	88	0	291
Opp. Total	77	141	106	113	3	440





4-12 • 3rd AFC West • Herm Edwards

Preseason (0-4)			
8/11	L	12-16	at Cleveland 70,067
8/16	L	10-11	MIAMI 70,217
8/23	L	7-30	NEW ORLEANS 72,283
8/30	L	3-10	at St. Louis 64,958
Regular Season (4-12)			
9/9	L	3-20	at Houston 70,080
9/16	L	10-20	at Chicago 62,095
9/23	W	13-10	MINNESOTA 78,038
9/30	W	30-16	at San Diego 65,175
10/7	L	7-17	JACKSONVILLE 76,917
10/14	W	27-20	CINCINNATI 76,846
10/21	W	12-10	at Oakland 62,240
11/4	L	22-33	GREEN BAY 78,988
11/11	L	11-27	DENVER 77,368
11/18	L	10-13	at Indianapolis 57,294
11/25	L	17-20	OAKLAND 76,210
12/2	L	10-24	SAN DIEGO 74,874
12/9	L	7-41	at Denver 75,895
12/16	L	17-26	TENNESSEE 74,976
12/23	L	20-25	at Detroit 59,938
12/30	L	10-13 OT	at N.Y. Jets 76,737

INDIVIDUAL STATISTICS

PASSING								
	Att.	Cmp.	Yds.	Pct.	TD	Int	LG	Rating
Huard	332	206	2,257	62.0	11	13	58	76.8
Croyle	224	127	1,227	56.7	6	6	35	69.9
Thigpen	6	2	41	33.3	0	1	22	18.8
L. Johnson	1	0	0	0.0	0	0	0	39.6
CHIEFS TOTALS . . .	563	335	3,525	59.5	17	20	58	73.0
Opp. Total	462	276	3,274	59.7	17	14	77t	81.0

PASS RECEIVING					
	No.	Yds.	Avg.	LG	TD
Gonzalez	99	1,172	11.8	31	5
Bowe	70	995	14.2	58	5
L. Johnson	30	186	6.2	30t	1
Webb	28	313	11.2	32	1
Parker	24	298	12.4	24	2
Wilson	24	180	7.5	31	1
Ko. Smith	22	148	6.7	17	0
Kennison	13	101	7.8	18	0
Bennett	10	47	4.7	9	0
Holmes	5	17	3.4	8	0
G. Harris	3	38	12.7	19	0
Grigsby	2	14	7.0	9	0
Dunn	2	9	4.5	8	0
Allen	2	3	1.5	2t	2
Battle	1	4	4.0	4	0
CHIEFS TOTALS . . .	335	3,525	10.5	58	17
Opp. Total	276	3,274	11.9	77t	17

RUSHING					
	No.	Yds.	Avg.	LG	TD
L. Johnson	158	559	3.5	54	3
Ko. Smith	112	407	3.6	19	2
Holmes	46	137	3.0	11	0
Bennett	20	52	2.6	12	0
Battle	14	47	3.4	6	1
Croyle	7	18	2.6	6	0
G. Harris	9	9	1.0	4	0
Wilson	3	7	2.3	5	0
Kennison	1	5	5.0	5	0
Webb	1	5	5.0	5	0
McGraw	1	4	4.0	4	0
Parker	1	2	2.0	2	0
Huard	9	-1	-0.1	2	0
Drummond	1	-3	-3.0	-3	0
CHIEFS TOTALS . . .	383	1,248	3.3	54	6
Opp. Total	481	2,089	4.3	53	11

TEAM LEADERS

Scoring: Dave Rayner 59 pts: 14 PATs, 15 FGs
INTs: Jarrad Page 3-37 yds.
Tackles: Napoleon Harris 123 (97 solo)
Sacks: Jared Allen 15.5 (-111.0 yds.)
Punting: Dustin Colquitt 95-4,322 yds., 45.5 avg., 27 In 20, 81 LG
Punt Returns: Eddie Drummond 32-222 yds., 6.9 avg., 0 TDs
Kickoff Returns: Eddie Drummond 37-785 yds., 21.2 avg., 0 TDs

LEAGUE STANDINGS

AMERICAN FOOTBALL CONFERENCE					NATIONAL FOOTBALL CONFERENCE				
West Division					West Division				
W	L	T	Pct.		W	L	T	Pct.	
San Diego	11	5	0	.688	Seattle	10	6	0	.625
Denver	7	9	0	.438	Arizona	8	8	0	.500
Kansas City	4	12	0	.250	San Francisco	5	11	0	.313
Oakland	4	12	0	.250	St. Louis	3	13	0	.188
North Division					North Division				
W	L	T	Pct.		W	L	T	Pct.	
Pittsburgh	10	6	0	.625	Green Bay	13	3	0	.813
Cleveland	10	6	0	.625	Minnesota	8	8	0	.500
Cincinnati	7	9	0	.438	Detroit	7	9	0	.438
Baltimore	5	11	0	.313	Chicago	7	9	0	.438
East Division					East Division				
W	L	T	Pct.		W	L	T	Pct.	
New England	16	0	0	1.000	Dallas	13	3	0	.813
Buffalo	7	9	0	.438	N.Y. Giants †	10	6	0	.625
N.Y. Jets	4	12	0	.250	Washington †	9	7	0	.563
Miami	1	15	0	.063	Philadelphia	8	8	0	.500
South Division					South Division				
W	L	T	Pct.		W	L	T	Pct.	
Indianapolis	13	3	0	.813	Tampa Bay	9	7	0	.563
Jacksonville †	11	5	0	.688	Carolina	7	9	0	.438
Tennessee †	10	6	0	.625	New Orleans	7	9	0	.438
Houston	8	8	0	.500	Atlanta	4	12	0	.250

AFC Championship: New England 21, San Diego 12

NFC Championship: N.Y. Giants 23, Green Bay 20

Super Bowl XLII: N.Y. Giants 17, New England 14

REGULAR STARTERS

OFFENSE		DEFENSE	
WR	Eddie Kennison	LE	Tamba Hali
	Samie Parker	LT	Ron Edwards
LT	Damion McIntosh	RT	Alfonso Boone
LG	Brian Waters	RE	Jared Allen
C	Casey Wiegmann	LOLB	Derrick Johnson
RG	John Welbourn	MLB	Napoleon Harris
RT	Chris Terry	ROLB	Donnie Edwards
TE	Tony Gonzalez	LCB	Ty Law
WR	Dwayne Bowe	RCB	Patrick Surtain
QB	Damon Huard	SS	Bernard Pollard
	Brodie Croyle	FS	Jarrad Page
FB	Kris Wilson	P	Dustin Colquitt
RB	Larry Johnson		
	Kolby Smith		
K	Dave Rayner		

PRO BOWLERS IN BOLD

TEAM STATISTICS

	CHIEFS	OPP.
TOTAL FIRST DOWNS	255	278
Rushing	66	104
Passing	171	156
Penalty	18	18
3rd Down: Made/Att	79/232	65/208
3rd Down Pct.	34.1	31.3
4th Down: Made/Att	13/18	2/11
4th Down Pct.	72.2	18.2
TOTAL NET YARDS	4,429	5,111
Avg. Per Game	276.8	319.4
Total Plays	1,001	980
Avg. Per Play	4.4	5.2
NET YARDS RUSHING	1,248	2,089
Avg. Per Game	78.0	130.6
Total Rushes	383	481
NET YARDS PASSING	3,181	3,022
Avg. Per Game	198.8	188.9
Sacked/Yards Lost	55/344	37/252
Gross Yards	3,525	3,274
Att./Completions	563/335	462/276
Completion Pct.	59.5	59.7
Had Intercepted	20	14
PUNTS/AVERAGE	96/45.0	84/44.8
NET PUNTING AVG.	96/39.1	84/39.5
PENALTIES/YARDS	101/697	95/695
FUMBLES/BALL LOST	22/13	21/8
TOUCHDOWNS	24	33
Rushing/Passing	6/17	11/17
Defensive/Kicking Game	1	5
TIME OF POSSESSION	29:52	30:08

SCORE BY PERIODS	1	2	3	4	OT	Total
CHIEFS TOTAL	26	92	39	69	0	226
Opp. Total	66	98	89	79	3	335





9-7 • 2nd AFC West • Herm Edwards

Preseason (2-2)

8/12	L	14-24	at Houston	70,016
8/17	L	0-17	at N.Y. Giants	76,316
8/26	W	16-12	ST. LOUIS	74,741
8/31	W	10-9	NEW ORLEANS	70,456

Regular Season (9-7)

9/10	L	10-23	CINCINNATI	77,956
9/17	L	6-9 OT	at Denver	76,786
10/1	W	41-0	SAN FRANCISCO	77,609
10/8	W	23-20	at Arizona	63,445
10/15	L	7-45	at Pittsburgh	64,727
10/22	W	30-27	SAN DIEGO	77,752
10/29	W	35-28	SEATTLE	77,645
11/5	W	31-17	at St. Louis	66,191
11/12	L	10-13	at Miami	73,132
11/19	W	17-13	OAKLAND	78,097
11/23	W	19-10	DENVER (Thur) (Thnks) (N)	79,484
12/3	L	28-31 OT	at Cleveland	71,927
12/10	L	10-20	BALTIMORE	77,232
12/17	L	9-20	at San Diego (N)	66,583
12/23	W	20-9	at Oakland (Sat) (N)	61,446
12/31	W	35-30	JACKSONVILLE	77,500

AFC Wild Card Playoff Game

1/6	L	8-23	at Indianapolis (Sat)	57,215
-----	---	------	-----------------------	--------

INDIVIDUAL STATISTICS

	Att.	Cmp.	PASSING			Int	LG	Rating
			Yds.	Pct.	TD			
Huard	244	148	1,878	60.7	11	1	78	98.0
Green	198	121	1,342	61.1	7	9	39	74.1
Croyle	7	3	23	42.9	0	2	23	11.9
L. Johnson	1	0	0	0.0	0	0	0	39.6
CHIEFS TOTALS	450	272	3,243	60.4	18	12	78	84.7
Opp. Total	506	314	3,524	62.1	18	15	87t	82.3

	No.	PASS RECEIVING			LG	TD
		Yds.	Avg.	TD		
Gonzalez	73	900	12.3	57	5	
Kennison	53	860	16.2	51	5	
Parker	41	561	13.7	43	1	
L. Johnson	41	410	10.0	78	2	
Hall	26	204	7.8	19	2	
Wilson	15	132	8.8	19	3	
Bennett	9	77	8.6	14	0	
Dunn	4	40	10.0	15	0	
Webb	3	23	7.7	11	0	
Cruz	2	20	10.0	11	0	
Gardner	2	17	8.5	13	0	
Huard	2	-6	-3.0	-2	0	
D. Brown	1	5	5.0	5	0	
CHIEFS TOTALS	272	3,243	11.9	78	18	
Opp. Total	314	3,524	11.2	87t	18	

	No.	RUSHING			LG	TD
		Yds.	Avg.	TD		
L. Johnson	416	1,789	4.3	47	17	
Bennett	36	200	5.6	41	0	
Green	19	59	3.1	10	0	
Brown	10	24	2.4	7	0	
Cruz	5	19	3.8	7	0	
Kennison	4	16	4.0	9	0	
Hall	3	11	3.7	9	0	
Huard	9	9	1.0	8	0	
Ross	3	8	2.7	4	0	
Parker	3	7	2.3	5	0	
Page	1	4	4.0	4	0	
Colquitt	1	0	0.0	0	0	
Croyle	3	-3	-1.0	-1	0	
CHIEFS TOTALS	513	2,143	4.2	47	17	
Opp. Total	461	1,928	4.2	85t	14	

TEAM LEADERS

Scoring: Larry Johnson 114 pts: 19 TDs (17 rush, 2 rec.)
INTs: Ty Law 4-11 yds.
Tackles: Kawika Mitchell 118 (88 solo)
Sacks: Tamba Hall 8.0 (-48.0 yds.)
Punting: Dustin Colquitt 71-3,145 yds., 44.3 avg., 23 In 20, 72 LG
Punt Returns: Dante Hall 27-240 yds., 8.9 avg., 1 TDs
Kickoff Returns: Dante Hall 53-1,207 yds., 22.8 avg., 0 TDs

LEAGUE STANDINGS



AMERICAN FOOTBALL CONFERENCE

West Division				
W	L	T	Pct.	
San Diego	14	2	0	.875
Kansas City †	9	7	0	.562
Denver	9	7	0	.562
Oakland	2	14	0	.125
North Division				
W	L	T	Pct.	
Baltimore	13	3	0	.812
Cincinnati	8	8	0	.500
Pittsburgh	8	8	0	.500
Cleveland	4	12	0	.250
East Division				
W	L	T	Pct.	
New England	12	4	0	.750
N.Y. Jets †	10	6	0	.625
Buffalo	7	9	0	.438
Miami	6	10	0	.375
South Division				
W	L	T	Pct.	
Indianapolis	12	4	0	.875
Tennessee	8	8	0	.500
Jacksonville	8	8	0	.500
Houston	6	10	0	.375



NATIONAL FOOTBALL CONFERENCE

West Division				
W	L	T	Pct.	
Seattle	9	7	0	.562
St. Louis	8	8	0	.500
San Francisco	7	9	0	.438
Arizona	5	11	0	.312
North Division				
W	L	T	Pct.	
Chicago	13	3	0	.812
Green Bay	8	8	0	.500
Minnesota	6	10	0	.375
Detroit	3	13	0	.188
East Division				
W	L	T	Pct.	
Philadelphia	10	6	0	.625
Dallas †	9	7	0	.562
N.Y. Giants †	8	8	0	.500
Washington	5	11	0	.312
South Division				
W	L	T	Pct.	
New Orleans	10	6	0	.625
Carolina	8	8	0	.500
Atlanta	7	9	0	.438
Tampa Bay	4	12	0	.250

AFC Championship: Indianapolis 38, New England 34

NFC Championship: Chicago 39, New Orleans 14

Super Bowl XLII: Indianapolis 29, Chicago 17

REGULAR STARTERS

OFFENSE		DEFENSE	
WR	Eddie Kennison	LE	Tamba Hall
LT	Jordan Black	LT	Ron Edwards
LG	Brian Waters	RT	James Reed
C	Casey Wiegmann	RE	Jared Allen
RG	Will Shields	LOLB	Derrick Johnson
RT	John Welbourn	MLB	Kawika Mitchell
TE	Tony Gonzalez	ROLB	Kendrell Bell
WR	Samie Parker	LCB	Ty Law
QB	Trent Green	RCB	Patrick Surtain
	Damon Huard	SS	Sammy Knight
FB	Kris Wilson	FS	Greg Wesley
RB	Larry Johnson	P	Dustin Colquitt
K	Lawrence Tynes		

PRO BOWLERS IN BOLD

TEAM STATISTICS

	CHIEFS	OPP.
TOTAL FIRST DOWNS	310	298
Rushing	105	109
Passing	184	171
Penalty	21	18
3rd Down: Made/Att	89/219	83/212
3rd Down Pct.	40.6	39.2
4th Down: Made/Att	9/15	8/13
4th Down Pct.	60.0	61.5
TOTAL NET YARDS	5,143	5,262
Avg. Per Game	321.4	328.9
Total Plays	1,004	999
Avg. Per Play	5.1	5.3
NET YARDS RUSHING	2,143	1,928
Avg. Per Game	133.9	120.5
Total Rushes	513	461
NET YARDS PASSING	3,000	3,334
Avg. Per Game	187.5	208.4
Sacked/Yards Lost	41/243	32/190
Gross Yards	3,243	3,524
Att./Completions	450/272	506/314
Completion Pct.	60.4	62.1
Had Intercepted	12	15
PUNTS/AVERAGE	72/44.1	75/40.8
NET PUNTING AVG.	72/39.2	75/34.4
PENALTIES/YARDS	76/577	85/709
FUMBLES/BALL LOST	25/14	29/15
TOUCHDOWNS	37	34
Rushing	17	14
Passing	18	18
Defensive/Kicking Game	2	2
TIME OF POSSESSION	30:06	29:54

SCORE BY PERIODS	1	2	3	4	OT	Total
CHIEFS TOTAL	71	105	60	95	0	331
Opp. Total	61	113	58	77	6	315





10-6 • 2nd AFC West • Dick Vermeil

Preseason (0-4)

8/12 L 16-27	at Minnesota	63,621
8/20 L 17-24	ARIZONA	76,173
8/27 L 17-23	SEATTLE	74,158
9/2 L 23-27	at St. Louis	65,284

Regular Season (10-6)

9/11 W 27-7	N.Y. JETS	78,014
9/18 W 23-17	at Oakland (N)	62,273
9/26 L 10-30	at Denver (Mon) (N)	76,381
10/2 L 31-37	PHILADELPHIA	78,742
10/16 W 28-21	WASHINGTON	78,083
10/21 W 30-20	at Miami (Fri) (N)	68,350
10/30 L 20-28	at San Diego	65,750
11/6 W 27-23	OAKLAND	79,033
11/13 L 3-14	at Buffalo	72,093
11/20 W 45-17	at Houston (N)	70,481
11/27 W 26-16	NEW ENGLAND	78,025
12/4 W 31-27	DENVER	78,261
12/11 L 28-31	at Dallas	63,432
12/17 L 17-27	at N.Y. Giants (Sat)	78,625
12/24 W 20-7	SAN DIEGO (Sat)	75,956
1/1 W 37-3	CINCINNATI	77,211

INDIVIDUAL STATISTICS

	PASSING							
	Att.	Cmp.	Yds.	Pct.	TD	Int	LG	Rating
Green	507	317	4,014	62.5	17	10	60t	90.1
CHIEFS TOTALS	507	317	4,014	62.5	17	10	60t	90.1
Opp. Total	559	325	3,862	58.1	25	16	78t	82.3

	PASS RECEIVING				
	No.	Yds.	Avg.	LG	TD
Gonzalez	78	905	11.6	39	2
Kennison	68	1,102	16.2	55	5
Parker	36	533	14.8	49	3
D. Hall	34	436	12.8	52t	3
L. Johnson	33	343	10.4	36	1
Holmes	21	197	9.4	60t	1
Horn	18	187	10.4	50	0
Richardson	9	68	7.6	22	1
Boerigter	8	119	14.9	38	0
Dunn	5	53	10.6	24	0
Wilson	3	33	11.0	16	0
Brown	3	23	7.7	9	1
Cruz	1	15	15.0	15	0
CHIEFS TOTALS	317	4,014	12.7	60t	17
Opp. Total	325	3,862	11.9	78t	25

	RUSHING				
	No.	Yds.	Avg.	LG	TD
L. Johnson	336	1,750	5.2	49t	20
Holmes	119	451	3.8	35t	6
Green	35	82	2.3	13	0
Kennison	7	43	6.1	23	0
Brown	7	21	3.0	7	0
Richardson	6	20	3.3	8	0
D. Hall	7	11	1.6	7	0
Wilson	1	6	6.0	6	0
Collins	2	-2	-1.0	-1	0
CHIEFS TOTALS	520	2,382	4.6	49t	26
Opp. Total	383	1,570	4.1	65t	11

TEAM LEADERS

Scoring: Larry Johnson 126 pts: 21 TDs (20 rush, 1 rec.)
INTs: Greg Wesley 6-106 yds.
Tackles: Kawika Mitchell 135 (100 solo)
Sacks: Jared Allen 11.0 (-65.0 yds.)
Punting: Dustin Colquitt 65-2,564 yds., 39.4 avg., 27 in 20, 62 LG
Punt Returns: Dante Hall 42-276 yds., 6.6 avg., 0 TDs
Kickoff Returns: Dante Hall 65-1,560 yds., 24.0 avg., 1 TDs

LEAGUE STANDINGS



AMERICAN FOOTBALL CONFERENCE

West Division				
	W	L	T	Pct.
Denver	13	3	0	.812
Kansas City	10	6	0	.625
San Diego	9	7	0	.562
Oakland	4	12	0	.250
North Division				
	W	L	T	Pct.
Cincinnati	11	5	0	.688
Pittsburgh †	11	5	0	.688
Baltimore	6	10	0	.375
Cleveland	6	10	0	.375
East Division				
	W	L	T	Pct.
New England	10	6	0	.625
Miami	9	7	0	.562
Buffalo	5	11	0	.312
N.Y. Jets	4	12	0	.250
South Division				
	W	L	T	Pct.
Indianapolis	14	2	0	.875
Jacksonville †	12	4	0	.750
Tennessee	4	12	0	.250
Houston	2	14	0	.125



NATIONAL FOOTBALL CONFERENCE

West Division				
	W	L	T	Pct.
Seattle	13	3	0	.812
St. Louis	6	10	0	.375
Arizona	5	11	0	.312
San Francisco	4	12	0	.250
North Division				
	W	L	T	Pct.
Chicago	11	5	0	.688
Minnesota	9	7	0	.562
Detroit	5	11	0	.312
Green Bay	4	12	0	.250
East Division				
	W	L	T	Pct.
N.Y. Giants	11	5	0	.688
Washington †	10	6	0	.625
Dallas	9	7	0	.562
Philadelphia	6	10	0	.375
South Division				
	W	L	T	Pct.
Tampa Bay	11	5	0	.688
Carolina †	11	5	0	.688
Atlanta	8	8	0	.500
New Orleans	3	13	0	.188

AFC Championship: Pittsburgh 34, Denver 17

NFC Championship: Seattle 34, Carolina 14

Super Bowl XL: Pittsburgh 21, Seattle 10

REGULAR STARTERS

OFFENSE		DEFENSE	
WR	Eddie Kennison	LE	Eric Hicks
LT	Willie Roaf	LT	John Browning
LG	Brian Waters	RT	Lional Dalton
C	Casey Wiegmann	RE	Jared Allen
RG	Will Shields	LOLB	Derrick Johnson
RT	John Welbourn	MLB	Kawika Mitchell
TE	Tony Gonzalez	ROLB	Kendrell Bell
WR	Samie Parker	LCB	Patrick Surtain
QB	Trent Green	RCB	Eric Warfield
FB	Tony Richardson	SS	Sammy Knight
RB	Priest Holmes	FS	Greg Wesley
K	Larry Johnson	P	Dustin Colquitt
	Lawrence Tynes		

PRO BOWLERS IN BOLD

TEAM STATISTICS

	CHIEFS	OPP.
TOTAL FIRST DOWNS	347	292
Rushing/Passing/Penalty	138/182/27	84/189/19
3rd Down: Made/Att	91/213	78/206
3rd Down Pct.	.427	37.9
4th Down: Made/Att	10/16	7/19
4th Down Pct.	62.5	36.8
TOTAL NET YARDS	6,192	5,249
Avg. Per Game	387.0	328.1
Total Plays	1,059	971
Avg. Per Play	5.8	5.4
NET YARDS RUSHING	2,382	1,570
Avg. Per Game	148.9	98.1
Total Rushes	520	383
NET YARDS PASSING	3,810	3,679
Avg. Per Game	238.1	229.9
Sacked/Yards Lost	32/204	29/183
Gross Yards	4,014	3,862
Att./Completions	507/317	559/325
Completion Pct.	62.5	58.1
Had Intercepted	10	16
PUNTS/AVERAGE	65/39.4	69/45.7
Net Punting Avg.	65/35.2	69/40.0
PUNT RETURNS/YARDS	43/293	23/179
KICKOFF RETURNS/YARDS	68/1,591	83/2,053
PENALTIES/YARDS	115/890	90/805
FUMBLES/BALL LOST	23/13	33/15
TOUCHDOWNS	46	38
Rushing/Passing	26/17	11/25
Defensive/Kicking Game	2/1	1/1
TIME OF POSSESSION	32:09	27:51

SCORE BY PERIODS	1	2	3	4	OT	Total
CHIEFS TOTAL	85	136	79	103	0	403
Opp. Total	51	110	76	88	0	325





7-9 • 3rd AFC West • Dick Vermeil

Preseason (1-3)

8/13	L	24-34	at N.Y. Giants	76,476
8/23	W	24-7	ST. LOUIS (Mon)	75,428
8/28	L	19-21	CLEVELAND	76,086
9/2	L	20-24	at Dallas	61,157

Regular Season (7-9)

9/12	L	24-34	at Denver (N)	75,939
9/19	L	17-28	CAROLINA	78,136
9/26	L	21-24	HOUSTON	77,433
10/4	W	27-24	at Baltimore (Mon) (N)	69,827
10/17	L	16-22	at Jacksonville	66,413
10/24	W	56-10	ATLANTA	78,260
10/31	W	45-35	INDIANAPOLIS	78,312
11/7	L	31-34	at Tampa Bay	65,495
11/14	L	20-27	at New Orleans	64,900
11/22	L	19-27	NEW ENGLAND (Mon) (N)	78,431
11/28	L	31-34	SAN DIEGO	77,447
12/5	W	34-27	at Oakland	51,292
12/13	W	49-38	at Tennessee (Mon) (N)	68,932
12/19	W	45-17	DENVER	77,702
12/25	W	31-30	OAKLAND (Sat)	77,289
1/2	L	17-24	at San Diego	64,920

INDIVIDUAL STATISTICS

	Att.	Cmp.	PASSING			Int	LG	Rating
			Yds.	Pct.	TD			
Green	556	369	4,591	66.4	27	17	70t	95.2
Collins	5	1	42	20.0	0	0	42	62.1
CHIEFS TOTALS	561	370	4,633	66.0	27	17	70t	94.9
Opp. Total	522	312	4,453	59.8	32	13	65	97.5

	No.	PASS RECEIVING			LG	TD
		Yds.	Avg.	TD		
Gonzalez	102	1,258	12.3	32	7	
Kennison	62	1,086	17.5	70t	8	
Morton	55	795	14.5	52	3	
Blaylock	25	246	9.8	30	1	
Hall	25	230	9.2	22	0	
Johnson	22	278	12.6	40	2	
Holmes	19	187	9.8	52	1	
Richardson	19	118	6.2	22	0	
Dunn	17	120	7.1	17	3	
Horn	15	178	11.9	30	1	
Parker	9	137	15.2	48t	1	
CHIEFS TOTALS	370	4,633	12.5	70t	27	
Opp. Total	312	4,453	14.3	65	32	

	No.	RUSHING			LG	TD
		Yds.	Avg.	TD		
Holmes	196	892	4.6	33t	14	
Johnson	120	581	4.8	46t	9	
Blaylock	118	539	4.6	24	8	
Green	25	85	3.4	13	0	
Hall	8	56	7.0	17	0	
Richardson	12	56	4.7	13	0	
Morton	7	43	6.1	14	0	
Kennison	2	15	7.5	15	0	
Horn	1	12	12.0	12	0	
Gonzalez	1	5	5.0	5	0	
Collins	1	4	4.0	4	0	
Easy	4	1	1.0	4	0	
Cheek	1	0	0.0	0	0	
CHIEFS TOTALS	496	2,289	4.6	46t	31	
Opp. Total	397	1,834	4.6	78t	18	

TEAM LEADERS

Scoring: Lawrence Tynes 109 pts: 58 PATs, 17 FGs
INTs: Greg Wesley 4-92 yds.
 Eric Warfield 4-49 yds.
Tackles: Scott Fujita 112 (71 solo)
Sacks: Jared Allen 9.0 (-47.0 yds.)
Punting: Steve Cheek 42-1,643 yds., 39.1 avg., 8 In 20, 55 LG
Punt Returns: Dante Hall 23-232 yds., 10.1 avg., 0 TDs
Kickoff Returns: Dante Hall 68-1,718 yds., 25.3 avg., 2 TDs

LEAGUE STANDINGS



AMERICAN FOOTBALL CONFERENCE

West Division				
W	L	T	Pct.	
San Diego	12	4	0	.750
Denver †	10	6	0	.625
Kansas City	7	9	0	.438
Oakland	5	11	0	.312
North Division				
W	L	T	Pct.	
Pittsburgh	15	1	0	.938
Baltimore	9	7	0	.562
Cincinnati	8	8	0	.500
Cleveland	4	12	0	.250
East Division				
W	L	T	Pct.	
New England	14	2	0	.875
N.Y. Jets †	10	6	0	.625
Buffalo	9	7	0	.562
Miami	4	12	0	.250
South Division				
W	L	T	Pct.	
Indianapolis	12	4	0	.750
Jacksonville	9	7	0	.562
Houston	7	9	0	.438
Tennessee	5	11	0	.312



NATIONAL FOOTBALL CONFERENCE

West Division				
W	L	T	Pct.	
Seattle	9	7	0	.562
St. Louis †	8	8	0	.500
Arizona	6	10	0	.375
San Francisco	2	14	0	.125
North Division				
W	L	T	Pct.	
Green Bay	10	6	0	.625
Minnesota †	8	8	0	.500
Detroit	6	10	0	.375
Chicago	5	11	0	.312
East Division				
W	L	T	Pct.	
Philadelphia	13	3	0	.812
N.Y. Giants	6	10	0	.375
Dallas	6	10	0	.375
Washington	6	10	0	.375
South Division				
W	L	T	Pct.	
Atlanta	11	5	0	.688
New Orleans	8	8	0	.500
Carolina	7	9	0	.438
Tampa Bay	5	11	0	.312

AFC Championship: New England 41, Pittsburgh 27

NFC Championship: Philadelphia 27, Atlanta 10

Super Bowl XXXIX: New England 24, Philadelphia 21

REGULAR STARTERS

OFFENSE

WR	Eddie Kennison
LT	Willie Roaf
LG	Brian Waters
C	Casey Wiegmann
RG	Will Shields
RT	John Welbourn
TE	Tony Gonzalez
WR	Johnnie Morton
QB	Trent Green
FB	Tony Richardson
RB	Priest Holmes
K	Lawrence Tynes

DEFENSE

LE	Eric Hicks
LT	Ryan Sims
RT	Lional Dalton
RE	Jared Allen
LOLB	Scott Fujita
MLB	Monty Beisel
	Kawika Mitchell
ROLB	Shawn Barber
LCB	Eric Warfield
RCB	Dexter McCleon
	William Bartee
SS	Greg Wesley
FS	Jerome Woods
P	Steve Cheek

PRO BOWLERS IN BOLD

TEAM STATISTICS

	CHIEFS	OPP.
TOTAL FIRST DOWNS	398	327
Rushing/Passing/Penalty	138/228/32	97/190/40
3rd Down: Made/Att	91/193	71/185
3rd Down Pct.	47.2	38.4
4th Down: Made/Att	4/14	5/16
4th Down Pct.	28.6	31.3
TOTAL NET YARDS	6,695	6,037
Avg. Per Game	418.4	377.3
Total Plays	1,089	960
Avg. Per Play	6.1	6.3
NET YARDS RUSHING	2,289	1,834
Avg. Per Game	143.1	114.6
Total Rushes	496	397
NET YARDS PASSING	4,406	4,203
Avg. Per Game	275.4	262.7
Sacked/Yards Lost	32/227	41/250
Gross Yards	4,633	4,453
Att./Completions	561/370	522/312
Completion Pct.	66.0	59.8
Had Intercepted	17	13
PUNTS/AVERAGE	55/39.5	64/42.2
Net Punting Avg.	55/31.5	64/35.8
PUNT RETURNS/YARDS	24/232	24/301
KICKOFF RETURNS/YARDS	75/1,820	85/1,908
PENALTIES/YARDS	117/963	117/957
FUMBLES/BALL LOST	20/10	23/8
TOUCHDOWNS	62	53
Rushing/Passing	31/27	18/32
Defensive/Kicking Game	2/2	1/2
TIME OF POSSESSION	32:14	27:46

SCORE BY PERIODS	1	2	3	4	OT	Total
CHIEFS TOTAL	113	137	93	140	0	483
Opp. Total	81	152	73	129	0	435





13-3 • 1st AFC West • Dick Vermeil

Preseason (3-2)		
8/4	W 9-0	Green Bay (Mon) 22,385
		Hall of Fame Game (Canton, OH)
8/9	L 6-24	SAN FRANCISCO 73,830
8/16	W 26-16	MINNESOTA 75,634
8/23	L 31-42	at Seattle 39,833
8/28	W 22-6	at St. Louis 65,373
Regular Season (13-3)		
9/7	W 27-14	SAN DIEGO 78,048
9/14	W 41-20	PITTSBURGH 78,416
9/21	W 42-14	at Houston 70,487
9/28	W 17-10	at Baltimore 69,459
10/5	W 24-23	DENVER 78,903
10/12	W 40-34 OT	at Green Bay 70,407
10/20	W 17-10	at Oakland (Mon) (N) 62,391
10/26	W 38-5	BUFFALO (N) 78,689
11/9	W 41-20	CLEVELAND 78,560
11/16	L 19-24	at Cincinnati 64,923
11/23	W 27-24	OAKLAND 78,889
11/30	W 28-24	at San Diego 57,671
12/7	L 27-45	at Denver 76,403
12/14	W 45-17	DETROIT 77,922
12/20	L 20-45	at Minnesota (Sat) 64,291
12/28	W 31-3	CHICAGO 78,413
AFC Divisional Playoff Game		
1/11	L 31-38	INDIANAPOLIS 79,159

INDIVIDUAL STATISTICS

	PASSING							
	Att.	Cmp.	Yds.	Pct.	TD	Int	LG	Rating
Green	523	330	4,039	63.1	24	12	67t	92.6
Collins	12	9	74	75.0	0	0	20	90.3
Holmes	1	0	0	0.0	0	0	0	39.6
Hall	0	0	0	---	0	0	---	---
CHIEFS TOTALS . . .	536	339	4,113	63.2	24	12	67t	92.4
Opp. Total	565	332	3,614	58.8	19	25	77t	70.5

	PASS RECEIVING				
	No.	Yds.	Avg.	LG	TD
Holmes	74	690	9.3	36	0
Gonzalez	71	916	12.9	67	10
Kennison	56	853	15.2	51t	5
Morton	50	740	14.8	50	4
Hall	40	423	10.6	67t	1
Blaylock	15	181	12.1	63t	1
Richardson	12	76	6.3	14	0
Boerigter	11	158	14.4	30	0
Dunn	5	35	7.0	15	3
Easy	3	19	6.3	8	0
Baber	1	20	20.0	20	0
L. Johnson	1	2	2.0	2	0
CHIEFS TOTALS . . .	339	4,113	12.1	67t	24
Opp. Total	332	3,614	10.9	77t	19

	RUSHING				
	No.	Yds.	Avg.	LG	TD
Holmes	320	1,420	4.4	31t	27
Blaylock	22	112	5.1	25t	2
Morton	8	94	11.8	39	0
L. Johnson	20	85	4.3	15	1
Green	26	83	3.2	24	2
Hall	16	73	4.6	21	0
Richardson	24	60	2.5	14t	0
Kennison	2	9	4.5	31	0
Collins	8	-7	-0.9	7	0
CHIEFS TOTALS . . .	446	1,929	4.3	39	32
Opp. Total	453	2,344	5.2	65t	18

TEAM LEADERS

Scoring: Priest Holmes 162 pts: 27 TDs (27 rush, 0 rec.)
INTs: Greg Wesley 6-63 yds.
 Dexter McCleon 6-(-3) yds.
Tackles: Scott Fujita 151 (110 solo)
Sacks: Vonnie Holliday 5.5 (-50.0 yds.)
Punting: Jason Baker 80-3,156 yds., 39.5 avg., 21 In 20, 68 LG
Punt Returns: Dante Hall 29-472 yds., 16.3 avg., 2 TDs
Kickoff Returns: Dante Hall 57-1,478 yds., 25.9 avg., 2 TDs

LEAGUE STANDINGS



AMERICAN FOOTBALL CONFERENCE

West Division				
	W	L	T	Pct.
Kansas City	13	3	0	.800
Denver †	10	6	0	.625
Oakland	4	12	0	.250
San Diego	4	12	0	.250
North Division				
	W	L	T	Pct.
Baltimore	10	6	0	.625
Cincinnati	8	8	0	.500
Pittsburgh	6	10	0	.375
Cleveland	5	11	0	.313
East Division				
	W	L	T	Pct.
New England	14	2	0	.875
Miami	10	6	0	.625
Buffalo	6	10	0	.375
N.Y. Jets	6	10	0	.375
South Division				
	W	L	T	Pct.
Indianapolis	12	4	0	.750
Tennessee †	12	4	0	.750
Jacksonville	5	11	0	.313
Houston	5	11	0	.313



NATIONAL FOOTBALL CONFERENCE

West Division				
	W	L	T	Pct.
St. Louis	12	4	0	.750
Seattle †	10	6	0	.625
San Francisco	7	9	0	.438
Arizona	4	12	0	.250
North Division				
	W	L	T	Pct.
Green Bay	10	6	0	.625
Minnesota	9	7	0	.562
Chicago	7	9	0	.438
Detroit	5	11	0	.313
East Division				
	W	L	T	Pct.
Philadelphia	12	4	0	.750
Dallas †	10	6	0	.625
Washington	5	11	0	.313
N.Y. Giants	4	12	0	.250
South Division				
	W	L	T	Pct.
Carolina	11	5	0	.688
New Orleans	8	8	0	.500
Tampa Bay	7	9	0	.438
Atlanta	5	11	0	.313

AFC Championship: New England 24, Indianapolis 14

NFC Championship: Carolina 14, Philadelphia 3

Super Bowl XXXVIII: New England 32, Carolina 29

REGULAR STARTERS

OFFENSE		DEFENSE	
WR	Eddie Kennison	LE	Eric Hicks
LT	Willie Roaf	LT	John Browning
LG	Brian Waters	NT	Ryan Sims
C	Casey Wiegmann	RE	Vonnie Holliday
RG	Will Shields	LOLB	Scott Fujita
RT	John Tait	MLB	Mike Maslowski
TE	Tony Gonzalez		Kawika Mitchell
WR	Johnnie Morton	ROLB	Shawn Barber
QB	Trent Green	LCB	Eric Warfield
FB	Tony Richardson	RCB	Dexter McCleon
RB	Priest Holmes	SS	Greg Wesley
K	Morten Andersen	FS	Jerome Woods
		P	Jason Baker

PRO BOWLERS IN BOLD

TEAM STATISTICS

	CHIEFS	OPP.
TOTAL FIRST DOWNS	348	322
Rushing/Passing/Penalty	120/201/27	120/184/18
3rd Down: Made/Att	84/201	78/213
3rd Down Pct.	41.8	36.6
4th Down: Made/Att	6/10	10/23
4th Down Pct.	60.0	43.5
TOTAL NET YARDS	5,910	5,707
Avg. Per Game	369.4	356.7
Total Plays	1,003	1,054
Avg. Per Play	5.9	5.4
NET YARDS RUSHING	1,929	2,344
Avg. Per Game	120.6	146.5
Total Rushes	446	453
NET YARDS PASSING	3,981	3,363
Avg. Per Game	248.8	210.2
Sacked/Yards Lost	21/132	36/251
Gross Yards	4,113	3,614
Att./Completions	536/339	565/332
Completion Pct.	63.2	58.8
Had Intercepted	12	25
PUNTS/AVERAGE	81/39.0	73/40.7
Net Punting Avg.	81/33.2	73/31.4
PUNT RETURNS/YARDS	33/542	38/327
KICKOFF RETURNS/YARDS	62/1,577	87/2,043
PENALTIES/YARDS	79/698	95/781
FUMBLES/BALL LOST	13/6	21/12
TOUCHDOWNS	63	39
Rushing/Passing	32/24	18/19
Defensive/Kicking Game	3/4	1/1
TIME OF POSSESSION	29:23	30:37

SCORE BY PERIODS	1	2	3	4	OT	Total
CHIEFS TOTAL	112	153	82	131	6	484
Opp. Total	57	94	85	96	0	332





8-8 • 4th AFC West • Dick Vermeil

Preseason (3-1)

8/10	W	17-14	OT	at San Francisco	63,111
8/17	W	19-9		HOUSTON	73,506
8/24	L	14-17		at Seattle	49,036
8/30	W	23-16		ST. LOUIS	73,410

Regular Season (8-8)

9/8	W	40-39		at Cleveland	72,938
9/15	L	16-23		JACKSONVILLE	77,934
9/22	L	38-41	OT	at New England	68,436
9/29	W	48-30		MIAMI	78,178
10/6	W	29-25		at N.Y. Jets	78,149
10/13	L	34-35		at San Diego	58,995
10/20	L	34-37	OT	DENVER	78,446
10/27	W	20-10		OAKLAND	78,685
11/10	L	13-17		at San Francisco	67,881
11/17	W	17-16		BUFFALO	77,951
11/24	L	32-39		at Seattle	56,250
12/1	W	49-0		ARIZONA	77,809
12/8	W	49-10		ST. LOUIS	78,601
12/15	L	24-31		at Denver	75,947
12/22	W	24-22		SAN DIEGO	77,899
12/28	L	0-24		at Oakland (Sat)	62,078

INDIVIDUAL STATISTICS

	Att.	Cmp.	PASSING			TD	Int	LG	Rating
			Yds.	Pct.					
Green	470	287	3,690	61.1	26	13	99t	92.6	
Collins	6	5	73	83.3	1	0	29t	156.9	
Holmes	1	0	0	0.0	0	0	0	39.6	
CHIEFS TOTALS	477	292	3,763	61.2	27	13	99t	93.5	
Opp. Total	616	403	4,396	65.4	27	18	82t	88.8	

	No.	PASS RECEIVING			LG	TD
		Yds.	Avg.			
Holmes	70	672	9.6	64t	3	
Gonzalez	63	773	12.3	42t	7	
Kennison	53	906	17.1	64	2	
Morton	29	397	13.7	30	1	
Boerigter	20	420	21.0	99t	8	
Hall	20	322	16.1	75t	3	
Richardson	18	125	6.9	23	1	
Cloud	6	48	8.0	13	0	
Blaylock	5	47	9.4	21	0	
Easy	3	23	7.7	13	1	
Dunn	2	16	8.0	11	0	
Baber	2	10	5.0	7	1	
Minnis	1	4	4.0	4	0	
CHIEFS TOTALS	292	3,763	12.9	99t	27	
Opp. Total	403	4,396	10.9	82t	27	

	No.	RUSHING			LG	TD
		Yds.	Avg.			
Holmes	313	1,615	5.2	56	21	
Green	31	225	7.3	24	1	
Morton	10	124	12.4	36	0	
Cloud	49	115	2.4	9	2	
Richardson	22	81	3.7	14t	2	
Blaylock	16	72	4.5	16	0	
Kennison	7	58	8.3	31	0	
Hall	11	54	4.9	21	0	
Tait	1	28	28.0	28	0	
Collins	1	7	7.0	7	0	
Quinn	1	-1	-1.0	-1	0	
CHIEFS TOTALS	462	2,378	5.1	56	26	
Opp. Total	431	2,067	4.8	63t	19	

TEAM LEADERS

Scoring: Priest Holmes 144 pts: 24 TDs (21 rush, 3 rec.)
INTs: Greg Wesley 6-170 yds.
Tackles: Mike Maslowski 162 (109 solo)
Sacks: Eric Hicks 9.0 (-69.5 yds.)
Punting: Dan Stryzinski 64-2,422 yds., 37.8 avg., 15 In 20, 56 LG
Punt Returns: Dante Hall 29-390 yds., 13.4 avg., 2 TDs
Kickoff Returns: Dante Hall 57-1,354 yds., 23.8 avg., 1 TD

LEAGUE STANDINGS



AMERICAN FOOTBALL CONFERENCE

West Division				
W	L	T	Pct.	
Oakland	11	5	0	.688
Denver	9	7	0	.562
San Diego	8	8	0	.500
Kansas City	8	8	0	.500
North Division				
W	L	T	Pct.	
Pittsburgh	10	5	1	.656
Cleveland †	9	7	0	.562
Baltimore	7	9	0	.438
Cincinnati	2	14	0	.125
East Division				
W	L	T	Pct.	
N.Y. Jets	9	7	0	.562
New England	9	7	0	.562
Miami	9	7	0	.562
Buffalo	8	8	0	.500
South Division				
W	L	T	Pct.	
Tennessee	11	5	0	.688
Indianapolis †	10	6	0	.625
Jacksonville	6	10	0	.375
Houston	4	12	0	.250



NATIONAL FOOTBALL CONFERENCE

West Division				
W	L	T	Pct.	
San Francisco	10	6	0	.625
St. Louis	7	9	0	.438
Seattle	7	9	0	.438
Arizona	5	11	0	.312
North Division				
W	L	T	Pct.	
Green Bay	12	4	0	.750
Minnesota	6	10	0	.375
Chicago	4	12	0	.250
Detroit	3	13	0	.188
East Division				
W	L	T	Pct.	
Philadelphia	12	4	0	.750
N.Y. Giants †	10	6	0	.625
Washington	7	9	0	.438
Dallas	5	11	0	.312
South Division				
W	L	T	Pct.	
Tampa Bay	12	4	0	.750
Atlanta †	9	6	1	.594
New Orleans	9	7	0	.562
Carolina	7	9	0	.438

AFC Championship: Oakland 41, Tennessee 24
NFC Championship: Tampa Bay 27, Philadelphia 10
Super Bowl XXXVII: Tampa Bay 48, Oakland 21

REGULAR STARTERS

OFFENSE		DEFENSE	
WR	Eddie Kennison	LE	Eric Hicks
LT	Willie Roaf	LT	John Browning
LG	Brian Waters	NT	Derrick Ransom
C	Casey Wiegmann	RE	Duane Clemons
RG	Will Shields	LOLB	Scott Fujita
RT	John Tait	MLB	Marvucus Patton
TE	Tony Gonzalez	ROLB	Mike Maslowski
WR	Johnnie Morton	LCB	Eric Warfield
QB	Trent Green	RCB	William Barteel
FB	Tony Richardson	SS	Greg Wesley
RB	Priest Holmes	FS	Shaunard Harts
K	Morten Andersen	P	Dan Stryzinski

PRO BOWLERS IN BOLD

TEAM STATISTICS

	CHIEFS	OPP.
TOTAL FIRST DOWNS	343	367
Rushing/Passing/Penalty	140/179/24	120/227/20
3rd Down: Made/Att	77/185	87/205
3rd Down Pct.	41.6	42.4
4th Down: Made/Att	6/10	10/17
4th Down Pct.	60.0	58.8
TOTAL NET YARDS	6,000	6,248
Avg. Per Game	375.0	390.5
Total Plays	965	1081
Avg. Per Play	6.2	5.8
NET YARDS RUSHING	2,378	2,067
Avg. Per Game	148.6	129.2
Total Rushes	462	431
NET YARDS PASSING	3,622	4,181
Avg. Per Game	226.4	261.3
Sacked/Yards Lost	26/141	34/215
Gross Yards	3,763	4,396
Att./Completions	477/292	616/403
Completion Pct.	61.2	65.4
Had Intercepted	13	18
PUNTS/AVERAGE	65/37.3	60/39.1
Net Punting Avg.	65/31.2	60/32.0
PUNT RETURNS/YARDS	29/390	27/274
KICKOFF RETURNS/YARDS	67/1,474	88/1,880
PENALTIES/YARDS	75/700	100/827
FUMBLES/BALL LOST	7/2	20/13
TOUCHDOWNS	57	46
Rushing/Passing	26/27	19/27
Defensive/Kicking Game	1/3	0/0
TIME OF POSSESSION	28:57	31:03

SCORE BY PERIODS	1	2	3	4	OT	Total
CHIEFS TOTAL	101	122	76	168	0	467
Opp. Total	67	117	79	130	6	399





6-10 • 4th AFC West • Dick Vermeil

Preseason (2-2)

8/12 W 20-0	WASHINGTON	75,703
8/18 W 10-9	CHICAGO	77,618
8/23 L 23-28	at Jacksonville	48,623
8/31 L 17-21	at St. Louis	65,463

Regular Season (6-10)

9/9 L 24-27	OAKLAND	78,844
9/23 L 3-13	N.Y. GIANTS	77,666
9/30 W 45-13	at Washington	76,573
10/7 L 6-20	at Denver	75,037
10/14 L 17-20	PITTSBURGH	78,413
10/21 L 16-24	at Arizona	35,916
10/25 L 28-35	INDIANAPOLIS (Thur) (N)	74,212
11/4 W 25-20	at San Diego	58,789
11/11 L 7-27	at N.Y. Jets	78,234
11/25 W 19-7	SEATTLE	77,357
11/29 L 10-23	PHILADELPHIA (Thur) (N)	77,087
12/9 L 26-28	at Oakland	60,784
12/16 W 26-23 OT	DENVER	77,778
12/23 W 20-17	SAN DIEGO	76,131
12/30 W 30-26	at Jacksonville	59,396
1/6 L 18-21	at Seattle	58,460

INDIVIDUAL STATISTICS

	PASSING							
	Att.	Cmp.	Yds.	Pct.	TD	Int	LG	Rating
Green	523	296	3,783	56.6	17	24	67t	71.1
Collins	4	3	40	75.0	0	0	26	106.3
Gonzalez	1	1	40	100.0	0	0	40	118.8
CHIEFS TOTALS	528	300	3,863	56.8	17	24	67t	71.7
Opp. Total	491	296	3,403	60.3	19	13	49	83.1

	PASS RECEIVING				
	No.	Yds.	Avg.	LG	TD
Gonzalez	73	917	12.6	36	6
Holmes	62	614	9.9	67t	2
Minnis	33	511	15.5	56	1
Richardson	30	265	8.8	47	0
Alexander	27	470	17.4	46	3
Thomas	19	247	13.0	28	1
Ricks	18	252	14.0	40	1
Kennison	16	322	20.1	65	0
Parker	15	199	13.3	44	2
Dunn	4	54	13.5	28	1
J. Williams	2	11	5.5	9	0
Green	1	1	1.0	1	0
CHIEFS TOTALS	300	3,863	12.9	67t	17
Opp. Total	296	3,403	11.5	49	19

	RUSHING				
	No.	Yds.	Avg.	LG	TD
Holmes	327	1,555	4.8	41	8
Richardson	66	191	2.9	19	7
Green	35	158	4.5	16	0
Cloud	7	54	7.7	16	1
Alexander	2	16	8.0	15	0
Kennison	2	13	6.5	14	0
Hall	2	10	5.0	6	0
Gonzalez	1	9	9.0	9	0
Collins	2	6	3.0	7	0
Parker	3	6	2.0	7	0
Stryzinski	1	-10	-10	-10	0
CHIEFS TOTALS	448	2,008	4.5	41	16
Opp. Total	481	2,140	4.4	77t	15

TEAM LEADERS

Scoring: Todd Peterson 108 pts: 27 PATs, 27 FGs
INTs: Eric Warfield 4-61 yds., 1 TD
Tackles: Donnie Edwards 147 (112 solo)
Sacks: Duane Clemons 7.0 (-68.5 yds.)
Punting: Dan Stryzinski 73-2,976 yds., 40.8 avg., 27 In 20, 76 LG
Punt Returns: Dante Hall 32-235 yds., 7.3 avg., 0 TDs
Kickoff Returns: Dante Hall 43-969 yds., 22.5 avg., 0 TDs

LEAGUE STANDINGS



AMERICAN FOOTBALL CONFERENCE

Western Division

	W	L	T	Pct.
Oakland	10	6	0	.625
Seattle	9	7	0	.562
Denver	8	8	0	.500
Kansas City	6	10	0	.375
San Diego	5	11	0	.312

Central Division

	W	L	T	Pct.
Pittsburgh	13	3	0	.812
Baltimore †	10	6	0	.625
Cleveland	7	9	0	.438
Tennessee	7	9	0	.438
Jacksonville	6	10	0	.375
Cincinnati	6	10	0	.375

Eastern Division

	W	L	T	Pct.
New England	11	5	0	.688
Miami †	11	5	0	.688
N.Y. Jets †	10	6	0	.625
Indianapolis	6	10	0	.375
Buffalo	3	13	0	.188



NATIONAL FOOTBALL CONFERENCE

Western Division

	W	L	T	Pct.
St. Louis	14	2	0	.875
San Francisco †	12	4	0	.750
New Orleans	7	9	0	.438
Atlanta	7	9	0	.438
Carolina	1	15	0	.062

Central Division

	W	L	T	Pct.
Chicago	13	3	0	.812
Green Bay †	12	4	0	.750
Tampa Bay †	9	7	0	.562
Minnesota	5	11	0	.312
Detroit	2	14	0	.125

Eastern Division

	W	L	T	Pct.
Philadelphia	11	5	0	.688
Washington	8	8	0	.500
N.Y. Giants	7	9	0	.438
Arizona	7	9	0	.438
Dallas	5	11	0	.312

AFC Championship: New England 24, Pittsburgh 17

NFC Championship: St. Louis 29, Philadelphia 24

Super Bowl XXXVI: New England 20, St. Louis 17

REGULAR STARTERS

OFFENSE

WR	Marvin Minnis
LT	John Tait
LG	Brian Waters
C	Casey Wiegmann
RG	Will Shields
RT	Marcus Spears
TE	Tony Gonzalez
WR	Derrick Alexander
QB	Trent Green
FB	Tony Richardson
RB	Priest Holmes
K	Todd Peterson

DEFENSE

LE	Eric Hicks
LT	John Browning
	Eric Downing
NT	Derrick Ransom
RE	Duane Clemons
LOLB	Lew Bush
MLB	Marv Patton
ROLB	Donnie Edwards
LCB	Ray Crockett
RCB	Eric Warfield
SS	Greg Wesley
FS	Jerome Woods
P	Dan Stryzinski

PRO BOWLERS IN BOLD

TEAM STATISTICS

	CHIEFS	OPP.
TOTAL FIRST DOWNS	324	296
Rushing/Passing/Penalty	119/178/27	111/167/18
3rd Down: Made/Att	70/195	86/218
3rd Down Pct.	35.9	39.4
4th Down: Made/Att	5/16	5/8
4th Down Pct.	31.3	62.5
TOTAL NET YARDS	5,673	5,304
Avg. Per Game	354.6	331.5
Total Plays	1,015	1,003
Avg. Per Play	5.6	5.3
NET YARDS RUSHING	2,008	2,140
Avg. Per Game	125.5	133.8
Total Rushes	448	481
NET YARDS PASSING	3,665	3,164
Avg. Per Game	229.1	197.8
Sacked/Yards Lost	39/198	31/239
Gross Yards	3,863	3,403
Att./Completions	528/300	491/296
Completion Pct.	56.8	60.3
Had Intercepted	24	13
PUNTS/AVERAGE	75/40.5	79/41.0
Net Punting Avg.	75/35.3	79/35.6
PUNT RETURNS/YARDS	44/326	31/288
KICKOFF RETURNS/YARDS	61/1,292	65/1,474
PENALTIES/YARDS	68/602	87/761
FUMBLES/BALL LOST	19/9	23/13
TOUCHDOWNS	34	37
Rushing/Passing	16/17	15/19
Defensive/Kicking Game	1/0	1/2
TIME OF POSSESSION	29:07	30:53

SCORE BY PERIODS	1	2	3	4	OT	Total
CHIEFS TOTAL	56	92	64	105	3	320
Opp. Total	43	115	103	83	0	344





7-9 • 3rd AFC West • Gunther Cunningham

Preseason (0-4)

8/5	L	10-14	at Tennessee	68,016
8/13	L	10-33	SAN FRANCISCO	76,682
8/19	L	22-26	JACKSONVILLE	75,120
8/25	L	14-37	at Tampa Bay	64,267

Regular Season (7-9)

9/3	L	14-27	INDIANAPOLIS	78,357
9/10	L	14-17 OT	at Tennessee	68,203
9/17	W	42-10	SAN DIEGO	77,604
9/24	W	23-22	at Denver	74,596
10/2	W	24-17	SEATTLE (Mon) (N)	82,893
10/15	L	17-20	OAKLAND	79,025
10/22	W	54-34	ST. LOUIS	79,142
10/29	W	24-19	at Seattle	62,141
11/5	L	31-49	at Oakland	62,428
11/12	L	7-21	at San Francisco	68,002
11/19	L	17-21	BUFFALO	78,457
11/26	L	16-17	at San Diego	47,228
12/4	L	24-30	at New England (Mon) (N)	60,292
12/10	W	15-14	CAROLINA	77,481
12/17	W	20-7	DENVER	78,406
12/24	L	13-29	at Atlanta	41,017

INDIVIDUAL STATISTICS

	Att.	Cmp.	PASSING			Int	LG	Rating
			Yds.	Pct.	TD			
Grbac	547	326	4,169	59.6	28	14	81t	89.9
Moon	34	15	208	44.1	1	1	41	61.9
Morris	1	1	31	100.0	0	0	31	118.8
CHIEFS TOTALS	582	342	4,408	58.8	29	15	81t	88.5
Opp. Total	549	358	3,737	65.2	25	15	47	88.6

	No.	Yds.	Avg.	LG	TD
Gonzalez	93	1,203	12.9	39	9
Alexander	78	1,391	17.8	81t	10
Richardson	58	468	8.1	24	3
Morris	48	678	14.1	47	3
Lockett	33	422	12.8	34t	2
Anders	15	76	5.1	12	0
Drayton	8	70	8.8	21	2
Parker	3	41	13.7	27	0
Dunn	2	26	13.0	20	0
Bennett	2	17	8.5	13	0
Cloud	2	16	8.0	13	0
CHIEFS TOTALS	342	4,408	12.9	81t	29
Opp. Total	358	3,737	10.4	47	25

	No.	Yds.	Avg.	LG	TD
Richardson	147	697	4.7	33	3
Anders	76	331	4.4	69	2
Moreau	67	179	2.7	22	4
Grbac	30	110	3.7	22	1
Cloud	30	84	2.8	15t	1
Alexander	3	45	15.0	26	0
Bennett	27	24	0.9	6	1
Moon	2	2	1.0	2	0
Parker	1	-7	-7.0	-7	0
CHIEFS TOTALS	383	1,465	3.8	69	12
Opp. Total	441	1,809	4.1	50	13

TEAM LEADERS

Scoring: Todd Peterson 70 pts: 25 PATs, 15 FGs
INTs: James Hasty 4-53 yds., 0 TDs
Tackles: Donnie Edwards 151 (119 solo)
Sacks: Eric Hicks 14.0 (-73.0 yds.)
Punting: Todd Sauerbrun 82-3,656 yds., 44.6 avg., 28 In 20, 68 LG
Punt Returns: Kevin Lockett 26-208 yds., 8.0 avg., 0 TDs
Kickoff Returns: Mike Cloud 36-779 yds., 21.6 avg., 0 TDs

LEAGUE STANDINGS



AMERICAN FOOTBALL CONFERENCE

Western Division				
	W	L	T	Pct.
Oakland	12	4	0	.750
Denver †	11	5	0	.688
Kansas City	7	9	0	.438
Seattle	6	10	0	.375
San Diego	1	15	0	.063
Central Division				
	W	L	T	Pct.
Tennessee	13	3	0	.813
Baltimore †	12	4	0	.750
Pittsburgh	9	7	0	.563
Jacksonville	7	9	0	.438
Cincinnati	4	12	0	.250
Cleveland	3	13	0	.188
Eastern Division				
	W	L	T	Pct.
Miami	11	5	0	.688
Indianapolis †	10	6	0	.625
N.Y. Jets	9	7	0	.563
Buffalo	8	8	0	.500
New England	5	11	0	.313



NATIONAL FOOTBALL CONFERENCE

Western Division				
	W	L	T	Pct.
New Orleans	10	6	0	.625
St. Louis †	10	6	0	.625
Carolina	7	9	0	.438
San Francisco	6	10	0	.375
Atlanta	4	12	0	.250
Central Division				
	W	L	T	Pct.
Minnesota	11	5	0	.688
Tampa Bay †	10	6	0	.625
Detroit	9	7	0	.563
Green Bay	9	7	0	.563
Chicago	5	11	0	.313
Eastern Division				
	W	L	T	Pct.
N.Y. Giants	12	4	0	.750
Philadelphia †	11	5	0	.688
Washington	8	8	0	.500
Dallas	5	11	0	.313
Arizona	3	13	0	.188

AFC Championship: Baltimore 16, Oakland 3
NFC Championship: N.Y. Giants 41, Minnesota 0
Super Bowl XXXV: Baltimore 34, N.Y. Giants 7

REGULAR STARTERS

OFFENSE		DEFENSE	
WR	Sylvester Morris	LE	Eric Hicks
LT	John Tait	LT	Chester McGlockton
LG	Jeff Blackshear	RT	Dan Williams
C	Tim Grunhard	RE	Duane Clemons
RG	Will Shields	LOLB	Lew Bush
RT	Victor Riley		Mike Maslowski
TE	Tony Gonzalez	MLB	Marcus Patton
WR	Derrick Alexander	ROLB	Donnie Edwards
QB	Elvis Grbac	LCB	Pat Dennis
FB	Tony Richardson	RCB	James Hasty
RB	Kimble Anders	SS	Greg Wesley
	Tony Richardson	FS	Jerome Woods
K	Pete Stoyanovich	P	Todd Sauerbrun
	Todd Peterson		

PRO BOWLERS IN BOLD

TEAM STATISTICS

	CHIEFS	OPP.
TOTAL FIRST DOWNS	321	330
Rushing/Passing/Penalty	84/207/30	103/201/26
3rd Down: Made/Att	75/204	84/207
3rd Down Pct.	36.8	40.6
4th Down: Made/Att	4/13	8/11
4th Down Pct.	30.8	72.7
TOTAL NET YARDS	5,614	5,280
Avg. Per Game	350.9	330.0
Total Plays	999	1,041
Avg. Per Play	5.6	5.1
NET YARDS RUSHING	1,465	1,809
Avg. Per Game	91.6	113.1
Total Rushes	383	441
NET YARDS PASSING	4,149	3,471
Avg. Per Game	259.3	216.9
Sacked/Yards Lost	34/259	51/266
Gross Yards	4,408	3,737
Attempts/Completions	582/342	549/358
Pct. of Completions	58.8	65.2
Had Intercepted	15	15
Punts/Average	82/44.6	78/43.1
Net Punting Avg.	82/35.8	78/36.8
PUNT RETURNS/YARDS	37/295	43/559
KICKOFF RETURNS/YARDS	70/1,466	70/1,679
Penalties/Yards	118/848	108/1,020
Fumbles/Ball Lost	23/11	19/14
Touchdowns	44	42
Rushing/Passing	12/29	13/25
Defensive/Kicking Game	3/0	4/0
TIME OF POSSESSION	27:36	32:24

SCORE BY PERIODS	1	2	3	4	OT	Total
CHIEFS TOTAL	50	99	82	124	0	355
Opp. Total	75	123	64	89	3	354





9-7 • 2nd AFC West • Gunther Cunningham

Preseason (2-2)

8/15	W	22-20	TENNESSEE	75,152
8/21	L	7-17	TAMPA BAY	76,292
8/26	L	6-31	at Jacksonville	56,932
9/3	W	34-27	at San Diego	46,005

Regular Season (9-7)

9/12	L	17-20	at Chicago	58,381
9/19	W	26-10	DENVER	78,683
9/26	W	31-21	DETROIT	78,384
10/3	L	14-21	at San Diego	58,099
10/10	W	16-14	NEW ENGLAND	78,636
10/21	W	35-8	at Baltimore (Thur) (N)	68,771
10/31	W	34-0	SAN DIEGO	78,473
11/7	L	17-25	at Indianapolis	56,689
11/14	L	10-17	at Tampa Bay	64,927
11/21	L	19-30	SEATTLE	78,714
11/28	W	37-34	at Oakland	48,632
12/5	W	16-10	at Denver	73,855
12/12	W	31-28	MINNESOTA (N)	78,932
12/18	W	35-19	PITTSBURGH (Sat)	78,697
12/26	L	14-23	at Seattle	66,332
1/2	L	38-41 OT	OAKLAND	79,026

LEAGUE STANDINGS



AMERICAN FOOTBALL CONFERENCE

Western Division				
	W	L	T	Pct.
Seattle	9	7	0	.563
Kansas City	9	7	0	.563
San Diego	8	8	0	.500
Oakland	8	8	0	.500
Denver	6	10	0	.375
Central Division				
	W	L	T	Pct.
Jacksonville	14	2	0	.875
Tennessee †	13	3	0	.813
Baltimore	8	8	0	.500
Pittsburgh	6	10	0	.375
Cincinnati	4	12	0	.250
Cleveland	2	14	0	.125
Eastern Division				
	W	L	T	Pct.
Indianapolis	13	3	0	.813
Buffalo †	11	5	0	.688
Miami †	9	7	0	.563
N.Y. Jets	8	8	0	.500
New England	8	8	0	.500



NATIONAL FOOTBALL CONFERENCE

Western Division				
	W	L	T	Pct.
St. Louis	13	3	0	.813
Carolina	8	8	0	.500
Atlanta	5	11	0	.313
San Francisco	4	12	0	.250
New Orleans	3	13	0	.188
Central Division				
	W	L	T	Pct.
Tampa Bay	11	5	0	.688
Minnesota †	10	6	0	.625
Detroit †	8	8	0	.500
Green Bay	8	8	0	.500
Chicago	6	10	0	.375
Eastern Division				
	W	L	T	Pct.
Washington	10	6	0	.625
Dallas †	8	8	0	.500
N.Y. Giants	7	9	0	.438
Arizona	6	10	0	.375
Philadelphia	5	11	0	.313

AFC Championship: Tennessee 33, Jacksonville 14

NFC Championship: St. Louis 11, Tampa Bay 6

Super Bowl XXXIV: St. Louis 23, Tennessee 16

INDIVIDUAL STATISTICS

PASSING								
	Att.	Cmp.	Yds.	Pct.	TD	Int	LG	Rating
Grbac	499	294	3,389	58.9	22	15	86t	81.7
Moon	3	1	20	33.3	0	0	20	57.6
CHIEFS TOTALS	502	295	3,409	58.8	22	15	86t	81.5
Opp. Total	578	317	3,768	54.8	24	25	54	70.8

PASS RECEIVING					
	No.	Yds.	Avg.	LG	TD
Gonzalez	76	849	11.2	73t	11
Alexander	54	832	15.4	86t	2
Horn	35	586	16.7	76t	6
Lockett	34	426	12.5	39t	2
Richardson	24	141	5.9	29	0
Rison	21	218	10.4	20	0
Shehee	18	136	7.6	17	0
Johnson	10	98	9.8	19	1
Bennett	10	41	4.1	12	0
Morris	7	37	5.3	9	0
Cloud	3	25	8.3	12	0
Anders	2	14	7.0	9	0
Jacoby	1	6	6.0	6	0
CHIEFS TOTALS	295	3,409	11.6	86t	22
Opp. Total	317	3,768	11.9	54	24

RUSHING					
	No.	Yds.	Avg.	LG	TD
Bennett	161	627	3.9	44	8
Morris	120	414	3.5	24	3
Richardson	84	387	4.6	26	1
Shehee	65	238	3.7	18	1
Anders	32	181	5.7	46	0
Cloud	35	128	3.7	14	0
Alexander	2	82	41.0	82t	1
Horn	2	15	7.5	9	0
Grbac	19	10	0.5	8	0
Pope	1	0	0.0	0	0
CHIEFS TOTALS	521	2,082	4.0	82t	14
Opp. Total	415	1,557	3.8	45	10

TEAM LEADERS

Scoring: Pete Stoyanovich 108 pts: 45 PATs, 21 FGs
INTs: James Hasty 7-98 yds., 2 TDs
Tackles: Donnie Edwards 143 (105 solo)
Sacks: Derrick Thomas 7.0 (-65.0 yds.)
Punting: Daniel Pope 101-4,218 yds., 41.8 avg., 20 In 20, 64 LG
Punt Returns: Tamarick Vanover 51-627 yds., 12.3 avg., 2 TDs
Kickoff Returns: Tamarick Vanover 44-886 yds., 20.1 avg., 0 TDs

REGULAR STARTERS

OFFENSE		DEFENSE	
WR	Andre Rison	LE	Eric Hicks
LT	Glenn Parker	LT	Chester McGlockton
LG	Dave Szott	RT	Tom Barndt
C	Tim Grunhard	RE	Leslie O'Neal
RG	Will Shields		Dan Williams
RT	Victor Riley	LOLB	Derrick Thomas
TE	Tony Gonzalez	MLB	Marcvus Patton
WR	Derrick Alexander	ROLB	Donnie Edwards
QB	Elvis Grbac	LCB	Cris Dishman
FB	Tony Richardson	RCB	James Hasty
RB	Bam Morris	SS	Reggie Tongue
K	Pete Stoyanovich	FS	Jerome Woods
		P	Daniel Pope

PRO BOWLERS IN BOLD

TEAM STATISTICS

	CHIEFS	OPP.
TOTAL FIRST DOWNS	282	281
Rushing/Passing/Penalty	108/164/10	80/173/28
3rd Down: Made/Att	96/243	65/215
3rd Down Pct.	39.5	30.2
4th Down: Made/Att	6/11	6/13
4th Down Pct.	54.5	46.2
TOTAL NET YARDS	5,321	5,039
Avg. Per Game	332.6	314.9
Total Plays	1,049	1,033
Avg. Per Play	5.1	4.9
NET YARDS RUSHING	2,082	1,557
Avg. Per Game	130.1	97.3
Total Rushes	521	415
NET YARDS PASSING	3,239	3,482
Avg. Per Game	202.4	217.6
Sacked/Yards Lost	26/170	40/286
Gross Yards	3,409	3,768
Attempts/Completions	502/295	578/317
Pct. of Completions	58.8	54.8
Had Intercepted	15	25
Punts/Average	104/40.9	98/43.5
Net Punting Avg.	104/35.1	98/35.4
PUNT RETURNS/YARDS	58/706	46/406
KICKOFF RETURNS/YARDS	63/1,182	78/1,544
Penalties/Yards	126/982	107/787
Fumbles/Ball Lost	22/9	31/20
Touchdowns	47	38
Rushing/Passing	14/22	10/24
Defensive/Kicking Game	9/2	1/3
TIME OF POSSESSION	30:20	29:40

SCORE BY PERIODS	1	2	3	4	OT	Total
CHIEFS TOTAL	84	105	93	108	0	390
Opp. Total	50	133	74	62	3	322





7-9 • 4th AFC West • Marty Schottenheimer

Preseason (2-3)

8/1	L	24-27 OT	GREEN BAY (Tokyo, Japan)	42,018
8/8	W	17-13	at Tampa Bay (Norman, OK)	43,657
8/15	L	0-34	at Minnesota	60,995
8/22	W	22-21	JACKSONVILLE	71,079
8/28	L	6-10	ST. LOUIS	69,501

Regular Season (7-9)

9/6	W	28-8	OAKLAND (N)	78,945
9/13	L	16-21	at Jacksonville	69,821
9/20	W	23-7	SAN DIEGO	73,730
9/27	W	24-21	at Philadelphia	66,675
10/4	W	17-6	SEATTLE (N)	66,418
10/11	L	10-40	at New England	59,749
10/26	L	13-20	PITTSBURGH (Mon) (N)	79,431
11/1	L	17-20	N.Y. JETS	65,104
11/8	L	12-24	at Seattle	66,251
11/16	L	7-30	DENVER (Mon) (N)	78,100
11/22	L	37-38	at San Diego	59,894
11/29	W	34-24	ARIZONA	69,613
12/6	L	31-35	at Denver	74,962
12/13	W	20-17	DALLAS	77,697
12/20	L	7-28	at N.Y. Giants	66,040
12/26	W	31-24	at Oakland (Sat)	52,679

INDIVIDUAL STATISTICS

	Att.	Cmp.	PASSING			Int	LG	Rating
			Yds.	Pct.	TD			
Gannon	354	206	2,305	58.2	10	6	80t	80.1
Grbac	188	98	1,142	52.1	5	12	65	53.1
Hughes	1	1	25	100.0	0	0	25	118.8
CHIEFS TOTALS	543	305	3,472	56.2	15	18	80t	70.9
Opp. Total	479	259	3,253	54.1	17	13	58	76.0

	No.	PASS RECEIVING		LG	TD
		Yds.	Avg.		
Anders	64	462	7.2	29	2
Gonzalez	59	621	10.5	32	2
Alexander	54	992	18.4	65	4
Rison	40	542	13.6	80t	5
Lockett	19	281	14.8	38	0
Bennett	16	91	5.7	14	1
Horn	14	198	14.1	57	1
Popson	13	90	6.9	17	0
Morris	12	95	7.9	29	0
Shehee	10	73	7.3	14	0
Richardson	2	13	6.5	15	0
Hughes	1	10	10.0	10	0
Shields	1	4	4.0	4	0
CHIEFS TOTALS	305	3,472	11.4	80t	15
Opp. Total	259	3,253	12.6	58	17

	No.	RUSHING		LG	TD
		Yds.	Avg.		
Bennett	148	527	3.6	26	5
Morris	129	481	3.7	38	8
Anders	58	230	4.0	20	1
Gannon	44	168	3.8	21	3
Shehee	22	57	2.6	10	0
Richardson	20	45	2.3	6	2
Grbac	7	27	3.9	10	0
Rison	2	12	6.0	11	0
Vanover	2	1	0.5	2	0
Horn	1	0	0.0	0	0
CHIEFS TOTALS	433	1,548	3.6	38	19
Opp. Total	491	1,869	3.8	72t	22

TEAM LEADERS

Scoring: Pete Stoyanovich 115 pts: 34 PATs, 27 FGs
INTs: James Hasty 4-42 yds., 0 TDs
Tackles: Donnie Edwards 151 (97 solo)
Sacks: Derrick Thomas 12.0 (-79.0 yds.)
Punting: Louie Aguiar 75-3,226 yds., 43.0 avg., 20 In 20, 59 LG
Punt Returns: Tamarick Vanover 27-264 yds., 9.8 avg., 0 TDs
Kickoff Returns: Tamarick Vanover 41-956 yds., 23.3 avg., 0 TDs

LEAGUE STANDINGS



AMERICAN FOOTBALL CONFERENCE

Western Division				
	W	L	T	Pct.
Denver	14	2	0	.875
Oakland	8	8	0	.500
Seattle	8	8	0	.500
Kansas City	7	9	0	.438
San Diego	5	11	0	.313
Central Division				
	W	L	T	Pct.
Jacksonville	11	5	0	.688
Tennessee	8	8	0	.500
Pittsburgh	7	9	0	.438
Baltimore	6	10	0	.375
Cincinnati	3	13	0	.188
Eastern Division				
	W	L	T	Pct.
N.Y. Jets	12	4	0	.750
Buffalo †	10	6	0	.625
Miami †	10	6	0	.625
New England †	9	7	0	.563
Indianapolis	3	13	0	.188



NATIONAL FOOTBALL CONFERENCE

Western Division				
	W	L	T	Pct.
Atlanta	14	2	0	.875
San Francisco †	12	4	0	.750
New Orleans	6	10	0	.375
Carolina	4	12	0	.250
St. Louis	4	12	0	.250
Central Division				
	W	L	T	Pct.
Minnesota	15	1	0	.938
Green Bay †	11	5	0	.688
Tampa Bay	8	8	0	.500
Detroit	5	11	0	.313
Chicago	4	12	0	.250
Eastern Division				
	W	L	T	Pct.
Dallas	10	6	0	.625
Arizona †	9	7	0	.563
N.Y. Giants	8	8	0	.500
Washington	6	10	0	.375
Philadelphia	3	13	0	.188

AFC Championship: Denver 23, N.Y. Jets 10
NFC Championship: Atlanta 30, Minnesota 27
Super Bowl XXXIII: Denver 34, Atlanta 19

REGULAR STARTERS

OFFENSE		DEFENSE	
WR	Andre Rison	LE	John Browning
LT	Jeff Criswell	NT	Tom Barndt
LG	Glenn Parker	RE	Chester McGlockton
C	Tim Grunhard	FALC	Derrick Thomas
RG	Will Shields		Leslie O'Neal
RT	Victor Riley	ILB	Wayne Simmons
TE	Tony Gonzalez	MLB	Donnie Edwards
WR	Derrick Alexander	RLB	Anthony Davis
QB	Elvis Grbac	LCB	Dale Carter
	Rich Gannon		Mark McMillian
FB	Kimble Anders	RCB	James Hasty
RB	Donnell Bennett	SS	Reggie Tongue
K	Pete Stoyanovich	FS	Jerome Woods
		P	Louie Aguiar

PRO BOWLERS IN BOLD

TEAM STATISTICS

	CHIEFS	OPP.
TOTAL FIRST DOWNS	289	321
Rushing/Passing/Penalty	103/153/33	119/146/56
3rd Down: Made/Att	70/220	69/204
3rd Down Pct.	31.8	33.8
4th Down: Made/Att	13/25	6/12
4th Down Pct.	52.0	50.0
TOTAL NET YARDS	4,808	4,854
Avg. Per Game	300.5	303.4
Total Plays	1012	1,010
Avg. Per Play	4.8	4.8
NET YARDS RUSHING	1,548	1,869
Avg. Per Game	96.8	116.8
Total Rushes	433	491
NET YARDS PASSING	3,260	2,985
Avg. Per Game	203.8	186.6
Sacked/Yards Lost	36/212	40/268
Gross Yards	3,472	3,253
Attempts/Completions	543/305	479/259
Pct. of Completions	56.2	54.1
Had Intercepted	18	13
Punts/Average	77/42.3	77/42.2
Net Punting Avg.	77/34.3	77/36.0
PUNT RETURNS/YARDS	38/316	41/513
KICKOFF RETURNS/YARDS	63/1,319	69/1,374
Penalties/Yards	158/1,304	138/1,292
Fumbles/Ball Lost	35/14	36/20
Touchdowns	35	44
Rushing/Passing	19/15	22/17
Defensive/Kicking Game	1/0	3/2
TIME OF POSSESSION	29:53	30:07

SCORE BY PERIODS	1	2	3	4	OT	Total
CHIEFS TOTAL	77	67	105	78	0	327
Opp. Total	101	100	65	97	0	363





13-3 • 1st AFC West • Marty Schottenheimer

Preseason (1-3)

8/2	L	14-28	PITTSBURGH	72,726
8/9	L	7-26	at New Orleans	55,211
8/14	W	30-10	CAROLINA	76,972
8/22	L	13-14	at St. Louis	63,936

Regular Season (13-3)

8/31	L	3-19	at Denver	75,600
9/8	W	28-27	at Oakland (Mon) (N)	61,523
9/14	W	22-16	BUFFALO	78,169
9/21	W	35-14	at Carolina	67,402
9/28	W	20-17 OT	SEATTLE	77,877
10/5	L	14-17	at Miami	71,794
10/16	W	31-3	SAN DIEGO (Thur) (N)	77,196
10/26	W	28-20	at St. Louis	64,864
11/3	W	13-10	PITTSBURGH (Mon) (N)	78,301
11/9	L	10-24	at Jacksonville	70,444
11/16	W	24-22	DENVER	77,963
11/23	W	19-14	at Seattle	66,264
11/30	W	44-9	SAN FRANCISCO	77,535
12/7	W	30-0	OAKLAND	76,379
12/14	W	29-7	at San Diego	54,594
12/21	W	25-13	NEW ORLEANS	66,772

AFC Divisional Playoff Game

1/4	L	10-14	DENVER (Sat)	76,965
-----	---	-------	--------------	--------

INDIVIDUAL STATISTICS

	Att.	Cmp.	PASSING			TD	Int	LG	Rating
			Yds.	Pct.	TD				
Grbac	314	179	1,943	57.0	11	6	55t	79.1	
Gannon	175	98	1,144	56.0	7	4	47	79.8	
Aguiar	1	1	35	100.0	0	0	35	118.8	
Allen	2	2	15	100.0	2	0	14t	137.5	
Tolliver	1	1	-8	100.0	0	0	-8	79.2	
CHIEFS TOTALS	493	281	3,129	57.0	20	10	55t	81.1	
Opp. Total	507	271	3,618	53.5	15	21	78	69.0	

	No.	PASS RECEIVING		LG	TD
		Yds.	Avg.		
Rison	72	1,092	15.2	45	7
Anders	59	453	7.7	55t	2
Popson	35	320	9.1	21	2
Gonzalez	33	368	11.2	30	2
Dawson	21	273	13.0	27	2
Hill	12	126	10.5	39	0
Allen	11	86	7.8	18	0
Vanover	7	92	13.1	42	0
Hughes	7	65	9.3	14t	2
Bennett	7	5	0.7	4	0
Perriman	6	83	13.8	27	0
Walker	5	60	12.0	22	0
Richardson	3	6	2.0	3t	3
Horn	2	65	32.5	47	0
Lockett	1	35	35.0	35	0
CHIEFS TOTALS	281	3,129	11.1	55t	20
Opp. Total	271	3,618	13.4	78	15

	No.	RUSHING		LG	TD
		Yds.	Avg.		
Hill	157	550	3.5	38	0
Allen	124	505	4.1	30	11
Anders	79	397	5.0	43	0
Bennett	94	369	3.9	14	1
Grbac	30	168	5.6	20	1
Gannon	33	109	3.3	13	2
Vanover	5	50	10.0	17	0
Aguiar	2	11	5.5	6	0
Richardson	2	11	5.5	6	0
Rison	1	2	2.0	2	0
Tolliver	2	-1	-0.5	0	0
CHIEFS TOTALS	529	2,171	4.1	43	15
Opp. Total	413	1,621	3.9	45	8

TEAM LEADERS

Scoring: Pete Stoyanovich 113 pts: 35 PATS, 26 FGs
 INTs: Mark McMillian 8-274 yds., 3 TDs
 Tackles: Reggie Tongue 142 (91 solo)
 Sacks: Dan Williams 10.5 (-57.5 yds.)
 Punting: Louie Aguiar 82-3,465 yds., 42.3 avg., 28 In 20, 65 LG
 Punt Returns: Tamarick Vanover 35-383 yds., 10.9 avg., 1 TD
 Kickoff Returns: Tamarick Vanover 51-1,308 yds., 25.6 avg., 1 TD

LEAGUE STANDINGS



AMERICAN FOOTBALL CONFERENCE

Western Division

	W	L	T	Pct.
Kansas City	13	3	0	.813
Denver †	12	4	0	.750
Seattle	8	8	0	.500
Oakland	4	12	0	.250
San Diego	4	12	0	.250

Central Division

	W	L	T	Pct.
Pittsburgh	11	5	0	.688
Jacksonville †	11	5	0	.688
Tennessee	8	8	0	.500
Cincinnati	7	9	0	.438
Baltimore	6	9	1	.406

Eastern Division

	W	L	T	Pct.
New England	10	6	0	.625
Miami †	9	7	0	.563
N.Y. Jets	9	7	0	.563
Buffalo	6	10	0	.375
Indianapolis	3	13	0	.188



NATIONAL FOOTBALL CONFERENCE

Western Division

	W	L	T	Pct.
San Francisco	13	3	0	.813
Atlanta	7	9	0	.438
Carolina	7	9	0	.438
New Orleans	6	10	0	.375
St. Louis	5	11	0	.313

Central Division

	W	L	T	Pct.
Green Bay	13	3	0	.813
Tampa Bay †	10	6	0	.625
Detroit †	9	7	0	.563
Minnesota †	9	7	0	.563
Chicago	4	12	0	.250

Eastern Division

	W	L	T	Pct.
N.Y. Giants	10	5	1	.656
Washington	8	7	1	.531
Philadelphia	6	9	1	.406
Dallas	6	10	0	.375
Arizona	4	12	0	.250

AFC Championship: Denver 24, Pittsburgh 21

NFC Championship: Green Bay 23, San Francisco 10

Super Bowl XXXII: Denver 31, Green Bay 24

REGULAR STARTERS

OFFENSE

WR	Andre Rison
LT	Jeff Criswell
LG	Dave Szott
C	Tim Grunhard
RG	Will Shields
RT	Glenn Parker
TE	Ted Popson
WR	Lake Dawson
QB	Elvis Grbac
FB	Kimble Anders
RB	Greg Hill
K	Pete Stoyanovich

DEFENSE

LT	Vaughn Booker
RT	Joe Phillips
RE	John Browning
LOLB	Derrick Thomas
ILB	Terry Wooden
MLB	Donnie Edwards
ROLB	Anthony Davis
LCB	Dale Carter
RCB	James Hasty
SS	Reggie Tongue
FS	Jerome Woods
P	Louie Aguiar

PRO BOWLERS IN BOLD

TEAM STATISTICS

	CHIEFS	OPP.
TOTAL FIRST DOWNS	315	278
Rushing/Passing/Penalty	129/163/23	94/158/26
3rd Down: Made/Att.	93/225	65/206
3rd Down Pct.	41.3	31.6
4th Down: Made/Att.	5/16	4/13
4th Down Pct.	31.3	30.8
TOTAL NET YARDS	5,064	4,880
Avg. Per Game	316.5	305.0
Total Plays	1,054	974
Avg. Per Play	4.8	5.0
NET YARDS RUSHING	2,171	1,621
Avg. Per Game	135.7	101.3
Total Rushes	529	413
Avg. Per Play	4.1	3.9
NET YARDS PASSING	2,893	3,259
Avg. Per Game	180.8	203.7
Sacked/Yards Lost	32/236	54/359
Gross Yards	3,129	3,618
Attempts/Completions	493/281	507/271
Pct. of Completions	57.0	53.5
Had Intercepted	10	21
PUNTS/AVERAGE	83/42.0	84/41.3
Net Punting Avg.	38.0	33.9
PUNT RETURNS/YARDS	35/383	39/255
KICKOFF RETURNS/YARDS	54/1,345	80/1,672
PENALTIES/YARDS	121/1,035	113/977
FUMBLES/LOST	21/10	30/13
TOUCHDOWNS	42	23
Rushing/Passing	15/20	8/15
Returns: Off./Def./Kicking Game*	1/4/2	0/0
TIME OF POSSESSION	31:16	28:44
SCORE BY PERIODS	1 2 3 4	OT Total
CHIEFS TOTAL	63 149 59 101	3 375
Opp. Total	61 80 47 44	0 232





9-7 • 2nd AFC West • Marty Schottenheimer

Preseason (3-1)

8/5	W	32-6	Dallas (Mon) (Monterrey, Mex.)	45,128
8/10	W	42-6	New Orleans	65,710
8/17	L	30-34	St. Louis	72,191
8/22	W	14-10	at Chicago	51,111

Regular Season (9-7)

9/1	W	20-19	at Houston	27,725
9/8	W	19-3	Oakland	79,281
9/15	W	35-17	at Seattle	39,790
9/22	W	17-14	Denver	79,439
9/29	L	19-22	at San Diego	59,384
10/7	L	7-17	Pittsburgh (Mon) (N)	79,189
10/17	W	34-16	Seattle (Thur) (N)	76,057
10/27	L	7-34	at Denver	75,652
11/3	W	21-6	at Minnesota	59,552
11/10	W	27-20	Green Bay	79,281
11/17	W	14-10	Chicago	76,762
11/24	L	14-28	San Diego	69,472
11/28	W	28-24	at Detroit (Thur) (Thnks)	75,079
12/9	L	7-26	at Oakland (Mon) (N)	57,082
12/15	L	19-24	Indianapolis	71,136
12/22	L	9-20	at Buffalo	68,671

INDIVIDUAL STATISTICS

	Att.	Cmp.	PASSING Yds.	Pct.	TD	Int	LG	Rating
Bono	438	235	2,572	53.7	12	13	69	68.0
Gannon	90	54	491	60.0	6	1	25	92.4
Hughes	1	1	30	100.0	0	0	30	118.8
Allen	1	0	0	0.0	0	0	0	39.6
CHIEFS TOTALS	530	290	3,093	54.7	18	14	69	72.3
Opp. Total	536	289	3,731	53.9	19	17	55	74.6

	No.	PASS RECEIVING Yds.	Avg.	LG	TD
Anders	60	529	8.8	45	2
Penn	49	628	12.8	22	5
LaChapelle	27	422	15.6	69	2
Allen	27	270	10.0	59	0
Vanover	21	241	11.5	24	1
McNair	21	181	8.6	29	1
Johnson	18	189	10.5	26	1
Hughes	17	167	9.8	26	1
Cash	14	80	5.7	20	0
Walker	9	73	8.1	24	1
Bennett	8	21	2.6	10	0
Carter	6	89	14.8	46	1
Dawson	5	83	16.6	25	1
Hill	3	60	20.0	34	1
Horn	2	30	15.0	21	0
Richardson	2	18	9.0	17	1
Bailey	1	12	12.0	12	0
CHIEFS TOTALS	290	3,093	10.7	69	18
Opp. Total	289	3,731	12.9	55	19

	No.	RUSHING Yds.	Avg.	LG	TD
Allen	206	830	4.0	35	9
Hill	135	645	4.8	28	4
Anders	54	201	3.7	15	2
Bennett	36	166	4.6	34	0
Gannon	12	81	6.8	19	0
McNair	9	32	3.6	9	0
Bono	26	27	1.0	17	0
Richardson	4	10	2.5	4	0
Horn	1	8	8.0	8	0
Vanover	4	6	1.5	6	0
Carter	1	3	3.0	3	0
CHIEFS TOTALS	488	2,009	4.1	35	15
Opp. Total	441	1,666	3.8	65	11

TEAM LEADERS

Scoring: Pete Stoyanovich 85 pts: 34 PATs, 17 FGs
INTs: Mark Collins 6-45 yds., 0 TDs
Tackles: Mark Collins 119 (94 solo)
Sacks: Derrick Thomas 13.0 (-109.0 yds.)
Punting: Louie Aguiar 88-3,667 yds., 41.7 avg., 25 in 20, 68 LG
Punt Returns: Tamarick Vanover 17-116 yds., 6.8 avg., 0 TDs
Kickoff Returns: Tamarick Vanover 33-854 yds., 25.9 avg., 1 TD

LEAGUE STANDINGS



AMERICAN FOOTBALL CONFERENCE

Western Division

	W	L	T	Pct.
Denver	13	3	0	.813
Kansas City	9	7	0	.563
San Diego	8	8	0	.500
Oakland	7	9	0	.438
Seattle	7	9	0	.438

Central Division

	W	L	T	Pct.
Pittsburgh	10	6	0	.625
Jacksonville †	9	7	0	.563
Cincinnati	8	8	0	.500
Houston	8	8	0	.500
Baltimore	4	12	0	.250

Eastern Division

	W	L	T	Pct.
New England	11	5	0	.688
Buffalo †	10	6	0	.625
Indianapolis †	9	7	0	.563
Miami	8	8	0	.500
N.Y. Jets	1	15	0	.063



NATIONAL FOOTBALL CONFERENCE

Western Division

	W	L	T	Pct.
Carolina	12	4	0	.750
San Francisco †	12	4	0	.750
St. Louis	6	10	0	.375
Atlanta	3	13	0	.188
New Orleans	3	13	0	.188

Central Division

	W	L	T	Pct.
Green Bay	13	3	0	.813
Minnesota †	9	7	0	.563
Chicago	7	9	0	.438
Tampa Bay	6	10	0	.375
Detroit	5	11	0	.313

Eastern Division

	W	L	T	Pct.
Dallas	10	6	0	.625
Philadelphia †	10	6	0	.625
Washington	9	7	0	.563
Arizona	7	9	0	.438
N.Y. Giants	6	10	0	.375

AFC Championship: New England 20, Jacksonville 6

NFC Championship: Green Bay 30, Carolina 13

Super Bowl XXXI: Green Bay 35, New England 21

REGULAR STARTERS

OFFENSE

WR	Chris Penn
LT	John Alt
LG	Dave Szott
C	Tim Grunhard
RG	Will Shields
RT	Ricky Siglar
TE	Derrick Walker
WR	Sean LaChapelle
	Tamarick Vanover
QB	Steve Bono
FB	Kimble Anders
RB	Marcus Allen
K	Pete Stoyanovich

DEFENSE

LE	Neil Smith
LT	Joe Phillips
RT	Dan Saleaumua
RE	Vaughn Booker
LOLB	Derrick Thomas
MLB	Tracy Simien
ROLB	Anthony Davis
LCB	Dale Carter
RCB	James Hastly
SS	Brian Washington
FS	Mark Collins
P	Louie Aguiar

PRO BOWLERS IN BOLD

TEAM STATISTICS

	CHIEFS	OPP.
TOTAL FIRST DOWNS	312	296
Rushing/Passing/Penalty	111/168/33	84/184/28
3rd Down: Made/Att.	77/221	92/218
3rd Down Pct.	34.8	42.2
4th Down: Made/Att.	8/17	3/10
4th Down Pct.	47.1	30.0
TOTAL NET YARDS	4,899	5,204
Avg. Per Game	306.2	325.3
Total Plays	1,045	1,008
Avg. Per Play	4.7	5.2
NET YARDS RUSHING	2,009	1,666
Avg. Per Game	125.6	104.1
Total Rushes	488	441
Avg. Per Play	4.1	3.8
NET YARDS PASSING	2,890	3,538
Avg. Per Game	180.6	221.1
Sacked/Yards Lost	27/203	31/193
Gross Yards	3,093	3,731
Attempts/Completions	530/290	536/289
Completion Pct.	54.7	53.9
Had Intercepted	14	17
PUNTS/AVERAGE	88/41.7	71/41.8
Net Punting Avg.	33.8	36.2
PUNT RETURNS/YARDS	33/282	42/492
KICKOFF RETURNS/YARDS	66/1,567	64/1,300
PENALTIES/YARDS	122/901	103/876
FUMBLES/LOST	17/10	23/10
TOUCHDOWNS	35	32
Rushing/Passing	15/18	11/19
Defensive/Kicking Game	1/1	1/1
TIME OF POSSESSION	30:39	29:21

SCORE BY PERIODS	1	2	3	4	OT	Total
CHIEFS TOTAL	61	108	38	90	0	297
Opp. Total	81	76	72	71	0	300





13-3 • 1st AFC West • Marty Schottenheimer

Preseason (3-1)

8/5	W	37-21	WASHINGTON	70,807
8/11	L	17-22	at Arizona	37,622
8/19	W	36-10	BUFFALO	76,299
8/26	W	17-13	at Minnesota	39,349

Regular Season (13-3)

9/3	W	34-10	at Seattle	54,062
9/10	W	20-17 OT	N.Y. GIANTS	77,962
9/17	W	23-17 OT	OAKLAND	78,696
9/24	L	17-35	at Cleveland	74,280
10/1	W	24-3	at Arizona	50,211
10/9	W	29-23 OT	SAN DIEGO (Mon) (N)	79,288
10/15	W	31-26	NEW ENGLAND	77,992
10/22	W	21-7	at Denver	71,044
11/5	W	24-3	WASHINGTON	77,821
11/12	W	22-7	at San Diego	59,285
11/19	W	20-13	HOUSTON (N)	77,576
11/23	L	12-24	at Dallas (Thur) (Thks)	64,901
12/3	W	29-23	at Oakland	53,930
12/11	L	6-13	at Miami (Mon) (N)	70,321
12/17	W	20-17	DENVER	75,061
12/24	W	26-3	SEATTLE	75,784

AFC Divisional Playoff Game

1/7	L	7-10	INDIANAPOLIS (Sat)	77,594
-----	---	------	--------------------	--------

INDIVIDUAL STATISTICS

	Att.	Cmp.	PASSING			Int	LG	Rating
			Yds.	Pct.	TD			
Bono	520	293	3,121	56.3	21	10	60t	79.5
Gannon	11	7	57	63.6	0	0	18	76.7
CHIEFS TOTALS	531	300	3,178	56.5	21	10	60t	79.4
Opp. Total	596	329	3,569	55.2	16	16	49	70.8

	No.	PASS RECEIVING		LG	TD
		Yds.	Avg.		
Anders	55	349	6.3	28	1
Cash	42	419	10.0	38t	1
Dawson	40	513	12.8	45t	5
Slaughter	34	514	15.1	38	4
W. Davis	33	527	16.0	60t	5
Allen	27	210	7.8	20	0
Walker	25	205	8.2	18t	1
Hughes	14	103	7.4	16	1
Vanover	11	231	21.0	57	2
Thompson	9	37	4.1	7	0
Hill	7	45	6.4	13	0
Bennett	1	12	12.0	12	0
Penn	1	12	12.0	12	0
Valerio	1	1	1.0	1t	1
CHIEFS TOTALS	300	3,178	10.6	60t	21
Opp. Total	329	3,569	10.8	49	16

	No.	RUSHING		LG	TD
		Yds.	Avg.		
Allen	207	890	4.3	38	5
Hill	155	667	4.3	27	1
Anders	58	398	6.9	44	2
Bono	28	113	4.0	76t	5
Thompson	28	73	2.6	10	0
Vanover	6	31	5.2	13	0
Gannon	8	25	3.1	12t	1
Richardson	8	18	2.3	5	0
Bennett	7	11	1.6	11	0
Hughes	1	5	5.0	5	0
Dawson	1	-9	-9.0	-9	0
CHIEFS TOTALS	507	2,222	4.4	76t	14
Opp. Total	404	1,327	3.3	27	7

TEAM LEADERS

Scoring: Lin Elliott 106 pts: 34 PATs, 24 FGs
INTs: Dale Carter 4-45 yds., 0 TDs
Tackles: Tracy Simien 106 (75 solo)
Sacks: Neil Smith 12.0 (-82.0 yds.)
Punting: Louie Aguiar 91-3,990 yds., 43.8 avg., 29 In 20, 65 LG
Punt Returns: Tamarick Vanover 51-540 yds., 10.6 avg., 1 TD
Kickoff Returns: Tamarick Vanover 43-1,095 yds., 25.5 avg., 2 TDs

LEAGUE STANDINGS



AMERICAN FOOTBALL CONFERENCE

Western Division

	W	L	T	Pct.
Kansas City	13	3	0	.813
San Diego †	9	7	0	.563
Denver	8	8	0	.500
Seattle	8	8	0	.500
Oakland	8	8	0	.500

Central Division

	W	L	T	Pct.
Pittsburgh	11	5	0	.689
Cincinnati	7	9	0	.438
Houston	7	9	0	.438
Cleveland	5	11	0	.313
Jacksonville	4	12	0	.250

Eastern Division

	W	L	T	Pct.
Buffalo	10	6	0	.625
Indianapolis †	9	7	0	.563
Miami †	9	7	0	.563
New England	6	10	0	.375
N.Y. Jets	3	13	0	.188



NATIONAL FOOTBALL CONFERENCE

Western Division

	W	L	T	Pct.
San Francisco	11	5	0	.689
Atlanta †	9	7	0	.563
St. Louis	7	9	0	.438
Carolina	7	9	0	.438
New Orleans	7	9	0	.438

Central Division

	W	L	T	Pct.
Green Bay	11	5	0	.689
Detroit †	10	6	0	.625
Chicago	9	7	0	.563
Minnesota	8	8	0	.500
Tampa Bay	7	9	0	.438

Eastern Division

	W	L	T	Pct.
Dallas	12	4	0	.750
Philadelphia †	10	6	0	.615
Washington	6	10	0	.375
N.Y. Giants	5	11	0	.313
Arizona	4	12	0	.250

AFC Championship: Pittsburgh 20, Indianapolis 16

NFC Championship: Dallas 38, Green Bay 27

Super Bowl XXX: Dallas 27, Pittsburgh 17

REGULAR STARTERS

OFFENSE

WR	Lake Dawson
	Webster Slaughter
LT	John Alt
LG	Dave Szott
C	Tim Grunhard
RG	Will Shields
RT	Ricky Siglar
	Jeff Criswell
TE	Keith Cash
	Derrick Walker
WR	Willie Davis
QB	Steve Bono
FB	Kimble Anders
RB	Marcus Allen
K	Lin Elliott

DEFENSE

LE	Neil Smith
LT	Joe Phillips
RT	Dan Saleaumua
RE	Vaughn Booker
	Darren Mickell
LOLB	George Jamison
MLB	Tracy Simien
ROLB	Derrick Thomas
LCB	Dale Carter
RCB	James Hasty
SS	Brian Washington
FS	Mark Collins
P	Louie Aguiar

PRO BOWLERS IN BOLD

TEAM STATISTICS

	CHIEFS	OPP.
TOTAL FIRST DOWNS	295	289
Rushing/Passing/Penalty	113/164/18	83/178/28
3rd Down: Made/Att.	82/231	78/229
3rd Down Pct.	35.5	34.1
4th Down: Made/Att.	15/22	7/18
4th Down Pct.	68.2	38.9
TOTAL NET YARDS	5,242	4,549
Avg. Per Game	327.6	284.3
Total Plays	1,059	1,047
Avg. Per Play	4.9	4.3
NET YARDS RUSHING	2,222	1,327
Avg. Per Game	138.9	82.9
Total Rushes	507	404
Avg. Per Play	4.4	3.3
NET YARDS PASSING	3,020	3,222
Avg. Per Game	188.8	201.4
Sacked/Yards Lost	21/158	47/347
Gross Yards	3,178	3,569
Attempts/Completions	531/300	596/329
Pct. of Completions	56.5	55.2
Had Intercepted	10	16
PUNTS/AVERAGE	91/43.8	102/41.8
Net Punting Avg.	36.5	35.1
PUNT RETURNS/YARDS	58/561	42/433
KICKOFF RETURNS/YARDS	55/1,306	71/1,448
PENALTIES/YARDS	116/851	106/828
FUMBLES/LOST	17/11	35/17
TOUCHDOWNS	42	26
Rushing/Passing	14/21	7/16
Defensive/Kicking Game	4/3	5/0
TIME OF POSSESSION	31:08	28:52
SCORE BY PERIODS	1	2
CHIEFS TOTAL	70	120
Opp. Total	68	59
		3
		4
		OT
		Total
		358
		241





9-7 • 2nd AFC West • Marty Schottenheimer

Preseason (2-3)

7/31	W	24-17	HOUSTON	70,732
8/7	L	9-17	at Minnesota (Tokyo, Japan)	49,555
8/12	W	17-14	at Washington	40,778
8/22	L	18-21	CHICAGO	75,114
8/26	L	3-24	at Buffalo	46,166

Regular Season (9-7)

9/4	W	30-17	at New Orleans	69,362
9/11	W	24-17	SAN FRANCISCO	79,907
9/18	W	30-10	at Atlanta (N)	67,357
9/25	L	0-16	L.A. RAMS	78,184
10/9	L	6-20	at San Diego	62,923
10/17	W	31-28	at Denver (Mon) (N)	75,151
10/23	W	38-23	SEATTLE	78,847
10/30	L	10-44	at Buffalo	79,501
11/6	W	13-3	L.A. RAIDERS (N)	78,709
11/13	L	13-14	SAN DIEGO	78,997
11/20	W	20-13	CLEVELAND	69,121
11/27	L	9-10	at Seattle	54,120
12/4	L	17-20 OT	DENVER	77,831
12/12	L	28-45	at Miami (Mon) (N)	71,578
12/18	W	31-9	HOUSTON	74,474
12/24	W	19-9	at L.A. Raiders (Sat)	64,130
AFC Wild Card Playoff Game				
12/31	L	17-27	at Miami (Sat)	67,487

INDIVIDUAL STATISTICS

	PASSING							
	Att.	Cmp.	Yds.	Pct.	TD	Int	LG	Rating
Montana	493	299	3,283	60.6	16	9	57t	83.6
Bono	117	66	796	56.4	4	4	62t	74.6
Blundin	5	1	13	20.0	0	1	13	0.0
CHIEFS TOTALS	615	366	4,092	59.5	20	14	62t	80.8
Opp. Total	504	300	3,500	59.5	23	12	72t	85.9

	PASS RECEIVING				
	No.	Yds.	Avg.	LG	TD
Anders	67	525	7.8	30	1
W. Davis	51	822	16.1	62t	5
Birden	48	637	13.3	44	4
Allen	42	349	8.3	38	0
Dawson	37	537	14.5	50	2
D. Walker	36	382	10.6	57t	2
Martin	21	307	14.6	61	1
Cash	19	192	10.1	31	2
Hill	16	92	5.8	21	0
Hughes	7	80	11.4	22	0
Bennett	7	53	7.6	15	0
Greene	6	69	11.5	20	1
Penn	3	24	8.0	13	0
Dickerson	2	11	5.5	6	0
Johnson	2	7	3.5	5	0
Valerio	2	5	2.5	4t	2
CHIEFS TOTALS	366	4,092	11.2	62t	20
Opp. Total	300	3,500	11.7	72t	23

	RUSHING				
	No.	Yds.	Avg.	LG	TD
Allen	189	709	3.8	36t	7
Hill	141	574	4.1	20	1
Anders	62	231	3.7	19	2
Bennett	46	178	3.9	17	2
Dawson	3	24	8.0	13	0
Montana	18	17	0.9	13	0
Dickerson	1	0	0.0	0	0
Bono	4	-1	-0.2	2	0
CHIEFS TOTALS	464	1,732	3.7	36t	12
Opp. Total	446	1,734	3.9	60	11

TEAM LEADERS

Scoring: Lin Elliott 105 pts: 30 PATs, 25 FGs
INTs: Charles Mincy 3-49 yds., 0 TDs
Tackles: Tracy Simien 99 (65 solo)
Sacks: Neil Smith 11.5 (-89.0 yds.)
Punting: Louie Aguiar 85-3,582 yds., 42.1 avg., 15 In 20, 61 LG
Punt Returns: Danan Hughes 27-192 yds., 7.1 avg., 0 TDs
Kickoff Returns: Ron Dickerson 21-472 yds., 22.5 avg., 1 TD

LEAGUE STANDINGS



AMERICAN FOOTBALL CONFERENCE

Western Division				
	W	L	T	Pct.
San Diego	11	5	0	.699
Kansas City †	9	7	0	.563
L.A. Raiders	9	7	0	.563
Denver	7	9	0	.438
Seattle	6	10	0	.375
Central Division				
	W	L	T	Pct.
Pittsburgh	12	4	0	.750
Cleveland †	11	5	0	.688
Cincinnati	3	13	0	.188
Houston	2	14	0	.125
Eastern Division				
	W	L	T	Pct.
Miami	10	6	0	.625
New England †	10	6	0	.625
Indianapolis	8	8	0	.500
Buffalo	7	9	0	.438
N.Y. Jets	6	10	0	.375



NATIONAL FOOTBALL CONFERENCE

Western Division				
	W	L	T	Pct.
San Francisco	13	3	0	.813
New Orleans	7	9	0	.438
Atlanta	7	9	0	.438
L.A. Rams	4	12	0	.250
Central Division				
	W	L	T	Pct.
Minnesota	10	6	0	.625
Green Bay †	9	7	0	.563
Detroit †	9	7	0	.563
Chicago †	9	7	0	.563
Tampa Bay	6	10	0	.375
Eastern Division				
	W	L	T	Pct.
Dallas	12	4	0	.750
N.Y. Giants	9	7	0	.563
Arizona	8	8	0	.500
Philadelphia	7	9	0	.438
Washington	3	13	0	.188

AFC Championship: San Diego 17, Pittsburgh 13
NFC Championship: San Francisco 38, Dallas 28
Super Bowl XXIX: San Francisco 49, San Diego 26

REGULAR STARTERS

OFFENSE		DEFENSE	
WR	J.J. Birden	LE	Neil Smith
LT	John Alt	LT	Joe Phillips
LG	Dave Szott	RT	Dan Saleaumua
C	Tim Grunhard	RE	Darren Mickell
RG	Will Shields	LOLB	Derrick Thomas
RT	Ricky Siglar	MLB	Tracy Simien
	Derrick Graham	ROLB	George Jamison
TE	Keith Cash	LCB	Mark Collins
	Derrick Walker	RCB	Dale Carter
WR	Willie Davis	SS	David Whitmore
QB	Joe Montana	FS	William White
FB	Kimble Anders	P	Louie Aguiar
RB	Marcus Allen		
K	Lin Elliott		

PRO BOWLERS IN BOLD

TEAM STATISTICS

	CHIEFS	OPP.
TOTAL FIRST DOWNS	322	289
Rushing/Passing/Penalty	97/211/14	93/164/32
3rd Down: Made/Att.	94/238	80/212
3rd Down Pct.	39.5	37.7
4th Down: Made/Att.	12/23	8/14
4th Down Pct.	52.2	57.1
TOTAL NET YARDS	5,692	5,000
Avg. Per Game	355.8	312.5
Total Plays	1,098	989
Avg. Per Play	5.2	5.1
NET YARDS RUSHING	1,732	1,734
Avg. Per Game	108.3	108.4
Total Rushes	464	446
Avg. Per Play	3.7	3.9
NET YARDS PASSING	3,960	3,266
Avg. Per Game	247.5	204.1
Sacked/Yards Lost	19/132	39/234
Gross Yards	4,092	3,500
Attempts/Completions	615/366	504/300
Pct. of Completions	59.5	59.5
Had Intercepted	14	12
PUNTS/AVERAGE	85/42.1	85/45.0
Net Punting Avg.	34.5	38.9
PUNT RETURNS/YARDS	43/316	50/506
KICKOFF RETURNS/YARDS	55/1,300	63/1,447
PENALTIES/YARDS	127/911	119/925
FUMBLES/LOST	21/12	36/26
TOUCHDOWNS	34	35
Rushing/Passing	12/20	11/23
Defensive/Kicking Game	1/1	1/0
TIME OF POSSESSION	30:56	29:04

SCORE BY PERIODS	1	2	3	4	OT	Total
CHIEFS TOTAL	52	92	79	96	0	319
Opp. Total	40	84	72	99	3	298





11-5 • 1st AFC West • Marty Schottenheimer

Preseason (3-1)

8/7	W	29-21	at Green Bay (Milwaukee, WI)...	51,655
8/12	L	7-30	BUFFALO	73,550
8/21	W	27-20	MINNESOTA	73,080
8/27	W	27-20	at New England	46,501

Regular Season (11-5)

9/5	W	27-3	at Tampa Bay	63,378
9/12	L	0-30	at Houston	59,780
9/20	W	15-7	DENVER (Mon) (N)	78,453
10/3	W	24-9	L.A. RAIDERS	77,395
10/10	W	17-15	CINCINNATI	75,394
10/17	W	17-14	at San Diego	60,729
10/31	L	10-30	at Miami	67,765
11/8	W	23-16	GREEN BAY (Mon) (N)	76,742
11/14	W	31-20	at L.A. Raiders	66,553
11/21	L	17-19	CHICAGO	76,872
11/28	W	23-7	BUFFALO	74,452
12/5	W	31-16	at Seattle	58,551
12/12	L	21-27	at Denver	75,882
12/19	W	28-24	SAN DIEGO	74,778
12/26	L	10-30	at Minnesota (N)	59,236
1/2	W	34-24	SEATTLE	72,136

AFC Wild Card Playoff Game

1/8	W	27-24 OT	PITTSBURGH (Sat)	74,515
-----	---	----------	------------------	--------

AFC Divisional Playoff Game

1/16	W	28-20	at Houston	64,011
------	---	-------	------------	--------

AFC Championship Game

1/23	L	13-30	at Buffalo	76,642
------	---	-------	------------	--------

INDIVIDUAL STATISTICS

	Att.	Cmp.	PASSING			Int	LG	Rating
			Yds.	Pct.	TD			
Montana	298	181	2,144	60.7	13	7	50t	87.4
Krieg	189	105	1,238	55.6	7	3	66t	81.4
Blundin	3	1	2	33.3	0	0	2	42.4
Anders	0	0	0	0.0	0	0	0	—
CHIEFS TOTALS	490	287	3,384	58.6	20	10	66t	84.8
Opp. Total	525	312	3,379	59.4	18	21	77t	73.2

	No.	PASS RECEIVING			LG	TD
		Yds.	Avg.	LG		
Davis	52	909	17.5	66t	7	
Birden	51	721	14.1	50t	2	
Anders	40	326	8.2	27	1	
Allen	34	238	7.0	18t	3	
Hayes	24	331	13.8	49	1	
Cash	24	242	10.1	24	4	
Barnett	17	182	10.7	25	1	
McNair	10	74	7.4	24	0	
F. Jones	9	111	12.3	19	0	
H. Jones	7	91	13.0	22	0	
Dyal	7	83	11.9	31	0	
H. Williams	7	42	6.0	14	0	
E. Thompson	4	33	8.3	13	0	
Valerio	1	1	1.0	1t	1	
CHIEFS TOTALS	287	3,384	11.8	66t	20	
Opp. Total	312	3,379	10.8	77t	18	

	No.	RUSHING			LG	TD
		Yds.	Avg.	LG		
Allen	206	764	3.7	39	12	
Anders	75	291	3.9	18	0	
McNair	51	278	5.5	47	2	
H. Williams	42	149	3.5	19	0	
Montana	25	64	2.6	17	0	
F. Jones	5	34	6.8	13	0	
E. Thompson	11	28	2.5	14	0	
Krieg	21	24	1.1	20	0	
J. Stephens	6	18	3.0	7	0	
Barnett	1	3	3.0	3	0	
Carter	1	2	2.0	2	0	
Cash	1	0	0.0	0	0	
CHIEFS TOTALS	445	1,655	3.7	47	14	
Opp. Total	453	1,620	3.6	38	11	

TEAM LEADERS

Scoring: Nick Lowery 106 pts: 37 PATs, 23 FGs
INTs: Albert Lewis 6-61 yds., 0 TDs
Tackles: Tracy Simien 105 (68 solo)
Sacks: Neil Smith 15.0 (-127.0 yds.)
Punting: Bryan Barker 76-3,240 yds., 42.6 avg., 19 In 20, 59 LG
Punt Returns: Dale Carter 27-247 yds., 9.1 avg., 0 TDs
Kickoff Returns: Danan Hughes 14-266 yds., 19.0 avg., 0 TDs

LEAGUE STANDINGS



AMERICAN FOOTBALL CONFERENCE

Western Division

	W	L	T	Pct.
Kansas City	11	5	0	.688
L.A. Raiders †	10	6	0	.625
Denver †	9	7	0	.563
San Diego	8	8	0	.500
Seattle	6	10	0	.375

Central Division

	W	L	T	Pct.
Houston	12	4	0	.750
Pittsburgh †	9	7	0	.563
Cleveland	7	9	0	.438
Cincinnati	3	13	0	.188

Eastern Division

	W	L	T	Pct.
Buffalo	12	4	0	.750
Miami	9	7	0	.563
N.Y. Jets	8	8	0	.500
New England	5	11	0	.313
Indianapolis	4	12	0	.250



NATIONAL FOOTBALL CONFERENCE

Western Division

	W	L	T	Pct.
San Francisco	10	6	0	.625
New Orleans	8	8	0	.500
Atlanta	6	10	0	.375
L.A. Rams	5	11	0	.313

Central Division

	W	L	T	Pct.
Detroit	10	6	0	.625
Minnesota †	9	7	0	.563
Green Bay †	9	7	0	.563
Chicago	7	9	0	.438
Tampa Bay	5	11	0	.313

Eastern Division

	W	L	T	Pct.
Dallas	12	4	0	.750
N.Y. Giants †	11	5	0	.688
Philadelphia	8	8	0	.500
Phoenix	7	9	0	.438
Washington	4	12	0	.250

AFC Championship: Buffalo 30, Kansas City 13

NFC Championship: Dallas 38, San Francisco 21

Super Bowl XXVIII: Dallas 30, Buffalo 13

REGULAR STARTERS

OFFENSE

WR	J.J. Birden
LT	John Alt
LG	Dave Szott
C	Tim Grunhard
RG	Will Shields
RT	Ricky Siglar
TE	Jonathan Hayes
WR	Willie Davis
QB	Joe Montana
FB	Kimble Anders
RB	Marcus Allen
K	Nick Lowery

DEFENSE

LE	Neil Smith
LT	Joe Phillips
RT	Dan Saleaumua
RBK	Derrick Thomas
LOLB	Tracy Rogers
MLB	Tracy Simien
ROLB	Lonnie Marts
LCB	Albert Lewis
RCB	Kevin Ross
	Dale Carter
SS	Doug Terry
	Martin Bayless
FS	David Whitmore
	Kevin Ross
P	Bryan Barker

PRO BOWLERS IN BOLD

TEAM STATISTICS

	CHIEFS	OPP.				
TOTAL FIRST DOWNS	300	300				
Rushing/Passing/Penalty	94/180/26	103/161/36				
3rd Down: Made/Att.	82/203	86/210				
3rd Down Pct.	40.4	41.0				
4th Down: Made/Att.	4/9	3/13				
4th Down Pct.	44.4	23.1				
TOTAL NET YARDS	4,835	4,771				
Avg. Per Game	302.2	298.2				
Total Plays	970	1,013				
Avg. Per Play	5.0	4.7				
NET YARDS RUSHING	1,655	1,620				
Avg. Per Game	103.4	101.3				
Total Rushes	445	453				
Avg. Per Play	3.7	3.6				
NET YARDS PASSING	3,180	3,151				
Avg. Per Game	198.8	196.9				
Sacked/Yards Lost	35/204	35/228				
Gross Yards	3,384	3,379				
Attempts/Completions	490/287	525/312				
Pct. of Completions	58.6	59.4				
Had Intercepted	10	21				
PUNTS/AVERAGE	77/42.1	68/44.6				
Net Punting Avg.	35.4	37.8				
PUNT RETURNS/YARDS	37/348	43/352				
KICKOFF RETURNS/YARDS	45/875	49/1,007				
PENALTIES/YARDS	122/969	127/1,015				
FUMBLES/LOST	28/18	30/17				
TOUCHDOWNS	37	30				
Rushing/Passing	14/20	11/18				
Defensive/Kicking Game	2/1	1/0				
TIME OF POSSESSION	29:29	30:31				
SCORE BY PERIODS	1	2	3	4	OT	Total
CHIEFS TOTAL	71	108	82	67	0	328
Opp. Total	51	86	50	104	0	291





10-6 • 2nd AFC West • Marty Schottenheimer

Preseason (1-3)

8/8	L	13-21	at Green Bay	54,322
8/15	L	0-30	at Minnesota	38,132
8/24	W	35-0	BUFFALO	71,481
8/28	L	10-21	INDIANAPOLIS	65,557

Regular Season (10-6)

9/6	W	24-10	at San Diego	45,024
9/13	W	26-7	SEATTLE	75,125
9/20	L	20-23 OT	at Houston	60,955
9/28	W	27-7	L.A. RAIDERS (Mon) (N)	77,486
10/4	L	19-20	at Denver	75,629
10/11	W	24-17	PHILADELPHIA	76,626
10/18	L	10-17	at Dallas	64,115
10/25	L	3-27	PITTSBURGH (N)	76,175
11/8	W	16-14	SAN DIEGO	72,826
11/15	W	35-16	WASHINGTON	75,238
11/22	W	24-14	at Seattle (N)	49,867
11/29	W	23-7	at N.Y. Jets	57,375
12/6	L	7-28	at L.A. Raiders	45,227
12/13	W	27-20	NEW ENGLAND	52,208
12/19	L	21-35	at N.Y. Giants (Sat)	53,427
12/27	W	42-20	DENVER	76,240

AFC Wild Card Playoff Game

1/2	L	0-17	at San Diego (Sat)	58,278
-----	---	------	--------------------	--------

INDIVIDUAL STATISTICS

	PASSING							
	Att.	Cmp.	Yds.	Pct.	TD	Int	LG	Rating
Krieg	413	230	3,115	55.7	15	12	77t	79.9
CHIEFS TOTALS	413	230	3,115	55.7	15	12	77t	79.9
Opp. Total	458	253	2,928	55.2	19	24	62	66.7

	PASS RECEIVING				
	No.	Yds.	Avg.	LG	TD
McNair	44	380	8.6	36	1
Birden	42	644	15.3	72t	3
Davis	36	756	21.0	74t	3
Barnett	24	442	18.4	77t	4
F. Jones	18	265	14.7	56	0
Hargain	17	205	12.1	25	0
Cash	12	113	9.4	19	2
Word	9	80	8.9	22	0
Hayes	9	77	8.6	21	2
Anders	5	65	13.0	28	0
Harry	5	46	9.2	13	0
Williams	5	24	4.8	12	0
B. Jones	2	6	3.0	5	0
Dyal	1	7	7.0	7	0
Okoye	1	5	5.0	5	0
CHIEFS TOTALS	230	3,115	13.5	77t	15
Opp. Total	253	2,928	11.6	62	19

	RUSHING				
	No.	Yds.	Avg.	LG	TD
Word	163	607	3.7	44t	4
Okoye	144	448	3.1	22	6
Williams	78	262	3.4	11	1
McNair	21	124	5.9	30	1
Krieg	37	74	2.0	17	2
Harry	1	27	27.0	27	0
Anders	1	1	1.0	1	0
Davis	1	-11	-11.0	-11	0
CHIEFS TOTALS	446	1,532	3.4	44t	14
Opp. Total	441	1,787	4.1	40t	12

TEAM LEADERS

Scoring: Nick Lowery 105 pts: 39 PATS, 22 FGs
INTs: Dale Carter 7-65 yds., 1 TD
Tackles: Tracy Simien 97 (56 solo)
Sacks: Neil Smith 14.5 (-114.5 yds.)
 Derrick Thomas 14.5 (-113.0 yds.)
Punting: Bryan Barker 75-3,245 yds., 43.3 avg., 16 In 20, 65 LG
Punt Returns: Dale Carter 38-398 yds., 10.5 avg., 2 TDs
Kickoff Returns: Harvey Williams 21-405 yds., 19.3 avg., 0 TDs

LEAGUE STANDINGS



AMERICAN FOOTBALL CONFERENCE

Western Division				
	W	L	T	Pct.
San Diego	11	5	0	.699
Kansas City †	10	6	0	.625
Denver	8	8	0	.500
L.A. Raiders	7	9	0	.438
Seattle	2	14	0	.125
Central Division				
	W	L	T	Pct.
Pittsburgh	11	5	0	.688
Houston †	10	6	0	.352
Cleveland	7	9	0	.438
Cincinnati	5	11	0	.313
Eastern Division				
	W	L	T	Pct.
Miami	11	5	0	.688
Buffalo †	11	5	0	.688
Indianapolis	9	7	0	.563
N.Y. Jets	4	12	0	.250
New England	2	14	0	.125



NATIONAL FOOTBALL CONFERENCE

Western Division				
	W	L	T	Pct.
San Francisco	14	2	0	.875
New Orleans †	12	4	0	.750
Atlanta	6	10	0	.375
L.A. Rams	6	10	0	.375
Central Division				
	W	L	T	Pct.
Minnesota	11	5	0	.688
Green Bay	9	7	0	.563
Tampa Bay	5	11	0	.313
Chicago	5	11	0	.313
Detroit	5	11	0	.313
Eastern Division				
	W	L	T	Pct.
Dallas	13	3	0	.813
Philadelphia †	11	5	0	.688
Washington †	9	7	0	.563
N.Y. Giants	6	10	0	.375
Phoenix	4	12	0	.250

AFC Championship: Buffalo 29, Miami 10
NFC Championship: Dallas 30, San Francisco 20
Super Bowl XXVII: Dallas 52, Buffalo 17

REGULAR STARTERS

OFFENSE		DEFENSE	
WR	J.J. Birden	LE	Neil Smith
LT	John Alt	NT	Dan Saleaumua
LG	Dave Szott	DT	Joe Phillips
C	Tim Grunhard	RE	Leonard Griffin
RG	Dave Lutz	LOLB	Chris Martin
RT	Rich Baldinger	LILB	Ervin Randle
TE	Jonathan Hayes	MLB	Tracy Simien
WR	Willie Davis	ROLB	Derrick Thomas
QB	Dave Krieg	LCB	Kevin Ross
TE	Keith Cash	RCB	Albert Lewis
RB	Barry Word		Dale Carter
RB	Bill Jones	SS	Martin Bayless
K	Nick Lowery	FS	Charles Mincy
		P	Bryan Barker

PRO BOWLERS IN BOLD

TEAM STATISTICS

	CHIEFS	OPP.
TOTAL FIRST DOWNS	246	256
Rushing/Passing/Penalty	87/134/25	97/145/14
3rd Down: Made/Att.	71/207	73/205
3rd Down Pct.	34.3	35.6
4th Down: Made/Att.	5/14	6/11
4th Down Pct.	35.7	54.5
TOTAL NET YARDS	4,324	4,324
Avg. Per Game	270.3	270.3
Total Plays	907	949
Avg. Per Play	4.8	4.6
NET YARDS RUSHING	1,532	1,787
Avg. Per Game	95.8	111.7
Total Rushes	446	441
Avg. Per Play	3.4	4.1
NET YARDS PASSING	2,792	2,537
Avg. Per Game	174.5	158.6
Sacked/Yards Lost	48/323	50/391
Gross Yards	3,115	2,928
Attempts/Completions	413/230	458/253
Pct. of Completions	55.7	55.2
Had Intercepted	12	24
PUNTS/AVERAGE	86/42.2	80/43.1
Net Punting Avg.	35.4	36.0
PUNT RETURNS/YARDS	39/402	40/328
KICKOFF RETURNS/YARDS	39/722	64/1,203
PENALTIES/YARDS	82/675	124/959
FUMBLES/LOST	28/9	34/15
TOUCHDOWNS	40	34
Rushing/Passing	14/15	12/19
Defensive/Kicking Game	8/3	1/2
TIME OF POSSESSION	29:37	30:23

SCORE BY PERIODS	1	2	3	4	OT	Total
CHIEFS TOTAL	53	128	66	101	0	348
Opp. Total	68	57	64	90	3	282





10-6 • 2nd AFC West • Marty Schottenheimer

Preseason (2-2)

8/3	L	14-24	DALLAS	56,038
8/10	W	19-10	N.Y. JETS (St. Louis, MO)	52,935
8/17	W	38-14	DETROIT	57,320
8/23	L	7-20	at Tampa Bay	33,996

Regular Season (10-6)

9/1	W	14-3	ATLANTA	74,246
9/8	L	10-17	NEW ORLEANS	74,816
9/16	L	7-17	at Houston (Mon) (N)	61,058
9/22	W	20-13	SEATTLE	71,789
9/29	W	14-13	at San Diego	44,907
10/7	W	33-6	BUFFALO (Mon) (N)	76,120
10/13	W	42-7	MIAMI	76,021
10/20	L	16-19	at Denver	75,866
10/28	W	24-21	L.A. RAIDERS (Mon) (N)	77,111
11/10	W	27-20	at L.A. Rams	52,511
11/17	L	20-24	DENVER	74,661
11/24	L	15-20	at Cleveland	63,991
12/1	W	19-6	at Seattle	57,248
12/8	W	20-17 OT	SAN DIEGO	73,330
12/14	L	14-28	at San Francisco (Sat)	62,672
12/22	W	27-21	at L.A. Raiders	65,144
AFC Wild Card Playoff Game				
12/28	W	10-6	L.A. RAIDERS (Sat)	75,827
AFC Divisional Playoff Game				
1/5	L	14-37	at Buffalo	80,182

INDIVIDUAL STATISTICS

	PASSING							
	Att.	Cmp.	Yds.	Pct.	TD	Int	LG	Rating
DeBerg	434	256	2,965	59.0	17	14	63	79.3
Vlasic	44	28	316	63.6	2	0	30	100.2
Williams	1	0	0	0.0	0	0	0	39.6
CHIEFS TOTALS	479	284	3,281	59.3	19	14	63	81.1
Opp. Total	471	279	3,532	59.2	17	15	71t	81.5

	PASS RECEIVING				
	No.	Yds.	Avg.	LG	TD
R. Thomas	43	494	11.5	39	1
Barnett	41	564	13.8	63	5
McNair	37	342	9.2	36	1
Harry	35	431	12.3	36	3
Birden	27	465	17.2	57t	2
Hayes	19	208	10.9	23	2
Williams	16	147	9.2	17	2
B. Jones	14	97	6.9	14	1
Holohan	13	113	8.7	26	2
Paige	9	111	12.3	26	0
Stradford	9	91	10.1	17	0
F. Jones	8	85	10.6	23	0
Saxon	6	55	9.2	22	0
Okoye	3	34	11.3	13	0
Anders	2	30	15.0	17	0
Word	2	13	6.5	8	0
CHIEFS TOTALS	284	3,281	11.6	63	19
Opp. Total	279	3,532	12.7	71t	17

	RUSHING				
	No.	Yds.	Avg.	LG	TD
Okoye	225	1,031	4.6	48	9
Word	160	684	4.3	37	4
Williams	97	447	4.6	21	1
McNair	10	51	5.1	11	0
Saxon	6	13	2.2	8	0
Stradford	1	7	7.0	7	0
Vlasic	1	-1	-1.0	-1	0
DeBerg	21	-15	-0.7	0	0
CHIEFS TOTALS	521	2,217	4.3	48	14
Opp. Total	417	1,770	4.2	60t	8

TEAM LEADERS

Scoring: Nick Lowery 110 pts: 35 PATs, 25 FGs
 INTs: Deron Cherry 4-31 yds., 0 TDs
 Tackles: Deron Cherry 116 (59 solo)
 Sacks: Derrick Thomas 13.5 (-112.0 yds.)
 Punting: Bryan Barker 57-2,303 yds., 40.4 avg., 11 In 20, 57 LG
 Punt Returns: Troy Stradford 22-150 yds., 6.8 avg., 0 TDs
 Kickoff Returns: Harvey Williams 24-524 yds., 21.8 avg., 0 TDs

LEAGUE STANDINGS



AMERICAN FOOTBALL CONFERENCE

Western Division

	W	L	T	Pct.
Denver	12	4	0	.750
Kansas City †	10	6	0	.625
L.A. Raiders †	9	7	0	.563
Seattle	7	9	0	.438
San Diego	4	12	0	.250

Central Division

	W	L	T	Pct.
Houston	11	5	0	.688
Pittsburgh	7	9	0	.438
Cleveland	6	10	0	.375
Cincinnati	3	13	0	.188

Eastern Division

	W	L	T	Pct.
Buffalo	13	3	0	.813
N.Y. Jets †	8	8	0	.500
Miami	8	8	0	.500
New England	6	10	0	.375
Indianapolis	1	15	0	.063



NATIONAL FOOTBALL CONFERENCE

Western Division

	W	L	T	Pct.
New Orleans	11	5	0	.688
Atlanta †	10	6	0	.625
San Francisco	10	6	0	.625
L.A. Rams	3	13	0	.188

Central Division

	W	L	T	Pct.
Detroit	12	4	0	.750
Chicago †	11	5	0	.688
Minnesota	8	8	0	.500
Green Bay	4	12	0	.250
Tampa Bay	3	13	0	.188

Eastern Division

	W	L	T	Pct.
Washington	14	2	0	.875
Dallas †	11	5	0	.688
Philadelphia	10	6	0	.625
N.Y. Giants	8	8	0	.500
Phoenix	4	12	0	.250

AFC Championship: Buffalo 10, Denver 7
NFC Championship: Washington 41, Detroit 10
Super Bowl XXVI: Washington 37, Buffalo 24

REGULAR STARTERS

OFFENSE

WR Robb Thomas
 LT John Alt
 LG Dave Szott
 C Tim Grunhard
 RG Dave Lutz
 RT Rich Baldinger
 TE Jonathan Hayes
 WR Tim Barnett
 QB Steve DeBerg
 FB Bill Jones
 RB Christian Okoye
 K Nick Lowery

DEFENSE

LE Neil Smith
 NT Dan Saleaumua
 RE Bill Maas
 LOLB Chris Martin
 LILB Tracy Simien
 RILB Dino Hackett
 ROLB Derrick Thomas
 LCB Jayice Pearson
 Albert Lewis
 RCB Kevin Ross
 SS Kevin Porter
 FS Deron Cherry
 P Bryan Barker

PRO BOWLERS IN BOLD

TEAM STATISTICS

	CHIEFS	OPP.
TOTAL FIRST DOWNS	322	275
Rushing/Passing/Penalty	127/172/23	88/168/19
3rd Down: Made/Att.	92/205	76/191
3rd Down Pct.	44.9	39.8
4th Down: Made/Att.	12/20	11/18
4th Down Pct.	60.0	61.1
TOTAL NET YARDS	5,321	4,998
Avg. Per Game	332.6	312.4
Total Plays	1,021	927
Avg. Per Play	5.2	5.4
NET YARDS RUSHING	2,217	1,770
Avg. Per Game	138.6	110.6
Total Rushes	521	417
Avg. Per Play	4.3	4.2
NET YARDS PASSING	3,104	3,228
Avg. Per Game	194.0	201.8
Sacked/Yards Lost	21/177	39/304
Gross Yards	3,281	3,532
Attempts/Completions	479/284	471/279
Pct. of Completions	59.3	59.2
Had Intercepted	14	15
PUNTS/AVERAGE	57/40.4	60/42.5
Net Punting Avg.	35.0	36.5
PUNT RETURNS/YARDS	34/258	27/190
KICKOFF RETURNS/YARDS	48/978	57/1,171
PENALTIES/YARDS	94/724	110/827
FUMBLES/LOST	22/8	27/18
TOUCHDOWNS	35	27
Rushing/Passing	14/19	9/17
Defensive/Kicking Game	2/0	2/0
TIME OF POSSESSION	31:16	28:44

SCORE BY PERIODS	1	2	3	4	OT	Total
CHIEFS TOTAL	44	91	79	105	3	322
Opp. Total	58	85	50	59	0	252





11-5 • 2nd AFC West • Marty Schottenheimer

LEAGUE STANDINGS



AMERICAN FOOTBALL CONFERENCE

Western Division

	W	L	T	Pct.
L.A. Raiders	12	4	0	.750
Kansas City †	11	5	0	.688
Seattle	9	7	0	.563
San Diego	6	10	0	.375
Denver	5	11	0	.313

Central Division

	W	L	T	Pct.
Cincinnati	9	7	0	.563
Houston †	9	7	0	.563
Pittsburgh	9	7	0	.563
Cleveland	3	13	0	.188

Eastern Division

	W	L	T	Pct.
Buffalo	13	3	0	.813
Miami †	12	4	0	.750
Indianapolis	7	9	0	.438
N.Y. Jets	6	10	0	.375
New England	1	15	0	.063



NATIONAL FOOTBALL CONFERENCE

Western Division

	W	L	T	Pct.
San Francisco	14	2	0	.875
New Orleans †	8	8	0	.500
L.A. Rams	5	11	0	.313
Atlanta	5	11	0	.313

Central Division

	W	L	T	Pct.
Chicago	11	5	0	.688
Tampa Bay	6	10	0	.375
Detroit	6	10	0	.375
Green Bay	6	10	0	.375
Minnesota	6	10	0	.375

Eastern Division

	W	L	T	Pct.
N.Y. Giants	13	3	0	.813
Philadelphia †	10	6	0	.625
Washington †	10	6	0	.625
Dallas	7	9	0	.438
Phoenix	5	11	0	.313

AFC Championship: Buffalo 51, L.A. Raiders 3
NFC Championship: N.Y. Giants 15, San Francisco 13
Super Bowl XXV: N.Y. Giants 20, Buffalo 19

REGULAR STARTERS

OFFENSE

WR	Robb Thomas
LT	John Alt
LG	Frank Winters
	Dave Szott
C	Mike Webster
	Tim Grunhard
RG	Dave Lutz
RT	Rich Baldinger
TE	Alfredo Roberts
	Jonathan Hayes
WR	Stephone Paige
QB	Steve DeBerg
FB	Bill Jones
RB	Christian Okoye
K	Nick Lowery

DEFENSE

LE	Neil Smith
NT	Dan Saleaumua
RE	Bill Maas
LOLB	Chris Martin
LILB	Percy Snow
RILB	Dino Hackett
ROLB	Derrick Thomas
LCB	Albert Lewis
RCB	Kevin Ross
SS	Kevin Porter
FS	Jeff Donaldson
	Deron Cherry
P	Bryan Barker
	Kelly Goodburn

PRO BOWLERS IN BOLD

TEAM STATISTICS

	CHIEFS	OPP.				
TOTAL FIRST DOWNS	280	268				
Rushing/Passing/Penalty	104/153/23	85/164/19				
3rd Down: Made/Att.	91/222	81/204				
3rd Down Pct.	41.0	39.7				
4th Down: Made/Att.	7/10	3/15				
4th Down Pct.	70.0	20.0				
TOTAL NET YARDS	5,215	4,881				
Avg. Per Game	325.9	305.1				
Total Plays	975	945				
Avg. Per Play	5.3	5.2				
NET YARDS RUSHING	1,948	1,640				
Avg. Per Game	121.8	102.5				
Total Rushes	504	373				
Avg. Per Play	3.9	4.4				
NET YARDS PASSING	3,267	3,241				
Avg. Per Game	204.2	202.6				
Sacked/Yards Lost	22/191	60/421				
Gross Yards	3,458	3,662				
Attempts/Completions	449/260	512/267				
Pct. of Completions	57.9	52.1				
Had Intercepted	5	20				
PUNTS/AVERAGE	81/38.7	72/37.0				
Net Punting Avg.	32.9	32.3				
PUNT RETURNS/YARDS	37/254	44/411				
KICKOFF RETURNS/YARDS	46/784	81/1,391				
PENALTIES/YARDS	111/886	122/859				
FUMBLES/LOST	30/14	38/25				
TOUCHDOWNS	38	30				
Rushing/Passing	11/23	12/16				
Defensive/Kicking Game	2/2	0/2				
TIME OF POSSESSION	31:30	28:30				
SCORE BY PERIODS	1	2	3	4	OT	Total
CHIEFS TOTAL	86	123	71	89	0	369
Opp. Total	48	66	62	81	0	257

Preseason (1-3)

8/11 L 3-19	at L.A. Rams (Berlin, Germany)	55,429
8/18 L 0-20	N.Y. JETS	40,448
8/24 L 21-35	at Detroit	50,293
8/31 W 27-14	GREEN BAY	42,806

Regular Season (11-5)

9/9 W 24-21	MINNESOTA	68,363
9/17 L 23-24	at Denver (Mon) (N)	75,277
9/23 W 17-3	at Green Bay	58,817
9/30 W 34-0	CLEVELAND	77,704
10/7 L 19-23	at Indianapolis	54,950
10/14 W 43-24	DETROIT	74,312
10/21 L 7-19	at Seattle	60,358
11/4 W 9-7	L.A. RAIDERS	70,951
11/11 L 16-17	SEATTLE	71,285
11/18 W 27-10	SAN DIEGO	63,717
11/25 W 27-24	at L.A. Raiders	65,710
12/2 W 37-7	at New England	26,280
12/9 W 31-20	DENVER	74,347
12/16 L 10-27	HOUSTON	61,756
12/23 W 24-21	at San Diego	45,135
12/29 W 21-10	at Chicago (Sat)	60,262

AFC Wild Card Playoff Game

1/5 L 16-17	at Miami (Sat)	67,276
-------------	----------------	--------

INDIVIDUAL STATISTICS

	PASSING							
	Att.	Cmp.	Yds.	Pct.	TD	Int	LG	Rating
DeBerg	444	258	3,444	58.1	23	4	90t	96.3
Pelluer	5	2	14	40.0	0	1	11	8.3
CHIEFS TOTALS	449	260	3,458	57.9	23	5	90t	94.9
Opp. Total	512	267	3,662	52.1	16	20	87t	69.5

PASS RECEIVING

	No.	Yds.	Avg.	LG	TD
Paige	65	1,021	15.7	86t	5
R. Thomas	41	545	13.3	47t	4
Harry	41	519	12.7	60	2
McNair	40	507	12.7	65	2
B. Jones	19	137	7.2	19	5
Birden	15	352	23.5	90t	3
Roberts	11	119	10.8	27	0
Hayes	9	83	9.2	21	1
Mandley	7	97	13.9	24	0
Word	4	28	7.0	10	0
Okoye	4	23	5.8	8	0
Whitaker	2	17	8.5	16	1
F. Jones	1	5	5.0	5	0
Saxon	1	5	5.0	5	0
CHIEFS TOTALS	260	3,458	13.3	90t	23
Opp. Total	267	3,662	13.7	87t	16

RUSHING

	No.	Yds.	Avg.	LG	TD
Word	204	1,015	5.0	53t	4
Okoye	245	805	3.3	32	7
McNair	14	61	4.4	13	0
B. Jones	10	47	4.7	14	0
Saxon	3	15	5.0	8	0
Pelluer	5	6	1.2	5	0
Goodburn	1	5	5.0	5	0
F. Jones	1	-1	-1.0	-1	0
DeBerg	21	-5	-0.2	6	0
CHIEFS TOTALS	504	1,948	3.9	53t	11
Opp. Total	373	1,640	4.4	42	12

TEAM LEADERS

Scoring: Nick Lowery	139 pts: 37 PATs, 34 FGs
INTs: Kevin Ross	5-97 yds., 0 TDs
Tackles: Dino Hackett	95 (53 solo)
Sacks: Derrick Thomas	20.0 (-150.0 yds.)
Punting: Bryan Barker	64-2,479 yds., 38.7 avg., 16 in 20, 56 LG
Punt Returns: Naz Worthen	25-180 yds., 7.2 avg., 0 TDs
Kickoff Returns: Todd McNair	14-227 yds., 16.2 avg., 0 TDs





8-7-1 • 2nd AFC West • Marty Schottenheimer

Preseason (1-3)

8/12	L	13-23	at Minnesota (Memphis, TN)	63,528
8/20	L	7-45	N.Y. GIANTS	36,820
8/27	W	22-17	at Chicago	56,343
9/1	L	13-15 OT	N.Y. JETS	41,105

Regular Season (8-7-1)

9/10	L	20-34	at Denver	74,284
9/17	W	24-19	L.A. RAIDERS	71,741
9/24	L	6-21	at San Diego	40,128
10/1	L	17-21	CINCINNATI	61,356
10/8	W	20-16	at Seattle	60,715
10/15	L	14-20	at L.A. Raiders	40,453
10/22	W	36-28	DALLAS	76,841
10/29	L	17-23	at Pittsburgh	54,194
11/5	W	20-10	SEATTLE	54,489
11/12	L	13-16	DENVER	76,245
11/19	T	10-10 OT	at Cleveland	77,922
11/26	W	34-0	HOUSTON	51,342
12/3	W	26-21	MIAMI	54,610
12/10	W	21-3	at Green Bay	56,694
12/17	L	13-20	SAN DIEGO	40,623
12/24	W	27-24	at Miami	43,612

INDIVIDUAL STATISTICS

	Att.	Cmp.	PASSING			TD	Int	LG	Rating
			Yds.	Pct.	TD				
DeBerg	324	196	2,529	60.5	11	16	50	75.8	
Jaworski	61	36	385	59.0	2	5	32	54.3	
Pelluer	47	26	301	55.3	1	0	24	82.0	
Elkins	2	1	5	50.0	0	1	5	16.7	
Saxon	1	0	0	0.0	0	1	0	0.0	
CHIEFS TOTALS	435	259	3,220	59.5	14	23	50	71.2	
Opp. Total	471	236	2,821	50.1	16	15	64t	66.8	

	No.	PASS RECEIVING		LG	TD
		Yds.	Avg.		
Paige	44	759	17.3	50	2
Mandley	35	476	13.6	44	1
McNair	34	372	10.9	24	1
Harry	33	430	13.0	25	2
Heard	25	246	9.8	27	1
Weathers	17	192	11.3	27	0
Hayes	18	229	12.7	23	2
Saxon	11	86	7.8	18	0
Dressel	9	136	15.1	49t	1
R. Thomas	8	58	7.3	12	2
Roberts	8	55	6.9	25	1
Carson	7	95	13.6	28	1
Worthen	5	69	13.8	21	0
Okoye	2	12	6.0	8	0
Gamble	2	2	1.0	6	0
Carruth	1	3	3.0	3	0
CHIEFS TOTALS	259	3,220	12.4	50	14
Opp. Total	236	2,821	12.0	64t	16

	No.	RUSHING		LG	TD
		Yds.	Avg.		
Okoye	370	1,480	4.0	59	12
Saxon	58	233	4.0	19	3
Heard	63	216	3.4	28	0
Pelluer	17	143	8.4	27	2
McNair	23	121	5.3	25	0
Gamble	6	24	4.0	20	1
Harry	1	9	9.0	9	0
Jaworski	4	5	1.3	4	0
Agee	1	3	3.0	3	0
Mandley	2	1	0.5	8	0
DeBerg	14	-8	-0.6	15	0
CHIEFS TOTALS	559	2,227	4.0	59	18
Opp. Total	445	1,766	4.0	63t	9

TEAM LEADERS

Scoring: Nick Lowery 106 pts: 34 PATs, 24 FGs
INTs: Albert Lewis 4-37 yds., 0 TDs
 Kevin Ross 4-29 yds., 0 TDs
Tackles: Deron Cherry 87 (45 solo)
Sacks: Derrick Thomas 10.0 (-95.5 yds.)
Punting: Kelly Goodburn 67-2,688 yds., 40.1 avg., 25 In 20, 54 LG
Punt Returns: Pete Mandley 19-151 yds., 7.9 avg., 0 TDs
Kickoff Returns: Danny Copeland 26-466 yds., 17.9 avg., 0 TDs

LEAGUE STANDINGS



AMERICAN FOOTBALL CONFERENCE

Western Division

	W	L	T	Pct.
Denver	11	5	0	.688
Kansas City	8	7	1	.531
L.A. Raiders	8	8	0	.500
Seattle	7	9	0	.438
San Diego	6	10	0	.375

Central Division

	W	L	T	Pct.
Cleveland	9	6	1	.594
Houston †	9	7	0	.563
Pittsburgh †	9	7	0	.563
Cincinnati	8	8	0	.500

Eastern Division

	W	L	T	Pct.
Buffalo	9	7	0	.563
Indianapolis	8	8	0	.500
Miami	8	8	0	.500
New England	5	11	0	.313
N.Y. Jets	4	12	0	.250



NATIONAL FOOTBALL CONFERENCE

Western Division

	W	L	T	Pct.
San Francisco	14	2	0	.875
L.A. Rams †	11	5	0	.688
New Orleans	9	7	0	.563
Atlanta	3	13	0	.188

Central Division

	W	L	T	Pct.
Minnesota	10	6	0	.625
Green Bay	10	6	0	.625
Detroit	7	9	0	.438
Chicago	6	10	0	.375
Tampa Bay	5	11	0	.313

Eastern Division

	W	L	T	Pct.
N.Y. Giants	12	4	0	.750
Philadelphia †	11	5	0	.688
Washington	10	6	0	.625
Phoenix	5	11	0	.313
Dallas	1	15	0	.063

AFC Championship: Denver 37, Cleveland 21
NFC Championship: San Francisco 30, L.A. Rams 3
Super Bowl XXIV: San Francisco 55, Denver 10

REGULAR STARTERS

OFFENSE		DEFENSE	
WR	Pete Mandley	LE	Neil Smith
LT	John Alt	NT	Bill Maas
LG	Mark Adickes		Dan Saleaumua
C	Mike Webster	RE	Mike Bell
RG	Dave Lutz		Leonard Griffin
RT	Irv Eatman	LOLB	Chris Martin
TE	Jonathan Hayes	LILB	Walker Lee Ashley
WR	Stephone Paige	RILB	Dino Hackett
QB	Steve DeBerg	ROLB	Derrick Thomas
RB	Christian Okoye	LCB	Albert Lewis
RB	Herman Heard	RCB	Kevin Ross
K	Nick Lowery	SS	Kevin Porter
		FS	Deron Cherry
		P	Kelly Goodburn

PRO BOWLERS IN BOLD

TEAM STATISTICS

	CHIEFS	OPP.
TOTAL FIRST DOWNS	304	252
Rushing/Passing/Penalty	120/165/19	92/140/20
3rd Down: Made/Att.	88/208	81/211
3rd Down Pct.	42.3	38.4
4th Down: Made/Att.	6/9	8/15
4th Down Pct.	66.7	53.3
TOTAL NET YARDS	5,265	4,293
Avg. Per Game	329.1	268.3
Total Plays	1,017	952
Avg. Per Play	5.2	4.5
NET YARDS RUSHING	2,227	1,766
Avg. Per Game	139.2	110.4
Total Rushes	559	445
Avg. Per Play	4.0	4.0
Net Yards Passing	3,038	2,527
Avg. Per Game	189.9	157.9
Sacked/Yards Lost	23/182	36/294
Gross Yards	3,220	2,821
Attempts/Completions	435/259	471/236
Pct. of Completions	59.5	50.1
Had Intercepted	23	15
PUNTS/AVERAGE	67/40.1	82/39.1
Net Punting Avg.	33.8	32.9
PUNT RETURNS/YARDS	44/331	40/325
KICKOFF RETURNS/YARDS	52/915	55/1,156
PENALTIES/YARDS	116/878	102/797
FUMBLES/LOST	32/18	32/18
TOUCHDOWNS	35	32
Rushing/Passing	18/14	9/16
Defensive/Kicking Game	2/1	5/2
TIME OF POSSESSION	32:35	27:25

SCORE BY PERIODS	1	2	3	4	OT	Total
CHIEFS TOTAL	67	137	53	61	0	318
Opp. Total	74	83	47	82	0	286





4-11-1 • 5th AFC West • Frank Gansz

Preseason (2-1-1)

8/6	W	34-21	CINCINNATI	31,947
8/13	W	27-13	at Atlanta	23,369
8/19	T	21-21 OT	at Green Bay (Milwaukee, WI)	32,361
8/25	L	21-41	PHOENIX	36,883

Regular Season (4-11-1)

9/4	L	3-6	CLEVELAND	55,654
9/11	L	10-31	at Seattle	61,512
9/18	W	20-13	DENVER	63,268
9/25	L	23-24	SAN DIEGO	45,498
10/2	T	17-17 OT	at N.Y. Jets	66,110
10/9	L	6-7	at Houston	39,134
10/16	L	17-27	L.A. RAIDERS	77,078
10/23	L	6-7	DETROIT	66,926
10/30	L	10-17	at L.A. Raiders	36,103
11/6	L	11-17	at Denver	74,227
11/13	W	31-28	CINCINNATI	34,614
11/20	W	27-24	SEATTLE	33,152
11/27	L	10-16	at Pittsburgh	42,057
12/4	W	38-34	N.Y. JETS	30,059
12/11	L	12-28	at N.Y. Giants	69,809
12/18	L	13-24	at San Diego	26,339

INDIVIDUAL STATISTICS

	Att.	Cmp.	PASSING			Int	LG	Rating
			Yds.	Pct.	TD			
DeBerg	414	224	2,935	54.1	16	16	80t	73.5
Kenney	114	58	549	50.9	0	5	25	46.3
CHIEFS TOTALS	528	282	3,484	53.4	16	21	80t	67.6
Opp. Total	410	214	2,591	52.2	12	18	42t	63.4

	No.	PASS RECEIVING			LG	TD
		Yds.	Avg.			
Paige	61	902	14.8	49	7	
Palmer	53	611	11.5	71t	4	
Carson	46	711	15.5	80t	3	
Harry	26	362	13.9	38	1	
Hayes	22	233	10.6	25	1	
Heard	20	198	9.9	32	0	
Saxon	19	177	9.3	22	0	
Roberts	10	104	10.4	20	0	
Taylor	9	105	11.7	36	0	
Okoye	8	51	6.4	12	0	
Moriarty	6	40	6.7	12	0	
Colbert	1	-3	-3.0	-3	0	
Gamble	1	-7	-7.0	-7	0	
CHIEFS TOTALS	282	3,484	12.4	80t	16	
Opp. Total	214	2,591	12.1	42t	12	

	No.	RUSHING			LG	TD
		Yds.	Avg.			
Okoye	105	473	4.5	48	3	
Palmer	134	452	3.4	26t	2	
Heard	106	438	4.1	20	0	
Saxon	60	236	3.9	14	2	
Moriarty	20	62	3.1	9	0	
DeBerg	18	30	1.7	13	1	
Goodburn	1	15	15.0	15	0	
Kenney	2	4	2.0	2	0	
Taylor	1	2	2.0	2	0	
Carson	1	1	1.0	1	0	
CHIEFS TOTALS	448	1,713	3.8	48	8	
Opp. Total	609	2,592	4.3	36	23	

TEAM LEADERS

Scoring: Nick Lowery 104 pts: 23 PATs, 27 FGs
INTs: Deron Cherry 7-51 yds., 0 TDs
Tackles: Deron Cherry 151 (90 solo)
Sacks: Bill Maas 4.0 (-34.0 yds.)
Punting: Kelly Goodburn 76-3,059 yds., 40.3 avg., 10 In 20, 59 LG
Punt Returns: Kitrick Taylor 29-187 yds., 6.4 avg., 0 TDs
Kickoff Returns: Kenny Gamble 15-291 yds., 19.4 avg., 0 TDs

LEAGUE STANDINGS



AMERICAN FOOTBALL CONFERENCE

Western Division

	W	L	T	Pct.
Seattle	9	7	0	.563
Denver	8	8	0	.500
L.A. Raiders	7	9	0	.438
San Diego	6	10	0	.375
Kansas City	4	11	1	.281

Central Division

	W	L	T	Pct.
Cincinnati	12	4	0	.750
Cleveland †	10	6	0	.625
Houston †	10	6	0	.625
Pittsburgh	5	11	0	.313

Eastern Division

	W	L	T	Pct.
Buffalo	12	4	0	.750
Indianapolis	9	7	0	.563
New England	9	7	0	.563
N.Y. Jets	8	7	1	.531
Miami	6	10	0	.375



NATIONAL FOOTBALL CONFERENCE

Western Division

	W	L	T	Pct.
San Francisco	10	6	0	.625
L.A. Rams †	10	6	0	.625
New Orleans	10	6	0	.625
Atlanta	5	11	0	.313

Central Division

	W	L	T	Pct.
Chicago	12	4	0	.750
Minnesota †	11	5	0	.688
Tampa Bay	5	11	0	.313
Detroit	4	12	0	.250
Green Bay	4	12	0	.250

Eastern Division

	W	L	T	Pct.
Philadelphia	10	6	0	.625
N.Y. Giants	10	6	0	.625
Washington	7	9	0	.438
Phoenix	7	9	0	.438
Dallas	3	13	0	.188

AFC Championship: Cincinnati 21, Buffalo 10
NFC Championship: San Francisco 28, Chicago 3
Super Bowl XXIII: San Francisco 20, Cincinnati 16

REGULAR STARTERS

OFFENSE		DEFENSE	
WR	Carlos Carson	LE	Leonard Griffin
LT	John Alt		Neil Smith
LG	Rich Baldinger	NT	Bill Maas
C	Tom Baugh	RE	Mike Bell
RG	Mark Adickes	LOLB	Jack Del Rio
RT	Irv Eatman	LILB	Aaron Pearson
TE	Alfredo Roberts	RILB	Dino Hackett
	Jonathan Hayes	ROLB	Tim Coffield
WR	Stephone Paige	LCB	Albert Lewis
QB	Steve DeBerg	RCB	Kevin Ross
RB	Christian Okoye	SS	Lloyd Burruss
RB	Paul Palmer		Kevin Porter
K	Nick Lowery	FS	Deron Cherry
		P	Kelly Goodburn

PRO BOWLERS IN BOLD

TEAM STATISTICS

	CHIEFS	OPP.
TOTAL FIRST DOWNS	289	318
Rushing/Passing/Penalty	104/161/24	162/136/20
3rd Down: Made/Att.	88/224	94/209
3rd Down Pct.	39.3	45.0
4th Down: Made/Att.	12/18	6/13
4th Down Pct.	66.7	46.2
TOTAL NET YARDS	4,844	5,026
Avg. Per Game	302.8	314.1
Total Plays	1,019	1,042
Avg. Per Play	4.8	4.8
NET YARDS RUSHING	1,713	2,592
Avg. Per Game	107.1	162.0
Total Rushes	448	609
Avg. Per Play	3.8	4.3
NET YARDS PASSING	3,131	2,434
Avg. Per Game	195.7	152.1
Sacked/Yards Lost	43/353	23/157
Gross Yards	3,484	2,591
Attempts/Completions	528/282	410/214
Pct. of Completions	53.4	52.2
Had Intercepted	21	18
PUNTS/AVERAGE	76/40.3	63/40.2
Net Punting Avg.	31.9	34.2
PUNT RETURNS/YARDS	32/215	48/473
KICKOFF RETURNS/YARDS	56/925	57/1,380
PENALTIES/YARDS	85/636	106/854
FUMBLES/LOST	21/12	30/13
TOUCHDOWNS	24	39
Rushing/Passing	8/16	23/12
Defensive/Kicking Game	0/0	2/2
TIME OF POSSESSION	28:04	31:256

SCORE BY PERIODS	1	2	3	4	OT	Total
CHIEFS TOTAL	51	74	47	82	0	254
Opp. Total	77	118	52	73	0	320





4-11 • 5th AFC West • Frank Gansz

		Preseason (4-1)		
8/8	L 7-20	at San Francisco	23,826	
		Hall of Fame Game (Canton, OH)		
8/13	W 32-20	at Houston	30,147	
8/22	W 13-10	ATLANTA	39,164	
8/29	W 34-14	BUFFALO	43,887	
9/6	W 13-10 OT	St. Louis (Memphis, TN)	62,353	
		Regular Season (4-11)		
9/13	W 20-13	SAN DIEGO	56,940	
9/20	L 14-43	at Seattle	61,667	
9/27		MINNESOTA (Cancelled/Strike)		
10/4	L 17-35	# at L.A. Raiders	10,708	
10/11	L 0-42	# at Miami	25,867	
10/18	L 17-26	# DENVER	20,296	
10/25	L 21-42	at San Diego	47,972	
11/1	L 28-31	at Chicago	63,498	
11/8	L 16-17	PITTSBURGH	45,249	
11/15	L 9-16	N.Y. JETS	40,718	
11/22	L 3-23	GREEN BAY	34,611	
11/26	W 27-20	at Detroit (Thur) (Thnks)	43,820	
12/6	L 27-30 OT	at Cincinnati	46,489	
12/13	W 16-10	L.A. RAIDERS	63,834	
12/19	L 17-20	at Denver (Sat)	75,053	
12/27	W 41-20	SEATTLE	20,370	

#-Replacement Games

INDIVIDUAL STATISTICS

	PASSING							
	Att.	Cmp.	Yds.	Pct.	TD	Int	LG	Rating
Kenney	273	154	2,107	56.4	15	9	81t	85.8
Seuer	55	26	340	47.3	0	4	33	36.9
Blackledge	31	15	154	48.4	1	1	19	60.4
Palmer	1	0	0	0.0	0	0	0	39.6
Others	72	41	384	56.9	1	3	23	42.2
CHIEFS TOTALS	432	236	2,985	54.6	17	17	81t	73.1
Opp. Total	484	279	3,473	57.6	25	11	44	87.8

	PASS RECEIVING				
	No.	Yds.	Avg.	LG	TD
Carson	55	1,044	19.0	81t	7
Paige	43	707	16.4	51	4
Okoye	24	169	7.0	22	3
Hayes	21	272	13.0	33	2
Heard	14	118	8.4	15	0
Marshall	10	126	12.6	19	0
Moriarity	10	37	3.7	8	1
Coffman	5	42	8.4	13t	1
Palmer	4	27	6.8	10	0
Arnold	3	26	8.7	10	0
D. Colbert	3	21	7.0	9	0
Keel	2	9	4.5	6	0
Adickes	1	3	3.0	3t	1
Others	41	384	9.4	23	1
CHIEFS TOTALS	236	2,985	12.6	81t	17
Opp. Total	279	3,473	12.4	44	25

	RUSHING				
	No.	Yds.	Avg.	LG	TD
Okoye	157	660	4.2	43t	3
Heard	82	466	5.7	64t	3
Palmer	24	155	6.5	35	0
Moriarity	30	107	3.6	11	0
Seurer	9	33	4.1	11	0
Blackledge	5	21	4.2	11	0
Goodburn	1	16	16.0	16	0
Clemons	2	7	3.5	7	0
Kenney	12	-2	-0.2	6	0
Carson	1	-7	-7.0	-7	0
Others	96	343	3.6	17	1
CHIEFS TOTALS	419	1,799	4.3	64t	7
Opp. Total	535	2,333	4.4	48	16

TEAM LEADERS

Scoring: Nick Lowery 83 pts: 26 PATs, 19 FGs
INTs: Deron Cherry 3-58 yds., 0 TDs
 Kevin Ross 3-40 yds., 0 TDs
Tackles: Dino Hackett 103 (74 solo)
Sacks: Mike Bell 6.5 (-44.0 yds.)
Punting: Kelly Goodburn 76-3,059 yds., 40.3 avg., 13 In 20, 55 LG
Punt Returns: Kitrick Taylor 29-187 yds., 6.4 avg., 0 TDs
Kickoff Returns: Kenny Gamble 15-291 yds., 19.4 avg., 0 TDs

LEAGUE STANDINGS



AMERICAN FOOTBALL CONFERENCE

Western Division

	W	L	T	Pct.
Denver	10	4	1	.700
Seattle †	9	6	0	.600
San Diego	8	7	0	.533
L.A. Raiders	5	10	0	.333
Kansas City	4	11	0	.267

Central Division

	W	L	T	Pct.
Cleveland	10	5	0	.667
Houston †	9	6	0	.600
Pittsburgh	8	7	0	.533
Cincinnati	4	11	0	.267

Eastern Division

	W	L	T	Pct.
Indianapolis	9	6	0	.600
New England	8	7	0	.533
Miami	8	7	0	.533
Buffalo	7	8	0	.467
N.Y. Jets	6	9	0	.400



NATIONAL FOOTBALL CONFERENCE

Western Division

	W	L	T	Pct.
San Francisco	13	2	0	.867
New Orleans †	12	3	0	.800
L.A. Rams	6	9	0	.400
Atlanta	3	12	0	.200

Central Division

	W	L	T	Pct.
Chicago	11	4	0	.733
Minnesota †	8	7	0	.533
Green Bay	5	9	1	.367
Tampa Bay	4	11	0	.267
Detroit	4	11	0	.267

Eastern Division

	W	L	T	Pct.
Washington	11	4	0	.733
Dallas	7	8	0	.467
St. Louis	7	8	0	.467
Philadelphia	7	8	0	.467
N.Y. Giants	6	9	0	.400

AFC Championship: Denver 38, Cleveland 33
NFC Championship: Washington 17, Minnesota 10
Super Bowl XXII: Washington 42, Denver 10

REGULAR STARTERS

OFFENSE

WR	Carlos Carson
LT	John Alt
LG	Rich Baldinger
C	Tom Baugh
	Rick Donnalley
RG	Mark Adickes
RT	Dave Lutz
	Irv Eatman
TE	Jonathan Hayes
WR	Stephone Paige
QB	Bill Kenney
RB	Christian Okoye
RB	Herman Heard
K	Nick Lowery

DEFENSE

LE	Art Still
NT	Bill Maas
RT	Pete Koch
RE	Mike Bell
OLB	Louis Cooper
	Aaron Pearson
ILB	Aaron Pearson
MLB	Dino Hackett
OLB	Tim Coffield
	Jack Del Rio
LCB	Albert Lewis
RCB	Kevin Ross
SS	Lloyd Burruss
FS	Deron Cherry
P	Kelly Goodburn

*Does not include replacement players.

PRO BOWLERS IN BOLD

TEAM STATISTICS

	CHIEFS	OPP.				
TOTAL FIRST DOWNS	265	344				
Rushing/Passing/Penalty	97/141/27	139/172/33				
3rd Down: Made/Att.	77/192	92/206				
3rd Down Pct.	40.1	44.7				
4th Down: Made/Att.	4/10	5/15				
4th Down Pct.	40.0	33.3				
TOTAL NET YARDS	4,418	5,639				
Avg. Per Game	2,94.5	375.9				
Total Plays	899	1,045				
Avg. Per Play	4.9	5.4				
NET YARDS RUSHING	1,799	2,333				
Avg. Per Game	119.9	155.5				
Total Rushes	419	535				
Avg. Per Play	4.3	4.7				
NET YARDS PASSING	2,619	3,306				
Avg. Per Game	174.6	220.4				
Sacked/Yards Lost	48/366	26/167				
Gross Yards	2,985	3,473				
Attempts/Completions	432/236	484/279				
Pct. of Completions	54.6	57.6				
Had Intercepted	17	11				
PUNTS/AVERAGE	69/40.4	56/40.4				
Net Punting Avg.	32.3	31.7				
PUNT RETURNS/YARDS	32/346	43/442				
KICKOFF RETURNS/YARDS	70/1,437	55/1,263				
PENALTIES/YARDS	108/861	112/936				
FUMBLES/LOST	41/24	24/17				
TOUCHDOWNS	30	45				
Rushing/Passing	7/17	16/25				
Defensive/Kicking Game	1/5	3/1				
TIME OF POSSESSION	27:11	32:49				
SCORE BY PERIODS	1	2	3	4	OT	Total
CHIEFS TOTAL	55	88	74	56	0	273
Opp. Total	88	116	93	88	3	388





10-6 • 2nd AFC West • John Mackovic

Preseason (2-2)

8/9	W	20-0	CINCINNATI	30,067
8/16	W	27-26	at St. Louis	30,305
8/23	L	6-13	BUFFALO	39,911
8/30	L	10-13	at New Orleans	47,945

Regular Season (10-6)

9/7	W	24-14	CINCINNATI	43,430
9/14	L	17-23	at Seattle	64,947
9/21	W	27-13	HOUSTON	43,699
9/28	W	20-17	at Buffalo	67,555
10/5	L	17-24	L.A. RAIDERS	74,430
10/12	L	7-20	at Cleveland	72,304
10/19	W	42-41	SAN DIEGO	55,767
10/26	W	27-20	TAMPA BAY	36,230
11/2	W	24-23	at San Diego	44,518
11/9	W	27-7	SEATTLE	53,268
11/16	L	17-38	at Denver	75,745
11/23	L	14-23	at St. Louis	29,680
11/30	L	14-17	BUFFALO	31,492
12/7	W	37-10	DENVER	47,019
12/14	W	20-17	at L.A. Raiders	68,771
12/21	W	24-19	at Pittsburgh	47,150

AFC Wild Card Playoff Game

12/28	L	15-35	at N.Y. Jets	69,307
-------	---	-------	--------------	--------

INDIVIDUAL STATISTICS

	Att.	Cmp.	PASSING			Int	LG	Rating
			Yds.	Pct.	TD			
Kenney	308	161	1,922	52.3	13	11	56	70.8
Blackledge	211	96	1,200	45.5	10	6	70t	67.6
Green	1	0	0	0	0	1	0	0.0
Marshall	1	0	0	0	0	0	0	39.6
CHIEFS TOTALS	521	257	3,122	49.3	23	18	70t	68.5
Opp. Total	569	303	3,555	53.3	21	31	51	62.1

	No.	PASS RECEIVING		LG	TD
		Yds.	Avg.		
Paige	52	829	15.9	51	11
Marshall	46	652	14.2	31	1
J. Smith	33	230	7.0	18	3
Carson	21	497	23.7	70t	4
Arnold	20	169	8.5	27	1
Green	19	137	7.2	17	0
Heard	17	83	4.9	13	0
Coffman	12	75	6.3	10	2
Harry	9	211	23.4	53	1
Hayes	8	69	8.6	16	0
Pruitt	8	56	7.0	13	0
Moriarty	7	51	7.3	19	0
Hancock	4	63	15.8	25	0
Kenney	1	0	0.0	0	0
CHIEFS TOTALS	257	3,122	12.1	70t	23
Opp. Total	303	3,555	11.7	51	21

	No.	RUSHING		LG	TD
		Yds.	Avg.		
Pruitt	139	448	3.2	16	2
Green	90	314	3.5	27	3
Heard	71	295	4.2	40	2
J. Smith	54	238	4.4	32	3
Moriarty	35	115	3.3	11	0
Blackledge	23	60	2.6	14	0
Kenney	18	0	0.0	9	0
Paige	2	-2	-1.0	12	0
CHIEFS TOTALS	432	1,468	3.4	40	10
Opp. Total	485	1,739	3.6	41t	13

TEAM LEADERS

Scoring: Nick Lowery 100 pts: 43 PATs 19 FGs
INTs: Deron Cherry 9-150 yds., 0 TDs
Tackles: Dino Hackett 140 (78 solo)
Sacks: Art Still 10.5 (-77.0 yds.)
Punting: Lewis Colbert 99-4,033 yds., 40.7 avg., 23 In 20, 56 LG
Punt Returns: Jeff Smith 29-245 yds., 8.4 avg., 0 TDs
Kickoff Returns: Boyce Green 10-254 yds., 25.4 avg., 1 TD

LEAGUE STANDINGS



AMERICAN FOOTBALL CONFERENCE

Western Division

	W	L	T	Pct.
Denver	11	5	0	.688
Kansas City †	10	6	0	.625
Seattle	10	6	0	.625
L.A. Raiders	8	8	0	.500
San Diego	4	12	0	.250

Central Division

	W	L	T	Pct.
Cleveland	12	4	0	.750
Cincinnati	10	6	0	.625
Pittsburgh	6	10	0	.325
Houston	5	11	0	.313

Eastern Division

	W	L	T	Pct.
New England	11	5	0	.688
N.Y. Jets †	10	6	0	.625
Miami	8	8	0	.500
Buffalo	4	12	0	.250
Indianapolis	3	13	0	.188



NATIONAL FOOTBALL CONFERENCE

Western Division

	W	L	T	Pct.
San Francisco	10	5	1	.656
L.A. Rams †	10	6	0	.625
Atlanta	7	8	1	.469
New Orleans	7	9	0	.438

Central Division

	W	L	T	Pct.
Chicago	14	2	0	.875
Minnesota	9	7	0	.563
Detroit	5	11	0	.313
Green Bay	4	12	0	.250
Tampa Bay	2	14	0	.125

Eastern Division

	W	L	T	Pct.
N.Y. Giants	14	2	0	.875
Washington †	12	4	0	.750
Dallas	7	9	0	.438
Philadelphia	5	10	1	.344
St. Louis	4	11	1	.281

AFC Championship: Denver 23, Cleveland 20 OT

NFC Championship: N.Y. Giants 17, Washington 0

Super Bowl XXI: N.Y. Giants 39, Denver 20

REGULAR STARTERS

OFFENSE

WR	Carlos Carson
	Henry Marshall
LT	Irv Eatman
LG	Brad Budde
C	Rick Donnalley
RG	Mark Adickes
RT	Dave Lutz
TE	Walt Arnold
WR	Stephone Paige
QB	Todd Blackledge
	Bill Kenney
RB	Herman Heard
RB	Mike Pruitt
K	Nick Lowery

DEFENSE

LE	Art Still
NT	Bill Maas
RE	Pete Koch
LOLB	Louis Cooper
LILB	Dino Hackett
RILB	Scott Radecic
ROLB	Tim Cofield
LCB	Albert Lewis
RCB	Kevin Ross
SS	Lloyd Burruss
FS	Deron Cherry
P	Lewis Colbert

PRO BOWLERS IN BOLD

TEAM STATISTICS

	CHIEFS	OPP.
TOTAL FIRST DOWNS	264	310
Rushing/Passing/Penalty	83/152/29	111/173/26
3rd Down: Made/Att.	74/220	80/224
3rd Down Pct.	33.6	35.7
4th Down: Made/Att.	5/9	7/16
4th Down Pct.	55.6	43.8
TOTAL NET YARDS	4,218	4,934
Avg. Per Game	263.6	308.4
Total Plays	1,003	1,098
Avg. Per Play	4.2	4.5
NET YARDS RUSHING	1,468	1,739
Avg. Per Game	91.8	108.7
Total Rushes	432	485
Avg. Per Play	3.4	3.6
NET YARDS PASSING	2,750	3,195
Avg. Per Game	171.9	199.7
Sacked/Yards Lost	50/372	44/360
Gross Yards	3,122	3,555
Attempts/Completions	521/257	569/303
Pct. of Completions	49.3	53.3
Had Intercepted	18	31
PUNTS/AVERAGE	99/40.7	83/37.0
Net Punting Avg.	33.7	30.9
PUNT RETURNS/YARDS	35/265	52/572
KICKOFF RETURNS/YARDS	56/1,117	71/1,278
PENALTIES/YARDS	97/829	114/965
FUMBLES/LOST	27/17	26/18
TOUCHDOWNS	43	38
Rushing/Passing	10/23	13/21
Returns: Off./Def./Kicking Game*	1/4/5	0/3/1
TIME OF POSSESSION	28:29	31:31

SCORE BY PERIODS	1	2	3	4	OT	Total
CHIEFS TOTAL	67	113	83	95	0	358
Opp. Total	49	121	90	66	0	326





6-10 • 5th AFC West • John Mackovic

Preseason (3-1)

8/10	W	35-27	at Cincinnati	41,115
8/17	L	13-31	NEW ENGLAND	35,162
8/24	W	24-19	at Houston	36,501
8/31	W	17-13	ST. LOUIS	38,618

Regular Season (6-10)

9/8	W	47-27	at New Orleans	57,760
9/12	W	36-20	L.A. RAIDERS (Thur) (N)	72,686
9/22	L	0-31	at Miami	69,791
9/29	W	28-7	SEATTLE	50,485
10/6	L	10-19	at L.A. Raiders	55,133
10/13	L	20-31	at San Diego	50,067
10/20	L	0-16	L.A. RAMS	64,474
10/27	L	10-30	DENVER	68,248
11/3	L	20-23	at Houston	41,238
11/10	L	28-36	PITTSBURGH	46,126
11/17	L	3-31	at San Francisco	56,447
11/24	W	20-7	INDIANAPOLIS	21,762
12/1	L	6-24	at Seattle	52,655
12/8	W	38-10	ATLANTA	18,199
12/14	L	13-14	at Denver (Sat)	69,209
12/22	W	38-34	SAN DIEGO	18,178

INDIVIDUAL STATISTICS

	PASSING							
	Att.	Cmp.	Yds.	Pct.	TD	Int	LG	Rating
Kenney	338	181	2,536	53.6	17	9	84t	83.6
Blackledge	172	86	1,190	50.0	6	14	70t	50.3
Horton	1	0	0	0	0	0	0	39.6
CHIEFS TOTALS	511	267	3,726	52.3	23	23	84t	72.3
Opp. Total	576	332	3,752	57.6	22	27	56t	70.5

	PASS RECEIVING				
	No.	Yds.	Avg.	LG	TD
Carson	47	843	17.9	37t	4
Paige	43	943	21.9	84t	10
Heard	31	257	8.3	27	2
W. Arnold	28	339	12.1	38	1
Horton	28	185	6.6	22	1
Marshall	25	446	17.8	50	0
Smith	18	157	8.7	45t	2
Hancock	15	286	19.1	48	2
King	7	45	6.4	8	0
Pruitt	7	43	6.1	9	0
Scott	5	61	12.2	21	0
Holston	5	51	10.2	17	0
Hayes	5	39	7.8	12	1
Jones	3	31	10.3	15	0
CHIEFS TOTALS	267	3,726	14.0	84t	23
Opp. Total	332	3,752	11.3	56t	22

	RUSHING				
	No.	Yds.	Avg.	LG	TD
Heard	164	595	3.6	33	4
Pruitt	105	366	3.5	54	2
Horton	48	146	3.0	19t	3
Smith	30	118	3.9	27	0
Blackledge	17	97	5.7	25	0
King	28	83	3.0	9	0
Carson	3	25	8.3	13	0
Lacy	6	21	3.5	6	0
Jones	12	19	1.6	7	0
Paige	1	15	15.0	15	0
Kenney	14	1	0.1	5	1
CHIEFS TOTALS	428	1,486	3.5	54	10
Opp. Total	513	2,169	4.2	50	18

TEAM LEADERS

Scoring: Nick Lowery 107 pts: 35 PATs, 24 FGs
INTs: Albert Lewis 8-59 yds., 0 TDs
Tackles: Deron Cherry 134 (85 solo)
Sacks: Bill Maas 7.0 (-51.0 yds.)
Punting: Jim Arnold 93-3,827 yds., 41.2 avg., 15 In 20, 62 LG
Punt Returns: Garcia Lane 43-381 yds., 8.9 avg., 0 TDs
Kickoff Returns: Jeff Smith 33-654 yds., 19.8 avg., 0 TDs

LEAGUE STANDINGS



AMERICAN FOOTBALL CONFERENCE

Western Division

	W	L	T	Pct.
L.A. Raiders	12	4	0	.750
Denver	11	5	0	.688
Seattle	8	8	0	.500
San Diego	8	8	0	.500
Kansas City	6	10	0	.375

Central Division

	W	L	T	Pct.
Cleveland	8	8	0	.500
Cincinnati	7	9	0	.438
Pittsburgh	7	9	0	.438
Houston	5	11	0	.313

Eastern Division

	W	L	T	Pct.
Miami	12	4	0	.750
N.Y. Jets †	11	5	0	.688
New England †	11	5	0	.688
Indianapolis	5	11	0	.313
Buffalo	2	14	0	.125



NATIONAL FOOTBALL CONFERENCE

Western Division

	W	L	T	Pct.
L.A. Rams	11	5	0	.688
San Francisco †	10	6	0	.625
New Orleans	5	11	0	.313
Atlanta	4	12	0	.250

Central Division

	W	L	T	Pct.
Chicago	15	1	0	.938
Green Bay	8	8	0	.500
Minnesota	7	9	0	.438
Detroit	7	9	0	.438
Tampa Bay	2	14	0	.125

Eastern Division

	W	L	T	Pct.
Dallas	10	6	0	.625
N.Y. Giants †	10	6	0	.625
Washington	10	6	0	.625
Philadelphia	7	9	0	.438
St. Louis	5	11	0	.313

AFC Championship: New England 31, Miami 14

NFC Championship: Chicago 24, L.A. Rams 0

Super Bowl XX: Chicago 46, New England 10

REGULAR STARTERS

OFFENSE		DEFENSE	
WR	Carlos Carson	LE	Art Still
LT	Matt Herkenhoff	NT	Bill Maas
LG	Brad Budde	RE	Mike Bell
	Scott Auer	LOLB	Calvin Daniels
C	Bob Rush	LILB	Scott Radecic
RG	Bob Olderman	RILB	Gary Spani
RT	Dave Lutz	ROLB	Ken Jolly
TE	Walt Arnold	LCB	Albert Lewis
WR	Henry Marshall	RCB	Kevin Ross
	Stephone Paige	SS	Lloyd Burruss
QB	Bill Kenney	FS	Deron Cherry
	Todd Blackledge	P	Jim Arnold
RB	Herman Heard		
RB	Mike Pruitt		
	Bruce King		
K	Nick Lowery		

PRO BOWLERS IN BOLD

TEAM STATISTICS

	CHIEFS	OPP.				
TOTAL FIRST DOWNS	258	336				
Rushing/Passing/Penalty	79/158/21	129/184/23				
3rd Down: Made/Att.	76/225	99/239				
3rd Down Pct.	33.8	41.4				
4th Down: Made/Att.	7/15	11/21				
4th Down Pct.	46.7	52.4				
TOTAL NET YARDS	4,877	5,658				
Avg. Per Game	304.8	353.6				
Total Plays	982	1,126				
Avg. Per Play	5.0	5.0				
NET YARDS RUSHING	1,486	2,169				
Avg. Per Game	92.9	135.6				
Total Rushes	428	513				
Avg. Per Play	3.5	4.2				
NET YARDS PASSING	3,391	3,489				
Avg. Per Game	211.9	218.1				
Sacked/Yards Lost	43/335	37/263				
Gross Yards	3,726	3,752				
Attempts/Completions	511/267	576/332				
Pct. of Completions	52.3	57.6				
Had Intercepted	23	27				
PUNTS/AVERAGE	95/40.3	75/41.2				
Net Punting Avg.	32.3	34.2				
PUNT RETURNS/YARDS	43/381	48/530				
KICKOFF RETURNS/YARDS	59/1,115	69/1,626				
PENALTIES/YARDS	87/666	89/777				
FUMBLES/LOST	22/11	25/14				
TOUCHDOWNS	35	41				
Rushing/Passing	10/23	18/22				
Defensive/Kicking Game	2/0	0/1				
TIME OF POSSESSION	28:08	31:52				
SCORE BY PERIODS	1	2	3	4	OT	Total
CHIEFS TOTAL	77	111	66	63	0	317
Opp. Total	39	135	65	121	0	360





8-8 • 4th AFC West • John Mackovic

Preseason (1-3)

8/4	L	20-34	NEW ORLEANS	34,230
8/10	L	10-14	at St. Louis	30,233
8/18	W	31-13	CLEVELAND	33,074
8/24	L	7-36	at New England	22,721

Regular Season (8-8)

9/2	W	37-27	at Pittsburgh	56,709
9/9	W	27-22	at Cincinnati	47,111
9/16	L	20-22	L.A. RAIDERS	75,111
9/23	L	0-21	at Denver	74,263
9/30	W	10-6	CLEVELAND	40,785
10/7	L	16-17	N.Y. JETS	53,167
10/14	W	31-13	SAN DIEGO	67,465
10/21	L	7-28	at N.Y. Jets	76,891
10/28	W	24-20	TAMPA BAY	41,710
11/4	L	0-45	at Seattle	64,915
11/11	L	16-17	HOUSTON	44,464
11/18	L	7-17	at L.A. Raiders	48,575
11/25	L	27-28	at N.Y. Giants	74,383
12/2	W	16-13	DENVER	38,949
12/9	W	34-7	SEATTLE	34,855
12/16	W	42-21	at San Diego	40,211

INDIVIDUAL STATISTICS

	PASSING							Rating
	Att.	Cmp.	Yds.	Pct.	TD	Int	LG	
Kenney	282	151	2,098	53.5	15	10	65t	80.7
Blackledge	294	147	1,707	50.0	6	11	46t	59.2
Osiecki	17	7	64	41.2	0	1	19	27.6
CHIEFS TOTALS	593	305	3,869	51.4	21	22	65t	68.5
Opp. Total	586	332	4,009	56.7	19	30	80t	67.3

	PASS RECEIVING				TD
	No.	Yds.	Avg.	LG	
Marshall	62	912	14.7	37	4
Carson	57	1078	18.9	57	4
Brown	38	236	6.2	17	0
Paige	30	541	18.0	65t	4
Scott	28	253	9.0	27	3
Heard	25	223	8.9	17	0
B. Jackson	15	101	6.7	11	1
Lacy	13	87	6.7	20	2
W. Arnold	11	95	8.6	15	1
Hancock	10	217	21.7	46t	1
Smith	8	69	8.6	16	0
Beckman	7	44	6.3	9	1
Little	1	13	13.0	13	0
CHIEFS TOTALS	305	3,869	12.7	65t	21
Opp. Total	332	4,009	12.1	80t	19

	RUSHING				TD
	No.	Yds.	Avg.	LG	
Heard	165	684	4.2	69t	4
Brown	97	337	3.5	25	4
B. Jackson	50	225	4.5	16	1
Lacy	46	165	3.6	24t	2
Blackledge	18	102	5.7	26	1
Paige	3	19	6.3	9	0
Gunter	15	12	0.8	4	0
Ricks	2	1	0.5	1	0
W. Arnold	1	0	0.0	0	0
Osiecki	1	-2	-2.0	-2	0
Kenney	9	-8	-0.9	1	0
Carson	1	-8	-8.0	-8	0
CHIEFS TOTALS	408	1,527	3.7	69t	12
Opp. Total	523	1,980	3.8	52	10

TEAM LEADERS

Scoring: Nick Lowery 104 pts: 35 PATs, 23 FGs
 INTs: Deron Cherry 7-140 yds., 0 TDs
 Tackles: Art Still 131 (107 solo.)
 Sacks: Art Still 14.5 (-86.0 yds.)
 Punting: Jim Arnold 98-4,397 yds., 44.9 avg., 22 In 20, 63 LG
 Punt Returns: J.T. Smith 39-332 yds., 8.5 avg., 0 TDs
 Kickoff Returns: J.T. Smith 19-391 yds., 20.6 avg., 0 TDs

LEAGUE STANDINGS



AMERICAN FOOTBALL CONFERENCE

Western Division

	W	L	T	Pct.
Denver	13	3	0	.813
Seattle †	12	4	0	.750
L.A. Raiders †	11	5	0	.688
Kansas City	8	8	0	.500
San Diego	7	9	0	.438

Central Division

	W	L	T	Pct.
Pittsburgh	9	7	0	.563
Cincinnati	8	8	0	.500
Cleveland	5	11	0	.313
Houston	3	13	0	.188

Eastern Division

	W	L	T	Pct.
Miami	14	2	0	.875
New England	9	7	0	.563
N.Y. Jets	7	9	0	.438
Indianapolis	4	12	0	.250
Buffalo	2	14	0	.125



NATIONAL FOOTBALL CONFERENCE

Western Division

	W	L	T	Pct.
San Francisco	15	1	0	.938
L.A. Rams †	10	6	0	.625
New Orleans	7	9	0	.438
Atlanta	4	12	0	.250

Central Division

	W	L	T	Pct.
Chicago	10	6	0	.625
Green Bay	8	8	0	.500
Tampa Bay	6	10	0	.375
Detroit	4	11	1	.281
Minnesota	3	13	0	.188

Eastern Division

	W	L	T	Pct.
Washington	11	5	0	.688
N.Y. Giants †	9	7	0	.563
St. Louis	9	7	0	.563
Dallas	9	7	0	.563
Philadelphia	6	9	1	.406

AFC Championship: Miami 45, Pittsburgh 28
NFC Championship: San Francisco 23, Chicago 0
Super Bowl XIX: San Francisco 38, Miami 16

REGULAR STARTERS

OFFENSE

WR	Carlos Carson
LT	Matt Herkenhoff
LG	Brad Budde
C	Bob Rush
RG	Tom Condon
RT	Dave Lutz
	Jim Rourke
	Willie Scott
TE	Henry Marshall
WR	Henry Marshall
QB	Bill Kenney
	Todd Blackledge
RB	Herman Heard
	Theotis Brown
RB	Billy Jackson
K	Nick Lowery

DEFENSE

LE	Art Still
NT	Bill Maas
RE	Mike Bell
LOLB	Ken McAlister
LILB	John Zamberlin
	Jerry Blanton
RILB	Gary Spani
ROLB	Calvin Daniels
LCB	Albert Lewis
RCB	Kevin Ross
SS	Lloyd Burruss
FS	Deron Cherry
P	Jim Arnold

PRO BOWLERS IN BOLD

TEAM STATISTICS

	CHIEFS	OPP.
TOTAL FIRST DOWNS	295	335
Rushing/Passing/Penalty	88/178/29	121/192/22
3rd Down: Made/Att.	73/221	89/246
3rd Down Pct.	33.0	36.2
4th Down: Made/Att.	1/6	9/24
4th Down Pct.	16.7	37.5
TOTAL NET YARDS	5,095	5,625
Avg. Per Game	318.4	351.6
Total Plays	1,034	1,159
Avg. Per Play	4.9	4.9
NET YARDS RUSHING	1,527	1,980
Avg. Per Game	95.4	123.8
Total Rushes	408	523
Avg. Per Play	3.7	3.8
NET YARDS PASSING	3,568	3,645
Avg. Per Game	223.0	227.8
Sacked/Yards Lost	33/301	50/364
Gross Yards	3,869	4,009
Attempts/Completions	593/305	586/329
Pct. of Completions	51.4	56.7
Had Intercepted	22	30
PUNTS/AVERAGE	98/44.9	91/40.0
Net Punting Avg.	37.5	33.6
PUNT RETURNS/YARDS	43/346	60/461
KICKOFF RETURNS/YARDS	56/1,061	64/1,354
PENALTIES/YARDS	998/801	108/951
FUMBLES/LOST	34/15	18/11
TOUCHDOWNS	35	38
Rushing/Passing	12/21	10/19
Defensive/Kicking Game	2/0	9/0
TIME OF POSSESSION	27:25	32:25

SCORE BY PERIODS	1	2	3	4	OT	Total
CHIEFS TOTAL	57	105	61	91	0	314
Opp. Total	37	127	73	87	0	324





6-10 • 5th AFC West • John Mackovic

Preseason (2-2)

8/6	W	24-7	at Cincinnati	42,662
8/13	L	13-17	DETROIT	32,885
8/20	W	17-16	ST. LOUIS	34,070
8/27	L	17-20	at Chicago	56,311

Regular Season (6-10)

9/4	W	17-13	SEATTLE	42,531
9/12	L	14-17	SAN DIEGO (Mon) (N)	62,150
9/18	L	12-27	at Washington	52,610
9/25	L	6-14	at Miami	50,785
10/2	W	38-14	ST. LOUIS	58,975
10/9	L	20-21	at L.A. Raiders	40,492
10/16	W	38-17	N.Y. GIANTS	55,449
10/23	W	13-10 OT	at Houston	39,462
10/30	L	24-27	at Denver	76,640
11/6	L	20-28	L.A. RAIDERS	75,497
11/13	W	20-15	CINCINNATI	46,711
11/20	L	21-41	at Dallas	64,102
11/27	L	48-51 OT	at Seattle	56,793
12/4	L	9-14	BUFFALO	27,104
12/11	L	38-41	at San Diego	35,510
12/18	W	48-17	DENVER	11,377

INDIVIDUAL STATISTICS

	Att.	Cmp.	Yds.	Pct.	TD	Int	LG	Rating
Kenney	603	346	4,348	57.4	24	18	53	80.8
Blackledge	34	20	259	58.8	3	0	43	112.3
J. Thomas	2	1	18	50	1	1	18t	81.3
Carson	1	1	48	100.0	1	0	48	158.3
Brown	1	1	11	100.0	0	0	11	112.5
Marshall	0	0	0	0.0	0	0	0	0.0
CHIEFS TOTALS	641	369	4,684	57.6	29	19	53	83.2
Opp. Total	500	261	3,361	52.2	21	30	58	62.6

PASS RECEIVING

	No.	Yds.	Avg.	LG	TD
Carson	80	1,351	16.9	50t	7
Marshall	50	788	15.8	52	6
Brown	47	418	8.9	53	2
Hancock	37	584	15.8	50	1
B. Jackson	32	243	7.6	29	0
Paige	30	528	17.6	43	6
K. Thomas	28	236	8.4	25	1
Scott	29	247	8.5	22	6
Beckman	13	130	10.0	20	0
J. Thomas	10	51	5.1	9	0
J.T. Smith	7	85	12.1	18	0
Ricks	3	5	1.7	7	0
Hadnot	2	18	9.0	16	0
Kenney	1	0	0.0	0	0
CHIEFS TOTALS	369	4,684	12.7	53	29
Opp. Total	261	3,361	12.9	58	21

RUSHING

	No.	Yds.	Avg.	LG	TD
B. Jackson	152	499	3.3	19	2
Brown	124	467	3.8	49t	8
J. Thomas	44	115	2.6	11	0
Kenney	23	59	2.6	11	3
K. Thomas	15	55	3.7	28	0
Ricks	21	28	1.3	10	0
Carson	2	20	10.0	18	0
Hadnot	4	10	2.5	7	0
Scott	1	1	1.0	1	0
Blackledge	1	0	0.0	0	0
CHIEFS TOTALS	387	1,254	3.2	49t	13
Opp. Total	554	2,275	4.1	60	18

TEAM LEADERS

Scoring: Nick Lowery 116 pts: 44 PATs, 24 FGs
INTs: DeRon Cherry 7-100 yds., 0 TDs
Tackles: Jerry Blanton 136 (83 solo)
Sacks: Mike Bell 10.0 (-62.0 yds.)
Punting: Jim Arnold 93-3,710 yds., 39.9 avg., 21 In 20, 64 LG
Punt Returns: J.T. Smith 26-210 yds., 8.1 avg., 0 TDs
Kickoff Returns: Theotis Brown 15-301 yds., 20.1 avg., 0 TDs

LEAGUE STANDINGS



AMERICAN FOOTBALL CONFERENCE

Western Division

	W	L	T	Pct.
L.A. Raiders	12	4	0	.750
Seattle †	9	7	0	.563
Denver †	9	7	0	.563
San Diego	6	10	0	.375
Kansas City	6	10	0	.375

Central Division

	W	L	T	Pct.
Pittsburgh	10	6	0	.625
Cleveland	9	7	0	.563
Cincinnati	7	9	0	.483
Houston	2	14	0	.125

Eastern Division

	W	L	T	Pct.
Miami	12	4	0	.750
New England	8	8	0	.500
Buffalo	8	8	0	.500
Baltimore	7	9	0	.438
N.Y. Jets	7	9	0	.438



NATIONAL FOOTBALL CONFERENCE

Western Division

	W	L	T	Pct.
San Francisco	10	6	0	.625
L.A. Rams †	9	7	0	.563
New Orleans	8	8	0	.500
Atlanta	7	9	0	.438

Central Division

	W	L	T	Pct.
Detroit	9	7	0	.563
Chicago	8	8	0	.500
Green Bay	8	8	0	.500
Minnesota	8	8	0	.500
Tampa Bay	2	14	0	.125

Eastern Division

	W	L	T	Pct.
Washington	14	2	0	.875
Dallas †	12	4	0	.750
St. Louis	8	7	1	.531
Philadelphia	5	11	0	.313
N.Y. Giants	3	12	1	.219

AFC Championship: L.A. Raiders 30, Seattle 14

NFC Championship: Washington 24, San Francisco 21

Super Bowl XVIII: L.A. Raiders 38, Washington 9

REGULAR STARTERS

OFFENSE

WR	Carlos Carson
LT	Matt Herkenhoff
LG	Brad Budde
C	Bob Rush
RG	Tom Condon
	Bob Simmons
RT	Dave Lutz
TE	Willie Scott
WR	Anthony Hancock
	Henry Marshall
QB	Bill Kenney
TE	Ed Beckman
RB	Theotis Brown
RB	Billy Jackson
K	Nick Lowery

DEFENSE

LE	Art Still
NT	Dino Mangiero
RE	Mike Bell
LOLB	Thomas Howard
LILB	Jerry Blanton
RILB	Gary Spani
ROLB	Calvin Daniels
LCB	Gary Green
RCB	Lucious Smith
SS	Lloyd Burruss
FS	DeRon Cherry
P	Jim Arnold

PRO BOWLERS IN BOLD

TEAM STATISTICS

	CHIEFS	OPP.
TOTAL FIRST DOWNS	314	319
Rushing/Passing/Penalty	83/208/23	136/158/25
3rd Down: Made/Att.	93/233	83/221
3rd Down Pct.	39.9	38.5
4th Down: Made/Att.	4/9	7/12
4th Down Pct.	44.4	58.3
TOTAL NET YARDS	5,595	5,386
Avg. Per Game	349.7	336.6
Total Plays	1,074	1,089
Avg. Per Play	5.2	4.9
NET YARDS RUSHING	1,254	2,275
Avg Per Game	78.4	142.2
Total Rushes	387	554
Avg. Per Play	3.2	4.1
NET YARDS PASSING	4,341	3,111
Avg. Per Game	271.3	194.4
Sacked/Yards Lost	46/343	35/250
Gross Yards	4,684	3,361
Attempts/Completions	641/369	500/261
Pct. of Completions	57.6	52.2
Had Intercepted	19	30
PUNTS/AVERAGE	93/39.9	85/41.2
Net Punting Avg.	32.6	33.8
PUNT RETURNS/YARDS	40/291	54/559
KICKOFF RETURNS/YARDS	54/929	75/1,528
PENALTIES/YARDS	113/911	105/837
FUMBLES/LOST	31/19	35/21
TOUCHDOWNS	45	44
Rushing/Passing	13/29	18/21
Returns: Off./Def./Kicking Game*	0/3/0	1/2/1
TIME OF POSSESSION	28:52	31:08

SCORE BY PERIODS	1	2	3	4	OT	Total
CHIEFS TOTAL	86	96	85	116	3	386
Opp. Total	57	89	88	130	3	367





3-6 • 11th AFC • Marv Levy

Preseason (2-1-1)

8/13W 26-20	CINCINNATI	39,815
8/21 L 3-6	at New Orleans	46,585
8/28 T 17-17 OT	MIAMI	42,290
9/4 W 10-6	at St. Louis	39,926

Regular Season (3-6)

9/12 L 9-14	at Buffalo	79,383
9/19 W 19-12	SAN DIEGO	60,514
9/23	ATLANTA	Cancelled*
10/3	at Seattle	Cancelled*
10/10	HOUSTON	Cancelled*
10/17	at San Diego	Cancelled*
10/24	N.Y. JETS	Rescheduled (1/2)*
10/31	SEATTLE	Cancelled*
11/7	at Oakland	Cancelled*
11/14	DENVER	Cancelled*
11/21 L 17-27	at New Orleans	39,341
11/28 L 14-20	at L.A. Rams	45,793
12/5 L 14-35	at Pittsburgh	52,090
12/12 L 16-21	OAKLAND	26,307
12/19 W 37-16	at Denver	74,192
12/26 L 13-26	SAN FRANCISCO	24,319
1/2 W 37-13	N.Y. JETS	11,902

*Season shortened to nine games due to NFLPA strike.

INDIVIDUAL STATISTICS

	Att.	Cmp.	PASSING			TD	Int	LG	Rating
			Yds.	Pct.	TD				
Kenney	169	95	1,192	56.2	7	6	51	77.3	
Fuller	93	49	665	52.7	3	2	51	77.6	
Gagliano	1	1	7	100.0	0	0	7	95.8	
Marshall	1	0	0	0.0	0	0	0	39.6	
CHIEFS TOTALS	264	145	1,864	54.9	10	8	51	77.3	
Opp. Total	262	155	1,787	59.2	12	12	74t	76.0	

	No.	Yds.	Avg.	LG	TD
Marshall	40	549	13.7	44t	3
Carson	27	494	18.3	51	2
Dixon	18	251	13.9	37	2
Hadnot	14	96	6.9	28	0
Delaney	11	53	4.8	13	0
Smith	10	168	16.8	51	1
Scott	8	49	6.1	13	1
Hancock	7	116	16.6	41t	1
B. Jackson	5	41	8.2	13	0
Rome	2	25	12.5	16	0
Gaines	2	17	8.5	7	0
Bledsoe	1	5	5.0	5	0
CHIEFS TOTALS	145	1,864	12.9	51	10
Opp. Total	155	1,787	11.5	74t	12

	No.	Yds.	Avg.	LG	TD
Delaney	95	380	4.0	36	0
B. Jackson	86	243	2.8	18	3
Hadnot	46	172	3.7	25	0
Fuller	10	56	5.6	12	0
Kenney	13	40	3.1	12	0
Marshall	3	25	8.3	16	0
Bledsoe	10	20	2.0	5	0
Thompson	4	7	1.8	4	0
Gaines	1	0	0.0	0	0
Studdard	1	0	0.0	0	0
CHIEFS TOTALS	269	943	3.5	36	3
Opp. Total	280	1,065	3.8	24	7

TEAM LEADERS

Scoring: Nick Lowery 74 pts: 17 PATs, 19 FGs
INTs: Eric Harris 3-66 yds., 1 TD
 Gary Barbaro 3-48 yds., 1 TD
Tackles: Art Still 68 (44 solo)
Sacks: Art Still 4.0 (-34.0 yds.)
Punting: Jeff Gossett 33-1,366 yds., 41.1 avg., 6 In 20, 56 LG
Punt Returns: Anthony Hancock 12-103 yds., 8.6 avg., 0 TDs
Kickoff Returns: Anthony Hancock 27-609 yds., 22.6 avg., 0 TDs

LEAGUE STANDINGS



AMERICAN FOOTBALL CONFERENCE



NATIONAL FOOTBALL CONFERENCE

	W	L	T	Pct.
L.A. Raiders	8	1	0	.889
Miami	7	2	0	.778
Cincinnati	7	2	0	.778
Pittsburgh	6	3	0	.667
San Diego	6	3	0	.667
N.Y. Jets	6	3	0	.667
New England	5	4	0	.556
Cleveland	4	5	0	.444
Buffalo	4	5	0	.444
Seattle	4	5	0	.444
Kansas City	3	6	0	.333
Denver	2	7	0	.222
Houston	1	8	0	.111
Baltimore	0	8	1	.056

	W	L	T	Pct.
Washington	8	1	0	.889
Dallas	6	3	0	.667
Green Bay	5	3	1	.611
Minnesota	5	4	0	.556
Atlanta	5	4	0	.556
St. Louis	5	4	0	.556
Tampa Bay	5	4	0	.556
Detroit	4	5	0	.444
New Orleans	4	5	0	.444
N.Y. Giants	4	5	0	.444
San Francisco	3	6	0	.333
Chicago	3	6	0	.333
Philadelphia	3	6	0	.333
L.A. Rams	2	7	0	.222

As the result of a 57-day players' strike, the 1982 NFL regular season schedule was reduced from 16 to nine games. At the conclusion of the regular season, the NFL conducted a 16-team postseason Super Bowl Tournament. Eight teams from each conference were seeded 1-8 based on their records during the season.

AFC Championship: Miami 14, N.Y. Jets 0
NFC Championship: Washington 31, Dallas 17
Super Bowl XVII: Washington 27, Miami 17

REGULAR STARTERS

OFFENSE		DEFENSE	
WR	Henry Marshall	LE	Art Still
LT	Matt Herkenhoff	NT	Ken Kremer
LG	Brad Budde	RE	Mike Bell
C	Jack Rudnay		Dave Lindstrom
RG	Tom Condon	LOLB	Thomas Howard
RT	Charlie Getty	LILB	Jerry Blanton
TE	Al Dixon	RILB	Gary Spani
WR	Carlos Carson	ROLB	Charles Jackson
QB	Bill Kenney	LCB	Gary Green
RB	Joe Delaney	RCB	Eric Harris
RB	Billy Jackson	SS	Lloyd Burruss
K	Nick Lowery	FS	Gary Barbaro
		P	Jeff Gossett

PRO BOWLERS IN BOLD

TEAM STATISTICS

	CHIEFS	OPP.
TOTAL FIRST DOWNS	163	170
Rushing/Passing/Penalty	71/79/13	69/92/9
3rd Down: Made/Att.	48/126	65/123
3rd Down Pct.	38.1	52.8
4th Down: Made/Att.	7/12	2/4
4th Down Pct.	58.3	50.0
TOTAL NET YARDS	2,498	2,732
Avg. Per Game	277.6	303.6
Total Plays	573	557
Avg. Per Play	4.4	4.9
NET YARDS RUSHING	943	1,065
Avg. Per Game	104.8	118.3
Total Rushes	269	280
Avg. Per Play	3.5	3.8
NET YARDS PASSING	1,555	1,667
Avg. Per Game	172.8	185.2
Sacked/Yards Lost	40/309	15/120
Gross Yards	1,864	1,787
Attempts/Completions	264/145	262/155
Pct. of Completions	54.9	59.2
Had Intercepted	8	12
PUNTS/AVERAGE	38/40.5	37/39.7
Net Punting Avg.	29.0	32.1
PUNT RETURNS/YARDS	15/129	22/338
KICKOFF RETURNS/YARDS	34/723	42/794
PENALTIES/YARDS	43/372	60/486
FUMBLES/LOST	13/4	23/10
TOUCHDOWNS	17	22
Rushing/Passing	3/10	7/19
Defensive/Kicking Game	3/1	1/2
TIME OF POSSESSION	30:12	29:48

SCORE BY PERIODS	1	2	3	4	OT	Total
CHIEFS TOTAL	33	63	16	64	0	176
Opp. Total	40	55	31	58	0	184





9-7 • 3rd AFC West • Marv Levy

Preseason (1-3)

8/7	L	10-16	at Washington	32,488
8/15	W	13-0	CHICAGO	41,099
8/22	L	3-16	ST. LOUIS	42,550
8/28	L	7-31	at Miami	36,896

Regular Season (9-7)

9/6	W	37-33	at Pittsburgh	53,305
9/13	W	19-10	TAMPA BAY	50,555
9/20	L	31-42	SAN DIEGO	63,866
9/27	W	20-14	at Seattle	59,255
10/4	L	17-33	at New England	55,931
10/11	W	27-0	OAKLAND	76,543
10/18	W	28-14	DENVER	74,672
10/25	W	28-17	at Oakland	42,914
11/1	L	20-22	at San Diego	51,307
11/8	L	13-16 OT	CHICAGO	60,605
11/15	W	23-10	HOUSTON	73,984
11/22	W	40-13	SEATTLE	49,002
11/26	L	10-27	at Detroit (Thur) (Thns)	76,735
12/6	L	13-16	at Denver	74,744
12/13	L	7-17	MIAMI	57,407
12/20	W	10-6	at Minnesota	41,110

INDIVIDUAL STATISTICS

	PASSING							Rating
	Att.	Cmp.	Yds.	Pct.	TD	Int	LG	
Kenney	274	147	1,983	53.6	9	16	64t	63.6
Fuller	134	77	934	57.5	3	4	53	74.0
Marshall	1	0	0	0.0	0	1	0	0.0
Hadnot	1	0	0	0.0	0	1	0	0.0
CHIEFS TOTALS	410	224	2,917	54.6	12	22	64t	64.7
Opp. Total	567	291	3,821	51.3	16	26	86t	63.2

	PASS RECEIVING				
	No.	Yds.	Avg.	LG	TD
J.T. Smith	63	852	13.5	42	2
Marshall	38	620	16.3	64t	4
Dixon	29	356	12.3	48	2
Hadnot	23	215	9.3	20	0
Delaney	22	246	11.2	61	0
Rome	17	203	11.9	23	1
McKnight	8	77	9.6	23	0
Carson	7	179	25.6	53	1
B. Jackson	6	31	5.2	10	1
Scott	5	72	14.4	26	1
Bledsoe	3	27	9.0	17	0
Murphy	2	36	18.0	22	0
Williams	1	3	3.0	3	0
CHIEFS TOTALS	224	2,917	13.0	64t	12
Opp. Total	291	3,821	13.1	86t	16

	RUSHING				
	No.	Yds.	Avg.	LG	TD
Delaney	234	1,121	4.8	82t	3
Hadnot	140	603	4.3	30	3
B. Jackson	111	398	3.6	31	10
McKnight	54	195	3.6	26	5
Fuller	19	118	6.2	27	0
Kenney	24	89	3.7	21	1
Marshall	3	69	23.0	34	0
Bledsoe	20	65	3.3	13	0
Williams	2	0	0.0	3	0
Carson	1	-1	-1.0	-1	0
Dixon	1	-5	-5.0	-5	0
Grupp	1	-19	-19.0	-19	0
CHIEFS TOTALS	610	2,633	4.3	82t	22
Opp. Total	507	1,747	3.5	30	17

TEAM LEADERS

Scoring: Nick Lowery 115 pts: 37 PATs, 26 FGs
INTs: Eric Harris 7-109 yds., 1 TD
Tackles: Gary Spani 153 (104 solo)
Sacks: Ken Kremer 8.0 (-57.5 yds.)
Punting: Bob Grupp 41-1,556 yds., 38.0 avg., 5 In 20, 57 LG
Punt Returns: J.T. Smith 50-528 yds., 10.6 avg., 0 TDs
Kickoff Returns: James Murphy 20-457 yds., 22.9 avg., 0 TDs

LEAGUE STANDINGS



AMERICAN FOOTBALL CONFERENCE

Western Division

	W	L	T	Pct.
San Diego	10	6	0	.625
Denver	10	6	0	.625
Kansas City	9	7	0	.563
Oakland	7	9	0	.438
Seattle	6	10	0	.375

Central Division

	W	L	T	Pct.
Cincinnati	12	4	0	.750
Pittsburgh	8	8	0	.500
Houston	7	9	0	.438
Cleveland	5	11	0	.313

Eastern Division

	W	L	T	Pct.
Miami	11	4	1	.719
N.Y. Jets †	10	5	1	.656
Buffalo †	10	6	0	.625
Baltimore	2	14	0	.125
New England	2	14	0	.125



NATIONAL FOOTBALL CONFERENCE

Western Division

	W	L	T	Pct.
San Francisco	13	3	0	.813
Atlanta	7	9	0	.438
Los Angeles	6	10	0	.375
New Orleans	4	12	0	.250

Central Division

	W	L	T	Pct.
Tampa Bay	9	7	0	.563
Detroit	8	8	0	.500
Green Bay	8	8	0	.500
Minnesota	7	9	0	.438
Chicago	6	10	0	.375

Eastern Division

	W	L	T	Pct.
Dallas	12	4	0	.750
Philadelphia †	10	6	0	.625
N.Y. Giants †	9	7	0	.563
Washington	8	8	0	.500
St. Louis	7	9	0	.438

AFC Championship: Cincinnati 27, San Diego 7
NFC Championship: San Francisco 28, Dallas 21
Super Bowl XVI: San Francisco 26, Cincinnati 21

REGULAR STARTERS

OFFENSE

WR	Henry Marshall
LT	Matt Herkenhoff
LG	Brad Budde
C	Jack Rudnay
RG	Tom Condon
RT	Charlie Getty
TE	Al Dixon
WR	J.T. Smith
QB	Bill Kenney
RB	Joe Delaney
RB	James Hadnot
K	Nick Lowery

DEFENSE

LE	Art Still
NT	Don Parrish
	Ken Kremer
RE	Mike Bell
LOLB	Thomas Howard
LILB	Jerry Blanton
RILB	Gary Spani
ROLB	Charles Jackson
LCB	Gary Green
RCB	Eric Harris
SS	Lloyd Burruss
FS	Gary Barbaro
P	Bob Grupp

PRO BOWLERS IN BOLD

TEAM STATISTICS

	CHIEFS	OPP.
TOTAL FIRST DOWNS	315	316
Rushing/Passing/Penalty	160/132/23	112/177/27
3rd Down: Made/Att.	87/215	93/233
3rd Down Pct.	40.5	36.5
TOTAL NET YARDS	5,273	5373
Avg. Per Game	329.6	335.8
Total Plays	1,057	1,101
Avg. Per Play	5.0	4.9
NET YARDS RUSHING	2,633	1,747
Avg. Per Game	164.6	109.2
Total Rushes	610	507
Avg. Per Play	4.3	3.4
NET YARDS PASSING	2,640	3,626
Avg. Per Game	165.0	226.6
Sacked/Yards Lost	37/277	27/195
Gross Yards	2,917	3,821
Attempts/Completions	410/224	567/291
Pct. of Completions	54.6	51.3
Had Intercepted	22	26
PUNTS/AVERAGE	70/38.5	80/38.9
Net Punting Avg.	33.2	30.8
PUNT RETURNS/YARDS	50/528	46/293
KICKOFF RETURNS/YARDS	52/1,043	68/1,296
PENALTIES/YARDS	97/924	89/740
FUMBLES/LOST	36/24	42/21
TOUCHDOWNS	38	34
Rushing/Passing	22/12	17/16
Defensive/Kicking Game	4/0	1/0
TIME OF POSSESSION	31:02	28:58

SCORE BY PERIODS	1	2	3	4	OT	Total
CHIEFS TOTAL	85	69	85	104	0	343
Opp. Total	82	97	51	57	3	290





8-8 • 3rd AFC West • Marv Levy

Preseason (3-1)

8/9	W	42-0	CLEVELAND	38,055
8/18	W	24-10	MINNESOTA	39,879
8/23	W	20-10	at St. Louis	41,687
8/30	L	21-31	at San Francisco (Tucson, AZ)	27,000

Regular Season (8-8)

9/7	L	14-27	OAKLAND	54,269
9/14	L	16-17	SEATTLE	42,403
9/21	L	13-20	at Cleveland	63,614
9/28	L	7-24	SAN DIEGO	45,161
10/5	W	31-17	at Oakland	40,153
10/12	W	21-20	HOUSTON	75,048
10/19	W	23-17	at Denver	74,459
10/26	W	20-17	DETROIT	59,391
11/2	L	24-31	BALTIMORE	52,383
11/9	W	31-30	at Seattle	58,976
11/16	L	7-20	at San Diego	50,248
11/23	W	21-13	at St. Louis	42,871
11/30	L	6-20	CINCINNATI	41,594
12/7	W	31-14	DENVER	40,237
12/14	L	16-21	at Pittsburgh	50,013
12/21	W	38-28	at Baltimore	19,641

INDIVIDUAL STATISTICS

	PASSING							
	Att.	Cmp.	Yds.	Pct.	TD	Int	LG	Rating
Fuller	320	193	2,250	60.3	10	12	77	76.4
Kenney	69	37	542	53.6	5	2	75t	91.6
Clements	12	7	77	58.3	0	0	18	77.4
CHIEFS TOTALS	401	237	2,869	59.1	15	14	77	79.1
Opp. Total	523	278	3,393	53.2	25	28	62	67.0

	PASS RECEIVING				
	No.	Yds.	Avg.	LG	TD
Marshall	47	799	17.0	75t	6
J.T. Smith	46	655	14.2	77	2
Reed	44	422	9.6	34	1
McKnight	38	320	8.4	26	0
Hadnot	15	97	6.5	18	0
Gant	9	68	7.6	33	0
Samuels	8	110	13.8	34	2
Dixon	7	115	16.4	32	1
Belton	5	94	18.8	55	0
Morgado	5	27	5.4	10	1
Carson	5	68	13.6	32	0
Rome	3	58	19.3	33	0
Garcia	3	27	9.0	10	1
Williams	2	9	4.5	6	1
CHIEFS TOTALS	237	2,869	12.1	77	15
Opp. Total	278	3,393	12.2	63	25

	RUSHING				
	No.	Yds.	Avg.	LG	TD
McKnight	206	693	3.4	25	3
Fuller	60	274	4.6	38t	4
Belton	68	273	4.0	14	2
Hadnot	76	244	3.2	11	2
Reed	68	180	2.6	24	0
Morgado	47	120	2.6	11	4
Carson	2	41	20.5	37	0
Gant	9	32	3.6	11	0
Marshall	3	22	7.3	9	0
Kenney	8	8	1.0	4	0
Clements	2	0	0.0	0	0
Grupp	3	-14	-4.7	0	0
CHIEFS TOTALS	552	1,873	3.4	38t	15
Opp. Total	536	2,206	4.1	57	17

TEAM LEADERS

Scoring: Nick Lowery 97 pts: 37 PATs, 20 FGs
INTs: Gary Barbaro 10-163 yds., 0 TDs
Tackles: Gary Spani 149 (96 solo)
Sacks: Art Still 14.5 (-115.0 yds.)
Punting: Bob Grupp 84-3,317 yds., 39.5 avg., 23 In 20, 57 LG
Punt Returns: J.T. Smith 40-581 yds., 14.5 avg., 2 TDs

LEAGUE STANDINGS



AMERICAN FOOTBALL CONFERENCE

Western Division

	W	L	T	Pct.
San Diego	11	5	0	.688
Oakland †	11	5	0	.688
Kansas City	8	8	0	.500
Denver	8	8	0	.500
Seattle	4	12	0	.250

Central Division

	W	L	T	Pct.
Cleveland	11	5	0	.688
Houston †	11	5	0	.688
Pittsburgh	9	7	0	.963
Cincinnati	6	10	0	.375

Eastern Division

	W	L	T	Pct.
Buffalo	11	5	0	.688
New England	10	6	0	.625
Miami	8	8	0	.500
Baltimore	7	9	0	.438
N.Y. Jets	4	12	0	.250



NATIONAL FOOTBALL CONFERENCE

Western Division

	W	L	T	Pct.
Atlanta	12	4	0	.750
Los Angeles †	11	5	0	.688
San Francisco	6	10	0	.375
New Orleans	1	15	0	.063

Central Division

	W	L	T	Pct.
Minnesota	9	7	0	.563
Detroit	9	7	0	.563
Chicago	7	9	0	.438
Tampa Bay	5	10	1	.344
Green Bay	5	10	1	.344

Eastern Division

	W	L	T	Pct.
Philadelphia	12	4	0	.750
Dallas †	12	4	0	.750
Washington	6	10	0	.375
St. Louis	5	11	0	.313
N.Y. Giants	4	12	0	.250

AFC Championship: Oakland 34, San Diego 27

NFC Championship: Philadelphia 20, Dallas 7

Super Bowl XV: Oakland 27, Philadelphia 10

REGULAR STARTERS

OFFENSE

WR	Henry Marshall
LT	Matt Herkenhoff
LG	Bob Simmons
C	Jack Rudnay
RG	Tom Condon
RT	Charlie Getty
	Jim Rourke
TE	Mike Williams
WR	J.T. Smith
QB	Steve Fuller
RB	Tony Reed
	James Hadnot
RB	Ted McKnight
K	Nick Lowery

DEFENSE

LE	Art Still
NT	Don Parrish
RE	Dave Lindstrom
LOLB	Thomas Howard
LILB	Frank Manumaleuga
RILB	Gary Spani
ROLB	Whitney Paul
LCB	Gary Green
RCB	Eric Harris
SS	Herb Christopher
FS	Gary Barbaro
P	Bob Grupp

PRO BOWLERS IN BOLD

TEAM STATISTICS

	CHIEFS	OPP.
TOTAL FIRST DOWNS	270	328
Rushing/Passing/Penalty	130/122/18	136/179/13
3rd Down: Made/Att.	93/230	109/236
3rd Down Pct.	40.4	46.2
TOTAL NET YARDS	4,321	5,315
Avg. Per Game	270.1	332.2
Total Plays	10,010	1,096
Avg. Per Play	4.2	4.9
NET YARDS RUSHING	1,873	2,206
Avg. Per Game	117.1	137.9
Total Rushes	552	536
Avg. Per Play	3.4	4.1
NET YARDS PASSING	2,448	3,109
Avg. Per Game	153.0	194.3
Sacked/Yards Lost	57/241	37/284
Gross Yards	2,869	3,393
Attempts/Completions	401/237	523/278
Pct. of Completions	59.1	53.2
Had Intercepted	14	28
PUNTS/AVERAGE	85/39.0	66/42.2
Net Punting Avg.	33.7	31.4
PUNT RETURNS/YARDS	40/581	44/288
KICKOFF RETURNS/YARDS	62/1,249	61/1,253
PENALTIES/YARDS	74/591	82/617
FUMBLES/LOST	42/16	26/15
TOUCHDOWNS	37	42
Rushing/Passing	15/15	17/25
Defensive/Kicking Game	5/2	0/0
SAFETIES	0	0

SCORE BY PERIODS	1	2	3	4	OT	Total
CHIEFS TOTAL	58	105	75	81	0	319
Opp. Total	62	109	80	85	0	336





Preseason (3-1)

8/4	L	10-14	at Green Bay	53,994
8/9	W	24-21	PHILADELPHIA	33,578
8/18	W	20-3	ST. LOUIS	43,214
8/23	W	25-0	at Minnesota	39,578

Regular Season (7-9)

9/2	W	14-0	BALTIMORE	50,442
9/9	L	24-27	CLEVELAND	42,181
9/16	L	6-20	at Houston	45,684
9/23	W	35-7	OAKLAND	67,281
9/30	W	24-6	at Seattle	61,169
10/7	W	10-7	at Cincinnati	40,041
10/14	L	10-24	DENVER	74,292
10/21	L	17-21	N.Y. GIANTS	45,742
10/28	L	3-20	at Denver	74,908
11/4	L	14-20	SAN DIEGO	59,353
11/11	L	3-30	PITTSBURGH	70,132
11/18	W	24-21	at Oakland	53,596
11/25	L	7-28	at San Diego	50,078
12/2	W	37-21	SEATTLE	42,160
12/9	W	10-7	at Baltimore	25,684
12/16	L	0-3	at Tampa Bay	63,624

INDIVIDUAL STATISTICS

	Att.	Cmp.	PASSING				LG	Rating
			Yds.	Pct.	TD	Int		
Fuller	270	146	1,484	54.1	6	14	40	55.8
Livingston	90	44	469	48.9	1	4	38	49.7
Grupp	1	0	0	0.0	0	0	0	39.6
CHIEFS TOTALS	361	190	1,953	52.6	7	18	40	54.2
Opp. Total	528	296	3,404	56.1	22	23	56	71.4

	No.	Yds.	Avg.	LG	TD
McKnight	38	226	5.9	24	0
Reed	34	352	10.4	40	0
J.T. Smith	33	444	13.5	34	3
Marshall	21	332	15.8	38t	1
Williams	16	129	8.1	25	2
Gant	15	101	6.7	26	0
Samuels	14	147	10.5	30	0
Morgado	5	55	11.0	22	0
Gauntly	5	87	17.4	23	1
Belton	4	44	11.0	23	0
White	3	15	5.0	12	0
Beckman	2	21	10.5	12	0
CHIEFS TOTALS	190	1,953	10.3	40	7
Opp. Total	296	3,404	11.5	56	22

	No.	Yds.	Avg.	LG	TD
McKnight	153	755	4.9	84t	8
Reed	113	446	4.0	23	1
Fuller	50	264	5.3	49	1
Williams	69	261	3.8	22	1
Morgado	75	231	3.1	12	4
Gant	56	196	3.5	16	1
Belton	44	134	3.0	19	1
Marshall	2	34	17.0	23	1
Livingston	3	2	0.7	5	0
Haslip	2	1	0.5	1	0
Manumaleuga	1	-3	-3.0	-3	0
Rome	1	-5	-5.0	5	0
CHIEFS TOTALS	569	2,316	4.1	84t	18
Opp. Total	522	1,847	3.5	41	8

TEAM LEADERS

Scoring: Jan Stenerud 64 pts: 23 PATs, 12 FGs
INTs: Gary Barbaro 7-142 yds., 1 TD
Tackles: Gary Spani 157 (115 solo)
Sacks: Art Still 8.5 (-63.5 yds.)
Punting: Bob Grupp 89-3,883 yds., 43.6 avg., 23 in 20, 74 LG
Punt Returns: J.T. Smith 58-612 yds., 10.6 avg., 2 TDs
Kickoff Returns: Horace Belton 22-463 yds., 21.0 avg., 0 TDs

LEAGUE STANDINGS



AMERICAN FOOTBALL CONFERENCE

Western Division

	W	L	T	Pct.
San Diego	12	4	0	.750
Denver †	10	6	0	.625
Seattle	9	7	0	.563
Oakland	9	7	0	.563
Kansas City	7	9	0	.438

Central Division

	W	L	T	Pct.
Pittsburgh	12	4	0	.750
Houston †	11	5	0	.688
Cleveland	9	7	0	.563
Cincinnati	4	12	0	.250

Eastern Division

	W	L	T	Pct.
Miami	10	6	0	.625
New England	9	7	0	.563
N.Y. Jets	8	8	0	.500
Buffalo	7	9	0	.438
Baltimore	5	11	0	.313



NATIONAL FOOTBALL CONFERENCE

Western Division

	W	L	T	Pct.
Los Angeles	9	7	0	.563
New Orleans	8	8	0	.500
Atlanta	6	10	0	.375
San Francisco	2	14	0	.125

Central Division

	W	L	T	Pct.
Tampa Bay	10	6	0	.625
Chicago †	10	6	0	.625
Minnesota	7	9	0	.438
Green Bay	5	11	0	.313
Detroit	2	14	0	.125

Eastern Division

	W	L	T	Pct.
Dallas	11	5	0	.688
Philadelphia †	11	5	0	.688
Washington	10	6	0	.625
N.Y. Giants	6	10	0	.375
St. Louis	5	11	0	.313

AFC Championship: Pittsburgh 27, Houston 13

NFC Championship: L.A. Rams 9, Tampa Bay 0

Super Bowl XIV: Pittsburgh 31, L.A. Rams 19

REGULAR STARTERS

OFFENSE

WR	Henry Marshall
LT	Charlie Getty
LG	Bob Simmons
C	Jack Rudnay
RG	Tom Condon
RT	Jim Nicholson
TE	Walter White
WR	J.T. Smith
QB	Steve Fuller
TE	Tony Samuels
RB	Tony Reed
RB	Ted McKnight
K	Jan Stenerud

DEFENSE

LE	Art Still
NT	Don Parrish
RE	Sylvester Hicks
LOLB	Whitney Paul
LILB	Frank Manumaleuga
RILB	Gary Spani
ROLB	Thomas Howard
LCB	Gary Green
RCB	Tim Collier
	M.L. Carter
SS	Jerry Reese
	Herb Christopher
FS	Gary Barbaro
P	Bob Grupp

PRO BOWLERS IN BOLD

TEAM STATISTICS

	CHIEFS	OPP.
TOTAL FIRST DOWNS	241	297
Rushing/Passing/Penalty	122/91/28	102/169/26
3rd Down: Made/Att.	76/235	108/259
3rd Down Pct.	32.3	41.7
TOTAL NET YARDS	3,976	4,971
Avg. Per Game	248.5	310.7
Total Plays	972	1,088
Avg. Per Play	4.1	4.6
NET YARDS RUSHING	2,316	1,847
Avg. Per Game	144.8	115.4
Total Rushes	569	522
Avg. Per Play	4.1	3.5
NET YARDS PASSING	1,660	3,124
Avg. Per Game	103.8	195.3
Sacked/Yards Lost	42/293	38/280
Gross Yards	1,953	3,404
Attempts/Completions	361/190	528/296
Pct. of Completions	52.6	56.1
Had Intercepted	18	23
PUNTS/AVERAGE	90/43.1	88/38.8
Net Punting Avg.	37.2	30.5
PUNT RETURNS/YARDS	58/612	49/315
KICKOFF RETURNS/YARDS	51/1,006	51/1,017
PENALTIES/YARDS	108/971	118/1,018
FUMBLES/LOST	31/18	34/14
TOUCHDOWNS	29	32
Rushing/Passing	18/7	8/22
Returns: Off./Def./Kicking Game*	1/1/2	0/2/0
SAFETIES	0	0

SCORE BY PERIODS	1	2	3	4	OT	Total
CHIEFS TOTAL	52	53	40	93	0	238
Opp. Total	64	55	64	79	0	262





4-12 • 5th AFC West • Marv Levy

Preseason (2-2)

8/5	W	17-14	at Green Bay	54,453
8/12	W	17-13	MINNESOTA	41,092
8/20	L	7-24	at New England	39,043
8/26	L	7-12	ST. LOUIS	40,884

Regular Season (4-12)

9/3	W	24-23	at Cincinnati	41,810
9/10	L	17-20	HOUSTON	40,213
9/17	L	10-26	at N.Y. Giants	70,546
9/24	L	17-23 OT	DENVER	60,593
10/1	L	13-28	at Buffalo	47,310
10/8	L	13-30	TAMPA BAY	38,201
10/15	L	6-28	at Oakland	50,759
10/22	W	17-3	CLEVELAND	41,157
10/29	L	24-27	at Pittsburgh	48,185
11/5	L	10-20	OAKLAND	75,418
11/12	L	23-29 OT	at San Diego	41,393
11/19	L	10-13	SEATTLE	35,252
11/26	W	23-0	SAN DIEGO	26,248
12/3	W	14-10	BUFFALO	25,781
12/10	L	3-24	at Denver	74,149
12/17	L	19-23	at Seattle	58,490

INDIVIDUAL STATISTICS

	Att.	Cmp.	PASSING			LG	Rating	
			Yds.	Pct.	TD			
Livingston	290	159	1,573	54.8	5	13	44	57.4
Adams	79	44	415	55.7	2	3	26	63.0
White	1	1	44	100.0	0	0	44	118.8
CHIEFS TOTALS	370	204	2,032	55.1	7	16	44	59.2
Opp. Total	365	219	2,820	60.0	17	21	57t	75.8

	No.	Yds.	Avg.	LG	TD
Reed	48	483	10.1	44	1
White	42	340	8.1	24	1
Lane	36	279	7.8	44	0
H. Marshall	26	433	16.7	40	2
McKnight	14	83	5.9	19	1
Belton	11	88	8.0	22	0
Dorsey	9	169	18.8	33	2
Morgado	7	47	6.7	15	0
Samuels	6	97	16.2	38	0
Bailey	5	13	2.6	15	0
CHIEFS TOTALS	204	2,032	10.0	44	7
Opp. Total	219	2,820	12.9	57t	17

	No.	Yds.	Avg.	LG	TD
Reed	206	1,053	5.1	62t	5
McKnight	104	627	6.0	41t	6
Morgado	160	593	3.7	18	7
Bailey	83	298	3.6	17	0
Lane	52	277	5.3	30	0
Belton	24	79	3.3	8	0
Livingston	23	49	2.1	18	1
Adams	9	15	1.7	6	0
Andrusyshyn	1	0	0.0	0	0
Marshall	1	-5	-5.0	-5	0
CHIEFS TOTALS	663	2,986	4.5	62t	19
Opp. Total	602	2,384	4.0	55	21

TEAM LEADERS

Scoring: Jan Stenerud 85 pts: 25 PATs, 20 FGs
INTs: Tim Gray 6-118 yds., 0 TDs
Tackles: Gary Spani 144 (102 solo)
Sacks: Art Still 6.5 (-59.0 yds.)
Punting: Zenon Andrusyshyn 79-3,247 yds., 41.1 avg., 18 In 20, 61 LG
Punt Returns: Eddie Payton 32-364 yds., 11.4 avg., 2 TDs
Kickoff Returns: Eddie Payton 30-775 yds., 25.8 avg., 0 TDs

LEAGUE STANDINGS



AMERICAN FOOTBALL CONFERENCE

Western Division

	W	L	T	Pct.
Denver	10	6	0	.625
Oakland	9	7	0	.563
Seattle	9	7	0	.563
San Diego	9	7	0	.563
Kansas City	4	12	0	.250

Central Division

	W	L	T	Pct.
Pittsburgh	14	2	0	.875
Houston †	10	6	0	.625
Cleveland	8	8	0	.500
Cincinnati	4	12	0	.250

Eastern Division

	W	L	T	Pct.
New England	11	5	0	.688
Miami †	11	5	0	.688
N.Y. Jets	8	8	0	.500
Buffalo	5	11	0	.313
Baltimore	5	11	0	.313



NATIONAL FOOTBALL CONFERENCE

Western Division

	W	L	T	Pct.
Los Angeles	12	4	0	.750
Atlanta †	9	7	0	.563
New Orleans	7	9	0	.563
San Francisco	2	14	0	.125

Central Division

	W	L	T	Pct.
Minnesota	8	7	1	.531
Green Bay	8	7	1	.531
Detroit	7	9	0	.438
Chicago	7	9	0	.438
Tampa Bay	5	11	0	.313

Eastern Division

	W	L	T	Pct.
Dallas	12	4	0	.750
Philadelphia †	9	7	0	.563
Washington	8	8	0	.500
St. Louis	6	10	0	.375
N.Y. Giants	6	10	0	.375

AFC Championship: Pittsburgh 34, Houston 5

NFC Championship: Dallas 28, L.A. Rams 0

Super Bowl XIII: Pittsburgh 35, Dallas 31

REGULAR STARTERS

OFFENSE

WR	Henry Marshall
LT	Matt Herkenhoff
LG	Bob Simmons
C	Jack Rudnay
RG	Tom Condon
RT	Charlie Getty
TE	Walter White
QB	Mike Livingston
LHB	Tony Reed
FB	Mark Bailey
	Arnold Morgado
RHB	Ted McKnight
K	Jan Stenerud

DEFENSE

LE	Art Still
NT	Don Parrish
RE	Sylvester Hicks
LOLB	Whitney Paul
LILB	Dave Rozumek
RILB	Gary Spani
ROLB	Thomas Howard
LCB	Gary Green
RCB	Emmitt Thomas
	Tim Collier
SS	Tim Gray
FS	Gary Barbaro
P	Zenon Andrusyshyn

PRO BOWLERS IN BOLD

TEAM STATISTICS

	CHIEFS	OPP.
TOTAL FIRST DOWNS	287	284
Rushing/Passing/Penalty	160/98/29	138/122/24
3rd Down: Made/Att.	102/247	98/225
3rd Down Pct.	41.5	43.4
TOTAL NET YARDS	4,820	4,966
Avg. Per Game	301.3	310.4
Total Plays	1,054	996
Avg. Per Play	4.6	5.0
NET YARDS RUSHING	2,986	2,384
Avg. Per Game	186.6	149.0
Total Rushes	663	602
Avg. Per Play	4.5	4.0
NET YARDS PASSING	1,834	2,582
Avg. Per Game	114.6	161.4
Sacked/Yards Lost	21/198	29/238
Gross Yards	2,032	2,820
Attempts/Completions	370/204	365/219
Pct. of Completions	55.1	60.0
Had Intercepted	16	21
PUNTS/AVERAGE	80/40.6	76/39.9
Net Punting Avg.	32.1	30.9
PUNT RETURNS/YARDS	45/488	50/538
KICKOFF RETURNS/YARDS	61/1,456	54/1,087
PENALTIES/YARDS	110/1,048	99/921
FUMBLES/LOST	32/18	30/14
TOUCHDOWNS	26	42
Rushing/Passing	19/7	21/17
Defensive/Kicking Game	0/0	2/2
SAFETIES	1	0

SCORE BY PERIODS	1	2	3	4	OT	Total
CHIEFS TOTAL	42	70	62	69	0	243
Opp. Total	64	113	47	91	12	327





2-12 • 5th AFC West • Paul Wiggin (1-6), Tom Bettis (1-6)*

Preseason (3-3)

8/6	L	0-17	at Detroit	52,309
8/13	W	23-21	PITTSBURGH	28,584
8/18	L	7-13	at Washington	33,263
8/27	W	27-19	L.A. RAMS	34,975
9/5	L	16-24	ATLANTA	22,748
9/10	W	37-20	ST. LOUIS	35,954

Regular Season (2-12)

9/18	L	17-21	at New England	58,185
9/25	L	7-23	SAN DIEGO	56,146
10/3	L	28-37	OAKLAND (Mon) (N)	60,684
10/9	L	7-23	at Denver	74,878
10/16	L	6-17	BALTIMORE	63,076
10/23	W	21-16	at San Diego	33,010
10/30	L	7-44	at Cleveland	60,631
11/6	W	20-10	GREEN BAY	62,687
11/13	L	27-28	at Chicago	49,543
11/20	L	7-14	DENVER	54,050
11/27	L	20-34	at Houston	42,934
12/4	L	7-27	CINCINNATI	38,488
12/11	L	31-34	SEATTLE	22,262
12/18	L	20-21	at Oakland	50,304

*Bettis replaced Wiggin after seven games

INDIVIDUAL STATISTICS

	Att.	Cmp.	PASSING			Int	LG	Rating
			Yds.	Pct.	TD			
Livingston	282	143	1,823	50.7	9	15	49	59.8
Adams	92	47	691	51.1	2	11	63	43.6
CHIEFS TOTALS	374	190	2,514	50.8	11	26	63	53.3
Opp. Total	333	175	2,244	52.6	15	21	48	62.7

	No.	PASS RECEIVING		LG	TD
		Yds.	Avg.		
White	48	674	14.0	48t	5
Podolak	32	313	9.8	23	0
Marshall	23	445	19.3	49	4
Brunson	20	295	14.8	63	0
Brockington	19	222	11.7	48	1
Bailey	17	206	12.1	47t	1
Reed	12	125	10.4	20	0
Williams	7	94	13.4	24	0
Samuels	5	65	13.0	32	0
Lane	3	40	13.3	21	0
Morgado	2	21	10.5	12	0
McKnight	1	11	11.0	11	0
Beckman	1	3	3.0	3	0
CHIEFS TOTALS	190	2,514	13.2	63	11
Opp. Total	175	2,244	12.8	48	15

	No.	RUSHING		LG	TD
		Yds.	Avg.		
Podolak	133	550	4.1	41	5
Reed	126	505	4.0	59	2
Bailey	66	266	4.0	37t	2
Brockington	54	161	3.0	12	1
Lane	25	79	3.2	9	1
Livingston	19	78	4.1	13	1
McKnight	11	74	6.7	19	0
Burks	1	51	51.0	51	0
Williams	2	30	15.0	17	1
Adams	5	21	4.2	8	0
Morgado	3	12	4.0	9	0
Marshall	7	11	1.6	5	0
Brunson	2	8	4.0	11	0
White	2	-3	-1.5	3	0
CHIEFS TOTALS	456	1,843	4.0	59	13
Opp. Total	632	2,971	4.7	78t	23

TEAM LEADERS

Scoring: Jan Stenerud 51 pts: 27 PATs, 8 FGs
INTs: Gary Barbaro 8-165 yds., 1 TD
Tackles: Willie Lanier 132 (88 solo)
Sacks: Wilbur Young 5.5 (-51.5 yds.)
Punting: Jerrel Wilson 88-3,510 yds., 39.9 avg., 11 In 20, 59 LG
Punt Returns: Gary Green 14-115 yds., 8.2 avg., 0 TDs
Kickoff Returns: Ted McKnight 12-305 yds., 25.4 avg., 0 TDs

LEAGUE STANDINGS



AMERICAN FOOTBALL CONFERENCE

Western Division

	W	L	T	Pct.
Denver	12	2	0	.857
Oakland †	11	3	0	.786
San Diego	7	7	0	.500
Seattle	5	9	0	.357
Kansas City	2	12	0	.143

Central Division

	W	L	T	Pct.
Pittsburgh	9	5	0	.643
Houston	8	6	0	.571
Cincinnati	8	6	0	.571
Cleveland	6	8	0	.429

Eastern Division

	W	L	T	Pct.
Baltimore	10	4	0	.714
Miami	10	4	0	.714
New England	9	5	0	.643
N.Y. Jets	3	11	0	.214
Buffalo	3	11	0	.214



NATIONAL FOOTBALL CONFERENCE

Western Division

	W	L	T	Pct.
Los Angeles	10	4	0	.714
Atlanta	7	7	0	.500
San Francisco	5	9	0	.357
New Orleans	3	11	0	.314

Central Division

	W	L	T	Pct.
Minnesota	9	5	0	.643
Chicago †	9	5	0	.643
Detroit	6	8	0	.429
Green Bay	4	10	0	.286
Tampa Bay	2	12	0	.143

Eastern Division

	W	L	T	Pct.
Dallas	12	2	0	.857
Washington	9	5	0	.643
St. Louis	7	7	0	.500
Philadelphia	5	9	0	.357
N.Y. Giants	5	9	0	.357

AFC Championship: Denver 20, Oakland 17

NFC Championship: Dallas 23, Minnesota 6

Super Bowl XII: Dallas 27, Denver 10

REGULAR STARTERS

OFFENSE

WR	Henry Marshall
LT	Matt Herkenhoff
LG	Bob Simmons
C	Jack Rudnay
RG	Tom Condon
RT	Jim Nicholson
TE	Walter White
WR	Larry Williams
	Larry Brunson
QB	Mike Livingston
RB	Tony Reed
	Ed Podolak
RB	Mark Bailey
	John Brockington
K	Jan Stenerud

DEFENSE

LE	Whitney Paul
LT	Willie Lee
RT	Keith Simons
RE	Wilbur Young
LLB	Billy Andrews
MLB	Willie Lanier
RLB	Jim Lynch
LCB	Gary Green
RCB	Emmitt Thomas
	Tim Collier
SS	Tim Gray
FS	Gary Barbaro
P	Jerrel Wilson

PRO BOWLERS IN BOLD

TEAM STATISTICS

	CHIEFS	OPP.
TOTAL FIRST DOWNS	228	304
Rushing/Passing/Penalty	95/110/23	169/113/22
3rd Down: Made/Att.	64/196	83/202
3rd Down Pct.	32.7	41.1
TOTAL NET YARDS	3,936	4,993
Avg. Per Game	281.1	356.6
Total Plays	878	992
Avg. Per Play	4.5	5.0
NET YARDS RUSHING	1,843	2,971
Avg. Per Game	131.6	212.2
Total Rushes	456	632
Avg. Per Play	4.0	4.7
NET YARDS PASSING	2,093	2,022
Avg. Per Game	149.5	144.4
Sacked/Yards Lost	48/421	25/222
Gross Yards	2,514	2,244
Attempts/Completions	374/190	333/175
Pct. of Completions	50.8	52.6
Had Intercepted	26	21
PUNTS/AVERAGE	89/39.4	63/41.0
Net Punting Avg.	30.8	35.7
PUNT RETURNS/YARDS	36/236	50/702
KICKOFF RETURNS/YARDS	63/1,294	44/958
PENALTIES/YARDS	82/706	105/930
FUMBLES/LOST	33/21	39/23
TOUCHDOWNS	29	42
Rushing/Passing	13/11	23/15
Defensive/Kicking Game	5/0	3/1
SAFETIES	0	0

SCORE BY PERIODS	1	2	3	4	OT	Total
CHIEFS TOTAL	73	50	23	79	0	225
Opp. Total	92	99	79	79	0	349





5-9 • 4th AFC West • Paul Wiggin

Preseason (2-4)

8/2	W	9-3 OT	HOUSTON	30,006
8/7	L	10-13	MINNESOTA	32,851
8/15	L	13-21	at San Francisco	36,101
8/21	W	23-20	WASHINGTON	30,014
8/28	L	21-23	DETROIT	27,410
9/3	L	14-31	at St. Louis	42,997

Regular Season (5-9)

9/12	L	16-30	SAN DIEGO	53,133
9/20	L	21-24	OAKLAND (Mon) (N)	60,884
9/26	L	17-27	NEW ORLEANS	53,918
10/3	L	17-50	at Buffalo	51,909
10/10	W	33-30	at Washington	53,060
10/17	W	20-17 OT	at Miami	43,325
10/24	L	26-35	DENVER	57,961
10/31	W	28-19	at Tampa Bay	41,779
11/7	L	0-45	PITTSBURGH	71,516
11/14	L	10-21	at Oakland	48,859
11/21	L	24-27	CINCINNATI	56,015
11/28	W	23-20	at San Diego	29,272
12/5	L	16-17	at Denver	58,170
12/12	W	39-14	CLEVELAND	34,340

INDIVIDUAL STATISTICS

	Att.	Cmp.	PASSING			Int	LG	Rating
			Yds.	Pct.	TD			
Livingston	338	189	2,682	55.9	12	13	57	77.6
Adams	71	36	575	50.7	3	4	49	68.7
Nott	10	4	46	40.0	0	0	23	54.6
Lane	0	0	0	0.0	0	0	0	0.0
CHIEFS TOTALS	419	229	3,303	54.7	15	17	57	75.5
Opp. Total	375	215	2,684	57.3	25	23	57	76.4

	No.	PASS RECEIVING			LG	TD
		Yds.	Avg.			
Lane	66	686	10.4	44	1	
White	47	808	17.2	41	7	
Brunson	33	656	19.9	57	1	
Marshall	28	443	15.8	31t	2	
Masters	18	269	14.9	30	3	
Podolak	13	156	12.0	23	0	
Reamon	10	136	13.6	49t	1	
Green	9	100	11.1	31	0	
McNeil	2	33	16.5	18	0	
Harrison	1	12	12.0	12	0	
Williams	1	9	9.0	9	0	
Getty	1	-5	-5.0	-5	0	
CHIEFS TOTALS	229	3,303	14.4	57	15	
Opp. Total	215	2,684	12.5	57	25	

	No.	RUSHING			LG	TD
		Yds.	Avg.			
Lane	162	542	3.4	20	5	
Podolak	88	371	4.2	22t	5	
Green	73	322	4.4	27	1	
Reamon	103	314	3.1	14	4	
Marshall	5	101	20.2	59t	1	
Livingston	31	89	2.9	19	2	
Adams	5	46	9.2	21	0	
Harrison	16	41	2.6	7	0	
McNeil	8	26	3.3	7	0	
White	2	15	7.5	8	0	
Kinney	1	7	7.0	7	0	
Brunson	3	-1	-0.3	5	0	
Stenerud	1	0	0.0	0	0	
CHIEFS TOTALS	498	1,873	3.8	59t	18	
Opp. Total	555	2,861	5.2	77t	24	

TEAM LEADERS

Scoring: Jan Stenerud 90 pts: 27 PATs, 21 FGs
INTs: Kerry Reardon 5-26 yds., 0 TDs
Sacks: Lawrence Estes 5.0 (-52.0 yds.)
Punting: Jerrel Wilson 65-2,729 yds., 42.0 avg., 14 In 20, 62 LG
Punt Returns: Larry Brunson 31-387 yds., 12.5 avg., 0 TDs
Kickoff Returns: Lawrence Williams 25-688 yds., 27.6 avg., 0 TDs

LEAGUE STANDINGS



AMERICAN FOOTBALL CONFERENCE

Western Division

	W	L	T	Pct.
Oakland	13	1	0	.929
Denver	9	5	0	.643
San Diego	6	8	0	.429
Kansas City	5	9	0	.357
Tampa Bay	0	14	0	.000

Central Division

	W	L	T	Pct.
Pittsburgh	10	4	0	.714
Cincinnati	10	4	0	.714
Cleveland	9	5	0	.643
Houston	5	9	0	.357

Eastern Division

	W	L	T	Pct.
Baltimore	11	3	0	.786
New England †	11	3	0	.786
Miami	6	8	0	.429
N.Y. Jets	3	11	0	.214
Buffalo	2	12	0	.143



NATIONAL FOOTBALL CONFERENCE

Western Division

	W	L	T	Pct.
Los Angeles	10	3	1	.750
San Francisco	8	6	0	.571
Atlanta	4	10	0	.286
New Orleans	4	10	0	.286
Seattle	2	12	0	.143

Central Division

	W	L	T	Pct.
Minnesota	11	2	1	.821
Chicago	7	7	0	.500
Detroit	6	8	0	.429
Green Bay	5	9	0	.357

Eastern Division

	W	L	T	Pct.
Dallas	11	3	0	.786
Washington †	10	4	0	.714
St. Louis	10	4	0	.714
Philadelphia	4	10	0	.286
N.Y. Giants	3	11	0	.214

AFC Championship: Oakland 24, Pittsburgh 7
NFC Championship: Minnesota 24, L.A. Rams 13
Super Bowl XI: Oakland 32, Minnesota 14

REGULAR STARTERS

OFFENSE

WR	Henry Marshall
LT	Matt Herkenhoff
LG	Charlie Getty
C	Jack Rudnay
RG	Tom Condon
RT	Jim Nicholson
TE	Billy Masters
WR	Larry Brunson
QB	Mike Livingston
RB	Woody Green
	Ed Podolak
	Tommy Reamon
RB	MacArthur Lane
K	Jan Stenerud

DEFENSE

LE	Whitney Paul
LT	James Wolf
RT	Keith Simons
RE	Wilbur Young
LLB	Billy Andrews
MLB	Willie Lanier
RLB	Jim Lynch
LCB	Kerry Reardon
RCB	Emmitt Thomas
LS	Tim Gray
RS	Gary Barbaro
P	Jerrel Wilson

PRO BOWLERS IN BOLD

TEAM STATISTICS

	CHIEFS	OPP.				
TOTAL FIRST DOWNS	275	309				
Rushing/Passing/Penalty	103/152/20	161/132/16				
3rd Down: Made/Att.	79/211	78/186				
3rd Down Pct.	37.4	43.0				
TOTAL NET YARDS	4,802	5,357				
Avg. Per Game	343.0	382.6				
Total Plays	959	952				
Avg. Per Play	5.0	5.6				
NET YARDS RUSHING	1,873	2,861				
Avg. Per Game	133.8	204.4				
Total Rushes	498	555				
Avg. Per Play	3.8	5.2				
NET YARDS PASSING	2,929	2,496				
Avg. Per Game	209.2	178.3				
Sacked/Yards Lost	42/374	22/188				
Gross Yards	3,303	2,684				
Attempts/Completions	419/229	375/215				
Pct. of Completions	54.7	57.3				
Had Intercepted	17	23				
PUNTS/AVERAGE	68/41.1	64/39.1				
Net Punting Avg.	33.7	30.3				
PUNT RETURNS/YARDS	34/429	39/375				
KICKOFF RETURNS/YARDS	64/1,538	55/1,263				
PENALTIES/YARDS	97/789	88/762				
FUMBLES/LOST	31/16	35/20				
TOUCHDOWNS	33	51				
Rushing/Passing	18/15	24/25				
Defensive/Kicking Game	0/0	1/1				
SAFETIES	1	0				
SCORE BY PERIODS	1	2	3	4	OT	Total
CHIEFS TOTAL	49	95	71	72	3	290
Opp. Total	95	71	83	127	0	376





Preseason (3-3)			
8/9 L 3-10	ST. LOUIS	40,081	
8/18 W 26-20	DALLAS	35,630	
8/23 L 24-27	at Detroit	62,094	
8/30 L 6-14	L.A. RAMS	36,814	
9/6 W 13-3	GREEN BAY	35,543	
9/12 W 9-7	at Buffalo	48,691	
Regular Season (5-9)			
9/21 L 33-37	at Denver	51,858	
9/28 L 24-30	N.Y. JETS	74,169	
10/5 L 3-20	SAN FRANCISCO	58,386	
10/12 W 42-10	OAKLAND	60,425	
10/19 W 12-10	at San Diego	26,657	
10/26 W 26-13	DENVER	70,043	
11/2 L 13-17	HOUSTON	62,989	
11/10 W 34-31	at Dallas (Mon) (N)	63,539	
11/16 L 3-28	at Pittsburgh	48,803	
11/23 W 24-21 OT	DETROIT	55,161	
11/30 L 14-28	at Baltimore	42,122	
12/7 L 20-28	SAN DIEGO	46,888	
12/14 L 14-20	at Cleveland	44,368	
12/21 L 20-28	at Oakland	48,604	

INDIVIDUAL STATISTICS

	Att.	Cmp.	PASSING			Int	LG	Rating
			Yds.	Pct.	TD			
Livingston	176	88	1,245	50.0	8	6	69t	74.2
Dawson	140	93	1,095	66.4	5	4	51	90.0
Adams	77	36	445	46.8	2	4	32	52.1
White	1	0	0	0.0	0	0	0	39.6
Podolak	1	0	0	0.0	0	1	0	0.0
CHIEFS TOTALS	395	217	2,785	54.9	15	16	69t	73.0
Opp. Total	325	186	2,703	57.2	18	20	90t	77.3

	No.	PASS RECEIVING		LG	TD
		Yds.	Avg.		
Podolak	37	332	9.0	21	2
Pearson	36	608	16.9	45	3
Lane	25	202	8.1	32	0
Masters	24	314	13.1	32	3
White	23	559	24.3	69t	3
Brunson	23	398	17.3	36	2
Green	23	215	9.3	28	1
Kinney	21	148	7.0	18	0
Dressler	2	7	3.5	4	1
Craig	1	10	10.0	10	0
LaGrand	1	-1	-1.0	-1	0
Adams	1	-7	-7.0	-7	0
CHIEFS TOTALS	217	2,785	12.8	69t	15
Opp. Total	186	2,703	14.5	90t	18

	No.	RUSHING		LG	TD
		Yds.	Avg.		
Green	167	611	3.7	42	5
Podolak	102	351	3.4	25	3
Lane	79	311	3.9	39	2
Kinney	85	304	3.6	20	2
Brunson	2	89	44.5	65	0
Livingston	13	68	5.2	28	1
Adams	8	42	5.3	16	0
LaGrand	13	38	2.9	11	1
Miller	7	20	2.9	10	0
Dressler	3	16	5.3	11	0
Dawson	5	7	1.4	9	0
White	3	-10	-3.3	0	0
CHIEFS TOTALS	487	1,847	3.8	65	14
Opp. Total	562	2,724	4.9	50	24

TEAM LEADERS

Scoring: Jan Stenerud 96 pts: 30 PATs, 22 FGs
 INTs: Emmitt Thomas 6-119 yds., 0 TDs
 Sacks: Wilbur Young 9.5 (-73.0 yds.)
 Punting: Jerrel Wilson 54-2,233 yds., 41.4 avg., 64 LG
 Punt Returns: Charlie Thomas 12-112 yds., 9.3 avg., 0 TDs
 Kickoff Returns: Reggie Craig 10-247 yds., 24.7 avg., 0 TDs

LEAGUE STANDINGS



AMERICAN FOOTBALL CONFERENCE

Western Division				
	W	L	T	Pct.
Oakland	11	3	0	.786
Denver	6	8	0	.429
Kansas City	5	9	0	.357
San Diego	2	12	0	.143
Central Division				
	W	L	T	Pct.
Pittsburgh	12	2	0	.857
Cincinnati †	11	3	0	.786
Houston	10	4	0	.714
Cleveland	3	11	0	.214
Eastern Division				
	W	L	T	Pct.
Baltimore	10	4	0	.714
Miami	10	4	0	.714
Buffalo	8	6	0	.571
New England	3	11	0	.241
N.Y. Jets	3	11	0	.214



NATIONAL FOOTBALL CONFERENCE

Western Division				
	W	L	T	Pct.
Los Angeles	12	2	0	.857
San Francisco	5	9	0	.357
Atlanta	4	10	0	.286
New Orleans	2	12	0	.143
Central Division				
	W	L	T	Pct.
Minnesota	12	2	0	.857
Detroit	7	7	0	.500
Chicago	4	10	0	.286
Green Bay	4	10	0	.286
Eastern Division				
	W	L	T	Pct.
St. Louis	11	3	0	.786
Dallas †	10	4	0	.714
Washington	8	6	0	.571
N.Y. Giants	5	9	0	.357
Philadelphia	4	10	0	.286

AFC Championship: Pittsburgh 16, Oakland 10
 NFC Championship: Dallas 37, L.A. Rams 7
 Super Bowl X: Pittsburgh 21, Dallas 17

REGULAR STARTERS

OFFENSE		DEFENSE	
WR	Barry Pearson	LE	John Matuszak
LT	Charlie Getty	LT	Marvin Upshaw
LG	Rocky Rasley	RT	Buck Buchanan
C	Jack Rudnay	RE	Wilbur Young
RG	Tom Condon	LLB	Bill Peterson
RT	Jim Nicholson	MLB	Willie Lanier
TE	Billy Masters	RLB	Jim Lynch
WR	Larry Brunson	LCB	Kerry Reardon
QB	Mike Livingston	RCB	Emmitt Thomas
	Len Dawson	LS	Jim Kearney
RB	Woody Green	RS	Mike Sensibaugh
RB	MacArthur Lane	P	Jerrel Wilson
	Jeff Kinney		
K	Jan Stenerud		

PRO BOWLERS IN BOLD

TEAM STATISTICS

	CHIEFS	OPP.
TOTAL FIRST DOWNS	261	289
Rushing/Passing/Penalty	110/128/23	149/121/19
3rd Down: Made/Att.	83/215	83/190
3rd Down Pct.	38.6	43.7
TOTAL NET YARDS	4,207	5,236
Avg. Per Game	300.5	374.0
Total Plays	935	915
Avg. Per Play	4.5	5.7
NET YARDS RUSHING	1,847	2,724
Avg. Per Game	131.9	193.7
Total Rushes	487	562
Avg. Per Play	3.8	4.8
NET YARDS PASSING	2,360	2,512
Avg. Per Game	168.6	179.4
Sacked/Yards Lost	53/425	28/179
Gross Yards	2,785	2,703
Attempts/Completions	395/217	325/186
Pct. of Completions	54.9	57.2
Had Intercepted	16	20
PUNTS/AVERAGE	72/39.3	61/40.7
PUNT RETURNS/YARDS	37/303	36/503
KICKOFF RETURNS/YARDS	61/1,342	59/1,334
PENALTIES/YARDS	82/668	98/929
FUMBLES/LOST	38/18	40/22
TOUCHDOWNS	31	44
Rushing/Passing	14/15	24/18
Returns: Off./Def./Kicking Game*	1/1/0	1/1/0
SAFETIES	0	2

SCORE BY PERIODS	1	2	3	4	OT	Total
CHIEFS TOTAL	64	86	47	82	3	282
Opp. Total	48	93	98	102	0	341





5-9 • 3rd AFC West • Hank Stram

Preseason (3-3)

8/5	W	20-12	DETROIT	35,521
8/12	L	21-35	BUFFALO	39,248
8/17	L	16-58	at L.A. Rams	48,828
8/24	W	26-7	SAN FRANCISCO	46,548
8/31	L	16-25	at Dallas	43,492
9/6	W	21-16	ST. LOUIS	46,067

Regular Season (5-9)

9/15	W	24-16	N.Y. JETS	77,294
9/22	L	7-27	at Oakland	52,471
9/29	W	17-7	at Houston	28,538
10/6	L	14-17	DENVER	67,298
10/13	L	24-34	PITTSBURGH	65,517
10/20	L	3-9	at Miami	67,779
10/27	W	24-14	at San Diego	36,084
11/3	L	27-33	N.Y. GIANTS	61,437
11/10	L	7-14	SAN DIEGO	48,551
11/18	W	42-34	at Denver (Mon) (N)	50,236
11/24	L	6-33	at Cincinnati	49,777
12/1	W	17-13	at St. Louis	41,863
12/8	L	6-7	OAKLAND	60,577
12/14	L	15-35	MINNESOTA (Sat)	35,480

INDIVIDUAL STATISTICS

	PASSING							
	Att.	Cmp.	Yds.	Pct.	TD	Int	LG	Rating
Dawson	235	138	1,573	58.7	7	13	84t	65.8
Livingston	141	66	732	46.8	4	10	48	42.6
Carlson	15	7	116	46.7	0	1	34	45.4
Wilson	2	0	0	0.0	0	0	0	39.6
Jaynes	2	0	0	0.0	0	1	0	0.0
CHIEFS TOTALS	395	211	2,421	53.4	11	25	84t	55.0
Opp. Total	408	206	2,838	50.5	22	28	71t	62.5

	PASS RECEIVING				
	No.	Yds.	Avg.	LG	TD
Podolak	43	306	7.1	26	1
Pearson	27	387	14.3	48	1
Green	26	247	9.5	69t	1
Taylor	24	375	15.6	64	2
Brunson	22	374	17.0	84t	2
Kinney	18	105	5.8	16	1
Miller	14	149	10.6	34	0
Wright	13	209	16.1	51	1
Stroud	12	141	11.8	25	2
Ellison	5	64	12.8	26	0
Hayes	3	23	7.7	9	0
Hamilton	2	25	12.5	19	0
Strada	1	16	16.0	16	0
CHIEFS TOTALS	211	2,421	11.5	84t	11
Opp. Total	206	2,838	13.8	71t	22

	RUSHING				
	No.	Yds.	Avg.	LG	TD
Green	135	509	3.8	43	3
Podolak	101	386	3.8	14	2
Kinney	63	249	4.0	21	0
Hayes	57	206	3.6	19	2
Miller	40	184	4.6	47	0
Ellison	37	114	3.1	11	2
Dawson	11	28	2.5	10	0
Livingston	9	28	3.1	9	0
Wright	3	26	8.7	12t	1
Carlson	2	17	8.5	11	0
Taylor	1	6	6.0	6	0
Pearson	1	0	0.0	0	0
Jaynes	1	0	0.0	0	0
Thomas	3	-3	-1.0	0	0
Brunson	5	-33	-6.6	4	0
CHIEFS TOTALS	469	1,720	3.7	47	10
Opp. Total	502	1,801	3.6	53	16

TEAM LEADERS

Scoring: Jan Stenerud 75 pts: 24 PATs, 17 FGs
 INTs: Emmitt Thomas 12-214 yds., 2 TDs
 Sacks: Marvin Upshaw 9.5 (-49.0 yds.)
 Punting: Jerrel Wilson 83-3,462 yds., 41.7 avg., 64 LG
 Punt Returns: Ed Podolak 15-134 yds., 8.9 avg., 0 TDs
 Kickoff Returns: Bill Thomas 25-571 yds., 22.8 avg., 0 TDs

LEAGUE STANDINGS



AMERICAN FOOTBALL CONFERENCE

Western Division				
	W	L	T	Pct.
Oakland	12	2	0	.857
Denver	7	6	1	.536
Kansas City	5	9	0	.357
San Diego	5	9	0	.357
Central Division				
	W	L	T	Pct.
Pittsburgh	10	3	1	.750
Cincinnati	7	7	0	.500
Houston	7	7	0	.500
Cleveland	4	10	0	.286
Eastern Division				
	W	L	T	Pct.
Miami	11	3	0	.786
Buffalo †	9	5	0	.643
New England	7	7	0	.500
N.Y. Jets	7	7	0	.500
Baltimore	2	12	0	.143



NATIONAL FOOTBALL CONFERENCE

Western Division				
	W	L	T	Pct.
Los Angeles	10	4	0	.714
San Francisco	6	8	0	.429
New Orleans	5	9	0	.357
Atlanta	3	11	0	.214
Central Division				
	W	L	T	Pct.
Minnesota	10	4	0	.714
Detroit	7	7	0	.500
Green Bay	6	8	0	.429
Chicago	4	10	0	.286
Eastern Division				
	W	L	T	Pct.
St. Louis	10	4	0	.714
Washington †	10	4	0	.714
Dallas	8	6	0	.571
Philadelphia	7	7	0	.500
N.Y. Giants	2	12	0	.143

AFC Championship: Pittsburgh 24, Oakland 13
 NFC Championship: Minnesota 14, L.A. Rams 10
 Super Bowl IX: Pittsburgh 16, Minnesota 6

REGULAR STARTERS

OFFENSE		DEFENSE	
WR	Elmo Wright	LE	Marvin Upshaw
LT	Charlie Getty	LT	Tom Keating
LG	Ed Budde	RT	Buck Buchanan
C	Jack Rudnay	RE	Wilbur Young
RG	George Daney	LLB	Bobby Bell
RT	Jim Nicholson	MLB	Willie Lanier
TE	Morris Stroud	RLB	Jim Lynch
WR	Otis Taylor	LCB	Nate Allen
QB	Mike Livingston	RCB	Emmitt Thomas
	Len Dawson	LS	Jim Kearney
RB	Ed Podolak	RS	Mike Sensibaugh
RB	Woody Green	P	Jerrel Wilson
	Wendell Hayes		
K	Jan Stenerud		

PRO BOWLERS IN BOLD

TEAM STATISTICS

	CHIEFS	OPP.
TOTAL FIRST DOWNS	224	267
Rushing/Passing/Penalty	92/113/19	107/141/19
3rd Down: Made/Att.	67/197	72/200
3rd Down Pct.	34.0	36.0
TOTAL NET YARDS	3,828	4,464
Avg. Per Game	273.4	318.9
Total Plays	901	936
Avg. Per Play	4.2	4.8
NET YARDS RUSHING	1,720	1,801
Avg. Per Game	122.9	128.6
Avg. Per Rush	3.7	3.6
Total Rushes	469	502
NET YARDS PASSING	2,108	2,663
Avg. Per Game	150.6	190.2
Sacked/Yards Lost	37/313	26/175
Gross Yards	2,421	2,838
Attempts/Completions	395/211	408/206
Pct. of Completions	53.4	50.5
Had Intercepted	25	28
PUNTS/AVERAGE	83/41.7	80/40.1
PUNT RETURNS/YARDS	44/295	55/634
KICKOFF RETURNS/YARDS	56/1,211	54/1,370
PENALTIES/YARDS	70/515	83/811
FUMBLES/LOST	29/13	34/16
Touchdowns	26	40
Rushing/Passing	10/11	16/22
Defensive/Kicking Game	5/0	1/1
SAFETIES	1	1

SCORE BY PERIODS	1	2	3	4	OT	Total
CHIEFS TOTAL	30	73	53	77	0	233
Opp. Total	57	110	34	92	0	293





7-5-2 • 2nd AFC West • Hank Stram

Preseason (2-4)

8/4	W	12-6	NEW ORLEANS	67,216
8/13	L	16-17	DETROIT	67,624
8/18	L	10-13	MINNESOTA	72,676
8/26	L	16-21	GREEN BAY	75,231
9/1	L	16-27	at Dallas	57,468
9/7	W	16-7	at St. Louis	49,486

Regular Season (7-5-2)

9/16	L	13-23	L.A. RAMS	62,315
9/23	W	10-7	at New England	57,918
9/30	W	16-3	OAKLAND	72,631
10/7	W	16-14	DENVER	71,414
10/14	T	10-10	at Green Bay (Milwaukee, WI)	47,265
10/21	L	6-14	at Cincinnati	56,397
10/29	L	14-23	at Buffalo (Mon) (N)	76,071
11/4	W	19-0	at San Diego	52,035
11/12	W	19-7	CHICAGO (Mon)	70,664
11/18	W	38-14	HOUSTON	68,444
11/25	L	10-14	at Denver	51,706
12/2	T	20-20	CLEVELAND	70,296
12/8	L	7-37	at Oakland (Sat)	53,061
12/16	W	33-6	SAN DIEGO	43,755

INDIVIDUAL STATISTICS

	PASSING							Rating
	Att.	Cmp.	Yds.	Pct.	TD	Int	LG	
Livingston	145	75	916	51.7	6	7	48	65.2
Dawson	101	66	725	65.3	2	5	48	72.4
Beathard	64	31	389	48.4	2	1	44	71.7
Wilson	1	1	9	100.0	0	0	9	104.2
Podolak	1	0	0	0	0	0	0	39.6
Keyes	1	0	0	0	0	0	0	39.6
CHIEFS TOTALS	313	173	2,039	55.3	10	13	48	68.6
Opp. Total	324	157	1,942	48.5	11	21	62t	51.7

	PASS RECEIVING				TD
	No.	Yds.	Avg.	LG	
Podolak	55	445	8.1	25	0
Taylor	34	565	16.6	46	4
Hayes	18	134	7.4	27	0
Wright	16	252	15.8	44	2
Stroud	12	216	18.0	48	2
Kinney	11	126	11.5	25	0
Ellison	9	64	7.1	17	0
Butler	8	124	15.5	48	2
West	4	65	16.3	23	0
Hamilton	2	35	17.5	20	0
Smith	2	20	10.0	17	0
Moorman	1	-1	-1.0	-1	0
Keyes	1	-6	-6	-6	0
CHIEFS TOTALS	173	2,039	11.8	48	10
Opp. Total	157	1,942	12.4	62t	11

	RUSHING				TD
	No.	Yds.	Avg.	LG	
Podolak	210	721	3.4	25	3
Ellison	108	411	3.8	19	2
Hayes	95	352	3.7	27	2
Kinney	50	128	2.6	8	1
Livingston	19	94	5.9	28	2
Dawson	6	40	6.5	13	0
Wright	5	29	5.8	13	0
Beathard	6	16	2.7	11	1
Butler	2	10	5.0	9	0
McVea	4	5	1.3	2	0
Keyes	2	1	0.5	2	0
Taylor	4	-14	-2.5	-5	0
CHIEFS TOTALS	511	1,793	3.5	28	11
Opp. Total	493	1,956	4.0	72	11

TEAM LEADERS

Scoring: Jan Stenerud 93 pts: 21 PATs, 24 FGs
INTs: Emmitt Thomas, Mike Sensibaugh, Willie Lanier, Jim Kearney Tied with 3
Punting: Jerrel Wilson 80-3,642 yds., 45.5 avg., 68 LG
Punt Returns: Larry Marshall 29-180 yds., 6.2 avg., 0 TDs
Kickoff Returns: Larry Marshall 14-391 yds., 27.9 avg., 0 TDs

LEAGUE STANDINGS



AMERICAN FOOTBALL CONFERENCE

Western Division

	W	L	T	Pct.
Oakland	9	4	1	.679
Kansas City	7	5	2	.571
Denver	7	5	2	.571
San Diego	2	11	1	.179

Central Division

	W	L	T	Pct.
Cincinnati	10	4	0	.714
Pittsburgh †	10	4	0	.714
Cleveland	7	5	2	.571
Houston	1	13	0	.071

Eastern Division

	W	L	T	Pct.
Miami	12	2	0	.857
Buffalo	9	5	0	.643
New England	5	9	0	.357
Baltimore	4	10	0	.286
N.Y. Jets	4	10	0	.286



NATIONAL FOOTBALL CONFERENCE

Western Division

	W	L	T	Pct.
Los Angeles	12	2	0	.857
Atlanta	9	5	0	.643
New Orleans	5	9	0	.357
San Francisco	5	9	0	.357

Central Division

	W	L	T	Pct.
Minnesota	12	2	0	.857
Detroit	6	7	1	.464
Green Bay	5	7	2	.429
Chicago	3	11	0	.214

Eastern Division

	W	L	T	Pct.
Dallas	10	4	0	.714
Washington †	10	4	0	.714
Philadelphia	5	8	1	.393
St. Louis	4	9	1	.321
N.Y. Giants	2	11	1	.179

AFC Championship: Miami 27, Oakland 10
NFC Championship: Minnesota 27, Dallas 10
Super Bowl VIII: Miami 24, Minnesota 7

REGULAR STARTERS

OFFENSE

WR	Elmo Wright
LT	Jim Tyrer
LG	Ed Budde
C	Jack Rudnay
RG	Mo Moorman
RT	Francis Peay
TE	Morris Stroud
WR	Otis Taylor
QB	Mike Livingston
	Len Dawson
RB	Ed Podolak
RB	Wendell Hayes
	Willie Ellison
K	Jan Stenerud

DEFENSE

LE	Marvin Upshaw
LT	Curley Culp
RT	Buck Buchanan
RE	Wilbur Young
LLB	Bobby Bell
MLB	Willie Lanier
RLB	Jim Lynch
LCB	Nate Allen
RCB	Emmitt Thomas
LS	Jim Kearney
RS	Mike Sensibaugh
P	Jerrel Wilson

PRO BOWLERS IN BOLD

TEAM STATISTICS

	CHIEFS	OPP.
TOTAL FIRST DOWNS	208	209
Rushing/Passing/Penalty	106/93/9	90/95/24
3rd Down: Made/Att.	72/204	69/206
3rd Down Pct.	35.3	33.5
TOTAL NET YARDS	3,536	3,575
Avg. Per Game	252.6	255.4
Total Plays	863	856
Avg. Per Play	4.1	4.2
NET YARDS RUSHING	1,793	1,956
Avg. Per Game	128.1	139.7
Total Rushes	511	493
Avg. Per Rush	3.5	4.0
NET PASSING OFFENSE	1,743	1,619
Avg. Per Game	124.5	115.6
Sacked/Yards Lost	39/296	38/323
Gross Yards	2,039	1,942
Attempts/Completions	313/173	324/157
Pct. of Completions	55.3	48.6
Had Intercepted	13	21
PUNTS/AVERAGE	80/45.5	87/42.9
PUNT RETURNS/YARDS	42/279	48/455
KICKOFF RETURNS/YARDS	31/725	40/1,031
PENALTIES/YARDS	83/797	63/649
FUMBLES/LOST	36/18	33/18
TOUCHDOWNS	23	22
Rushing/Passing	11/10	11/11
Defensive/Kicking Game	2/0	0/0
SAFETIES	0	0

SCORE BY PERIODS	1	2	3	4	Total
CHIEFS TOTAL	40	57	53	81	231
Opp. Total	30	71	35	56	192





8-6 • 2nd AFC West • Hank Stram

Preseason (5-2)

7/29	W	23-17	N.Y. Giants	19,304
Hall of Fame Game (Canton, OH)				
8/5	W	24-10	Chicago (Notre Dame, IN)	32,391
8/12	W	24-14	ST. LOUIS	78,190
8/21	L	17-23	BALTIMORE	76,882
8/27	W	19-13	L.A. RAMS	77,764
9/2	W	20-10	DALLAS	79,592
9/9	L	0-20	at Green Bay (Milwaukee, WI)	47,281

Regular Season (8-6)

9/17	L	10-20	MIAMI	79,829
9/25	W	20-17	at New Orleans (Mon) (N)	70,793
10/1	W	45-24	at Denver	51,656
10/8	W	31-7	at Cleveland	83,819
10/15	L	16-23	CINCINNATI	79,068
10/22	L	20-21	PHILADELPHIA	78,389
10/29	W	26-14	at San Diego	54,533
11/5	W	27-14	OAKLAND	82,094
11/12	L	7-16	at Pittsburgh	50,350
11/19	L	17-27	SAN DIEGO	79,011
11/26	L	3-26	at Oakland	54,801
12/3	W	24-21	DENVER	66,725
12/10	W	24-10	BALTIMORE	44,175
12/17	W	17-14	at Atlanta	58,850

INDIVIDUAL STATISTICS

	PASSING							
	Att.	Cmp.	Yds.	Pct.	TD	Int	LG	Rating
Dawson	305	175	1,835	57.4	13	12	44	72.8
Livingston	78	41	480	52.6	7	8	36	61.9
Wilson	1	1	20	100.0	0	0	20	118.8
CHIEFS TOTALS	384	217	2,335	56.5	20	20	44	70.2
Opp. Total	368	186	2,483	50.5	17	24	67t	60.5

	PASS RECEIVING				
	No.	Yds.	Avg.	LG	TD
Taylor	57	821	14.4	44	6
Podolak	46	345	7.5	27t	2
Hayes	31	295	9.5	29t	3
Adamle	15	76	5.1	11	0
Frazier	13	172	13.2	35	5
Homan	12	135	11.3	38	1
Otis	12	76	6.3	13	0
Wright	11	81	7.4	14	0
West	9	165	18.3	42t	2
Stroud	4	80	20.0	44	1
Kinney	4	45	11.3	19	0
Jankowski	2	24	12.0	18	0
Allen	1	20	20.0	20	0
CHIEFS TOTALS	217	2,335	10.8	44	20
Opp. Total	186	2,483	13.3	67t	17

	RUSHING				
	No.	Yds.	Avg.	LG	TD
Podolak	171	615	3.6	30	4
Hayes	128	536	4.2	28	0
Adamle	73	303	4.2	19	1
Livingston	14	133	9.5	51	0
Kinney	38	122	3.2	16	1
Otis	29	92	3.2	12	0
Dawson	15	75	5.0	20	0
Wright	1	24	24.0	24	0
Taylor	5	13	2.6	11	0
West	2	2	1.0	10	0
CHIEFS TOTALS	476	1,915	4.0	51	6
Opp. Total	453	1,805	4.0	45	12

TEAM LEADERS

Scoring: Jan Stenerud 95 pts: 32 PATs, 21 FGs
 INTs: Mike Sensibaugh 8-65 yds., 0 TDs
 Punting: Jerrel Wilson 66-2,960 yds., 44.8 avg., 69 LG
 Punt Returns: Larry Marshall 18-103 yds., 5.7 avg., 0 TDs
 Kickoff Returns: Larry Marshall 23-651 yds., 28.3 avg., 0 TDs

LEAGUE STANDINGS



AMERICAN FOOTBALL CONFERENCE

Western Division				
	W	L	T	Pct.
Oakland	10	3	1	.750
Kansas City	8	6	0	.571
Denver	5	9	0	.357
San Diego	4	9	1	.321
Central Division				
	W	L	T	Pct.
Pittsburgh	11	3	0	.786
Cleveland †	10	4	0	.714
Cincinnati	8	6	0	.571
Houston	1	13	0	.071
Eastern Division				
	W	L	T	Pct.
Miami	14	0	0	1.000
N.Y. Jets	7	7	0	.500
Baltimore	5	9	0	.357
Buffalo	4	9	1	.321
New England	3	11	0	.214



NATIONAL FOOTBALL CONFERENCE

Western Division				
	W	L	T	Pct.
San Francisco	8	5	1	.607
Atlanta	7	7	0	.500
Los Angeles	6	7	1	.464
New Orleans	2	11	1	.179
Central Division				
	W	L	T	Pct.
Green Bay	10	4	0	.714
Detroit	8	5	1	.607
Minnesota	7	7	0	.500
Chicago	4	9	1	.321
Eastern Division				
	W	L	T	Pct.
Washington	11	3	0	.786
Dallas †	10	4	0	.714
N.Y. Giants	8	6	0	.571
St. Louis	4	9	1	.321
Philadelphia	2	11	1	.179

AFC Championship: Miami 21, Pittsburgh 17
 NFC Championship: Washington 26, Dallas 3
 Super Bowl VII: Miami 14, Washington 7

REGULAR STARTERS

OFFENSE

WR	Dennis Homan
	Robert West
LT	Jim Tyrer
LG	Ed Budde
C	Jack Rudnay
RG	Mo Moorman
RT	Dave Hill
TE	Morris Stroud
	Willie Frazier
WR	Otis Taylor
QB	Len Dawson
RB	Ed Podolak
RB	Wendell Hayes
K	Jan Stenerud

DEFENSE

LE	Marvin Upshaw
LT	Curley Culp
RT	Buck Buchanan
RE	Wilbur Young
LLB	Bobby Bell
MLB	Willie Lanier
RLB	Jim Lynch
LCB	Jim Marsalis
RCB	Emmitt Thomas
LS	Jim Kearney
RS	Mike Sensibaugh
P	Jerrel Wilson

PRO BOWLERS IN BOLD

TEAM STATISTICS

	CHIEFS	OPP.
TOTAL FIRST DOWNS	245	227
Rushing/Passing/Penalty	118/116/11	93/116/18
TOTAL NET YARDS	3,956	4,027
Avg. Per Game	282.6	287.6
Total Plays	894	853
Avg. Per Play	4.4	4.7
NET YARDS RUSHING	1,915	1,805
Avg. Per Game	136.8	128.9
Total Rushes	476	453
Avg. Per Play	4.0	4.0
NET YARDS PASSING	2,038	2,222
Avg. Per Game	145.6	158.7
Sacked/Yards Lost	34/297	32/261
Gross Yards	2,335	2,483
Attempts/Completions	384/217	368/186
Pct. of Completions	56.5	50.5
Had Intercepted	20	24
PUNTS/AVERAGE	66/44.8	61/40.3
KICKOFF RETURNS/YARDS	46/1,057	43/1,083
PUNT RETURNS/YARDS	29/126	40/296
PENALTIES/YARDS	69/653	66/643
FUMBLES/LOST	23/12	35/19
TOUCHDOWNS	32	30
Rushing/Passing	6/20	12/17
Returns: Off./Def./Kicking Game*	1/5/0	0/1/0
SAFETIES	0	0

SCORE BY PERIODS	1	2	3	4	Total
CHIEFS TOTAL	20	90	85	92	287
Opp. Total	55	98	37	64	254





10-3-1 • 1st AFC West • Hank Stram

Preseason (4-1-1)

8/7	W	10-7	at Baltimore	16,771
8/14	W	12-10	ATLANTA	37,403
8/21	W	27-7	at New Orleans	70,459
8/30	W	21-16	N.Y. JETS	37,650
9/4	T	17-17	ST. LOUIS	36,743
9/11	L	17-24	at Dallas	74,035

Regular Season (10-3-1)

9/19	L	14-21	at San Diego	54,061
9/26	W	20-16	at Houston	46,498
10/3	W	16-3	at Denver	51,200
10/10	W	31-10	SAN DIEGO	50,514
10/18	W	38-16	PITTSBURGH (Mon) (N)	49,533
10/24	W	27-20	WASHINGTON	51,989
10/31	T	20-20	at Oakland	54,715
11/7	L	10-13	at N.Y. Jets	62,812
11/14	W	13-7	CLEVELAND	50,388
11/21	W	28-10	DENVER	49,945
11/25	L	21-32	at Detroit (Thur) (Thnks)	54,418
12/6	W	26-17	at San Francisco (Mon) (N)	45,306
12/12	W	16-14	OAKLAND	51,215
12/19	W	22-9	BUFFALO	48,121

AFC Divisional Playoff Game

12/25	L	24-27 2OT	MIAMI (Sat)	50,374
-------	---	-----------	-------------	--------

INDIVIDUAL STATISTICS

	Att.	Cmp.	PASSING			Int	LG	Rating
			Yds.	Pct.	TD			
Dawson	301	167	2,504	55.2	15	13	82	81.8
Livingston	28	12	130	42.9	0	0	36	57.2
Huarte	6	2	18	33.3	0	0	26	42.3
Podolak	2	2	42	100.0	0	0	23	118.8
CHIEFS TOTALS	337	183	2,694	54.3	15	13	82	79.4
Opp. Total	418	209	2,703	50.0	11	27	53	52.6

	No.	PASS RECEIVING		LG	TD
		Yds.	Avg.		
Taylor	57	1,110	19.5	82	7
Podolak	36	252	8.5	23	0
Wright	26	528	20.3	69t	3
Stroud	22	454	20.6	54	1
Hayes	16	150	10.2	26t	1
Otis	13	81	6.2	26	2
McVea	5	-3	-0.6	10	0
Homan	2	47	9.0	9	0
Frazier	2	41	20.5	23	0
Holmes	2	16	8.0	12	0
Smith	1	12	12.0	12	0
Adamle	1	6	6.0	6t	1
CHIEFS TOTALS	183	2,694	14.7	82	15
Opp. Total	209	2,703	12.9	53	11

	No.	RUSHING		LG	TD
		Yds.	Avg.		
Podolak	184	708	3.9	25	9
Hayes	132	541	4.1	27	1
McVea	68	288	4.2	19	3
Otis	49	184	3.8	14	0
Adamle	13	43	3.3	15	0
Holmes	21	35	1.7	6	0
Taylor	1	25	25.0	25t	1
Dawson	12	24	2.0	8	0
Livingston	5	11	2.2	5	0
Frazier	1	-2	-2.0	-2	0
Wright	1	-10	-10.0	-10	0
CHIEFS TOTALS	487	1,843	3.8	27	14
Opp. Total	367	1,300	3.5	28	9

TEAM LEADERS

Scoring: Jan Stenerud 110 pts: 32 PATs, 26 FGs
INTs: Emmitt Thomas 8-145 yds., 1 TD
Punting: Jerrel Wilson 64-2,864 yds., 44.8 avg., 68 LG
Punt Returns: Ed Podolak 13-84 yds., 6.5 avg., 0 TDs
Kickoff Returns: Kerry Reardon 12-308 yds., 25.7 avg., 0 TDs

LEAGUE STANDINGS



AMERICAN FOOTBALL CONFERENCE

Western Division				
	W	L	T	Pct.
Kansas City	10	3	1	.769
Oakland	8	4	2	.667
San Diego	6	8	0	.429
Denver	4	9	1	.308
Central Division				
	W	L	T	Pct.
Cleveland	9	5	0	.643
Pittsburgh	6	8	0	.429
Houston	4	9	1	.308
Cincinnati	4	10	0	.286
Eastern Division				
	W	L	T	Pct.
Miami	10	3	1	.769
Baltimore †	10	4	0	.714
New England	6	8	0	.429
N.Y. Jets	6	8	0	.429
Buffalo	1	13	0	.071



NATIONAL FOOTBALL CONFERENCE

Western Division				
	W	L	T	Pct.
San Francisco	9	5	0	.643
Los Angeles	8	5	1	.615
Atlanta	7	6	1	.538
New Orleans	4	8	2	.333
Central Division				
	W	L	T	Pct.
Minnesota	11	3	0	.786
Detroit	7	6	1	.538
Chicago	6	8	0	.429
Green Bay	4	8	2	.333
Eastern Division				
	W	L	T	Pct.
Dallas	11	3	0	.786
Washington †	9	4	1	.692
Philadelphia	6	7	1	.462
St. Louis	4	9	1	.308
N.Y. Giants	4	10	0	.286

AFC Championship: Miami 21, Baltimore 0
NFC Championship: Dallas 14, San Francisco 3
Super Bowl VI: Dallas 24, Miami 3

REGULAR STARTERS

OFFENSE		DEFENSE	
WR	Elmo Wright	LE	Marvin Upshaw
LT	Jim Tyrer	LT	Curley Culp
LG	Ed Budde	RT	Buck Buchanan
C	Jack Rudnay	RE	Aaron Brown
RG	Mo Moorman	LLB	Bobby Bell
RT	Dave Hill	MLB	Willie Lanier
TE	Morris Stroud	RLB	Jim Lynch
WR	Otis Taylor	LCB	Jim Marsalis
QB	Len Dawson	RCB	Emmitt Thomas
RB	Ed Podolak	LS	Jim Kearney
RB	Wendell Hayes	RS	Johnny Robinson
K	Jan Stenerud	P	Jerrel Wilson

PRO BOWLERS IN BOLD

TEAM STATISTICS

	CHIEFS	OPP.
TOTAL FIRST DOWNS	240	223
Rushing/Passing/Penalty	108/119/13	73/125/25
TOTAL NET YARDS	4,190	3,768
Avg. Per Game	299.3	269.1
Total Plays	859	813
Avg. Per Play	4.9	4.6
NET YARDS RUSHING	1,843	1,300
Avg. Per Game	131.6	92.9
Total Rushes	487	367
Avg. Per Play	4.0	3.7
NET YARDS PASSING	2,347	2,506
Avg. Per Game	167.6	179.0
Sacked/Yards Lost	35/347	28/235
Gross Yards	2,694	2,703
Attempts/Completions	337/183	418/209
Pct. of Completions	54.3	50.0
Had Intercepted	13	27
PUNTS/AVERAGE	64/44.8	67/40.7
PUNT RETURNS/YARDS	32/150	38/286
KICKOFF RETURNS/YARDS	47/1,031	47/1,071
Penalties/Yards	72/734	72/752
Fumbles/Lost	23/13	16/7
TOUCHDOWNS	32	21
Rushing/Passing	14/15	9/11
Defensive/Kicking Game	3/0	1/0
SAFETIES	0	1

SCORE BY PERIODS	1	2	3	4	Total
CHIEFS TOTAL	61	123	48	70	302
Opp. Total	41	71	22	74	208





7-5-2 • 2nd AFC West • Hank Stram

Preseason (4-3)

7/31 W 24-3	College All-Stars (Chicago, IL) . . .	69,940
8/8 W 30-17	at Detroit	55,032
8/14 L 3-17	BALTIMORE	38,341
8/22 W 16-13	Cleveland (Memphis, TN)	31,532
8/29 L 17-22	at Atlanta	56,990
9/5 W 13-0	at Dallas	69,055
9/12 L 24-34	at St. Louis	50,661

Regular Season (7-5-2)

9/20 L 10-27	at Minnesota	47,900
9/28 W 44-24	at Baltimore (Mon) (N)	53,911
10/4 L 13-26	at Denver	50,705
10/11 W 23-10	BOSTON	50,698
10/18 W 27-19	at Cincinnati	57,265
10/25 L 16-27	DALLAS	51,158
11/1 T 17-17	OAKLAND	51,334
11/8 W 24-9	HOUSTON	49,810
11/15 W 31-14	at Pittsburgh	50,081
11/22 T 6-6	ST. LOUIS	50,711
11/29 W 26-14	SAN DIEGO	50,315
12/6 W 16-0	DENVER	50,454
12/12 L 6-20	at Oakland (Sat)	54,596
12/20 L 13-31	at San Diego	41,379

INDIVIDUAL STATISTICS

PASSING

	Att.	Cmp.	Yds.	Pct.	TD	Int	LG	Rating
Dawson	262	141	1876	53.8	13	14	61t	71.0
Livingston	22	11	122	50.0	0	1	31	47.9
Podolak	2	2	40	100.0	0	0	24	118.8
Huarte	2	0	0	0.0	0	1	0	0.0
McVea	1	0	0	0.0	0	0	0	39.6
CHIEFS TOTALS . . .	289	154	2038	53.3	13	16	61t	67.8
Opp. Total	408	195	2280	47.8	15	31	89t	45.8

PASS RECEIVING

	No.	Yds.	Avg.	LG	TD
Taylor	34	618	18.2	59t	3
Podolak	26	307	11.8	59t	1
Hayes	26	219	8.3	28	0
Holmes	23	173	7.5	31	1
Pitts	11	172	15.6	54	2
Arbanas	8	108	14.5	26	1
Cannon	7	125	17.8	45	2
Richardson	5	171	34.2	61t	2
McVea	5	26	5.2	15	0
Garrett	4	4	1.0	5	0
Stroud	4	86	24.5	50	1
Porter	1	29	29.0	29	0
CHIEFS TOTALS . . .	154	2038	13.2	61t	13
Opp. Total	195	2280	11.7	89t	15

RUSHING

	No.	Yds.	Avg.	LG	TD
Podolak	168	749	4.5	65t	3
Hayes	109	381	3.5	22	5
McVea	61	260	4.3	34	0
Holmes	63	206	3.3	22	3
Pitts	5	84	16.8	42	0
Garrett	21	62	3.0	18	0
Dawson	11	46	4.2	21	0
Livingston	3	26	8.7	16	0
Porter	2	21	10.5	14	0
Taylor	3	13	4.3	7	0
Cannon	1	6	6.0	6	0
Richardson	1	4	4.0	4	0
CHIEFS TOTALS . . .	448	1858	4.2	65t	11
Opp. Total	418	1657	4.0	47t	10

TEAM LEADERS

Scoring: Jan Stenerud 116 pts: 26 PATs, 30 FGs
INTs: Johnny Robinson 10-155 yds., 1 TD
Punting: Jerrel Wilson 76-3415 yds., 44.9 avg., 68 LG
Punt Returns: Ed Podolak 23-311 yds., 13.5 avg., 0 TDs
Kickoff Returns: Robert Holmes 19-535 yds., 28.2 avg., 0 TDs

LEAGUE STANDINGS



AMERICAN FOOTBALL CONFERENCE

Western Division

	W	L	T	Pct.
Oakland	8	4	2	.667
Kansas City	7	5	2	.583
San Diego	5	6	3	.455
Denver	5	8	1	.385

Central Division

	W	L	T	Pct.
Cincinnati	8	6	0	.571
Cleveland	7	7	0	.500
Pittsburgh	5	9	0	.357
Houston	3	10	1	.231

Eastern Division

	W	L	T	Pct.
Baltimore	11	2	1	.846
Miami †	10	4	0	.714
N.Y. Jets	4	10	0	.286
Buffalo	3	10	1	.231
Boston	2	12	0	.143



NATIONAL FOOTBALL CONFERENCE

Western Division

	W	L	T	Pct.
San Francisco	10	3	1	.769
Los Angeles	9	4	1	.692
Atlanta	4	8	2	.333
New Orleans	2	11	1	.154

Central Division

	W	L	T	Pct.
Minnesota	12	2	0	.857
Detroit †	10	4	0	.714
Chicago	6	8	0	.429
Green Bay	6	8	0	.429

Eastern Division

	W	L	T	Pct.
Dallas	10	4	0	.714
N.Y. Giants	9	5	0	.643
St. Louis	8	5	1	.615
Washington	6	8	0	.429
Philadelphia	3	10	1	.231

AFC Championship: Baltimore 27, Oakland 17
NFC Championship: Dallas 17, San Francisco 10
Super Bowl V: Baltimore 16, Dallas 13

REGULAR STARTERS

OFFENSE

WR	Frank Pitts
LT	Jim Tyrer
LG	Ed Budde
C	Jack Rudnay
	E.J. Holub
RG	Mo Moorman
RT	Dave Hill
TE	Fred Arbanas
	Morris Stroud
WR	Otis Taylor
QB	Len Dawson
RB	Mike Garrett
	Ed Podolak
RB	Wendell Hayes
K	Jan Stenerud

DEFENSE

LE	Jerry Mays
LT	Curley Culp
RT	Buck Buchanan
RE	Aaron Brown
LLB	Bobby Bell
MLB	Willie Lanier
RLB	Jim Lynch
LCB	Jim Marsalis
RCB	Emmitt Thomas
LS	Jim Kearney
RS	Johnny Robinson
P	Jerrel Wilson

PRO BOWLERS IN BOLD

TEAM STATISTICS

	CHIEFS	OPP.
TOTAL FIRST DOWNS	183	226
Rushing/Passing/Penalty	83/86/14	83/111/32
TOTAL NET YARDS	3577	3667
Avg. Per Game	255.5	261.9
Total Plays	775	861
Avg. Per Play	4.6	4.3
NET YARDS RUSHING	1858	1657
Avg. Per Game	132.7	118.4
Total Rushes	448	418
Avg. Per Play	4.1	4.0
NET YARDS PASSING	1719	2010
Avg. Per Game	122.8	143.6
Sacked/Yards Lost	38/319	35/270
Gross Yards	2038	2280
Attempts/Completions	289/154	408/195
Pct. of Completions	53.3	47.8
Had Intercepted	16	31
PUNTS/AVERAGE	76/44.9	79/38.7
PUNT RETURNS/YARDS	31/371	51/414
KICKOFF RETURNS/YARDS	44/997	
PENALTIES/YARDS	83/888	71/817
FUMBLES/LOST	26/15	22/12
TOUCHDOWNS	26	26
Rushing/Passing	11/13	10/15
Defensive/Kicking Game	2/0	1/0
SAFETIES	0	0

SCORE BY PERIODS

	1	2	3	4	Total
CHIEFS TOTAL	53	98	46	75	272
Opp. Total	32	77	51	84	244





11-3 • 2nd AFL West • Hank Stram

Preseason (6-0)

8/2	W	23-17	Oakland (Birmingham, AL).....	21,000
8/9	W	38-13	DETROIT.....	38,027
8/16	W	23-7	Cincinnati (Jackson, MS).....	24,513
8/23	W	42-14	at L.A. Rams.....	58,306
8/28	W	31-21	at St. Louis.....	48,006
9/6	W	14-10	ATLANTA.....	37,273

Regular Season (11-3)

9/14	W	27-9	at San Diego.....	47,988
9/21	W	31-0	at Boston.....	22,002
9/28	L	19-24	at Cincinnati.....	27,812
10/5	W	26-13	at Denver.....	50,564
10/12	W	24-0	HOUSTON.....	45,805
10/19	W	17-10	MIAMI.....	49,809
10/26	W	42-22	CINCINNATI.....	50,934
11/2	W	29-7	at Buffalo.....	45,844
11/9	W	27-3	SAN DIEGO.....	51,104
11/16	W	34-16	at N.Y. Jets.....	63,849
11/23	L	24-27	OAKLAND.....	51,982
11/27	W	31-17	DENVER (Thur) (Thnks).....	48,773
12/7	W	22-19	BUFFALO.....	47,712
12/13	L	6-10	at Oakland (Sat).....	54,443

AFL Divisional Playoff Game

12/20	W	13-6	at N.Y. Jets (Sat).....	62,977
-------	---	------	-------------------------	--------

AFL Championship Game

1/4	W	17-7	at Oakland.....	54,443
-----	---	------	-----------------	--------

Super Bowl IV

1/11	W	23-7	Minnesota (New Orleans, LA)....	80,562
------	---	------	---------------------------------	--------

INDIVIDUAL STATISTICS

PASSING

	Att.	Cmp.	Yds.	Pct.	TD	Int	LG	Rating
Dawson.....	166	98	1,323	59.0	9	13	55t	69.9
Livingston.....	161	84	1,123	52.2	4	6	93t*	67.4
Lee.....	20	12	109	60.0	1	1	31	70.6
McVea.....	3	1	50	33.0	1	0	50t	121.5
Flores.....	1	1	33	100.0	1	0	33t	158.3
CHIEFS TOTALS	351	196	2,638	55.8	16	20	93t*	71.4
Opp. Total.....	426	200	2,491	46.9	10	32	80	42.1

PASS RECEIVING

	No.	Yds.	Avg.	LG	TD
Garrett.....	43	432	10.0	41	2
Taylor.....	41	696	17.0	79	7
Pitts.....	31	470	15.8	50	2
Holmes.....	26	266	10.2	33t	3
Richardson.....	23	381	16.6	39	2
Arbanas.....	16	258	16.1	44	0
Hayes.....	9	64	7.1	17	0
McVea.....	7	71	10.1	22	0
CHIEFS TOTALS	196	2,638	13.5	79	16
Opp. Total.....	200	2,491	12.5	80	10

RUSHING

	No.	Yds.	Avg.	LG	TD
Garrett.....	168	732	4.4	34	6
Holmes.....	150	612	4.1	25	2
McVea.....	106	500	4.7	80	7
Hayes.....	62	208	3.4	11	4
Livingston.....	15	102	6.8	39	0
Lowe.....	10	33	3.3	18	0
Pitts.....	5	28	5.6	11	0
Dawson.....	1	3	3.0	3	0
Lee.....	1	3	3.0	3	0
Arbanas.....	1	1	1.0	1	0
Flores.....	1	0	0.0	0	0
Taylor.....	2	-2	-1.0	10	0
CHIEFS TOTALS	522	2,220	4.3	80	19
Opp. Total.....	314	1,091	3.5	50	8

TEAM LEADERS

Scoring: Jan Stenerud..... 119 pts: 38 PATs, 27 FGs
INTs: Emmitt Thomas..... 9-146 yds., 1 TDs
Punting: Jerrel Wilson..... 68-3,022 yds., 44.4 avg., 62 LG
Punt Returns: Noland Smith..... 9-107 yds., 11.9 avg., 0 TDs
Kickoff Returns: Warren McVea..... 13-318 yds., 24.5 avg., 0 TDs
 *93-yard touchdown pass was a 79-yard completion to Otis Taylor, with a lateral to Robert Holmes for 14 yards to finish the scoring play.

LEAGUE STANDINGS



AMERICAN FOOTBALL LEAGUE

Western Division

	W	L	T	Pct.
Oakland	12	1	1	.923
Kansas City †	11	3	0	.786
San Diego	8	6	0	.571
Denver	5	8	1	.385
Cincinnati	4	9	1	.308

Eastern Division

	W	L	T	Pct.
N.Y. Jets	10	4	0	.714
Houston †	6	6	2	.500
Boston	4	10	0	.286
Buffalo	4	10	0	.286
Miami	3	10	1	.231

AFL Divisional Playoffs

Kansas City 13, N.Y. Jets 6

Oakland 56, Houston 7

AFL Championship

Kansas City 17, Oakland 7

NFL Championship

Minnesota 27, Cleveland 7

Super Bowl IV

Kansas City 23, Minnesota 7



NATIONAL FOOTBALL LEAGUE

Western Conference

	W	L	T	Pct.
Coastal Division				
Los Angeles	11	3	0	.786
Baltimore	8	5	1	.615
Atlanta	8	8	0	.500
San Francisco	4	8	2	.333

Central Division

	W	L	T	Pct.
Minnesota	12	2	0	.857
Detroit	9	4	1	.692
Green Bay	8	6	0	.571
Chicago	1	13	0	.071

Eastern Conference

	W	L	T	Pct.
Capitol Division				
Dallas	11	2	1	.846
Washington	7	5	2	.583
New Orleans	5	9	0	.357
Philadelphia	4	9	1	.308

Century Division

	W	L	T	Pct.
Cleveland	10	3	1	.769
N.Y. Giants	6	8	0	.429
St. Louis	4	9	1	.308
Pittsburgh	1	13	0	.071

REGULAR STARTERS

OFFENSE

WR	Frank Pitts
LT	Jim Tyrer
LG	Ed Budde
C	E.J. Holub
RG	Mo Moorman
RT	Dave Hill
TE	Fred Arbanas
WR	Gloster Richardson
QB	Len Dawson
	Mike Livingstone
RB	Mike Garrett
RB	Robert Holmes
K	Jan Stenerud

DEFENSE

LE	Jerry Mays
LT	Curley Culp
RT	Buck Buchanan
RE	Aaron Brown
LLB	Bobby Bell
MLB	Willie Lanier
RLB	Jim Lynch
LCB	Jim Marsalis
RCB	Emmitt Thomas
LS	Jim Kearney
RS	Johnny Robinson
P	Jerrel Wilson

ALL-STARS IN BOLD

TEAM STATISTICS

	CHIEFS	OPP.
TOTAL FIRST DOWNS.....	258	181
Rushing/Passing/Penalty.....	129/125/4	53/111/17
TOTAL NET YARDS.....	4,607	3,163
Avg. Per Game.....	329.1	225.9
Total Plays.....	899	788
Avg. Per Play.....	5.2	4.0
NET YARDS RUSHING.....	2,220	1091
Avg. Per Game.....	158.6	77.9
Total Rushes.....	522	316
Avg. Per Play.....	4.3	3.5
NET YARDS PASSING.....	2,387	2,072
Avg. Per Game.....	170.5	148.0
Sacked/Yards Lost.....	26/251	48/419
Gross Yards.....	2,638	2,491
Attempts/Completions.....	351/196	426/200
Pct. of Completions.....	55.8	46.9
Had Intercepted.....	20	32
PUNTS/AVERAGE.....	68/44.4	84/43.0
PUNT RETURNS/YARDS.....	33/242	43/509
KICKOFF RETURNS/YARDS.....	41/1,090	59/1,431
PENALTIES/YARDS.....	62/757	39/434
FUMBLES/LOST.....	34/19	25/15
TOUCHDOWNS.....	40	19
Rushing/Passing.....	19/16	6/10
Defensive/Kicking Game.....	2/3	3/0
SAFETIES.....	0	1

SCORE BY PERIODS

	1	2	3	4	Total
CHIEFS TOTAL	81	117	50	111	359
Opp. Total	29	45	36	67	177





12-2 • (Tie) 1st AFL West • Hank Stram

Preseason (4-1)

8/3	W	38-14	at Cincinnati	21,682
8/10	W	13-10	at Minnesota	46,228
8/17	W	13-10	ST. LOUIS	47,462
8/24	W	31-21	OAKLAND	43,769
8/31	L	16-36	at L.A. Rams	54,323

Regular Season (12-2)

9/10	W	26-21	at Houston (Mon) (N)	45,083
9/15	L	19-20	N.Y. JETS	48,871
9/22	W	34-2	DENVER	45,821
9/28	W	48-3	at Miami (Sat) (N)	28,501
10/5	W	18-7	at Buffalo (Sat) (N)	40,748
10/13	W	13-3	CINCINNATI	47,096
10/20	W	24-10	OAKLAND	50,015
10/27	W	27-20	SAN DIEGO	50,344
11/3	L	21-38	at Oakland	53,357
11/10	W	16-9	at Cincinnati	25,537
11/17	W	31-17	BOSTON	48,271
11/28	W	24-10	HOUSTON (Thur) (Thnks)	48,493
12/8	W	40-3	at San Diego	51,174
12/14	W	30-7	at Denver (Sat)	38,463

AFL Divisional Playoff Game

12/22	L	6-41	at Oakland	54,444
-------	---	------	------------	--------

INDIVIDUAL STATISTICS

	PASSING							
	Att.	Cmp.	Yds.	Pct.	TD	Int	LG	Rating
Dawson	224	131	2,109	58.5	17	9	92	98.6
Lee	45	25	383	55.6	3	1	61	96.8
Garrett	1	0	0	0.0	0	1	0	0.0
CHIEFS TOTALS	270	156	2,492	57.8	20	11	92	96.4
Opp. Total	461	214	3,262	46.4	14	37	82	46.9

	PASS RECEIVING				
	No.	Yds.	Avg.	LG	TD
Garrett	33	359	10.9	43	3
Pitts	30	655	21.8	90	6
Richardson	22	494	22.5	92	6
Taylor	20	420	21.0	67	4
Holmes	19	201	10.6	43	0
Hayes	12	108	9.0	22	1
Arbanas	11	189	17.2	48	0
McClinton	3	-4	-1.3	5	0
Carolan	2	26	13.0	19	0
Coan	2	15	7.5	12	0
Wilson	1	14	14.0	14	0
Smith	1	15	15.0	15	0
CHIEFS TOTALS	156	2,492	16.0	92	20
Opp. Total	214	3,262	15.2	82	14

	RUSHING				
	No.	Yds.	Avg.	LG	TD
Holmes	174	866	5.0	76	7
Garrett	164	564	3.4	37	3
Hayes	85	340	4.0	25	4
Coan	40	160	4.0	24	1
Pitts	11	107	9.7	28	0
McClinton	24	107	4.5	19	0
Taylor	5	41	8.2	30	1
Dawson	20	40	2.0	22	0
Arbanas	3	14	4.7	8	0
Livingston	2	2	1.0	3	0
Wilson	5	1	0.2	3	0
Smith	2	-2	-1.0	1	0
Richardson	1	-3	-3.0	-3	0
Lowe	1	-10	-10.0	-10	0
CHIEFS TOTALS	537	2,227	4.2	76	16
Opp. Total	365	1,266	3.5	36	4

TEAM LEADERS

Scoring: Jan Stenerud 129 pts: 39 PATs, 30 FGs
INTs: Johnny Robinson 6-40 yds., 0 TDs
Punting: Jerrel Wilson 63-2,841 yds., 45.1 avg., 70 LG
Punt Returns: Noland Smith 18-270 yds., 15.0 avg., 1 TD
Kickoff Returns: Noland Smith 23-549 yds., 23.9 avg., 0 TDs

LEAGUE STANDINGS



AMERICAN FOOTBALL LEAGUE

Western Division

	W	L	T	Pct.
Oakland	12	2	0	.857
Kansas City	12	2	0	.857
San Diego	9	5	0	.643
Denver	5	9	0	.357
Cincinnati	3	11	0	.214

Eastern Division

	W	L	T	Pct.
N.Y. Jets	11	3	0	.786
Houston	7	7	0	.500
Miami	5	8	1	.385
Boston	4	10	0	.286
Buffalo	1	12	1	.077

AFL Western Division Playoff

Oakland 41, Kansas City 6

AFL Championship

N.Y. Jets 27, Oakland 23

NFL Championship

Baltimore 34, Cleveland 0

Super Bowl III

N.Y. Jets 16, Baltimore 7



NATIONAL FOOTBALL LEAGUE

Western Conference

Coastal Division	W	L	T	Pct.
Baltimore	13	1	0	.929
Los Angeles	10	3	1	.769
San Francisco	7	6	1	.538
Atlanta	2	12	0	.143

Central Division	W	L	T	Pct.
Minnesota	8	6	0	.571
Chicago	7	7	0	.500
Green Bay	6	7	1	.462
Detroit	4	8	2	.333

Eastern Conference

Capitol Division	W	L	T	Pct.
Dallas	12	2	0	.857
N.Y. Giants	7	7	0	.500
Washington	5	9	0	.357
Philadelphia	2	12	0	.143

Century Division	W	L	T	Pct.
Cleveland	10	4	0	.714
St. Louis	9	4	1	.692
New Orleans	4	9	1	.308
Pittsburgh	2	11	1	.154

REGULAR STARTERS

OFFENSE

WR	Frank Pitts
LT	Jim Tyrer
LG	Ed Budde
C	E.J. Holub
RG	Mo Moorman
RT	Dave Hill
TE	Fred Arbanas
WR	Gloster Richardson
	Otis Taylor
QB	Len Dawson
RB	Mike Garrett
RB	Robert Holmes
K	Jan Stenerud

DEFENSE

LE	Jerry Mays
LT	Ed Lothamer
RT	Buck Buchanan
RE	Aaron Brown
LLB	Bobby Bell
MLB	Willie Lanier
RLB	Jim Lynch
LCB	Emmitt Thomas
RCB	Willie Mitchell
LS	Jim Kearney
RS	Johnny Robinson
P	Jerrel Wilson

ALL-STARS IN BOLD

TEAM STATISTICS

	CHIEFS	OPP.
FIRST DOWNS	223	215
Rushing/Passing/Penalty	123/89/11	52/140/23
TOTAL NET YARDS	4,503	4,389
Avg. Per Game	321.6	313.5
Total Plays	831	871
Avg. Per Play	5.4	5.0
NET YARDS RUSHING	2,227	1,266
Avg. Per Game	159.1	90.4
Total Rushes	537	365
Avg. Per Play	4.1	3.5
NET YARDS PASSING	2,276	2,822
Avg. Per Game	162.6	201.6
Sacked/Yards Lost	24/216	45/440
Gross Yards	2,492	3,562
Attempts/Completions	270/156	461/214
Pct. of Completions	57.8	46.4
Had Intercepted	11	37
PUNTS/AVERAGE	65/45.3	73/42.8
PUNT RETURNS/YARDS	31/450	31/220
KICKOFF RETURNS/YARDS	38/736	54/1,044
PENALTIES/YARDS	66/650	62/555
FUMBLES/LOST	26/16	22/12
TOUCHDOWNS	40	18
Rushing/Passing	16/20	4/14
Defensive/Kicking Game	2/2	0/0
SAFETIES	1	1

SCORE BY PERIODS

	1	2	3	4	Total
CHIEFS TOTAL	90	111	71	99	371
Opp. Total	46	57	40	27	170





Preseason (4-1)

8/5	W	24-9	at Houston	36,362
8/12	W	30-17	N.Y. Jets (Birmingham, AL)	53,109
8/19	W	48-0	Oakland (Portland, OR)	13,352
8/23	W	66-24	CHICAGO	33,041
9/1	L	24-44	at L.A. Rams	73,990

Regular Season (9-5)

9/9	W	25-20	at Houston (Sat) (N)	28,003
9/24	W	24-0	at Miami	36,272
10/1	L	21-23	at Oakland	50,268
10/8	W	41-0	MIAMI	45,291
10/15	L	31-45	at San Diego	43,355
10/22	L	19-24	HOUSTON	46,365
10/29	W	52-9	DENVER	44,002
11/5	W	42-18	N.Y. JETS	46,642
11/12	W	33-10	at Boston	23,010
11/19	L	16-17	SAN DIEGO	46,738
11/23	L	22-44	OAKLAND (Thur) (Thnks)	44,020
12/3	W	23-13	BUFFALO	41,948
12/10	W	21-7	at N.Y. Jets	62,891
12/17	W	38-24	at Denver	31,660

INDIVIDUAL STATISTICS

	PASSING							Rating
	Att.	Cmp.	Yds.	Pct.	TD	Int	LG	
Dawson	357	206	2,651	57.7	24	17	71t	83.7
Lee	19	6	105	31.6	1	2	29	29.4
Garrett	4	1	17	25.0	1	0	17t	84.4
Beathard	2	0	0	0.0	0	0	0	39.6
CHIEFS TOTALS	382	213	2,773	55.8	26	19	71t	80.8
Opp. Total	462	229	2,890	49.6	13	31	76	50.9

	PASS RECEIVING				
	No.	Yds.	Avg.	LG	TD
Taylor	59	958	16.2	71t	11
Garrett	46	261	5.7	34	1
McClinton	26	219	8.4	25	1
Burford	25	389	15.6	55	3
Arbanas	20	295	14.8	43	5
G. Thomas	13	99	7.6	27	2
Richardson	12	312	26.0	56	2
Coan	5	41	8.2	24	0
Pitts	4	131	32.8	59	1
Carolan	2	26	13.0	23	0
N. Smith	1	42	42.0	42	0
CHIEFS TOTALS	213	2,773	13.0	71t	26
Opp. Total	229	2,890	12.6	76	13

	RUSHING				
	No.	Yds.	Avg.	LG	TD
Garrett	236	1,087	4.6	58	9
McClinton	97	392	4.0	34	2
Coan	63	275	4.4	38	4
G. Thomas	35	133	3.8	19	1
Dawson	20	68	3.4	24	0
Taylor	5	29	5.8	24	1
Pitts	3	19	6.3	15	1
Wilson	1	10	10.0	10	0
N. Smith	1	8	8.0	8	0
Lee	1	-3	-3.0	-3	0
CHIEFS TOTALS	462	2,018	4.4	58	18
Opp. Total	343	1,408	4.1	67t	10

TEAM LEADERS

Scoring: Jan Stenerud 108 pts: 45 PATs, 21 FGs
INTs: Fletcher Smith 6-150 yds., 0 TDs
Punting: Jerrel Wilson 41-1,739 yds., 42.4 avg., 59 LG
Punt Returns: Noland Smith 26-212 yds., 8.2 avg., 0 TDs
Kickoff Returns: Noland Smith 41-1,148 yds., 28.0 avg., 1 TD

LEAGUE STANDINGS



AMERICAN FOOTBALL LEAGUE

Western Division

	W	L	T	Pct.
Oakland	13	1	0	.929
Kansas City	9	5	0	.643
San Diego	8	5	1	.615
Denver	3	11	0	.214

Eastern Division

	W	L	T	Pct.
Houston	9	4	1	.692
N.Y. Jets	8	5	1	.615
Buffalo	4	10	0	.286
Miami	5	8	1	.385
Boston	3	10	1	.231

AFL Championship
Oakland 40, Houston 7

NFL Championship
Green Bay 21, Dallas 17

Super Bowl II
Green Bay 33, Oakland 14



NATIONAL FOOTBALL LEAGUE

Western Conference

Coastal Division		W	L	T	Pct.
Los Angeles	11	1	2	.917	
Baltimore	11	1	2	.917	
San Francisco	7	7	0	.500	
Atlanta	1	12	1	.077	

Central Division

	W	L	T	Pct.
Green Bay	9	4	1	.692
Chicago	7	6	1	.538
Detroit	5	7	2	.417
Minnesota	3	8	3	.273

Eastern Conference

Capitol Division		W	L	T	Pct.
Dallas	9	5	0	.643	
Philadelphia	6	7	1	.462	
Washington	5	6	3	.455	
New Orleans	3	11	0	.214	

Century Division

	W	L	T	Pct.
Cleveland	9	5	0	.643
N.Y. Giants	7	7	0	.500
St. Louis	6	7	1	.462
Pittsburgh	4	9	1	.308

REGULAR STARTERS

OFFENSE		DEFENSE	
WR	Chris Burford	LE	Jerry Mays
LT	Jim Tyrer	LT	Andy Rice
LG	Ed Budde		Ed Lothamer
C	Jon Gilliam	RT	Buck Buchanan
RG	Curt Merz	RE	Chuck Hurston
RT	Dave Hill	LLB	Bobby Bell
TE	Fred Arbanas	MLB	Sherrill Headrick
WR	Gloster Richardson	RLB	E.J. Holub
	Otis Taylor	LCB	Emmitt Thomas
QB	Len Dawson	RCB	Willie Mitchell
RB	Mike Garrett	LS	Bobby Hunt
RB	Curtis McClinton	RS	Johnny Robinson
K	Jan Stenerud	P	Jerrel Wilson
			Wayne Walker

ALL-STARS IN BOLD

TEAM STATISTICS

	CHIEFS	OPP.
TOTAL FIRST DOWNS	251	221
Rushing/Passing/Penalty	116/117/18	73/132/16
TOTAL NET YARDS	4,490	3,944
Avg. Per Game	320.7	281.7
Total Plays	872	843
Avg. Per Play	5.1	4.7
NET YARDS RUSHING	2,018	1,408
Avg. Per Game	144.1	100.6
Total Rushes	462	343
Avg. Per Play	4.4	4.1
NET YARDS PASSING	2,472	2,536
Avg. Per Game	176.6	181.1
Sacked/Yards Lost	32/301	38/354
Gross Yards	2,773	2,536
Attempts/Completions	382/213	462/229
Pct. of Completions	55.8	49.6
Had Intercepted	19	31
PUNTS/AVERAGE	62/40.6	64/43.0
PUNT RETURNS/YARDS	33/245	31/331
KICKOFF RETURNS/YARDS	53/1,245	55/1,207
PENALTIES/YARDS	68/680	76/747
FUMBLES/LOST	28/8	34/18
TOUCHDOWNS	49	30
Rushing/Passing	18/26	10/13
Defensive/Kicking Game	4/1	6/1
SAFETIES	1	0

SCORE BY PERIODS	1	2	3	4	Total
CHIEFS TOTAL	87	143	83	95	408
Opp. Total	61	91	36	66	254





11-2-1 • 1st AFL West • Hank Stram

Preseason (4-0)

8/6	W	32-30	at Denver	17,771
8/12	W	33-0	at Miami	34,277
8/20	W	31-21	San Diego (Anaheim, CA)	36,038
8/27	W	31-20	HOUSTON	25,270

Regular Season (11-2-1)

9/11	W	42-20	at Buffalo	42,023
9/18	W	32-10	at Oakland	50,746
9/25	W	43-24	at Boston	22,641
10/2	L	14-29	BUFFALO	43,885
10/8	W	37-10	DENVER (Sat) (N)	33,929
10/16	L	13-34	OAKLAND	33,057
10/23	W	56-10	at Denver	26,196
10/30	W	48-23	HOUSTON	31,676
11/6	W	24-14	SAN DIEGO	40,986
11/13	W	34-16	MIAMI	34,063
11/20	T	27-27	BOSTON	41,475
11/27	W	32-24	at N.Y. Jets	60,318
12/11	W	19-18	at Miami	17,881
12/18	W	27-17	at San Diego	28,348

AFL Championship Game

1/1	W	31-7	at Buffalo	42,080
-----	---	------	------------	--------

Super Bowl I

1/15	L	10-35	Green Bay (Los Angeles, CA)	61,946
------	---	-------	-----------------------------	--------

LEAGUE STANDINGS



AMERICAN FOOTBALL LEAGUE

Western Division

	W	L	T	Pct.
Kansas City	11	2	1	.846
Oakland	8	5	1	.615
San Diego	7	6	1	.538
Denver	4	10	0	.286

Eastern Division

	W	L	T	Pct.
Buffalo	9	4	1	.692
Boston	8	4	2	.667
N.Y. Jets	6	6	2	.500
Houston	3	11	0	.214
Miami	3	11	0	.214

AFL Championship
Kansas City 31, Buffalo 7

NFL Championship
Green Bay 34, Dallas 27

Super Bowl I
Green Bay 35, Kansas City 10



NATIONAL FOOTBALL LEAGUE

Western Conference

	W	L	T	Pct.
Green Bay	12	2	0	.857
Baltimore	9	5	0	.643
Los Angeles	8	6	0	.571
San Francisco	6	6	2	.500
Chicago	5	7	2	.417
Detroit	4	9	1	.308
Minnesota	4	9	1	.308

Eastern Conference

	W	L	T	Pct.
Dallas	10	3	1	.769
Cleveland	9	5	0	.643
Philadelphia	9	5	0	.643
St. Louis	8	5	1	.615
Washington	7	7	0	.500
Pittsburgh	5	8	1	.385
Atlanta	3	11	0	.214
N.Y. Giants	1	12	1	.077

INDIVIDUAL STATISTICS

PASSING								
	Att.	Cmp.	Yds.	Pct.	TD	Int	LG	Rating
Dawson	284	159	2,527	56.0	26	10	89	101.7
Beathard	96	39	578	43.3	4	4	77	61.3
Coan	1	1	18	100.0	1	0	18	158.3
Garrett	1	0	0	0.0	0	0	0	39.6
Taylor	1	0	0	0.0	0	1	0	0.0
CHIEFS TOTALS	377	199	3,123	52.8	31	15	89	91.4
Opp. Total	494	226	2,876	45.7	18	33	76	48.8

PASS RECEIVING					
	No.	Yds.	Avg.	LG	TD
Taylor	58	1,297	22.4	89	8
Burford	58	758	13.1	38	8
Arbanas	22	305	13.9	36	4
McClinton	19	285	15.0	68	5
Coan	18	131	7.3	20	2
Garrett	15	175	11.7	36	1
Carolan	7	154	22.0	45	3
Pitts	1	11	11.0	11	0
Wilson	1	7	7.0	7	0
CHIEFS TOTALS	199	3,123	15.7	89	31
Opp. Total	226	2,876	12.7	76	18

RUSHING					
	No.	Yds.	Avg.	LG	TD
Garrett	147	801	5.5	77	6
McClinton	140	540	3.9	49	4
Coan	96	521	5.4	57	7
Dawson	24	167	7.0	18	0
Beathard	20	152	7.6	52	1
G. Thomas	7	53	7.6	28	1
Taylor	2	33	16.5	19	0
Wilson	3	7	2.3	5	0
CHIEFS TOTALS	439	2,274	5.2	77	19
Opp. Total	353	1,356	3.8	41	10

TEAM LEADERS

Scoring: Mike Mercer 93 pts: 33 PATs, 20 FGs
INTs: Johnny Robinson 10-136 yds., 1 TD
 Bobby Hunt 10-113 yds., 0 TDs
Punting: Jerrel Wilson 62-2,715 yds., 43.8 avg., 69 LG
Punt Returns: Mike Garrett 17-139 yds., 8.2 avg., 1 TD
Kickoff Returns: Emmitt Thomas 29-673 yds., 23.2 avg., 0 TDs

REGULAR STARTERS

OFFENSE		DEFENSE	
WR	Chris Burford	LE	Jerry Mays
LT	Jim Tyrer	LT	Andy Rice
LG	Ed Budde		Ed Lothamer
C	Jon Gilliam	RT	Buck Buchanan
	Wayne Frazier	RE	Chuck Hurston
RG	Curt Merz	LLB	Bobby Bell
RT	Dave Hill	MLB	Sherrill Headrick
TE	Fred Arbanas	RLB	E.J. Holub
WR	Otis Taylor	LCB	Fred Williamson
QB	Len Dawson	RCB	Willie Mitchell
RB	Mike Garrett	SS	Bobby Hunt
RB	Curtis McClinton	FS	Johnny Robinson
K	Mike Mercer	P	Jerrel Wilson
	Tommy Brooker		

ALL-STARS IN BOLD

TEAM STATISTICS

	CHIEFS	OPP.
TOTAL FIRST DOWNS	266	222
Rushing/Passing/Penalty	106/140/20	75/125/22
TOTAL NET YARDS	5,114	3,970
Avg. Per Game	365.3	283.6
Total No. Plays	846	873
Avg. Per Play	6.0	4.6
NET YARDS RUSHING	2,274	1,356
Avg. Per Game	162.4	96.9
Total Rushes	439	353
Avg. Per Play	5.2	3.8
NET YARDS PASSING	2,840	2,614
Avg. Per Game	202.9	186.7
Sacked/Yards Lost	30/283	26/262
Gross Yards	3,123	2,876
Attempts/Completions	377/199	494/226
Pct. of Completions	52.8	45.7
Had Intercepted	15	33
PUNTS/AVERAGE	62/43.8	69/41.3
PUNT RETURNS/YARDS	31/276	36/359
KICKOFF RETURNS/YARDS	54/114	84/2,045
PENALTIES/YARDS	61/680	56/592
FUMBLES/LOST	21/16	21/8
TOUCHDOWNS	55	32
Rushing/Passing	19/31	10/18
Defensive/Kicking Game	3/2	2/2
SAFETIES	0	0

SCORE BY PERIODS	1	2	3	4	Total
CHIEFS TOTAL	158	80	94	116	448
Opp. Total	30	118	50	78	276





7-5-2 • 3rd AFL West • Hank Stram

Preseason (3-2)

8/7	W	30-24	at Denver	17,077
8/15	L	10-31	SAN DIEGO	13,132
8/22	L	6-23	at Oakland	13,592
8/28	W	18-16	Buffalo (Wichita, KS)	8,630
9/4	W	34-7	BOSTON	15,157

Regular Season (7-5-2)

9/12	L	10-37	at Oakland	18,659
9/18	W	14-10	at N.Y. Jets (Sat) (N)	53,658
9/26	T	10-10	at San Diego	28,126
10/3	W	27-17	BOSTON	26,773
10/10	W	31-23	at Denver	31,001
10/17	L	7-23	BUFFALO	26,941
10/24	L	36-38	at Houston	34,670
10/31	W	14-7	OAKLAND	18,354
11/7	L	10-13	N.Y. JETS	25,523
11/14	W	31-7	SAN DIEGO	21,968
11/21	T	10-10	at Boston	13,056
11/28	W	52-21	HOUSTON	16,459
12/12	L	25-34	at Buffalo	40,298
12/19	W	45-35	DENVER	14,421

INDIVIDUAL STATISTICS

	Att.	Cmp.	PASSING			Int	LG	Rating
			Yds.	Pct.	TD			
Dawson	305	163	2,262	53.4	21	14	67	81.3
Beathard	89	36	632	40.5	1	6	73	41.0
McClinton	1	0	0	0	0	0	0	39.6
CHIEFS TOTALS	395	199	2,894	50.4	22	20	73	72.1
Opp. Total	451	216	2,711	46.3	18	20	66	61.9

	No.	PASS RECEIVING		LG	TD
		Yds.	Avg.		
Burford	47	575	12.2	57	6
McClinton	37	590	15.9	69	3
Jackson	28	440	15.7	73	1
Taylor	26	446	17.2	48	5
Arbanas	24	418	17.4	67	4
Hill	21	264	12.6	46	1
Coan	9	85	9.4	23	2
Carolan	6	65	10.8	14	0
Pitts	1	11	11.0	11	0
CHIEFS TOTALS	199	2,894	14.5	73	22
Opp. Total	203	2,711	12.6	66	18

	No.	RUSHING		LG	TD
		Yds.	Avg.		
McClinton	175	661	3.8	48	6
Hill	125	627	5.0	66	2
Dawson	43	142	3.3	40	2
Coan	45	137	3.0	21	1
Beathard	25	138	5.5	26	4
Taylor	2	26	8.5	15	0
Jackson	1	17	26.0	26	0
Wilson	2	4	2.0	3	0
CHIEFS TOTALS	418	1,752	4.2	66	15
Opp. Total	383	1,366	3.6	48	14

TEAM LEADERS

Scoring: Tommy Brooker 76 pts: 37 PATs, 13 FGs
INTs: Fred Williamson 6-89 yds., 0 TDs
Punting: Jerrel Wilson 69-3,132 yds., 45.4 avg., 64 LG
Punt Returns: Willie Mitchell 19-242 yds., 12.7 avg., 1 TD
Kickoff Returns: Bert Coan 19-479 yds., 25.2 avg., 0 TDs

LEAGUE STANDINGS



AMERICAN FOOTBALL LEAGUE

Western Division				
	W	L	T	Pct.
San Diego	9	2	3	.818
Oakland	8	5	1	.615
Kansas City	7	5	2	.583
Denver	4	10	0	.286
Eastern Division				
	W	L	T	Pct.
Buffalo	10	3	1	.769
N.Y. Jets	5	8	1	.385
Boston	4	8	2	.333
Houston	4	10	0	.286

AFL Championship
Buffalo 23, San Diego 0

NFL Western Conference Playoff
Green Bay 13, Baltimore 10 OT
NFL Championship
Green Bay 23, Cleveland 12



NATIONAL FOOTBALL LEAGUE

Western Conference				
	W	L	T	Pct.
Green Bay	10	3	1	.769
Baltimore	10	3	1	.769
Chicago	9	5	0	.643
San Francisco	7	6	1	.538
Minnesota	7	7	0	.500
Detroit	6	7	1	.462
Los Angeles	4	10	0	.286
Eastern Conference				
	W	L	T	Pct.
Cleveland	11	3	0	.786
Dallas	7	7	0	.500
N.Y. Giants	7	7	0	.500
Washington	6	8	0	.429
Philadelphia	5	9	0	.357
St. Louis	5	9	0	.357
Pittsburgh	2	12	0	.143

REGULAR STARTERS

OFFENSE		DEFENSE	
WR	Chris Burford	LE	Jerry Mays
LT	Jim Tyrer	LT	Ed Lothamer
LG	Ed Budde	RT	Buck Buchanan
C	Jon Gilliam	RE	Mel Branch
RG	Curt Merz	LLB	Bobby Bell
RT	Dave Hill	MLB	Sherrill Headrick
TE	Fred Arbanas	RLB	E.J. Holub
WR	Frank Jackson	LCB	Fred Williamson
QB	Len Dawson	RCB	Willie Mitchell
RB	Mack Lee Hill	LS	Bobby Hunt
RB	Curtis McClinton	RS	Johnny Robinson
K	Tommy Brooker	P	Jerrel Wilson

ALL-STARS IN BOLD

TEAM STATISTICS

	CHIEFS	OPP.
FIRST DOWNS	232	207
Rushing/Passing/Penalty	101/121/10	69/113/25
TOTAL NET YARDS	4,295	3,761
Avg. Per Game	306.8	268.6
Total Plays	850	871
Avg. Per Play	5.1	4.3
NET YARDS RUSHING	1,752	1,376
Avg. Per Game	123.1	98.3
Total Rushes	417	383
Avg. Per Play	4.2	3.6
NET YARDS PASSING	2,543	2,385
Avg. Per Game	181.6	170.4
Sacked/Yards Lost	351	326
Gross Yards	2,894	2,711
Attempts/Completions	395/199	451/216
Pct. of Completions	50.4	47.9
Had Intercepted	20	20
PUNTS/AVERAGE	72/44.6	83/43.9
PUNT RETURNS/YARDS	35/422	29/149
KICKOFF RETURNS/YARDS	46/1,043	55/1,182
PENALTIES/YARDS	70/728	60/623
FUMBLES/LOST	35/20	24/13
TOUCHDOWNS	40	34
Rushing/Passing	15/22	14/18
Defensive/Kicking Game	2/1	0/2
SAFETIES	0	0

SCORE BY PERIODS	1	2	3	4	Total
CHIEFS TOTAL	90	85	37	110	322
Opp. Total	33	67	79	116	285





7-7 • 2nd AFL West • Hank Stram

Preseason (4-1)

8/9	W	21-14	at Oakland	11,118
8/14	W	24-21	at Buffalo	17,738
8/22	L	14-26	SAN DIEGO	28,653
8/28	W	14-10	Denver (Ft. Worth, TX)	19,500
9/3	W	27-17	at Houston	17,450

Regular Season (7-7)

9/13	L	17-34	at Buffalo	30,157
9/27	W	21-9	at Oakland	18,163
10/4	W	28-7	HOUSTON	22,727
10/11	L	27-33	at Denver	16,285
10/18	L	22-35	BUFFALO	20,904
10/23	L	7-24	at Boston (Fri) (N)	27,400
11/1	W	49-39	DENVER	15,053
11/8	W	42-7	OAKLAND	21,023
11/15	L	14-28	SAN DIEGO	19,792
11/22	W	28-19	at Houston	17,782
11/29	L	14-27	at N.Y. Jets	38,135
12/6	L	24-31	BOSTON	13,166
12/13	W	49-6	at San Diego	26,562
12/20	W	24-7	N.Y. JETS	14,316

INDIVIDUAL STATISTICS

	Att.	Cmp.	PASSING			TD	Int	LG	Rating
			Yds.	Pct.	TD				
Dawson	354	199	2,879	56.2	30	18	72	89.9	
E. Wilson	47	25	392	53.2	1	1	55	79.4	
Beathard	9	4	50	44.4	1	2	22	59.7	
Haynes	1	0	0	0.0	0	0	0	39.6	
Spikes	1	0	0	0.0	0	0	0	39.6	
CHIEFS TOTALS	412	228	3,321	55.3	32	21	72	86.4	
Opp. Total	440	218	2,910	49.5	25	28	82	63.4	

	No.	PASS RECEIVING			TD
		Yds.	Avg.	LG	
Jackson	62	943	15.2	72	9
Burford	51	675	13.2	55	7
Haynes	38	562	14.8	59	3
Arbanas	34	686	20.2	68	8
M. Hill	19	144	7.6	34	2
McClinton	13	221	17.0	66	2
Spikes	5	17	3.4	12	0
Carolan	3	54	18.0	25	1
Coan	2	8	4.0	4	0
J. Wilson	1	11	11.0	11	0
CHIEFS TOTALS	228	3,321	14.6	72	32
Opp. Total	218	2,910	13.3	82	25

	No.	RUSHING			TD
		Yds.	Avg.	LG	
Haynes	139	697	5.0	80	4
M. Hill	105	576	5.5	71	4
McClinton	73	252	3.5	30	1
Spikes	34	112	3.3	13	0
Dawson	40	89	2.2	18	2
Coan	11	56	5.1	37	2
Beathard	4	43	10.8	41	0
E. Wilson	6	5	0.8	8	1
Jackson	2	5	2.5	12	0
J. Wilson	1	-10	-10.0	-10	0
CHIEFS TOTALS	415	1,825	4.4	80	14
Opp. Total	390	1,315	3.4	50	9

TEAM LEADERS

Scoring: Tommy Brooker 70 pts: 46 PATs, 8 FGs
INTs: Dave Grayson 7-187 yds., 0 TDs
 Bobby Hunt 7-133 yds., 1 TD
Punting: Jerrel Wilson 78-3,326 yds., 42.6 avg., 70 LG
Punt Returns: Willie Mitchell 18-166 yds., 8.9 avg., 0 TDs
Kickoff Returns: Dave Grayson 30-679 yds., 22.6 avg., 0 TDs

LEAGUE STANDINGS



AMERICAN FOOTBALL LEAGUE

Western Division

	W	L	T	Pct.
San Diego	8	5	1	.615
Kansas City	7	7	0	.500
Oakland	5	7	2	.471
Denver	2	11	1	.154

Eastern Division

	W	L	T	Pct.
Buffalo	12	2	0	.857
Boston	10	3	1	.769
N.Y. Jets	5	8	1	.385
Houston	4	10	0	.286

AFL Championship

Buffalo 20, San Diego 7

NFL Championship

Cleveland 27, Baltimore 0



NATIONAL FOOTBALL LEAGUE

Western Conference

	W	L	T	Pct.
Baltimore	12	2	0	.857
Green Bay	8	5	1	.615
Minnesota	8	5	1	.615
Detroit	7	5	2	.583
Los Angeles	5	7	2	.417
Chicago	5	9	0	.357
San Francisco	4	10	0	.286

Eastern Conference

	W	L	T	Pct.
Cleveland	10	3	1	.769
St. Louis	9	3	2	.750
Philadelphia	6	8	0	.429
Washington	6	8	0	.429
Dallas	5	8	1	.385
Pittsburgh	5	9	0	.357
N.Y. Giants	2	10	2	.167

REGULAR STARTERS

OFFENSE		DEFENSE	
WR	Chris Burford	LE	Bobby Bell
LT	Jim Tyrer	LT	Jerry Mays
LG	Ed Budde	RT	Buck Buchanan
C	Jon Gilliam	RE	Mel Branch
RG	Al Reynolds	LLB	E.J. Holub
	Curt Merz	MLB	Sherrill Headrick
RT	Dave Hill	RLB	Walt Corey
TE	Fred Arbanas	LCB	Duane Wood
WR	Frank Jackson	RCB	Dave Grayson
QB	Len Dawson	SS	Bobby Hunt
RB	Mack Lee Hill	FS	Johnny Robinson
	Jack Spikes	P	Jerrel Wilson
RB	Curtis McClinton		
K	Tommy Brooker		

ALL-STARS IN BOLD

TEAM STATISTICS

	CHIEFS	OPP.
TOTAL FIRST DOWNS	250	204
Rushing/Passing/Penalty	90/148/12	77/124/10
TOTAL NET YARDS	4,700	3,946
Avg. Per Game	335.7	281.9
Total Plays	871	858
Avg. Per Play	5.4	4.6
NET YARDS RUSHING	1,825	1,315
Avg. Per Game	130.4	93.9
Total Rushes	415	390
Avg. Per Play	4.5	3.4
NET YARDS PASSING	2,875	2,631
Avg. Per Game	205.4	187.9
Sacked/Yards Lost	44/446	28/279
Gross Yards	3,321	2,910
Attempts/Completions	412/228	443/218
Pct. of Completions	55.3	49.5
Had Intercepted	21	28
PUNTS/AVERAGE	78/42.6	78/40.7
PUNT RETURNS/YARDS	40/377	32/242
KICKOFF RETURNS/YARDS	58/1,244	62/1,449
PENALTIES/YARDS	56/604	47/460
FUMBLES/LOST	37/19	30/19
TOUCHDOWNS	49	38
Rushing/Passing	14/32	9/25
Defensive/Kicking Game	3/0	4/0
SAFETIES	0	0

SCORE BY PERIODS

	1	2	3	4	Total
CHIEFS TOTAL	60	106	106	94	366
Opp. Total	70	72	84	80	306





5-7-2 • 3rd AFL West • Hank Stram

Preseason (3-2)

8/3	L	14-26	at San Diego	25,862
8/9	W	17-13	BUFFALO	5,721
8/17	W	35-21	Oakland (Seattle, WA)	13,500
8/23	W	30-16	DENVER	6,865
8/30	L	17-23	Houston (Wichita, KS)	11,000

Regular Season (5-7-2)

9/7	W	59-7	at Denver (Sat) (N)	21,115
9/22	T	27-27	at Buffalo	33,487
9/29	L	10-24	at San Diego	22,654
10/6	W	28-7	HOUSTON	27,801
10/13	L	26-35	BUFFALO	25,519
10/20	L	17-38	SAN DIEGO	30,107
10/27	L	7-28	at Houston	26,331
11/3	L	7-10	at Oakland	18,919
11/8	L	7-22	OAKLAND (Fri) (N)	24,897
11/17	T	24-24	at Boston	17,270
12/1	L	0-17	at N.Y. Jets	18,824
12/8	W	52-21	DENVER	17,443
12/14	W	35-3	BOSTON (Sat)	12,598
12/22	W	48-0	N.Y. JETS	12,202

INDIVIDUAL STATISTICS

	PASSING							
	Att.	Cmp.	Yds.	Pct.	TD	Int	LG	Rating
Dawson	352	190	2,389	54.0	26	19	82	77.5
E. Wilson	82	39	537	47.6	3	2	48	71.0
McClinton	3	1	33	33.3	1	0	33	115.3
Haynes	1	1	24	100.0	0	0	24	118.8
Spikes	1	0	0	0.0	0	1	0	0.0
CHIEFS TOTALS	439	231	2,983	52.6	30	22	82	76.1
Opp. Total	429	218	2,929	50.8	18	26	89	61.6

	PASS RECEIVING				
	No.	Yds.	Avg.	LG	TD
Burford	68	824	12.1	69	9
Jackson	50	785	15.7	82	8
Arbanas	34	373	11.0	40	6
Haynes	33	470	14.2	73	2
McClinton	27	301	11.1	46	3
Spikes	11	125	11.4	31	1
Coan	2	35	17.5	30	0
Brooker	2	32	16.0	16	0
J. Wilson	2	21	10.5	15	0
D. Johnson	2	17	8.5	11	1
CHIEFS TOTALS	231	2,983	12.9	82	30
Opp. Total	218	2,929	13.4	89	18

	RUSHING				
	No.	Yds.	Avg.	LG	TD
McClinton	142	568	4.0	36	3
Haynes	99	352	3.6	46	4
Dawson	37	272	7.4	43	2
Spikes	84	257	3.1	15	2
Coan	18	100	5.6	51	0
Jackson	3	52	17.3	25	1
E. Wilson	8	45	5.6	21	0
J. Wilson	9	41	4.6	12	0
Burford	1	10	10.0	10	0
CHIEFS TOTALS	401	1,697	4.2	51	12
Opp. Total	387	1,558	4.0	76t	12

TEAM LEADERS

Scoring: Chris Burford 56 pts: 9 TDs, 1 PAT (2 pt)
INTs: Bobby Hunt 6-228 yds., 0 TDs
Punting: Jerrel Wilson 61-2,628 yds., 43.1 avg., 72 LG
Punt Returns: Frank Jackson 11-95 yds., 8.6 avg., 0 TDs
Kickoff Returns: Dave Grayson 20-564 yds., 28.2 avg., 1 TD

LEAGUE STANDINGS



AMERICAN FOOTBALL LEAGUE

Western Division				
	W	L	T	Pct.
San Diego	11	3	0	.786
Oakland	10	4	0	.714
Kansas City	5	7	2	.471
Denver	2	11	1	.154

Eastern Division				
	W	L	T	Pct.
Boston	7	6	1	.583
Buffalo	7	6	1	.583
Houston	6	8	0	.429
N.Y. Jets	5	8	1	.385

AFL Eastern Division Playoff

Boston 26, Buffalo 8

AFL Championship

San Diego 51, Boston 10

NFL Championship

Chicago 14, N.Y. Giants 10



NATIONAL FOOTBALL LEAGUE

Western Conference				
	W	L	T	Pct.
Chicago	11	1	2	.917
Green Bay	11	2	1	.846
Baltimore	8	6	0	.571
Detroit	5	8	1	.385
Minnesota	5	8	1	.385
Los Angeles	5	9	0	.357
San Francisco	2	12	0	.143

Eastern Conference				
	W	L	T	Pct.
N.Y. Giants	11	3	0	.786
Cleveland	10	4	0	.714
St. Louis	9	5	0	.643
Pittsburgh	7	4	3	.636
Dallas	4	10	0	.286
Washington	3	11	0	.214
Philadelphia	2	10	2	.167

REGULAR STARTERS

OFFENSE		DEFENSE	
WR	Chris Burford	LE	Bobby Bell
LT	Jim Tyrer	LT	Buck Buchanan
LG	Marvin Terrell		Paul Rochester
C	Jon Gilliam	RT	Jerry Mays
RG	Al Reynolds	RE	Mel Branch
	Curt Merz	LLB	E.J. Holub
RT	Dave Hill	MLB	Sherrill Headrick
	Charlie Diamond	RLB	Walt Corey
TE	Fred Arbanas	LCB	Duane Wood
WR	Frank Jackson	RCB	Dave Grayson
QB	Len Dawson	LS	Bobby Hunt
RB	Abner Haynes	RS	Johnny Robinson
RB	Curtis McClinton	P	Jerrel Wilson
K	Tommy Brooker		

ALL-STARS IN BOLD

TEAM STATISTICS

	CHIEFS	OPP.
TOTAL FIRST DOWNS	250	228
Rushing/Passing/Penalty	94/141/15	83/130/15
TOTAL NET YARDS	4,348	4,187
Avg. Per Game	310.6	299.1
Total Plays	872	856
Avg. Per Play	5.0	4.9
NET YARDS RUSHING	1,697	1,558
Avg. Per Game	121.2	111.3
Total Rushes	401	397
Avg. Per Play	4.2	3.9
NET YARDS PASSING	2,651	2,629
Avg. Per Game	189.4	187.8
Sacked/Yards Lost	34/332	35/300
Gross Yards	2,983	2,629
Attempts/Completions	439/231	428/218
Pct. of Completions	52.6	50.9
Had Intercepted	22	26
PUNTS/AVERAGE	62/43.1	70/40.2
PUNT RETURNS/YARDS	26/259	32/345
KICKOFF RETURNS/YARDS	47/1,166	55/1,322
PENALTIES/YARDS	52/605	47/411
FUMBLES /LOST	27/16	29/19
TOUCHDOWNS	46	33
Rushing/Passing	12/30	12/18
Defensive/Kicking Game	2/2	2/1
SAFETIES	1	2

SCORE BY PERIODS	1	2	3	4	Total
CHIEFS TOTAL	79	72	109	87	347
Opp. Total	29	107	51	76	263





Preseason (2-3)

8/4	W	13-3	Oakland (Lithonia, GA)	8,000
8/11	L	0-17	at San Diego	28,555
8/18	W	22-6	Oakland (Midland, TX)	10,000
8/24	L	24-27 OT	Denver (Ft. Worth, TX)	18,000
8/31	L	31-34	Houston (Miami, FL)	27,530

Regular Season (11-3)

9/8	W	42-28	BOSTON (Sat) (N)	32,000
9/23	W	26-16	at Oakland	12,500
9/30	W	41-21	BUFFALO	25,500
10/7	L	28-32	at San Diego	23,092
10/12	W	27-7	at Boston (Fri) (N)	23,874
10/21	W	20-17	N.Y. TITANS	17,814
10/28	W	31-7	at Houston	31,750
11/4	L	6-14	HOUSTON	29,017
11/11	W	52-31	at N.Y. Titans	13,275
11/18	W	24-3	at Denver	23,523
11/25	W	35-7	OAKLAND	13,557
12/2	L	14-23	at Buffalo	35,261
12/9	W	17-10	DENVER	19,137
12/16	W	26-17	SAN DIEGO	18,384

AFL Championship Game

12/23	W	20-17 2OT	at Houston	37,981
-------	---	-----------	------------	--------

INDIVIDUAL STATISTICS

	Att.	Cmp.	PASSING			Int	LG	Rating
			Yds.	Pct.	TD			
Dawson	310	189	2,759	61.0	29	17	92	98.3
Wilson	11	6	65	54.5	0	0	22	72.2
Haynes	1	0	0	0.0	0	0	0	39.6
TEXANS TOTALS	322	195	2,824	60.6	29	17	92	97.1
Opp. Total	467	239	2,953	51.2	13	32	62	51.8

	No.	PASS RECEIVING		LG	TD
		Yds.	Avg.		
Burford	45	645	14.3	49	12
Haynes	39	573	14.7	78	6
Arbanas	29	469	16.2	47	6
McClinton	29	333	11.5	28	0
Miller	23	277	12.0	39	0
Jackson	10	177	17.7	62	1
Spikes	10	132	13.2	35	1
Saxton	5	64	12.8	33	0
Brooker	4	138	34.5	92	3
Robinson	1	16	16.0	16	0
TEXANS TOTALS	195	2,824	14.5	92	29
Opp. Total	239	2,953	12.4	62	13

	No.	RUSHING		LG	TD
		Yds.	Avg.		
Haynes	221	1,049	4.8	71	13
McClinton	111	604	5.4	69	2
Dawson	38	252	6.6	22	3
Jackson	47	251	5.3	35	3
Spikes	57	232	4.1	17	0
Burford	1	13	13.0	13	0
Wilson	1	5	5.0	5	0
Saxton	3	1	0.3	9	0
TEXANS TOTALS	479	2,407	5.0	71	21
Opp. Total	351	1,250	3.6	49	14

TEAM LEADERS

Scoring: Abner Haynes 114 pts; 19 TDs, 0 PATs
INTs: Bobby Hunt 8-101 yds., 0 TDs
Punting: Eddie Wilson 48-1,681 yds., 35.0 avg., 52 LG
Punt Returns: Frank Jackson 11-117 yds., 10.6 avg., 0 TDs
Kickoff Returns: Dave Grayson 18-535 yds., 29.7 avg., 0 TDs

LEAGUE STANDINGS



AMERICAN FOOTBALL LEAGUE

Western Division

	W	L	T	Pct.
Dallas	11	3	0	.786
Denver	7	7	0	.500
San Diego	4	10	0	.286
Oakland	1	13	0	.071

Eastern Division

	W	L	T	Pct.
Houston	11	3	0	.786
Boston	9	4	1	.692
Buffalo	7	6	1	.583
N.Y. Titans	5	9	0	.357

AFL Championship
Dallas 20, Houston 17 2 OT

NFL Championship
Green Bay 16, N.Y. Giants 7



NATIONAL FOOTBALL LEAGUE

Western Conference

	W	L	T	Pct.
Green Bay	12	2	0	.857
Detroit	11	3	1	.786
Chicago	9	5	0	.643
Baltimore	7	7	0	.500
San Francisco	6	8	2	.429
Minnesota	2	11	0	.154
Los Angeles	1	12	1	.077

Eastern Conference

	W	L	T	Pct.
N.Y. Giants	12	2	0	.857
Pittsburgh	9	5	0	.643
Cleveland	7	6	1	.538
Washington	5	7	2	.417
Dallas	5	8	1	.385
St. Louis	4	9	1	.308
Philadelphia	3	10	1	.231

REGULAR STARTERS

OFFENSE

WR	Chris Burford
LT	Jim Tyrer
LG	Marvin Terrell
C	Jon Gilliam
RG	Al Reynolds
RT	Charlie Diamond
TE	Fred Arbanas
WR	Frank Jackson
QB	Len Dawson
RB	Abner Haynes
RB	Curtis McClinton
K	Tommy Brooker

DEFENSE

LE	Curt Merz
LT	Paul Rochester
RT	Jerry Mays
RE	Mel Branch
LLB	E.J. Holub
MLB	Sherrill Headrick
RLB	Walt Corey
LCB	Duane Wood
RCB	Dave Grayson
LS	Bobby Hunt
RS	Johnny Robinson
P	Eddie Wilson

ALL-STARS IN BOLD

TEAM STATISTICS

	TEXANS	OPP.
TOTAL FIRST DOWNS	259	234
Rushing/Passing/Penalty	119/125/15	76/143/20
TOTAL NET YARDS	4,862	3,951
Avg. Per Game	347.3	282.2
Total Plays	840	848
Avg. Per Play	5.8	4.7
NET YARDS RUSHING	2,407	1,250
Avg. Per Game	171.9	89.3
Total Rushes	479	351
Avg. Per Play	5.0	3.6
NET YARDS PASSING	2,455	2,701
Avg. Per Game	171.9	192.9
Sacked/Yards Lost	41/369	28/252
Gross Yards	2,824	2,953
Attempts/Completions	322/195	469/239
Pct. of Completions	60.6	51.0
Had Intercepted	17	32
PUNTS/AVERAGE	54/36.1	55/41.1
PUNT RETURNS/YARDS	27/236	26/219
KICKOFF RETURNS/YARDS	37/955	72/1,592
PENALTIES/YARDS	66/644	74/650
FUMBLES/LOST	26/14	29/16
TOUCHDOWNS	50	30
Rushing/Passing	21/29	14/13
Defensive/Kicking Game	0/0	1/1
SAFETIES	0	0

SCORE BY PERIODS

	1	2	3	4	Total
TEXANS TOTAL	103	96	61	129	389
Opp. Total	45	72	59	57	233



Preseason (4-1)

8/5	W	39-28	N.Y. Titans (Cobb Stadium, Dallas)	20,500
8/12	W	31-13	Denver (Midland, TX)	10,000
8/18	W	35-26	at Buffalo	33,376
8/25	W	29-27	Denver (Ft. Worth, TX)	20,000
9/3	L	10-31	at San Diego	15,232

Regular Season (6-8)

9/10	L	10-26	SAN DIEGO	24,500
9/24	W	42-35	at Oakland	6,700
10/1	W	26-21	HOUSTON	28,000
10/8	W	19-12	at Denver	14,500
10/15	L	24-27	at Buffalo	20,678
10/22	L	7-38	at Houston	23,228
10/29	L	17-18	BOSTON	20,500
11/3	L	21-28	at Boston (Fri) (N)	25,063
11/12	L	20-30	BUFFALO	15,000
11/19	L	14-24	at San Diego	33,788
11/26	W	43-11	OAKLAND	14,500
12/3	L	7-28	at N.Y. Titans	14,117
12/10	W	49-21	DENVER	8,000
12/17	W	35-24	N.Y. TITANS	12,500

INDIVIDUAL STATISTICS

	PASSING							
	Att.	Cmp.	Yds.	Pct.	TD	Int	LG	Rating
Davidson	330	151	2,445	45.8	17	23	71	59.2
Duncan	67	25	361	37.3	1	3	47	41.9
Jackson	2	1	9	50.0	0	1	9	22.9
TEXANS TOTALS	399	177	2,815	44.4	18	27	71	53.3
Opp. Total	439	219	3,077	49.9	20	25	80	61.6

	PASS RECEIVING				
	No.	Yds.	Avg.	LG	TD
Burford	51	850	16.7	54	5
Robinson	35	601	17.2	71	5
Haynes	34	558	16.4	69	3
Dickinson	14	209	14.9	48	2
Jackson	13	171	13.2	52	2
Boydston	12	167	13.9	24	1
Spikes	8	136	17.0	46	0
Romeo	7	89	12.7	20	0
Pricer	2	21	10.5	11	0
Barnes	1	13	13.0	13	0
TEXANS TOTALS	177	2,815	14.6	71	18
Opp. Total	219	3,077	12.7	80	20

	RUSHING				
	No.	Yds.	Avg.	LG	TD
Haynes	179	841	4.7	59	9
Jackson	65	386	5.9	49	3
Spikes	39	334	8.6	74	5
Dickinson	71	263	3.7	65	3
Robinson	52	200	3.9	45	2
Davidson	21	123	5.9	40	1
Duncan	5	42	8.4	19	0
Pricer	5	13	2.6	5	0
Gilliam	1	-6	-6.0	-6	0
Burford	1	-13	-13.0	-13	0
TEXANS TOTALS	439	2,183	5.0	74	23
Opp. Total	410	1,525	3.7	87t	17

TEAM LEADERS

Scoring: Abner Haynes 78 pts: 13 TDs
 INTs: David Webster 5-50 yds., 0 TDs
 Punting: Cotton Davidson 61-2,479 yds., 40.6 avg., 62 LG
 Punt Returns: Abner Haynes 19-196 yds., 10.3 avg., 0 TDs
 Kickoff Returns: Dave Grayson 16-453 yds., 28.3 avg., 0 TDs

LEAGUE STANDINGS



AMERICAN FOOTBALL LEAGUE

Western Division				
	W	L	T	Pct.
San Diego	12	2	0	.857
Dallas	6	8	0	.429
Denver	3	11	0	.214
Oakland	2	12	0	.143
Eastern Division				
	W	L	T	Pct.
Houston	10	3	1	.769
Boston	9	4	1	.692
N.Y. Titans	7	7	0	.500
Buffalo	6	8	0	.429

AFL Championship
Houston 10, San Diego 3

NFL Championship
Green Bay 37, N.Y. Giants 0



NATIONAL FOOTBALL LEAGUE

Western Conference				
	W	L	T	Pct.
Green Bay	11	3	0	.786
Detroit	8	5	1	.615
Baltimore	8	6	0	.571
Chicago	8	6	0	.571
San Francisco	7	6	1	.538
Los Angeles	4	10	0	.286
Minnesota	3	11	0	.214
Eastern Conference				
	W	L	T	Pct.
N.Y. Giants	10	3	1	.769
Philadelphia	10	4	0	.714
Cleveland	8	5	1	.615
St. Louis	7	7	0	.500
Pittsburgh	6	8	0	.429
Dallas	4	9	1	.308
Washington	1	12	1	.077

REGULAR STARTERS

OFFENSE

WR	Chris Burford
LT	Charlie Diamond
LG	Sid Fournet
C	Jim Barton
RG	Bill Krisher
RT	Jerry Cornelison
TE	Max Boydstrum
QB	Cotton Davidson
LHB	Abner Haynes
FB	Jack Spikes
RHB	Johnny Robinson
K	Jack Spikes

DEFENSE

LE	Paul Miller
LT	Paul Rochester
RT	Ray Collins
RE	Mel Branch
LLB	E.J. Holub
MLB	Sherrill Headrick
RLB	Smokey Stover
RLB	Walt Corey
LCB	Duane Wood
RCB	David Webster
LS	Don Flynn
RS	Jimmy Harris
P	Cotton Davidson

ALL-STARS IN BOLD

TEAM STATISTICS

	TEXANS	OPP.
TOTAL FIRST DOWNS	247	238
Rushing/Passing/Penalty	112/122/13	89/139/20
TOTAL NET YARDS	4,759	4,302
Avg. Per Game	339.9	307.3
Total Plays	862	883
Avg. Per Play	5.5	4.9
NET YARDS RUSHING	2,183	1,525
Avg. Per Game	155.9	108.9
Total Rushes	439	410
Avg. Per Play	5.0	3.7
NET YARDS PASSING	2,576	3,077
Avg. Per Game	184.0	198.4
Sacked/Yards Lost	24/239	34/300
Gross Yards	2,815	3,077
Attempts/Completions	399/177	439/219
Pct. of Completions	44.4	49.9
Had Intercepted	27	25
PUNTS/AVERAGE	62/40.0	63/41.7
PUNT RETURNS/YARDS	26/219	17/176
KICKOFF RETURNS/YARDS	53/1,465	65/1,249
PENALTIES/YARDS	89/875	62/619
FUMBLES/LOST	30/18	31/18
TOUCHDOWNS	45	44
Rushing/Passing	23/18	18/21
Defensive/Kicking Game	1/1	2/3
SAFETIES	0	0

SCORE BY PERIODS	1	2	3	4	Total
TEXANS TOTAL	77	87	87	83	334
Opp. Total	36	127	41	139	343



Preseason (6-0)

7/31	W	20-13	at Oakland	13,000
8/6	W	27-10	Houston (Tulsa, OK)	12,000
8/14	W	24-14	at Boston	11,000
8/20	W	38-14	N.Y. Titans (Abilene, TX)	8,000
8/27	W	48-0	Denver (Little Rock, AR)	5,500
9/2	W	24-3	HOUSTON	51,000

Regular Season (8-6)

9/10	L	20-21	at L.A. Chargers (Sat) (N)	17,724
9/16	W	34-16	at Oakland (Fri) (N)	8,021
9/25	W	17-0	L.A. CHARGERS	42,000
10/2	L	35-37	N.Y. TITANS	37,500
10/9	L	19-20	OAKLAND	21,000
10/16	L	10-20	at Houston	19,026
10/30	W	17-14	at Denver	13,102
11/6	W	45-28	at Buffalo	19,610
11/13	W	34-7	DENVER	21,000
11/18	L	14-42	at Boston (Fri) (N)	14,721
11/24	L	35-41	at N.Y. Titans (Thur)(Thks)	14,344
12/4	W	24-0	HOUSTON	20,000
12/11	W	34-0	BOSTON	12,000
12/18	W	24-7	BUFFALO	18,000

INDIVIDUAL STATISTICS

	PASSING							
	Att.	Cmp.	Yds.	Pct.	TD	Int	LG	Rating
Davidson	379	179	2,474	47.2	15	16	74	64.5
Enis	54	30	357	55.6	1	2	39	66.9
Haynes	1	0	0	0.0	0	0	0	39.6
Robinson	1	0	0	0.0	0	1	0	0.0
TEXANS TOTALS	435	209	2,831	48.0	16	19	74	63.2
Opp. Total	503	261	3,002	51.9	19	32	46	56.3

	PASS RECEIVING				
	No.	Yds.	Avg.	LG	TD
Haynes	55	576	10.5	34	3
Burford	46	789	17.2	57	5
Robinson	41	611	14.9	74	4
Boydston	29	357	12.3	25	3
Spikes	11	158	14.4	25	0
Johnson	10	174	17.4	36	1
Bryant	5	43	8.6	17	0
Bernet	4	49	12.3	15	0
Swink	4	37	7.4	32	0
Dickinson	3	38	12.7	21	0
Davidson	1	-1	-1.0	-1	0
TEXANS TOTALS	209	2,831	13.5	74	16
Opp. Total	261	3,002	11.5	46	19

	RUSHING				
	No.	Yds.	Avg.	LG	TD
Haynes	156	875	5.6	67	9
Robinson	98	458	4.7	49	4
Spikes	115	457	4.0	36	5
Dickinson	35	143	4.1	31	1
Johnson	23	43	1.9	8	1
*Enis	12	-12	-1.0	11	3
*Davidson	31	-122	-3.9	7	1
Others	13	-28	-2.2	—	0
TEXANS TOTALS	483	1,814	3.8	67	24
Opp. Total	421	980	2.3	33	14

*Yards lost attempting to pass (sack yards) were counted as negative rushing yards during the AFL's inaugural season.

TEAM LEADERS

Scoring: Jack Spikes 104 pts: 5 TDs, 35 PATs, 13 FGs
INTs: David Webster 6-156 yds., 2 TDs
Punting: Cotton Davidson 58-2,287 yds., 39.4 avg., 62 LG
Punt Returns: Abner Haynes 14-215 yds., 15.4 avg., 0 TDs
Kickoff Returns: Abner Haynes 19-434 yds., 22.8 avg., 0 TDs

LEAGUE STANDINGS



AMERICAN FOOTBALL LEAGUE

Western Division				
	W	L	T	Pct.
L.A. Chargers	10	4	0	.714
Dallas	8	6	0	.571
Oakland	6	8	0	.429
Denver	4	9	1	.308

Eastern Division				
	W	L	T	Pct.
Houston	10	4	0	.714
N.Y. Titans	7	7	0	.500
Buffalo	5	8	1	.385
Boston	5	9	0	.357

AFL Championship
Houston 24, L.A. Chargers 16

NFL Championship
Philadelphia 17, Green Bay 13



NATIONAL FOOTBALL LEAGUE

Western Conference				
	W	L	T	Pct.
Green Bay	8	4	0	.667
Detroit	7	5	0	.583
San Francisco	7	5	0	.583
Baltimore	6	6	0	.500
Chicago	5	6	1	.455
L.A. Rams	4	7	1	.364
Dallas	0	11	1	.000

Eastern Conference				
	W	L	T	Pct.
Philadelphia	10	2	0	.833
Cleveland	8	3	1	.727
N.Y. Giants	6	4	2	.600
St. Louis	6	5	1	.545
Pittsburgh	5	6	1	.455
Washington	1	9	2	.100

REGULAR STARTERS

OFFENSE		DEFENSE	
WR	Chris Burford	LE	Paul Miller
LT	Charlie Diamond	LT	Walter (Buffalo) Napier
LG	Sid Fournet	RT	Ray Collins
C	Jim Barton	RE	Mel Branch
RG	Bill Krisher	LLB	Ted Greene
RT	Jerry Cornelison	MLB	Sherrill Headrick
TE	Bob Bryant	RLB	Smokey Stover
	Max Boydstrum		Walt Corey
QB	Cotton Davidson	LCB	Duane Wood
LHB	Abner Haynes	RCB	David Webster
FB	Jack Spikes	LS	Don Flynn
RHB	Johnny Robinson	RS	Jimmy Harris
K	Jack Spikes	P	Cotton Davidson

ALL-AFL IN BOLD*

*As selected by The Sporting News. No AFL All-Star game was played following the league's initial season in 1960.

TEAM STATISTICS

	TEXANS	OPP
TOTAL FIRST DOWNS	272	253
Rushing/Passing/Penalty	119/136/17	76/147/30
TOTAL NET YARDS	4,645	3,982
Avg. Per Game	331.8	284.4
Total Plays	918	924
Avg. Per Play	5.1	4.3
NET YARDS RUSHING	1,814	980
Avg. Per Game	129.6	70.0
Total Rushes	483	421
Avg. Per Play	3.8	2.3
*NET YARDS PASSING	2,636	2,644
Avg. Per Game	188.4	188.9
Yards Lost Att. to Pass	197	358
Gross Yards	2,831	3,002
Attempts/Completions	435/209	503/261
Pct. of Completions	48.0	51.9
Had Intercepted	19	32
PUNTS/AVERAGE	61/39.3	79/36.9
PUNT RETURNS/YARDS	33/496	27/151
KICKOFF RETURNS/YARDS	41/845	55/1,330
PENALTIES/YARDS	80/743	59/569
FUMBLES/LOST	30/18	34/16
TOUCHDOWNS	46	35
Rushing/Passing	24/16	14/19
Defensive/Kicking Game	5/1	1/1
SAFETIES	0	0

SCORE BY PERIODS	1	2	3	4	Total
TEXANS TOTAL	61	106	68	127	362
Opp. Total	69	68	59	57	253

*Reflects yards lost attempting to pass.

ATTENDANCE RECORDS

Home* — Chiefs vs. Seattle
October 2, 2000 — **82,893**

LARGEST CROWD — REGULAR SEASON

Home — Chiefs vs. Oakland
November 5, 1972 — **82,094**

Away — Chiefs at Dallas
November 5, 2017 — **93,273**

*Arrowhead Stadium Attendance: 78,502; Kauffman Stadium Attendance: 4,391

LARGEST CROWD — POSTSEASON

Home — Chiefs vs. Indianapolis
January 11, 2004 — 79,159

Away — Chiefs at Buffalo
January 5, 1992 — 80,182

LARGEST CROWD — PRESEASON

Chiefs vs. Dallas at Arrowhead
September 2, 1972 — 79,592

Super Bowl — Chiefs vs. Minnesota
January 11, 1970 — 80,562

REGULAR SEASON HOME/ROAD RECORDS

HOME RECORD

Year	W	L	T	Pct.
1960	5	2	0	.714
1961	4	3	0	.571
1962	6	1	0	.857
1963	4	3	0	.571
1964	4	3	0	.571
1965	5	2	0	.714
1966	4	2	1	.643
1967	4	3	0	.571
1968	6	1	0	.857
1969	6	1	0	.857
1970	4	1	2	.727
1971	7	0	0	1.000
1972	3	4	0	.429
1973	5	1	1	.786
1974	1	6	0	.143
1975	3	4	0	.429

Year	W	L	T	Pct.
1976	1	6	0	.143
1977	1	6	0	.143
1978	3	5	0	.375
1979	3	5	0	.375
1980	3	5	0	.375
1981	5	3	0	.625
1982	2	2	0	.500
1983	5	3	0	.625
1984	5	3	0	.625
1985	5	3	0	.625
1986	6	2	0	.750
1987	3	4	0	.429
1988	4	4	0	.500
1989	5	3	0	.625
1990	6	2	0	.750
1991	6	2	0	.750

Year	W	L	T	Pct.
1992	7	1	0	.875
1993	7	1	0	.875
1994	5	3	0	.625
1995	8	0	0	1.000
1996	5	3	0	.625
1997	8	0	0	1.000
1998	5	3	0	.625
1999	6	2	0	.750
2000	5	3	0	.625
2001	3	5	0	.375
2002	6	2	0	.750
2003	8	0	0	1.000
2004	4	4	0	.500
2005	7	1	0	.875
2006	6	2	0	.750
2007	2	6	0	.250

Year	W	L	T	Pct.
2008	1	7	0	.125
2009	1	7	0	.125
2010	7	1	0	.875
2011	3	5	0	.375
2012	1	7	0	.125
2013	5	3	0	.625
2014	6	2	0	.750
2015*	6	2	0	.750
2016	6	2	0	.750
2017	6	2	0	.750
2018	7	1	0	.875
2019	5	3	0	.625
2020	6	2	0	.750
2021	7	2	0	.778
2022	7	1	0	.875
2023*	5	4	0	.556

*Includes International Series Game

AWAY RECORD

Year	W	L	T	Pct.
1960	3	4	0	.429
1961	2	5	0	.286
1962	5	2	0	.714
1963	1	4	2	.286
1964	3	4	0	.429
1965	2	3	2	.429
1966	7	0	0	1.000
1967	5	2	0	.714
1968	6	1	0	.857
1969	5	2	0	.714
1970	3	4	0	.429
1971	3	3	1	.500
1972	5	2	0	.714
1973	2	4	1	.357
1974	4	3	0	.571
1975	2	5	0	.286

Year	W	L	T	Pct.
1976	4	3	0	.571
1977	1	6	0	.143
1978	1	7	0	.125
1979	4	4	0	.500
1980	5	3	0	.625
1981	4	4	0	.500
1982	1	4	0	.286
1983	1	7	0	.125
1984	3	5	0	.375
1985	1	7	0	.125
1986	4	4	0	.500
1987	1	7	0	.125
1988	0	7	1	.063
1989	3	4	1	.438
1990	5	3	0	.625
1991	4	4	0	.500

Year	W	L	T	Pct.
1992	3	5	0	.375
1993	4	4	0	.500
1994	4	4	0	.500
1995	5	3	0	.625
1996	4	4	0	.500
1997	5	3	0	.625
1998	2	6	0	.250
1999	3	5	0	.375
2000	2	6	0	.250
2001	3	5	0	.375
2002	2	6	0	.250
2003	5	3	0	.625
2004	3	5	0	.375
2005	3	5	0	.375
2006	3	5	0	.375
2007	2	6	0	.250

Year	W	L	T	Pct.
2008	1	7	0	.125
2009	3	5	0	.375
2010	3	5	0	.375
2011	4	4	0	.500
2012	1	7	0	.125
2013	6	2	0	.750
2014	3	5	0	.375
2015	5	3	0	.625
2016	6	2	0	.750
2017	4	4	0	.500
2018	5	3	0	.625
2019*	7	1	0	.875
2020	8	0	0	1.000
2021	5	3	0	.625
2022	7	2	0	.778
2023	6	2	0	.750

*Includes International Series Game

64-YEAR TOTALS

	W	L	T	Pct.
Home Games	305	182	4	.625
Road Games	227	257	8	.470
Regular Season Totals	532	439	12	.547
Regular and Postseason Totals	556	460	12	.547

	W	L	T	Pct.
Playoff Games — Home	12	9	0	.571
Playoff Games — Road	8	10	0	.444
Super Bowls	4	2	0	.667
Postseason Totals	24	21	0	.533



CHIEFS VS. AFC WEST

Year	Den	Oak/LA/LV	SD/LA	Sea	Home	Road	Total
1970	1-1	0-1-1	1-1	—	2-0-1	0-3	2-3-1
1971	2-0	1-0-1	1-1	—	3-0	1-1-1	4-1-1
1972	2-0	1-1	1-1	—	2-1	2-1	4-2
1973	1-1	1-1	2-0	—	3-0	1-2	4-2
1974	1-1	0-2	1-1	—	0-3	2-1	2-4
1975	1-1	1-1	1-1	—	2-1	1-2	3-3
1976	0-2	0-2	1-1	—	0-3	*2-2	*2-5
1977	0-2	0-2	1-1	0-1	0-4	1-2	1-6
1978	0-2	0-2	1-1	0-2	1-3	0-4	1-7
1979	0-2	2-0	0-2	2-0	2-2	2-2	4-4
1980	2-0	1-1	0-2	1-1	1-3	3-1	4-4
1981	1-1	2-0	0-2	2-0	3-1	2-2	5-3
1982	1-0	0-1	1-0	0-0	1-1	1-0	2-1
1983	1-1	0-2	0-2	1-1	2-2	0-4	2-6
1984	1-1	0-2	2-0	1-1	3-1	1-3	4-4
1985	0-2	1-1	1-1	1-1	3-1	0-4	3-5
1986	1-1	1-1	2-0	1-1	3-1	2-2	5-3
1987	0-2	1-1	1-1	1-1	3-1	0-4	3-5
1988	1-1	0-2	0-2	1-1	2-2	0-4	2-6
1989	0-2	1-1	0-2	2-0	2-2	1-3	3-5
1990	1-1	2-0	2-0	0-2	3-1	2-2	5-3
1991	0-2	2-0	2-0	2-0	3-1	3-1	6-2
1992	1-1	1-1	2-0	2-0	4-0	2-2	6-2
1993	1-1	2-0	2-0	2-0	4-0	3-1	7-1
1994	1-1	2-0	0-2	1-1	2-2	2-2	4-4
1995	2-0	2-0	2-0	2-0	4-0	4-0	8-0
1996	1-1	1-1	0-2	2-0	3-1	1-3	4-4
1997	1-1	2-0	2-0	2-0	4-0	3-1	7-1
1998	0-2	2-0	1-1	1-1	3-1	1-3	4-4
1999	2-0	1-1	1-1	0-2	2-2	2-2	4-4
2000	2-0	0-2	1-1	2-0	3-1	2-2	5-3
2001	1-1	0-2	2-0	1-1	3-1	1-3	4-4
2002	0-2	1-1	1-1	—	2-1	0-3	2-4
2003	1-1	2-0	2-0	—	3-0	2-1	5-1
2004	1-1	2-0	0-2	—	2-1	1-2	3-3
2005	1-1	2-0	1-1	—	3-0	1-2	4-2
2006	1-1	2-0	1-1	—	3-0	1-2	4-2
2007	0-2	1-1	1-1	—	0-3	2-1	2-4
2008	1-1	1-1	0-2	—	1-2	1-2	2-4
2009	1-1	1-1	0-2	—	0-3	2-1	2-4
2010	1-1	0-2	1-1	—	2-1	0-3	2-4
2011	1-1	1-1	1-1	—	1-2	2-1	3-3
2012	0-2	0-2	0-2	—	0-3	0-3	0-6
2013	0-2	2-0	0-2	—	1-2	1-2	2-4
2014	0-2	1-1	2-0	—	2-1	1-2	3-3
2015	1-1	2-0	2-0	—	2-1	3-0	5-1
2016	2-0	2-0	2-0	—	3-0	3-0	6-0
2017	2-0	1-1	2-0	—	3-0	2-1	5-1
2018	2-0	2-0	1-1	—	2-1	3-0	5-1
2019	2-0	2-0	2-0	—	3-0	3-0	6-0
2020	2-0	1-1	1-1	—	1-2	3-0	4-2
2021	2-0	2-0	1-1	—	2-1	3-0	5-1
2022	2-0	2-0	2-0	—	3-0	3-0	6-0
2023	1-1	1-1	2-0	—	2-1	2-1	4-2

*Includes a win over Tampa Bay, who was an AFC West member in 1976.

NOTE: Chart begins in 1970 when AFC West was formed with AFL-NFL merger. Includes only regular season contests.

CHIEFS VS. NFC

OVERALL RECORD

Year	W	L	T	Pct.
1970	0	2	1	.167
1971	2	1	0	.667
1972	2	1	0	.667
1973	1	1	1	.500
1974	1	2	0	.333
1975	2	1	0	.667
1976	1	1	0	.500
1977	1	1	0	.500
1978	0	2	0	.000
1979	0	2	0	.000
1980	2	0	0	1.000
1981	2	2	0	.500
1982	0	3	0	.000
1983	2	2	0	.500
1984	1	1	0	.500
1985	2	2	0	.500
1986	1	1	0	.500
1987	1	2	0	.333
1988	0	2	0	.000
1989	2	0	0	1.000
1990	4	0	0	1.000
1991	2	2	0	.500
1992	2	2	0	.500
1993	2	2	0	.500
1994	3	1	0	.750
1995	3	1	0	.750
1996	4	0	0	1.000
1997	4	0	0	1.000
1998	3	1	0	.750
1999	2	2	0	.500
2000	2	2	0	.500
2001	1	3	0	.250
2002	2	2	0	.500
2003	3	1	0	.750
2004	1	3	0	.250
2005	1	3	0	.250
2006	4	0	0	1.000
2007	1	3	0	.250
2008	0	4	0	.000
2009	1	3	0	.250
2010	4	0	0	1.000
2011	3	1	0	.750
2012	2	2	0	.500
2013	4	0	0	1.000
2014	2	2	0	.500
2015	1	3	0	.250
2016	3	1	0	.750
2017	2	2	0	.500
2018	2	2	0	.500
2019	3	1	0	.750
2020	4	0	0	1.000
2021	5	0	0	1.000
2022	5	0	0	1.000
2023	2	3	0	.400
Totals	110	81	2	.575

HOME RECORD

Year	W	L	T	Pct.
1970	0	1	1	.250
1971	1	0	0	1.000
1972	0	1	0	.000
1973	1	1	0	.500
1974	0	2	0	.000
1975	1	1	0	.500
1976	0	1	0	.000
1977	1	0	0	1.000
1978	0	1	0	.000
1979	0	1	0	.000
1980	1	0	0	1.000
1981	1	1	0	.500
1982	0	1	0	.000
1983	2	0	0	1.000
1984	1	0	0	1.000
1985	1	1	0	.500
1986	1	0	0	1.000
1987	0	1	0	.000
1988	0	1	0	.000
1989	1	0	0	1.000
1990	2	0	0	1.000
1991	1	1	0	.500
1992	2	0	0	1.000
1993	1	1	0	.500
1994	1	1	0	.500
1995	2	0	0	1.000
1996	2	0	0	1.000
1997	2	0	0	1.000
1998	2	0	0	1.000
1999	2	0	0	1.000
2000	2	0	0	1.000
2001	0	2	0	.000
2002	2	0	0	1.000
2003	2	0	0	1.000
2004	1	1	0	.500
2005	1	1	0	.500
2006	2	0	0	1.000
2007	1	1	0	.500
2008	0	2	0	.000
2009	0	2	0	.000
2010	2	0	0	1.000
2011	2	0	0	1.000
2012	1	1	0	.500
2013	2	0	0	1.000
2014	2	0	0	1.000
2015*	1	1	0	.500
2016	1	1	0	.500
2017	2	0	0	1.000
2018	2	0	0	1.000
2019	1	1	0	.500
2020	2	0	0	1.000
2021	3	0	0	1.000
2022	2	0	0	1.000
2023	1	2	0	.333
Totals	64	32	1	.665

ROAD RECORD

Year	W	L	T	Pct.
1970	0	1	0	.000
1971	1	1	0	.500
1972	2	0	0	1.000
1973	0	0	1	.500
1974	1	0	0	1.000
1975	1	0	0	1.000
1976	1	0	0	1.000
1977	0	1	0	.000
1978	0	1	0	.000
1979	0	1	0	.000
1980	1	0	0	1.000
1981	1	1	0	.500
1982	0	2	0	.000
1983	0	2	0	.000
1984	0	1	0	.000
1985	1	1	0	.500
1986	0	1	0	.000
1987	1	1	0	.500
1988	0	1	0	.000
1989	1	0	0	1.000
1990	2	0	0	1.000
1991	1	1	0	.500
1992	0	2	0	.000
1993	1	1	0	.500
1994	2	0	0	1.000
1995	1	1	0	.500
1996	2	0	0	1.000
1997	2	0	0	1.000
1998	1	1	0	.500
1999	0	2	0	.000
2000	0	2	0	.000
2001	1	1	0	.500
2002	0	2	0	.000
2003	1	1	0	.500
2004	0	2	0	.000
2005	0	2	0	.000
2006	2	0	0	1.000
2007	0	2	0	.000
2008	0	2	0	.000
2009	1	1	0	.500
2010	2	0	0	1.000
2011	1	1	0	.500
2012	1	1	0	.500
2013	2	0	0	1.000
2014	0	2	0	.000
2015	0	2	0	.000
2016	2	0	0	1.000
2017	0	2	0	.000
2018	0	2	0	.000
2019	2	0	0	1.000
2020	2	0	0	1.000
2021	2	0	0	1.000
2022	3	0	0	1.000
2023	1	1	0	.500
Totals	46	49	1	.484

*Includes game in London



CHIEFS VS. THE NFL



ARIZONA CARDINALS 10-3-1 (.750)

Regular Season: 10-3-1
Postseason: 0-0

Home: 5-0-1
Away: 5-3-0

1970	11/22	KC	T	6-6	1995	10/1	ARZ	W	24-3	2010	11/21	KC	W	31-13
1974	12/1	STL	W	17-13	1998	11/29	KC	W	34-24	2014	12/7	ARZ	L	14-17
1980	11/23	STL	W	21-13	2001	10/21	ARZ	L	16-24	2018	11/11	KC	W	26-14
1983	10/2	KC	W	38-14	2002	12/1	KC	W	49-0	2022	9/11	ARZ	W	44-21
1986	11/23	STL	L	14-23	2006	10/8	ARZ	W	23-20	Total Points: KC 357 - AZ 205				

Longest KC winning streak: 3 (2002-10)
Municipal Stadium: 0-0-1 (.500)
GEHA Field at Arrowhead Stadium: 5-0-0 (1.000)

Longest KC losing streak: 1 (Three times)
Busch Stadium: 2-1-0 (.667)
Sun Devil Stadium: 1-1-0 (.500)
University of Phoenix Stadium: 1-1-0 (.500)
State Farm Stadium: 2-1-0 (.667)

Cardinals home sites: Busch Stadium 1970-87; Sun Devil Stadium - Tempe, AZ 1988-2005; State Farm Stadium 2006-present, known as University of Phoenix Stadium 2006-17. Franchise in St. Louis prior to 1988 and was known as Phoenix Cardinals from 1988-92.



ATLANTA FALCONS 7-3-0 (.700)

Regular Season: 7-3-0
Postseason: 0-0

Home: 3-1-0
Away: 3-2-0

1972	12/17	ATL	W	17-14	2000	12/24	ATL	L	13-29	2016	12/4	ATL	W	29-28
1985	12/8	KC	W	38-10	2004	10/24	KC	W	56-10	2020	12/27	KC	W	17-14
1991	9/1	KC	W	14-3	2008	9/21	ATL	L	14-38	Total Points: KC 252 - ATL 196				
1994	9/18	ATL	W	30-10	2012	9/9	KC	L	24-40					

Longest KC winning streak: 4 (1972-94)
GEHA Field at Arrowhead Stadium: 4-1-0 (.800)

Longest KC losing streak: 2 (2008-12)
Atlanta Fulton County Stadium: 1-0-0 (1.000)
Georgia Dome: 2-2-0 (.500)
Mercedes-Benz Stadium: 0-0-0 (.000)

Falcons home sites: Atlanta Fulton County Stadium 1970-91; Georgia Dome 1992-16; Mercedes-Benz Stadium 2017-present.



BALTIMORE RAVENS 8-5-0 (.615)

Regular Season: 7-4-0
Postseason: 1-1

Home: 2-3-0
Away: 6-2-0

1999	10/21	BAL	W	35-8	2010	1/9	KC	L	7-30 a	2020	9/28	BAL	W	34-20
2003	9/28	BAL	W	17-10	2012	10/7	KC	L	6-9	2021	9/19	BAL	L	35-36
2004	10/4	BAL	W	27-24	2015	12/20	BAL	W	34-14	2023	1/28	BAL	W	17-10 b
2006	12/10	KC	L	10-20	2018	12/9	KC	W	27-24	Total Points: KC 306 - BAL 271				
2009	9/13	BAL	L	24-38	2019	9/22	KC	W	33-28					

a - AFC Wild Card Game


b - AFC Championship Game


Longest KC winning streak: 4 (2015-20)
GEHA Field at Arrowhead Stadium: 2-3-0 (.400)


Longest KC losing streak: 4 (2006-12)
M&T Bank Stadium: 6-2-0 (.750)


Ravens home sites: Baltimore Memorial Stadium 1996-97; M&T Bank Stadium 1998-present, known as Stadium at Camden Yards 1998 and PSINet Stadium 1999-02.





 BUFFALO BILLS 25-29-1 (.464)					Regular Season: 21-27-1 Postseason: 4-2					Home: 15-15-0 Away: 10-14-1				
1960	11/6	BUF	W	45-28	1971	12/19	KC	W	22-9	2005	11/13	BUF	L	3-14
	12/18	DAL	W	24-7	1973	10/29	BUF	L	14-23	2008	11/23	KC	L	31-54
1961	10/15	BUF	L	24-27	1976	10/3	BUF	L	17-50	2009	12/13	KC	L	10-16
	11/12	DAL	L	20-30	1978	10/1	BUF	L	13-28	2010	10/31	KC	W	13-10 OT
1962	9/30	DAL	W	41-21		12/3	KC	W	14-10	2011	9/11	KC	L	7-41
	12/2	BUF	L	14-23	1982	9/12	BUF	L	9-14	2012	9/16	BUF	L	17-35
1963	9/22	BUF	T	27-27	1983	12/4	KC	L	9-14	2013	11/3	BUF	W	23-13
	10/13	KC	L	26-35	1986	9/28	BUF	W	20-17	2014	11/9	BUF	W	17-13
1964	9/13	BUF	L	17-34		11/30	KC	L	14-17	2015	11/29	KC	W	30-22
	10/18	KC	L	22-35	1991	10/7	KC	W	33-6	2017	11/26	KC	L	10-16
1965	10/17	KC	L	7-23		1/5/92	BUF	L	14-37 b	2020	10/19	BUF	W	26-17
	12/12	BUF	L	25-34	1993	11/28	KC	W	23-7		1/24/21	KC	W	38-24 c
1966	9/11	BUF	W	42-20		1/23/94	BUF	L	13-30 c	2021	10/10	KC	L	20-38
	10/2	KC	L	14-29	1994	10/30	BUF	L	10-44		1/23/22	KC	W	42-36 OT b
	1/1/67	BUF	W	31-7 a	1996	12/22	BUF	L	9-20	2022	10/16	KC	L	20-24
1967	12/3	KC	W	23-13	1997	9/14	KC	W	22-16	2023	12/10	KC	L	17-20
1968	10/5	BUF	W	18-7	2000	11/19	KC	L	17-21		1/21/24	BUF	W	27-24 b
1969	11/2	BUF	W	29-7	2002	11/17	KC	W	17-16	Total Points: KC 1,150 - BUF 1,227				
	12/7	KC	W	22-19	2003	10/26	KC	W	38-5					
a - AFL Championship Game					b - AFC Divisional Playoff Game					c - AFC Championship Game				
Longest KC winning streak: 6 (1966-71)					Longest KC losing streak: 5 (1963-65)									
Cotton Bowl: 2-1-0 (.667)					War Memorial Stadium: 5-4-1 (.550)									
Municipal Stadium: 3-4-0 (.429)					Ralph Wilson Stadium: 3-10-0 (.231)									
GEHA Field at Arrowhead Stadium: 10-10-0 (.500)					Bills Stadium: 1-0-0 (1.000)									
					Highmark Stadium: 5-5-0 (.500)									
Bills home sites: War Memorial Stadium 1960-72;														
Highmark Stadium - Orchard Park, N.Y. 1973-present, known as Rich Stadium 1973-98, Ralph Wilson Stadium 1998-15, New Era Field 2015-19, Bills Stadium 2020; Rogers Centre - Toronto, Canada 2008-present (Bills Toronto Series).														

 CAROLINA PANTHERS 5-2-0 (.714)					Regular Season: 5-2-0 Postseason: 0-0					Home: 3-1-0 Away: 2-1-1				
1997	9/21	CAR	W	35-14	2008	10/5	CAR	L	0-34	2020	11/8	KC	W	33-31
2000	12/10	KC	W	15-14	2012	12/2	KC	W	27-21	Total Points: KC 147 - CAR 159				
2004	9/19	KC	L	17-28	2016	11/13	CAR	W	20-17					
Longest KC winning streak: 3 (2012-present)					Longest KC losing streak: 2 (2004-08)									
GEHA Field at Arrowhead Stadium: 3-1-0 (.750)					Bank of America Stadium: 2-1-0 (.667)									
Panthers home sites: Clemson Memorial Stadium - Clemson, SC 1995; Bank of America Stadium 1996-present, known as Ericsson Stadium 1996-03.														

 CHICAGO BEARS 7-7-0 (.500)					Regular Season: 7-7-0 Postseason: 0-0					Home: 4-3-0 Away: 3-4-0				
1973	11/12	KC	W	19-7	1993	11/21	KC	L	17-19	2011	12/4	CHI	W	10-3
1977	11/13	CHI	L	27-28	1996	11/17	KC	W	14-10	2015	10/11	KC	L	17-18
1981	11/8	KC	L	13-16 OT	1999	9/12	CHI	L	17-20	2019	12/22	CHI	W	26-3
1987	11/1	CHI	L	28-31	2003	12/28	KC	W	31-3	2023	9/24	KC	W	41-10
1990	12/29	CHI	W	21-10	2007	9/16	CHI	L	10-20	Total Points: KC 291 - CHI 198				
Longest KC winning streak: 2 (2019-present)					Longest KC losing streak: 3 (1977-87)									
GEHA Field at Arrowhead Stadium: 4-3-0 (.571)					Soldier Field: 3-4-0 (.429)									
Bears home sites: Wrigley Field 1970; Soldier Field 1971-01, 2003-present; University of Illinois Memorial Stadium - Champaign, IL 2002.														

 CINCINNATI BENGALS 16-18-0 (.471)					Regular Season: 15-17-0 Postseason: 1-1					Home: 11-8-0 Away: 5-10-0				
1968	10/13	KC	W	13-3	1980	11/30	KC	L	6-20	2008	12/28	CIN	L	6-16
	11/10	CIN	W	16-9	1983	11/13	KC	W	20-15	2009	12/27	CIN	L	10-17
1969	9/28	CIN	L	19-24	1984	9/9	CIN	W	27-22	2012	11/18	KC	L	6-28
	10/26	KC	W	42-22	1986	9/7	KC	W	24-14	2015	10/4	CIN	L	21-36
1970	10/18	CIN	W	27-19	1987	12/6	CIN	L	27-30 OT	2018	10/21	KC	W	45-10
1972	10/15	KC	L	16-23	1988	11/13	KC	W	31-28	2021	1/2/22	CIN	L	31-34
1973	10/21	CIN	L	6-14	1989	10/1	KC	L	17-21		1/30/22	KC	L	21-24 a
1974	11/24	CIN	L	6-33	1993	10/10	KC	W	17-15	2022	12/4	CIN	L	24-27
1976	11/21	KC	L	24-27	2003	11/16	CIN	L	19-24		1/29/23	KC	W	23-20 a
1977	12/4	KC	L	7-27	2005	1/1/06	KC	W	37-3	2023	12/31	KC	W	25-17
1978	9/3	CIN	W	24-23	2006	9/10	KC	L	10-23					
1979	10/7	CIN	W	10-7	2007	10/14	KC	W	27-20					
										Total Points: KC 687 - CIN 698				
a - AFC Championship Game														
Longest KC winning streak: 3 (1983-86)					Longest KC losing streak: 5 (1972-77)									
Municipal Stadium: 2-0-0 (1.000)					Nippert Stadium: 1-1-0 (.500)									
GEHA Field at Arrowhead Stadium: 9-8-0 (.529)					Cinergy Field: 4-3-0 (.571)									
					Paul Brown Stadium: 0-6-0 (.000)									
					Paycor Stadium: 0-1-0 (.000)									
Bengals home sites: Nippert Stadium 1968-69; Cinergy Field 1970-99, known as Riverfront Stadium 1970-95; Paul Brown Stadium 2000-2021, Paycor Stadium 2022-present.														

 CLEVELAND BROWNS 15-11-2 (.571)					Regular Season: 14-11-2 Postseason: 1-0					Home: 11-3-1 Away: 4-8-1				
1971	11/14	KC	W	13-7	1986	10/12	CLE	L	7-20	2009	12/20	KC	L	34-41
1972	10/8	CLE	W	31-7	1988	9/4	KC	L	3-6	2010	9/19	CLE	W	16-14
1973	12/2	KC	T	20-20	1989	11/19	CLE	T	10-10 OT	2012	12/9	CLE	L	7-30
1975	12/14	CLE	L	14-40	1990	9/30	KC	W	34-0	2013	10/27	KC	W	23-17
1976	12/12	KC	W	39-14	1991	11/24	CLE	L	15-20	2015	12/27	KC	W	17-13
1977	10/30	CLE	L	7-44	1994	11/20	KC	W	20-13	2018	11/4	CLE	W	37-21
1978	10/22	KC	W	17-3	1995	9/24	CLE	L	17-35	2020	1/17/21	KC	W	22-17 a
1979	9/9	KC	L	24-27	2002	9/8	CLE	W	40-39	2021	9/12	KC	W	33-29
1980	9/21	CLE	L	13-20	2003	11/9	KC	W	41-20					
1984	9/30	KC	W	10-6	2006	12/3	CLE	L	28-31 OT					
										Total Points: KC 592 - CLE 564				
a - AFC Divisional Playoff Game														
Longest KC winning streak: 5 (2013-present)					Longest KC losing streak: 2 (Two times)									
Municipal Stadium: 1-0-0 (1.000)					Municipal Stadium: 1-6-1 (.188)									
GEHA Field at Arrowhead Stadium: 10-3-1 (.750)					Cleveland Browns Stadium: 3-2-0 (.600)									
					FirstEnergy Stadium: 1-0-0 (1.000)									
Browns home sites: Municipal Stadium 1970-95; FirstEnergy Stadium 1999-present, known as Cleveland Browns Stadium 1999-2012.														

 DALLAS COWBOYS 5-7-0 (.417)					Regular Season: 5-7-0 Postseason: 0-0					Home: 4-2-0 Away: 1-5-0				
1970	10/25	KC	L	16-27	1995	11/23	DAL	L	12-24	2017	11/5	DAL	L	17-28
1975	11/10	DAL	W	34-31	1998	12/13	KC	W	20-17	2021	11/21	KC	W	19-9
1983	11/20	DAL	L	21-41	2005	12/11	DAL	L	28-31					
1989	10/22	KC	W	36-28	2009	10/11	KC	L	20-26 OT					
1992	10/18	DAL	L	10-17	2013	9/15	KC	W	17-16					
										Total Points: KC 250 - DAL 295				
Longest KC winning streak: 1 (Five times)					Longest KC losing streak: 2 (Twice)									
Municipal Stadium: 0-1-0 (.000)					Texas Stadium: 1-4-0 (.200)									
GEHA Field at Arrowhead Stadium: 4-1-0 (.750)					AT&T Stadium: 0-1-0 (.000)									
Cowboys home sites: Cotton Bowl 1970; Texas Stadium - Irving, TX 1971-08; AT&T Stadium - Arlington, TX 2009-present, known as Cowboys Stadium 2009-12.														



DENVER BRONCOS
72-56-0 (.563)

Regular Season: 72-55-0
Postseason: 0-1

Home: 44-20-0
Away: 28-36-0

1960	10/30	DEN	W	17-14	1983	10/30	DEN	L	24-27	2005	9/26	DEN	L	10-30
	11/13	DAL	W	34-7		12/18	KC	W	48-17		12/4	KC	W	31-27
1961	10/8	DEN	W	19-12	1984	9/23	DEN	L	0-21	2006	9/17	DEN	L	6-9OT
	12/10	DAL	W	49-21		12/2	KC	W	16-13		11/23	KC	W	19-10
1962	11/18	DEN	W	24-3	1985	10/27	KC	L	10-30	2007	11/11	KC	L	11-27
	12/9	DAL	W	17-10		12/14	DEN	L	13-14		12/9	DEN	L	7-41
1963	9/7	DEN	W	59-7 a	1986	11/16	DEN	L	17-38	2008	9/28	KC	W	33-19
	12/8	KC	W	52-21		12/7	KC	W	37-10		12/7	DEN	L	17-24
1964	10/11	DEN	L	27-33	1987	10/18	KC	L	17-26 b	2009	12/6	KC	L	13-44
	11/1	KC	W	49-39		12/19	DEN	L	17-20		1/3/10	DEN	W	44-24
1965	10/10	DEN	W	31-23	1988	9/18	KC	W	20-13	2010	11/14	DEN	L	29-49
	12/19	KC	W	45-35		11/6	DEN	L	11-17		12/5	KC	W	10-6
1966	10/8	KC	W	37-10	1989	9/10	DEN	L	20-34	2011	11/13	KC	L	10-17
	10/23	DEN	W	56-10		11/12	KC	L	13-16		1/1/12	DEN	W	7-3
1967	10/29	KC	W	52-9	1990	9/17	DEN	L	23-24	2012	11/25	KC	L	9-17
	12/17	DEN	W	38-24		12/9	KC	W	31-20		12/30	DEN	L	3-38
1968	9/22	KC	W	34-2	1991	10/20	DEN	L	16-19	2013	11/17	DEN	L	17-27
	12/14	DEN	W	30-7		11/17	KC	L	20-24		12/1	KC	L	28-35
1969	10/5	DEN	W	26-13	1992	10/4	DEN	L	19-20	2014	9/14	DEN	L	17-24
	11/27	KC	W	31-17		12/27	KC	W	42-20		11/30	KC	L	16-29
1970	10/4	DEN	L	13-26	1993	9/20	KC	W	15-7	2015	9/17	KC	L	24-31
	12/6	KC	W	16-0		12/12	DEN	L	21-27		11/15	DEN	W	29-13
1971	10/3	DEN	W	16-3	1994	10/17	DEN	W	31-28	2016	11/27	DEN	W	30-27OT
	11/21	KC	W	28-10		12/4	KC	L	17-20OT		12/25	KC	W	33-10
1972	10/1	DEN	W	45-24	1995	10/22	DEN	W	21-7	2017	10/30	KC	W	29-19
	12/3	KC	W	24-21		12/17	KC	W	20-17		12/31	KC	W	27-24
1973	10/7	KC	W	16-14	1996	9/22	KC	W	17-14	2018	10/1	DEN	W	27-23
	11/25	DEN	L	10-14		10/27	DEN	L	7-34		10/28	KC	W	30-23
1974	10/6	KC	L	14-17	1997	8/31	DEN	L	3-19	2019	10/17	DEN	W	30-6
	11/18	DEN	W	42-34		11/16	KC	W	24-22		12/15	KC	W	23-3
1975	9/21	DEN	L	33-37		1/4/98	KC	L	10-14 c	2020	10/25	DEN	W	43-16
	10/26	KC	W	26-13	1998	11/16	KC	L	7-30		12/6	KC	W	22-16
1976	10/24	KC	L	26-35		12/6	DEN	L	31-35	2021	12/5	KC	W	22-9
	12/5	DEN	L	16-17	1999	9/19	KC	W	26-10		1/8/22	DEN	W	28-24
1977	10/9	DEN	L	7-23		12/5	DEN	W	16-10	2022	12/11	DEN	W	34-28
	11/20	KC	L	7-14	2000	9/24	DEN	W	23-22		1/1	KC	W	27-24
1978	9/24	KC	L	17-23OT		12/17	KC	W	20-7	2023	10/12	KC	W	19-8
	12/10	DEN	L	3-24	2001	10/7	DEN	L	6-20		10/29	DEN	L	9-24
1979	10/14	KC	L	10-24		12/16	KC	W	26-23OT					
	10/28	DEN	L	3-20	2002	10/20	KC	L	34-37OT					
1980	10/19	DEN	W	23-17		12/15	DEN	L	24-31					
	12/7	KC	W	31-14	2003	10/5	KC	W	24-23					
1981	10/18	KC	W	28-14		12/7	DEN	L	27-45					
	12/6	DEN	L	13-16	2004	9/12	DEN	L	24-34					
1982	12/19	DEN	W	37-16		12/19	KC	W	45-17					

Total Points: KC 2,987 - DEN 2,591

a - University of Denver Stadium

b - Replacement Game


c - AFC Divisional Playoff Game


Longest KC winning streak: 16 (2015-2023)
KC Season Sweeps: 22 (Last: 2022)
Cotton Bowl: 3-0-0 (1.000)
Municipal Stadium: 9-0-0 (1.000)
GEHA Field at Arrowhead Stadium: 32-20-0 (.615)


Longest KC losing streak: 8 (1976-79)
DEN Season Sweeps: 14 (Last: 2014)
Mile High Stadium: 17-23-0 (.425)
University of Denver Stadium: 1-0-0 (1.000)
INVESCO Field at Mile High: 1-9-0 (.100)
Sports Authority Field at Mile High: 4-3-0 (.571)
Broncos Stadium at Mile High: 1-0-0 (1.000)
Empower Field at Mile High: 4-1-0 (.800)


Broncos home sites: Mile High Stadium 1960-00, known as Bears Stadium 1960-67; University of Denver Stadium 1962-68; Empower Field at Mile High 2019-present, known as INVESCO Field at Mile High 2001-2010; Sports Authority Field at Mile High 2011-17 and Broncos Stadium at Mile High 2018.




 DETROIT LIONS 9-6-0 (.600)					Regular Season: 9-6-0 Postseason: 0-0					Home: 6-2-0 Away: 3-4-0					
1971	11/25	DET	L	21-32	1990	10/14	KC	W	43-24	2015	11/1	LON	W	45-10	a
1975	11/23	KC	W	24-21 OT	1996	11/28	DET	W	28-24	2019	9/29	DET	W	34-30	
1980	10/26	KC	W	20-17	1999	9/26	KC	W	31-21	2023	9/7	KC	L	20-21	
1981	11/26	DET	L	10-27	2003	12/14	KC	W	45-17	Total Points: KC 377 - DET 344					
1987	11/26	DET	W	27-20	2007	12/23	DET	L	20-25						
1988	10/23	KC	L	6-7	2011	9/18	DET	L	3-48						
a - International Contest (Wembley Stadium - London, England)															
Longest KC winning streak: 4 (1990-03)					Longest KC losing streak: 2 (2007-11)										
GEHA Field at Arrowhead Stadium: 5-2-0 (.714)					Tiger Stadium: 0-1-0 (.000)										
Wembley Stadium: 1-0-0 (1.000)					Pontiac Silverdome: 2-1-0 (.667)										
Lions home sites: Tiger Stadium 1970-74; Pontiac Silverdome - Pontiac, MI 1975-01; Ford Field 2002-present.															

 GREEN BAY PACKERS 8-6-1 (.567)					Regular Season: 8-5-1 Postseason: 0-1					Home: 5-3-0 Away: 3-2-1					Neutral: 0-1				
1966	1/15/67	LA	L	10-35	a	1993	11/8	KC	W	23-16	2019	10/27	KC	L	24-31				
1973	10/14	MIL	T	10-10	b	1996	11/10	KC	W	27-20	2021	11/7	KC	W	13-7				
1977	11/6	KC	W	20-10		2003	10/12	GB	W	40-34 OT	2023	12/3	GB	L	19-27				
1987	11/22	KC	L	3-23		2007	11/4	KC	L	22-33	Total Points: KC 296 - GB 304								
1989	12/10	GB	W	21-3		2011	12/18	KC	W	19-14									
1990	9/23	GB	W	17-3		2015	9/28	GB	L	28-38									
a - Super Bowl I (Memorial Coliseum - Los Angeles, CA)																			
b - Milwaukee County Stadium (Milwaukee, WI)																			
Longest KC winning streak: 5 (1989-03)					Longest KC losing streak: 2 (2015-19)														
GEHA Field at Arrowhead Stadium: 5-3-0 (.571)					Lambeau Field: 3-2-0 (.600)														
					Milwaukee County Stadium: 0-0-1 (.500)														
Packers home site: Lambeau Field 1970-present; played home games part-time at Milwaukee County Stadium from 1970-1994.																			

 HOUSTON TEXANS 9-5-0 (.643)					Regular Season: 7-5-0 Postseason: 2-0					Home: 3-2-0 Away: 6-3-0						
2003	9/21	HOU	W	42-14	2013	10/20	KC	W	17-16	2019	10/13	KC	L	24-31		
2004	9/26	KC	L	21-24	2015	9/13	HOU	W	27-20		1/12/20	KC	W	51-31	b	
2005	11/20	HOU	W	45-17		1/9/16	HOU	W	30-0	a	2020	9/10	KC	W	34-20	
2007	9/9	HOU	L	3-20	2016	9/18	HOU	L	12-19	2022	12/18	HOU	W	30-24 OT		
2010	10/17	HOU	L	31-35	2017	10/8	HOU	W	42-34	Total Points: KC 409 - HOU 305						
a - AFC Wild Card Playoff Game																
b - AFC Divisional Playoff Game																
Longest KC winning streak: 3 (Two times)					Longest KC losing streak: 2 (2007-10)											
GEHA Field at Arrowhead Stadium: 3-2-0 (.600)					NRG Stadium: 6-3-0 (.667)											
Texans home site: NRG Stadium 2002-present, known as Reliant Stadium 2002-2013.																

 INDIANAPOLIS COLTS 10-18-0 (.357)										Regular Season: 9-14-0			Home: 5-10-0			
										Postseason: 1-4			Away: 5-8-0			
1970	9/28	BAL	W	44-24	1995	1/7/96	KC	L	7-10	a	2011	10/9	IND	W	28-24	
1972	12/10	KC	W	24-10	1996	12/15	KC	L	19-24		2012	12/23	KC	L	13-20	
1975	11/30	BAL	L	14-28	1999	11/7	IND	L	17-25		2013	12/22	KC	L	7-23	
1977	10/16	KC	L	6-17	2000	9/3	KC	L	14-27			1/4/14	IND	L	44-45	b
1979	9/2	KC	W	14-0	2001	10/25	KC	L	28-35		2016	10/30	IND	W	30-14	
	12/9	BAL	W	10-7	2003	1/11/04	KC	L	31-38	a	2018	1/2/19	KC	W	31-13	a
1980	11/2	KC	L	24-31	2004	10/31	KC	W	45-35		2019	10/6	KC	L	13-19	
	12/21	BAL	W	38-28	2006	1/6/07	IND	L	8-23	b	2022	9/25	IND	L	17-20	
1985	11/24	KC	W	20-7	2007	11/18	IND	L	10-13		Total Points: KC 584 - IND 602					
1990	10/7	IND	L	19-23	2010	10/10	IND	L	9-19							
a - AFC Divisional Playoff Game					b - AFC Wild Card Playoff Game											
Longest KC winning streak:					2 (Four times)					Longest KC losing streak: 7 (1990-03)						
Municipal Stadium:					1-0-0 (.1000)					Baltimore Memorial Stadium: 3-1-0 (.750)						
GEHA Field at Arrowhead Stadium:					5-10-0 (.333)					RCA Dome: 0-4-0 (.000)						
										Lucas Oil Stadium: 2-3-0 (.400)						
Colts home sites: Baltimore Memorial Stadium 1970-83; RCA Dome 1984-07, known as Hoosier Dome 1984-93; Lucas Oil Stadium 2008-present. Franchise in Baltimore prior to 1984.																

 JACKSONVILLE JAGUARS 10-6-0 (.625)										Regular Season: 9-6-0			Home: 6-2-0			
										Postseason: 1-0			Away: 4-4-0			
1997	11/9	JAX	L	10-24	2007	10/7	KC	L	7-17		2019	9/8	JAX	W	40-26	
1998	9/13	JAX	L	16-21	2009	11/8	JAX	L	21-24		2022	11/13	KC	W	27-17	
2001	12/30	JAX	W	30-26	2010	10/24	KC	W	42-20			1/21/23	KC	W	27-20	a
2002	9/15	KC	L	16-23	2013	9/8	JAX	W	28-2		2023	9/17	JAX	W	17-9	
2004	10/17	JAX	L	16-22	2016	11/6	KC	W	19-14		Total Points: KC 381 - JAX 309					
2006	12/31	KC	W	35-30	2018	10/7	KC	W	30-14							
a - AFC Divisional Playoff Game																
Longest KC winning streak:					8 (2010-present)					Longest KC losing streak: 2 (Three times)						
GEHA Field at Arrowhead Stadium:					6-2-0 (.750)					Jacksonville Municipal Stadium: 1-4-0 (.200)						
										EverBank Field: 2-4-0 (.333)						
										TIAA Bank Field: 2-0-0 (1.000)						
Jaguars home site: TIAA Bank Field 2019-present, known as Jacksonville Municipal Stadium 1995-96, 2007-09, ALLTEL Stadium 1997-06, EverBank Field 2010-18.																

**LAS VEGAS RAIDERS****73-55-2 (.569)****Regular Season: 71-54-2
Postseason: 2-1****Home: 38-26-1
Away: 35-29-1**

1960	9/16	OAK	W	34-16	1981	10/11	KC	W	27-0	2003	10/20	OAK	W	17-10
	10/9	KC	L	19-20		10/25	OAK	W	28-17		11/23	KC	W	27-24
1961	9/24	OAK	W	42-35	1982	12/12	KC	L	16-21	2004	12/5	OAK	W	34-27
	11/26	KC	W	43-11	1983	10/9	LA	L	20-21		12/25	KC	W	31-30
1962	9/23	OAK	W	26-16		11/6	KC	L	20-28	2005	9/18	OAK	W	23-17
	11/25	KC	W	35-7	1984	9/16	KC	L	20-22		11/6	KC	W	27-23
1963	11/3	OAK	L	7-10		11/18	LA	L	7-17	2006	11/19	KC	W	17-13
	11/8	KC	L	7-22	1985	9/12	KC	W	36-20		12/23	OAK	W	20-9
1964	9/27	OAK	W	21-9		10/6	LA	L	10-19	2007	10/21	OAK	W	12-10
	11/8	KC	W	42-7	1986	10/5	KC	L	17-24		11/25	KC	L	17-20
1965	9/12	OAK	L	10-37		12/14	LA	W	20-17	2008	9/14	KC	L	8-23
	10/31	KC	W	14-7	1987	10/4	LA	L	17-35 ^c		11/30	OAK	W	20-13
1966	9/18	OAK	W	32-10		12/13	KC	W	16-10	2009	9/20	KC	L	10-13
	10/16	KC	L	13-34	1988	10/16	KC	L	17-27		11/15	OAK	W	16-10
1967	10/1	OAK	L	21-23		10/30	LA	L	10-17	2010	11/7	OAK	L	20-23 OT
	11/23	KC	L	22-44	1989	9/17	KC	W	24-19		1/2/11	KC	L	10-31
1968	10/20	KC	W	24-10		10/15	LA	L	14-20	2011	10/23	OAK	W	28-0
	11/3	OAK	L	21-38	1990	11/4	KC	W	9-7		12/24	KC	L	13-16 OT
	12/22	OAK	L	6-41 ^a		11/25	LA	W	27-24	2012	10/28	KC	L	16-26
1969	11/23	KC	L	24-27	1991	10/28	KC	W	24-21		12/16	OAK	L	0-15
	12/13	OAK	L	6-10		12/22	LA	W	27-21	2013	10/13	KC	W	24-7
	1/4/70	OAK	W	17-7 ^b		12/28	KC	W	10-6 ^d	2014	12/15	OAK	W	56-31
1970	11/1	KC	T	17-17	1992	9/28	KC	W	27-7		11/20	OAK	L	20-24
	12/12	OAK	L	6-20		12/6	LA	L	7-28	2015	12/14	KC	W	31-13
1971	10/31	OAK	T	20-20	1993	10/3	KC	W	24-9		12/6	OAK	W	34-20
	12/12	KC	W	16-14		11/14	LA	W	31-20	2016	1/3/16	KC	W	23-17
1972	11/5	KC	W	27-14	1994	11/6	KC	W	13-3		10/16	OAK	W	26-10
	11/26	OAK	L	3-26		12/24	LA	W	19-9	2017	12/8	KC	W	21-13
1973	9/30	KC	W	16-3	1995	9/17	KC	W	23-17 OT		10/19	OAK	L	30-31
	12/8	OAK	L	7-37		12/3	OAK	W	29-23	2018	12/10	KC	W	26-15
1974	9/22	OAK	L	7-27	1996	9/8	KC	W	19-3		12/2	OAK	W	40-33
	12/8	KC	L	6-7		12/9	OAK	L	7-26	2019	12/30	KC	W	35-3
1975	10/12	KC	W	42-10	1997	9/8	OAK	W	28-27		9/15	OAK	W	28-10
	12/21	OAK	L	20-28		12/7	KC	W	30-0	2020	12/1	KC	W	40-9
1976	9/20	KC	L	21-24	1998	9/6	KC	W	28-8		10/11	KC	L	32-40
	11/14	OAK	L	10-21		12/26	OAK	W	31-24	2021	11/22	LV	W	35-31
1977	10/3	KC	L	28-37	1999	11/28	OAK	W	37-34		11/14	LV	W	41-14
	12/18	OAK	L	20-21		1/2/00	KC	L	38-41 OT	2022	12/12	KC	W	48-9
1978	10/15	OAK	L	6-28	2000	10/15	KC	L	17-20		10/10	KC	W	30-29
	11/5	KC	L	10-20		11/5	OAK	L	31-49	2023	1/7	LV	W	31-13
1979	9/23	KC	W	35-7	2001	9/9	KC	L	24-27		11/26	LV	W	31-17
	11/18	OAK	W	24-21		12/9	OAK	L	26-28		12/25	KC	L	14-20
1980	9/7	KC	L	14-27	2002	10/27	KC	W	20-10	Total Points: KC 2,859 - LV 2,499				
	10/5	OAK	W	31-17		12/28	OAK	L	0-24					

a - AFL Divisional Playoff Game
d - AFC Wild Card Playoff Game

b - AFL Championship Game

c - Replacement Game

Longest KC winning streak: 9 (2003-07)
KC Season Sweeps: 23 (Last: 2022)
Cotton Bowl: 2-1-0 (.667)
Municipal Stadium: 4-4-1 (.500)
GEHA Field at Arrowhead Stadium: 31-20-0 (.608)

Longest KC losing streak: 7 (1975-78)
LV Season Sweeps: 14 (Last: 2012)
Kezar Stadium: 1-0-0 (1.000)
Candlestick Park: 1-0-0 (1.000)
Frank Youell: 2-2-0 (.500)
L.A. Memorial Coliseum: 6-7-0 (.462)
Oakland-Alameda Coliseum: 22-20-1 (.523)
Allegiant Stadium: 4-0-0 (1.000)

Raiders home sites: Kezar Stadium - San Francisco, CA 1960;
Candlestick Park - San Francisco, CA 1961; Frank Youell Field - Oakland, CA 1962-65;
Los Angeles Memorial Coliseum 1982-94; Oakland-Alameda Coliseum 1966-81, 1995-2019,
known as Network Associates Coliseum 1998-04, McAfee Coliseum 2005-08, O.co Coliseum 2011-16,
RingCentral Coliseum 2019; Allegiant Stadium - Las Vegas, NV, 2020-present.
Franchise in Oakland 1960-81, 1995-2019; in Los Angeles 1982-94.

**LOS ANGELES CHARGERS****69-58-1 (.543)****Regular Season: 69-57-1
Postseason: 0-1****Home: 38-26-0
Away: 31-32-1**


1960	9/10	LA	L	20-21	1982	9/19	KC	W	19-12	2004	11/28	KC	L	31-34
	9/25	DAL	W	17-0	1983	9/12	KC	L	14-17		1/2/05	SD	L	17-24
1961	9/10	DAL	L	10-26		12/11	SD	L	38-41	2005	10/30	SD	L	20-28
	11/19	SD	L	14-24	1984	10/14	KC	W	31-13		12/24	KC	W	20-7
1962	10/7	SD	L	28-32		12/16	SD	W	42-21	2006	10/22	KC	W	30-27
	12/16	DAL	W	26-17	1985	10/13	SD	L	20-31		12/17	SD	L	9-20
1963	9/29	SD	L	10-24		12/22	KC	W	38-34	2007	9/30	SD	W	30-16
	10/20	KC	L	17-38	1986	10/19	KC	W	42-41		12/2	KC	L	10-24
1964	11/15	KC	L	14-28		11/2	SD	W	24-23	2008	11/9	SD	L	19-20
	12/13	SD	W	49-6	1987	9/13	KC	W	20-13		12/14	KC	L	21-22
1965	9/26	SD	T	10-10		10/25	SD	L	21-42	2009	10/25	KC	L	7-37
	11/14	KC	W	31-7	1988	9/25	KC	L	23-24		11/29	SD	L	14-43
1966	11/6	KC	W	24-14		12/18	SD	L	13-24	2010	9/13	KC	W	21-14
	12/18	SD	W	27-17	1989	9/24	SD	L	6-21		12/12	SD	L	0-31
1967	10/15	SD	L	31-45		12/17	KC	L	13-20	2011	9/25	SD	L	17-20
	11/19	KC	L	16-17	1990	11/18	KC	W	27-10		10/31	KC	W	23-20 OT
1968	10/27	KC	W	27-20		12/23	SD	W	24-21	2012	9/30	KC	L	20-37
	12/8	SD	W	40-3	1991	9/29	SD	W	14-13		11/1	SD	L	13-31
1969	9/14	SD	W	27-9		12/8	KC	W	20-17 OT	2013	11/24	KC	L	38-41
	11/9	KC	W	27-3	1992	9/6	SD	W	24-10		12/29	SD	L	24-27
1970	11/29	KC	W	26-14		11/8	KC	W	16-14	2014	10/19	SD	W	23-20
	12/20	SD	L	13-31		1/2/93	SD	L	0-17 a		12/28	KC	W	19-7
1971	9/19	SD	L	14-21	1993	10/17	SD	W	17-14	2015	11/22	SD	W	33-3
	10/10	KC	W	31-10		12/19	KC	W	28-24		12/13	KC	W	10-3
1972	10/29	SD	W	26-14	1994	10/9	SD	L	6-20	2016	9/11	KC	W	33-27 OT
	11/19	KC	L	17-27		11/13	KC	L	13-14		1/1	SD	W	37-27
1973	11/4	SD	W	19-0	1995	10/9	KC	W	29-23 OT	2017	9/24	LA	W	24-10
	12/16	KC	W	33-6		11/12	SD	W	22-7		12/16	KC	W	30-13
1974	10/27	SD	W	24-14	1996	9/29	SD	L	19-22	2018	9/9	LA	W	38-28
	11/10	KC	L	7-14		11/24	KC	L	14-28		12/13	KC	L	28-29
1975	10/19	SD	W	12-10	1997	10/16	KC	W	31-3	2019	11/18	MEX	W	24-17
	12/7	KC	L	20-28		12/14	SD	W	29-7		12/29	KC	W	31-21
1976	9/12	KC	L	16-30	1998	9/20	KC	W	23-7	2020	9/20	LA	W	23-20 OT
	11/28	SD	W	23-20		11/22	SD	L	37-38		1/3/21	KC	L	21-38
1977	9/25	KC	L	7-23	1999	10/3	SD	L	14-21	2021	9/26	KC	L	24-30
	10/23	SD	W	21-16		10/31	KC	W	34-0		12/16	LA	W	34-28 OT
1978	11/12	SD	L	23-29 OT	2000	9/17	KC	W	42-10	2022	9/15	KC	W	27-24
	11/26	KC	W	23-0		11/26	SD	L	16-17		11/20	LA	W	30-37
1979	11/4	KC	L	14-20	2001	11/4	SD	W	25-20	2023	10/22	KC	W	31-17
	11/25	SD	L	7-28		12/23	KC	W	20-17		1/7/24	LA	W	13-12
1980	9/28	KC	L	7-24	2002	10/13	SD	L	34-35	Total Points: KC 2,844 - LA 2,614				
	11/16	SD	L	7-20		12/22	KC	W	24-22					
1981	9/20	KC	L	31-42	2003	9/7	KC	W	27-14					
	11/1	SD	L	20-22		11/30	SD	W	28-24					


a - AFC Wild Card Playoff Game


Longest KC winning streak: 9 (2014-18)
KC Season Sweeps: 21 (Last: 2023)
Cotton Bowl: 2-1-0 (.667)
Municipal Stadium: 6-3-0 (.667)
GEHA Field at Arrowhead Stadium: 30-22-0 (.577)


Longest KC losing streak: 6 (1979-81)
LA/SD Season Sweeps: 16 (Last: 2013)
L.A. Memorial Coliseum: 0-1-0 (.000)
Balboa Stadium: 2-3-1 (.417)
Qualcomm Stadium: 22-28-0 (.440)
StubHub Center: 2-0-0 (1.000)
Estadio Azteca: 1-0-0 (1.000)
SoFi Stadium: 4-0-0 (1.000)

Chargers home sites: Los Angeles Memorial Coliseum 1960; Balboa Stadium - San Diego, CA 1961-66;
Qualcomm Stadium - San Diego, CA 1967-16, known as San Diego Stadium 1967-79, Jack Murphy Stadium 1980-96;
Dignity Health Sports Park - Los Angeles, CA 2017-18, known as StubHub Center 2019;
SoFi Stadium - Los Angeles, CA 2020-present.
Franchise located in San Diego from 1961-2016.

 LOS ANGELES RAMS 8-5-0 (.615)					Regular Season: 8-5-0 Postseason: 0-0					Home: 4-3-0 Away: 4-2-0				
1973	9/16	KC	L	13-23	1997	10/26	STL	W	28-20	2014	10/26	KC	W	34-7
1982	11/28	LA	L	14-20	2000	10/22	KC	W	54-34	2018	11/19	LA	L	51-54
1985	10/20	KC	L	0-16	2002	12/8	KC	W	49-10	2022	11/27	KC	W	26-10
1991	11/10	LA	W	27-20	2006	11/5	STL	W	31-17	Total Points: KC 354 - LA 260				
1994	9/25	KC	L	0-16	2010	12/19	STL	W	27-13					
Longest KC winning streak: 6 (1997-14) GEHA Field at Arrowhead Stadium: 4-3-0 (.571)					Longest KC losing streak: 3 (1973-85) Anaheim Stadium: 1-1-0 (.500) Edward Jones Dome: 3-0-0 (1.000) L.A. Memorial Coliseum: 0-1-0 (.000) SoFi Stadium: 0-0-0 (.000)									
Rams home sites: Los Angeles Memorial Coliseum 1970-79, 2016-19; Anaheim Stadium - Anaheim, CA 1980-94; SoFi Stadium 2020-present; Busch Stadium - St. Louis, MO 1995; Edward Jones Dome - St. Louis, MO 1995-2015, known as TransWorld Dome 1995-01. Franchise in St. Louis 1995-2015.														

 MIAMI DOLPHINS 17-16-0 (.515)					Regular Season: 16-13-0 Postseason: 1-3					Home: 9-5-0 Away: 8-11-0				
1966	11/13	KC	W	34-16	1985	9/22	MIA	L	0-31	2005	10/21	MIA	W	30-20
	12/11	MIA	W	19-18	1987	10/11	MIA	L	0-42 b	2006	11/12	MIA	L	10-13
1967	9/24	MIA	W	24-0	1989	12/3	KC	W	26-21	2008	12/21	KC	L	31-38
	10/8	KC	W	41-0		12/24	MIA	W	27-24	2011	11/6	KC	L	3-31
1968	9/28	MIA	W	48-3	1990	1/5/91	MIA	L	16-17 c	2014	9/21	MIA	W	34-15
1969	10/19	KC	W	17-10	1991	10/13	KC	W	42-7	2017	12/24	KC	W	29-13
1971	12/25	KC	L	24-27 20Ta	1993	10/31	MIA	L	10-30	2020	12/13	MIA	W	33-27
1972	9/17	KC	L	10-20	1994	12/12	MIA	L	28-45	2023	11/5	GER	W	21-14
1974	10/20	MIA	L	3-9		12/31	MIA	L	17-27 c	1/13	KC	W	26-7 c	
1976	10/17	MIA	W	20-17 OT	1995	12/11	MIA	L	6-13	Total Points: KC 704 - MIA 633				
1981	12/13	KC	L	7-17	1997	10/5	MIA	L	14-17					
1983	9/25	MIA	L	6-14	2002	9/29	KC	W	48-30					
a - AFC Divisional Playoff Game					b - Replacement Game					c - AFC Wild Card Playoff Game				
Longest KC winning streak: 6 (1966-69) Municipal Stadium: 3-1-0 (.750) GEHA Field at Arrowhead Stadium: 5-4-0 (.556) Frankfurt Stadium: 1-0 (1.000)					Longest KC losing streak: 5 (1993-97) Orange Bowl: 4-4-0 (.500) Hard Rock Stadium: 4-8-0 (.333)									
Dolphins home sites: Orange Bowl 1966-86; Hard Rock Stadium 1987-present, known as Joe Robbie Stadium 1987-96, Pro Player Stadium 1997-04, Dolphins Stadium 2005, Dolphin Stadium 2006-08, Land Shark Stadium 2009 and Sun Life Stadium 2010-15.														

 MINNESOTA VIKINGS 9-5-0 (.643)					Regular Season: 8-5-0 Postseason: 1-0					Home: 5-1-0 Away: 3-4-0					Neutral: 1-0				
1969	1/11/70	NO	W	23-7 a	1993	12/26	MIN	L	10-30	2011	10/2	KC	W	22-17					
1970	9/20	MIN	L	10-27	1996	11/3	MIN	W	21-6	2015	10/18	MIN	L	10-16					
1974	12/14	KC	L	15-35	1999	12/12	KC	W	31-28	2019	11/3	KC	W	26-23					
1981	12/20	MIN	W	10-6	2003	12/20	MIN	L	20-45	2023	10/8	MIN	W	27-20					
1990	9/9	KC	W	24-21	2007	9/23	KC	W	13-10	Total Points: KC 262 - MIN 291									
a - Super Bowl IV (Tulane Stadium - New Orleans, LA)																			
Longest KC winning streak: 2 (Three times) GEHA Field at Arrowhead Stadium: 5-1-0 (.833)					Longest KC losing streak: 2 (1970-74) Metropolitan Stadium: 1-1-0 (.500) H.H.H. Metrodome: 1-2-0 (.333) TCF Bank Stadium: 0-1-0 (.000) U.S. Bank Stadium: 1-0-0 (1.000)														
Vikings home sites: Metropolitan Stadium - Bloomington, MN 1970-81; Mall of America Field at Hubert H. Humphrey Metrodome 1982-2013, known as Hubert H. Humphrey Metrodome 1982-09; TCF Bank Stadium 2014-15; U.S. Bank Stadium 2016-present.																			

 NEW YORK JETS 21-19-1 (.524)					Regular Season: 20-18-1 Postseason: 1-1					Home: 12-7-0 Away: 9-12-1				
1960	10/2	KC	L	35-37	1968	9/15	KC	L	19-20	2001	11/11	NYJ	L	7-27
	11/24	NYT	L	35-41	1969	11/16	NYJ	W	34-16	2002	10/6	NYJ	W	29-25
1961	12/3	NYT	L	7-28		12/20	NYJ	W	13-6 a	2005	9/11	KC	W	27-7
	12/17	KC	W	35-24	1971	11/7	NYJ	L	10-13	2007	12/30	NYJ	L	10-13 OT
1962	10/21	KC	W	20-17	1974	9/15	KC	W	24-16	2008	10/26	NYJ	L	24-28
	11/11	NYT	W	52-31	1975	9/28	KC	L	24-30	2011	12/11	NYJ	L	10-37
1963	12/1	NYJ	L	0-17	1982	1/2/83	KC	W	37-13	2014	11/2	KC	W	24-10
	12/22	KC	W	48-0	1984	10/7	KC	L	16-17	2016	9/25	KC	W	24-3
1964	11/29	NYJ	L	14-27		10/21	NYJ	L	7-28	2017	12/3	NYJ	L	31-38
	12/20	KC	W	24-7	1986	12/28	NYJ	L	15-35 b	2020	11/1	KC	W	35-9
1965	9/18	NYJ	W	14-10	1987	11/15	KC	L	9-16	2023	10/1	NYJ	W	23-20
	11/7	KC	L	10-13	1988	10/2	NYJ	T	17-17 OT	Total Points: KC 936 - NYJ 806				
1966	11/27	NYJ	W	32-24		12/4	KC	W	38-34					
1967	11/5	KC	W	42-18	1992	11/29	NYJ	W	23-7					
	12/10	NYJ	W	21-7	1998	11/1	KC	L	17-20					

a - AFC Divisional Playoff Game b - AFC Wild Card Playoff Game

Longest KC winning streak: 3 (Twice, last 1966-67) **Longest KC losing streak:** 4 (1984-87)


Cotton Bowl: 2-1-0 (.667) **Polo Grounds:** 1-3-0 (.250)

Municipal Stadium: 3-2-0 (.600) **Shea Stadium:** 5-2-0 (.714)

GEHA Field at Arrowhead Stadium: 7-4-0 (.636) **Giants Stadium:** 2-5-1 (.313)

MetLife Stadium: 1-2-0 (.333)

Jets home sites: Polo Grounds 1960-63; Shea Stadium 1964-83; Giants Stadium - East Rutherford, NJ 1984-2009; MetLife Stadium 2010-Present, known as New Meadowlands Stadium 2010. Franchise known as the New York Titans prior to 1963.

 PHILADELPHIA EAGLES 6-5-0 (.545)					Regular Season: 5-5-0 Postseason: 1-0					Home: 2-4-0 Away: 3-1-0 Neutral: 1-0				
1972	10/22	KC	L	20-21	2005	10/2	KC	L	31-37	2021	10/3	PHI	W	42-30
1992	10/11	KC	W	24-17	2009	9/27	PHI	L	14-34	2022	2/12	ARZ	W	38-35 a
1998	9/27	PHI	W	24-21	2013	9/19	PHI	W	26-16	2023	11/20	KC	L	17-21
2001	11/29	KC	L	10-23	2017	9/17	KC	W	27-20	Total Points: KC 273 - PHI 275				


a - Super Bowl LVII (State Farm Stadium - Glendale, AZ)

Longest KC winning streak: 4 (2013-present) **Longest KC losing streak:** 3 (2001-09)

GEHA Field at Arrowhead Stadium: 2-4-0 (.333) **Veterans Stadium:** 1-0-0 (1.000)

Lincoln Financial Field: 2-1-0 (.667)

Eagles home sites: Franklin Field 1970; Veterans Stadium 1971-02; Lincoln Financial Field 2003-present.

 PITTSBURGH STEELERS 14-23-0 (.378)					Regular Season: 12-22-0 Postseason: 2-1					Home: 9-12-0 Away: 5-11-0				
1970	11/15	PIT	W	31-14	1986	12/21	PIT	W	24-19	2009	11/22	KC	W	27-24 OT
1971	10/18	KC	W	38-16	1987	11/8	KC	L	16-17	2011	11/27	KC	L	9-13
1972	11/12	PIT	L	7-16	1988	11/27	PIT	L	10-16	2012	11/12	PIT	L	13-16 OT
1974	10/13	KC	L	24-34	1989	10/29	PIT	L	17-23	2014	12/21	PIT	L	12-20
1975	11/16	PIT	L	3-28	1992	10/25	KC	L	3-27	2015	10/25	KC	W	23-13
1976	11/7	KC	L	0-45	1993	1/8/94	KC	W	27-24 OT a	2016	10/2	PIT	L	14-43
1978	10/29	PIT	L	24-27	1996	10/7	KC	L	7-17		1/15/17	KC	L	16-18 b
1979	11/11	KC	L	3-30	1997	11/3	KC	W	13-10	2017	10/15	KC	L	13-19
1980	12/14	PIT	L	16-21	1998	10/26	KC	L	13-20	2018	9/16	PIT	W	42-37
1981	9/6	PIT	W	37-33	1999	12/18	KC	W	35-19	2021	12/26	KC	W	36-10
1982	12/5	PIT	L	14-35	2001	10/14	KC	L	17-20		1/16/22	KC	W	42-21 a
1984	9/2	PIT	W	37-27	2003	9/14	KC	W	41-20	Total Points: KC 739 - PIT 873				
1985	11/10	KC	L	28-36	2006	10/15	PIT	L	7-45					


a - AFC Wild Card Playoff Game b - AFC Divisional Playoff Game

Longest KC winning streak: 3 (2018-present) **Longest KC losing streak:** 7 (1972-80)

Municipal Stadium: 1-0-0 (1.000) **Three Rivers Stadium:** 4-7-0 (.364)

GEHA Field at Arrowhead Stadium: 8-12-0 (.400) **Acrisure Stadium:** 1-4-0 (.200)


Steelers home sites: Three Rivers Stadium 1970-00; Acrisure Stadium 2001-present, known as Heinz Field 2001-21.

 SAN FRANCISCO 49ERS 9-7-0 (.563)					Regular Season: 7-7-0 Postseason: 2-0					Home: 5-2-0 Away: 2-5-0		Neutral: 2-0		
1971	12/6	SF	W	26-17	1997	11/30	KC	W	44-9	2018	9/23	KC	W	38-27
1975	10/5	KC	L	3-20	2000	11/12	SF	L	7-21	2019	2/2/20	MIA	W	31-20 a
1982	12/26	KC	L	13-26	2002	11/10	SF	L	13-17	2022	10/23	SF	W	44-23
1985	11/17	SF	L	3-31	2006	10/1	KC	W	41-0	2023	2/11	LV	W	25-22 OT b
1991	12/14	SF	L	14-28	2010	9/26	KC	W	31-10	Total Points: KC 374 - SF 310				
1994	9/11	KC	W	24-17	2014	10/5	SF	L	17-22					

a - Super Bowl LIV (Hard Rock Stadium - Miami Gardens, FL) b - Super Bowl LVIII (Allegiant Stadium - Las Vegas, Nevada)


Longest KC winning streak: 4 (2018-present) **Longest KC losing streak:** 4 (1975-91)
GEHA Field at Arrowhead Stadium: 5-2-0 (.714) **Candlestick Park:** 1-4-0 (.200)
Levi's Stadium: 1-1-0 (.500)

49ers home sites: Kezar Stadium 1970; Candlestick Park 1971-2013, known as 3Com Park at Candlestick Point 1996-04, Monster Park 2005-07; Levi's Stadium 2014-present.

 SEATTLE SEAHAWKS 34-19-0 (.642)					Regular Season: 34-19-0 Postseason: 0-0					Home: 22-5-0 Away: 12-14-0				
1977	12/11	KC	L	31-34	1988	9/11	SEA	L	10-31	1997	9/28	KC	W	20-17 OT
1978	11/19	KC	L	10-13		11/20	KC	W	27-24		11/23	SEA	W	19-14
	12/17	SEA	L	19-23	1989	10/8	SEA	W	20-16	1998	10/4	KC	W	17-6
1979	9/30	SEA	W	24-6		11/5	KC	W	20-10		11/8	SEA	L	12-24
	12/2	KC	W	37-21	1990	10/21	SEA	L	7-19	1999	11/21	KC	L	19-31
1980	9/14	KC	L	16-17		11/11	KC	L	16-17		12/26	SEA	L	14-23
	11/9	SEA	W	31-30	1991	9/22	KC	W	20-13	2000	10/2	KC	W	24-17
1981	9/27	SEA	W	20-14		12/1	SEA	W	19-6		10/29	SEA	W	24-19
	11/22	KC	W	40-13	1992	9/13	KC	W	26-7	2001	11/25	KC	W	19-7
1983	9/4	KC	W	17-13		11/22	SEA	W	24-14		1/6/02	SEA	L	18-21
	11/27	SEA	L	48-51 OT	1993	12/5	SEA	W	31-16	2002	11/24	SEA	L	32-39
1984	11/4	SEA	L	0-45		1/2/94	KC	W	34-24	2006	10/29	KC	W	35-28
	12/9	KC	W	34-7	1994	10/23	KC	W	38-23	2010	11/28	SEA	W	42-24
1985	9/29	KC	W	28-7		11/27	SEA	L	9-10	2014	11/16	KC	W	24-20
	12/1	SEA	L	6-24	1995	9/3	SEA	W	34-10	2018	12/23	SEA	L	31-38
1986	9/14	SEA	L	17-23		12/24	KC	W	26-3	2022	12/24	KC	W	24-10
	11/9	KC	W	27-7	1996	9/15	SEA	W	35-17	Total Points: KC 1,264 - SEA 1,025				
1987	9/20	SEA	L	14-43		10/17	KC	W	34-16					
	12/27	KC	W	41-20										

Longest KC winning streak: 7 (Twice) **Longest KC losing streak:** 3 (Twice)
KC Season Sweeps: 10 (Last: 2000) **SEA Season Sweeps:** 3 (Last: 1999)
GEHA Field at Arrowhead Stadium: 22-5-0 (.815) **Kingdome Stadium:** 10-11-0 (.476)
Husky Stadium: 1-1-0 (.500)
CenturyLink Field: 1-2-0 (.333)

Seahawks home sites: Kingdome 1976-99; Husky Stadium 1994, 2000-01; Lumen Field 2002-present, known as Seahawks Stadium 2002-03, Qwest Field 2004-11, CenturyLink Field 2012-20.

 TAMPA BAY BUCCANEERS 7-8-0 (.467)					Regular Season: 7-7-0 Postseason: 0-1					Home: 3-3-0 Away: 4-4-0		Neutral: 0-1		
1976	10/31	TB	W	28-19	1993	9/5	TB	W	27-3	2020	11/28	TB	W	27-24
1978	10/8	KC	L	13-30	1999	11/14	TB	L	10-17		2/7/21	TB	L	9-31 a
1979	12/16	TB	L	0-3	2004	11/7	TB	L	31-34	2022	10/2	TB	W	41-31
1981	9/13	KC	W	19-10	2008	11/2	KC	L	27-30 OT	Total Points: KC 310 - TB 329				
1984	10/28	KC	W	24-20	2012	10/14	TB	L	10-38					
1986	10/26	KC	W	27-20	2016	11/20	KC	L	17-19					

a - Super Bowl LV (Raymond James Stadium - Tampa, FL)

Longest KC winning streak: 4 (1981-93) **Longest KC losing streak:** 5 (1999-16)
GEHA Field at Arrowhead Stadium: 3-3-0 (.500) **Tampa Stadium:** 2-1-0 (.667)
Raymond James Stadium: 2-3-0 (.400)

Buccaneers home sites: Houlihan's Stadium 1976-97, known as Tampa Stadium 1976-95; Raymond James Stadium 1998-present.



TENNESSEE TITANS
31-25-0 (.554)

Regular Season: 28-24-0
Postseason: 3-1

Home: 19-11-0
Away: 12-14-0

1960	10/16	HOU	L	10-20	1970	11/8	KC	W	24-9	1993	9/12	HOU	L	0-30
	12/4	DAL	W	24-0	1971	9/26	HOU	W	20-16		1/16/94	HOU	W	28-20 b
1961	10/1	DAL	W	26-21	1973	11/18	KC	W	38-14	1994	12/18	KC	W	31-9
	10/22	HOU	L	7-38	1974	9/29	HOU	W	17-7	1995	11/19	KC	W	20-13
1962	10/28	HOU	W	31-7	1975	11/2	KC	L	13-17	1996	9/1	HOU	W	20-19
	11/4	DAL	L	6-14	1977	11/27	HOU	L	20-34	2000	9/10	TEN	L	14-17 OT
	12/23	HOU	W	20-17	1978	9/10	KC	L	17-20	2004	12/13	TEN	W	49-38
1963	10/6	KC	W	28-7	1979	9/16	HOU	L	6-20	2007	12/16	KC	L	17-26
	10/27	HOU	L	7-28	1980	10/12	KC	W	21-20	2008	10/19	KC	L	10-34
1964	10/4	KC	W	28-7	1981	11/15	KC	W	23-10	2010	12/26	KC	W	34-14
	11/22	HOU	W	28-19	1983	10/23	HOU	W	13-10 OT	2013	10/6	TEN	W	26-17
1965	10/24	HOU	L	36-38	1984	11/11	KC	L	16-17	2014	9/7	KC	L	10-26
	11/28	KC	W	52-21	1985	11/3	HOU	L	20-23	2016	12/18	KC	L	17-19
1966	10/30	KC	W	48-23	1986	9/21	KC	W	27-13		1/6/18	KC	L	21-22 c
1967	9/9	HOU	W	25-20	1988	10/9	HOU	L	6-7	2019	11/10	TEN	L	32-35
	10/22	KC	L	19-24	1989	11/26	KC	W	34-0		1/19/20	KC	W	35-24 d
1968	9/9	HOU	W	26-21	1990	12/16	KC	L	10-27	2021	10/24	TEN	L	3-27
	11/28	KC	W	24-10	1991	9/16	HOU	L	7-17	2022	11/6	KC	W	20-17
1969	10/12	KC	W	24-0	1992	9/20	HOU	L	20-23 OT	Total Points: KC 1,208 - TEN 1,046				

a - AFL Championship Game (Houston, TX) b - AFC Divisional Playoff Game (Houston, TX) c - AFC Wild Card Playoff Game
d - AFC Championship Game

Longest KC winning streak:	7 (1968-74)	Longest KC losing streak:	4 (Three times)
Cotton Bowl:	2-1-0 (.667)	Jeppesen Stadium:	3-3-0 (.500)
Municipal Stadium:	7-1-0 (.875)	Rice Stadium:	1-1-0 (.500)
GEHA Field at Arrowhead Stadium:	10-9-0 (.526)	Astrodome:	6-7-0 (.462)
		Nissan Stadium:	2-3-0 (.400)

Titans home sites: Jeppesen Stadium 1960-64; Rice Stadium 1965-67; Astrodome 1968-96;
Liberty Bowl - Memphis, TN 1997; Vanderbilt Stadium - Nashville, TN 1998;

Nissan Stadium - Nashville, TN 1999-present, known as Adelphia Coliseum 1999-01, The Coliseum 2002-05, LP Field (2006-15).
Franchise located in Houston prior to 1997 and known as the Oilers prior to 1999.



WASHINGTON COMMANDERS
10-1-0 (.909)

Regular Season: 10-1-0
Postseason: 0-0

Home: 5-0-0
Away: 5-1-0

1971	10/24	KC	W	27-20	2001	9/30	WAS	W	45-13	2021	10/17	WAS	W	31-13
1976	10/10	WAS	W	33-30	2005	10/16	KC	W	28-21	Total Points: KC 323 - WAS 179				
1983	9/18	WAS	L	12-27	2009	10/18	WAS	W	14-6					
1992	11/15	KC	W	35-16	2013	12/8	WAS	W	45-10					
1995	11/5	KC	W	24-3	2017	10/2	KC	W	29-20					

Longest KC winning streak:	8 (1992-present)	Longest KC losing streak:	1 (1983)
Municipal Stadium:	1-0-0 (1.000)	RFK Stadium:	1-1-0 (.500)
GEHA Field at Arrowhead Stadium:	4-0-0 (1.000)	FedEx Field:	4-0-0 (1.000)

Washington home sites: RFK Memorial Stadium 1970-96; FedEx Field - Landover, MD 1997-present,
known as Jack Kent Cooke Stadium 1997-99.



CHIEFS VS. THE NFL IN THE POSTSEASON

Overall Postseason Record:	24-21 (.533)	Road Record:	8-10 (.444)
Home Record:	12-9 (.550)	BUF - War Memorial Stadium:	1-0 (1.000)
Cotton Bowl:	0-0 (.000)	BUF - Ralph Wilson Stadium:	0-2 (.000)
Municipal Stadium:	0-1 (.000)	HOU - NRG Stadium:	1-0 (1.000)
GEHA Field at Arrowhead Stadium:	12-8 (.600)	IND-RCA Dome:	0-1 (.000)
Neutral Site:	4-2 (.667)	IND-Lucas Oil Stadium:	0-1 (.000)
Super Bowl I		MIA - Dolphins Stadium:	0-2 (.000)
(L.A. Memorial Coliseum):	0-1 (.000)	NE - Gillette Stadium:	0-1 (.000)
Super Bowl IV		NYJ - Shea Stadium:	1-0 (.000)
(Tulane Stadium):	1-0 (1.000)	NYJ - Giants Stadium:	0-1 (.000)
Super Bowl LIV		OAK- McAfee Coliseum:	1-1 (.500)
(Hard Rock Stadium):	1-0 (1.000)	SD - Qualcomm Stadium:	0-1 (.000)
Super Bowl LV		TEN - Jeppesen Stadium:	1-0 (1.000)
(Raymond James Stadium):	0-1 (.000)	TEN - Astrodome:	1-0 (1.000)
Super Bowl LVII		BUF - Highmark Stadium:	1-0 (1.000)
(State Farm Stadium):	1-0 (1.000)	BAL - M&T Bank Stadium:	1-0 (1.000)
Super Bowl LVIII			
(Allegiant Stadium):	1-0 (1.000)		



CHIEFS VS. THE NFL - ALL GAMES

Total:	703-591-15 (.543)
Preseason*:	147-131-3 (.529)
Regular Season:	532-439-12 (.547)
Postseason:	24-21-0 (.533)

	Preseason	Regular Season	Postseason	Total	Overall Win Pct.
Arizona (STL Cardinals)	17-10-1	10-3-1	0-0	27-13-2	.667
Atlanta	5-3-0	7-3-0	0-0	12-6-0	.667
Baltimore (Ravens)	0-1-0	7-4-0	1-1	8-6-0	.571
Buffalo	8-4-0	21-27-1	4-2	33-33-1	.500
Carolina	1-1-0	5-2-0	0-0	6-3-0	.667
Chicago	9-3-0	7-7-0	0-0	16-10-0	.615
Cincinnati	10-0-0	15-17-0	1-1	26-18-0	.591
Cleveland	4-2-0	14-11-2	1-0	19-13-2	.588
Dallas	4-5-0	5-7-0	0-0	9-12-0	.429
Denver	7-1-0	72-55-0	0-1	79-57-0	.581
Detroit	4-6-0	9-6-0	0-0	13-12-0	.520
Green Bay	10-9-1	8-5-1	0-1	18-15-2	.543
Houston (Texans)	1-3-0	7-5-0	2-0	10-8-0	.556
Indianapolis (Baltimore Colts)	1-3-0	9-14-0	1-4	11-21-0	.344
Jacksonville	1-3-0	9-6-0	1-0	11-9-0	.550
Las Vegas	8-1-0	71-54-2	2-1	81-56-2	.590
Los Angeles Chargers	2-5-0	69-57-1	0-1	71-63-1	.530
Los Angeles Rams	9-15-0	8-5-0	0-0	17-20-0	.459
Miami	1-3-1	16-13-0	1-3	18-19-1	.487
Minnesota	8-9-0	8-5-0	1-0	17-14-0	.548
New England	3-3-0	21-14-3	0-2	24-19-3	.554
New Orleans	4-7-0	7-5-0	0-0	11-12-0	.478
N.Y. Giants	1-3-0	4-11-0	0-0	5-14-0	.263
N.Y. Jets	5-2-0	20-18-1	1-1	26-21-1	.552
Philadelphia	1-1-0	5-5-0	1-0	7-6-0	.538
Pittsburgh	2-2-0	12-22-0	2-1	16-25-0	.390
San Francisco	3-8-0	7-7-0	2-0	12-15-0	.444
Seattle	1-7-0	34-19-0	0-0	35-26-0	.574
Tampa Bay	1-5-0	7-7-0	0-1	8-13-0	.381
Tennessee (Houston Oilers)	12-3-0	28-24-0	3-1	43-28-0	.606
Washington	5-2-0	10-1-0	0-0	15-3-0	.833

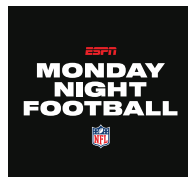
*Preseason record does not include one preseason game against the College All-Stars in 1970, which the Chiefs won 24-3.



CHIEFS ON MONDAY NIGHT FOOTBALL

RECORD: 30-21 (.588)

The second-ever regular season telecast of ABC's Monday Night Football featured the defending World Champion Kansas City Chiefs at the Baltimore Colts (9/28/70). While Don McCafferty's Colts eventually went on to defeat the Dallas Cowboys in Super Bowl V, the Chiefs would get a convincing 44-24 win in this primetime showdown. Four of QB Len Dawson's pass attempts on the night went for TDs. The Chiefs forced seven Baltimore turnovers, including three interceptions by S Johnny Robinson and two by CB Emmitt Thomas, allowing RB Ed Podolak to grind out the game.



9/28/70	@ Baltimore	W	44-24	11/8/93	GREEN BAY	W	23-16	9/26/05	@ Denver	L	10-30
10/18/71	PITTSBURGH	W	38-16	10/17/94	@ Denver	W	31-28	9/13/10	SAN DIEGO	W	21-14
12/6/71	@ San Francisco	W	26-17	12/12/94	@ Miami	L	28-45	10/31/11	SAN DIEGO	W	23-20 (OT)
9/25/72	@ New Orleans	W	20-17	10/9/95	SAN DIEGO	W	29-23 (OT)	11/21/11	@ New England	L	3-34
10/29/73	@ Buffalo	L	14-23	12/11/95	@ Miami	L	6-13	11/12/12	@ Pittsburgh	L	13-16 (OT)
11/12/73	CHICAGO	W	19-7	10/7/96	PITTSBURGH	L	7-17	9/29/14	NEW ENGLAND	W	41-14
11/18/74	@ Denver	W	42-34	12/9/96	@ Oakland	L	7-26	9/28/15	@ Green Bay	L	28-38
11/10/75	@ Dallas	W	34-31	9/8/97	@ Oakland	W	28-27	10/2/17	WASHINGTON	W	29-20
9/20/76	OAKLAND	L	21-24	11/3/97	PITTSBURGH	W	13-10	10/30/17	DENVER	W	29-19
10/3/77	OAKLAND	L	28-37	10/26/98	PITTSBURGH	L	13-20	10/1/18	@ Denver	W	27-23
9/12/83	SAN DIEGO	L	14-17	11/16/98	DENVER	L	7-30	11/19/18	@ L.A. Rams	L	51-54
9/17/90	@ Denver	L	23-24	10/2/00	SEATTLE	W	24-17	11/18/19	@ L.A. Chargers	W	24-17
9/16/91	@ Houston	L	7-17	12/4/00	@ New England	L	24-30	9/28/20	@ Baltimore	W	34-20
10/7/91	BUFFALO	W	33-6	10/20/03	@ Oakland	W	17-10	10/5/20	New England	W	26-10
10/28/91	L.A. RAIDERS	W	24-21	10/4/04	@ Baltimore	W	27-24	11/1/21	N.Y. GIANTS	W	20-17
9/28/92	L.A. RAIDERS	W	27-7	11/22/04	NEW ENGLAND	L	19-27	10/10/22	LAS VEGAS	W	30-29
9/20/93	DENVER	W	15-7	12/13/04	@ Tennessee	W	49-38	11/20/23	PHILADELPHIA	L	17-21

CHIEFS ON SUNDAY NIGHT FOOTBALL

RECORD: 23-15 (.605)

NBC began airing Sunday Night Football in its current format in 2006, while the Sunday Night Football package previously aired across both ESPN (1987-2005) and TNT (1990-97). In the team's history of Sunday Night Football games, the Chiefs played twice on TNT (*), including the club's inaugural Sunday Night Football appearance on Oct. 25, 1992 vs. Pittsburgh, and 11 times on ESPN (^). The club has made 25 appearances on NBC's Sunday Night Football dating back to the 2006 season.



10/25/92	PITTSBURGH	L	3-27*	12/17/06	@ San Diego	L	9-20	12/22/19	@ Chicago	W	26-3
11/22/92	@ Seattle	W	24-14^	11/27/11	PITTSBURGH	L	9-13	11/22/20	@ Las Vegas	W	35-31
12/26/93	@ Minnesota	L	10-30^	11/17/13	@ Denver	L	17-27	12/6/20	DENVER	W	22-16
9/18/94	@ Atlanta	W	30-10*	11/30/14	DENVER	L	16-29	9/19/21	BALTIMORE	L	35-36
11/6/94	L.A. RAIDERS	W	13-3^	10/2/16	@ Pittsburgh	L	43-14	10/10/21	BUFFALO	L	20-38
11/19/95	HOUSTON	W	20-13^	11/27/16	@ Denver	W	30-27	11/14/21	@ LAS VEGAS	W	41-14
9/6/98	OAKLAND	W	28-8^	12/25/16	DENVER	W	33-10	12/5/21	DENVER	W	22-9
10/4/98	SEATTLE	W	17-6^	10/8/17	@ Houston	W	42-34	10/2/22	@ Tampa Bay	W	41-21
12/12/99	MINNESOTA	W	31-28^	10/14/18	@ New England	L	40-43	11/6/22	TENNESSEE	W	20-17
10/26/03	BUFFALO	W	38-5^	10/21/18	CINCINNATI	W	45-10	11/20/22	@ L.A. Chargers	W	30-27
9/12/04	@ Denver	L	24-34^	12/23/18	@ Seattle	L	38-31	10/1/23	@ N.Y. Jets	W	23-20
9/18/05	@ Oakland	W	23-17^	10/6/19	INDIANAPOLIS	L	13-19	12/3/23	@ Packers	L	19-27
11/20/05	@ Houston	W	45-17^	10/27/19	GREEN BAY	L	24-31				

CHIEFS IN OTHER PRIMETIME CONTESTS

RECORD: 27-13 (.675)

FRIDAY: 3-4 (.429)

9/16/60	@ Oakland	W	34-16
11/18/60	@ Boston	L	14-42
11/3/61	@ Boston	L	21-28
10/12/62	@ Boston	W	27-7
11/8/63	OAKLAND	L	7-22
10/23/64	@ Boston	L	7-24
10/21/05	@ Miami	W	30-20

SATURDAY: 10-1 (.909)

9/10/60	@ L.A. Chargers	L	20-21
9/8/62	BOSTON	W	42-28
9/7/63	@ Denver	W	59-7
12/14/63	BOSTON	W	35-3
9/18/65	@ N.Y. Jets	W	14-10
10/8/66	DENVER	W	37-10
9/9/67	@ Houston	W	25-20
9/28/68	@ Miami	W	48-3
10/5/68	@ Buffalo	W	18-7
12/23/06	@ Oakland	W	20-9
12/16/17	LOS ANGELES	W	30-13

THURSDAY: 14-8 (.636)

9/12/85	L.A. RAIDERS	W	36-20
10/17/96	SEATTLE	W	34-16
10/16/97	SAN DIEGO	W	31-3
10/21/99	@ Baltimore	W	35-8
10/25/01	INDIANAPOLIS	L	28-35
11/29/01	PHILADELPHIA	L	10-23
11/23/06	DENVER	W	19-10
11/1/12	@ San Diego	L	13-31
9/19/13	@ Philadelphia	W	26-16
11/20/14	@ Oakland	L	20-24
9/17/15	DENVER	L	24-31
12/8/16	OAKLAND	W	21-13
9/7/2017	@ New England	W	42-27*
10/19/17	@ Oakland	L	30-31
12/13/18	LOS ANGELES	L	29-28

10/17/19	@ Denver	W	30-6
9/10/20	HOUSTON	W	34-20*
10/19/20	@ Buffalo	W	26-17**
12/16/21	@ L.A. Chargers	W	34-28
9/15/22	L.A. CHARGERS	W	27-24
9/7/23	DETROIT	L	20-21*
10/12/23	DENVER	W	19-8

*NFL Kickoff Game on NBC.

**Originally scheduled for Thursday Night Football, moved to Monday night due to COVID protocols.



CHIEFS IN OVERTIME GAMES

Over the past 63 seasons the Chiefs/Texans have played in seven playoff overtime games (4-3 record, .571) and 42 regular season overtime affairs (19-21-2 mark, .476). The NFL instituted a 15:00 overtime period for regular season contests in 1974 and a 10:00 overtime period in 2017.

Date	Opponent	Flip Winner	Result	Game-Winning Score	Time Elapsed
12/23/62*	@ Houston	Texans#	W 20-17	Brooker, 25-yard FG	17:54
12/25/71+	MIAMI	Chiefs	L 24-27	Yepremian, 37-yard FG	22:40
11/23/75	DETROIT	Lions	W 24-21	Stenerud, 25-yard FG	6:44
10/17/76	@ Miami	Chiefs	W 20-17	Stenerud, 34-yard FG	14:48
9/24/78	DENVER	Broncos	L 17-23	Preston, 1-yard TD run	13:28
11/12/78	@ San Diego	Chiefs	L 23-29	Jefferson, 14-yard pass from Fouts	15:00
11/8/81	CHICAGO	Bears	L 13-16	Roveto, 22-yard FG	13:07
10/23/83	@ Houston	Chiefs	W 13-10	Lowery, 41-yard FG	7:41
11/27/83	@ Seattle	Seahawks	L 48-51	Johnson, 42-yard FG	1:46
12/6/87	@ Cincinnati	Bengals	L 27-30	Breech, 32-yard FG	9:44
10/2/88	@ N.Y. Jets	Chiefs	T 17-17	--	15:00
11/19/89	@ Cleveland	Browns	T 10-10	--	15:00
12/8/91	SAN DIEGO	Chiefs	W 20-17	Lowery, 18-yard FG	11:26
9/20/92	@ Houston	Chiefs	L 20-23	Del Greco, 39-yard FG	1:55
1/8/94**	PITTSBURGH	Chiefs	W 27-24	Lowery, 32-yard FG	11:03
12/4/94	DENVER	Broncos	L 17-20	Elam, 34-yard FG	12:12
9/10/95	N.Y. GIANTS	Chiefs	W 20-17	Elliott, 23-yard FG	7:49
9/17/95	OAKLAND	Chiefs	W 23-17	Hasty, 64-yard INT return	4:27
10/9/95	SAN DIEGO	Chargers	W 29-23	Vanover, 86-yard punt return	7:27
9/28/97	SEATTLE	Seahawks	W 20-17	Stoyanovich, 41-yard FG	13:04
1/2/00	OAKLAND	Raiders	L 38-41	Nedney, 33-yard FG	3:13
9/10/00	@ Tennessee	Titans	L 14-17	Del Greco, 36-yard FG	3:54
12/16/01	DENVER	Broncos	W 26-23	Peterson, 32-yard FG	9:04
9/22/02	@ New England	Patriots	L 38-41	Vinatieri, 35-yard FG	4:36
10/20/02	DENVER	Broncos	L 34-37	Elam, 25-yard FG	2:57
10/12/03	@ Green Bay	Chiefs	W 40-34	Kennison, 51-yard pass from Green	6:18
9/17/06	@ Denver	Broncos	L 6-9	Elam, 39-yard FG	5:10
12/3/06	@ Cleveland	Chiefs	L 28-31	Dawson, 33-yard FG	5:38
12/30/07	@ N.Y. Jets	Jets	L 10-13	Nugent, 43-yard FG	5:13
11/2/08	TAMPA BAY	Buccaneers	L 27-30	Bryant, 34-yard FG	4:36
10/11/09	DALLAS	Chiefs	L 20-26	Austin, 60-yard pass from Romo	6:38
11/22/09	PITTSBURGH	Steelers	W 27-24	Succop, 22-yard FG	6:32
10/31/10	BUFFALO	Bills	W 13-10	Succop, 35-yard FG	14:55
11/7/10	@ Oakland	Raiders	L 20-23	Janikowski, 33-yard FG	2:53
10/31/11	SAN DIEGO	Chargers	W 23-20	Succop, 30-yard FG	9:44
12/24/11	OAKLAND	Raiders	L 13-16	Janikowski, 36-yard FG	2:13
9/23/12	@ New Orleans	Chiefs	W 27-24	Succop, 31-yard FG	8:33
11/12/12	@ Pittsburgh	Chiefs	L 13-16	Suisham, 23-yard FG	0:55
12/29/13	@ San Diego	Chargers	L 24-27	Novak, 36-yard FG	9:30
9/11/16	SAN DIEGO	Chargers	W 33-27	Smith, 2-yard run	5:07
11/27/16	@ Denver	Broncos	W 30-27	Santos, 34-yard FG	14:58
11/19/17	@ N.Y. Giants	Chiefs	L 9-12	Rosas, 23-yard FG	8:03
12/9/18	BALTIMORE	Chiefs	W 27-24	Butker, 35-yard FG	5:18
1/20/19***	NEW ENGLAND	Patriots	L 31-37	Burkhead, 2-yard run	4:52
9/20/20	@ L.A. Chargers	Chargers	W 23-20	Butker, 58-yard FG	8:05
12/16/21	@ L.A. Chargers	Chiefs	W 34-28	Kelce, 34-yard pass from Mahomes	1:15
1/23/22^	BUFFALO	Chiefs	W 42-36	Kelce, 8-yard pass from Mahomes	4:15
1/30/22^^	CINCINNATI	Chiefs	L 24-27	McPherson, 31-yard FG	5:24
11/6/22	TENNESSEE	Chiefs	W 20-17	Butker, 28-yard FG	7:47
12/18/22	@ Houston	Chiefs	W 30-24	McKinnon, 26-yard run	4:41
2/11/24^^^	SAN FRANCISCO	49ers	W 25-22	Hardman, 3-yard pass from Mahomes	7:19

* 1962 AFL Championship Game — # Texans captain Abner Haynes elected to "kick to the clock"

+ 1971 AFC Divisional Playoff Game (longest game in NFL history)

** 1993 AFC Wild Card Playoff Game

*** 2018 AFC Championship Game

^ 2021 AFC Divisional Playoff Game

^^ 2021 AFC Championship Game

^^^ Super Bowl LVIII

THANKSGIVING DAY GAMES



Lamar Hunt's longtime efforts to secure a Thanksgiving Day game at Arrowhead Stadium became a reality when the club defeated Denver 19-10 in Arrowhead's first-ever Thanksgiving contest (11/23/06). The holiday match-up between two longtime AFC West rivals marked the NFL Network's first live regular season game broadcast and drew a paid attendance of 79,484, the fifth-largest crowd for a regular season game in Arrowhead history. Kansas City hosted a trio of Thanksgiving Day games at Municipal Stadium, including a 31-17 victory vs. Denver (11/27/69) that included a 53-yard return of an onside kick for a TD by LB Bobby Bell. On Thanksgiving Day at Detroit (11/28/96), Hall of Fame RB Marcus Allen became the NFL's all-time leader in rushing TDs, registering his 111th ground score on a one-yard run to bypass RB Walter Payton's previous record, a mark that was later bypassed by RB Emmitt Smith.

11/24/60	@ N.Y. Titans	L	35-41	11/26/81	@ Detroit	L	10-27
11/23/67	OAKLAND	L	22-44	11/26/87	@ Detroit	W	27-20
11/28/68	HOUSTON	W	24-10	11/23/95	@ Dallas	L	12-24
11/27/69	DENVER	W	31-17	11/28/96	@ Detroit	W	28-24
11/25/71	@ Detroit	L	21-32	11/23/06	DENVER (N)	W	19-10

GOVERNOR'S CUP SERIES

From the '68 preseason through the 2015 preseason, the Chiefs faced their in-state rivals from St. Louis in 46 "Governor's Cup" contests. From '68-87, Kansas City faced the St. Louis Cardinals every preseason and also met the Cardinals in regular season play four times while that franchise was stationed on Missouri's "Eastern Shore" before it moved to Arizona for the start of the '88 campaign. After the Rams moved to St. Louis in '95, the "Governor's Cup" series was renewed during the '96 preseason. Following the 2015 season, the Rams relocated back to Los Angeles, giving the Chiefs a winning record versus their "Show-Me State" rivals.



St. Louis Cardinals (1968-87)
Overall: 17-7-2
Regular Season: 3-1-1
Preseason: 14-6-1

8/17/68	ST. LOUIS	W	13-10
8/28/69	@ St. Louis	W	31-21
9/12/70	ST. LOUIS	L	24-30
11/22/70*	ST. LOUIS	T	6-6
9/4/71	ST. LOUIS	T	17-17
8/12/72	ST. LOUIS	W	24-14
9/7/73	@ St. Louis	W	16-7
9/6/74	ST. LOUIS	W	21-16
12/1/74*	@ St. Louis	W	17-13
8/9/75	ST. LOUIS	L	3-10
9/3/76	@ St. Louis	L	14-31
9/10/77	ST. LOUIS	W	37-20
8/26/78	ST. LOUIS	L	7-12
8/18/79	ST. LOUIS	W	20-3
8/23/80	@ St. Louis	W	20-10
11/23/80*	@ St. Louis	W	21-13
8/22/81	ST. LOUIS	L	3-16
9/4/82	@ St. Louis	W	10-16
8/20/83	ST. LOUIS	W	17-16
10/2/83*	ST. LOUIS	W	38-14
8/10/84	@ St. Louis	L	10-14
8/31/85	ST. LOUIS	W	17-13
8/16/86	@ St. Louis	W	27-26
11/23/86*	@ St. Louis	L	14-23
9/6/87**	St. Louis	W	13-10

St. Louis Rams (1996-2015)
Overall: 12-9
Regular Season: 6-0
Preseason: 6-9

8/17/96	ST. LOUIS	L	30-34
8/22/97	@ St. Louis	L	13-14
10/26/97*	@ St. Louis	W	28-20
8/28/98	@ St. Louis	L	6-10
10/22/00*	ST. LOUIS	W	54-34
8/31/01	@ St. Louis	L	17-21
8/30/02	ST. LOUIS	W	23-16
12/8/02*	ST. LOUIS	W	49-10
8/28/03	@ St. Louis	W	22-6
8/23/04	ST. LOUIS	W	24-7
9/2/05	@ St. Louis	L	23-27
8/26/06	ST. LOUIS	W	16-12
11/5/06*	@ St. Louis	W	31-17
8/30/07	@ St. Louis	L	3-10
8/28/08	ST. LOUIS	W	21-17
9/3/09	@ St. Louis	L	9-17
12/19/10*	@ St. Louis	W	27-13
8/26/11	ST. LOUIS	L	10-14
8/18/12	@ St. Louis	L	17-31
10/26/14*	ST. LOUIS	W	34-7
9/3/15	@ St. Louis	W	24-17

*Denotes regular season game.

**At Memphis, Tennessee.

CHIEFS IN INTERNATIONAL CONTESTS

NFL INTERNATIONAL GAMES

In 2005, the NFL held its first regular season game outside the United States when the Arizona Cardinals and San Francisco 49ers met at Estadio Azteca in Mexico City. In 2007, the league introduced its International Series with regular season games taking place at Wembley Stadium in London. The London Series expanded to two additional stadiums, Twickenham Stadium - the home of England Rugby, and Tottenham Hotspur Stadium - a joint partnership between the NFL and the Premier League's Tottenham Hotspur. In 2016, the NFL returned to Mexico with the start of the NFL Mexico Series.

The Chiefs have played in two regular season International Series games, taking on the Detroit Lions in London in 2015 and playing against the Los Angeles Chargers in Mexico City in 2019. The club was scheduled to play against the Los Angeles Rams in Mexico City during the 2018 season, but the game was moved back to the Los Angeles Memorial Coliseum due to field conditions that did not meet NFL standards at Estadio Azteca. The club holds a 2-0 record in regular season International Series games.

On Thursday, January 19, 2023, the NFL announced that the Chiefs were designated to play one of two international games in Germany during the 2023 season. It was confirmed on Wednesday, May 10 that the Chiefs would face the Miami Dolphins on Sunday, November 5, 2023 at Frankfurt Stadium in Frankfurt, Germany. The contest was the first of two 2023 Germany NFL games and the second overall NFL game hosted in Germany since the league awarded International Home Marketing Area rights for the country in December of 2021.

"We are incredibly excited to put the Kansas City Chiefs and all of Chiefs Kingdom on the international stage with a Germany game in 2023," Chiefs President Mark Donovan said at the time of the NFL's announcement that the club would play in Germany. "We've aggressively pursued this opportunity because we know how passionate German fans are about NFL football and we're committed to the international growth of the game as well as our brand. We think we'll be able to provide the right mix of opportunities for our existing Season Ticket Members and domestic fans while also creating unique experiences that will make this memorable for German fans as well."

2015 London Game

Chiefs 45, Lions 10

November 1, 2015 • 83,624

Wembley Stadium • London, England



Detroit Lions.....	3	0	0	7	—	10
Kansas City Chiefs.....	7	17	7	14	—	45



Kansas City's first regular season international contest featured an offensive explosion and stifling defense. The Chiefs had four different players score rushing touchdowns and had over 200 total rushing yards as a team, while the defense forced two QB Matthew Stafford interceptions. Just prior to landing in Kansas City following the game, the Chiefs learned that the Kansas City Royals beat the New York Mets in Game 5 to win the 2015 World Series.

2019 Mexico Game

Chiefs 24, Chargers 17

November 18, 2019 • 76,252

Estadio Azteca • Mexico City, Mexico



Kansas City Chiefs.....	0	10	14	0	—	24
Los Angeles Chargers.....	3	6	8	0	—	17



After missing out on the NFL's Mexico game in 2018 due to poor field conditions, the Chiefs competed in an AFC West matchup at Estadio Azteca in 2019. The Chiefs defense forced four QB Philip Rivers interceptions and recorded 2.0 sacks, while TE Travis Kelce was the bright spot for the Chiefs offense with seven receptions for 92 yards with a touchdown. RBs Darrel Williams and LeSean McCoy each added a rushing touchdown.

2023 Frankfurt Game

Chiefs 21, Dolphins 14

November 5, 2023 • 50,023

Frankfurt Stadium • Frankfurt, Germany



Miami Dolphins.....	0	0	14	0	—	14
Kansas City Chiefs.....	7	14	0	0	—	21

Kansas City started off hot scoring 21 unanswered points in the first half, six coming from a defensive touchdown after stripping Dolphins WR Tyreek Hill. In the second half, the offense slowed down. However, Kansas City's defense held their own and allowed only 14 points the whole game, which was enough for KC to hold on to the win.



CHIEFS IN INTERNATIONAL CONTESTS

THE AMERICAN BOWL

Between 1986 and 2005, the NFL held a series of preseason games at sites outside the United States under the American Bowl banner. Designed to promote American football in other countries, the series eventually featured games in England, Japan, Canada, Germany, Spain, Mexico, Ireland and Australia. The Chiefs appeared in four American Bowl games, the first in 1990, and the last in 1998, playing in Berlin, West Germany; Monterrey, Mexico; and twice in Tokyo, Japan. The Chiefs hold a 1-3 record in American Bowl contests.



1990 American Bowl
Rams 19, Chiefs 3
August 11, 1990 • 55,429
Olympic Stadium • Berlin, West Germany




Kansas City Chiefs.....	0	0	3	0	—	3
Los Angeles Rams	7	3	0	9	—	19

Kansas City's initial American Bowl expedition featured heavy doses of culture but little offense as the Rams prevailed by a 19-3 margin. RB Barry Word made his first appearance in a Kansas City uniform, pairing with the league's leading rusher in '89, RB Christian Okoye to form the quintessential "Martyball" backfield. However, the Chiefs only points would come on a 19-yard FG by K Bjorn Nittmo.



RB James Saxon (21) and TE Jonathan Hayes (85) are on hand as the Berlin Wall begins crumbling down in Berlin, West Germany.



The Chiefs players and staff receive an indoctrination in the art of sumo wrestling at practice in Tokyo.



1994 American Bowl
Vikings 17, Chiefs 9
August 7, 1994 • 49,555
Tokyo Dome • Tokyo, Japan



Kansas City Chiefs.....	0	9	0	0	—	9
Minnesota Vikings.....	7	17	0	0	—	17

Kansas City's first appearance on Japanese soil was a rematch of Super Bowl IV, but Minnesota prevailed in this contest thanks to a pair of interceptions. Chiefs QB Matt Blundin accounted for the club's only TD when he connected with rookie WR Lake Dawson for a 40-yard score. Kansas City then attempted a two-point conversion for the first time since '69 as the NFL finally implemented the old AFL two-point rule in '94.



1996 American Bowl
Chiefs 32, Cowboys 6
August 5, 1996 • 45,128
Estadio Universitario • Monterrey, Mexico



Kansas City Chiefs.....	3	10	6	13	—	32
Dallas Cowboys	3	0	3	0	—	6

The Chiefs defense stifles the defending Super Bowl champions, allowing the Cowboys just five first downs. Kansas City's offense piles up 514 yards of total offense, including 173 rushing yards, while Dallas manages 214 total yards on the day as the Chiefs convert the partisan crowd of Cowboys fans into supporters of the "Jefes de Kansas City" or Kansas City Chiefs.



DE Neil Smith does his best matador impersonation and tries his hand at "bull fighting" while in Monterrey, Mexico.



WR Masato "The Magner" Itoi (13) and TE Nachi Abe (47) join Chiefs President Carl Peterson in pregame ceremonies at the Tokyo Dome.



1998 American Bowl
Packers 27, Chiefs 24 OT
August 2, 1998 • 42,018
Tokyo Dome • Tokyo, Japan



Green Bay Packers.....	0	14	7	3	3	—	27
Kansas City Chiefs.....	14	0	10	0	0	—	24

Green Bay K Ryan Longwell misses a potential game-winning 45-yard FG attempt at the end of regulation, while both Green Bay K Brett Conway and Kansas City K Pete Stoyanovich miss field goals in OT before Longwell makes the 27-yard game winner with 5:03 left in the extra session. Kansas City's roster features Japanese national players TE Nachi Abe and WR Masato "The Magner" Itoi.

CHIEFS EXPAND THE KINGDOM

In December 2021, the NFL - under the leadership of the International Committee - announced that 19 teams were granted access to 10 International Home Marketing Areas (IHMA). The groundbreaking, new initiative granted clubs access to international territories for marketing, fan engagement and commercialization as part of an important, long-term, strategic effort to enable clubs to build their global brands while driving NFL fan growth internationally. Now known as the Global Markets Program in its second year in 2023, the NFL has expanded to 21 teams across 14 international markets.

As part of the Global Markets Program, clubs have access to international markets for at least a five-year term, during which a club will have rights to pursue activities in that international market that are consistent with what they can do in their domestic HMA (home marketing area). This includes in-person and digital marketing, corporate sponsorship sales, fan events and activations, youth football activities, merchandise sales and co-marketing relationships with other sports and entertainment properties in the market.

As part of the announcement, it was confirmed that the Chiefs bid on and received Global Markets Program rights for Germany and Mexico as part of the global growth of professional football. Beginning on January 1, 2022, the club could begin activating elements of its marketing plans in both countries, including posting on new localized Chiefs social media channels to engage fans, unveil market/language-specific digital properties (Chiefs.com and Chiefs Mobile app), begin paid advertising campaigns, sign local sponsorship deals, extend domestic sponsors internationally and align with local agencies with on-the-ground knowledge and expertise.

"We are thrilled with the league's announcement today that the Chiefs have secured the international marketing rights to both Germany and Mexico," Chiefs Chairman and CEO Clark Hunt said at the time. "My father, Lamar, founded the Chiefs and the American Football League in 1960 to introduce pro football to new fans in new regions of the country. Over the last three decades, the Chiefs have been at the forefront of the NFL's global growth initiatives - building on the legacy of our founder to bring America's game to new fans in new places. We look forward to building relationships with fans in Germany and Mexico and continuing to share the best of Chiefs Kingdom around the world."

Longer-term, the club plans to invest in growing its fanbase in both markets through on-site activations and fan events, support and grow local youth FLAG Football participation, launch local merchandise sales initiatives, establish partnerships with existing fan clubs, create local community and social initiatives, as well as explore opportunities to play regular season games in the markets as part of the NFL's new rotation of International Series games.

"We are currently enjoying the most successful period in franchise history, with some of the top players and coaches on the field as well as the support of a talented and dedicated business operations staff, and we believe we are uniquely positioned to be a leader in the NFL's global growth," Chiefs President Mark Donovan said. "We have an internal committee which has been leading our international efforts for multiple years and today's announcement not only recognizes the hard work that went into this bid process, but it also signals the start of an exciting challenge for our team and opportunity for our fan base in the coming years."

In April 2023, the NFL granted the Chiefs the ability to expand their Global Markets Program presence beyond Germany to include Austria and Switzerland as part of the DACH region.

The Chiefs and the Hunt family have been involved in numerous international initiatives over the past three decades, investing in growing the game and its fanbase globally and helping showcase the best of the sport on the international stage. In addition to appearing in two International Series regular season games since 2015, as well as playing in four American Bowl preseason contests, Chiefs Chairman and CEO Clark Hunt currently sits on the NFL's International Committee. From 2011-18, he served as the Chairman, advocating for the expansion of the league's international efforts and the NFL's footprint overseas. At the conclusion of the 2022 season, all 32 teams had played at least once internationally since 2011.



Allianz Arena
Munich, Germany



Frankfurt Stadium
Frankfurt, Germany



Estadio Azteca
Mexico City, Mexico



INAUGURAL INTERNATIONAL EXPANSION ADVISORY BOARD

After securing Global Markets Program rights for Germany and Mexico in December 2021, the Kansas City Chiefs announced six members appointed to the club's inaugural International Expansion Advisory Board in Germany. The club has plans to develop a complementary advisory board for the Mexico market in the future.

The group of professionals comes from varied backgrounds across Germany and provides market-specific subject matter expertise as the club eyes continued growth and expansion of Chiefs Kingdom in the country. The advisory board evaluates and provides feedback on club marketing, business development and communications plans, as well as helps the team forge deeper relationships with key stakeholders among brands, media, sports federations, fan groups and non-profit organizations.

"This is a proud day for the Chiefs franchise and the Hunt family as the club has supported and invested in the global growth of American football and its fanbase for more than 30 years," Chiefs President Mark Donovan said at the time of the advisory board announcement. "Our club's goals for international expansion require a thoughtful, long-term commitment to Germany and its football fans. We are thrilled to introduce this group of dedicated, innovative leaders who will help advise us on our current and future efforts in the market to reach and exceed those goals. We have much to learn and look forward to getting started."

The board members include, in alphabetical order: Jana Bernhard, Chief Executive Officer, S20; Holger Blask, Managing Director, Marketing and Sales, Deutscher Fußball Bund; Andreas Jung, Executive Board Member, FC Bayern Munich; Marco Klewenhagen, Managing Director, SPONSORS; Wolfram Kons, Head of Charity and Vice President, RTL Foundation – We help children; and Karsten Petry, Chief Marketing and Sales Officer, Deutsche Sporthilfe.

"The Kansas City Chiefs have shown great commitment to the growth of American football in Germany. FC Bayern understands the value of having an international presence to learn and advise on how to better connect with local fans, which can be seen with our offices in New York, Shanghai and Bangkok. I look forward to working with the Chiefs Advisory Board, offering strategic guidance and support," Andreas Jung, FC Bayern Munich Executive Board Member, said.

"I am delighted to join the Chiefs Advisory Board in Germany along with some great leaders in sport to support the global growth of American football and the NFL," Jana Bernhard, S20 Chief Executive Officer, said.

The board meets quarterly, with a focus on aligning around key events in both the NFL calendar and in Germany.



Jana Bernhard



Holger Blask



Andreas Jung



Marco Klewenhagen



Wolfram Kons



Karsten Petry

GEHA FIELD AT ARROWHEAD STADIUM

1972 - PRESENT / FULLY RENOVATED IN 2010



LOCATION

One Arrowhead Drive | Kansas City, Missouri 64129

ORIGINAL CONSTRUCTION DATA

Groundbreaking: July 1968 **Completion:** August 1972
Overall Supervision: Jackson County Sports Authority
Architect: Kivett and Myers with Charles Deaton
General Contractor: Sharp, Kidde, Webb
Grass Installation: S.W. Franks (General Contractor) July 1994
Original Costs:

Dual Stadium Complex: \$53,000,000
Additions Paid by Chiefs: \$9,500,000
18,000 chair-back seats
Computerized scoreboard
Concession and team facilities
Business suites and office areas

GEHA FIELD

AT ARROWHEAD

RENOVATION CONSTRUCTION DATA

Groundbreaking: August 2007 **Completion:** September 2010
Overall Supervision: Jackson County Sports Authority
Architect: Populous
General Contractor: Turner Construction Company
Renovation Costs: \$375,000,000

On March 4, 2021, the Kansas City Chiefs and GEHA (Government Employees Health Association, Inc., pronounced G.E.H.A.) jointly announced a historic naming rights agreement that made the nonprofit medical and dental plan provider the first - and exclusive - naming rights partner for Arrowhead Stadium. Beginning with the 2021 season, the home of the Chiefs became GEHA Field at Arrowhead Stadium.

The announcement expanded on the already robust partnership between GEHA and the Chiefs, which had grown significantly since the relationship was first announced in July 2019, when GEHA became the club's Exclusive Health, Dental and Vision Plan Partner. The agreement also highlighted the commitment of both GEHA and the Chiefs to ensuring Arrowhead Stadium remained part of the identity of the stadium.

"We are extremely proud and excited to announce our naming rights agreement with GEHA. When we set out to find a partner for the field at Arrowhead, it was critical to identify a national leader that shares our core values, as well as a deep connection to the local community and respect for Chiefs Kingdom," Chiefs President Mark Donovan said at the time of the announcement. "Our relationship with GEHA over the last few years has only served to reinforce the alignment between our two organizations and proven their strong, long-standing relationship with the local community. This expanded partnership will continue to build lasting health and wellness programs that support the team, GEHA and our community."

GEHA is a national leader in providing medical and dental plans to more than two million federal employees, retired military and their families worldwide. Both GEHA and the Chiefs are deeply committed to promoting their missions of driving and supporting health and wellness and this naming rights agreement provides a highly visible platform to support GEHA's efforts to empower its members to be healthy and well.

"Expanding our commitment to the team and community with naming rights for GEHA Field at Arrowhead Stadium is the natural extension of the partnership we first put in place with the Chiefs in 2019," Shannon Horgan, GEHA's chief growth officer, said at the time of the announcement. "Through our relationship with the Chiefs, we have been able to accelerate awareness of GEHA's mission, the breadth of our provider networks, and the quality of our health plans. The opportunity to grow our brand helps us reinvest in the families and individuals we serve and will be an invaluable benefit to current and future GEHA members. Expanding this partnership will help GEHA do what we do best – serve those who serve us."

Throughout the 2021 offseason, team and stadium staff worked with GEHA and Kansas City-based architecture and design firm Populous on the development of a signage package that was in place for the 2021 season. The most notable sign is likely one that most fans will never have seen in person – a 147-foot wide sign comprised of 18-foot tall illuminated letters on top of the press box – offering unique aerial visuals for network TV coverage.

CAPACITY

Total: 73,426
Upper Level: 30,884
Lower Level: 31,972
CommunityAmerica Club Level: 7,790
Suites and Boxes: 2,780
Luxury Suites: 123 (includes 11 open-air field boxes)

RECORDS

Preseason: 62-49-1 (.558)
Regular Season: 244-160-1 (.604)
Postseason: 12-8-0 (.600)
All Games: 318-217-2 (.594)



OTHER HOMES OF THE CHIEFS

MUNICIPAL STADIUM 1963-1971



LOCATION

E. 22nd and Brooklyn Ave. | Kansas City, Missouri 64127

CONSTRUCTION DATA

Opened: 1923

Upper Deck Added: 1954-55

CAPACITY


Total: 49,002 (1971 - Final Season)

RECORDS

Preseason: 11-3-1 (.767)

Regular Season: 44-16-3
(.722)

Postseason: 0-1-0 (.000)



Municipal Stadium served as the original home of the Chiefs in Kansas City after previously housing two short-lived NFL franchises, the Kansas City Blues (1924) and the Kansas City Cowboys (1925-26). The Chiefs and the Kansas City Athletics baseball club shared the facility until the A's departed for Oakland following the 1967 season. Kansas City went undefeated (7-0) at home during the 1971 regular season, but the final contest (and only playoff game) in Municipal Stadium's history will live in infamy for Chiefs fans, a devastating double overtime 27-24 playoff loss to the Miami Dolphins on Christmas Day of 1971, a contest which remains the NFL's longest game at 82 minutes, 40 seconds.

Municipal Stadium was demolished in 1976 and was originally replaced by a municipal garden. Today, much of the site has been redeveloped with new single-family homes. Although the stadium is no longer standing, its history and significance to the Kansas City sports scene has been commemorated in Monarch Plaza, which stands at the corner of E. 22nd and Brooklyn Ave. In 2019, as part of the Chiefs celebration of 100 years of the National Football League and 60 seasons in franchise history, the club replaced an aging Municipal Stadium marker at Monarch Plaza with a brand new historical marker highlighting the teams that called the former stadium home.

COTTON BOWL 1960-1962



LOCATION

Texas State Fairgrounds | Dallas, Texas 75210

CONSTRUCTION DATA

Opened: 1932

Upper Deck Added: 1948-49

CAPACITY


Total: 75,504 (1962 - Final Season)

RECORDS

Preseason: 1-0-0 (1.000)

Regular Season: 15-6-0
(.714)

Postseason: 0-0-0 (.000)



The Cotton Bowl served as the home of the American Football League's Dallas Texans from 1960-62 before the franchise moved to Kansas City in 1963 and became known as the Chiefs. The Texans shared the stadium with the NFL's expansion Dallas Cowboys. The facility served until 1999 as a home field for SMU, the alma mater of Chiefs Founder Lamar Hunt. The Texans final contest in the Cotton Bowl was a 26-17 win over the San Diego Chargers on December 16, 1962, before a sparse crowd of 18,384 fans. The Texans would win a 20-17 double-overtime thriller the next week at Houston to capture the first of three AFL titles.

Situated on the site of the State Fair of Texas, the stadium was also the longtime home of the annual college football bowl game known as the Cotton Bowl Classic, and also hosts the Red River Showdown, the annual college football game between the Oklahoma Sooners and the Texas Longhorns. In addition, the venue has been the home stadium for professional soccer's Dallas Tornado (NASL), the Dallas Burn and FC Dallas (MLS), and it was one of nine venues to host the 1994 FIFA World Cup.

ARROWHEAD STADIUM STORY

GEHA Field at Arrowhead Stadium, originally known as Arrowhead Stadium, opened its doors for the first time on Aug. 12, 1972 as the Kansas City Chiefs hosted the St. Louis Cardinals in front of 78,190 fans for a preseason game. Since that initial contest, much has changed at the iconic venue. Several innovative concepts have been discussed over the years, with some concepts put into action during multiple renovations and upgrades to the facility. While many modernizations have taken place, the spirit of the stadium remains the same as it was for that first preseason football game in 1972.

1967: In the late 1960s, after design and seating capacity concerns caused plans for a single, multi-purpose domed stadium to be scrapped, Kansas City opted to construct two separate stadiums, one for football and one for baseball. Voters approved the Sports Complex bond issue in 1967, which included plans for a revolutionary concept – the world’s first rolling stadium roof. Construction cost overruns and project delays caused by a lengthy strike eventually forced the roof concept to be put on hold.

1984: The Jackson County Sports Authority again investigated the feasibility of a dome – this time made of fabric – but that concept too was shelved as being unnecessary and financially impractical.

1994: Under Arrowhead’s continued open-air arrangement, a natural playing surface was installed in the facility for the first time.

1999: The stadium saw its first seat upgrade, replacing all 33,975 seats in the upper level and all 35,277 seats in the lower level.

2000: Prior to the 2000 season, all 10,199 club level seats were replaced.

2006: On April 4, 2006, Jackson County, Mo., taxpayers approved a 3/8 cent sales tax that was expected to raise \$425 million for improvements to the Sports Complex, including \$212.5 million for Arrowhead. The State of Missouri also contributed \$37.5 million. In addition, the Hunt family contributed \$125 million to the project.

2010: Upgrades were officially done prior to the start of the 2010 season and included Founder’s Plaza, the Ford Fan Zone, the Chiefs Sports Lab, the Chiefs Hall of Honor, the Founder’s Club, the CommunityAmerica Club Level and a new team store. Other improvements included an upgraded sound and scoreboard system, a 360-degree video ribbon board and concourses that were doubled in size.

2013: The club introduced a stadium-wide Wi-Fi network at Arrowhead, installing 600 high-density wireless access points as part of a seven-figure investment to create a more fully integrated mobile experience for Chiefs fans. Arrowhead Wi-Fi changed the way fans consume Chiefs content in-stadium, and also changed the way fans interact with the team and each other. The Wi-Fi network received an upgrade over two years in 2017 and 2018.

2019: Prior to the 2019 season, the Chiefs committed more than \$10 million in upgrades to the stadium, including concrete repairs and new waterproofing measures in the stadium’s upper level. In addition, the club replaced most seats in the upper deck with a newer version that includes cupholders, and in some cases, wider seats. The club also upgraded the technology in the west scoreboard to state-of-the-art LED technology that offers an enhanced screen image for fans in Arrowhead. The team introduced the GEHA Drum Deck, moving the club’s pregame drum tradition from field-level to a more prominent location in the upper deck in the west endzone.

2020: In the week following Kansas City’s AFC Championship Game victory on Jan. 19, 2020, the club announced multiple offseason projects to get Arrowhead ready for the 2020 season, including new seats in the lower bowl and a few sections in the upper bowl that weren’t replaced in 2019; a technology upgrade to the east end zone scoreboard; enclosing multiple open-air field box suites; and an expanded Team Store. Additional offseason work that was scheduled, including a renovation to the home locker room was put on hold due to the coronavirus pandemic.

2021: The club finished the third phase of the three-year seat replacement project by installing all new seats on the CommunityAmerica Club Level. The team also completed a massive renovation to the home locker room complex inside the stadium, including not only the Chiefs locker room, but the equipment room, athletic training room and the coaches’ locker rooms as well. After a decade as the preeminent space dedicated to Chiefs and AFL history, the Chiefs Hall of Honor on the lower level concourse of the stadium received a substantial upgrade, providing a more upscale, fully enclosed, temperature-controlled museum experience while creating a new special events space.

To this day, GEHA Field at Arrowhead Stadium remains one of the most iconic stadiums in the NFL, and these improvements ensure it is not only one of the nation’s top venues for fans to experience the excitement of the NFL, but is also a year-round entertainment destination serving the entire Midwest region.



Original plans for the Truman Sports Complex called for a rolling roof which could cover Arrowhead or its baseball counterpart, Kauffman Stadium - a revolutionary concept at the time.



CHIEFS TOP HOME CROWDS (Regular Season and Playoffs)

Date	Opponent	ATTEND.
Oct. 2, 2000	Seattle	82,893*
Nov. 5, 1972	Oakland	82,094
Sept. 11, 1994	San Francisco	79,907
Sept. 17, 1972	Miami	79,829
Nov. 23, 2006	Denver	79,484
Sept. 22, 1996	Denver	79,439
Oct. 26, 1998	Pittsburgh	79,431
Oct. 9, 1995	San Diego	79,288
Sept. 8, 1996	Oakland	79,281
Nov. 10, 1996	Green Bay	79,281
Oct. 7, 1996	Pittsburgh	79,189
Jan. 11, 2004	Indianapolis	79,159

All at Arrowhead

*Arrowhead attendance: 78,502;
Kauffman Stadium attendance: 4,391

ARROWHEAD'S FOOTBALL TRADITION

GEHA Field at Arrowhead Stadium has been a destination for football aficionados since it opened in 1972. In addition to serving as the “Home of the Chiefs,” the stadium has hosted or is scheduled to host a number different college football contests. The first college game played at the facility was a SWAC contest on October 14, 1972 in which Grambling defeated Mississippi Valley State in front of a crowd of 9,833. The Dr Pepper Big 12 Championship, an annual Missouri vs. Kansas “Border Showdown” and “The Fall Classic” between Division II powers Northwest Missouri State and Pittsburg State have all been past regular events at GEHA Field at Arrowhead. On January 30, 2024 the Kansas Jayhawks announced they would play their four conference home games at GEHA Field at Arrowhead stadium in 2024 while upgrades are made to their stadium complex. The facility also served as the site of the 1974 AFC-NFC Pro Bowl.


1974 AFC-NFC PRO BOWL



January 20, 1974 • 66,918



NFC	0	10	0	3	—	13
AFC	3	3	3	6	—	15



In conditions that were described as cold, but humid, coaches Tom Landry of Dallas (NFC) and John Madden of Oakland (AFC) watched their teams combine for 15 fumbles and four interceptions in the 1974 Pro Bowl at Arrowhead Stadium.

K Garo Yepremian of the Dolphins kicked a Pro Bowl-record five field goals, accounting for all 15 of the AFC's points en route to earning MVP honors. Yepremian's fourth field goal gave the AFC a 12-10 fourth-quarter lead, but RB O.J. Simpson's fumble minutes later would set up a 21-yard field goal for a 13-12 NFC lead with less than two minutes to play. Miami QB Bob Griese answered by driving the AFC into position for the winning score. Yepremian would split the uprights with just 0:21 remaining to give the AFC a 15-13 win.

COLLEGE FOOTBALL AT GEHA FIELD AT ARROWHEAD STADIUM



THE DR PEPPER BIG 12 CHAMPIONSHIP

Since 2000, GEHA Field at Arrowhead Stadium has played host to the Dr Pepper Big 12 Football Championship Game five times. Oklahoma has claimed four of the five contests played in Kansas City, including a 62-21 win over Missouri in the most recent affair on December 6, 2008.

2000		#1 Oklahoma - 27 #8 Kansas State - 24 December 2, 2000 • 76,665	QB Josh Heupel throws for two TDs as Oklahoma advances to win the National Championship Game.
2003		#15 Kansas State - 35 #1 Oklahoma - 7 December 6, 2003 • 79,491	Olathe, Kansas native RB Darren Sproles racks up 323 yards from scrimmage as Kansas State claims its first Big 12 Championship.
2004		#2 Oklahoma - 42 Colorado - 3 December 4, 2004 • 62,130	RB Adrian Peterson scores three rushing TDs as Oklahoma advances to the National Championship Game vs. USC.
2006		#8 Oklahoma - 21 #19 Nebraska - 7 December 2, 2006 • 80,031	WR Malcolm Kelly (10 catches for 142 yards) catches two TD passes as Sooners advance to the 2007 Fiesta Bowl.
2008		#4 Oklahoma - 62 #19 Missouri - 21 December 6, 2008 • 71,004	Oklahoma becomes the first team to score at least 60 points in five straight games since Tulsa in 1919.



THE BORDER SHOWDOWN Missouri vs. Kansas



The Missouri-Kansas football series was at one point, the second-most played rivalry in college football history. This football rivalry originated in Kansas City on October 31, 1891 with a 22-10 Kansas win. Missouri leads the all-time series 57-54-9. A total of 26 contests in this 120-year rivalry have been played in Kansas City, including 19 of the first 20 games. In 2007, the clash once again called Kansas City home as GEHA Field at Arrowhead Stadium played host to the storied traditions of MU and KU for a five-year series.



2007 **#4 Missouri - 36**
 #2 Kansas - 28
11/24/07 • 80,537

2008 **Kansas - 40**
 #12 Missouri - 37
11/29/08 • 79,123

2009 **Missouri - 41**
 Kansas - 39
11/28/09 • 70,072

2010 **Missouri - 35**
 Kansas - 7
11/27/10 • 55,788

2011 **Missouri - 24**
 Kansas - 10
11/26/11 • 47,059

KANSAS STATE VS. IOWA STATE

Kansas State University and Iowa State University reached an agreement to play regular season Big 12 Conference contests between the two schools at GEHA Field at Arrowhead Stadium in 2009 and 2010. In the initial game of the series at Arrowhead, Kansas State blocked an Iowa State extra point attempt with 0:32 left on the clock to seal the Wildcats 24-23 victory. The 2010 contest resulted in a seven-point Kansas State victory as RB Daniel Thomas registered 34 carries for 189 yards and two TDs.



2009 **Kansas State - 24**
 Iowa State - 23
10/3/09 • 40,851

2010 **Kansas State - 27**
 Iowa State - 20
9/18/10 • 38,468



2024 JAYHAWK FOOTBALL

On January 30, 2024 the Kansas Jayhawks announced they would play their four conference home games at GEHA Field at Arrowhead stadium in 2024 while upgrades are made to their stadium complex. Kansas has previously played six games at GEHA field at Arrowhead Stadium, five coming against Missouri as part of 'The Border Showdown' and one against Oklahoma in 2005. The Jayhawks will take on TCU (Sept. 28), Houston (Oct. 19), Iowa State (Nov. 9) and Colorado (Nov. 23).

Sept. 28
TBA

Oct. 19
TBA

Nov. 9
TBA

Nov. 23
TBA

COLLEGE FOOTBALL AT GEHA FIELD AT ARROWHEAD STADIUM

MIAA CONFERENCE SHOWDOWNS

First tabbed "The Clash of Champions," the original Fall Classic at GEHA Field at Arrowhead Stadium paired perennial NCAA Division II powerhouses Pittsburg State and Northwest Missouri State in a Mid-America Intercollegiate Athletics Association regular season contest from 2002-2013. After 12 consecutive contests against Pittsburg State, Northwest Missouri State faced Central Missouri in two MIAA matchups at Arrowhead in 2016-17. The inaugural contest in 2002 drew 26,695 fans, an unofficial NCAA Division II single-game attendance record. Northwest Missouri and Pittsburg State returned to the stadium in 2019 to renew the original "Fall Classic" matchup.



Date	Results	Attendance	Of Note
10/17/02	NWMS 29 - PSU 7	26,695	Game sets unofficial NCAA Div. II attendance record.
11/15/03	NWMS 20 - PSU 19	20,324	NWMS blocks FG with 0:55 left to preserve win.
11/6/04	PSU 21 - NWMS 17	25,300	Teams enter game as the top two in Div. II rankings.
10/29/05	PSU 56 - NWMS 35	21,044	NWMS later plays in Div. II Championship Game.
11/4/06	NWMS 41 - PSU 14	22,561	NWMS advances to 2nd-straight Div. II Champ. Game.
10/6/07	NWMS 37 - PSU 34 OT	19,103	One-yard TD run in OT gives the Bearcats the win.
11/22/08	NWMS 35 - PSU 10	21,316	Schools meet again in NCAA Division II Playoffs.
9/12/09	NWMS 30 - PSU 10	20,813	NWMS goes on to win NCAA Division II Championship.
11/13/10	NWMS 22 - PSU 16	16,504	NWMS advanced to NCAA Division II Semifinals.
10/1/11	PSU 38 - NWMS 35	15,106	PSU goes on to win NCAA Division II Championship.
10/13/12	NWMS 31 - PSU 21	15,349	NWMS advanced to round two of NCAA Division II tournament.
10/19/13	NWMS 24 - PSU 15	17,369	NWMS goes on to win NCAA Division II Championship.
10/1/16	NWMS 42 - UCM 17	15,349	NWMS goes on to win NCAA Division II Championship, sixth title.
9/30/17	NWMS 24 - UCM 20	12,765	NWMS scored go-ahead TD with seven seconds left.
10/12/19	NWMS 38 - PSU 17	14,228	NWMS advanced to quarterfinals of NCAA Division II tournament.

OTHER COLLEGE FOOTBALL GAMES AT GEHA FIELD AT ARROWHEAD STADIUM

Date	Results	Att.	Of Note
10/14/72	Grambling 27 - Miss. Valley St. 21	9,833	First college football game ever held at Arrowhead.
10/3/98	Nebraska 24 - Oklahoma St. 17	79,555	Western Star Classic is first Div. I game at Arrowhead.
8/26/00	Kansas State 27 - Iowa 7	77,148	K-State wins The Eddie Robinson Football Classic.
8/24/02	Florida State 38 - Iowa State 31	55,132	FSU wins The Eddie Robinson Football Classic.
8/23/03	Kansas State 42 - California 28	50,823	K-State victorious in Black Coaches Assoc. Game.
9/3/05	Missouri 44 - Arkansas State 17	32,906	QB Brad Smith gains 412 yards and four TDs.
10/15/05	Oklahoma 19 - Kansas 3	54,109	Oklahoma defense limits Kansas to 97 total yards.
9/14/13	Lincoln University 47 - Grambling 34	20,176	Lincoln puts up 600 yards of total offense in win.
9/6/14	Langston University 49 - Lincoln 48	8,076	Langston overcomes 42-28 halftime deficit.
10/11/14	MNU (Kan.) 20 - Missouri Valley 17	6,070*	Game One of NAIA Gridiron Challenge.
10/11/14	Baker University 27 - Benedictine 21	6,070*	Game Two of NAIA Gridiron Challenge.
11/14/15	Missouri 20 - BYU 16	42,824	First Div. I game at Arrowhead since 2011.

*Indicates attendance for both games of NAIA Gridiron Challenge doubleheader

MAJOR EVENTS AT GEHA FIELD AT ARROWHEAD STADIUM

NON-FOOTBALL, NON-WIZARDS (PRE-2007) EVENTS (1972-Present)

CONCERTS/MUSIC EVENTS

1973 Elton John	1994 Pink Floyd
1974 Black Oak Arkansas	1997 U2
1975 Deep Purple	1998 George Strait
Black Oak Arkansas	1999 George Strait
Rolling Stones	2001 George Strait
Beach Boys & Ozark Mountain Daredevils	2001 George Strait
1976 Beach Boys & Doobie Brothers	NSYNC KC 150 Celebration
ZZ Top	2011 Kenny Chesney
Jethro Tull	Taylor Swift
Earth, Wind & Fire	2012 Kenny Chesney & Tim McGraw
Johnny Cash	McGraw
Music Sound Funk Festival	2013 Kenny Chesney
Country Festival	2015 Rolling Stones
1977 Peter Frampton	One Direction
1978 Summer Rock I	Kenny Chesney & Jason Aldean
Willie Nelson	2016 Kenny Chesney
Summer Rock 2	Guns & Roses
1979 Ted Nugent	2017 U2
1980 Super Bowl of Rock & Roll	2018 Kenny Chesney
Doobie Brothers Concert	Taylor Swift
1982 Summer Jam I	Ed Sheeran
Summer Jam II	2021 Garth Brooks
1984 Michael Jackson	2022 Kenny Chesney
1988 Pink Floyd	George Strait
Monsters of Rock	2023 Luke Combs
Drum Corps International	Taylor Swift (two shows)
1989 The Who	Ed Sheeran
Rolling Stones	Billy Joel & Stevie Nicks
Drum Corps International	2024 Beyoncé
1992 Guns & Roses/Metallica	Kenny Chesney
U2	Morgan Wallen (two shows)
1993 Paul McCartney	

SOCCER

1973 High School Soccer All-Star Game	Championship Game
1990 MLS All-Stars vs. US National Soccer	U.S. Women's Olympic Soccer Team vs. Mexico
MLS All-Stars vs. US National Soccer	2009 El Clasico — Club Deportivo Guadalajara S.A. de C.V. (Chivas) vs. Club America
1999 Nike U.S. Women's Cup	2010 Kansas City Wizards vs. Manchester United
2000 Nike "Road to Glory" Women's Soccer Game	2015 International Friendly — Mexico vs. Paraguay
2001 World Cup Qualifying Round — U.S.A. vs. Costa Rica	2024 Sporting KC vs Inter Miami CF
2004 Lamar Hunt U.S. Open Cup	Copa America — Uruguay vs. U.S.A.

MOTOR SPORTS

1980 Tractor Pull	1989 Motor Spectacular
Motocross	1990 Motor Spectacular
1981 Motocross	1991 Motor Spectacular
Super Bowl of Motocross	1992 Motor Spectacular
Mud-A-Thon	1993 Motor Spectacular
1982 Mud-A-Thon	2019 Monster Jam
Motocross	2021 Monster Jam (two shows)
1983 Motor Spectacular	2022 Monster Jam
Miller Supercross Motocross	2023 Monster Jam
1985 Motor Spectacular	2024 Monster Jam
1986 Motor Spectacular	
1987 Motor Spectacular	
1988 Motor Spectacular	

HIGH SCHOOL SPORTS

1972 High School Bowl	1982 Show-Me Bowl
1973 Missouri High School Playoffs	Big Brothers High School Game
1976 Big Brothers High School Game	1983 Big Brothers High School Game
1977 Big Brothers High School Game	1984 Missouri High School Playoffs
1978 Big Brothers High School Game	1985 Big Brothers High School Game
1979 Big Brothers High School Game	1986 Missouri High School Playoffs
1980 Big Brothers High School Game	1992 Metro Dream Classic
1981 Big Brothers High School Game	1993 Mo/Kan All-Star Game
	2011 Joplin vs. Ray-Pec H.S. Game

CONVENTIONS

1996 Promise Keepers	2021 KCQ
1997 Promise Keepers	2022 KCQ
2004 Billy Graham Crusade	The Send
2015 American Royal World Series of Barbecue	2023 KCQ
	2024 KCQ

ALL-TIME ROSTER

Player	Pos.	Jersey(s) Worn	College	GP/GS	Year(s) Played	Year(s) Started
A						
Abdullah, Husain	S	39	Washington State	43/22	2013-15	2014
Abell, Bud	LB	52	Missouri	40/0*	1966-68	
Acker, Bill	NT/DE	64, 74	Texas	5/2	1982, 1987	
Acker, Kenneth	CB	25, 27	SMU	25/2	2016-17	
Adamle, Mike	RB	1	Northwestern	22/4	1971-72	
Adams, Tony	QB	11	Utah State	50/7	1975-78	
Adams, Vashone	S	26	Eastern Michigan	0/0	1998	
Adickes, Mark	G	61	Baylor	53/48	1986-89	1986-89
Adkins, Kevin	C	65	Oklaĥoma	2/0	1987	
Agajanian, Ben	K	3	New Mexico	3/0	1961	
Agee, Tommie	RB	32	Auburn	9/0	1989	
Aguiar, Louie	P	5	Utah State	16/0	1994-98	1994-98**
Albert, Branden	T	76	Virginia	85/83	2008-13	2008-13
Ale, Arnold	LB	56	UCLA	2/0	1994	
Alexander, D.J.	LB	57	Oregon State	32/1	2015-16	
Alexander, Derrick	WR	82	Michigan	60/56	1998-01	1998-01
Alford, Darnell	T	72	Boston College	4/0	2000-02	
Allan, Michael	TE	81	Whitworth (WA)	0/0	2007	
Allegretti, Nick	G	73	Illinois	74/13	2019-23	2020
Alleman, Andy	C/G	62	Akron	9/3	2009	
Allen, Jared	DE	69	Idaho State	61/55	2004-07	2004-07
Allen, Jeff	G/OL	71, 73, 79	Illinois	58/40	2012-15, 2018-19	2012-15, 2018
Allen, Marcus	RB	32	Southern California	77/53	1993-97	1993-96
Allen, Nate	CB	48	Texas Southern	44/24	1971-74	1973-74
Allen, Taje	CB	26	Texas	22/0	2001-02	
Allotey, Victor	G	69	Indiana	0/0	2001-02	
Alt, John	T	76	Iowa	179/149	1984-96	1987-96
Amadi, Ugo	S	27	Oregon	1/0	2022	
Ammendola, Matt	K	19	Oklahoma State	2/0	2022	
Anders, Kimble	FB	38	Houston	125/94	1991-00	1993-98, 2000
Andersen, Jason	G/C	67	Brigham Young	3/0	2002	
Andersen, Morten	K	8	Michigan State	30/0	2002-03	2002-03**
Anderson, Charlie	LB	52	Mississippi	2/0	2010	
Anderson, Curtis	DE	90	Central State (Ohio)	6/0	1979	
Anderson, Darren	CB	44	Toledo	53/5	1994-97	
Anderson, Erick	LB	50	Michigan	8/1	1992-93	
Anderson, Zayne	DB	39	Brigham Young	7/0	2021-22	
Andrews, Billy	LB	53	Southeastern Louisiana	28/28	1976-77	1976-77
Andrusyshyn, Zenon	P	7	UCLA	16/0	1978	1978**
Ane, Charlie	C	56	Michigan State	90/3	1975-80	
Anudike-Uzomah, Feliz	DE	97	Kansas State	17/0	2023	
Arbanas, Fred	TE	84	Michigan State	104/34*	1961-70	1962-70
Arenas, Javier	CB	21	Alabama	47/12	2010-12	2012
Arnold, Jim	P	6	Vanderbilt	48/0	1983-85	1983-85**
Arnold, Walt	TE	87	New Mexico	47/39	1984-87	1985-86
Asamoah, Jon	G	73	Illinois	59/41	2010-13	2012-13
Ashley, Walker Lee	LB	54	Penn State	16/15	1989	1989
Atkins, Larry	S/LB	35, 50	UCLA	46/0	1999-02	
Auer, Scott	G/T	68	Michigan State	23/6	1984-85	1985
Austin, Hise	CB	21	Prairie View	12/0	1975	
Avant, Jason	WR	81	Michigan	21/1	2014-15	
Avery, Donnie	WR	17	Houston	22/17	2013-14	2013
Avery, Ken	LB	53	Southern Mississippi	14/5	1975	

B

Baab, Mike	C	60	Texas	3/3	1992	
Baber, Billy	TE	45	Virginia	29/2	2001-03	
Babin, Jason	DE	94	Western Michigan	7/4	2008	
Bailey, Allen	DL	97	Miami (Fla.)	86/48	2011-18	2014-15, 2017-18
Bailey, Mark	RB	39	Cal State - Long Beach	27/9	1977-78	1977-78
Bailey, Victor	WR	85, 88	Missouri	2/0	1995-96	
Bair, Brandon	DL	90	Oregon	0/0	2011	
Baker, DeAndre	CB	30	Georgia	10/2	2020-21	
Baker, Jason	P	9	Iowa	18/0	2003-04	2003**
Baker, Jon	K	12	Arizona State	2/0	1999	
Baldinger, Gary	DE	91	Wake Forest	23/4	1986-88	
Baldinger, Rich	T	77	Wake Forest	133/103	1983-92	1987-88, 1990-92
Baldwin, Johnny	LB	57	Alabama A&M	3/0	2007	
Baldwin, Jonathan	WR	89	Pittsburgh	26/10	2011-12	2012
Barbaro, Gary	S	26	Nicholls State	101/101	1976-82	1976-82

Player	Pos.	Jersey(s) Worn	College	GP/GS	Year(s) Played	Year(s) Started
Barber, Shawn	LB	59	Richmond	27/24	2003-05	2003-04
Barker, Bryan	P	4	Santa Clara	60/0	1990-93	1990-93**
Barksdale, Rashad	CB	35	Albany	6/0	2007	
Barndt, Tom	DT/G	71	Pittsburgh	61/30	1996-99	1998-99
Barnes, Charlie	E	82	Louisiana - Monroe	4/--	1961	
Barnes, Lew	WR	80	Oregon	2/0	1989	
Barnes, Pat	QB	17	California	1/0	1997	
Barnes, T.J.	DL	77	Georgia Tech	5/0	2016	
Barnett, Tim	WR	82	Jackson State	44/11	1991-93	1991
Barrington, Sam	LB	94	South Florida	2/0	2016	
Bartee, William	S	21, 24	Oklahoma	87/31	2000-06	2002, 2004
Barth, Connor	K	5	North Carolina	10/0	2008	2008**
Barton, Jim	C	50	Marshall	14/--	1960	1960
Bartrum, Mike	TE	87	Marshall	3/0	1993	
Bates, Jackie	CB	41	Hampton	2/1	2010	
Battle, Jackie	RB	26	Houston	48/4	2007-11	
Battle, Julian	CB	26	Tennessee	26/1	2003-05	
Baugh, Tom	C	58	Southern Illinois	29/16	1986-88	1987-88
Baxter, Keith	CB	46	Marshall	0/0	2017	
Bayless, Martin	S	21, 30	Bowling Green	59/28	1992-93, 1995-96	1992-93
Beathard, Pete	QB	10	Southern California	51/2	1964-67, 1973	
Becht, Anthony	TE	88	West Virginia	9/5	2011	
Beckman, Ed	TE	85	Florida State	107/12	1977-84	1983
Beisel, Monty	DE/LB	52, 56, 96	Kansas State	58/9	2001-04, 2009	2004
Beisler, Randy	G	64	Indiana	3/2	1975	
Belcher, Jovan	LB	59	Maine	59/44	2009-12	2010-12
Bell, Billy	CB	40	Lamar	8/1	1991	
Bell, Blake	TE	81	Oklahoma	51/16	2019, 2021-23	
Bell, Bobby	LB	78	Minnesota	168/98*	1963-74	1963-74
Bell, Kendrell	LB	99	Georgia	43/28	2005-07	2005-06
Bell, Le'Veon	RB	26	Michigan State	9/2	2020	
Bell, Mike	DE	99	Colorado State	135/97	1979-85, 1987-91	1981-85, 1987-89
Bellamy, Josh	WR	11	Louisville	3/0	2012	
Belser, Ceasar	DB	24	Arkansas - Pine Bluff	56/0	1968-71	
Belser, Jason	S	29	Oklahoma	32/8	2001-02	
Belton, Horace	RB	35	Southeastern Louisiana	46/6	1978-81	
Benjamin, Kelvin	WR	81	Florida State	3/0	2018	
Bennett, Donnell	RB	30	Miami (Fla.)	86/15	1994-00	1998
Bennett, Michael	RB	26	Wisconsin	17/0	2006-07	
Bentley, Scott	K	9	Florida State	2/0	1999	
Bergey, Bruce	TE	84	UCLA	7/0	1971	
Bernet, Ed	E	85	SMU	9/--	1960	
Bernhardt, Roger	G	68	Kansas	4/3	1975	
Berry, Eric	S	29	Tennessee	89/87	2010-18	2010, 2012-16, 2017
Best, Keith	LB	55	Kansas State	6/0	1972	
Biodrowski, Dennis	G	61	Memphis	30/--	1963-67	
Birden, J.J.	WR	88	Oregon	77/42	1990-94	1992-94
Bishop, Sonny	G	66	Fresno State	14/--	1962	
Black, James	DE	67	South Carolina State	1/0	1987	
Black, Jordan	G/T	65	Notre Dame	48/29	2003-06	2006
Blackledge, Todd	QB	14	Penn State	40/24	1983-87	1984-86
Blackshear, Jeff	G	69	Northeast Louisiana	16/15	2000	2000
Blakely, Robert	WR	83	North Dakota State	2/0	1982	
Blanton, Jerry	LB	57	Kentucky	92/49	1979-85	1981-84
Blaylock, Derrick	RB	23	Stephen F. Austin	40/5	2001-04	
Bledsoe, Curtis	RB	30	San Diego State	16/1	1981-82	
Blundin, Matt	QB	14	Virginia	2/0	1992-95	
Blythe, Austin	OL	66	Iowa	4/0	2021	
Bober, Chris	G/T	67	Nebraska - Omaha	44/6	2004-07	
Boerigter, Marc	WR	85	Hastings	41/2	2002-05	
Boiman, Rocky	LB	50	Notre Dame	11/9	2008	
Bograkos, Steve	S	49	Central Michigan	0/0	1976	
Bolden, Juran	CB	43	Mississippi Delta J.C.	7/0	1999	
Bolton, Nick	LB	32, 54	Missouri	41/37	2021-23	2021-23
Bono, Steve	QB	13	UCLA	36/31	1994-96	1995-96
Booker, Vaughn	DE	99	Cincinnati	56/22	1994-97	1995-97
Bookman, John	DB	22	Miami (Fla.)	14/--	1960	
Boone, Alfonso	DT	70	Mt. San Antonio JC	30/19	2007-08	2007
Bootle, Dicaprio	CB	2, 30	Nebraska	7/0	2021-22	
Boss, Kevin	TE	80	Western Oregon	2/2	2012	2012
Bowe, Dwayne	WR	82	Louisiana State	118/112	2007-14	2007-14
Boydston, Max	E	81	Oklahoma	25/0	1960-61	1960-61
Boye-Doe, Ekow	CB	40	Kansas State	6/0	2023	
Brackenridge, Tyron	CB	34	Washington State	14/1	2007-08	
Bradley, Mark	WR	83	Oklahoma	23/14	2008-09	2008
Bragg, Michael	CB	38	Texas A&M - Kingsville	4/0	2006	
Branch, Mel	DE	87	Louisiana State	84/--	1960-65	1960-65

Player	Pos.	Jersey(s) Worn	College	GP/GS	Year(s) Played	Year(s) Started
Branch, Tyvon	S	27	Connecticut	16/1	2015	
Brannan, Solomon	DB	38	Morris Brown	0/0	1965-66	
Bray, Tyler	QB	9	Tennessee	1/0	2013-17	
Breaston, Steve	WR	15	Michigan	26/17	2011-12	2011
Breeland, Bashaud	CB	21	Clemson	27/26	2019-20	2019-20
Briggs, Bob	DE	84	Heidelberg	7/1	1974	
Brock, Kevin	TE	46	Rutgers	4/0	2013	
Brockington, John	RB	43	Ohio State	10/7	1977	1977
Brooker, Tommy	E/K	81	Alabama	55/--	1962-66	1962-66**
Brooks, Bucky	CB	45	North Carolina	9/0	1997-98	
Broughton, Cortez	DT	79	Cincinnati	1/0	2021	
Brown, Aaron	DE	87	Minnesota	78/57*	1966-72	1968-71
Brown, Alex	CB	30	South Carolina State	3/0	2019-20	
Brown, Colin	G	61	Missouri	0/0	2009	
Brown, Dee	RB	22, 38	Syracuse	23/0	2005-06	
Brown, Eric	WR	86	Tulsa	2/1	1987	
Brown, Jalil	DB	30	Colorado	29/2	2011-12	
Brown, Larry	T	79	Miami (Fla.)	5/0	1978-79	
Brown, Mike	S	30	Nebraska	16/16	2009	2009
Brown, Orlando	T	57	Oklahoma	33/33	2021-22	2021-22
Brown, Theotis	RB	27	UCLA	26/16	1983-84	1983-84
Browning, John	DE/DT	93	West Virginia	121/96	1996-06	1997-98, 2000-05
Brunson, Larry	WR	83	Colorado	53/43	1974-77	1976-77
Bryant, Bob	E	89	Texas	10/--	1960	1960
Bryant, Trent	CB	45	Arkansas	28/17	1982-83, 1987	
Buchanan, Buck	DT	86	Grambling State	182/93*	1963-75	1963-75
Budde, Brad	G	66, 71	Southern California	92/80	1980-86	1981-86
Budde, Ed	G	71	Michigan State	177/96*	1963-76	1964-74
Buechele, Shane	QB	6, 12	SMU	0/0	2021-22	
Burford, Chris	E	88	Stanford	103/--	1960-67	1960-67
Burgmeier, Ted	S	48	Notre Dame	8/2	1978	
Burks, Ray	LB	59	UCLA	13/0	1977	
Burruss, Lloyd	S	34	Maryland	145/103	1981-91	1981-88
Burton, Antwon	DT	61	Temple	1/0	2008	
Burton, Michael	FB	45	Rutgers	33/0	2021-22	
Bush, Deon	S	26	Miami (Fla.)	22/0	2022-23	
Bush, Lew	LB	51, 56	Washington State	37/24	2000-02	2000-01
Bushman, Matt	TE	89	BYU	1/0	2023	
Butker, Harrison	K	7	Georgia Tech	107/0	2017-23	2017-23**
Butler, Gary	TE	82	Rice	14/3	1973	
Butler, Gerald	WR	86	Nicholls State	0/0	1977	

C

Cadrez, Glenn	LB	51, 59	Houston	28/6	2001-02	
Cadwell, John	G	61	Oregon State	4/0	1961	
Caliendo, Mike	OL	66	Western Michigan	8/0	2023	
Cancik, Phil	LB	56	Northern Arizona	16/1	1981	
Cannon, Billy	TE	80	Louisiana State	6/3	1970	
Cannon, Mark	C	70	Texas - Arlington	11/0	1989	
Carlson, Dean	QB	9	Iowa State	1/0	1972-74	
Carney, John	K	5	Notre Dame	5/0	2007	
Carnahan, Andrew	T	71	Arizona State	0/0	2008	
Carolan, Reg	E	80	Idaho	62/1*	1964-68	
Carr, Brandon	CB	39	Grand Valley State	64/64	2008-11	2008-11
Carruth, Paul Ott	RB	30	Alabama	2/1	1989	
Carson, Carlos	WR	88	Louisiana State	120/91	1980-89	1982-88
Carter, Dale	CB	34	Tennessee	104/88	1992-98	1992-98
Carter, M.L.	CB	42	Cal State - Fullerton	33/9	1979-81	1979
Carter, Perry	CB	22	Southern Mississippi	2/0	1995	
Case, Frank	DE	95	Penn State	7/0	1981	
Cassel, Matt	QB	7	Southern California	48/47	2009-12	2009-12
Castille, Tim	RB	46	Alabama	17/4	2009-10	
Cash, Keith	TE	89	Texas	59/32	1992-96	1992, 1994-95
Catapano, Mike	DE	77	Princeton	15/0	2013-14	
Caveness, Ronnie	LB	50	Arkansas	7/--	1965	
Caver, Quinton	LB	52	Arkansas	29/4	2002-04	
Celestin, Oliver	S	35	Texas Southern	8/0	2008	
Chambers, Chris	WR	11, 84	Wisconsin	22/16	2009-10	2009-10
Chappell, Devin	S	47	Oregon State	0/0	2017	
Charles, Jamaal	RB	25	Texas	103/69	2008-16	2009, 2012-15
Charles, Orson	TE	82	Georgia	5/0	2017	
Charlton, Taco	DE	94	Michigan	7/0	2020	
Cheek, Steve	P	5	Humboldt State	12/0	2004	2004**
Chenal, Leo	LB	54	Wisconsin	34/18	2022-23	2023
Cherry, Deron	S	20	Rutgers	148/124	1981-91	1983-91
Chesson, Jehu	WR	80	Michigan	12/1	2017	

Player	Pos.	Jersey(s) Worn	College	GP/GS	Year(s) Played	Year(s) Started
Chilton, Gene	G/C	62	Texas	16/0	1989	
Christian, Geron	T	74	Louisville	10/0	2022	
Christiansen, Cole	LB	48	Army	3/0	2022-23	
Christopher, Herb	S	41	Morris Brown	50/24	1979-82	1979-80
Claiborne, Morris	CB	20	Louisiana State	8/1	2019	
Clark, Bruce	DE	95	Penn State	11/0	1989	
Clark, Frank	DE	55	Michigan	58/55	2019-22	2019-22
Clark, Wayne	QB	13	U.S. International	1/0	1975	
Clavelle, Shannon	DT	91	Colorado	1/0	1997	
Clements, Tom	QB	2	Notre Dame	1/0	1980	
Clemons, Duane	DE	99	California	44/43	2000-02	2000-02
Clemons, Michael	RB	46	William & Mary	8/0	1987	
Cloud, Michael	RB	34	Boston College	56/6	1999-02	
Coan, Bert	RB	23	Kansas	68/2*	1963-68	
Cobb, Omari	LB	59	Marshall	1/0	2020	
Coburn, Keondre	DT	99	Texas	1/0	2023	
Cochrane, Jack	LB	43	South Dakota	32/1	2022-23	
Cocroft, Sherman	S	22	San Jose State	44/1	1985-87	
Coffman, Paul	TE	84	Kansas State	27/24	1986-87	
Cofield, Tim	LB	54	Elizabeth City State	43/34	1986-88	1986-88
Colbert, Darrell	WR	81	Texas Southern	15/0	1987-88	
Colbert, Keary	WR	84	Southern California	7/0	2011	
Colbert, Lewis	P	5	Auburn	18/0	1986-87	1986**
Colclough, Ricardo	CB	23, 30	Tusculum	7/1	2008-09	
Cole, Justin	LB	57	San Jose State	0/0	2010	
Coleman, Kurt	S	27	Ohio State	15/3	2014	
Collier, Tim	CB	37	Texas A&M - Commerce	52/22	1976-79	1977-79
Collins, Mark	CB/S	25	Cal State - Fullerton	46/43	1994-96	1994-96
Collins, Ray	DT	71	Louisiana State	1/--	1960-61	1960-61
Collins, Todd	QB	15	Michigan	13/0	1998-05	
Colquitt, Dustin	P	2	Tennessee	238/0	2005-19	2005-19**
Colter, Jeff	DB	48	Kansas	1/0	1987	
Comings, Sanders	S	26	Georgia	2/0	2013-14	
Condon, Tom	G	65	Boston College	147/119	1974-84	1975-84
Conley, Chris	WR	17	Georgia	53/34	2015-18	2016-18
Conner, Chamarr	S	27	Virginia Tech	17/7	2023	
Connot, Scott	S	41	South Dakota State	2/0	2004	
Cook, Bryan	S	6	Cincinnati	28/13	2022-23	2023
Cook, Kenny	WR	6	Gardner-Webb	0/0	2016	
Cooper, Louis	LB	55	Western Carolina	79/17	1985-90	1986-87
Cooper, Marcus	CB	31	Rutgers	39/11	2013-15	
Copeland, Danny	S	25	Eastern Kentucky	30/1	1989-90	
Copper, Terrance	WR	10	East Carolina	62/7	2009-12	
Corey, Walt	LB	56	Miami (Fla.)	69/--	1960-66	1960-64
Cornelison, Jerry	T	74	SMU	70/--	1960-65	1960-61
Cottam, Brad	TE	87	Tennessee	24/8	2008-10	
Cox, Mike	FB	42	Georgia Tech	39/17	2008-10	2008-09
Craig, Reggie	WR	80	Arkansas	15/0	1975-76	
Crawford, Keith	S	41	Howard Payne	8/0	1998	
Criswell, Jeff	T	69	Graceland (Iowa)	60/39	1995-98	1995, 1997-98
Crockett, Ray	CB	39	Baylor	29/17	2001-02	2001
Croyle, Brodie	QB	12	Alabama	18/10	2006-10	2007
Cruz, Ronnie	RB	42	Northern State	19/3	2005-06	
Culp, Curley	DT	61	Arizona State	82/69	1968-74	1969-73
Curtis, Kevin	WR	17	Utah State	0/0	2010	

D

Dacus, Weston	LB	57	Arkansas	8/0	2008-09	
Dalton, Lionel	DT	75	Eastern Michigan	34/27	2004-06	2004-05
Daney, George	G	60	UTEP	97/22	1968-74	1974
Daniel, Chase	QB	10	Missouri	10/2	2013-15	
Daniels, Calvin	LB	50	North Carolina	57/33	1982-85	1983-85
Daniels, Clemon	DB	36	Prairie View	14/--	1960	
Daniels, Travis	CB	34	Louisiana State	56/2	2009-12	
Danna, Mike	DE	51	Michigan	59/23	2020-23	2023
Darche, Jean-Philippe	LS	51	McGill	23/0	2007-08	
Darling, Devard	WR	81	Washington State	16/9	2008-09	2008
Davidson, Cotton	QB/P	19	Baylor	28/26	1960-61	1960-61
Davis, Anthony	LB	50	Utah	68/49	1994-98	1996-98
Davis, Dick	DE	86	Kansas	12/--	1962	
Davis, Felton	WR	80	Michigan State	0/0	2019	
Davis, Knile	RB	34	Arkansas	57/2	2013-16	
Davis, Ricky	S	40	Alabama	13/5	1977	
Davis, Willie	WR	84	Central Arkansas	63/58	1991-95	1992-95
Dawson, Lake	WR	80	Notre Dame	43/26	1994-97	1995, '97
Dawson, Len	QB	16	Purdue	183/158	1962-75	1962-75

Player	Pos.	Jersey(s) Worn	College	GP/GS	Year(s) Played	Year(s) Started
Dawson, Mike	NT	73	Arizona	9/0	1984	
DeBerg, Steve	QB	17	San Jose State	57/52	1988-91	1988-91
DeBernardi, Fred	DE	69	UTEP	7/0	1974	
deBruijn, Case	P	5	Idaho State	1/0	1982	
De La Puente, Brian	G	60	California	0/0	2008	
Delaney, Joe	RB	37	Northwestern State	23/17	1981-82	1981-82
Del Rio, Jack	LB	50	Southern California	25/17	1987-88	1987-88
Dempsey, Quintin	S	35	UTEP	16/6	2013	
Dennis, Pat	CB	41	Louisiana - Monroe	16/13	2000-01	2000
Devey, Jordan	G	65	Memphis	18/4	2016-18	2018
DeVito, Mike	DE	70	Maine	28/19	2013-15	2013
Diamond, Bill	G	66	Miami (Fla.)	5/--	1963	
Diamond, Charlie	T	79	Miami (Fla.)	51/--	1960-63	1960-63
Dickerson, Matt	DT	93	UCLA	12/0	2023	
Dieter, Gehrig	WR	12	Alabama	10/0	2018-21	
Dickerson, Ron	WR	23	Arkansas	15/0	1993-94	
Dickinson, Bo	RB	32	Southern Mississippi	28/--	1960-61	
DiGiacomo, Curt	G	65	Arizona	12/0	1988	
DiMarco, Patrick	FB	49	South Carolina	5/4	2012	
DiMidio, Tony	T	72	West Chester	26/--	1966-67	
Dimmick, Tom	C	55	Houston	13/--	1960	
Dirden, Johnny	WR	80	Sam Houston State	4/0	1979	
Dishman, Cris	CB	26	Purdue	16/16	1999	1999
Dixon, Al	TE	84	Iowa State	39/20	1979-82	1981-82
Dixon, Ernest	LB	56	South Carolina	1/0	1998	
Dixon, Ronnie	DT	90	Cincinnati	4/0	1998	
Dohring, Tom	T	71	Michigan	3/1	1992	
Dombroski, Paul	S	46	Linfield	42/13	1980-81	
Donaldson, Jeff	S	42	Colorado	16/9	1990	1990
Donnalley, Rick	C	51	North Carolina	22/22	1986-87	1986-87
Dorsey, Glenn	DE/DT	72	Louisiana State	66/65	2008-12	2008-11
Dorsey, Larry	WR	80	Tennessee State	16/0	1978	
Dotson, Alphonse	DT	79	Grambling State	1/--	1965	
Doubiago, Dan	T	66	Utah	3/0	1987	
Douglas, Dameane	WR	11	California	0/0	2003	
Downing, Eric	DT	79, 92	Syracuse	42/13	2001-03	2001
Dozier, Cornelius	S	26	SMU	2/0	1987	
Draughn, Shaun	RB	20, 32	North Carolina	17/0	2011-12	
Drayton, Troy	TE	87	Penn State	16/1	2000	
Dressel, Chris	TE	93	Stanford	7/0	1989	
Dressler, Doug	RB	41	Chico State	8/0	1975	
Drougas, Tom	T	76	Oregon	7/1	1974	
Drummond, Eddie	WR	85	Penn State	12/0	2007	
Dumas, Troy	LB	55	Nebraska	14/0	1995-97	
Duncan, Randy	QB	15	Iowa	14/2	1961	
Dunlap, Carlos	DE	8	Florida	17/2	2022	
Dunn, Jason	TE	89	Eastern Kentucky	119/25	2000-07	
Durant, Yasir	OL	79	Missouri	11/1	2020	
Duvernay-Tardif, Laurent	G	76	McGill	60/57	2014-19, 2021	2015-19
Dyal, Mike	TE	87	Texas A&M - Kingsville	9/0	1992-93	

E

Eachus, Nate	FB	45	Colgate	11/2	2012	
Easy, Omar	FB	43	Penn State	37/0	2002-04	
Eatman, Irv	T	75	UCLA	69/51	1986-90	1986-89
Edwards, Donnie	LB	59	UCLA	117/100	1996-01, 2007-08	1997-01, 2007-08
Edwards, Mike	S	23	Kentucky	17/5	2023	
Edwards, Ron	DT	95	Texas A&M	80/61	2006-10	2006-07, 2009-10
Edwards-Helaire, Clyde	RB	25	Louisiana State	48/32	2020-23	2020-21
Ehinger, Parker	OL	79	Cincinnati	6/5	2016-17	2016
Elam, Abram	S	27	Kent State	12/7	2012	
Eligwe, Ukeme	LB	45	Georgia Southern	14/1	2017	
Ellis, Alex	TE	82	Tennessee	2/0	2018	
Elkins, Mike	QB	10	Wake Forest	1/0	1989-90	
Elliott, Lin	K	2	Texas Tech	32/0	1994-95	1994-95**
Ellison, Atiyyah	DE	99	Missouri	0/0	2010	
Ellison, Willie	RB	24	Texas Southern	15/9	1973-74	1973
Elrod, Jimbo	LB	57	Oklahoma	36/5	1976-78	
Engram, Bobby	WR	84	Penn State	5/0	2009	
Enis, Hunter	QB	14	TCU	14/0	1960	
Epps, Jack	S	25	Kansas State	3/2	1987	
Erving, Cam	OL	75	Florida State	40/25	2017-19	2018-19
Espinoza, Alex	QB	12	Iowa State	1/0	1987	
Estell, Richard	WR	84	Kansas	2/0	1987	
Estes, Lawrence	DE	74	Alcorn State	18/7	1975-76	
Evans, James	RB	41	Southern	2/0	1987	

Player	Pos.	Jersey(s) Worn	College	GP/GS	Year(s) Played	Year(s) Started
Evans, Mike	DE	94	Michigan	12/1	1992	
Everett, Eric	CB	39	Texas Tech	11/0	1991	
F						
Fada, Rob	G	65	Pittsburgh	5/0	1985	
Fanaika, Paul	G	74	Arizona State	0/0	2015	
Farrell, Neil	DT	92	LSU	3/0	2023	
Farrier, Curt	DT	70	Montana State	27/--	1963-65	
Fasano, Anthony	TE	80	Notre Dame	24/22	2013-14	2013-14
Favors, Greg	LB	54	Mississippi State	16/4	1998	
Feehery, Gerry	C	64	Syracuse	6/6	1988	
Fenton, Rashad	CB	27	South Carolina	47/16	2019-22	
Fields, Jaime	LB	59	Washington	17/2	1993-95	
Fields, Jitter	RB	46	Texas	5/0	1987	
Finley, Clint	S	38	Nebraska	4/0	2002-03	
Fisher, Eric	T	72	Central Michigan	117/113	2013-20	2013-20
Fleming, Jamell	CB	30	Oklahoma	23/4	2014-15	
Flores, Tom	QB	12	Pacific	5/0	1969	
Flowers, Brandon	CB	24	Virginia Tech	88/87	2008-13	2008-13
Flynn, Don	DB	18	Houston	20/--	1960-61	1960-61
Foles, Nick	QB	4	Arizona	3/1	2016	
Ford, Dee	LB	55	Auburn	67/41	2014-18	2018
Fortson, Jody	TE	88	Valdosta State	19/1	2021-23	
Foschi, John Paul	TE	84	Georgia Tech	7/0	2008	
Fountain, Daurice	WR	82	Northern Iowa	2/0	2021-22	
Fournet, Sid	G	62	Louisiana State	28/--	1960-61	1960-61
Fox, Keyaron	LB	97	Georgia Tech	40/4	2004-07	
Franklin, Jerry	LB	59	Arkansas	7/0	2014	
Franklin, Will	WR	85	Missouri	13/1	2008	
Fraser, Jim	LB	51	Wisconsin	14/--	1965	
Frazier, Cliff	DT	61	UCLA	14/12	1977	
Frazier, Randy	LB	95	Morehead State	3/0	1987	
Frazier, Wayne	C	66	Auburn	21/--	1966-67	1966
Frazier, Willie	TE	83	Arkansas - Pine Bluff	22/8	1971-72	
Freeman, Eddie	DE	71	Alabama - Birmingham	20/0	2002-03	
Frey, Dick	DE	66	Texas A&M	14/--	1960	
Fry, Elliott	K	9	South Carolina	1/0	2021	
Fujita, Scott	LB	51	California	48/41	2002-04	2002-04
Fuller, Kendall	CB	23, 29	Virginia Tech	26/19	2018-19	2018
Fuller, Steve	QB	4	Clemson	52/28	1979-82	1979-80
Fulton, Zach	OL	73	Tennessee	63/46	2014-17	2014, 2016-17

G						
Gabbert, Blaine	QB	9	Missouri	2/1	2023	
Gafford, Thomas	LS	43, 48	Houston	105/0	2008-14	
Gagliano, Bob	QB	11	Utah State	2/0	1981-83	
Gagner, Larry	G	79	Florida	7/1	1972	
Gaines, Clark	RB	21	Wake Forest	10/0	1981-82	
Gaines, Phillip	CB	23	Rice	41/16	2014-17	
Gaither, Jared	T	71	Maryland	10/0	2011	
Gales, Dion	DE/DT	70	Troy	3/0	2009	
Gamble, Kenny	RB	48	Colgate	19/0	1988-90	
Gammon, Kendall	TE	83	Pittsburg State	106/0	2000-06	
Gannon, Rich	QB	12	Delaware	27/19	1995-98	1998
Gant, Earl	RB	23	Missouri	20/3	1979-80	
Garcia, Bubba	WR	80	UTEP	6/0	1980	
Gardner, Ellis	T	75	Georgia Tech	8/0	1983	
Gardner, Rod	WR	85	Clemson	14/0	2006	
Garrett, Mike	RB	21	Southern California	58/29*	1966-70	1966-70
Gatewood, Curtis	LB	52	Vanderbilt	6/0	2008	
Gaunt, Steve	WR	83	Northern Colorado	9/0	1979	
Gay, Matt	S	49	Kansas	2/0	1994	
Gay, Willie	LB	50	Mississippi State	57/47	2020-23	2020-23
Gehrke, Jack	WR	17	Utah	2/0	1968	
George, Ron	LB	55	Stanford	48/0	1998-00	
Germaine, Joe	QB	7	Ohio State	0/0	2001	
Getty, Charlie	T	77	Penn State	119/104	1974-82	1974-76, 1978-82
Getz, Lee	G	71	Rutgers	3/0	1987	
Gilberry, Wallace	DE	92	Alabama	53/3	2008-11	
Gilliam, Jon	C	65	Texas A&M - Commerce	76/--	1961-67	1962-67
Glenn, Jacoby	CB	26	Central Florida	0/0	2017	
Goff, Mike	G	79	Iowa	8/7	2009	
Golub, Chris	S	47	Kansas	1/0	1977	
Gonzalez, Tony	TE	88	California	190/174	1997-08	1998-08
Goodburn, Kelly	P	2	Emporia State	48/0	1987-90	1987-88, 1990**

Player	Pos.	Jersey(s) Worn	College	GP/GS	Year(s) Played	Year(s) Started
Gossett, Jeff	P	7	Eastern Illinois	15/0	1981-82	1982**
Gordon, Amon	DL	99	Stanford	16/2	2011	
Gordon, Josh	WR	19	Baylor	12/7	2021	
Gordon, Richard	TE	81, 89	Miami (Fla.)	2/0	2013-14	
Gore, Derrick	RB	40	Louisiana - Monroe	11/0	2021	
Graham, Derrick	T	74	Appalachian State	51/16	1990-94	1994
Graham, Tom	LB	56	Oregon	0/0	1974	
Granderson, Rufus	T	75	Prairie View	6/--	1960	
Gray, Carlton	CB	23	UCLA	20/1	1999-00	
Gray, Cyrus	RB	32	Texas A&M	35/0	2012-14	
Gray, Noah	TE	83	Duke	50/19	2021-23	2023
Gray, Quinn	QB	8	Florida A&M	1/0	2008	
Gray, Tim	S	46	Texas A&M	36/34	1976-78	1976-78
Grayson, Dave	DB	45	Oregon	55/--	1961-64	1962-64
Grbac, Elvis	QB	11, 18	Michigan	49/47	1997-00	1997-00
Green, Boyce	RB	40	Carson-Newman	16/7	1986	
Green, Gary	CB	24	Baylor	100/99	1977-83	1977-83
Green, Trent	QB	10	Indiana	88/88	2001-06	2001-06
Green, Woody	RB	27	Arizona State	28/24	1974-76	1974-76
Greene, David	QB	8	Georgia	0/0	2007	
Greene, Ted	LB	54	Tampa	32/--	1960-62	
Greene, Tom	QB	14	Holy Cross	11/0	1961	
Greene, Tracy	TE	87	Grambling State	7/2	1994	
Greenwood, Cory	LB	93	Concordia (Canada)	48/0	2010-12	
Gregg, Kelly	DL	77	Oklahoma	16/14	2011	2011
Griffin, Kris	LB	53	Indiana (Pa.)	24/0	2005-06	
Griffin, Leonard	DE	98	Grambling State	103/37	1986-93	1988-89, 1992
Griffin, Stephen	RB	39	Tennessee State	1/0	1987	
Grigsby, Boomer	LB/FB	46, 51	Illinois State	44/1	2005-07	
Grow, Monty	S	22	Florida	15/0	1994	
Grubbs, Ben	G	66	Auburn	7/7	2015	2015
Grunhard, Tim	C	61	Notre Dame	169/164	1990-00	1990-00
Grupp, Bob	P	1	Duke	41/0	1979-81	1979-81**
Gunter, Michael	RB	38	Tulsa	6/0	1984	
Gutierrez, Matt	QB	15	Idaho State	1/0	2009	

H

Hackett, Dino	LB	56	Appalachian State	85/81	1986-92	1986-91
Hadley, David	CB	23	Alcorn State	28/0	1970-72	
Hadnot, James	RB	48	Texas Tech	43/22	1980-83	1980-81
Hagans, Marques	WR	10	Virginia	2/0	2008	
Hagy, John	S	22	Texas	0/0	1991	
Hakim, Saalim	DB	26	Palomar	2/0	2015	
Hali, Tamba	DE/LB	91	Penn State	177/157	2006-17	2006-15
Hall, Carlos	DE	92	Arkansas	14/2	2005	
Hall, Chad	WR	14	Air Force	9/0	2013	
Hall, Dante	RB/WR	20, 82	Texas A&M	97/10	2000-06	
Hamilton, Andy	WR	80	Louisiana State	15/2	1973-74	
Hamilton, Antonio	CB	20	South Carolina State	16/0	2020	
Hamilton, Justin	DL	74	Louisiana	5/1	2017-18	
Hamilton, Rick	LB	53	Central Florida	2/0	1994-95	
Hamm, Bob	DE	90	Nevada	14/5	1985	
Hammond Jr., Frankie	WR	85	Florida	25/3	2014-15	
Hamrick, James	K	4	Rice	3/0	1987	
Hancock, Anthony	WR	82	Tennessee	59/9	1982-86	1983
Hannon, Chris	WR	81	Tennessee	0/0	2006	
Hanoian, Greg	FB	43	Syracuse	0/0	2006	
Hardison, Dee	NT	93	North Carolina	7/1	1988	
Hardman, Mecole	WR	17, 12	Georgia	63/28	2019-23	2020
Hargain, Tony	WR	81	Oregon	12/0	1992	
Harrell, James	LB	57	Florida	11/4	1987	
Harris, Bob	LB	92	Auburn	3/3	1987	
Harris, Corey	CB	40	North Alabama	21/0	2001-03	
Harris, Darius	LB	47	Middle Tennessee State	33/7	2019-23	
Harris, Darryl	G	66	Mississippi	1/0	2009	
Harris, Demetrius	TE	84	Wisconsin - Milwaukee	71/36	2014-18	2015-18
Harris, Demone	DE	52	Buffalo	5/0	2019-20	
Harris, Eric	CB	44	Memphis	39/39	1980-82	1980-82
Harris, Gilbert	RB	30	Arizona	4/0	2007	
Harris, Jimmy	DB	44	Oklahoma	14/--	1960-61	1960-61
Harris, Napoleon	LB	50	Northwestern	16/13	2007-08	2007
Harris, Nate	LB	98	Louisville	15/0	2007	
Harris, Michael	C/G	73	Grambling State	3/0	1989	
Harris, Ryan	T	68	Notre Dame	16/15	2014	2014
Harris, Vernon	CB	48	Dartmouth	0/0	2016	
Harrison, Glynn	RB	22	Georgia	8/0	1976	
Harry, Emile	WR	86	Stanford	79/23	1986-92	



Player	Pos.	Jersey(s) Worn	College	GP/GS	Year(s) Played	Year(s) Started
Hartman, Tysyn	DB	31	Kansas State	11/2	2012	
Harts, Shaunard	S	42	Boise State	51/17	2001-04	2002
Harvey, James	G	64	Jackson State	4/3	1987-88	
Harvey, Marvin	TE	83	Southern Mississippi	7/0	1981	
Harvey, Stacy	LB	59	Arizona State	9/0	1989	
Haslip, Wilbert	RB	34	Hawaii	5/0	1979	
Hasty, James	CB	40	Washington State	95/89	1995-00	1995-00
Hawkins, Andy	LB	59	Texas A&M - Kingsville	7/3	1988	
Hawkins, Donald	OL	77	Texas	0/0	2017	
Hayes, Jonathan	TE	85	Iowa	136/96	1985-93	1987-93
Hayes, Wendell	RB	38	Humboldt State	93/56	1968-74	1970-74
Haynes, Abner	RB	28	North Texas	84/--	1960-64	1960-63
Haynes, Louis	LB	56	North Texas	11/0	1982-83	
Headrick, Sherrill	LB	69	TCU	108/--	1960-67	1960-67
Heard, Herman	RB	44	Colorado State - Pueblo	87/51	1984-89	1984-87, 1989
Helton, Darius	G	62	North Carolina Central	6/0	1977	
Hemingway, Junior	WR	88	Michigan	31/3	2012-14	
Henne, Chad	QB	4	Michigan	11/1	2018-22	
Henry, Ricky	G	65	Nebraska	0/0	2013	
Herkenhoff, Matt	T	60	Minnesota	125/122	1976-85	1976-78, 1980-85
Herring, Malik	DE	94	Georgia	17/1	2021-23	
Herron, David	LB	52	Michigan State	10/0	2009	
Hicks, Eric	DE	98	Maryland	128/104	1998-06	1999-05
Hicks, Kerry	DE/DT	94	Brigham Young	2/0	1996-97	
Hicks, Sylvester	DE	75	Tennessee State	43/37	1978-81	1978-79
Hill, Dave	T	73	Auburn	150/81*	1963-74	1963-73
Hill, Greg	CB	23	Oklahoma State	48/3	1984-88	
Hill, Greg	RB	27, 29	Texas A&M	63/19	1994-97	1997
Hill, Jim	DB	12	Sam Houston State	3/--	1966	
Hill, Kenny	S	41	Yale	8/0	1989	
Hill, Mack Lee	RB	36	Southern	27/--	1964-65	1964-65
Hill, Tyreek	WR	10	West Alabama	91/73	2016-21	2017-21
Hillis, Peyton	RB	40	Arkansas	13/2	2012	
Hines, Jimmy	E	81	Texas Southern	1/0	1970	
Hitchens, Anthony	LB	53	Iowa	59/59	2018-21	2018-21
Hobgood-Chittick, Nate	DT	94	North Carolina	13/1	2001-02	
Hochstein, Russ	G	66	Nebraska	11/1	2012	
Hodge, Alphonso	CB	47	Miami (Ohio)	0/0	2005-06	
Hodges, Eric	WR	89	Florida	1/0	1987	
Holland, Darius	DT	99	Colorado	6/0	1998	
Holle, Eric	DE	93	Texas	56/7	1984-87	
Holliday, Vonnice	DE	99	North Carolina	25/19	2003-04	2003
Hollis, David	DB	25	UNLV	2/0	1988	
Holloway, Tony	LB	97	Nebraska	1/1	1987	
Holmes, Bruce	LB	57	Minnesota	3/3	1987	
Holmes, Pat	DE	74	Texas Tech	10/1	1973	
Holmes, Priest	RB	31	Texas	65/63	2001-07	2001-05
Holmes, Robert	RB	45	Southern	48/24	1968-71	1968-69
Holohan, Pete	TE	89	Notre Dame	16/3	1991	
Holston, Mike	WR	84	Morgan State	4/0	1985	
Holub, E.J.	C/LB	55	Texas Tech	127/34*	1961-70	1961-70
Homan, Dennis	WR	21	Alabama	15/5	1971-72	1972
Hoppock, Doug	T	79	Kansas State	3/3	1987	
Horn, Chris	WR	81	Rocky Mountain	28/3	2003-05	
Horn, Joe	WR	84	Itawamba J.C.	49/2	1996-99	
Horne, Jeremy	WR	11	Massachusetts	12/0	2010-11	
Horton, Ethan	RB	32	North Carolina	16/0	1985	
Houston, Bobby	LB	57	North Carolina State	5/0	1997	
Houston, Justin	LB	50	Georgia	102/96	2011-18	2011-18
Howard, Jaye	DT	96	Florida	45/28	2013-16	2014-16
Howard, Thomas	LB	52	Texas Tech	95/82	1977-83	1978-83
Howard, Todd	LB	53	Texas A&M	19/0	1987-88	
Hoyett, Braxton	DT	96	Mississippi State	1/0	2020	
Huard, Damon	QB	11	Washington	26/21	2004-08	2006-07
Huarte, John	QB	7	Notre Dame	2/0	1969-71	
Hudock, Mike	C	54	Miami (Fla.)	4/--	1967	
Hudson, Bob	LB	61	Clemson	5/--	1960	
Hudson, Doug	QB	11	Nicholls State	1/1	1987	
Hudson, Rodney	C/G	61	Florida State	51/35	2011-14	2013-14
Hughes, Danan	WR	83	Iowa	85/3	1993-98	
Hughes, Mike	CB	21	Central Florida	17/5	2021	
Hull, Bill	DE	85	Wake Forest	14/--	1962	
Humphrey, Creed	C	52	Oklahoma	51/51	2021-23	2021-23
Humphrey, Tom	C	52	Ablene Christian	5/0	1974	
Hunt, Akeem	RB	31	Purdue	15/0	2017	
Hunt, Bobby	DB	20	Auburn	84/--	1962-67	1962-67
Hunt, Kareem	RB	27	Toledo	27/27	2017-18	2017-18
Hunter, Ryan	G	60	Bowling Green	3/0	2019	

Player	Pos.	Jersey(s) Worn	College	GP/GS	Year(s) Played	Year(s) Started
Hurston, Chuck	DE	85	Auburn	84/0*	1965-70	1966-67
Husted, Michael	K	7	Virginia	6/0	2002	
Hyde, Glenn	C	52	Pittsburgh	8/1	1987	
Ingram, Byron	G	60	Eastern Kentucky	13/5	1987-88	
Ingram, Johnathan	C	66	San Diego State	4/0	2004-05	
Ingram, Melvin	DE/LB	24	South Carolina	9/5	2021	
Isidora, Danny	G	65	Miami (Fla.)	1/0	2020	
Ivie, Joey	DT	93	Florida	5/0	2019	
Jackson, Billy	RB	43	Alabama	57/31	1981-84	1982-84
Jackson, Charles	LB	51	Washington	86/34	1978-84	1981-82
Jackson, Charlie	DB	40	SMU	3/--	1960	
Jackson, Curtis	WR	14, 81	Texas	0/0	2002-03	
Jackson, Frank	WR	26	SMU	70/--	1961-65	1962-65
Jackson, Gerald	S	49	Mississippi State	16/3	1979	
Jackson, Josh	CB	20	Iowa	2/0	2021	
Jackson, T.J.	DT	99	Auburn	4/0	2008	
Jackson, Tyson	DE	94	Louisiana State	74/55	2009-13	2009, 2011-13
Jacoby, Mitch	TE	85	Northern Illinois	5/0	1999	
Jakes, Van	DB	22	Kent State	22/1	1983-84	
James, Richie	WR	17	Middle Tennessee State	9/1	2023	
James, Robert	LB	59	Arizona State	0/0	2013	
Jamison, George	LB	57	Cincinnati	32/25	1994-96	1994-95
Jankowski, Bruce	WR	41	Ohio State	9/2	1971-72	
Jaworski, Ron	QB	7	Youngstown State	6/3	1989	
Jaynes, Dave	QB	12	Kansas	2/0	1974	
Jenkins, A.J.	WR	15	Illinois	25/3	2013-14	
Jenkins, Jarvis	DL	94	Clemson	30/1	2016-18	
Jenkins, Keyvan	RB	41	UNLV	2/0	1988	
Jenkins, Trezelle	T	74	Michigan	9/1	1995-97	
Jeralds, Luther	DE	89	North Carolina Central	9/--	1961	
Johnson, Clyde	CB	23	Kansas State	15/0	1997	
Johnson, Curley	HB	33	Houston	14/--	1960	
Johnson, Darrius	CB	41	Oklahoma	2/0	2003	
Johnson, Derrick	LB	56	Texas	182/169	2005-17	2005-08, 2010-13,15-17
Johnson, Dick	E	85	Minnesota	5/--	1963	
Johnson, Jack	DB	32	Miami (Fla.)	1/--	1961	
Johnson, James-Michael	LB	52	Nevada	32/10	2013-14	2014
Johnson, Jimmie	TE	45	Howard	7/1	1994	
Johnson, Ken	DE	97	Knoxville	2/1	1987	
Johnson, Larry	RB	27, 34	Penn State	75/55	2003-09	2005-08
Johnson, Lonnie	TE	83	Florida State	14/2	1999	
Johnson, Melvin	S	35	Kentucky	7/1	1998	
Johnson, Nazeeh	S	13	Marshall	11/0	2023	
Johnson, Nico	LB	57	Alabama	7/1	2013	
Johnson, Reggie	TE	85	Florida State	11/3	1996	
Johnson, Rishaw	G	75	California (Pa.)	3/1	2013	
Johnson, Sidney	CB	45	California	13/0	1988	
Johnson, Stan	NT	72	Tennessee State	10/0	1978	
Johnson, Stone	RB	33	Grambling State	0/0	1963	
Johnson, Tervaris	RB	38	Miami (Fla.)	0/0	2010	
Johnston, Brian	DE	97	Gardner-Webb	9/0	2008	
Jolly, Ken	LB	52	Mid-America Nazarene	32/12	1984-85	1985
Jones, Adrian	G	73	Kansas	11/10	2007-08	2008
Jones, Bill	RB	43	Southwest Texas State	38/25	1990-92	1990-92
Jones, Cam	LB	44	Indiana	17/1	2023	
Jones, Chris	DT	95	Mississippi State	123/102	2016-23	2016, 2018-23
Jones, Dominique	TE	46	Shepherd	2/0	2013	
Jones, Doug	DB	32	Cal State - Northridge	18/0	1973-74	
Jones, Edgar	LB	99	Southeast Missouri	16/0	2012	
Jones, E.J.	RB	48	Kansas	5/0	1985	
Jones, Fred	LB	96	Florida State	27/2	1987	
Jones, Fred	WR	80	Grambling State	41/5	1990-93	
Jones, Fred	LB	53	Colorado	2/0	2003-04	
Jones, Hassan	WR	81	Florida State	8/0	1993	
Jones, Nic	CB	31	Ball State	9/0	2023	
Jones, Reggie	WR	9, 11	Louisiana State	0/0	1997, 2001	
Jones, Rod	TE	81	Washington	5/1	1987-88	
Jones, Ronald	RB	2	Southern California	6/0	2022	
Jones, Thomas	RB	20	Virginia	32/18	2010-11	2010-11
Jones, Victor	RB	46	Louisiana State	1/0	1994	
Jones, Willie	T	73, 75	Grambling State	18/0	2000-02	

Player	Pos.	Jersey(s) Worn	College	GP/GS	Year(s) Played	Year(s) Started
Jordan, Akeem	LB	55	James Madison	16/10	2013	2013
Jozwiak, Brian	G	73	West Virginia	28/2	1986-88	
Julien, Jarmar	RB	27	San Jose State	2/0	2002	
Junkin, Mike	LB	93	Duke	5/0	1989	

K

Kaindoh, Joshua	DE	59	Florida State	3/0	2021-22	
Kaiser, Jason	CB	24	Culver-Stockton	1/0	1998	
Karlaffis, George	DE	56	Purdue	34/34	2022-23	2022-23
Kauahi, Kani	C	65	Hawaii	16/0	1992	
Kearney, Jim	DB	46	Prairie View	115/112*	1967-75	1968-75
Kearney, Tim	LB	50	Northern Michigan	14/0	1975	
Keating, Tom	DT	74	Michigan	23/16	1974-75	1974
Keel, Mark	TE	80	Arizona	7/1	1987	
Kehl, Bryan	LB	55	Brigham Young	3/0	2012	
Keizer, Nick	TE	48	Grand Valley State	16/3	2020	
Kelce, Travis	TE	87	Cincinnati	160/153	2013-23	2014-23
Kellar, Bill	WR	82	Stanford	5/0	1978	
Kelley, Ed	DB	44	Texas	14/--	1961	
Kelly, Bobby	T	70	New Mexico State	3/--	1967	
Kelly, Colin	OL	59	Oregon State	0/0	2013	
Kemp, Marcus	WR	19, 85	Hawaii	46/0	2017-22	
Kenney, Bill	QB	9	Northern Colorado	106/77	1979-88	1981-87
Kennison, Eddie	WR	87	Louisiana State	91/85	2001-07	2002-07
Kershaw, William	LB	52	Maryland	2/0	2006-07	
Keyes, BoPete	CB	29	Tulane	8/1	2020	
Keyes, Leroy	RB	23	Purdue	3/0	1973	
Kilgore, Daniel	C	67	Appalachian State	7/4	2020	
King, Bruce	RB	46	Purdue	20/7	1985-86	1985
King, David	DT	93	Oklahoma	3/0	2015-16	
Kinnard, Darian	T	75	Kentucky	1/0	2022	
Kinney, Jeff	RB	31	Nebraska	50/11	1972-76	1975
Kirchbaum, Kelly	LB	62	Kentucky	1/0	1980	
Kirchner, Mark	T/G	64	Baylor	5/1	1983	
Klug, Dave	LB	55	Concordia (Minn.)	26/2	1981-83	
Knapp, Lindsay	G/T	65	Notre Dame	2/0	1993-94	
Knight, Sammy	S	29	Southern California	32/32	2005-06	2005-06
Koch, Pete	DE	74	Maryland	38/0	1985-87	1986-87
Koss, Stein	TE	80	Arizona State	2/2	1987	
Kpassagnon, Tanoh	DE	92	Villanova	61/24	2017-20	2019-20
Kragen, Greg	DT	71	Utah State	16/2	1994	
Kratzer, Dan	WR	27	Missouri Valley College	1/0	1973	
Kremer, Ken	NT	91	Ball State	87/23	1979-84	1981-82
Krieg, Dave	QB	17	Milton	28/21	1992-93	1992
Krisher, Bill	G	64	Oklahoma	27/--	1960-61	1960-61
Kubik, Brad	G	67	Missouri State	0/0	1998-99	
Kush, Eric	C	64	California (Pa.)	3/1	2013-14	

L

LaChapelle, Sean	WR	18	UCLA	12/8	1996	1996
Lacy, Ken	RB	40	Tulsa	20/5	1984-85, 1987	
Ladd, Ernie	DT	99	Grambling State	24/2*	1967-68	
LaGrand, Morris	RB	45	Tampa	11/0	1975	
Lammons, Chris	CB	26, 29, 45	South Carolina	30/0	2020-22	
Lampkin, Ashton	CB	6	Oklahoma State	0/0	2017	
Lane, Garcia	CB	48	Ohio State	17/1	1985, 1987	
Lane, MacArthur	RB	42	Utah State	42/27	1975-78	1975-76
Lane, Skip	CB/S	26	Mississippi	1/0	1984	
Langford, Reshard	S	48	Vanderbilt	17/2	2009-11	
Lanier, Willie	LB	63	Morgan State	149/122*	1967-77	1968-77
Larpenster, Carl	G	67	Texas	2/--	1962	
Lathrop, Kit	DE	70	Arizona State	16/0	1986	
Law, Ty	CB	24	Michigan	32/32	2006-07	2006-07
Lawrence, Quinten	WR	14	McNeese State	6/1	2009-10	
Lee, Darron	LB	50	Ohio State	16/2	2019	
Lee, Elijah	LB	44	Kansas State	5/0	2022	
Lee, Jacky	QB	15	Cincinnati	14/2	1967-69	
Lee, Willie	DT	78	Bethune-Cookman	28/13	1976-77	1977
Leffew, Travis	T	60	Louisville	0/0	2007	
Leggett, Maurice	CB/S	31	Valdosta State	22/4	2008-10	
Lewis, Albert	CB	29	Grambling State	150/128	1983-93	1984-93
Lewis, Garry	CB	21	Alcorn State	1/0	1993	
Lewis, Kendrick	S	23	Mississippi	53/50	2010-13	2010-13
Lewis, Tahaun	CB	21	Nebraska	9/0	1992	
Liggett, Bob	DT	62	Nebraska	7/1	1970	

Player	Pos.	Jersey(s) Worn	College	GP/GS	Year(s) Played	Year(s) Started
Lilja, Ryan	G	65	Kansas State	45/45	2010-12	2010-12
Lindstrom, Chris	DE	60	Boston University	3/3	1987	
Lindstrom, Dave	DE	71	Boston University	118/28	1978-85	1980, '82
Linkenbach, Jeff	OL	74	Cincinnati	16/3	2014	
Lingner, Adam	C	51, 62	Illinois	76/1	1983-86, 1988	
Little, Dave	TE	84	Middle Tennessee State	10/1	1984	
Livingston, Mike	QB	10	SMU	91/74	1968-79	1969, 1973-78
Lloyd, Jeff	NT	74	West Texas State	16/4	1978	
Logan, Bennie	DT	96	Louisiana State	15/12	2017	2017
Lockett, Kevin	WR	81	Kansas State	54/6	1997-00	
Lohmeyer, John	DE	87	Emporia State	41/15	1973, 1975-77	
Lokey, Derek	DT	69	Texas	3/0	2008-09	
Long, Khari	DE	95	Baylor	1/0	2005	
Long, Kyle	OL	69	Oregon	0/0	2021	
Long, Lance	WR	17	Mississippi State	7/1	2009	
Longmire, Sam	DB	15	Purdue	5/0*	1967-68	
Lothamer, Ed	DT	82	Michigan State	88/12*	1964-69, 1971-72	1965-68
Love, Kyle	DT	99	Mississippi State	1/0	2013	
Loveall, Calvin	CB	38	Idaho	4/0	1988	
Lovett, John	FB	40	Princeton	0/0	2019	
Lowe, Paul	RB	26	Oregon State	8/0	1968-69	
Lowery, Nick	K	8	Dartmouth	212/0	1980-93	1980-93**
Lucas, Jordan	S	24	Penn State	30/4	2018-19	
Lutz, David	G/T	72	Georgia Tech	139/123	1983-92	1983-87, 1989-92
Lynch, Jim	LB	51	Notre Dame	151/137*	1967-77	1968-77

M

Maas, Bill	NT/DE	63	Pittsburgh	116/111	1984-92	1984-91
Mack, Cedric	CB	40	Baylor	1/0	1992	
Macklin, David	CB	34	Penn State	4/0	2008	
Maclin, Jeremy	WR	19	Missouri	27/27	2015-16	2015-16
Maczuzak, John	DT	72	Pittsburgh	1/--	1964	
Maddox, Bob	DE	75	Frostburg State	14/12	1975-76	
Magee, Alex	DE	71	Purdue	17/1	2009-10	
Mahomes, Patrick	QB	15	Texas Tech	96/96	2017-23	2018-23
Malone, Darrell	CB	42	Jacksonville State	4/0	1992	
Mandley, Pete	WR	89	Northern Arizona	18/14	1989-90	1989
Maneri, Steve	T/TE	68, 87	Temple	19/9	2011-12	2012
Mangiero, Dino	NT	74	Rutgers	47/12	1980-83	1983
Manuel, Sean	TE	95	New Mexico State	0/0	1998	
Manumaleuga, Frank	LB	54	San Jose State	35/29	1979-81	1979-80
Manusky, Greg	LB	51	Colgate	96/6	1994-99	
March-Lillard, Justin	LB	59	Akron	5/5	2015-16	
Marsalis, Jim	CB	40	Tennessee State	78/62	1969-75	1969-72
Marshall, Henry	WR	89	Missouri	165/135	1976-87	1976-86
Marshall, Larry	DB	22	Maryland	23/0	1972-73, 1978	
Martin, Chris	LB	57	Auburn	68/59	1988-92	1989-92
Martin, Dave	LB	58	Notre Dame	2/0	1968	
Martin, Don	CB	47	Yale	14/3	1975	
Martin, Eric	WR	85	Louisiana State	10/1	1994	
Martin, Ingle	QB	15	Furman	0/0	2008	
Martin, Josh	LB/DE	95	Columbia (N.Y.)	19/1	2013-14	
Martin, Steve	DT	90	Missouri	16/0	2000	
Marts, Lonnie	LB	51	Tulane	47/20	1991-93	1993
Maslowski, Mike	LB	57	Wisconsin - La Crosse	65/31	1999-04	2000, 2002-03
Masters, Billy	TE	84	Louisiana State	24/23	1975-76	1975-76
Mathieu, Tyrann	S	32	Louisiana State	47/47	2019-21	2019-21
Matthews, Steve	QB	15	Memphis	0/0	1994-96	
Mattison, Bryan	C	64	Iowa	4/0	2012	
Matuszak, John	DT	79	Tampa	22/20	1974-75	1975
Mauga, Josh	LB	90	Nevada	30/30	2014-16	2014-15
Maxey, Marcus	CB	45	Miami (Fla.)	1/0	2006	
Mays, Corey	LB	51	Notre Dame	30/13	2009-10	2009
Mays, Jerry	DT/DE	75	SMU	140/42*	1961-70	1962-70
Mays, Joe	LB	53	North Dakota State	8/3	2014	
McAlister, Ken	LB	94	San Francisco	19/11	1984-87	1984
McBride, Turk	DE/LB	90	Tennessee	25/10	2007-09	2008
McCabe, Jerry	LB	92	Holy Cross	3/1	1988	
McCann, Jim	P	5	Arizona State	3/0	1975	
McCarthy, Kyle	DB	41	Notre Dame	0/0	2012	
McCarty, Mickey	TE	81	TCU	3/0	1969	
McClain, Le'Ron	FB	44	Alabama	16/10	2011	2011
McClain, Terrell	DT	69	South Florida	2/0	2019	
McCleary, Norris	DT	71, 75	East Carolina	13/0	2000-01	
McClellion, Central	CB	22	Ohio State	0/0	2002	
McCleon, Dexter	CB	22	Clemson	40/27	2003-05	2003-04

Player	Pos.	Jersey(s) Worn	College	GP/GS	Year(s) Played	Year(s) Started
McClinton, Curtis	RB	32	Kansas	107/1*	1962-69	1962-67
McCluster, Dexter	WR	22	Mississippi	48/22	2010-13	
McCoy, LeSean	RB	25	Pittsburgh	13/9	2019	2019
McCray, Kelcie	S	24	Arkansas State	16/0	2014	
McDaniels, Pellom	DE	77	Oregon State	74/14	1993-98	
McDougald, Bradley	S	48	Kansas	1/0	2013	
McDuffie, Trent	CB	21, 22	Washington	27/27	2022-23	2022-23
McElroy, Reggie	T	70	West Texas State	8/1	1993	
McGlockton, Chester	DT	75	Clemson	41/40	1998-00	1998-00
McGlynn, Mike	G	75	Pittsburgh	14/13	2014	2014
McGovern, Rob	LB	50	Holy Cross	27/0	1989-90	
McGrath, Sean	TE	84	Henderson State	16/11	2013	2013
McGraw, Jon	S	47	Kansas State	65/23	2007-11	2009, 2011
McIntosh, Damion	T	77	Kansas State	31/31	2007-08	2007-08
McKenzie, Kahlil	G	66	Tennessee	0/0	2018	
McKinney, Odis	S	21	Colorado	5/1	1985	
McKinnon, Jerick	RB	1	Georgia Southern	42/0	2021-23	
McKnight, Joe	RB	22	Southern California	2/0	2014	
McKnight, Ted	RB	22	Minnesota - Duluth	65/49	1977-81	1978-80
McLean, Ron	NT	62	Cal State - Fullerton	6/0	1988	
McManus, Danny	QB	14	Florida State	1/0	1988	
McMillan, Erik	S	24	Missouri	1/0	1993	
McMillian, Mark	CB	29	Alabama	32/12	1997-98	1998
McNair, Todd	RB	48	Temple	90/8	1989-93, 1996	
McNeil, Pat	RB	45	Baylor	13/0	1976-77	
McQuay, Leon	S	34	Southern California	1/1	2017-18	
McRae, Jerrold	WR	83	Tennessee State	4/0	1978	
McVea, Warren	RB	6	Houston	44/5	1969-73	
Medlock, Justin	K	7	UCLA	1/0	2007	
Meisner, Greg	DE	69	Pittsburgh	28/0	1989-90	
Menzie, De'Quan	DB	49	Alabama	0/0	2012	
Mercer, Mike	K	15	Northern Arizona	10/0	1966	1966**
Merritt, Michael	TE	45	Central Florida	0/0	2008	
Merz, Curt	G/DE	64	Iowa	92/1*	1962-68	1962-67
Meyers, Jerry	DE	79	Northern Illinois	2/0	1980	
Mickell, Darren	DE	92	Florida	45/19	1992-95	1994-95
Millard, Trey	FB	40	Oklahoma	0/0	2016	
Miller, Bill	E	82	Miami (Fla.)	14/--	1962	
Miller, Cleophus	RB	30	Arkansas - Pine Bluff	20/13	1974-75	
Miller, Gabe	LB	51	Oregon State	0/0	2011	
Miller, Paul	DE	86	Louisiana State	28/--	1960-61	1960-61
Miller, Roy	DT	98	Texas	7/0	2017	
Milo, Ray	S	27	New Mexico State	1/0	1978	
Mims, David	OL	70	Virginia Union	0/0	2011	
Mincy, Charles	S	42	Washington	48/27	1991-94	1992
Minnis, Marvin	WR	81	Florida State	15/11	2001-02	2001
Mitchell, Kawika	LB	50	South Florida	59/50	2003-06	2003-06
Mitchell, Terrance	CB	39	Oregon	22/11	2016-17	2017
Mitchell, Willie	DB	22	Tennessee State	87/9*	1964-71	1965-68
Moeaki, Tony	TE	81	Iowa	30/29	2010-13	2010, 2012
Montagne, Dave	WR	87	Oregon State	3/2	1987	
Montana, Joe	QB	19	Notre Dame	25/25	1993-94	1993-94
Moon, Warren	QB	1	Washington	3/1	1999-00	
Moore, Matt	QB	8	Oregon State	6/2	2019-20	
Moore, Skyy	WR	24	Western Michigan	30/11	2022-23	
Moore, Sio	LB	54	Connecticut	1/0	2016	
Moorman, Mo	G	76	Texas A&M	72/69	1968-73	1968-72
Moreau, Frank	RB	46	Louisville	11/0	2000	2000
Morgado, Arnold	RB	21	Hawaii	52/14	1977-80	1978
Morgan, DaJuan	S	38	North Carolina State	28/2	2008-09	
Moriarty, Larry	RB	32	Notre Dame	31/8	1986-88	
Morris, Bam	RB	39	Texas Tech	22/14	1998-99	1999
Morris, Donnie Joe	RB	22	North Texas	3/0	1974	
Morris, Michael	C	68	Truman State	5/0	1989	
Morris, Sylvester	WR	84	Jackson State	15/14	2000-03	2000
Morris, Wanya	OL	64	Oklahoma	14/4	2023	
Morse, Mitch	C	61	Missouri	49/49	2015-18	2015-18
Morton, Johnnie	WR	80	Southern California	43/42	2002-04	2002-04
Moser, Rick	RB	39	Rhode Island	1/0	1981	
Moses, Dezman	LB	54	Tulane	29/0	2013-16	
Moten, Gary	LB	53	SMU	1/0	1987	
Mumphrey, Lloyd	DE	91	Mississippi Valley State	3/2	1987	
Munyer, Daniel	OL	64	Colorado	1/0	2015	
Murphy, James	WR	80	Utah State	10/0	1981	
Murphy, Montez	DE	72	Baylor	1/0	2006	
Murphy, Nick	P	4	Arizona State	2/0	2004	
Murphy, Yo	WR	17	Idaho	0/0	2002	

Player	Pos.	Jersey(s) Worn	College	GP/GS	Year(s) Played	Year(s) Started
Murray, Aaron	QB	7	Georgia	0/0	2014-15	
Murray, Eddie	K	2	Tulane	1/0	1992	
Murray, Eric	DB	21	Minnesota	45/11	2016-18	2017-18
Murray, Jimmy	C	67	Holy Cross	2/0	2018	

N

Napier, Walter (Buffalo)	DT	76	Paul Quinn	20/--	1960-61	1960
Nash, Kenny	WR	85	San Jose State	1/0	1987	
Ndukwe, Ikechuku	G/T	60	Northwestern	12/3	2009	
Nelson, Mark	T	70	Bowling Green	1/0	1987	
Nelson, Steven	CB	20	Oregon State	52/37	2015-18	2016-18
Nelson, Teddy	CB	49	UNLV	3/3	1987	
Newsome, Jamar	WR	84	Central Florida	6/2	2012	
Newson, Tony	LB	66, 97	Utah State	4/0	2002	
Newton, Tim	DT	96	Florida	16/0	1993-94	
Niang, Lucas	T	67, 77	TCU	33/9	2021-23	2021
Nicholson, Jim	T	70	Michigan State	72/62	1974-79	1974-77, 1979
Nicolas, Dadi	LB	52	Virginia Tech	11/0	2016-17	
Niemann, Ben	LB	56	Iowa	62/12	2018-21	
Niswanger, Rudy	C	64	Louisiana State	56/31	2006-10	2008-09
Nix, Doyle	DB	25	SMU	11/--	1961	
Nnadi, Derrick	DT	91	Florida State	98/86	2018-23	2018-23
Nott, Mike	QB	7	Santa Clara	1/0	1976	
Nottage, Dexter	DE	94	Florida A&M	1/0	1997	
Novak, Nick	K	9	Maryland	6/0	2008	
Nunez-Roches, Rakeem	DL	99	Southern Mississippi	29/16	2015-17	2017
Nunnery, R.B.	DT	68	Louisiana State	6/--	1960	

O

Oates, Brad	T	72	Brigham Young	1/0	1980-81	
O'Callaghan, Ryan	T	75	California	25/13	2009-11	2009
O'Connell, Jake	TE	85	Miami (Ohio)	35/8	2009-12	
Ochi, Victor	LB	54	Stony Brook	0/0	2016	
O'Daniel, Dorian	LB	44	Clemson	58/1	2018-21	
Odom, Ricky	S	38	Southern California	8/0	1978	
Ogbah, Emmanuel	DE	90	Oklahoma State	10/4	2019	
Okafor, Alex	DE	57, 97	Texas	38/9	2019-21	2019
Okoye, Christian	RB	35	Azusa Pacific	79/65	1987-92	1987-91
Oladokun, Chris	QB	13	South Dakota State	0/0	2023	
Olderman, Bob	G	64	Virginia	16/14	1985	1985
Olenchalk, John	C/LB	63	Stanford	10/0	1981-82	
Oliver, Muhammed	CB	26	Oregon	2/0	1993	
Olsen, Orrin	C/G	52	Brigham Young	14/0	1976	
Omameh, Patrick	G	60	Michigan	1/1	2020	
Omenihu, Charles	DE	90	Texas	11/1	2023	
O'Neal, Andre	LB	52	Marshall	13/0	2000-01	
O'Neal, Leslie	DE	91	Oklahoma State	32/23	1998-99	1998-99
Orchard, Nate	LB	54	Utah	1/0	2018	
Oriard, Mike	C	50	Notre Dame	42/1	1970-73	
Orton, Kyle	QB	8	Purdue	4/3	2011	
O'Shaughnessy, James	TE	80	Illinois State	23/6	2015-16	
Osemele, Kelechi	G	70	Iowa State	5/5	2020	2020
Osiecki, Sandy	QB	11	Arizona State	4/0	1984	
Osley, Willie	DB	47	Illinois	3/0	1974	
Otis, Jim	RB	35	Ohio State	23/0	1971-72	
Owens, Chris	CB	20	San Jose State	11/3	2014	
Owens, Ritchie	DE	97	Lehigh	24/1	2001-02	

P

Pacheco, Isiah	RB	10	Rutgers	31/24	2022-23	2022-23
Page, Jarrad	S	44	UCLA	53/39	2006-09	2007-08
Paige, Stephone	WR	83	Fresno State	125/81	1983-91	1985-90
Paine, Jeff	LB	95	Texas A&M	26/8	1984-85	
Palewicz, Al	LB	57	Miami (Fla.)	36/0	1973-75	
Palko, Tyler	QB	4	Pittsburgh	8/4	2010-11	
Palmer, Gery	G	73	Kansas	2/2	1975	
Palmer, Paul	RB	26	Temple	27/12	1987-88	1988
Parker, Anthony	CB	41	Arizona State	2/0	1991	
Parker, Brian	TE	82	Albany	9/0	2015	
Parker, Glenn	G/T	62	Arizona	42/41	1997-99	1997-99
Parker, Kerry	CB	44	Grambling State	15/0	1984	
Parker, Larry	WR	80	Southern California	38/4	1999-01	
Parker, Robert	RB	43	Brigham Young	3/2	1987	
Parker, Ron	DB	38	Newberry	94/77	2013-18	2014-18

Player	Pos.	Jersey(s) Worn	College	GP/GS	Year(s) Played	Year(s) Started
Parker, Samie	WR	18	Oregon	47/31	2004-07	2005-07
Parks, Nate	T	72	Stanford	1/0	1997	
Parrish, Don	NT	61	Pittsburgh	71/51	1978-82	1978-81
Parquet, Jeremy	T	72	Southern Mississippi	0/0	2005	
Parten, Ty	DT	91, 97	Arizona	36/6	1997-00	
Patterson, Dimitri	CB	22	Tuskegee	20/0	2007-08	
Patton, Marvcus	LB	53	UCLA	64/61	1999-02	1999-02
Paul, Whitney	DE/LB	53	Colorado	87/71	1976-81, 1986	1976-80
Payton, Eddie	KR	34	Jackson State	14/0	1978	
Pearson, Aaron	LB	96	Mississippi State	43/19	1986-88	1987-88
Pearson, Barry	WR	85	Northwestern	36/19	1974-76	1975
Pearson, Jayice	CB	24	Washington	90/27	1986-92	1991
Peay, Francis	T	75	Missouri	19/10	1973-74	1973
Pelluer, Steve	QB	11	Washington	18/3	1989-91	
Penn, Chris	WR	81	Tulsa	26/16	1994-96	1996
Pennel, Mike	DT	64, 69	Colorado State - Pueblo	25/1	2019-20, 2023	
Pennington, Durwood	K	1	Georgia	3/0	1962	
Perez, Joe	WR	12	Murray State	0/0	2000	
Perkins, Horace	CB	20	Colorado	16/0	1979	
Perine, La'Mical	RB	29	Florida	5/1	2023	
Perriman, Brett	WR	85	Miami (Fla.)	5/4	1997	
Perry, Ed	TE	48	James Madison	6/0	2005	
Perry, Michael Dean	DT	95	Clemson	1/0	1997	
Person, Mike	OL	68	Montana State	0/0	2016	
Peters, Marcus	CB	22	Washington	45/45	2015-17	2015-17
Peterson, Bill	LB	55	San Jose State	14/9	1975	1975
Peterson, Cal	LB	50	UCLA	43/14	1979-81	
Peterson, Todd	K	2	Georgia	27/0	2000-01	2000-01**
Petry, Stan	CB	45	TCU	34/1	1989-91	
Phillips, Joe	DT	75	SMU	91/89	1992-97	1992-97
Pickens, Bruce	CB	39	Nebraska	3/0	1993	
Pierre-Louis, Kevin	LB	57	Boston College	14/0	2017	
Pietrzak, Jim	C	62	Eastern Michigan	2/0	1987	
Pile, Willie	S	35	Virginia Tech	16/5	2004	
Pimentel, Mickey	LB	52	California	0/0	2007	
Pippens, Woodie	RB	41	Thiel College	2/0	1987	
Piscitelli, Sabby	S	42	Oregon State	16/2	2011	
Pitoitua, Ropati	DE	75	Washington State	15/10	2012	2012
Pitts, Frank	WR	25	Southern	74/33*	1965-71	1968-70
Ply, Bobby	DB	14	Baylor	73/--	1962-67	
Podolak, Ed	RB	14	Iowa	104/66	1969-77	1970-74, 1976-77
Poe, Dontari	NT	92	Memphis	78/76	2012-16	2012-16
Pollard, Bernard	S	49	Purdue	48/31	2006-08	2007-08
Pope, Daniel	P	13	Alabama	16/0	1999	1999**
Pope, Leonard	TE	45	Georgia	45/24	2009-11	2009, 2011
Popson, Ted	TE	48	Portland State	25/13	1997-98	1997
Porter, Kevin	S	27	Auburn	76/53	1988-92	1988-91
Porter, Lewis	E	26	Southern	5/1	1970	
Potter, Steve	LB	58	Virginia	16/1	1983	
Powe, Jerrell	NT	95, 99	Mississippi	11/1	2011-13	
Powell, Cornell	WR	14	Clemson	3/0	2022	
Powers, Clyde	S	29	Oklahoma	1/0	1978	
Prater, Dean	DE	79	Oklahoma State	18/1	1982-83	
Price, Maurice	WR	17	Charleston Southern	0/0	2007-08	
Price, Ricky	S	35	Oklahoma State	9/0	2009-10	
Pricer, Bill	RB	33	Oklahoma	6/0	1961	
Prince, Deneric	RB	34	Tulsa	2/0	2023	
Pringle, Byron	WR	13	Kansas State	46/8	2019-21	
Printers, Casey	QB	7	Florida A&M	0/0	2006	
Proby, Bryan	DT	67	Arizona State	3/0	1995	
Prudhomme, Remi	G	65	Louisiana State	28/0	1968-69	
Pruitt, Mike	RB	43	Purdue	25/23	1985-86	1985-86
Pughsley, Jarrod	OL	60	Akron	2/0	2015	
Pupunu, Alfred	TE	85	Weber State	1/0	1997	

Q

Quinn, Brady	QB	9	Notre Dame	10/8	2012	2012
Quinn, Jonathan	QB	12	Middle Tennessee State	1/0	2002-03	

R

Radecic, Scott	LB	97	Penn State	48/31	1984-86	1985-86
Ragland, Reggie	LB	59	Alabama	42/32	2017-19	2017-18
Randle, Ervin	LB	55	Baylor	20/6	1991-92	1992
Ranglin, Rich	OL	67	Central Connecticut St.	0/0	2012	
Rankin, Martinas	T	74	Mississippi State	7/6	2019-20	

Player	Pos.	Jersey(s) Worn	College	GP/GS	Year(s) Played	Year(s) Started
Ransom, Derrick	DT	95	Cincinnati	56/26	1998-02	2001-02
Rasley, Rocky	G	66	Oregon State	11/8	1975	1975
Rayner, Dave	K	6	Michigan State	10/0	2007	2007**
Reamon, Tommy	RB	21	Missouri	11/4	1976	1976
Reardon, Kerry	CB	15	Iowa	58/26	1971-76	1975-76
Reaser, Keith	CB	20, 40	Florida Atlantic	1/0	2017, 2019	
Rebstock, Pete	WR	6	Colorado State	0/0	2002	
Reed, James	DT	92	Iowa State	19/15	2006-07	2006
Reed, Jarran	DT	90	Alabama	17/17	2021	2021
Reed, Tony	RB	32	Colorado	56/42	1977-80	1977-80
Reese, Allen	DT	97	Kansas State	2/0	2003	
Reese, Jerry	S	31	Oklahoma	21/7	1979-80	1979
Reeves, Jacques	CB	35	Purdue	2/1	2012	
Reid, Jah	OL	75	Central Florida	22/11	2015-16	2015
Reid, Justin	S	20	Stanford	33/33	2022-23	2022-23
Reiter, Austin	C	61, 62	South Florida	42/32	2018-20, 2022	2019-20
Remmers, Mike	T	75	Oregon State	17/12	2020-21	2020
Revis, Darrelle	CB	24	Pittsburgh	5/2	2017	
Reyes, Kendall	DL	98	Connecticut	10/0	2016	
Reynolds, Al	G	60	Tarkio	98/--	1960-67	1962-64
Rice, Andrew	DT	58	Texas Southern	18/--	1966-67	1966
Rice, Rashee	WR	4	SMU	16/8	2023	2023
Richardson, Barry	T	67	Clemson	48/33	2008-11	2010-11
Richardson, Gloster	WR	30	Jackson State	51/28*	1967-70	1967-69
Richardson, Mike	CB	23, 30	Notre Dame	11/1	2009-10	
Richardson, Tony	FB	49	Auburn	163/96	1995-05	1999-05
Ricketts, Tom	G	64	Pittsburgh	3/0	1993	
Ricks, Lawrence	RB	42	Michigan	17/0	1983-84	
Ricks, Mikhael	WR/TE	85	Stephen F. Austin	17/0	2000-01	
Riley, Victor	T	66	Auburn	55/52	1998-01	1998-00
Rison, Andre	WR	89	Michigan State	45/43	1997-99	1997-99
Roaf, Willie	T	77	Louisiana Tech	58/58	2002-05	2002-05
Roberts, Alfredo	TE	87	Miami (Fla.)	48/22	1988-90	1988, 1990
Robinson, Demarcus	WR	11, 14	Florida	97/41	2016-21	2017, 2019-21
Robinson, Dunta	CB	21	South Carolina	8/2	2013	
Robinson, Johnny	S/HB	42	Louisiana State	164/56*	1960-71	1960-71
Robinson, Kevin	WR	14	Utah State	8/0	2008	
Robinson, Mark	S	30	Penn State	48/7	1984-87	
Roche, Brian	TE	85	San Jose State	4/1	1998	
Rochester, Paul	DT	72	Michigan State	48/--	1960-63	1961-63
Rogers, Justin	LB	55	SMU	1/0	2009	
Rogers, Steve	T	77	Brigham Young	3/0	1987	
Rogers, Tracy	LB	52	Fresno State	75/19	1990-96	1993
Rome, Stan	WR	87	Clemson	42/4	1979-82	
Romeo, Tony	E	80	Florida State	14/--	1961	
Roquemore, Durwood	CB	38	Texas A&M - Kingsville	24/3	1982-83	
Rosdahl, Hatch	DE	76	Penn State	28/--	1964-66	
Rose, Donovan	CB	27	Hampton	7/0	1980	
Ross, Derrick	RB	39	Tarleton State	7/0	2006	
Ross, Justyn	WR	8	Clemson	10/1	2022-23	
Ross, Kevin	CB	31	Temple	156/144	1984-93, 1997	1984-93
Ross, Louis	DE	75	South Carolina State	1/0	1975	
Rourke, Jim	G	70	Boston College	64/20	1980-84, 1986	1980, 1984
Routt, Stanford	CB	26	Houston	7/7	2012	
Rozumek, Dave	LB	55	New Hampshire	45/16	1976-79	1978
Rucker, Keith	DT	96	Ohio Wesleyan	0/0	1997	
Rucker, Martin	TE	82, 83	Missouri	0/0	2012	
Rudnay, Jack	C	58	Northwestern	178/171	1970-82	1970-82
Rush, Bob	C	53	Memphis	47/47	1983-85	1983-85
Ryan, Sean	TE	89	Boston College	10/8	2009	

S

Sadowski, Troy	TE	87	Georgia	14/1	1991	
Saleaumua, Dan	DT	97	Arizona State	125/117	1989-96	1989-96
Sally, Jerome	NT	70	Missouri	3/2	1988	
Sampson, Kevin	T	79	Syracuse	16/7	2004-06	
Samuels, Tony	TE	86	Bethune-Cookman	50/19	1977-80	1979
Sams, B.J.	KR	30	McNeese State	3/0	2008	
Sanders, Clarence	LB	50	Cincinnati	16/1	1978	
Sandidge, Tim	DT	73	Virginia Tech	0/0	2006	
Sands, Terdell	DT	91	UT - Chattanooga	0/0	2001	
Sankey, Bishop	RB	30	Washington	0/0	2016	
Santos, Cairo	K	5	Tulane	53/0	2014-17	2014-16**
Sapp, Benny	CB	20	Northern Iowa	56/6	2004-07	
Savage, Dantrell	RB	29	Oklahoma State	13/0	2008-09	
Saxon, James	RB	21, 45	San Jose State	54/6	1988-91	

Player	Pos.	Jersey(s) Worn	College	GP/GS	Year(s) Played	Year(s) Started
Sauerbrun, Todd	P	5	West Virginia	16/0	2000	2000**
Saunders, Khalen	DT	99	Western Illinois	38/5	2019-22	
Saxton, James	HB	10	Texas	13/--	1962	
Scandrick, Orlando	CB	22	Boise State	15/7	2018	2018
Scanlon, Rich	LB	55, 91	Syracuse	31/0	2004-06	
Schwartz, Geoff	G/T	74	Oregon	16/7	2013	2013
Schwartz, Mitchell	T	71	California	134/134	2016-20	2016-20
Scott, Todd	S	47	Southwestern Louisiana	10/0	1997	
Scott, Willie	TE	81	South Carolina	72/36	1981-85	1983-84
Seals, George	DT	67	Missouri	24/2	1972-73	
Seals-Jones, Ricky	TE	83	Texas A&M	2/0	2020	
Sellers, Goldie	DB	20	Grambling State	28/6	1968-69	
Senat, Greg	T	70	Wagner	0/0	2019	
Sensibaugh, Mike	S	20	Ohio State	63/55	1971-75	1972-75
Seurer, Frank	QB	10	Kansas	9/2	1986-87	
Sharpe, Montique	DT	61	Wake Forest	5/0	2003	
Shaw, Dennis	QB	12	San Diego State	1/0	1978	
Shaw, Josh	S	30	Southern California	4/0	2018	
Sheffield, Cameron	LB	55	Troy	18/1	2010-12	
Shehee, Rashaan	RB	22	Washington	25/5	1998-99	
Shelton, Danny	NT	71	Washington	1/0	2022	
Sherman, Anthony	FB	42	Connecticut	125/24	2013-20	2013
Shields, Billy	T	70	Georgia Tech	2/0	1985	
Shields, Will	G	68	Nebraska	224/223	1993-06	1993-06
Shorthose, George	WR	80	Missouri	3/0	1985	
Shurmur, Kyle	QB	9	Vanderbilt	0/0	2019	
Siavii, Junior	DT	94	Oregon	26/0	2004-05	
Siglar, Ricky	T	66, 72	San Jose State	68/50	1993-96, 1998	1993-96
Siler, Brandon	LB	52	Florida	16/4	2011-12	
Simien, Tracy	LB	54	TCU	99/84	1991-97	1991-96
Simmons, Bob	G	73	Texas	88/70	1977-83	1977-80, 1983
Simmons, Wayne	LB	56	Clemson	20/18	1997-98	1997-98
Simoneau, Mark	LB	99	Kansas State	1/0	2010	
Simons, Keith	DT	72	Minnesota	20/12	1976-77	1976-77
Sims, Ryan	DT	90	North Carolina	59/36	2002-06	2003-04
Sims, Tom	NT	95	Pittsburgh	26/0	1991-92, 1996	
Sippio, Bobby	WR	83	Western Kentucky	9/0	2007	
Slaughter, Webster	WR	85, 88	San Diego State	16/7	1995	1995
Smith, Alex	QB	11	Utah	76/76	2013-17	2013-17
Smith, Blane	S	27	SMU	3/1	1987	
Smith, Chris	RB	47	Notre Dame	4/3	1986-87	
Smith, Dave	WR	70	Indiana (Pa.)	2/1	1973	
Smith, Donovan	LT	79	Penn State	12/12	2023	2023
Smith, Emmanuel	LB	43	Vanderbilt	1/0	2020	
Smith, Fletcher	DB	17	Tennessee State	24/--	1966-67	
Smith, Franky	T	72	Alabama A&M	4/2	1980	
Smith, Jeff	RB	42	Nebraska	28/1	1985-86	
Smith, Jeff	C/G	65	Tennessee	30/5	1996-99	
Smith, J.J.	RB	22	Kansas State	0/0	1995-96	
Smith, J.T.	WR	86	North Texas	83/48	1978-84	1979-81
Smith, Kenny	DT	90	Alabama	6/0	2009	
Smith, Khreem	DE	72	Oklahoma State	2/0	2007	
Smith, Kolby	RB	21	Louisville	27/9	2007-09	2007
Smith, Lucious	CB	23	Cal State - Fullerton	16/13	1983	1983
Smith, Michael	WR	83	Kansas State	2/0	1992	
Smith, Neil	DE	90	Nebraska	138/127	1988-96	1988-96
Smith, Noland	WR	1, 46	Tennessee State	32/0*	1967-69	
Smith, Richard	WR	17	Arkansas	4/0	2004	
Smith, Sean	CB	21, 27	Utah	45/44	2013-15	2013-15
Smith, Shaun	DT	90	South Carolina	16/10	2010, 2012	2010
Smith, Sid	T	70	Southern California	42/1	1970-72	
Smith, Terrance	LB	48	Florida State	31/3	2016-18	2016-17
Smith, Tremon	CB	39	Central Arkansas	15/1	2018-19	
Smith, Trey	G	65	Tennessee	50/50	2021-23	2021-23
Smith, Wade	G/T	74	Memphis	31/16	2008-09	2009
Smith-Marsette, Ihmir	WR	82	Iowa	2/0	2022	
Smith-Schuster, JuJu	WR	9	Southern California	16/14	2022	2022
Sneed, L'Jarius	CB	38	Louisiana Tech	57/54	2020-23	2021-23
Snipes, Angelo	LB	52	West Georgia	17/8	1987-89	
Snow, Percy	LB	59	Michigan State	30/16	1990-92	1990
Sorensen, Daniel	S	49	Brigham Young	111/41	2014-21	2017, 2020
Spani, Gary	LB	59	Kansas State	124/89	1978-86	1978-85
Spann, Gary	LB	94	TCU	2/1	1987	
Speaks, Breeland	LB	57	Mississippi	16/4	2018-19	
Spears, Marcus	T	70	Northwestern State	79/18	1997-03	2001
Spiller, C.J.	RB	26	Clemson	2/0	2017	
Spikes, Jack	RB/K	30	TCU	51/--	1960-64	1960-61, 1964

Player	Pos.	Jersey(s) Worn	College	GP/GS	Year(s) Played	Year(s) Started
Square, Damion	DE	98	Alabama	0/0	2014	
Stallings, Tre	G	61	Mississippi	1/0	2006-07	
Stallworth, Taylor	DT	90	South Carolina	6/0	2022	
Stams, Frank	LB	55	Notre Dame	1/0	1995	
Stanzi, Ricky	QB	12, 13	Iowa	0/0	2011-12	
Stargell, Tony	CB	45	Tennessee State	8/4	1996	
Staysniak, Joe	G	72	Ohio State	6/0	1992	
Stedman, Troy	LB	94	Washburn	5/0	1988	
Stein, Bob	LB	66	Minnesota	50/2	1969-72	
Steinfeld, Al	C	69	LIU - C.W. Post	7/0	1982	
Stenerud, Jan	K	3	Montana State	186/0	1967-79	1967-79**
Stensrud, Mike	NT/DE	67	Iowa State	13/5	1988	
Stephens, Hal	DE	92	Eastern Carolina	1/0	1985	
Stephens, John	RB	21	Northwestern State	7/0	1993	
Stephens, Santo	LB	53	Temple	16/0	1993	
Stephenson, Donald	T/OL	79	Oklahoma	60/21	2012-15	
Sterns, Jordan	S	40	Oklahoma State	0/0	2017	
Stevens, Matt	QB	1	UCLA	3/2	1987	
Still, Art	DE	67	Kentucky	136/133	1978-87	1978-87
Stills, Gary	LB/DE	55, 56	West Virginia	87/1	1999-05	
Stockemer, Ralph	RB	21	Baylor	2/0	1987	
Stone, Jack	T	70	Oregon	14/--	1960	
Story, Bill	G	62	Southern Illinois	14/2	1975	
Stover, Smokey	LB	35	Louisiana - Monroe	98/--	1960-66	1960-61
Stowers, Tommie	RB	48	Missouri	1/0	1994	
Stoyanovich, Pete	K	10	Indiana	69/0	1996-00	1996-99**
Strada, John	TE	87	William Jewell	11/0	1974	
Stradford, Troy	RB	25	Boston College	10/0	1991	
Stroud, Morris	TE	88	Clark	69/49	1969-74	1970-74
Stryzinski, Dan	P	4	Indiana	32/0	2001-02	2001-02**
Studebaker, Andy	DE/LB	96	Wheaton	70/8	2008-12	
Studdard, Les	C	64	Texas	9/2	1982	
Succop, Ryan	K	6	South Carolina	80/0	2009-13	2009-13**
Suggs, Terrell	DE	94	Arizona State	2/0	2019	
Sullivan, Kent	P	10	California Lutheran	1/0	1992	
Supernaw, Phillip	TE	89	Ouachita Baptist	2/1	2014	
Surtain, Patrick	CB	23	Southern Mississippi	55/49	2005-08	2005-07
Svitek, Will	T	71	Stanford	16/4	2005-07	
Swanson, Pete	G/T	73	Stanford	0/0	1998	
Swink, Jim	HB	23	TCU	5/--	1960	
Swoopes, Patrick	NT	67	Mississippi State	4/0	1991	
Szott, Dave	G	79	Penn State	143/135	1990-00	1990-97, 1999

T

Tait, John	T	76	Brigham Young	75/66	1999-03	2000-03
Talton, Ken	RB	45	Cornell	2/0	1980	
Tamm, Ralph	G	64	West Chester	48/0	1997-99	
Tanney, Alex	QB	4	Monmouth (Ill.)	0/0	2012	
Tate, Willy	TE	80	Oregon	1/0	1998	
Taylor, Herb	T	65, 75	TCU	18/1	2007-08	
Taylor, Jawaan	RT	74	Florida	17/17	2023	2023
Taylor, Jay	CB	27	San Jose State	31/5	1993-95	
Taylor, Kitrick	WR	82	Washington State	16/0	1988	
Taylor, Otis	WR	89	Prairie View	130/69*	1965-75	1966-74
Taylor, Roger	T	76	Oklahoma State	13/0	1981	
Taylor, Steve	S	48	Kansas	14/13	1976	
Terrell, Marvin	G	63	Mississippi	38/--	1960-63	1962-63
Terrell, Steven	S	30	Texas A&M	10/0	2017	
Terry, Chris	T	60	Georgia	18/8	2006-07	2007
Terry, Doug	S	24, 25, 32	Kansas	57/10	1992-95	1993
Thigpen, Tyler	QB	4	Coastal Carolina	16/11	2007-09	2008
Thomas, Bill	RB	43	Boston College	14/0	1974	
Thomas, Cam	DL	93	North Carolina	1/0	2017	
Thomas, Carlton	CB	38	Elizabeth City State	4/2	1987	
Thomas, Charlie	RB	49	Tennessee State	7/0	1975	
Thomas, Chris	WR	87	Cal Poly - San Luis Obispo	10/5	2001	
Thomas, De'Anthony	RB/WR	13, 84	Oregon	61/6	2014-19	
Thomas, Derrick	LB	58	Alabama	169/158	1989-99	1989-99
Thomas, Emmitt	CB	18	Bishop College	181/148*	1966-78	1967-78
Thomas, Gene	FB	45	Florida A&M	28/--	1966-67	
Thomas, Jewerl	RB	31	San Jose State	10/1	1983	
Thomas, Ken	RB	35	San Jose State	14/0	1983	
Thomas, Pat	LB	55	North Carolina State	16/9	2007-08	2008
Thomas, Robb	WR	81	Oregon State	39/25	1989-91	1990-91
Thomas, Todd	C	62	North Dakota	15/0	1981	
Thompson, Arland	G	58	Baylor	3/3	1987	



Player	Pos.	Jersey(s) Worn	College	GP/GS	Year(s) Played	Year(s) Started
Thompson, Bennie	S	46	Grambling State	32/0	1992-93	
Thompson, BJ	DE	53	Stephen F. Austin	1/0	2023	
Thompson, Darwin	RB	34	Utah State	26/1	2019-21	
Thompson, Del	RB	39	UTEP	6/0	1982	
Thompson, Ernie	RB	45	Indiana	16/2	1993	
Thompson, Leroy	RB	44	Penn State	16/0	1995	
Thompson, Tedric	S	24	Colorado	8/0	2020	
Thornbladh, Bob	LB	50	Michigan	14/0	1974	
Thornhill, Juan	S	22	Virginia	65/52	2019-22	2019-22
Thorp, Don	DE	71	Illinois	3/0	1988	
Thorpe, Craponso	WR	12	Florida State	0/0	2005	
Thorpe, Neiko	DB	38	Auburn	9/0	2012	
Threats, Jabbar	DE	65	Michigan State	0/0	2002	
Thuney, Joe	G	62	North Carolina State	49/49	2021-23	2021-23
Tolliver, Billy Joe	QB	8	Texas Tech	3/0	1997	
Toney, Kadarius	WR	19	Florida	20/5	2022-23	
Tongue, Reggie	S	25, 41	Oregon State	63/47	1996-99	1997-99
Toribio, Anthony	DT	98	Carson-Newman	23/0	2010, 2012-13	
Townsend, Johnny	P	8	Florida	1/0	2021	
Townsend, Tommy	P	5	Florida	66/0	2020-23	2020-23**
Trahan, John	WR	83	Southern California	3/3	1987	
Tranquill, Drue	LB	23	Notre Dame	16/8	2023	2023
Travis, Ross	TE	88	Penn State	17/6	2016-17	
Traylor, Keith	DT	94	Central Oklahoma	31/1	1995-96	
Trosch, Gene	DE	74	Miami (Fla.)	27/0*	1967-69	
Truluck, R-Kal	DE	91	SUNY Cortland	20/0	2002-03	
Tucker, Verran	WR	15	California	11/2	2010	
Turley, Kyle	T	74	San Diego State	14/12	2006-07	2006
Tyler, Tank	DT	93	North Carolina State	37/19	2007-09	2008
Tynes, Lawrence	K	1	Troy	48/0	2004-06	2004-06**
Tyrer, Jim	T	77	Ohio State	180/82*	1961-73	1962-73

U

Upshaw, Marvin	DE	81	Trinity	67/60	1970-75	1971-75
Urban, Jerheme	WR	83	Trinity	6/1	2010-11	

V

Valdes-Scantling, Marquez	WR	11	South Florida	33/21	2022-23	2022-23
Valerio, Joe	T	73	Pennsylvania	61/4	1991-95	
Vanover, Tamarick	WR	87	Florida State	70/6	1995-99	1996
Van Pelt, Alex	QB	10	Pittsburgh	0/0	1993	
Vaughn, Jon	RB	21	Michigan	3/0	1994	
Vickerson, Kevin	DT	94	Michigan State	15/1	2014	
Villa, Danny	G	72	Arizona State	59/3	1993-96	
Vitali, Mark	QB	6	Purdue	0/0	1977	
Vlasic, Mark	QB	13	Iowa	6/1	1991-92	
Vrabel, Mike	LB	50	Ohio State	30/30	2009-10	2009-10

W

Wade, Bobby	WR	80	Arizona	12/6	2009	
Wade, Charlie	WR	84	Tennessee State	5/0	1977	
Waldron, Dustin	T	68	Portland State	0/0	2013	
Waldrop, Rob	DT	98	Arizona	3/0	1994	
Walden, Erik	LB	52	Middle Tennessee State	9/0	2008	
Walker, Bracy	S	27, 40	North Carolina	56/1	1994, 1998-01	
Walker, Derrick	TE	82	Michigan	58/28	1994-97	1994, 1996
Walker, James	LB	54	Kansas State	4/2	1983	
Walker, John	DT	98	Nebraska - Omaha	3/2	1987	
Walker, Vance	DT	99	Georgia Tech	16/2	2014	
Walker, Wayne	K	68	Northwestern State	4/0	1967	1967**
Wallace, Steve	T	70, 74	Auburn	10/0	1997	
Walls, Lenny	CB	35	Boston College	16/2	2006	
Walters, Pierre	LB	97	Eastern Illinois	3/0	2009	
Walters, Rod	G	76	Iowa	52/7	1976, 1978-80	
Walton, Riley	TE	88	Tennessee State	2/0	1987	
Walton, Wayne	G/T	72	Abilene Christian	23/1	1973-74	
Wanogho, Prince Tega	T	70	Auburn	19/0	2021-23	
Ward, Charvarius	CB	35	Middle Tennessee State	56/43	2018-21	2019-21
Ward, LaShaun	WR	84	California	1/0	2003	
Ward, Tim	DE	90	Old Dominion	1/1	2020	
Ware, Spencer	FB/RB	32, 39	Louisiana State	41/19	2015-19	2016
Warfield, Eric	CB	44	Nebraska	115/77	1998-05	2001-05
Warner, Charley	DB	25	Prairie View	19/--	1963-64	
Washington, Brian	S	29, 48	Nebraska	31/31	1995-96	1995-96
Washington, Charles	DB	46	Cameron	22/1	1990-91	

Player	Pos.	Jersey(s) Worn	College	GP/GS	Year(s) Played	Year(s) Started
Washington, DeAndré	RB	30	Texas Tech	1/0	2020	
Washington, Dewayne	CB	30	North Carolina State	16/1	2005	
Washington, Donald	S/CB	20, 27	Ohio State	32/5	2009-11	
Washington, Montrell	RB	80	Samford	6/0	2023	
Washington, Thomas	DT	64	Winston-Salem St.	0/0	2000	
Washington, Tim	CB	42	Fresno State	1/0	1982	
Washington, Tavares	G	65	Florida	2/0	2008	
Waters, Brian	G	54	North Texas	163/149	2000-10	2001-10
Watkins, Rokevious	G	69	South Carolina	4/1	2013	
Watkins, Sammy	WR	14	Clemson	34/31	2018-20	2018-20
Watson, Jaylen	CB	35	Washington State	32/8	2022-23	
Watson, Justin	WR	84	Pennsylvania	33/13	2022-23	2023
Watson, Tim	S	26	Howard	9/0	1993-95	
Watts, Armani	S	23, 25	Texas A&M	53/1	2018-21	
Weatherford, Steve	P	6	Illinois	2/0	2008	
Weathers, Clarence	WR	80	Delaware State	11/0	1989	
Webb, Jeff	WR	80	San Diego State	31/3	2006-08	
Webster, David	DB	21	Prairie View	28/--	1960-61	1960-61
Webster, Mike	C	53	Wisconsin	25/23	1989-90	1989-90
Welbourn, John	T	76	California	47/39	2004-07	2004-05, 2007
Wells, David	TE	88	San Diego State	0/0	2019	
Werner, Clyde	LB	54	Washington	63/4	1970-74, 1976	
Wesley, Greg	S	25	Arkansas - Pine Bluff	118/103	2000-07	2000-06
Wesson, Ricky	CB	25	SMU	14/0	1977	
West, Charcandrick	RB	30, 35	Abilene Christian	52/11	2014-18	2015
West, Lyle	S	30	San Jose State	29/2	2002-03	
West, Robert	WR	26	San Diego State	19/5	1972-73	1972
Wetzel, Ron	TE	87	Arizona State	16/0	1983	
Wharton, Tershawn	DT	98	Missouri S&T	55/3	2020-23	
Whitaker, Danta	TE	82	Mississippi Valley State	16/3	1990	
White, D.J.	CB	24	Georgia Tech	11/0	2016-17	
White, Ted	QB	7	Howard	0/0	1999	
White, Walter	TE	88	Maryland	63/37	1975-79	1977-78
White, William	S	35	Ohio State	43/21	1994-96	1994
Whitehurst, David	QB	15	Furman	0/0	1984	
Whitley, Benton	DE	53	Holy Cross	0/0	2022	
Whitmore, David	S	41	Stephen F. Austin	18/16	1993-94	1993-94
Wickert, Tom	G	66	Washington State	5/0	1977	
Wiegmann, Casey	C	62	Iowa	143/143	2001-07, 2010-11	2001-07, 2010-11
Wilkerson, Jimmy	DE	96	Oklahoma	72/5	2003-07	
Willard, Jerrott	LB	57	California	1/0	1998	
Williams, Brandon	DT	66	Missouri Southern	5/0	2022	
Williams, Brett	T	74	Florida State	5/0	2003-04	
Williams, Chad	WR	84	Grambling State	0/0	2021	
Williams, Chandler	WR	8	Florida International	0/0	2010	
Williams, Damien	RB	26	Oklahoma	27/9	2018-19	2019
Williams, Dan	DE	92	Toledo	42/25	1997, 1999-01	1999-00
Williams, Darrel	RB	31	Louisiana State	51/7	2018-21	
Williams, Demorrio	LB	53	Nebraska	60/22	2008-11	2009
Williams, Harvey	RB	22, 44	Louisiana State	35/7	1991-93	
Williams, Jerrol	LB	44	Purdue	6/0	1994	
Williams, Javarris	RB	40	Tennessee State	4/0	2009	
Williams, Jermaine	FB	43	Houston	11/2	2001	
Williams, Joshua	CB	23, 2	Fayetteville State	33/6	2022-23	
Williams, Kyle	WR	19	Arizona State	1/0	2013	
Williams, Lawrence	WR	40	Texas Tech	18/5	1976-77	1977
Williams, Leon	LB	57	Miami (Fla.)	4/0	2012	
Williams, Mike	RB/TE	80	New Mexico	33/14	1979-81	1980
Williams, Nick	DL	98	Samford	21/0	2014-16	
Williams, Robert	CB	40	Baylor	0/0	1993	
Williams, Robert	CB	29, 46	North Carolina	17/1	1998-99	
Williams, Sammy	T	72	Oklahoma	1/0	1999	
Williams, Stephen	DT	70	NW Missouri State	11/0	2006	
Williams, Tyrone	DE/DT	90, 96	Wyoming	17/0	2000-01	
Williams, Xavier	DT	98	Northern Iowa	21/4	2018-19	
Williamson, Fred	DB	24	Northwestern	37/--	1965-67	1965-66
Willis, Donald	G	60	North Carolina A&T	59/6	2000-04	
Wilson, Albert	WR	12	Georgia State	55/26	2014-17	2015, 2017
Wilson, Damien	LB	54	Minnesota	29/29	2019-20	2019-20
Wilson, Eddie	QB/P	12	Arizona	42/1	1962-64	1962**
Wilson, Jerrel	P	44	Southern Mississippi	203/0	1963-77	1963-77**
Wilson, Kris	TE/FB	84	Pittsburgh	49/23	2004-07	2006-07
Wilson, Mike	G	67	Dayton	4/0	1975	
Wilson, Ramik	LB	53	Georgia	30/17	2015-17	2016
Winchester, James	LS	41	Oklahoma	147/0	2015-23	
Winston, Eric	T	74	Miami (Fla.)	16/16	2012	2012
Winters, Frank	G/C	65	Western Illinois	32/6	1990-91	1990

Player	Pos.	Jersey(s) Worn	College	GP/GS	Year(s) Played	Year(s) Started
Wisniewski, Stefen	G	61	Penn State	15/4	2019-20	
Witzmann, Bryan	T	68, 70	South Dakota State	28/13	2016-17, 2020	2017
Wolf, James	DT	73	Prairie View	14/7	1976	1976
Wood, Duane	DB	48	Oklahoma State	65/--	1960-64	1960-64
Woodard, Ray	DE	70	Texas	6/0	1987	
Wooden, Terry	LB	90	Syracuse	15/8	1997	1997
Woods, Jerome	S	21, 31	Memphis	128/105	1996-05	1997-01, 2003-04
Word, Barry	RB	23	Virginia	44/17	1990-92	1992
Word, Mark	DE	67	Jacksonville State	6/0	1999	
Worthen, Naz	WR	84	North Carolina State	19/1	1989-90	
Wright, Elmo	WR	17	Houston	45/38	1971-74	1971, 1973-74
Wright, Felix	S	24	Drake	0/0	1993	
Wright, Matthew	K	14, 19	Central Florida	2/0	2022	
Wyatt, Kevin	CB	23	Arkansas	3/0	1987	
Wylie, Andrew	T	77	Eastern Michigan	71/59	2018-22	2018-20, 2022
Wylie, Devon	WR	19	Fresno State	6/1	2012	

Y

Yakavonis, Ray	NT	92	East Stroudsburg State	2/0	1983	
Yelder, Deon	TE	82	Western Kentucky	26/1	2018-20	
Young, Michael	WR	85	UCLA	2/0	1994	
Young, Wilbur	DE	99	William Penn	94/70	1971-77	1972-77

Z

Zamberlin, John	LB	61	Pacific Lutheran	22/10	1983-84	1984
Zaruba, Carroll	DB	46	Nebraska	7/--	1960	
Zombo, Frank	LB	51	Central Michigan	89/27	2013-18	2017

*Only includes starts dating back to '68.

**Regular kicker or punter during that period.

Notes: The Chiefs All-Time Roster includes all players who were on the active roster for at least one regular season game or playoff contest. Games Played/Games Started reflects regular season games only. It also includes players who accrued at least one season as a member of a reserve or injury list. The one exception to this criteria is RB Stone Johnson, who had his number 33 retired after suffering a fatal injury in a 1963 preseason contest. Jersey numbers refer to those numbers worn only in regular season or postseason play.

ALL-TIME NUMERICAL ROSTER

Player	Pos.	Years
#1		
Adamle, Mike	RB	1971-72
Grupp, Bob	P	1979-81
McKinnon, Jerick	RB	2021-23
Moon, Warren	QB	1999-00
Pennington, Durwood	K	1962
Smith, Noland	WR	1967-69
Stevens, Matt	QB	1987
Tynes, Lawrence	K	2004-06

#2		
Bootle, Dicaprio	CB	2021-22
Clements, Tom	QB	1980
Colquitt, Dustin	P	2005-19
Elliott, Lin	K	1994-95
Goodburn, Kelly	P	1987-90
Jones, Ronald	RB	2022
Murray, Eddie	K	1992
Peterson, Todd	K	2000-01
Williams, Joshua	CB	2023

#3 - Retired		
Agajanian, Ben	K	1961
Stenerud, Jan	K	1967-79

#4		
Barker, Bryan	P	1990-93
Foles, Nick	QB	2016
Fuller, Steve	QB	1979-82
Hamrick, James	K	1987
Henne, Chad	QB	2018-22
Murphy, Nick	P	2004
Palko, Tyler	QB	2010-11
Rice, Rashee	WR	2023
Stryzinski, Dan	P	2001-02
Tanney, Alex	QB	2012
Thigpen, Tyler	QB	2007-09

#5		
Aguiar, Louie	P	1994-98
Barth, Connor	K	2008
Carney, John	K	2007
Cheek, Steve	P	2004
Colbert, Lewis	P	1986-87
DeBruijn, Case	P	1982
McCann, Jim	P	1975
Santos, Cairo	K	2014-17
Sauerbrun, Todd	P	2000
Townsend, Tommy	P	2020-23

#6		
Arnold, Jim	P	1983-85
Buechele, Shane	QB	2021-22
Cook, Bryan	S	2022-23
Cook, Kenny	WR	2016
Lampkin, Ashton	CB	2017
McVea, Warren	RB	1969-73
Rayner, Dave	K	2007
Rebstock, Pete	WR	2002
Succop, Ryan	K	2009-13
Vitali, Mark	QB	1977
Weatherford, Steve	P	2008

#7		
Andrusyshyn, Zenon	P	1978
Butker, Harrison	K	2017-23
Cassel, Matt	QB	2009-12
Germaine, Joe	QB	2001
Gossett, Jeff	P	1981-82

Player	Pos.	Years
Husted, Michael	K	2002
Huarte, John	QB	1969-71
Jaworski, Ron	QB	1989
Medlock, Justin	K	2007
Murray, Aaron	QB	2014-15
Nott, Mike	QB	1976
Printers, Casey	QB	2006
White, Ted	QB	1999

#8		
Andersen, Morten	K	2002-03
Dunlap, Carlos	DE	2022
Gray, Quinn	QB	2008
Greene, David	QB	2007
Lowery, Nick	K	1980-93
Moore, Matt	QB	2019-20
Orton, Kyle	QB	2011
Ross, Justyn	WR	2022-23
Tolliver, Billy Joe	QB	1997
Townsend, Johnny	P	2021
Williams, Chandler	WR	2010

#9		
Baker, Jason	P	2003-04
Bentley, Scott	K	1999
Bray, Tyler	QB	2013-17
Carlson, Dean	QB	1972-74
Fry, Elliott	K	2021
Gabbert, Blaine	QB	2023
Jones, Reggie	WR	1997, 2001
Kenney, Bill	QB	1979-88
Novak, Nick	K	2008
Quinn, Brady	QB	2012
Shurmur, Kyle	QB	2019
Smith-Schuster, JuJu	WR	2022

#10		
Beathard, Pete	QB	1964-67, 1973
Copper, Terrance	WR	2009-12
Daniel, Chase	QB	2013-15
Elkins, Mike	QB	1989-90
Green, Trent	QB	2001-06
Hagans, Maurice	WR	2008
Hill, Tyreek	WR	2016-21
Livingston, Mike	QB	1968-79
Pacheco, Isiah	RB	2022-23
Saxton, James	HB	1962
Seurer, Frank	QB	1986-87
Stoyanovich, Pete	K	1996-00
Sullivan, Kent	P	1992
Van Pelt, Alex	QB	1993

#11		
Adams, Tony	QB	1975-78
Bellamy, Josh	WR	2012
Chambers, Chris	WR	2009-10
Douglas, Dameane	WR	2003
Gagliano, Bob	QB	1981-83
Grbac, Elvis	QB	1997-00
Horne, Jeremy	WR	2010-11
Huard, Damon	QB	2004-08
Hudson, Doug	QB	1987
Jones, Reggie	WR	1997, 2001
Osiecki, Sandy	QB	1984
Pelluer, Steve	QB	1989-91
Robinson, Demarcus	WR	2016-21
Smith, Alex	QB	2013-17
Valdes-Scantling, Marquez	WR	2022-23

#12		
Baker, Jon	K	1999

Player	Pos.	Years
Buechele, Shane	QB	2021-22
Croyle, Brodie	QB	2006-10
Dieter, Gehrig	WR	2018-21
Espinoza, Alex	QB	1987
Flores, Tom	QB	1969
Gannon, Rich	QB	1995-98
Hardman, Mecole	WR	2023
Hill, Jim	DB	1966
Jaynes, Dave	QB	1974
Perez, Joe	WR	2000
Quinn, Jonathan	QB	2002-03
Shaw, Dennis	QB	1978
Stanzi, Ricky	QB	2011-12
Thorpe, Crapphonso	WR	2005
Wilson, Albert	WR	2014-17
Wilson, Eddie	QB/P	1962-64

#13

Bono, Steve	QB	1994-96
Clark, Wayne	QB	1975
Johnson, Nazeeh	S	2022
Oladokun, Chris	QB	2023
Pope, Daniel	P	1999
Pringle, Byron	WR	2019-21
Stanzi, Ricky	QB	2011-12
Thomas, De'Anthony	RB/WR	2014-19
Vlasic, Mark	QB	1991-92

#14

Blackledge, Todd	QB	1983-87
Blundin, Matt	QB	1992-95
Enis, Hunter	QB	1960
Greene, Tom	QB	1961
Hall, Chad	WR	2013
Jackson, Curtis	WR	2002-03
Lawrence, Quinten	WR	2009-10
McManus, Danny	QB	1988
Ply, Bobby	DB	1962-67
Podolak, Ed	RB	1969-77
Powell, Cornell	WR	2022-23
Robinson, Demarcus	WR	2016-21
Robinson, Kevin	WR	2008
Watkins, Sammy	WR	2018-20
Wright, Matthew	K	2022

#15

Breaston, Steve	WR	2011-12
Collins, Todd	QB	1998-05
Duncan, Randy	QB	1961
Gutierrez, Matt	QB	2009
Jenkins, A.J.	WR	2013-14
Lee, Jacky	QB	1967-69
Longmire, Sam	DB	1967-68
Mahomes, Patrick	QB	2017-23
Martin, Ingle	QB	2008
Matthews, Steve	QB	1994-96
Mercer, Mike	K	1966
Reardon, Kerry	CB	1971-76
Tucker, Verran	WR	2010
Whitehurst, David	QB	1984

#16 - Retired

Dawson, Len	QB	1962-75
--------------------	-----------	----------------

#17

Avery, Donnie	WR	2013-14
Barnes, Pat	QB	1997
Conley, Chris	WR	2015-18
Curtis, Kevin	WR	2010
DeBerg, Steve	QB	1988-91
Gehrke, Jack	WR	1968
Hardman, Mecole	WR	2019-22
James, Richie	WR	2023

Player	Pos.	Years
Krieg, Dave	QB	1992-93
Long, Lance	WR	2009
Murphy, Yo	WR	2002
Price, Maurice	WR	2007-08
Smith, Fletcher	DB	1966-67
Smith, Richard	WR	2004
Wright, Elmo	WR	1971-74

#18 - Retired

Flynn, Don	DB	1960-61
Grbac, Elvis	QB	1997-00
LaChapelle, Sean	WR	1996
Parker, Samie	WR	2004-07
Thomas, Emmitt	CB	1966-78

#19

Ammendola, Matt	K	2022
Davidson, Cotton	QB/P	1960-61
Gordon, Josh	WR	2021
Kemp, Marcus	WR	2017-22
Maclin, Jeremy	WR	2015-16
Montana, Joe	QB	1993-94
Toney, Kadarius	WR	2022-23
Williams, Kyle	WR	2013
Wright, Matthew	K	2022
Wylie, Devon	WR	2012

#20

Cherry, Deron	S	1981-91
Claiborne, Morris	CB	2019
Draughn, Shaun	RB	2011-12
Hall, Dante	RB/WR	2000-06
Hamilton, Antonio	CB	2020
Hunt, Bobby	DB	1962-67
Jackson, Josh	CB	2021
Jones, Thomas	RB	2010-11
Nelson, Steven	CB	2015-18
Owens, Chris	CB	2014
Perkins, Horace	CB	1979
Reaser, Keith	CB	2017, 2019
Reid, Justin	S	2022-23
Sapp, Benny	CB	2004-07
Sellers, Goldie	DB	1968-69
Sensibaugh, Mike	S	1971-75
Washington, Donald	S/CB	2009-11

#21

Arenas, Javier	CB	2010-12
Austin, Hise	CB	1975
Bartee, William	S	2000-06
Bayless, Martin	S	1992-93, 1995-96
Breeland, Bashaud	CB	2019-20
Edwards, Mike	S	2023
Gaines, Clark	RB	1981-82
Garrett, Mike	RB	1966-70
Homan, Dennis	WR	1971-72
Hughes, Mike	CB	2021
Lewis, Garry	CB	1993
Lewis, Tahuan	CB	1992
McDuffie, Trent	CB	2022
McKinney, Odis	S	1985
Morgado, Arnold	RB	1977-80
Murray, Eric	DB	2016-18
Reamon, Tommy	RB	1976
Robinson, Dunta	CB	2013
Saxon, James	RB	1988-91
Smith, Kolby	RB	2007-09
Smith, Sean	CB	2013-15
Stephens, John	RB	1993
Stockemer, Ralph	RB	1987
Vaughn, Jon	RB	1994
Webster, David	DB	1960-61
Woods, Jerome	S	1996-05

Player	Pos.	Years
#22		
Bookman, John	DB	1960
Brown, Dee	RB	2005-06
Carter, Perry	CB	1995
Cocroft, Sherman	S	1985-87
Grow, Monty	S	1994
Hagy, John	S	1991
Harrison, Glynn	RB	1976
Jakes, Van	DB	1983-84
Marshall, Larry	DB	1972-73, 1978
McClellion, Central	CB	2002
McCleon, Dexter	CB	2003-05
McCluster, Dexter	WR	2010-13
McDuffie, Trent	CB	2023
McKnight, Joe	RB	2014
McKnight, Ted	RB	1977-81
Mitchell, Willie	DB	1964-71
Morris, Donnie Joe	RB	1974
Patterson, Dimitri	CB	2007-08
Peters, Marcus	CB	2015-17
Scandrick, Orlando	CB	2018
Shehee, Rashaan	RB	1998-99
Smith, J.J.	RB	1995-96
Thornhill, Juan	S	2019-22
Williams, Harvey	RB	1991-93

Player	Pos.	Years
#23		
Blaylock, Derrick	RB	2001-04
Coan, Bert	RB	1963-68
Colclough, Ricardo	CB	2008-09
Dickerson, Ron	WR	1993-94
Fuller, Kendall	CB	2018-19
Gaines, Phillip	CB	2014-17
Gant, Earl	RB	1979-80
Gray, Carlton	CB	1999-00
Hadley, David	CB	1970-72
Hill, Greg	CB	1984-88
Johnson, Clyde	CB	1997
Keyes, Leroy	RB	1973
Lewis, Kendrick	S	2010-13
Richardson, Mike	CB	2009-10
Smith, Lucious	CB	1983
Surtain, Patrick	CB	2005-08
Swink, Jim	HB	1960
Tranquill, Drue	LB	2023
Watts, Armani	S	2018-21
Williams, Joshua	CB	2022
Word, Barry	RB	1990-92
Wyatt, Kevin	CB	1987

Player	Pos.	Years
#24		
Bartee, William	CB	2000-06
Belser, Ceaser	DB	1968-71
Ellison, Willie	RB	1973-74
Flowers, Brandon	CB	2008-13
Green, Gary	CB	1977-83
Ingram, Melvin	DE/LB	2021
Kaiser, Jason	CB	1998
Law, Ty	CB	2006-07
Lucas, Jordan	S	2018-19
McCray, Kelcie	S	2014
McMillan, Erik	S	1993
Moore, Skyy	WR	2022-23
Pearson, Jayice	CB	1986-92
Revis, Darrelle	CB	2017
Terry, Doug	S	1992-95
Thompson, Tedric	S	2020
White, D.J.	CB	2016-17
Williamson, Fred	DB	1965-67
Wright, Felix	S	1993

Player	Pos.	Years
#25		
Acker, Kenneth	CB	2016-17

Player	Pos.	Years
Charles, Jamaal	RB	2008-16
Collins, Mark	CB/S	1994-96
Copeland, Danny	S	1989-90
Edwards-Helaire, Clyde	RB	2020-23
Epps, Jack	S	1987
Hollis, David	DB	1988
McCoy, LeSean	RB	2019
Nix, Doyle	DB	1961
Pitts, Frank	WR	1965-71
Stradford, Troy	RB	1991
Terry, Doug	S	1992-95
Tongue, Reggie	S	1996-99
Warner, Charley	DB	1963-64
Watts, Armani	S	2018-21
Wesley, Greg	S	2000-07
Wesson, Ricky	CB	1977

Player	Pos.	Years
#26		
Adams, Vashone	S	1998
Allen, Taje	CB	2001-02
Barbaro, Gary	S	1976-82
Battle, Jackie	RB	2007-11
Battle, Julian	CB	2003-05
Bell, Le'Veon	RB	2020
Bennett, Michael	RB	2006-07
Bush, Deon	S	2022-23
Comings, Sanders	S	2013-14
Dishman, Cris	CB	1999
Dozier, Cornelius	S	1987
Glenn, Jacoby	CB	2017
Hakim, Saalim	DB	2015
Jackson, Frank	WR	1961-65
Lammons, Chris	CB	2020-22
Lane, Skip	CB/S	1984
Lowe, Paul	RB	1968-69
Oliver, Muhammed	CB	1993
Palmer, Paul	RB	1987-88
Porter, Lewis	E	1970
Routt, Stanford	CB	2012
Spiller, C.J.	RB	2017
Watson, Tim	S	1993-95
Williams, Damien	RB	2018-19
West, Robert	WR	1972-73

Player	Pos.	Years
#27		
Acker, Kenneth	CB	2016-17
Amadi, Ugo	S	2022
Branch, Tyvon	S	2015
Brown, Theotis	RB	1983-84
Coleman, Kurt	S	2014
Conner, Chamarri	DB	2023
Elam, Abram	S	2012
Fenton, Rashad	CB	2019-22
Green, Woody	RB	1974-76
Hill, Greg	RB	1994-97
Hunt, Kareem	RB	2017-18
Johnson, Larry	RB	2003-09
Julien, Jarmar	RB	2002
Kratzer, Dan	WR	1973
Milo, Ray	S	1978
Porter, Kevin	S	1988-92
Rose, Donovan	CB	1980
Smith, Blane	S	1987
Smith, Sean	CB	2013-15
Taylor, Jay	CB	1993-95
Walker, Bracy	S	1994, 1998-01
Washington, Donald	S/CB	2009-11

Player	Pos.	Years
#28 - Retired		
Haynes, Abner	RB	1960-64

Player	Pos.	Years
#29		
Belser, Jason	S	2001-02
Berry, Eric	S	2010-18

Player	Pos.	Years
Fuller, Kendall	CB	2018-19
Hill, Greg	RB	1994-97
Keyes, BoPete	CB	2020
Knight, Sammy	S	2005-06
Lammons, Chris	CB	2020-22
Lewis, Albert	CB	1983-93
McMillian, Mark	CB	1997-98
Perine, La'Mical	RB	2023
Powers, Clyde	S	1978
Savage, Dantrell	RB	2008-09
Washington, Brian	S	1995-96
Williams, Robert	CB	1998-99

30

Baker, DeAndre	CB	2020-21
Bayless, Martin	S	1992-93, 1995-96
Bennett, Donnell	RB	1994-00
Bledsoe, Curtis	RB	1981-82
Bootle, Dicaprio	CB	2021-22
Brown, Alex	CB	2019-20
Brown, Jalil	DB	2011-12
Brown, Mike	S	2009
Carruth, Paul Ott	RB	1989
Colclough, Ricardo	CB	2008-09
Fleming, Jamell	CB	2014-15
Harris, Gilbert	RB	2007
Miller, Cleophus	RB	1974-75
Richardson, Gloster	WR	1967-70
Richardson, Mike	CB	2009-10
Robinson, Mark	S	1984-87
Sams, B.J.	KR	2008
Sankey, Bishop	RB	2016
Shaw, Josh	S	2018
Spikes, Jack	RB/K	1960-64
Terrell, Steven	S	2017
Washington, DeAndre	RB	2020
Washington, Dewayne	CB	2005
West, Charcandrick	RB	2014-18
West, Lyle	S	2002-03

31

Cooper, Marcus	CB	2013-15
Hartman, Tysyn	DB	2012
Hunt, Akeem	RB	2017
Holmes, Priest	RB	2001-07
Jones, Nic	CB	2023
Kinney, Jeff	RB	1972-76
Leggett, Maurice	CB/S	2008-10
Reese, Jerry	S	1979-80
Ross, Kevin	CB	1984-93, 1997
Thomas, Jewel	RB	1983
Williams, Darrel	RB	2018-21
Woods, Jerome	CB	1996-05

32

Agee, Tommie	RB	1989
Allen, Marcus	RB	1993-97
Bolton, Nick	LB	2021-23
Dickinson, Bo	RB	1960-61
Draughn, Shaun	RB	2011-12
Gray, Cyrus	RB	2012-14
Horton, Ethan	RB	1985
Johnson, Jack	DB	1961
Jones, Doug	DB	1973-74
Mathieu, Tyrann	S	2019-21
McClinton, Curtis	RB	1962-69
Moriarty, Larry	RB	1986-88
Reed, Tony	RB	1977-80
Terry, Doug	S	1992-95
Ware, Spencer	FB/RB	2015-19

33 - Retired

Johnson, Curley	HB	1960
Johnson, Stone	RB	1963

Player	Pos.	Years
Pricer, Bill	RB	1961

34

Brackenridge, Tyron	CB	2007-08
Burruss, Lloyd	S	1981-91
Carter, Dale	CB	1992-98
Cloud, Michael	RB	1999-02
Daniels, Travis	CB	2009-12
Davis, Knile	RB	2013-16
Haslip, Wilbert	RB	1979
Johnson, Larry	RB	2003-09
Macklin, David	CB	2008
McQuay, Leon	S	2017-18
Payton, Eddie	KR	1978
Prince, Deneric	RB	2023
Thompson, Darwin	RB	2019-21

35

Atkins, Larry	S/LB	1999-02
Barksdale, Rashad	CB	2007
Belton, Horace	RB	1978-81
Celestin, Oliver	S	2008
Demps, Quintin	S	2013
Johnson, Melvin	S	1998
Okoye, Christian	RB	1987-92
Otis, Jim	RB	1971-72
Pile, Willie	S	2004
Price, Ricky	S	2009-10
Reeves, Jacques	CB	2012
Stover, Smokey	LB	1960-66
Thomas, Ken	RB	1983
Walls, Lenny	CB	2006
Ward, Charvarius	CB	2018-21
Watson, Jaylen	CB	2022-23
West, Charcandrick	RB	2014-18
White, William	S	1994-96

36 - Retired

Daniels, Clemon	DB	1960
Hill, Mack Lee	RB	1964-65

37

Collier, Tim	CB	1976-79
Delaney, Joe	RB	1981-82

38

Anders, Kimble	FB	1991-00
Bragg, Michael	CB	2006
Brannan, Solomon	DB	1965-66
Brown, Dee	RB	2005-06
Finley, Clint	S	2002-03
Gunter, Michael	RB	1984
Hayes, Wendell	RB	1968-74
Johnson, Tervaris	RB	2010
Loveall, Calvin	CB	1988
Morgan, DaJuan	S	2008-09
Odom, Ricky	S	1978
Parker, Ron	DB	2013-18
Roquemore, Durwood	CB	1982-83
Sneed, L'Jarvis	CB	2020-23
Thomas, Carlton	CB	1987
Thorpe, Neiko	DB	2012

39

Abdullah, Husain	S	2013-15
Anderson, Zayne	DB	2021-22
Bailey, Mark	RB	1977-78
Carr, Brandon	CB	2008-11
Crockett, Ray	CB	2001-02
Everett, Eric	CB	1991
Griffin, Stephen	RB	1987

Player	Pos.	Years
Mitchell, Terrance	CB	2016-17
Morris, Bam	RB	1998-99
Moser, Rick	RB	1981
Pickens, Bruce	CB	1993
Ross, Derrick	RB	2006
Smith, Tremon	CB	2018-19
Thompson, Del	RB	1982
Ware, Spencer	FB/RB	2015-19

#40

Bell, Billy	CB	1991
Boye-Doe, Ekow	CB	2023
Davis, Ricky	S	1977
Gore, Derrick	RB	2021
Green, Boyce	RB	1986
Harris, Corey	CB	2001-03
Hasty, James	CB	1995-00
Hillis, Peyton	RB	2012
Jackson, Charlie	DT	1960
Lacy, Ken	RB	1984-85, 1987
Lovett, John	FB	2019
Mack, Cedric	CB	1992
Marsalis, Jim	CB	1969-75
Millard, Trey	FB	2016
Reaser, Keith	CB	2017, 2019
Sterns, Jordan	S	2017
Walker, Bracy	S	1994, 1998-01
Williams, Javarri	RB	2009
Williams, Lawrence	WR	1976-77
Williams, Robert	CB	1993

#41

Bates, Jackie	CB	2010
Christopher, Herb	S	1979-82
Connot, Scott	S	2004
Crawford, Keith	S	1998
Dennis, Pat	CB	2000-01
Dressler, Doug	RB	1975
Evans, James	RB	1987
Hill, Kenny	S	1989
Jankowski, Bruce	WR	1971-72
Jenkins, Keyvan	RB	1988
Johnson, Darrius	CB	2003
McCarthy, Kyle	DB	2012
Parker, Anthony	CB	1991
Pippens, Woodie	RB	1987
Tongue, Reggie	S	1996-99
Whitmore, David	S	1993-94
Winchester, James	LS	2015-23

#42

Carter, M.L.	CB	1979-81
Cox, Mike	FB	2008-10
Cruz, Ronnie	RB	2005-06
Donaldson, Jeff	S	1990
Harts, Shaunard	S	2001-04
Lane, MacArthur	RB	1975-78
Malone, Darrell	CB	1992
Mincy, Charles	S	1991-94
Piscitelli, Sabby	S	2011
Ricks, Lawrence	RB	1983-84
Robinson, Johnny	S/HB	1960-71
Sherman, Anthony	FB	2013-20
Smith, Jeff	RB	1985-86
Washington, Tim	CB	1982

#43

Bolden, Juran	CB	1999
Brockington, John	RB	1977
Cochrane, Jack	LB	2022-23
Easy, Omar	FB	2002-04
Gafford, Thomas	LS	2008-14
Hanoian, Greg	FB	2006
Jackson, Billy	RB	1981-84

Player	Pos.	Years
Jones, Bill	RB	1990-92
Parker, Robert	RB	1987
Pruitt, Mike	RB	1985-86
Smith, Emmanuel	LB	2020
Thomas, Bill	RB	1974
Williams, Jermaine	FB	2001

#44

Anderson, Darren	CB	1994-97
Harris, Eric	CB	1980-82
Harris, Jimmy	DB	1960-61
Heard, Herman	RB	1984-89
Jones, Cam	LB	2023
Kelley, Ed	DB	1961
Lee, Elijah	LB	2022
McClain, Le'Ron	FB	2011
O'Daniel, Dorian	LB	2018-21
Page, Jarrad	S	2006-09
Parker, Kerry	CB	1984
Thompson, Leroy	RB	1995
Warfield, Eric	CB	1998-05
Williams, Harvey	RB	1991-93
Williams, Jerrol	LB	1994
Wilson, Jerrel	P	1963-77

#45

Baber, Billy	TE	2001-03
Brooks, Bucky	CB	1997-98
Bryant, Trent	CB	1982-83, 1987
Burton, Michael	FB	2021-22
Eachus, Nate	RB	2012
Eligwe, Ukeme	LB	2017
Grayson, Dave	DB	1961-64
Holmes, Robert	RB	1968-71
Johnson, Jimmie	TE	1994
Johnson, Sidney	CB	1988
LaGrand, Morris	RB	1975
Lammons, Chris	CB	2020-22
Maxey, Marcus	CB	2006
McNeil, Pat	RB	1976-77
Merritt, Michael	TE	2008
Petry, Stan	CB	1989-91
Pope, Leonard	TE	2009-11
Saxon, James	RB	1988-91
Stargell, Tony	CB	1996
Talton, Ken	RB	1980
Thomas, Gene	FB	1966-67
Thompson, Ernie	RB	1993

#46

Baxter, Keith	CB	2017
Brock, Kevin	TE	2013
Castille, Tim	RB	2009-10
Clemons, Michael	RB	1987
Dombroski, Paul	S	1980-81
Fields, Jitter	RB	1987
Gray, Tim	S	1976-78
Grigsby, Boomer	FB/LB	2005-07
Jones, Dominique	TE	2013
Jones, Victor	RB	1994
Kearney, Jim	DB	1967-75
King, Bruce	RB	1985-86
Moreau, Frank	RB	2000
Smith, Noland	WR	1967-69
Thompson, Bennie	S	1992-93
Washington, Charles	DB	1990-91
Williams, Robert	CB	1998-99
Zaruba, Carroll	DB	1960

#47

Chappell, Devin	S	2017
Golub, Chris	S	1977
Harris, Darius	LB	2019-22
Hodge, Alphonso	CB	2005-06
Martin, Don	CB	1975

Player	Pos.	Years
McGraw, Jon	S	2007-11
Osley, Willie	DB	1974
Scott, Todd	S	1997
Smith, Chris	RB	1986-87

48

Allen, Nate	CB	1971-74
Burgmeier, Ted	S	1978
Christiansen, Cole	LB	2022-23
Colter, Jeff	DB	1987
Gafford, Thomas	LS	2008-14
Gamble, Kenny	RB	1988-90
Hadnot, James	RB	1980-83
Harris, Vernon	CB	2016
Jones, E.J.	RB	1985
Keizer, Nick	TE	2020
Lane, Garcia	CB	1985, 1987
Langford, Reshard	S	2009-11
McDougald, Bradley	S	2013
McNair, Todd	RB	1989-93, 1996
Perry, Ed	TE	2005
Popson, Ted	TE	1997-98
Smith, Terrance	LB	2016-18
Stowers, Tommie	RB	1994
Taylor, Steve	S	1976
Washington, Brian	S	1995-96
Wood, Duane	DB	1960-64

49

Bograkos, Steve	S	1976
DiMarco, Patrick	FB	2012
Gay, Matt	S	1994
Jackson, Gerald	S	1979
Menzie, De'Quan	DB	2012
Nelson, Teddy	CB	1987
Pollard, Bernard	S	2006-08
Richardson, Tony	FB	1995-05
Sorensen, Daniel	S	2014-21
Thomas, Charlie	RB	1975

50

Anderson, Erick	LB	1992-93
Atkins, Larry	S/LB	1999-02
Barton, Jim	C	1960
Boiman, Rocky	LB	2008
Caveness, Ronnie	LB	1965
Daniels, Calvin	LB	1982-85
Davis, Anthony	LB	1994-98
Del Rio, Jack	LB	1987-88
Gay, Willie	LB	2020-23
Harris, Napoleon	LB	2007-08
Houston, Justin	LB	2011-18
Kearney, Tim	LB	1975
Lee, Darron	LB	2019
McGovern, Rob	LB	1989-90
Mitchell, Kawika	LB	2003-06
Oriard, Mike	C	1970-73
Peterson, Cal	LB	1979-81
Sanders, Clarence	LB	1978
Thornbladh, Bob	LB	1974
Vrabel, Mike	LB	2009-10

51

Bush, Lew	LB	2000-02
Cadrez, Glenn	LB	2001-02
Darche, Jean-Philippe	LS	2007-08
Danna, Mike	DE	2020-23
Donnalley, Rick	C	1986-87
Fraser, Jim	LB	1965
Fujita, Scott	LB	2002-04
Grigsby, Boomer	FB/LB	2005-07
Jackson, Charles	LB	1978-84
Lingner, Adam	C	1983-86, 1988
Lynch, Jim	LB	1967-77

Player	Pos.	Years
Manusky, Greg	LB	1994-99
Marts, Lonnie	LB	1991-93
Mays, Corey	LB	2009-10
Miller, Gabe	LB	2011
Zombo, Frank	LB	2013-18

52

Abell, Bud	LB	1966-68
Anderson, Charlie	LB	2010
Beisel, Monty	LB	2001-04, 2009
Caver, Quinton	LB	2002-04
Gatewood, Curtis	LB	2008
Harris, Demone	DE	2019-20
Herron, David	LB	2009
Howard, Thomas	LB	1977-83
Humphrey, Creed	C	2021-23
Humphrey, Tom	C	1974
Hyde, Glenn	C	1987
Johnson, James-Michael	LB	2013-14
Jolly, Ken	LB	1984-85
Kershaw, William	LB	2006-07
Nicolas, Dadi	LB	2016-17
Olsen, Orrin	C/G	1976
O'Neal, Andre	LB	2000-01
Pimentel, Mickey	LB	2007
Rogers, Tracy	LB	1990-96
Siler, Brandon	LB	2011-12
Snipes, Angelo	LB	1987-89
Walden, Erik	LB	2008

53

Andrews, Billy	LB	1976-77
Avery, Ken	LB	1975
Griffin, Kris	LB	2005-06
Hamilton, Rick	LB	1994-95
Hitchens, Anthony	LB	2018-21
Howard, Todd	LB	1987-88
Jones, Fred	LB	2003-04
Mays, Joe	LB	2014
Moten, Gary	LB	1987
Patton, Marvucus	LB	1999-02
Paul, Whitney	DE/LB	1976-81, 1986
Rush, Bob	C	1983-85
Stephens, Santo	LB	1993
Thompson, BJ	DE	2023
Webster, Mike	C	1989-90
Whitley, Benton	DE	2022
Williams, Demorrio	LB	2008-11
Wilson, Ramik	LB	2015-17

54

Ashley, Walker Lee	LB	1989
Bolton, Nick	LB	2021-22
Chenal, Leo	LB	2022-23
Cofield, Tim	LB	1986-88
Favors, Greg	LB	1998
Greene, Ted	LB	1960-62
Hudock, Mike	C	1967
Manumaleuga, Frank	LB	1979-81
Moore, Sio	LB	2016
Moses, Dezman	LB	2013-16
Ochi, Victor	LB	2016
Orchard, Nate	LB	2018
Simien, Tracy	LB	1991-97
Walker, James	LB	1983
Waters, Brian	G	2000-10
Werner, Clyde	LB	1970-74, 1976
Wilson, Damien	LB	2019-20

55

Best, Keith	LB	1972
Clark, Frank	DE	2019-22
Cooper, Louis	LB	1985-90
Dimmick, Tom	C	1960

Player	Pos.	Years
Dumas, Troy	LB	1995-97
Ford, Dee	LB	2014-18
George, Ron	LB	1998-00
Holub, E.J.	C/LB	1961-70
Jordan, Akeem	LB	2013
Kehl, Bryan	LB	2012
Klug, Dave	LB	1981-83
Peterson, Bill	LB	1975
Randle, Ervin	LB	1991-92
Rogers, Justin	LB	2009
Rozumek, Dave	LB	1976-79
Scanlon, Rich	LB	2004-06
Sheffield, Cameron	LB	2010-12
Stams, Frank	LB	1995
Stills, Gary	LB/DE	1999-05
Thomas, Pat	LB	2007-08

56

Ale, Arnold	LB	1994
Ane, Charlie	C	1975-80
Beisel, Monty	LB/DE	2001-04, 2009
Bush, Lew	LB	2000-02
Cancik, Phil	LB	1981
Corey, Walt	LB	1960-66
Dixon, Ernest	LB	1998
Graham, Tom	LB	1974
Hackett, Dino	LB	1986-92
Haynes, Louis	LB	1982-83
Johnson, Derrick	LB	2005-17
Karlaftis, George	DE	2022-23
Niemann, Ben	LB	2018-21
Okafor, Alex	DE	2019-21
Simmons, Wayne	LB	1997-98
Stills, Gary	LB/DE	1999-05

57

Alexander, D.J.	LB	2015-16
Baldwin, Johnny	LB	2007
Blanton, Jerry	LB	1979-85
Brown, Orlando	T	2021-22
Cole, Justin	LB	2010
Dacus, Weston	LB	2008-09
Elrod, Jimbo	LB	1976-78
Harrell, James	LB	1987
Holmes, Bruce	LB	1987
Houston, Bobby	LB	1997
Jamison, George	LB	1994-96
Johnson, Nico	LB	2013
Martin, Chris	LB	1988-92
Maslowski, Mike	LB	1999-04
Okafor, Alex	DE	2019-21
Palewicz, Al	LB	1973-75
Pierre-Louis, Kevin	LB	2017
Speaks, Breeland	LB	2018-19
Willard, Jerrott	LB	1998
Williams, Leon	LB	2012

58 - Retired

Baugh, Tom	C	1986-88
Martin, Dave	LB	1968
Potter, Steve	LB	1983
Rice, Andrew	DT	1966-67
Rudnay, Jack	C	1970-82
Thomas, Derrick	LB	1989-99
Thompson, Arland	G	1987

59

Barber, Shawn	LB	2003-05
Belcher, Jovan	LB	2009-12
Burks, Ray	LB	1977
Cadrez, Glenn	LB	2001-02
Cobb, Omari	LB	2020
Edwards, Donnie	LB	1996-01, 2007-08
Fields, Jaime	LB	1993-95

Player	Pos.	Years
Franklin, Jerry	LB	2014
Harvey, Stacy	LB	1989
Harris, Darius	LB	2023
Hawkins, Andy	LB	1988
James, Robert	LB	2013
Kaindo, Joshua	DE	2021-22
Kelly, Colin	OL	2013
March-Lillard, Justin	LB	2015-16
Ragland, Reggie	LB	2017-19
Snow, Percy	LB	1990-92
Spani, Gary	LB	1978-86

60

Baab, Mike	C	1992
Daney, George	G	1968-74
De La Puente, Brian	G	2008
Herkenhoff, Matt	T	1976-85
Hunter, Ryan	G	2019
Ingram, Byron	G	1987-88
Leffew, Travis	T	2007
Lindstrom, Chris	DE	1987
Ndukwe, Ikechuku	G/T	2009
Onameh, Patrick	G	2020
Pughsley, Jarrod	OL	2015
Reynolds, Al	G	1960-67
Terry, Chris	T	2006-07
Willis, Donald	G	2000-04

61

Adickes, Mark	G	1986-89
Biodrowski, Dennis	G	1963-67
Brown, Colin	G	2009
Burton, Antwon	DT	2008
Cadwell, John	G	1961
Culp, Curley	DT	1968-74
Frazier, Cliff	DT	1977
Grunhard, Tim	C	1990-00
Hudson, Bob	LB	1960
Hudson, Rodney	G/C	2011-14
Morse, Mitch	C	2015-18
Parrish, Don	NT	1978-82
Reiter, Austin	C	2018-20, 2022-23
Sharpe, Montique	DT	2003
Stallings, Tre	G	2006-07
Wisniewski, Stefen	G	2019-20
Zamberlin, John	LB	1983-84

62

Alleman, Andy	C/G	2009
Chilton, Gene	G/C	1989
Fournet, Sid	G	1960-61
Helton, Darius	G	1977
Kirchbaum, Kelly	LB	1980
Liggett, Bob	DT	1970
Lingner, Adam	C	1983-86, 1988
McLean, Ron	NT	1988
Parker, Glenn	G/T	1997-99
Pietrzak, Jim	C	1987
Reiter, Austin	C	2018-20, 2022
Story, Bill	G	1975
Thomas, Todd	C	1981
Thuney, Joe	G	2021-23
Wiegmann, Casey	C	2001-07, 2010-11

63 - Retired

Lanier, Willie	LB	1967-77
Maas, Bill	NT/DE	1984-92
Olenchak, John	C/LB	1981-82
Terrell, Marvin	G	1960-63

64

Acker, Bill	NT/DE	1982, 1987
Beisler, Randy	G	1975

Player	Pos.	Years
Feehery, Gerry	C	1988
Harvey, James	G	1987-88
Kirchner, Mark	T/G	1983
Krisher, Bill	G	1960-61
Kush, Eric	C	2013-14
Mattison, Bryan	C	2012
Merz, Curt	G/DE	1962-68
Morris, Wanya	T	2023
Munyer, Daniel	OL	2015
Niswanger, Rudy	C	2006-10
Olderman, Bob	G	1985
Pennel, Mike	DT	2019-20
Ricketts, Tom	G	1993
Studdard, Les	C	1982
Tamm, Ralph	G	1997-99
Washington, Thomas	DT	2000

65

Adkins, Kevin	C	1987
Black, Jordan	G/T	2003-06
Condon, Tom	G	1974-84
Devey, Jordan	G	2016-18
DiGiacomo, Curt	G	1988
Fada, Rob	G	1985
Gilliam, Jon	C	1961-67
Henry, Ricky	G	2013
Isidora, Danny	G	2020
Kauahi, Kani	C	1992
Knapp, Lindsay	G/T	1993-94
Lilja, Ryan	G	2010-12
Prudhomme, Remi	G	1968-69
Smith, Jeff	C/G	1996-99
Smith, Trey	G	2021-23
Taylor, Herb	T	2007-08
Threats, Jabbar	DE	2002
Washington, Tavares	G	2008
Winters, Frank	G/C	1990-91

66

Bishop, Sonny	G	1962
Blythe, Austin	OL	2021
Budde, Brad	G	1980-86
Caliendo, Mike	G	2023
Diamond, Bill	G	1963
Doubiago, Dan	T	1987
Frazier, Wayne	C	1966-67
Frey, Dick	DE	1960
Grubbs, Ben	G	2015
Harris, Darryl	G	2009
Hochstein, Russ	G	2012
Ingram, Johnathan	C	2004-05
McKenzie, Kahlil	G	2018
Newson, Tony	LB	2002
Rasley, Rocky	G	1975
Riley, Victor	T	1998-01
Siglar, Ricky	T	1993-96, 1998
Stein, Bob	LB	1969-72
Wickert, Tom	G	1977
Williams, Brandon	DT	2022

67

Andersen, Jason	G/C	2002
Black, James	DE	1987
Bober, Chris	G/T	2004-07
Kilgore, Daniel	C	2020
Kubik, Brad	G	1998-99
Larpenter, Carl	G	1962
Murray, Jimmy	C	2018
Niang, Lucas	T	2021-22
Proby, Bryan	DT	1995
Ranglin, Rich	OL	2012
Richardson, Barry	T	2008-11
Seals, George	DT	1972-73
Stensrud, Mike	NT/DE	1988

Player	Pos.	Years
Still, Art	DE	1978-87
Swoopes, Patrick	NT	1991
Wilson, Mike	G	1975
Word, Mark	DE	1999

68

Auer, Scott	G/T	1984-85
Bernhardt, Roger	G	1975
Harris, Ryan	T	2014
Maneri, Steve	T/TE	2011-12
Morris, Michael	C	1989
Nunnery, R.B.	DT	1960
Person, Mike	OL	2016
Shields, Will	G	1993-06
Waldron, Dustin	T	2013
Walker, Wayne	K	1967
Witzmann, Bryan	T	2106-17, 2020

69

Allen, Jared	DE	2004-07
Allotey, Victor	G	2001-02
Blackshear, Jeff	G	2000
Criswell, Jeff	T	1995-98
DeBernardi, Fred	DE	1974
Headrick, Sherrill	LB	1960-67
Lokey, Derek	DT	2008-09
Long, Kyle	OL	2021
McClain, Terrell	DT	2019
Meisner, Greg	DE	1989-90
Pennel, Mike	NT	2023
Steinfeld, Al	C	1982
Watkins, Rokevious	G	2013

70

Boone, Alfonso	DT	2007-08
Cannon, Mark	C	1989
DeVito, Mike	DE	2013-15
Farrier, Curt	DT	1963-65
Gales, Dion	DE/DT	2009
Kelly, Bobby	T	1967
Lathrop, Kit	DE	1986
McElroy, Reggie	T	1993
Mims, David	OL	2011
Nelson, Mark	T	1987
Nicholson, Jim	T	1974-79
Osemele, Kelechi	G	2020
Rourke, Jim	G	1980-84, 1986
Sally, Jerome	NT	1988
Senat, Greg	T	2019
Shields, Billy	T	1985
Smith, Dave	WR	1973
Smith, Sid	T	1970-72
Spears, Marcus	T	1997-03
Stone, Jack	T	1960
Wallace, Steve	T	1997
Wanogho, Prince Tega	T	2021-22
Williams, Stephen	DT	2006
Witzmann, Bryan	T	2016-17, 2020
Woodard, Ray	DE	1987

71

Allen, Jeff	G/OL	2012-15, 2018-19
Barndt, Tom	DT/G	1996-99
Budde, Brad	G	1980-86
Budde, Ed	G	1963-76
Carnahan, Andrew	T	2008
Collins, Ray	DT	1960-61
Dohring, Tom	T	1992
Freeman, Eddie	DE	2002-03
Gaither, Jared	T	2011
Getz, Lee	G	1987
Kragen, Greg	DT	1994
Lindstrom, Dave	DE	1978-85

Player	Pos.	Years
Magee, Alex	DE	2009-10
McCleary, Norris	DT	2000-01
Schwartz, Mitchell	T	2016-20
Shelton, Danny	NT	2022
Svitek, Will	T	2005-07
Thorp, Don	DE	1988

#72

Alford, Darnell	T	2000-02
DiMidio, Tony	T	1966-67
Dorsey, Glenn	DE/DT	2008-12
Fisher, Eric	T	2013-20
Johnson, Stan	NT	1978
Lutz, David	G/T	1983-92
Maczuzak, John	DT	1964
Murphy, Montez	DE	2006
Oates, Brad	T	1980-81
Parks, Nate	T	1997
Parquet, Jeremy	T	2005
Rochester, Paul	DT	1960-63
Siglar, Ricky	T	1993-96, 1998
Simons, Keith	DT	1976-77
Smith, Franky	T	1980
Smith, Khreem	DE	2007
Staysniak, Joe	G	1992
Villa, Danny	G	1993-96
Walton, Wayne	G/T	1973-74
Williams, Sammy	T	1999

#73

Allegretti, Nick	G	2019-23
Allen, Jeff	G/OL	2012-15, 2018-19
Asamoah, Jon	G	2010-13
Dawson, Mike	NT	1984
Fulton, Zach	OL	2014-17
Harris, Michael	C/G	1989
Hill, Dave	T	1963-74
Jones, Adrian	G	2007-08
Jones, Willie	T	2000-02
Jozwiak, Brian	G	1986-88
Palmer, Gery	G	1975
Sandidge, Tim	DT	2006
Simmons, Bob	G	1977-83
Swanson, Pete	G/T	1998
Valerio, Joe	T	1991-95
Wolf, James	DT	1976

#74

Acker, Bill	NT/DE	1982, 1987
Christian, Geron	T	2022
Cornelison, Jerry	T	1960-65
Estes, Lawrence	DE	1975-76
Fanaika, Paul	G	2015
Graham, Derrick	T	1990-94
Hamilton, Justin	DL	2017-18
Holmes, Pat	DE	1973
Jenkins, Trezelle	T	1995-97
Keating, Tom	DT	1974-75
Koch, Pete	DE	1985-87
Linkenbach, Jeff	OL	2014
Lloyd, Jeff	NT	1978
Mangiero, Dino	NT	1980-83
Rankin, Martinas	T	2019-20
Schwartz, Geoff	G/T	2013
Smith, Wade	G/T	2008-09
Taylor, Jawaan	T	2023
Trosch, Gene	DE	1967-69
Turley, Kyle	T	2006-07
Wallace, Steve	T	1997
Williams, Brett	T	2003-04
Winston, Eric	T	2012

#75

Dalton, Lionel	DT	2004-06
----------------	----	---------

Player	Pos.	Years
Eatman, Irv	T	1986-90
Erving, Cam	OL	2017-19
Gardner, Ellis	T	1983
Granderson, Rufus	T	1960
Hicks, Sylvester	DE	1978-81
Johnson, Rishav	G	2013
Jones, Willie	T	2000-02
Kinnard, Darian	T	2022
Maddox, Bob	DE	1975-76
Mays, Jerry	DT/DE	1961-70
McCleary, Norris	DT	2000-01
McGlockton, Chester	DT	1998-00
McGlynn, Mike	G	2014
O'Callaghan, Ryan	T	2009-11
Peay, Francis	T	1973-74
Pitoitua, Ropati	DE	2012
Phillips, Joe	DT	1992-97
Reid, Jah	OL	2015-16
Remmers, Mike	T	2020-21
Ross, Louis	DE	1975
Taylor, Herb	T	2007-08

#76

Albert, Branden	T	2008-13
Alt, John	T	1984-96
Drougas, Tom	T	1974
Duvernay-Tardif, Laurent	G	2014-19, 2021
Moorman, Mo	G	1968-73
Napier, Walter (Buffalo)	DT	1960-61
Rosdahl, Hatch	DE	1964-66
Tait, John	T	1999-03
Taylor, Roger	T	1981
Walters, Rod	G	1976, 1978-80
Welbourn, John	T	2004-07

#77

Baldinger, Rich	T	1983-92
Barnes, T.J.	DL	2016
Catapano, Mike	DE	2013-14
Getty, Charlie	T	1974-82
Gregg, Kelly	DL	2011
Hawkins, Donald	OL	2017
Niang, Lucas	OL	2023
McDaniels, Pellom	DE	1993-98
McIntosh, Damion	T	2007-08
Roaf, Willie	T	2002-05
Rogers, Steve	T	1987
Tyrer, Jim	T	1961-73
Wylie, Andrew	T	2018-22

#78 - Retired

Bell, Bobby	LB	1963-74
Lee, Willie	DT	1976-77

#79

Allen, Jeff	G/OL	2012-15, 2018-19
Broughton, Cortez	DT	2021
Brown, Larry	T	1978-79
Diamond, Charlie	T	1960-63
Dotson, Alphonse	DT	1965
Downing, Eric	DT	2001-03
Durant, Yasir	OL	2020
Ehinger, Parker	OL	2016-17
Gagner, Larry	G	1972
Goff, Mike	G	2009
Hoppock, Doug	T	1987
Matuszak, John	DT	1974-75
Meyers, Jerry	DE	1980
Prater, Dean	DE	1982-83
Sampson, Kevin	T	2004-06
Smith, Donovan	T	2023
Stephenson, Donald	T/OL	2012-15
Szott, Dave	G	1990-00

Player	Pos.	Years
# 80		
Barnes, Lew	WR	1989
Boss, Kevin	TE	2012
Cannon, Billy	TE	1970
Carolan, Reg	E	1964-68
Chesson, Jehu	WR	2017
Craig, Reggie	WR	1975-76
Davis, Felton	WR	2019
Dawson, Lake	WR	1994-97
Dirden, Johnny	WR	1979
Dorsey, Larry	WR	1978
Fasano, Anthony	TE	2013-14
Garcia, Bubba	WR	1980
Hamilton, Andy	WR	1973-74
Jones, Fred	WR	1990-93
Keel, Mark	TE	1987
Koss, Stein	TE	1987
Morton, Johnnie	WR	2002-04
Murphy, James	WR	1981
O'Shaughnessy, James	TE	2015-16
Parker, Larry	WR	1999-01
Romeo, Tony	E	1961
Shorthose, George	WR	1985
Tate, Willy	TE	1998
Wade, Bobby	WR	2009
Washington, Montrell	RB	2023
Weathers, Clarence	WR	1989
Webb, Jeff	WR	2006-08
Williams, Mike	RB/TE	1979-81

# 81		
Allan, Michael	TE	2007
Avant, Jason	WR	2014-15
Bell, Blake	TE	2019, 2021-23
Benjamin, Kelvin	WR	2018
Boydston, Max	E	1960-61
Brooker, Tommy	E/K	1962-66
Colbert, Darrell	WR	1987-88
Darling, Devard	WR	2008-09
Gordon, Richard	TE	2013-14
Hannon, Chris	WR	2006
Hargain, Tony	WR	1992
Hines, Jimmy	E	1970
Horn, Chris	WR	2003-05
Jackson, Curtis	WR	2002-03
Jones, Hasson	WR	1993
Jones, Rod	TE	1987-88
Lockett, Kevin	WR	1997-00
McCarty, Mickey	TE	1969
Minnis, Marvin	WR	2001-02
Moeaki, Tony	TE	2010-13
Penn, Chris	WR	1994-96
Scott, Willie	TE	1981-85
Thomas, Robb	WR	1989-91
Upshaw, Marvin	DE	1970-75

# 82		
Alexander, Derrick	WR	1998-01
Barnes, Charlie	E	1961
Barnett, Tim	WR	1991-93
Bowe, Wayne	WR	2007-14
Butler, Gary	TE	1973
Charles, Orson	TE	2017
Ellis, Alex	TE	2018
Fountain, Daurice	WR	2021-22
Hall, Dante	RB/WR	2000-06
Hancock, Anthony	WR	1982-86
Kellar, Bill	WR	1978
Lothamer, Ed	DT	1964-69, 1971-72
Miller, Bill	E	1962
Parker, Brian	TE	2015
Rucker, Martin	TE	2012
Smith-Marsette, Ihmir	WR	2022
Taylor, Kitrick	WR	1988
Walker, Derrick	TE	1994-97

Player	Pos.	Years
Whitaker, Danta	TE	1990
Yelder, Deon	TE	2018-20
# 83		
Blakely, Robert	WR	1982
Bradley, Mark	WR	2008-09
Brunson, Larry	WR	1974-77
Frazier, Willie	TE	1971-72
Gammon, Kendall	TE	2000-06
Gaunty, Steve	WR	1979
Gray, Noah	TE	2021-223
Harvey, Marvin	TE	1981
Hughes, Danan	WR	1993-98
Johnson, Lonnie	TE	1999
McRae, Jerrold	WR	1978
Paige, Stephone	WR	1983-91
Rucker, Martin	TE	2012
Seals-Jones, Ricky	TE	2020
Sippio, Bobby	WR	2007
Smith, Michael	WR	1992
Trahan, John	WR	1987
Urban, Jerheme	WR	2010-11

# 84		
Arbanas, Fred	TE	1961-70
Bergey, Bruce	TE	1971
Briggs, Bob	DE	1974
Chambers, Chris	WR	2009-10
Coffman, Paul	TE	1986-87
Colbert, Keary	WR	2011
Davis, Willie	WR	1991-95
Dixon, Al	TE	1979-82
Engram, Bobby	WR	2009
Estell, Richard	WR	1987
Foschi, John Paul	TE	2008
Harris, Demetrius	TE	2014-18
Holston, Mike	WR	1985
Horn, Joe	WR	1996-99
Little, Dave	TE	1984
Masters, Billy	TE	1975-76
McGrath, Sean	TE	2013
Morris, Sylvester	WR	2000-03
Newsome, Jamar	WR	2012
Thomas, De'Anthony	RB/WR	2014-19
Wade, Charlie	WR	1977
Ward, LaShaun	WR	2003
Watson, Justin	WR	2022-23
Williams, Chad	WR	2021
Wilson, Kris	TE/FB	2004-07
Worthen, Naz	WR	1989-90

# 85		
Bailey, Victor	WR	1995-96
Beckman, Ed	TE	1977-84
Bernet, Ed	E	1960
Boerigter, Marc	WR	2002-05
Drummond, Eddie	WR	2007
Franklin, Will	WR	2008
Gardner, Rod	WR	2006
Hayes, Jonathon	TE	1985-93
Hammond Jr., Frankie	WR	2014-15
Hull, Bill	DE	1962
Hurston, Chuck	DE	1965-70
Jacoby, Mitch	TE	1999
Johnson, Dick	E	1963
Johnson, Reggie	TE	1996
Kemp, Marcus	WR	2017-22
Martin, Eric	WR	1994
Nash, Kenny	WR	1987
O'Connell, Jake	TE	2009-12
Pearson, Barry	WR	1974-76
Perriman, Brett	WR	1997
Pupunu, Alfred	TE	1997
Ricks, Mikhael	WR/TE	2000-01
Roche, Brian	TE	1998

Player	Pos.	Years
Slaughter, Webster	WR	1995
Young, Michael	WR	1994

86 - Retired

Brown, Eric	WR	1987
Buchanan, Buck	DT	1963-75
Butler, Gerald	WR	1977
Davis, Dick	DE	1962
Harry, Emile	WR	1986-92
Miller, Paul	DE	1960-61
Samuels, Tony	TE	1977-80
Smith, J.T.	WR	1978-84

87

Arnold, Walt	TE	1984-87
Bartrum, Mike	TE	1993
Branch, Mel	DE	1960-65
Brown, Aaron	DE	1966-72
Cottam, Brad	TE	2008-10
Drayton, Troy	TE	2000
Dyal, Mike	TE	1992-93
Greene, Tracy	TE	1994
Kelce, Travis	TE	2013-23
Kennison, Eddie	WR	2001-07
Lohmeyer, John	DE	1973, 1975-77
Maneri, Steve	T/TE	2011-12
Montagne, Dave	WR	1987
Roberts, Alfredo	TE	1988-90
Rome, Stan	WR	1979-82
Sadowski, Troy	TE	1991
Strada, John	TE	1974
Thomas, Chris	WR	2001
Vanover, Tamarick	WR	1995-99
Wetzel, Ron	TE	1983

88

Bailey, Victor	WR	1995-96
Becht, Anthony	TE	2011
Birden, J.J.	WR	1990-94
Burford, Chris	E	1960-67
Carson, Carlos	WR	1980-89
Fortson, Jody	TE	2021-23
Gonzalez, Tony	TE	1997-08
Hemingway, Junior	WR	2012-14
Slaughter, Webster	WR	1995
Stroud, Morris	TE	1969-74
Travis, Ross	TE	2016-17
Walton, Riley	TE	1987
Wells, David	TE	2019
White, Walter	TE	1975-79

89

Baldwin, Jonathan	WR	2011-12
Bryant, Bob	E	1960
Bushman, Matt	TE	2023
Cash, Keith	TE	1992-96
Dunn, Jason	TE	2000-07
Gordon, Richard	TE	2013-14
Hodges, Eric	WR	1987
Holohan, Pete	TE	1991
Jerals, Luther	DE	1961
Mandley, Pete	WR	1989-90
Marshall, Henry	WR	1976-87
Rison, Andre	WR	1997-99
Ryan, Sean	TE	2009
Supernaw, Phillip	TE	2014
Taylor, Otis	WR	1965-75

90

Anderson, Curtis	DE	1979
Bair, Brandon	DL	2011
Dixon, Ronnie	DT	1998
Hamm, Bob	DE	1985

Player	Pos.	Years
Martin, Steve	DT	2000
Mauga, Josh	LB	2014-16
McBride, Turk	LB/DE	2007-09
Ogbah, Emmanuel	DE	2019
Omenihu, Charles		
Reed, Jarran	DT	2021
Sims, Ryan	DT	2002-06
Smith, Kenny	DT	2009
Smith, Neil	DE	1988-96
Smith, Shaun	DT	2010, 2012
Stallworth, Taylor	DT	2022
Ward, Tim	DE	2020
Williams, Tyrone	DE/DT	2000-01
Wooden, Terry	LB	1997

91

Baldinger, Gary	DE	1986-88
Clavelle, Shannon	DT	1997
Hali, Tamba	DE/LB	2006-17
Kremer, Ken	NT	1979-84
Mumphrey, Lloyd	DE	1987
Nnadi, Derrick	DT	2018-23
O'Neal, Leslie	DE	1998-99
Parten, Ty	DT	1997-00
Sands, Terdell	DT	2001
Scanlon, Rich	LB	2004-06
Truluck, R-Kal	DE	2002-03

92

Downing, Eric	DT	2001-03
Farrell, Neil	DT	2023
Gilberry, Wallace	DE	2008-11
Hall, Carlos	DE	2005
Harris, Bob	LB	1987
Kpassagnon, Tanoh	LB	2017-20
McCabe, Jerry	LB	1988
Mickell, Darren	DE	1992-95
Poe, Dontari	NT	2012-16
Reed, James	DT	2006-07
Stephens, Hal	DE	1985
Williams, Dan	DE	1997, 1999-01
Yakovonis, Ray	NT	1983

93

Browning, John	DE/DT	1996-06
Dickerson, Matt	DT	2023
Dressel, Chris	TE	1989
Greenwood, Cory	LB	2010-12
Hardison, Dee	NT	1988
Holle, Eric	DE	1984-87
Ivie, Joey	DT	2019
Junkin, Mike	LB	1989
King, David	DT	2015-16
Thomas, Cam	DL	2017
Tyler, Tank	DT	2007-09

94

Babin, Jason	DE	2008
Barrington, Sam	LB	2016
Charlton, Taco	DE	2020
Evans, Mike	DE	1992
Herring, Malik	DE	2021-23
Hicks, Kerry	DE/DT	1996-97
Hobgood-Chittick, Nate	DT	2001-02
Jackson, Tyson	DE	2009-13
Jenkins, Jarvis	DL	2016-18
McAlister, Ken	LB	1984-87
Nottage, Dexter	DE	1997
Siavii, Junior	DT	2004-05
Spann, Gary	LB	1987
Stedman, Troy	LB	1988
Suggs, Terrell	DE	2019
Traylor, Keith	DT	1995-96
Vickerson, Kevin	DT	2014

# 95		
Case, Frank	DE	1981
Clark, Bruce	DE	1989
Edwards, Ron	DT	2006-10
Frazier, Randy	LB	1987
Jones, Chris	DT	2016-23
Long, Khari	DE	2005
Manuel, Sean	TE	1998
Martin, Josh	LB/DE	2013-14
Paine, Jeff	LB	1984-85
Perry, Michael Dean	DT	1997
Powe, Jerrell	NT	2011-13
Ransom, Derrick	DT	1998-02
Sims, Tom	NT	1991-92, 1996

# 96		
Beisel, Monty	LB/DE	2001-04, 2009
Howard, Jaye	DT	2013-16
Hoyett, Braxton	DT	2020
Jones, Fred	LB	1987
Logan, Bennie	DT	2017
Newton, Tim	DT	1993-94
Pearson, Aaron	LB	1986-88
Rucker, Keith	DT	1997
Studebaker, Andy	LB/DE	2008-12
Wilkerson, Jimmy	DE	2003-07
Williams, Tyrone	DE/DT	2000-01

# 97		
Anudike-Uzomah, Felix	DE	2023
Bailey, Allen	DL	2011-18
Fox, Keyaron	LB	2004-07
Holloway, Tony	LB	1987
Johnson, Ken	DE	1987
Johnston, Brian	DE	2008
Newson, Tony	LB	2002
Okafor, Alex	DE	2019-21
Owens, Ritchie	DE	2001-02
Parten, Ty	DT	1997-00
Radecic, Scott	LB	1984-86
Reese, Allen	DT	2003
Saleaumua, Dan	DT	1989-96
Walters, Pierre	LB	2009

# 98		
Griffin, Leonard	DE	1986-93
Harris, Nate	LB	2007
Hicks, Eric	DE	1998-06
Miller, Roy	DT	2017
Square, Damion	DE	2014
Toribio, Anthony	DT	2010, 2012-13
Reyes, Kendall	DL	2016
Waldrop, Rob	DT	1994
Walker, John	DT	1987
Wharton, Tershawh	DT	2020-23
Williams, Nick	DL	2014-16
Williams, Xavier	DT	2018-19

# 99		
Bell, Kendrell	LB	2005-07
Bell, Mike	DE	1979-85, 1987-91
Booker, Vaughn	DE	1994-97
Clemons, Duane	DE	2000-02
Coburn, Keondre	DT	2023
Ellison, Atiyah	DE	2010
Gordon, Amon	DL	2011
Holland, Darius	DT	1998
Holliday, Vonnie	DE	2003-04
Jackson, T.J.	DT	2008
Jones, Edgar	LB	2012
Ladd, Ernie	DT	1967-68
Love, Kyle	DT	2013
Nunez-Roches, Rakeem	DL	2015-17
Powe, Jerrell	NT	2011-13
Saunders, Khalen	DT	2019-22

Simoneau, Mark	LB	2010
Walker, Vance	DT	2014
Young, Wilbur	DE	1971-77

PLAYERS WHO WORE MORE THAN ONE JERSEY

64, 74	Acker, Bill	NT/DE	1982, 1987
25, 27	Acker, Kenneth	CB	2016-17
71, 73, 79	Allen, Jeff	G/OL	2012-15, 2018-19
35, 50	Atkins, Larry	S/LB	1999-02
85, 88	Bailey, Victor	WR	1995-96
21, 24	Bartee, William	CB	2000-06
21, 30	Bayless, Martin	S	1992-93, 1995-96
52, 56, 96	Beisel, Monty	DE/LB	2001-04, 2009
32, 54	Bolton, Nick	LB	2021-22
2, 30	Bootle, Dicaprio	CB	2021-22
22, 38	Brown, Dee	RB	2005-06
66, 71	Budde, Brad	G	1980-86
6, 12	Buechele, Shane	QB	2021-22
51, 56	Bush, Lew	LB	2000-02
51, 59	Cadrez, Glenn	LB	2001-02
11, 84	Chambers, Chris	WR	2009-10
23, 30	Colclough, Ricardo	CB	2008-09
79, 92	Downing, Eric	DT	2001-03
20, 32	Draughn, Shaun	RB	2011-12
23, 29	Fuller, Kendall	CB/S	2018-19
43, 48	Gafford, Thomas	LS	2008-14
81, 89	Gordon, Richard	TE	2013-14
11, 18	Grbac, Elvis	QB	1997-00
46, 51	Grigsby, Boomer	LB/FB	2005-07
20, 82	Hall, Dante	RB/WR	2000-06
12, 17	Hardman, Mecole	WR	2019-23
27, 29	Hill, Greg	RB	1994-97
14, 81	Jackson, Curtis	WR	2002-03
27, 34	Johnson, Larry	RB	2003-09
9, 11	Jones, Reggie	WR	1997, 2001
73, 75	Jones, Willie	T	2000-02
19, 85	Kemp, Marcus	WR	2017-22
26, 29, 45	Lammons, Chris	CB	2020-22
51, 62	Lingner, Adam	C	1983-86, 1988
68, 87	Maneri, Steve	T/TE	2011-12
71, 75	McCleary, Norris	DT	2000-01
21, 22	McDuffie, Trent		
66, 97	Newson, Tony	LB	2002
97, 57	Okafor, Alex	DE	2019-21
91, 97	Parten, Ty	DT	1997-00
95, 99	Powe, Jerrell	NT	2011-13
20, 40	Reaser, Keith	CB	2017, 2019
61, 62	Reiter, Austin	C	2018-20, 2022
23, 30	Richardson, Mike	CB	2009-10
11, 14	Robinson, Demarcus	WR	2016-21
82, 83	Rucker, Martin	TE	2012
21, 45	Saxon, James	RB	1988-91
55, 91	Scanlon, Rich	LB	2004-06
66, 72	Siglar, Ricky	T	1993-96, 1998
85, 88	Slaughter, Webster	WR	1995
1, 46	Smith, Noland	WR	1967-69
21, 27	Smith, Sean	CB	2013-15
12, 13	Stanzi, Ricky	QB	2011-12
55, 56	Stills, Gary	LB/DE	1999-05
65, 75	Taylor, Herb	T	2007-08
24, 25, 32	Terry, Doug	S	1992-95
13, 84	Thomas, De'Anthony	RB/WR	2014-19
25, 41	Tongue, Reggie	S	1996-99
27, 40	Walker, Bracy	S	1994, 1998-01
70, 74	Wallace, Steve	T	1997
32, 39	Ware, Spencer	RB	2015-19
29, 48	Washington, Brian	S	1995-96
20, 27	Washington, Donald	S/CB	2009-11
23, 25	Watts, Armani	S	2018-21
30, 35	West, Charcancrick	RB	2014-18
22, 44	Williams, Harvey	RB	1991-93
23, 2	Williams, Joshua	CB	2022-23
29, 46	Williams, Robert	CB	1998-99
90, 96	Williams, Tyrone	DE/DT	2000-01
68, 70	Witzmann, Bryan	T	2016-17, 2020
21, 31	Woods, Jerome	S	1996-05
14, 19	Wright, Matthew	K	2022

JERSEYS WORN BY JUST ONE PLAYER

16	Len Dawson	QB	1962-75
28	Abner Haynes	RB	1960-64

MOST FREQUENTLY ISSUED JERSEY

80	Worn by 27 different players	1961-2023
----	------------------------------	-----------

ALL-TIME ROSTER BY COLLEGES/UNIVERSITIES

Players listed on the Chiefs all-time roster have been produced by 299 different colleges and universities.

Abilene Christian	3	Florida Atlantic	1	Monmouth (Ill.)	1	Southern California	18
Air Force	1	Florida International	1	Montana State	3	Southern Illinois	2
Akron	3	Florida State	18	Morehead State	1	Southern Mississippi	8
Alabama	20	Fresno State	5	Morgan State	2	Southwest Texas State	1
Alabama - Birmingham	1	Frostburg State	1	Morris Brown	2	Southwestern Louisiana	1
Alabama A&M	2	Furman	2	Mt. San Antonio JC	1	Stanford	11
Albany	2	Gardner-Webb	2	Murray State	1	Stephen F. Austin	4
Alcorn State	3	Georgia	17	Nebraska	18	Stony Brook	1
Appalachian State	3	Georgia Southern	2	Nebraska - Omaha	2	SUNY - Cortland	1
Arizona	10	Georgia State	1	Nevada	3	Syracuse	7
Arizona State	19	Georgia Tech	10	New Hampshire	1	Tampa	3
Arkansas	12	Graceland (Iowa)	1	New Mexico	3	Tarkio	1
Arkansas - Pine Bluff	4	Grambling State	14	New Mexico State	3	Tarleton State	1
Arkansas State	1	Grand Valley State	2	Newberry	1	TCU	10
Army	1	Hampton	2	Nicholls State	3	Temple	6
Auburn	17	Hastings	1	North Alabama	1	Tennessee	14
Azusa Pacific	1	Hawaii	4	North Carolina	13	Tennessee State	14
Ball State	2	Heidelberg	1	North Carolina A&T	1	Texas	25
Baylor	15	Henderson State	1	North Carolina Central	2	Texas - Arlington	1
Bethune-Cookman	2	Holy Cross	5	North Carolina State	7	Texas A&M	12
Bishop College	1	Houston	12	North Dakota	1	Texas A&M - Commerce	2
Boise State	2	Howard	3	North Dakota State	2	Texas A&M - Kingsville	4
Boston College	9	Howard Payne	1	North Texas	5	Texas Southern	6
Boston University	2	Humboldt State	2	Northeast Louisiana	1	Texas Tech	11
Bowling Green	3	Idaho	3	Northern Arizona	3	Thiel College	1
Brigham Young	10	Idaho State	3	Northern Colorado	2	Toledo	3
Buffalo	1	Illinois	8	Northern Illinois	2	Trinity	2
Cal Poly - San Luis Obispo	1	Illinois State	2	Northern Iowa	3	Troy	3
Cal State - Fullerton	4	Indiana	7	Northern Michigan	1	Truman State	1
Cal State - Long Beach	1	Indiana (Pa.)	2	Northern State	1	Tulane	5
Cal State - Northridge	1	Iowa	20	Northwestern	6	Tulsa	5
California	14	Iowa State	6	Northwestern State	4	Tusculum	1
California (Pa.)	2	Itawamba J.C.	1	Notre Dame	24	Tuskegee	1
California Lutheran	1	Jackson State	5	NW Missouri St.	1	U.S. International	1
Cameron	1	Jacksonville State	2	Ohio State	14	UCLA	19
Carson-Newman	2	James Madison	2	Ohio Wesleyan	1	UNLV	3
Central Arkansas	2	Kansas	16	Oklahoma	25	UT - Chattanooga	1
Central Connecticut State	1	Kansas State	21	Oklahoma State	12	Utah	6
Central Florida	7	Kent State	2	Old Dominion	1	Utah State	10
Central Michigan	3	Kentucky	6	Oregon	17	UTEP	5
Central Oklahoma	1	Knoxville	1	Oregon State	15	Valdosta State	2
Central State (Ohio)	1	Lamar	1	Ouachita Baptist	1	Vanderbilt	5
Charleston Southern	1	Lehigh	1	Pacific	1	Villanova	1
Chico State	1	Linfield	1	Pacific Lutheran	1	Virginia	10
Cincinnati	11	LIU - C. W. Post	1	Palomar	1	Virginia Tech	6
Clark	1	Louisiana	1	Paul Quinn	1	Virginia Union	1
Clemson	16	Louisiana - Monroe	4	Penn State	21	Wagner	1
Coastal Carolina	1	Louisiana State	27	Pennsylvania	2	Wake Forest	6
Colgate	3	Louisiana Tech	2	Pittsburg State	1	Washburn	1
Colorado	12	Louisville	6	Pittsburgh	16	Washington	14
Colorado State	2	Maine	2	Portland State	2	Washington State	9
Colorado State - Pueblo	2	Marshall	6	Prairie View	8	Weber State	1
Columbia (N.Y.)	1	Maryland	8	Princeton	2	West Alabama	1
Concordia (Canada)	1	Massachusetts	1	Purdue	14	West Chester	2
Concordia (Minn.)	1	McGill	2	Rhode Island	1	West Georgia	1
Connecticut	4	McNeese State	2	Rice	3	West Texas State	2
Cornell	1	Memphis	8	Richmond	1	West Virginia	5
Culver-Stockton	1	Miami (Fla.)	21	Rocky Mountain	1	Western Carolina	1
Dartmouth	2	Miami (Ohio)	2	Rutgers	7	Western Illinois	2
Dayton	1	Michigan	22	Sam Houston State	2	Western Kentucky	2
Delaware	1	Michigan State	16	Samford	2	Western Michigan	3
Delaware State	1	Mid-America Nazarene	1	San Diego State	8	Western Oregon	1
Drake	1	Middle Tennessee State	6	San Francisco	1	Wheaton	1
Duke	3	Milton	1	San Jose State	15	Whitworth (WA)	1
East Carolina	2	Minnesota	9	Santa Clara	2	William & Mary	1
East Stroudsburg State	1	Minnesota - Duluth	1	Shepherd	1	William Jewell	1
Eastern Carolina	1	Mississippi	9	SMU	16	William Penn	1
Eastern Illinois	2	Mississippi Delta J.C.	1	South Carolina	12	Winston-Salem State	1
Eastern Kentucky	3	Mississippi State	10	South Carolina State	4	Wisconsin	5
Eastern Michigan	4	Mississippi Valley State	2	South Dakota	1	Wisconsin - La Crosse	1
Elizabeth City State	2	Missouri	22	South Dakota State	3	Wisconsin - Milwaukee	1
Emporia State	2	Missouri S&T	1	South Florida	5	Wyoming	1
Fayetteville State	1	Missouri Southern	1	Southeast Missouri	1	Yale	2
Florida	18	Missouri State	1	Southeastern Louisiana	2	Youngstown State	1
Florida A&M	4	Missouri Valley College	1	Southern	5		



COLLEGES/UNIVERSITIES PRODUCING THE MOST CHIEFS PLAYERS

27	Louisiana State	10	Arizona, Brigham Young, Georgia Tech,
25	Oklahoma, Texas		Mississippi State, TCU, Utah State, Virginia
24	Notre Dame	9	Boston College, Minnesota, Mississippi, Washington State
22	Michigan, Missouri	8	Illinois, Maryland, Memphis, Prairie View,
21	Miami (Fla.), Penn State, Kansas State		San Diego State, Southern Mississippi
20	Alabama, Iowa	7	Central Florida, Indiana, North Carolina State, Rutgers, Syracuse
19	Arizona State, UCLA	6	Iowa State, Louisville, Marshall, Middle Tennessee
18	Florida State, Nebraska, Southern California, Florida		Northwestern, Temple, Texas Southern, Utah, Virginia Tech, Wake Forest
17	Auburn, Georgia, Oregon	5	14 schools
16	Clemson, Kansas, Michigan State, Pittsburgh, SMU	4	11 schools
15	Baylor, Oregon State, San Jose State	3	25 schools
14	California, Grambling State, Ohio State, Purdue,	2	56 schools
	Tennessee, Tennessee State, Washington	1	118 schools
13	North Carolina		
12	Arkansas, Colorado, Houston,		
	Oklahoma State, South Carolina, Texas A&M		
11	Cincinnati, Stanford, Texas Tech		

ALL-TIME STARTING QUARTERBACKS




Patrick Mahomes
2018-23
74-22-0 (.771)



Steve Bono
1994-96
21-10 (.677)



Len Dawson
1962-75
93-56-8 (.618)



Steve DeBerg
1988-91
31-20-1 (.606)

YEAR-BY-YEAR RESULTS

Year	Quarterback	Record	Year	Quarterback	Record
1960	Cotton Davidson	8-6	1990	Steve DeBerg	11-5
1961	Cotton Davidson	5-7	1991	Steve DeBerg	10-5
	Randy Duncan	1-1		Mark Vlasic	0-1
1962	Len Dawson	11-3	1992	Dave Krieg	10-6
1963	Len Dawson	5-7-1	1993	Joe Montana	8-3
	Eddie Wilson	0-0-1		Dave Krieg	3-2
1964	Len Dawson	7-7	1994	Joe Montana	9-5
1965	Len Dawson	6-4-2		Steve Bono	0-2
	Pete Beathard	1-1	1995	Steve Bono	13-3
1966	Len Dawson	11-2-1	1996	Steve Bono	8-5
1967	Len Dawson	9-5		Rich Gannon	1-2
1968	Len Dawson	11-2	1997	Elvis Grbac	8-2
	Jacky Lee	1-0		Rich Gannon	5-1
1969	Len Dawson	5-2	1998	Elvis Grbac	2-4
	Jacky Lee	0-1		Rich Gannon	5-5
	Mike Livingston	6-0	1999	Elvis Grbac	9-7
1970	Len Dawson	5-5-2	2000	Elvis Grbac	7-8
	Mike Livingston	2-0		Warren Moon	0-1
1971	Len Dawson	9-3-1	2001	Trent Green	6-10
	Mike Livingston	1-0	2002	Trent Green	8-8
1972	Len Dawson	7-5	2003	Trent Green	13-3
	Mike Livingston	1-1	2004	Trent Green	7-9
1973	Len Dawson	3-2-1	2005	Trent Green	10-6
	Mike Livingston	4-3-1	2006	Trent Green	4-4
1974	Len Dawson	3-5		Damon Huard	5-3
	Mike Livingston	2-4	2007	Damon Huard	4-6
1975	Mike Livingston	4-3		Brodie Croyle	0-6
	Len Dawson	1-4	2008	Brodie Croyle	0-2
	Tony Adams	0-2		Damon Huard	1-2
1976	Mike Livingston	5-9		Tyler Thigpen	1-10
1977	Mike Livingston	1-10	2009	Matt Cassel	4-11
	Tony Adams	1-2		Brodie Croyle	0-1
1978	Mike Livingston	4-10	2010	Matt Cassel	10-5
	Tony Adams	0-2		Brodie Croyle	0-1
1979	Mike Livingston	1-3	2011	Matt Cassel	4-5
	Steve Fuller	6-6		Tyler Palko	1-3
1980	Steve Fuller	6-7		Kyle Orton	2-1
	Bill Kenney	2-1	2012	Matt Cassel	1-7
1981	Bill Kenney	8-5		Brady Quinn	1-7
	Steve Fuller	1-2	2013	Alex Smith	11-4
1982	Bill Kenney	3-3		Chase Daniel	0-1
	Steve Fuller	0-3	2014	Alex Smith	8-7
1983	Bill Kenney	6-10		Chase Daniel	1-0
1984	Bill Kenney	4-4	2015	Alex Smith	11-5
	Todd Blackledge	4-4	2016	Alex Smith	11-4
1985	Bill Kenney	3-7		Nick Foles	1-0
	Todd Blackledge	3-3	2017	Alex Smith	9-6
1986	Todd Blackledge	5-3		Patrick Mahomes	1-0
	Bill Kenney	5-3	2018	Patrick Mahomes	12-4
1987	Bill Kenney	3-5	2019	Patrick Mahomes	11-3
	Todd Blackledge	1-1		Matt Moore	1-1
	Frank Seurer	0-2	2020	Patrick Mahomes	14-1
	Matt Stevens*	0-2		Chad Henne	0-1
	Doug Hudson*	0-1	2021	Patrick Mahomes	12-5
1988	Steve DeBerg	4-6-1	2022	Patrick Mahomes	14-3
	Bill Kenney	0-5	2023	Patrick Mahomes	11-6
1989	Steve DeBerg	6-4			
	Ron Jaworski	1-2			
	Steve Pelluer	1-1-1			


*Denotes replacement player




Joe Montana
1993-94
17-8 (.680)



Alex Smith
2013-17
50-26 (.657)



Dave Krieg
1992-93
13-8 (.619)



Elvis Grbac
1997-00
26-21 (.553)



Rich Gannon
1995-98
11-8 (.579)

ALL-TIME CHIEFS STARTING QB RECORDS

REGULAR SEASON WINNING PERCENTAGE

	PLAYER	YEAR(S) STARTED	RECORD	WIN PCT.		PLAYER	YEAR(S) STARTED	RECORD	WIN PCT.
1.	Patrick Mahomes	2017-23	75-22	.773	20.	Damon Huard	2006-08	10-11	.476
2.	Joe Montana	1993-94	17-8	.680	21.	Matt Cassel	2009-12	19-28	.404
3.	Steve Bono	1994-96	21-10	.677	22.	Bill Kenney	1981-87	34-43	.442
4.	Kyle Orton	2011	2-1	.667	23.	Mike Livingston	1969, 1973-78	31-43-1	.420
5.	Alex Smith	2013-17	50-26	.657	24.	Steve Fuller	1979-80	13-18	.419
6.	Dave Krieg	1992-93	13-8	.619	25.	Ron Jaworski	1989	1-2	.333
7.	Len Dawson	1962-75	93-56-8	.618	26.	Tyler Palko	2011	1-3	.250
8.	Steve DeBerg	1988-91	31-20-1	.606	27.	Tony Adams	1975, 1977-78	1-6	.143
9.	Rich Gannon	1996-98	11-8	.579	28.	Brady Quinn	2012	1-7	.125
10.	Elvis Grbac	1997-00	26-21	.553	29.	Tyler Thigpen	2008	1-10	.091
11.	Trent Green	2001-06	48-40	.545	30t.	Doug Hudson*	1987	0-1	.000
12.	Todd Blackledge	1984-86	13-11	.542		Warren Moon	2000	0-1	.000
13t.	Pete Beathard	1965	1-1	.500		Mark Vlasic	1991	0-1	.000
	Cotton Davidson	1960-61	13-13	.500		Frank Seurer	1987	0-2	.000
	Chase Daniel	2013-14	1-1	.500		Matt Stevens*	1987	0-2	.000
	Randy Duncan	1961	1-1	.500		Brodie Croyle	2007-10	0-10	.000
	Jacky Lee	1968-69	1-1	.500					
	Steve Pelluer	1989	1-1-1	.500					
	Eddie Wilson	1963	0-0-1	.500					

*Denotes replacement player.

REGULAR SEASON WINNING PERCENTAGE AT GEHA FIELD AT ARROWHEAD

	PLAYER	YEARS STARTED	STARTS	RECORD	WIN PCT.
1.	Joe Montana	1993-94	12	10-2	.833
2.	Dave Krieg	1992-93	11	9-2	.818
3.	Steve Bono	1994-96	16	13-3	.813
4.	Rich Gannon	1996-98	9	7-2	.778
5.	Patrick Mahomes	2018-23	46	35-11	.761

*Minimum of five starts.

MOST REGULAR SEASON GAMES STARTED

	PLAYER	YEARS STARTED	STARTS	RECORD	WIN PCT.
1.	Len Dawson	1962-75	157	93-56-8	.618
2.	Patrick Mahomes	2017-23	96	74-22	.771
3.	Trent Green	2001-06	88	48-40	.545
4.	Bill Kenney	1981-87	77	34-43	.442
5.	Alex Smith	2013-17	76	50-26	.657

PLAYOFF RESULTS

	PLAYER	PLAYOFF SEASONS	STARTS	RECORD	WIN PCT.
1.	Patrick Mahomes	2018-23	18	15-3	.833
2.	Len Dawson	1962, 1966, 1968-69, 1971	8	5-3	.625
3.	Alex Smith	2013, 2015-17	5	1-4	.200
4.	Joe Montana	1993-94	4	2-2	.500
5.	Steve DeBerg	1990-91	3	1-2	.333
6.	Trent Green	2003, 2006	2	0-2	.000

GAME-BY-GAME STARTING QUARTERBACKS

1960 (8-6)

Date	Result	Opp.	Chiefs QB	Opp. QB
9/10	L	@ LAC	Davidson	Kemp
9/16	W	@ OAK	Davidson	Flores
9/25	W	LAC	Davidson	Kemp
10/2	L	NYT	Davidson	Dorrow
10/9	L	OAK	Davidson	Flores
10/16	L	@ HOU	Davidson	Blanda
10/30	W	@ DEN	Davidson	Tripucka
11/6	W	@ BUF	Davidson	Green
11/13	W	DEN	Davidson	Tripucka
11/18	L	@ BOS	Davidson	Songin
11/24	L	@ NYT	Davidson	Dorrow
12/4	W	HOU	Davidson	Lee
12/11	W	BOS	Davidson	Songin
12/18	W	BUF	Davidson	Lucas
	Home	Road	Neutral	Overall
Davidson	5-2	3-4	0-0	8-6

12/1	L	0-17	@ NYJ	Dawson	Wood
12/8	W	52-21	DEN	Dawson	Slaughter
12/14	W	35-3	BOS	Dawson	Parilli
12/22	W	48-0	NYJ	Dawson	Hall
		Home	Road	Neutral	Overall
Dawson		4-3	1-4-1	0-0	5-7-1
Wilson		0-0	0-0-1	0-0	0-0-1

1964 (7-7)

Date	Result	Opp.	Chiefs QB	Opp. QB	
9/13	L	@ BUF	Dawson	Kemp	
9/27	W	@ OAK	Dawson	Flores	
10/4	W	HOU	Dawson	Blanda	
10/11	L	@ DEN	Dawson	Lee	
10/18	L	BUF	Dawson	Kemp	
10/23	L	@ BOS	Dawson	Parilli	
11/1	W	DEN	Dawson	Slaughter	
11/8	W	OAK	Dawson	Davidson	
11/15	L	SD	Dawson	Hadl	
11/22	W	@ HOU	Dawson	Trull	
11/29	L	@ NYJ	Dawson	Wood	
12/6	L	BOS	Dawson	Parilli	
12/13	W	@ SD	Dawson	Rote	
12/20	W	NYJ	Dawson	Liske	
		Home	Road	Neutral	Overall
Dawson		4-3	3-4	0-0	7-7

1961 (11-3)

Date	Result	Opp.	Chiefs QB	Opp. QB
9/10	L	SD	Davidson	Kemp
9/24	W	@ OAK	Duncan	Flores
10/1	W	HOU	Davidson	Blanda
10/8	W	@ DEN	Davidson	Tripucka
10/15	L	@ BUF	Davidson	Reynolds
10/22	L	@ HOU	Davidson	Lee
10/29	L	BOS	Duncan	Parilli
11/3	L	@ BOS	Davidson	Songin
11/12	L	BUF	Davidson	Raab
11/19	L	@ SD	Davidson	Kemp
11/26	W	@ OAK	Davidson	Flores
12/3	L	@ NYT	Davidson	Dorrow
12/10	W	DEN	Davidson	Tripucka
12/17	W	NYT	Davidson	Dorrow
	Home	Road	Neutral	Overall
Davidson	4-2	1-5	0-0	5-7
Duncan	0-1	1-0	0-0	1-1

1965 (7-5-2)

Date	Result	Opp.	Chiefs QB	Opp. QB	
9/12	L	@ OAK	Dawson	Flores	
9/18	W	@ NYJ	Dawson	Taliaferro	
9/26	T	@ SD	Dawson	Hadl	
10/3	W	BOS	Dawson	Parilli	
10/10	W	@ DEN	Beathard	Slaughter	
10/17	L	BUF	Dawson	Kemp	
10/24	L	@ HOU	Beathard	Trull	
10/31	W	OAK	Dawson	Wood	
11/7	L	NYJ	Dawson	Taliaferro	
11/14	W	SD	Dawson	Hadl	
11/21	T	@ BOS	Dawson	Parilli	
11/28	W	HOU	Dawson	Blanda	
12/12	L	@ BUF	Dawson	Kemp	
12/19	W	DEN	Dawson	McCormick	
		Home	Road	Neutral	Overall
Dawson		5-2	1-2-2	0-0	6-4-2
Beathard		0-0	1-1	0-0	1-1

1962 (11-3)

Date	Result	Opp.	Chiefs QB	Opp. QB
9/8	W	BOS	Dawson	Parilli
9/23	W	@ OAK	Dawson	Davidson
9/30	W	BUF	Dawson	Dorrow
10/7	L	@ SD	Dawson	Wood
10/12	W	@ BOS	Dawson	Parilli
10/21	W	NYT	Dawson	Green
10/28	W	@ HOU	Dawson	Blanda
11/4	L	HOU	Dawson	Blanda
11/11	W	@ NYT	Dawson	Green
11/18	W	@ DEN	Dawson	Tripucka
11/25	W	OAK	Dawson	Davidson
12/2	L	@ BUF	Dawson	Kemp
12/9	W	DEN	Dawson	Tripucka
12/16	W	SD	Dawson	Hadl
		AFL Championship Game		
		Home	Road	Neutral
12/23	W	@ HOU	Dawson	Blanda
Dawson		6-1	5-2 (1-0)	0-0

1966(11-2-1)

Date	Result	Opp.	Chiefs QB	Opp. QB
9/11	W	@ BUF	Dawson	Kemp
9/18	W	@ OAK	Dawson	Davidson
9/25	W	@ BOS	Dawson	Parilli
10/2	L	BUF	Dawson	Kemp
10/8	W	DEN	Dawson	McCormick
10/16	L	OAK	Dawson	Flores
10/23	W	@ DEN	Dawson	Choboian
10/30	W	HOU	Dawson	Blanda
11/6	W	SD	Dawson	Hadl
11/13	W	MIA	Dawson	Wilson
11/20	T	BOS	Dawson	Parilli
11/27	W	@ NYJ	Dawson	Namath
12/11	W	@ MIA	Dawson	Wood
12/18	W	@ SD	Dawson	Hadl
		AFL Championship Game		
		Home	Road	Neutral
1/1	W	@ BUF	Dawson	Kemp
		Super Bowl I		
		Home	Road	Neutral
1/15	L	GB	Dawson	Starr
Dawson		4-2-1	7-0 (1-0)	0-0 (0-1)

1963 (5-7-2)

Date	Result	Opp.	Chiefs QB	Opp. QB
9/7	W	@ DEN	Dawson	Tripucka
9/22	T	@ BUF	Dawson	Kemp
9/29	L	@ SD	Dawson	Rote
10/6	W	HOU	Dawson	Blanda
10/13	L	BUF	Dawson	Kemp
10/20	L	SD	Dawson	Rote
10/27	L	@ HOU	Dawson	Blanda
11/3	L	@ OAK	Dawson	Flores
11/8	L	OAK	Dawson	Flores
11/17	T	@ BOS	Wilson	Parilli

1967 (9-5)

Date	Result	Opp.	Chiefs QB	Opp. QB
9/9	W 25-20	@ HOU	Dawson	Lee
9/24	W 24-0	@ MIA	Dawson	Griese
10/1	L 21-23	@ OAK	Dawson	Lamonica
10/8	W 41-0	MIA	Dawson	Norton
10/15	L 31-45	@ SD	Dawson	Hadl
10/22	L 19-24	HOU	Dawson	Beathard
10/29	W 52-9	DEN	Dawson	Tensi
11/5	W 42-18	NYJ	Dawson	Namath
11/12	W 33-10	@ BOS	Dawson	Parilli
11/19	L 16-17	SD	Dawson	Hadl
11/23	L 22-44	OAK	Dawson	Lamonica
12/3	W 23-13	BUF	Dawson	Kemp
12/10	W 21-7	@ NYJ	Dawson	Namath
12/17	W 38-24	@ DEN	Dawson	Tensi
	Home	Road	Neutral	Overall
Dawson	4-3	5-2	0-0	9-5

1968 (12-2)

Date	Result	Opp.	Chiefs QB	Opp. QB
9/9	W 26-21	@ HOU	Dawson	Beathard
9/15	L 19-20	NYJ	Dawson	Namath
9/22	W 34-2	DEN	Dawson	LeClair
9/28	W 48-3	@ MIA	Dawson	Griese
10/5	W 18-7	@ BUF	Dawson	Darragh
10/13	W 13-3	CIN	Dawson	Stofa
10/20	W 24-10	OAK	Dawson	Lamonica
10/27	W 27-20	SD	Dawson	Hadl
11/3	L 21-38	@ OAK	Dawson	Lamonica
11/10	W 16-9	@ CIN	Lee	Wyche
11/17	W 31-17	BOS	Dawson	Sherman
11/28	W 24-10	HOU	Dawson	Beathard
12/8	W 40-3	@ SD	Dawson	Hadl
12/14	W 30-7	@ DEN	Dawson	Briscoe
	AFL Divisional Playoff Game			
12/22	L 6-41	@ OAK	Dawson	Lamonica
	Home	Road	Neutral	Overall
Dawson	6-1	6-1 (0-1)	0-0	12-2 (0-1)
Lee	0-0	1-0	0-0	1-0

1969 (11-3)

Date	Result	Opp.	Chiefs QB	Opp. QB
9/14	W 27-9	@ SD	Dawson	Hadl
9/21	W 31-0	@ BOS	Dawson	Taliaferro
9/28	L 19-24	@ CIN	Lee	Cook
10/5	W 26-13	@ DEN	Livingston	Tensi
10/12	W 24-0	HOU	Livingston	Beathard
10/19	W 17-10	MIA	Livingston	Griese
10/26	W 42-22	CIN	Livingston	Wyche
11/2	W 29-7	@ BUF	Livingston	Briscoe
11/9	W 27-3	SD	Dawson	Domres
11/16	W 34-16	@ NYJ	Dawson	Namath
11/23	L 24-27	OAK	Dawson	Lamonica
11/27	W 31-17	DEN	Dawson	Tensi
12/7	W 22-19	BUF	Livingston	Kemp
12/13	L 6-10	@ OAK	Dawson	Lamonica
	AFL Divisional Playoff Game			
12/20	W 13-6	@ NYJ	Dawson	Namath
	AFL Championship Game			
1/4	W 17-7	@ OAK	Dawson	Lamonica
	Super Bowl IV			
1/11	W 23-7	MIN	Dawson	Kapp
	Home	Road	Neutral	Overall
Dawson	2-1	3-1 (2-0)	0-0 (1-0)	5-2 (3-0)
Lee	0-0	0-1	0-0	0-1
Livingston	4-0	2-0	0-0	6-0

1970 (7-5-2)

Date	Result	Opp.	Chiefs QB	Opp. QB
9/20	L 10-27	@ MIN	Dawson	Cuozzo
9/28	W 44-24	@ BAL	Dawson	Unitas
10/4	L 13-26	@ DEN	Dawson	Liske
10/11	W 23-10	BOS	Livingston	Taliaferro
10/18	W 27-19	@ CIN	Livingston	Carter
10/25	L 16-27	DAL	Dawson	Morton

11/1	T 17-17	OAK	Dawson	Lamonica
11/8	W 24-9	HOU	Dawson	Johnson
11/15	W 31-14	@ PIT	Dawson	Hanratty
11/22	T 6-6	STL	Dawson	Hart
11/29	W 26-14	SD	Dawson	Hadl
12/6	W 16-0	DEN	Dawson	Pastrana
12/12	L 6-20	@ OAK	Dawson	Lamonica
12/20	L 13-31	@ SD	Dawson	Hadl
	Home	Road	Neutral	Overall
Dawson	3-1-2	2-4	0-0	5-5-2
Livingston	1-0	1-0	0-0	2-0

1971 (10-3-1)

Date	Result	Opp.	Chiefs QB	Opp. QB
9/19	L 14-21	@ SD	Dawson	Hadl
9/26	W 20-16	@ HOU	Dawson	Johnson
10/3	W 16-3	@ DEN	Dawson	Horn
10/10	W 31-10	SD	Dawson	Hadl
10/18	W 38-16	PIT	Dawson	Bradshaw
10/24	W 27-20	WAS	Dawson	Kilmer
10/31	T 20-20	@ OAK	Dawson	Lamonica
11/7	L 10-13	@ NYJ	Dawson	Davis
11/14	W 13-7	CLE	Dawson	Phipps
11/21	W 28-10	DEN	Dawson	Ramsey
11/25	L 21-32	@ DET	Dawson	Landry
12/6	W 26-17	@ SF	Dawson	Brodie
12/12	W 16-14	OAK	Dawson	Lamocina
12/19	W 22-9	BUF	Livingston	Shaw
	AFC Divisional Playoff Game			
12/25	L 24-27**	MIA	Dawson	Griese
	Home	Road	Neutral	Overall
Dawson	6-0 (0-1)	3-3-1	0-0	9-3-1 (0-1)
Livingston	1-0	0-0	0-0	1-0

1972 (8-6)

Date	Result	Opp.	Chiefs QB	Opp. QB
9/17	L 10-20	MIA	Dawson	Griese
9/25	W 20-17	@ NO	Dawson	Manning
10/1	W 45-24	@ DEN	Dawson	Ramsey
10/8	W 31-7	@ CLE	Livingston	Phipps
10/15	L 16-23	CIN	Livingston	Anderson
10/22	L 20-21	PHI	Dawson	Liske
10/29	W 26-14	@ SD	Dawson	Hadl
11/5	W 27-14	OAK	Dawson	Lamonica
11/12	L 7-16	@ PIT	Dawson	Bradshaw
11/19	L 17-27	SD	Dawson	Hadl
11/26	L 3-26	@ OAK	Dawson	Lamonica
12/3	W 24-21	DEN	Dawson	Johnson
12/10	W 24-10	BAL	Dawson	Domres
12/17	W 17-14	@ ATL	Dawson	Berry
	Home	Road	Neutral	Overall
Dawson	3-3	4-2	0-0	7-5
Livingston	0-1	1-0	0-0	1-1

1973 (7-5-2)

Date	Result	Opp.	Chiefs QB	Opp. QB
9/16	L 13-23	LAR	Livingston	Hadl
9/23	W 10-7	@ NE	Dawson	Plunkett
9/30	W 16-3	OAK	Dawson	Lamonica
10/7	W 16-14	DEN	Dawson	Johnson
10/14	T 10-10	@ GB	Dawson	Hunter
10/21	L 6-14	@ CIN	Dawson	Anderson
10/29	L 14-23	@ BUF	Dawson	Ferguson
11/4	W 19-0	@ SD	Livingston	Fouts
11/12	W 19-7	CHI	Livingston	Douglass
11/18	W 38-14	HOU	Livingston	Dickey
11/25	L 10-14	@ DEN	Livingston	Johnson
12/2	T 20-20	CLE	Livingston	Pitts
12/8	L 7-37	@ OAK	Livingston	Stabler
12/16	W 33-6	SD	Livingston	Fouts
	Home	Road	Neutral	Overall
Dawson	2-0	1-2-1	0-0	3-2-1
Livingston	3-1-1	1-2	0-0	4-3-1



1974 (5-9)

Date	Result	Opp.	Chiefs QB	Opp. QB	
9/15	W	24-16	NYJ	Dawson	Namath
9/22	L	7-27	@ OAK	Dawson	Stabler
9/29	W	17-7	@ HOU	Livingston	Dickey
10/6	L	14-17	DEN	Livingston	Johnson
10/13	L	24-34	PIT	Livingston	Gilliam
10/20	L	3-9	@ MIA	Livingston	Griese
10/27	W	24-14	@ SD	Livingston	Fouts
11/3	L	27-33	NYG	Livingston	Morton
11/10	L	7-14	SD	Dawson	Fouts
11/18	W	42-34	@ DEN	Dawson	Johnson
11/24	L	6-33	@ CIN	Dawson	Anderson
12/1	W	17-13	@ STL	Dawson	Hart
12/8	L	6-7	OAK	Dawson	Lawrence
12/14	L	15-35	MIN	Dawson	Tarkenton
	Home	Road	Neutral	Overall	
Dawson	1-3	2-2	0-0	3-5	
Livingston	0-3	2-1	0-0	2-4	

1975 (5-9)

Date	Result	Opp.	Chiefs QB	Opp. QB	
9/21	L	33-37	@ DEN	Livingston	Johnson
9/28	L	24-30	NYJ	Dawson	Namath
10/5	L	3-20	SF	Dawson	Snead
10/12	W	42-10	OAK	Livingston	Stabler
10/19	W	12-10	@ SD	Livingston	Fouts
10/26	W	26-13	DEN	Livingston	Johnson
11/2	L	13-17	HOU	Livingston	Pastorini
11/10	W	34-31	@ DAL	Livingston	Staubach
11/16	L	3-28	@ PIT	Livingston	Bradshaw
11/23	W	24-21*	DET	Dawson	Reed
11/30	L	14-28	@ BAL	Dawson	Jones
12/7	L	20-28	SD	Dawson	Fouts
12/14	L	14-20	@ CLE	Adams	Phipps
12/21	L	20-28	@ OAK	Adams	Stabler
	Home	Road	Neutral	Overall	
Livingston	2-1	2-2	0-0	4-3	
Dawson	1-3	0-1	0-0	1-4	
Adams	0-0	0-2	0-0	0-2	

1976 (5-9)

Date	Result	Opp.	Chiefs QB	Opp. QB	
9/12	L	16-30	SD	Livingston	Fouts
9/20	L	21-24	OAK	Livingston	Stabler
9/26	L	17-27	NO	Livingston	Scott
10/3	L	17-50	@ BUF	Livingston	Ferguson
10/10	W	33-30	@ WAS	Livingston	Theismann
10/17	W	20-17*	@ MIA	Livingston	Griese
10/24	L	26-35	DEN	Livingston	Ramsey
10/31	W	28-19	@ TB	Livingston	Spurrier
11/7	L	0-45	PIT	Livingston	Bradshaw
11/14	L	10-21	@ OAK	Livingston	Stabler
11/21	L	24-27	CIN	Livingston	Anderson
11/28	W	23-20	@ SD	Livingston	Fouts
12/5	L	16-17	@ DEN	Livingston	Penrose
12/12	W	39-14	CLE	Livingston	Sipe
	Home	Road	Neutral	Overall	
Livingston	1-6	4-3	0-0	5-9	

1977 (2-12)

Date	Result	Opp.	Chiefs QB	Opp. QB	
9/18	L	17-21	@ NE	Livingston	Grogan
9/25	L	7-23	SD	Livingston	Harris
10/3	L	28-37	OAK	Livingston	Stabler
10/9	L	7-23	@ DEN	Livingston	Morton
10/16	L	6-17	BAL	Livingston	Jones
10/23	W	21-16	@ SD	Adams	Harris
10/30	L	7-44	@ CLE	Adams	Sipe
11/6	W	20-10	GB	Livingston	Dickey
11/13	L	27-28	@ CHI	Livingston	Avellini
11/20	L	7-14	DEN	Livingston	Morton
11/27	L	20-34	@ HOU	Livingston	Pastorini
12/4	L	7-27	CIN	Livingston	Anderson
12/11	L	31-34	SEA	Livingston	Zorn
12/18	L	20-21	@ OAK	Adams	Rae

	Home	Road	Neutral	Overall
Livingston	1-6	0-4	0-0	1-10
Adams	0-0	1-2	0-0	1-2

1978 (4-12)

Date	Result	Opp.	Chiefs QB	Opp. QB	
9/3	W	24-23	@ CIN	Livingston	Reaves
9/10	L	17-20	HOU	Livingston	Pastorini
9/17	L	10-26	@ NYG	Livingston	Pisarcik
9/24	L	17-23*	DEN	Livingston	Morton
10/1	L	13-28	@ BUF	Livingston	Ferguson
10/8	L	13-30	TB	Adams	Williams
10/15	L	6-28	@ OAK	Adams	Stabler
10/22	W	17-3	CLE	Livingston	Sipe
10/29	L	24-27	@ PIT	Livingston	Bradshaw
11/5	L	10-20	OAK	Livingston	Stabler
11/12	L	23-29*	@ SD	Livingston	Fouts
11/19	L	10-13	SEA	Livingston	Zorn
11/26	W	23-0	SD	Livingston	Harris
12/3	W	14-10	BUF	Livingston	Ferguson
12/10	L	3-24	@ DEN	Livingston	Morton
12/17	L	19-23	@ SEA	Livingston	Zorn
	Home	Road	Neutral	Overall	
Livingston	3-4	1-6	0-0	4-10	
Adams	0-1	0-1	0-0	0-2	

1979 (7-9)

Date	Result	Opp.	Chiefs QB	Opp. QB	
9/2	W	14-0	BAL	Livingston	Jones
9/9	L	24-27	CLE	Livingston	Sipe
9/16	L	6-20	@ HOU	Fuller	Nielsen
9/23	W	35-7	OAK	Fuller	Stabler
9/30	W	24-6	@ SEA	Fuller	Zorn
10/7	W	10-7	@ CIN	Fuller	Anderson
10/14	L	10-24	DEN	Fuller	Morton
10/21	L	17-21	NYG	Livingston	Simms
10/28	L	3-20	@ DEN	Livingston	Morton
11/4	L	14-20	SD	Fuller	Fouts
11/11	L	3-30	PIT	Fuller	Bradshaw
11/18	W	24-21	@ OAK	Fuller	Stabler
11/25	L	7-28	@ SD	Fuller	Fouts
12/2	W	37-21	SEA	Fuller	Zorn
12/9	W	10-7	@ BAL	Fuller	Landry
12/16	L	0-3	@ TB	Fuller	Williams
	Home	Road	Neutral	Overall	
Livingston	1-2	0-1	0-0	1-3	
Fuller	2-3	4-3	0-0	6-6	

1980 (8-8)

Date	Result	Opp.	Chiefs QB	Opp. QB	
9/7	L	14-27	OAK	Fuller	Pastorini
9/14	L	16-17	SEA	Fuller	Zorn
9/21	L	13-20	@ CLE	Fuller	Sipe
9/28	L	7-24	SD	Fuller	Fouts
10/5	W	31-17	@ OAK	Fuller	Pastorini
10/12	W	21-20	HOU	Fuller	Stabler
10/19	W	23-17	@ DEN	Fuller	Morton
10/26	W	20-17	DET	Fuller	Danielson
11/2	L	24-31	BAL	Fuller	Jones
11/9	W	31-30	@ SEA	Fuller	Zorn
11/16	L	7-20	@ SD	Fuller	Fouts
11/23	W	21-13	@ STL	Fuller	Hart
11/30	L	6-20	CIN	Fuller	Anderson
12/7	W	31-14	DEN	Kenney	Morton
12/14	L	16-21	@ PIT	Kenney	Bradshaw
12/21	W	38-28	@ BAL	Kenney	Jones
	Home	Road	Neutral	Overall	
Fuller	2-5	4-2	0-0	6-7	
Kenney	1-0	1-1	0-0	2-1	

1981 (9-7)

Date	Result	Opp.	Chiefs QB	Opp. QB	
9/6	W	37-33	@ PIT	Kenney	Bradshaw
9/13	W	19-10	TB	Kenney	Williams
9/20	L	31-42	SD	Kenney	Fouts
9/27	W	20-14	@ SEA	Kenney	Zorn



10/4	L	17-33	@ NE	Kenney	Cavanaugh
10/11	W	27-0	OAK	Kenney	Plunkett
10/18	W	28-14	DEN	Kenney	Morton
10/25	W	28-17	@ OAK	Kenney	Wilson
11/1	L	20-22	@ SD	Kenney	Fouts
11/8	L	13-16*	CHI	Kenney	Evans
11/15	W	23-10	HOU	Kenney	Reaves
11/22	W	40-13	SEA	Kenney	Zorn
11/26	L	10-27	@ DET	Kenney	Hipple
12/6	L	13-6	@ DEN	Fuller	Morton
12/13	L	7-17	MIA	Fuller	Woodley
12/20	W	10-6	@ MIN	Fuller	Kramer
		Home	Road	Neutral	Overall
Kenney		5-2	3-3	0-0	8-5
Fuller		0-1	1-1	0-0	1-2

1982 (3-6)

Date	Result	Opp.	Chiefs QB	Opp. QB	
9/12	L	9-14	@ BUF	Kenney	Ferguson
9/19	W	19-12	SD	Kenney	Fouts
11/21	L	17-27	@ NO	Kenney	Stabler
11/28	L	14-20	@ LAR	Fuller	Jones
12/5	L	14-35	@ PIT	Fuller	Bradshaw
12/12	L	16-21	OAK	Fuller	Plunkett
12/19	W	37-16	@ DEN	Kenney	DeBerg
12/26	L	13-26	SF	Kenney	Montana
1/2	W	37-13	NYJ	Kenney	Todd
		Home	Road	Neutral	Overall
Kenney		2-1	1-2	0-0	3-3
Fuller		0-1	0-2	0-0	0-3

1983 (6-10)

Date	Result	Opp.	Chiefs QB	Opp. QB	
9/4	W	17-13	SEA	Kenney	Zorn
9/12	L	14-17	SD	Kenney	Fouts
9/18	L	12-27	@ WAS	Kenney	Theismann
9/25	L	6-14	@ MIA	Kenney	Woodley
10/2	W	38-14	STL	Kenney	Hart
10/9	L	20-21	@ RAI	Kenney	Plunkett
10/16	W	38-17	NYG	Kenney	Brunner
10/23	W	13-10*	@ HOU	Kenney	Nielsen
10/30	L	24-27	@ DEN	Kenney	DeBerg
11/6	L	20-28	RAI	Kenney	Wilson
11/13	W	20-15	CIN	Kenney	Anderson
11/20	L	21-41	@ DAL	Kenney	White
11/27	L	48-51*	@ SEA	Kenney	Krieg
12/4	L	9-14	BUF	Kenney	Ferguson
12/11	L	38-41	@ SD	Kenney	Fouts
12/18	W	48-17	DEN	Kenney	Elway
		Home	Road	Neutral	Overall
Kenney		5-3	1-7	0-0	6-10

1984 (8-8)

Date	Result	Opp.	Chiefs QB	Opp. QB	
9/2	W	37-27	@ PIT	Blackledge	Woodley
9/9	W	27-22	@ CIN	Blackledge	Anderson
9/16	L	20-22	RAI	Blackledge	Plunkett
9/23	L	0-21	@ DEN	Blackledge	Elway
9/30	W	10-6	CLE	Blackledge	McDonald
10/7	L	16-17	NYJ	Blackledge	Ryan
10/14	W	31-13	SD	Blackledge	Fouts
10/21	L	7-28	@ NYJ	Kenney	Ryan
10/28	W	24-20	TB	Kenney	DeBerg
11/4	L	0-45	@ SEA	Kenney	Krieg
11/11	L	16-17	HOU	Blackledge	Moon
11/18	L	7-17	@ RAI	Kenney	Wilson
11/25	L	27-28	@ NYG	Kenney	Simms
12/2	W	16-13	DEN	Kenney	Elway
12/9	W	34-7	SEA	Kenney	Krieg
12/16	W	42-21	@ SD	Kenney	Luther
		Home	Road	Neutral	Overall
Kenney		3-0	1-4	0-0	4-4
Blackledge		2-3	2-1	0-0	4-4

1985 (6-10)

Date	Result	Opp.	Chiefs QB	Opp. QB	
9/8	W	47-27	@ NO	Kenney	Wilson
9/12	W	36-20	RAI	Kenney	Plunkett
9/22	L	0-31	@ MIA	Kenney	Marino
9/29	W	28-7	SEA	Kenney	Krieg
10/6	L	10-19	@ RAI	Kenney	Wilson
10/13	L	20-31	@ SD	Kenney	Herrmann
10/20	L	0-16	RAMS	Blackledge	Brock
10/27	L	10-30	DEN	Kenney	Elway
11/3	L	20-23	@ HOU	Kenney	Moon
11/10	L	28-36	PIT	Kenney	Woodley
11/17	L	3-31	@ SF	Kenney	Montana
11/24	W	20-7	IND	Blackledge	Koffler
12/1	L	6-24	@ SEA	Blackledge	Krieg
12/8	W	38-10	ATL	Blackledge	Archer
12/14	L	13-14	@ DEN	Blackledge	Elway
12/22	W	38-34	SD	Blackledge	Herrmann
		Home	Road	Neutral	Overall
Kenney		2-2	1-5	0-0	3-7
Blackledge		3-1	0-2	0-0	3-3

1986 (10-6)

Date	Result	Opp.	Chiefs QB	Opp. QB	
9/7	W	24-14	CIN	Blackledge	Esiason
9/14	L	17-23	@ SEA	Blackledge	Krieg
9/21	W	27-13	HOU	Blackledge	Moon
9/28	W	20-17	@ BUF	Blackledge	Kelly
10/5	L	17-24	RAI	Blackledge	Wilson
10/12	L	7-20	@ CLE	Blackledge	Kosar
10/19	W	42-41	SD	Blackledge	Fouts
10/26	W	27-20	TB	Kenney	Young
11/2	W	24-23	@ SD	Kenney	Flick
11/9	W	27-7	SEA	Kenney	Gilbert
11/16	L	17-38	@ DEN	Kenney	Elway
11/23	L	14-23	@ STL	Kenney	Lomax
11/30	L	14-17	BUF	Kenney	Kelly
12/7	W	37-10	DEN	Blackledge	Elway
12/14	W	20-17	@ RAI	Kenney	Plunkett
12/21	W	24-19	@ PIT	Kenney	Malone
		AFC Wild Card Playoff Game			
12/28	L	15-35	@ NYJ	Blackledge	Ryan
		Home	Road	Neutral	Overall
Blackledge		4-1	1-2 (0-1)	0-0	5-3 (0-1)
Kenney		2-1	3-2	0-0	5-3

1987 (4-11)

Date	Result	Opp.	Chiefs QB	Opp. QB	
9/13	W	20-13	SD	Blackledge	Fouts
9/20	L	14-43	@ SEA	Blackledge	Krieg
10/4	L	17-35#	@ RAI	Stevens	Evans
10/11	L	0-42#	@ MIA	Stevens	Mackey
10/18	L	17-26#	DEN	Hudson	Karcher
10/25	L	21-42	@ SD	Kenney	Fouts
11/1	L	28-31	@ CHI	Kenney	McMahon
11/8	L	16-17	PIT	Kenney	Malone
11/15	L	9-16	NYJ	Seurer	O'Brien
11/22	L	3-23	GB	Seurer	Majkowski
11/26	W	27-20	@ DET	Kenney	Long
12/6	L	27-30*	@ CIN	Kenney	Esiason
12/13	W	16-10	RAI	Kenney	Wilson
12/19	L	17-20	@ DEN	Kenney	Elway
12/27	W	41-20	SEA	Kenney	Krieg
		Home	Road	Neutral	Overall
Kenney		2-1	1-4	0-0	3-5
Blackledge		1-0	0-1	0-0	1-1
Seurer		0-2	0-0	0-0	0-2
Stevens		0-0	0-2	0-0	0-2#
Hudson		0-1	0-0	0-0	0-1#

1988 (4-11-1)

Date	Result	Opp.	Chiefs QB	Opp. QB	
9/4	L	3-6	CLE	Kenney	Kosar
9/11	L	10-31	@ SEA	Kenney	Krieg
9/18	W	20-13	DEN	DeBerg	Elway
9/25	L	23-24	SD	DeBerg	Laufenberg



10/2	T	17-17*	@ NYJ	DeBerg	O'Brien
10/9	L	6-7	@ HOU	DeBerg	Carlson
10/16	L	17-27	RAI	DeBerg	Schroeder
10/23	L	6-7	DET	Kenney	Hilger
10/30	L	10-17	@ RAI	Kenney	Beuerlein
11/6	L	11-17	@ DEN	Kenney	Elway
11/13	W	31-28	CIN	DeBerg	Esiason
11/20	W	27-24	SEA	DeBerg	Krieg
11/27	L	10-16	@ PIT	DeBerg	Brister
12/4	W	38-34	NYJ	DeBerg	Ryan
12/11	L	12-28	@ NYG	DeBerg	Simms
12/18	L	13-24	@ SD	DeBerg	Malone
		Home	Road	Neutral	Overall
DeBerg		4-2	0-4-1	0-0	4-6-1
Kenney		0-2	0-3	0-0	0-5

1989 (8-7-1)

Date	Result	Opp.	Chiefs QB	Opp. QB
9/10	L	20-34	@ DEN	DeBerg
9/17	W	24-19	RAI	DeBerg
9/24	L	6-21	@ SD	DeBerg
10/1	L	17-21	CIN	Jaworski
10/8	W	20-16	@ SEA	Jaworski
10/15	L	14-20	@ RAI	Jaworski
10/22	W	36-28	DAL	DeBerg
10/29	L	17-23	@ PIT	DeBerg
11/5	W	20-10	SEA	Pelluer
11/12	L	13-16	DEN	Pelluer
11/19	T	10-10*	@ CLE	Pelluer
11/26	W	34-0	HOU	DeBerg
12/3	W	26-21	MIA	DeBerg
12/10	W	21-3	@ GB	DeBerg
12/17	L	13-20	SD	DeBerg
12/24	W	27-24	@ MIA	DeBerg
		Home	Road	Neutral
DeBerg		4-1	2-3	0-0
Jaworski		0-1	1-1	0-0
Pelluer		1-1	0-0-1	0-0

1990 (11-5)

Date	Result	Opp.	Chiefs QB	Opp. QB
9/9	W	24-21	MIN	DeBerg
9/17	L	23-24	@ DEN	DeBerg
9/23	W	17-3	@ GB	DeBerg
9/30	W	34-0	CLE	DeBerg
10/7	L	19-23	@ IND	DeBerg
10/14	W	43-24	DET	DeBerg
10/21	L	7-19	@ SEA	DeBerg
11/4	W	9-7	RAI	DeBerg
11/11	L	16-17	SEA	DeBerg
11/18	W	27-10	SD	DeBerg
11/25	W	27-24	@ RAI	DeBerg
12/2	W	37-7	@ NE	DeBerg
12/9	W	31-20	DEN	DeBerg
12/16	L	10-27	HOU	DeBerg
12/23	W	24-21	@ SD	DeBerg
12/29	W	21-10	@ CHI	DeBerg
		AFC Wild Card Playoff Game		
1/5	L	16-17	@ MIA	DeBerg
		Home	Road	Neutral
DeBerg		6-2	5-3 (0-1)	0-0

1991 (10-6)

Date	Result	Opp.	Chiefs QB	Opp. QB
9/1	W	14-3	ATL	DeBerg
9/8	L	10-17	NO	DeBerg
9/16	L	7-17	@ HOU	DeBerg
9/22	W	20-12	SEA	DeBerg
9/29	W	14-13	@ SD	DeBerg
10/7	W	33-6	BUF	DeBerg
10/13	W	42-7	MIA	DeBerg
10/20	L	16-19	@ DEN	DeBerg
10/28	W	24-21	RAI	DeBerg
11/10	W	27-20	@ RAMS	DeBerg
11/17	L	20-24	DEN	DeBerg
11/24	L	15-20	@ CLE	DeBerg
12/1	W	19-6	@ SEA	DeBerg

12/8	W	20-17*	SD	DeBerg	Friesz
12/14	L	14-28	@ SF	Vlasic	Bono
12/22	W	27-21	@ RAI	DeBerg	Marinovich
		AFC Wild Card Playoff Game			
12/28	W	10-6	RAI	DeBerg	Marinovich
		AFC Divisional Playoff Game			
1/5	L	14-37	@ BUF	DeBerg	Kelly
		Home	Road	Neutral	Overall
DeBerg		6-2 (1-0)	4-3 (0-1)	0-0	10-5 (1-1)
Vlasic		0-0	0-1	0-0	0-1

1992 (10-6)

Date	Result	Opp.	Chiefs QB	Opp. QB
9/6	W	24-10	@ SD	Krieg
9/13	W	26-7	SEA	Krieg
9/20	L	20-23*	@ HOU	Krieg
9/28	W	27-7	RAI	Krieg
10/4	L	19-20	@ DEN	Krieg
10/11	W	24-17	PHI	Krieg
10/18	L	10-17	@ DAL	Krieg
10/25	L	3-27	PIT	Krieg
11/8	W	16-14	SD	Krieg
11/15	W	35-16	WAS	Krieg
11/22	W	24-14	@ SEA	Krieg
11/29	W	23-7	@ NYJ	Krieg
12/6	L	7-28	@ RAI	Krieg
12/13	W	27-20	NE	Krieg
12/19	L	21-35	@ NYG	Krieg
12/27	W	42-20	DEN	Krieg
		AFC Wild Card Playoff Game		
1/2	L	0-17	@ SD	Krieg
		Home	Road	Neutral
Krieg		7-1	3-5 (0-1)	0-0

1993 (11-5)

Date	Result	Opp.	Chiefs QB	Opp. QB
9/5	W	27-3	@ TB	Montana
9/12	L	0-30	@ HOU	Krieg
9/20	W	15-7	DEN	Montana
10/3	W	24-9	RAI	Montana
10/10	W	17-15	CIN	Krieg
10/17	W	17-14	@ SD	Montana
10/31	L	10-30	@ MIA	Montana
11/8	W	23-16	GB	Krieg
11/14	W	31-20	@ RAI	Krieg
11/21	L	17-19	CHI	Krieg
11/28	W	23-7	BUF	Montana
12/5	W	31-16	@ SEA	Montana
12/12	L	21-27	@ DEN	Montana
12/19	W	28-24	SD	Montana
12/26	L	10-30	@ MIN	Montana
1/2	W	34-24	SEA	Montana
		AFC Wild Card Playoff Game		
1/8	W	27-24*	PIT	Montana
		AFC Divisional Playoff Game		
1/16	W	28-20	@ HOU	Montana
		AFC Championship Game		
1/23	L	13-30	@ BUF	Montana
		Home	Road	Neutral
Montana		5-0 (1-0)	3-3 (1-1)	0-0
Krieg		2-1	1-1	0-0

1994 (9-7)

Date	Result	Opp.	Chiefs QB	Opp. QB
9/4	W	30-17	@ NO	Montana
9/11	W	24-17	SF	Montana
9/18	W	30-10	@ ATL	Montana
9/25	L	0-16	RAMS	Montana
10/9	L	6-20	@ SD	Montana
10/17	W	31-28	@ DEN	Montana
10/23	W	38-23	SEA	Montana
10/30	L	10-44	@ BUF	Montana
11/6	W	13-3	RAI	Montana
11/13	L	13-14	SD	Montana
11/20	W	20-13	CLE	Montana
11/27	L	9-10	@ SEA	Montana
12/4	L	17-20*	DEN	Bono



12/12	L	28-45	@ MIA	Bono	Marino
12/18	W	31-9	HOU	Montana	Tolliver
12/4	W	19-9	@ RAI	Montana	Hostetler
AFC Wild Card Playoff Game					
12/31	L	17-27	@ MIA	Montana	Marino
Montana		Home	Road	Neutral	Overall
Bono		5-2	4-3 (0-1)	0-0	9-5 (0-1)
		0-1	0-1	0-0	0-2

1995 (13-3)

Date	Result	Opp.	Chiefs QB	Opp. QB	
9/3	W	@ SEA	Bono	Mirer	
9/10	W	NYG	Bono	Brown	
9/17	W	OAK	Bono	Hostetler	
9/24	L	@ CLE	Bono	Testaverde	
10/1	W	@ ARZ	Bono	Krieg	
10/9	W	SD	Bono	Humphries	
10/15	W	NE	Bono	Bledsoe	
10/22	W	@ DEN	Bono	Elway	
11/5	W	WAS	Bono	Ferrotte	
11/12	W	@ SD	Bono	Humphries	
11/19	W	HOU	Bono	Chandler	
11/23	L	@ DAL	Bono	Aikman	
12/3	W	@ OAK	Bono	Evans	
12/11	L	@ MIA	Bono	Marino	
12/17	W	DEN	Bono	Elway	
12/24	W	SEA	Bono	Friesz	
AFC Divisional Playoff Game					
1/7	L	IND	Bono	Harbaugh	
Bono		Home	Road	Neutral	Overall
		8-0 (0-1)	5-3	0-0	13-3 (0-1)

1996 (9-7)

Date	Result	Opp.	Chiefs QB	Opp. QB	
9/1	W	@ HOU	Bono	Chandler	
9/8	W	OAK	Bono	Robert	
9/15	W	@ SEA	Bono	Mirer	
9/22	W	DEN	Bono	Elway	
9/29	L	@ SD	Bono	Humphries	
10/7	L	PIT	Bono	Tomczak	
10/17	W	SEA	Bono	Friesz	
10/27	L	@ DEN	Bono	Elway	
11/3	W	@ MIN	Bono	Johnson	
11/10	W	GB	Bono	Favre	
11/17	W	CHI	Bono	Krieg	
11/24	L	SD	Bono	Humphries	
11/28	W	@ DET	Gannon	Mitchell	
12/9	L	@ OAK	Gannon	Hostetler	
12/15	L	IND	Gannon	Harbaugh	
12/22	L	@ BUF	Bono	Kelly	
Bono		Home	Road	Neutral	Overall
Gannon		5-2	3-3	0-0	8-5
		0-1	1-1	0-0	1-2

1997 (13-3)

Date	Result	Opp.	Chiefs QB	Opp. QB	
8/31	L	@ DEN	Grbac	Elway	
9/8	W	@ OAK	Grbac	George	
9/14	W	BUF	Grbac	Collins	
9/21	W	@ CAR	Grbac	Collins	
9/28	W	SEA	Grbac	Moon	
10/5	L	@ MIA	Grbac	Marino	
10/16	W	SD	Grbac	Humphries	
10/26	W	@ STL	Grbac	Banks	
11/3	W	PIT	Grbac	Stewart	
11/9	L	@ JAX	Gannon	Brunell	
11/16	W	DEN	Gannon	Elway	
11/23	W	@ SEA	Gannon	Moon	
11/30	W	SF	Gannon	Young	
12/7	W	OAK	Gannon	George	
12/14	W	@ SD	Gannon	Whelihan	
12/21	W	NO	Grbac	Hobert	
AFC Divisional Playoff Game					
1/4	L	DEN	Grbac	Elway	
Grbac		Home	Road	Neutral	Overall
Gannon		5-0 (0-1)	3-2	0-0	8-2 (0-1)
		3-0	2-1	0-0	5-1

1998 (7-9)

Date	Result	Opp.	Chiefs QB	Opp. QB	
9/6	W	OAK	Grbac	George	
9/13	L	@ JAX	Gannon	Brunell	
9/20	W	SD	Gannon	Leaf	
9/27	W	@ PHI	Gannon	Peete	
10/4	W	SEA	Gannon	Moon	
10/11	L	@ NE	Grbac	Bledsoe	
10/26	L	PIT	Grbac	Stewart	
11/1	L	NYJ	Grbac	Testaverde	
11/8	L	@ SEA	Grbac	Moon	
11/16	L	DEN	Gannon	Briser	
11/22	L	@ SD	Gannon	Whelihan	
11/29	W	ARZ	Gannon	Plummer	
12/6	L	@ DEN	Gannon	Elway	
12/13	W	DAL	Gannon	Aikman	
12/20	L	@ NYG	Gannon	Graham	
12/26	W	@ OAK	Grbac	Wilson	
		Home	Road	Neutral	Overall
Grbac		1-2	1-2	0-0	2-4
Gannon		4-1	1-4	0-0	5-5

1999 (9-7)

Date	Result	Opp.	Chiefs QB	Opp. QB	
9/12	L	@ CHI	Grbac	Matthews	
9/19	W	DEN	Grbac	Griese	
9/26	W	DET	Grbac	Batch	
10/3	L	@ SD	Grbac	Harbaugh	
10/10	W	NE	Grbac	Bledsoe	
10/21	W	@ BAL	Grbac	Case	
10/31	W	SD	Grbac	Kramer	
11/7	L	@ IND	Grbac	Manning	
11/14	L	@ TB	Grbac	Dilfer	
11/21	L	SEA	Grbac	Kitna	
11/28	W	@ OAK	Grbac	Gannon	
12/5	W	@ DEN	Grbac	Griese	
12/12	W	MIN	Grbac	George	
12/18	W	PIT	Grbac	Tomczak	
12/26	L	@ SEA	Grbac	Kitna	
1/2	L	OAK	Grbac	Gannon	
		Home	Road	Neutral	Overall
Grbac		6-2	3-5	0-0	9-7

2000 (7-9)

Date	Result	Opp.	Chiefs QB	Opp. QB	
9/3	L	IND	Grbac	Manning	
9/10	L	@ TEN	Grbac	McNair	
9/17	W	SD	Grbac	Moreno	
9/24	W	@ DEN	Grbac	Ferrotte	
10/2	W	SEA	Grbac	Kitna	
10/15	L	OAK	Grbac	Gannon	
10/22	W	STL	Grbac	Warner	
10/29	W	@ SEA	Grbac	Kitna	
11/5	L	@ OAK	Grbac	Gannon	
11/12	L	@ SF	Grbac	Garcia	
11/19	L	BUF	Grbac	Johnson	
11/26	L	@ SD	Moon	Leaf	
12/4	L	@ NE	Grbac	Bledsoe	
12/10	W	CAR	Grbac	Beuerlein	
12/17	W	DEN	Grbac	Ferrotte	
12/24	L	@ ATL	Grbac	Chandler	
		Home	Road	Neutral	Overall
Grbac		5-3	2-5	0-0	7-8
Moon		0-0	0-1	0-0	0-1

2001 (6-10)

Date	Result	Opp.	Chiefs QB	Opp. QB
9/9	L	OAK	Green	Gannon
9/23	L	NYG	Green	Collins
9/30	W	@ WAS	Green	Banks
10/7	L	@ DEN	Green	Griese
10/14	L	PIT	Green	Stewart
10/21	L	@ ARZ	Green	Plummer
10/25	L	IND	Green	Manning
11/4	W	@ SD	Green	Flutie
11/11	L	@ NYJ	Green	Testaverde



11/25	W	19-7	SEA	Green	Hasselbeck
11/29	L	10-23	PHI	Green	McNabb
12/9	L	26-28	@ OAK	Green	Gannon
12/16	W	26-23*	DEN	Green	Frerotte
12/23	W	20-17	SD	Green	Flutie
12/30	W	30-26	@ JAX	Green	Brunell
1/6	L	18-21	@ SEA	Green	Dilfer
Green		Home 3-5	Road 3-5	Neutral 0-0	Overall 6-10

2002 (8-8)

Date	Result	Opp.	Chiefs QB	Opp. QB	
9/8	W	40-39	@ CLE	Green Holcomb	
9/15	L	16-23	JAX	Green Brunell	
9/22	L	38-41*	@ NE	Green Brady	
9/29	W	48-30	MIA	Green Fiedler	
10/6	W	29-25	@ NYJ	Green Pennington	
10/13	L	34-35	@ SD	Green Brees	
10/20	L	34-37*	DEN	Green Griese	
10/27	W	20-10	OAK	Green Gannon	
11/10	L	13-17	@ SF	Green Garcia	
11/17	W	17-16	BUF	Green Bledsoe	
11/24	L	32-39	@ SEA	Green Hasselbeck	
12/1	W	49-0	ARZ	Green Plummer	
12/8	W	49-10	STL	Green Martin	
12/15	L	24-31	@ DEN	Green Griese	
12/22	W	24-22	SD	Green Brees	
12/28	L	0-24	@ OAK	Green Gannon	
Green		Home 6-2	Road 2-6	Neutral 0-0	Overall 8-8

2003 (13-3)

Date	Result	Opp.	Chiefs QB	Opp. QB	
9/7	W	27-14	SD	Green Brees	
9/14	W	41-20	PIT	Green Maddox	
9/21	W	42-14	@ HOU	Green Carr	
9/28	W	17-10	@ BAL	Green Boller	
10/5	W	24-23	DEN	Green Plummer	
10/12	W	40-34*	@ GB	Green Favre	
10/20	W	17-10	@ OAK	Green Gannon	
10/26	W	38-5	BUF	Green Bledsoe	
11/9	W	41-20	CLE	Green Holcomb	
11/16	L	19-24	@ CIN	Green Kitna	
11/23	W	27-24	OAK	Green Miler	
11/30	W	28-24	@ SD	Green Brees	
12/7	L	27-45	@ DEN	Green Plummer	
12/14	W	45-17	DET	Green Harrington	
12/20	L	20-45	@ MIN	Green Culpepper	
12/28	W	31-3	CHI	Green Grossman	
1/11	L	31-38	IND	Green Manning	
Green		Home 8-0 (0-1)	Road 5-3	Neutral 0-0	Overall 13-3 (0-1)

2004 (7-9)

Date	Result	Opp.	Chiefs QB	Opp. QB	
9/12	L	24-34	@ DEN	Green Plummer	
9/19	L	17-28	CAR	Green Delhomme	
9/26	L	21-24	HOU	Green Carr	
10/4	W	27-24	@ BAL	Green Boller	
10/17	L	16-22	@ JAX	Green Leftwich	
10/24	W	56-10	ATL	Green Vick	
10/31	W	45-35	IND	Green Manning	
11/7	L	31-34	@ TB	Green Griese	
11/14	L	20-27	@ NO	Green Brooks	
11/22	L	19-27	NE	Green Brady	
11/28	L	31-34	SD	Green Brees	
12/5	W	34-27	@ OAK	Green Collins	
12/13	W	49-38	@ TEN	Green Volek	
12/19	W	45-17	DEN	Green Plummer	
12/25	W	31-30	OAK	Green Collins	
1/2	L	17-24	@ SD	Green Flutie	
Green		Home 4-4	Road 3-5	Neutral 0-0	Overall 7-9

2005 (10-6)

Date	Result	Opp.	Chiefs QB	Opp. QB	
9/11	W	27-7	NYJ	Green Pennington	
9/18	W	23-17	@ OAK	Green Collins	
9/26	L	10-30	@ DEN	Green Plummer	
10/2	L	31-37	PHI	Green McNabb	
10/16	W	28-21	WAS	Green Brunell	
10/21	W	30-20	@ MIA	Green Frerotte	
10/30	L	20-28	@ SD	Green Brees	
11/6	W	27-23	OAK	Green Collins	
11/13	L	3-14	@ BUF	Green Holcomb	
11/20	W	45-17	@ HOU	Green Carr	
11/27	W	26-16	NE	Green Brady	
12/4	W	31-27	DEN	Green Plummer	
12/11	L	28-31	@ DAL	Green Bledsoe	
12/17	L	17-27	@ NYG	Green Manning	
12/24	W	20-7	SD	Green Brees	
1/1	W	37-3	CIN	Green Palmer	
Green		Home 7-1	Road 3-5	Neutral 0-0	Overall 10-6

2006 (9-7)

Date	Result	Opp.	Chiefs QB	Opp. QB	
9/3	L	10-23	CIN	Green Palmer	
9/17	L	6-9*	@ DEN	Huard Plummer	
10/1	W	41-0	SF	Huard Smith	
10/8	W	23-20	@ ARZ	Huard Leinart	
10/15	L	7-45	@ PIT	Huard Roethlisberger	
10/22	W	30-27	SD	Huard Rivers	
10/29	W	35-28	SEA	Huard Wallace	
11/5	W	31-17	@ STL	Huard Bulger	
11/12	L	10-13	@ MIA	Huard Harrington	
11/19	W	17-13	OAK	Green Brooks	
11/23	W	19-10	DEN	Green Plummer	
12/3	L	28-31*	@ CLE	Green Frye	
12/10	L	10-20	BAL	Green McNair	
12/17	L	9-20	@ SD	Green Rivers	
12/23	W	20-9	@ OAK	Green Walter	
12/31	W	35-30	JAX	Green Garrard	
1/6	L	8-23	@ IND	Green Manning	
Green		Home 3-2	Road 1-2 (0-1)	Neutral 0-0	Overall 4-4 (0-1)
Huard		3-0	2-3	0-0	5-3

2007 (4-12)

Date	Result	Opp.	Chiefs QB	Opp. QB	
9/9	L	3-20	@ HOU	Huard Schaub	
9/16	L	10-20	@ CHI	Huard Grossman	
9/23	W	13-10	MIN	Huard Holcomb	
9/30	W	30-16	@ SD	Huard Rivers	
10/7	L	7-17	JAX	Huard Garrard	
10/14	W	27-20	CIN	Huard Palmer	
10/21	W	12-10	@ OAK	Huard Culpepper	
11/4	L	22-33	GB	Huard Favre	
11/11	L	11-27	DEN	Huard Cutler	
11/18	L	10-13	@ IND	Croyle Manning	
11/25	L	17-20	OAK	Croyle Culpepper	
12/2	L	10-24	SD	Huard Rivers	
12/9	L	7-41	@ DEN	Croyle Cutler	
12/16	L	17-26	TEN	Croyle Young	
12/23	L	20-25	@ DET	Croyle Kitna	
12/30	L	10-13*	@ NYJ	Croyle Clemens	
Huard		Home 2-4	Road 2-2	Neutral 0-0	Overall 4-6
Croyle		0-2	0-4	0-0	0-6

2008 (2-14)

Date	Result	Opp.	Chiefs QB	Opp. QB
9/7	L	10-17	@ NE	Croyle Brady
9/14	L	8-23	OAK	Huard Russell
9/21	L	14-38	@ ATL	Thigpen Ryan
9/28	W	33-19	DEN	Huard Cutler
10/5	L	0-34	@ CAR	Huard Delhomme
10/19	L	10-34	TEN	Croyle Collins
10/26	L	24-28	@ NYJ	Thigpen Favre



11/2	L	27-30*	TB	Thigpen	Garcia
11/9	L	19-20	@ SD	Thigpen	Rivers
11/16	L	20-30	NO	Thigpen	Brees
11/23	L	31-54	BUF	Thigpen	Edwards
11/30	W	20-13	@ OAK	Thigpen	Russell
12/7	L	17-24	@ DEN	Thigpen	Cutler
12/14	L	21-22	SD	Thigpen	Rivers
12/21	L	31-38	MIA	Thigpen	Pennington
12/28	L	6-16	@ CIN	Thigpen	Fitzpatrick
		Home	Road	Neutral	Overall
Croyle		0-1	0-1	0-0	0-2
Huard		1-1	0-1	0-0	1-2
Thigpen		0-5	1-5	0-0	1-10

2009 (4-12)

Date	Result	Opp.	Chiefs QB	Opp. QB
9/13	L	24-38	@ BAL	Croyle
9/20	L	10-13	OAK	Cassel
9/27	L	14-34	@ PHI	Cassel
10/4	L	16-27	NYG	Cassel
10/11	L	20-26*	DAL	Cassel
10/18	W	14-6	@ WAS	Cassel
10/25	L	7-37	SD	Cassel
11/8	L	21-24	@ JAX	Cassel
11/15	W	16-10	@ OAK	Cassel
11/22	W	27-24*	PIT	Cassel
11/29	L	14-43	@ SD	Cassel
12/6	L	13-44	DEN	Cassel
12/13	L	10-16	BUF	Cassel
12/20	L	34-41	CLE	Cassel
12/27	L	10-17	@ CIN	Cassel
1/3	W	44-24	@ DEN	Cassel
		Home	Road	Neutral
Cassel		1-7	3-4	0-0
Croyle		0-0	0-1	0-0

2010 (10-6)

Date	Result	Opp.	Chiefs QB	Opp. QB
9/13	W	21-14	SD	Cassel
9/19	W	16-14	@ CLE	Cassel
9/26	W	31-10	SF	Cassel
10/10	L	9-19	@ IND	Cassel
10/17	L	31-35	@ HOU	Cassel
10/24	W	42-20	JAX	Cassel
10/31	W	13-10*	BUF	Cassel
11/7	L	20-23*	@ OAK	Cassel
11/14	L	29-49	@ DEN	Cassel
11/21	W	31-13	ARI	Cassel
11/28	W	42-24	@ SEA	Cassel
12/5	W	10-6	DEN	Cassel
12/12	L	0-31	@ SD	Croyle
12/19	W	27-13	@ STL	Cassel
12/26	W	34-14	TEN	Cassel
1/2	L	10-31	OAK	Cassel
		AFC Wild Card Playoff Game		
1/9	L	7-30	BAL	Cassel
		Home	Road	Neutral
Cassel		7-1 (0-1)	3-4	0-0
Croyle		0-0	0-1	0-0

2011 (7-9)

Date	Result	Opp.	Chiefs QB	Opp. QB
9/11	L	7-41	BUF	Cassel
9/18	L	3-48	@ DET	Cassel
9/25	L	17-20	@ SD	Cassel
10/2	W	22-17	MIN	Cassel
10/9	W	28-24	@ IND	Cassel
10/23	W	28-0	@ OAK	Cassel
10/31	W	23-20*	SD	Cassel
11/6	L	3-31	MIA	Cassel
11/13	L	10-17	DEN	Cassel
11/21	L	3-34	@ NE	Palko
11/27	L	9-13	PIT	Palko
12/4	W	10-3	@ CHI	Palko
12/11	L	10-37	@ NYJ	Palko
12/18	W	19-14	GB	Orton

12/24	L	13-16*	OAK	Orton	Palmer
1/1	W	7-3	@ DEN	Orton	Tebow
		Home	Road	Neutral	Overall
Cassel		2-3	2-2	0-0	4-5
Palko		0-1	1-2	0-0	1-3
Orton		1-1	1-0	0-0	2-1

2012 (2-14)

Date	Result	Opp.	Chiefs QB	Opp. QB
9/9	L	24-40	ATL	Cassel
9/16	L	17-35	@ BUF	Cassel
9/23	W	27-24*	@ NO	Cassel
9/30	L	20-37	SD	Cassel
10/7	L	6-9	BAL	Cassel
10/14	L	10-38	@ TB	Quinn
10/28	L	16-26	OAK	Quinn
11/1	L	13-31	@ SD	Cassel
11/12	L	13-16*	@ PIT	Cassel
11/18	L	6-28	CIN	Cassel
11/25	L	9-17	DEN	Quinn
12/2	W	27-21	CAR	Quinn
12/9	L	7-30	@ CLE	Quinn
12/16	L	0-15	@ OAK	Quinn
12/23	L	13-20	IND	Quinn
12/30	L	3-38	@ DEN	Quinn
		Home	Road	Neutral
Cassel		0-4	1-3	0-0
Quinn		1-3	0-4	0-0

2013 (11-5)

Date	Result	Opp.	Chiefs QB	Opp. QB
9/8	W	28-2	@ JAX	Smith
9/15	W	17-16	DAL	Smith
9/19	W	26-16	@ PHI	Smith
9/29	W	31-7	NYG	Smith
10/6	W	26-17	@ TEN	Smith
10/13	W	24-7	OAK	Smith
10/20	W	17-16	HOU	Smith
10/27	W	23-17	CLE	Smith
11/3	W	23-13	@ BUF	Smith
11/17	L	17-27	@ DEN	Smith
11/24	L	38-41	SD	Smith
12/1	L	28-35	DEN	Smith
12/8	W	45-10	@ WAS	Smith
12/15	W	56-31	@ OAK	Smith
12/22	L	7-23	IND	Smith
12/29	L	24-27*	@ SD	Daniel
		AFC Wild Card Playoff Game		
1/4	L	44-45	@ IND	Smith
		Home	Road	Neutral
Smith		5-3 (0-1)	6-1	0-0
Daniel		0-0	0-1	0-0

2014 (9-7)

Date	Result	Opp.	Chiefs QB	Opp. QB
9/7	L	10-26	TEN	Smith
9/14	L	17-24	@ DEN	Smith
9/21	W	34-15	@ MIA	Smith
9/29	W	41-14	NE	Smith
10/5	L	17-22	@ SF	Smith
10/19	W	23-20	@ SD	Smith
10/26	W	34-7	STL	Smith
11/2	W	24-10	NYJ	Smith
11/9	W	17-13	@ BUF	Smith
11/16	W	24-20	SEA	Smith
11/20	L	20-24	@ OAK	Smith
11/30	L	16-29	DEN	Smith
12/7	L	14-17	@ ARI	Smith
12/14	W	31-13	OAK	Smith
12/21	L	12-20	@ PIT	Smith
12/28	W	19-7	SD	Daniel
		Home	Road	Neutral
Smith		5-2	3-5	0-0
Daniel		1-0	0-0	0-0

2015 (11-5)



Date	Result	Opp.	Chiefs QB	Opp. QB	
9/13	W	27-20	HOU	Smith	Hoyer
9/17	L	24-31	DEN	Smith	Manning
9/28	L	28-38	@ GB	Smith	Rodgers
10/4	L	21-36	@ CIN	Smith	Dalton
10/11	L	17-18	CHI	Smith	Cutler
10/18	L	10-16	@ MIN	Smith	Bridgewater
10/25	W	23-13	PIT	Smith	Jones
11/1	W	45-10	DET	Smith	Stafford
11/15	W	29-13	@ DEN	Smith	Manning
11/22	W	33-3	@ SD	Smith	Rivers
11/29	W	30-22	BUF	Smith	Taylor
12/6	W	34-20	@ OAK	Smith	Carr
12/13	W	10-3	SD	Smith	Rivers
12/20	W	34-14	@ BAL	Smith	Clausen
12/27	W	17-13	CLE	Smith	Manziel
1/3/16	W	23-17	OAK	Smith	Carr
AFC Wild Card Playoff Game					
1/9	W	30-0	@ HOU	Smith	Hoyer
AFC Divisional Playoff Game					
1/16	L	20-27	@ NE	Smith	Brady
Home Road Neutral Overall					
Smith		5-2	5-3 (1-1)	1-0	11-5 (1-1)

2016 (12-4)

Date	Result	Opp.	Chiefs QB	Opp. QB	
9/11	W	33-27*	SD	Smith	Rivers
9/18	L	12-19	@ HOU	Smith	Osweiler
9/25	W	24-3	NYJ	Smith	Fitzpatrick
10/2	L	14-43	@ PIT	Smith	Roethlisberger
10/16	W	26-10	@ OAK	Smith	Carr
10/23	W	27-21	NO	Smith	Brees
10/30	W	30-14	IND	Smith	Luck
11/6	W	19-14	JAX	Foles	Bortles
11/13	W	20-17	@ CAR	Smith	Newton
11/20	L	17-19	TB	Smith	Winston
11/27	W	30-27*	@ DEN	Smith	Siemian
12/4	W	29-28	@ ATL	Smith	Ryan
12/8	W	21-13	OAK	Smith	Carr
12/18	L	17-19	TEN	Smith	Mariota
12/25	W	33-10	DEN	Smith	Siemian
1/1/17	W	37-27	SD	Smith	Rivers
AFC Divisional Playoff Game					
1/15/17	L	16-18	PIT	Smith	Roethlisberger
Home Road Neutral Overall					
Smith		5-2	6-2	0-0	11-4 (0-1)
Foles		1-0	0-0	0-0	1-0

2017 (10-6)

Date	Result	Opp.	Chiefs QB	Opp. QB	
9/7	W	42-27	@ NE	Smith	Brady
9/17	W	27-20	PHI	Smith	Wentz
9/24	W	24-10	@ LAC	Smith	Rivers
10/2	W	29-20	WAS	Smith	Cousins
10/8	W	42-34	@ HOU	Smith	Watson
10/15	L	13-19	PIT	Smith	Roethlisberger
10/19	L	30-31	@ OAK	Smith	Carr
10/30	W	29-19	DEN	Smith	Siemian
11/5	L	17-28	@ DAL	Smith	Prescott
11/19	L	9-12*	@ NYG	Smith	Manning
11/26	L	10-16	BUF	Smith	Taylor
12/3	L	31-38	@ NYJ	Smith	McCown
12/10	W	26-15	OAK	Smith	Carr
12/16	W	30-13	LAC	Smith	Rivers
12/24	W	29-13	MIA	Smith	Cutler
12/31	W	27-34	@ DEN	Mahomes	Lynch
AFC Wild Card Playoff Game					
1/6/18	L	21-22	TEN	Smith	Mariota
Home Road Neutral Overall					
Smith		6-2 (0-1)	3-4	0-0	9-6 (0-1)
Mahomes		0-0	1-0	0-0	1-0

2018 (12-4)

Date	Result	Opp.	Chiefs QB	Opp. QB	
9/9	W	38-28	@ LAC	Mahomes	Rivers
9/16	W	42-37	@ PIT	Mahomes	Roethlisberger

9/23	W	38-27	SF	Mahomes	Garoppolo
10/1	W	27-23	@ DEN	Mahomes	Keenum
10/7	W	30-14	JAX	Mahomes	Bortles
10/14	L	40-43	@ NE	Mahomes	Brady
10/21	W	45-10	CIN	Mahomes	Dalton
10/28	W	30-23	DEN	Mahomes	Keenum
11/4	W	37-21	@ CLE	Mahomes	Mayfield
11/11	W	26-14	ARI	Mahomes	Rosen
11/19	L	51-54	@ LAR	Mahomes	Goff
12/2	W	40-33	@ OAK	Mahomes	Carr
12/9	W	27-24*	BAL	Mahomes	Jackson
12/13	L	28-29	LAC	Mahomes	Rivers
12/23	L	31-38	@ SEA	Mahomes	Wilson
12/30	W	35-3	OAK	Mahomes	Carr
AFC Divisional Playoff Game					
1/12	W	31-13	IND	Mahomes	Luck
AFC Championship Game					
1/20	L	31-37*	NE	Mahomes	Brady
Home Road Neutral Overall					
Mahomes		7-1 (1-1)	5-3	0-0	12-4 (1-1)

2019 (12-4)

Date	Result	Opp.	Chiefs QB	Opp. QB	
9/8	W	40-26	@ JAX	Mahomes	Foles
9/15	W	28-10	@ OAK	Mahomes	Carr
9/22	W	33-28	BAL	Mahomes	Jackson
9/29	W	34-30	@ DET	Mahomes	Stafford
10/6	L	13-19	IND	Mahomes	Brissett
10/13	L	24-31	HOU	Mahomes	Watson
10/17	W	30-6	@ DEN	Mahomes	Flacco
10/27	L	24-31	GB	Moore	Rodgers
11/3	W	26-23	MIN	Moore	Cousins
11/10	L	32-35	@ TEN	Mahomes	Tannehill
11/18	W	24-17	@ LAC	Mahomes	Rivers
12/1	W	40-9	OAK	Mahomes	Carr
12/8	W	23-16	@ NE	Mahomes	Brady
12/15	W	23-3	DEN	Mahomes	Lock
12/22	W	26-3	@ CHI	Mahomes	Trubisky
12/29	W	31-21	LAC	Mahomes	Rivers
AFC Divisional Playoff Game					
1/12	W	51-31	HOU	Mahomes	Watson
AFC Championship Game					
1/19	W	35-24	TEN	Mahomes	Tannehill
Super Bowl LIV					
2/2	W	31-20	SF	Mahomes	Garoppolo
Home Road Neutral Overall					
Mahomes		4-2	6-1	1-0	11-3 (3-0)
Moore		1-1	0-0	0-0	1-1

2020 (14-2)

Date	Result	Opp.	Chiefs QB	Opp. QB	
9/10	W	34-20	HOU	Mahomes	Watson
9/20	W	23-20*	@ LAC	Mahomes	Herbert
9/28	W	34-20	@ BAL	Mahomes	Jackson
10/5	W	26-10	NE	Mahomes	Hoyer
10/11	L	32-40	LV	Mahomes	Carr
10/19	W	26-17	@ BUF	Mahomes	Allen
10/25	W	43-16	@ DEN	Mahomes	Lock
11/1	W	35-9	NYJ	Mahomes	Darnold
11/8	W	33-31	CAR	Mahomes	Bridgewater
11/22	W	35-31	@ LV	Mahomes	Carr
11/29	W	27-24	@ TB	Mahomes	Brady
12/6	W	22-16	DEN	Mahomes	Lock
12/13	W	33-27	@ MIA	Mahomes	Tagovailoa
12/20	W	32-29	@ NO	Mahomes	Brees
12/27	W	17-14	ATL	Mahomes	Ryan
1/3/21	L	21-38	LAC	Henne	Herbert
AFC Divisional Playoff Game					
1/17	W	22-17	CLE	Mahomes	Mayfield
AFC Championship Game					
1/24	W	38-24	BUF	Mahomes	Allen
Super Bowl LV					
2/7	L	31-9	@ TB	Mahomes	Brady
Home Road Neutral Overall					
Mahomes		6-1	8-0	0-0	14-1
Henne		0-1	0-0	0-0	0-1



2021 (12-5)

Date	Result	Opp.	Chiefs QB	Opp. QB
9/12	W	33-29	CLE	Mahomes
9/19	L	35-36	@ BAL	Mahomes
9/26	L	24-30	LAC	Mahomes
10/3	W	42-30	@ PHI	Mahomes
10/10	L	20-38	BUF	Mahomes
10/17	W	31-13	@ WAS	Mahomes
10/24	L	3-27	@ TEN	Mahomes
11/1	W	20-17	NYG	Mahomes
11/7	W	13-7	GB	Mahomes
11/14	W	41-14	@ LV	Mahomes
11/21	W	19-9	DAL	Mahomes
12/5	W	22-9	DEN	Mahomes
12/12	W	48-9	LV	Mahomes
12/16	W	34-28*	@ LAC	Mahomes
12/26	W	36-10	PIT	Mahomes
1/2	L	31-34	@ CIN	Mahomes
1/8	W	28-24	@ DEN	Mahomes
AFC Wild Card Playoff Game				
1/16	W	42-21	PIT	Mahomes
AFC Divisional Playoff Game				
1/23	W	42-36*	BUF	Mahomes
AFC Championship Game				
1/30	L	24-27*	CIN	Mahomes
Home Road Neutral Overall				
Mahomes		7-2 (2-1) 5-3	0-0	12-5 (2-1)

AFC Divisional Round Game				
1/21	W	27-24	@BUF	Mahomes
AFC Championship Game				
1/28	W	17-10	@BAL	Mahomes
Super Bowl LVIII				
2/11	W	25-22*	SF	Mahomes
Home Road Neutral Overall				
Mahomes		5-4 (1-0) 6-2 (2-0) (1-0)		11-6 (4-0)

KEY
 # Replacement Games
 (Postseason Record)
 * Overtime
 ** Double Overtime

2022 (14-3)

Date	Result	Opp.	Chiefs QB	Opp. QB
9/11	W	44-21	@ ARI	Murray
9/15	W	27-24	LAC	Herbert
9/25	L	17-20	@ IND	Mahomes
10/2	W	41-31	@ TB	Mahomes
10/10	W	30-29	LV	Mahomes
10/16	L	20-24	BUF	Mahomes
10/23	W	44-23	@ SF	Mahomes
11/6	W	20-17*	TEN	Mahomes
11/13	W	27-17	JAX	Mahomes
11/20	W	30-27	@ LAC	Mahomes
11/27	W	26-10	LAR	Mahomes
12/4	L	24-27	@ CIN	Mahomes
12/11	W	34-28	@ DEN	Mahomes
12/18	W	30-24*	@ HOU	Mahomes
12/24	W	24-10	SEA	Mahomes
1/1	W	27-24	DEN	Mahomes
1/7	W	31-13	@ LV	Mahomes
AFC Divisional Playoff Game				
1/21	W	27-20	JAX	Mahomes
AFC Championship Game				
1/29	W	23-20	CIN	Mahomes
Super Bowl LVII				
2/12	W	38-35	@PHI	Mahomes
Home Road Neutral Overall				
Mahomes		7-1 (2-0) 7-2	(1-0)	14-3 (3-0)

2023 (11-6)

Date	Result	Opp.	Chiefs QB	Opp. QB
9/7	L	20-21	DET	Mahomes
9/17	W	17-9	@JAX	Mahomes
9/24	W	41-10	CHI	Mahomes
10/1	W	23-20	@NYJ	Mahomes
10/8	W	27-20	@MIN	Mahomes
10/12	W	19-8	DEN	Mahomes
10/22	W	31-17	LAC	Mahomes
10/29	L	9-24	@DEN	Mahomes
11/5	W	21-14	MIA	Mahomes
11/20	L	17-21	PHI	Mahomes
11/26	W	31-17	@LV	Mahomes
12/03	L	19-27	@GB	Mahomes
12/10	L	17-20	BUF	Mahomes
12/17	W	27-17	@NE	Mahomes
12/25	L	14-20	LV	Mahomes
12/31	W	25-17	CIN	Mahomes
1/7	W	13-12	@LAC	Gabbert
AFC Wild Card Playoff Game				
1/13	W	26-7	MIA	Mahomes



ALL-TIME DRAFTS

Bold Indicates an Eventual Regular Starter

2024

1	WR	Xavier Worthy	28	Texas
2	T	Kingsley Suamataia	63	BYU
4a	TE	Jared Wiley	131	TCU
4b	DB	Jaden Hicks	133	Washington State
5	OL	Hunter Nourzad	159	Penn State
6	DB	Kamal Hadden	211	Tennessee
7	OL	C.J. Hanson	248	Holy Cross

Acquired the No. 28 pick (Worthy), No. 133 pick (Hicks) and the No. 248 pick (Hanson) from Buffalo in exchange for picks No. 32, No. 95 as well as the 221st overall pick. Acquired the No. 63 pick (Suamataia) and the No. 211 pick (Hadden) from San Francisco in exchange for pick No. 64 and No. 173.

2023

1	DE	Felix Anudike-Uzomah	31	Kansas State
2	WR	Rashee Rice	55	SMU
3	OL	Wanya Morris	92	Oklahoma
4	DB	Chamarri Conner	119	Virginia Tech
5	DE	BJ Thompson	166	Stephen F. Austin
6	DT	Keondre Coburn	194	Texas
7	CB	Nic Jones	250	Ball State

Acquired the No. 55 pick (Rice) and the No. 194 pick (Coburn) from Detroit in exchange for picks No. 63 and No. 122 as well as the 249th overall pick. Acquired the No. 92 pick (Morris) from Cincinnati in exchange for pick No. 95 and No. 217. Sent the club's special compensatory third-round pick (100th overall) and original sixth-round (209th overall) to the N.Y. Giants in the 2022 trade for WR Kadarius Toney. Acquired the No. 119 pick (Conner) from Minnesota in exchange for pick No. 134 and the club's 2024 fifth-round pick. Obtained the 250th pick (Jones) as a compensatory selection.

2022

1a	CB	Trent McDuffie	21	Washington
1b	DE	George Karlaftis	30	Purdue
2a	WR	Sky Moore	54	Western Michigan
2b	S	Bryan Cook	62	Cincinnati
3	LB	Leo Chenal	103	Wisconsin
4	CB	Joshua Williams	135	Fayetteville State
5	OL	Darian Kinnard	145	Kentucky
7a	CB	Jaylen Watson	243	Washington State
7b	RB	Isiah Pacheco	251	Rutgers
7c	DB	Nazeer Johnson	259	Marshall

Acquired the No. 21 pick (McDuffie) from New England in exchange for picks No. 29 and No. 121 (both acquired from Miami in the 2022 Tyreek Hill trade) as well as the 94th overall pick. Acquired the 54th pick (Moore) and the 158th pick from New England in exchange for pick No. 50. Was given the 103rd overall pick (Chenal) as a special compensatory selection. Acquired the No. 145 pick (Kinnard) from Seattle in exchange for picks No. 158 (from New England) and 233 (part of the 2021 CB Mike Hughes trade with Minnesota). Sent the club's original sixth-round pick (208th overall) to Pittsburgh in the 2021 trade for DE/LB Melvin Ingram. Acquired the 243rd overall pick (Watson) from New England as part of the 2021 Yasir Durant trade. Obtained the 259th pick (Johnson) as a compensatory selection.

2021

1	To Baltimore in first-round trade.			
2a	LB	Nick Bolton	58	Missouri
2b	OL	Creed Humphrey	63	Oklahoma
4	DE	Joshua Kaindoh	144	Florida State
5a	TE	Noah Gray	162	Duke
5b	WR	Cornell Powell	181	Clemson
6	OL	Trey Smith	226	Tennessee

Acquired the No. 58 pick (Bolton) from Baltimore as part of the 2021 T Orlando Brown trade. Also sent its third-round (94th overall) and fourth-round (136th) picks as part of the trade. Was given its 144th overall pick (Kaindoh) as a compensatory selection. Traded first of two fifth-round picks and a sixth-round pick to the N.Y. Jets in exchange for the 162nd overall pick (Gray) and the 226th overall pick (Smith).

2020

1	RB	Clyde Edwards-Helaire	32	Louisiana State
2	LB	Willie Gay Jr.	63	Mississippi State
3	OL	Lucas Niang	96	TCU
4	CB	L'Jarius Sneed	138	Louisiana Tech
5	DE	Mike Danna	177	Michigan
7	CB	BoPete Keyes	237	Tulane

Sent its original second-round pick (64th overall) to Seattle as part of the 2019 DE Frank Clark trade. Acquired the No. 63 pick (Gay) from San Francisco as part of the 2019 LB Dee Ford trade. Sent its original sixth-round pick to the New York Jets as part of the 2019 LB Darron Lee trade. Traded a sixth-round pick in the 2021 NFL Draft to the Tennessee Titans in exchange for the 237th overall pick (Keyes).

2019

1	To Seattle in first-round trade.			
2a	WR	Mecole Hardman	56	Georgia
2b	DB	Juan Thornhill	63	Virginia
3	DL	Khalen Saunders	84	Western Illinois
6a	CB	Rashad Fenton	201	South Carolina
6b	RB	Darwin Thompson	214	Utah St.
7	OL	Nick Allegretti	216	Illinois

Sent its first-round pick (29th overall), a 2020 second-round pick and swapped 2019 third-round picks with Seattle in exchange for DE Frank Clark. Traded its first of two second-round picks (No. 61) and a fifth-round pick (No. 167) to the Los Angeles Rams for the No. 56 pick (Hardman). Acquired the No. 84 pick (Saunders) from Seattle in the Clark trade. In 2016, sent WR Rod Streater to San Francisco and swapped seventh-round picks for the No. 216 pick (Allegretti).

2018

1	To Buffalo in 2017 Patrick Mahomes trade.			
2	LB	Breeland Speaks	46	Mississippi
3a	DT	Derrick Nnadi	75	Florida State
3b	LB	Dorian O'Daniel	100	Clemson
4	S	Armani Watts	124	Texas A&M
6a	CB	Tremon Smith	196	Central Arkansas
6b	OL	Kahlil McKenzie	198	Tennessee

Traded the No. 54 pick and a third-round pick (No. 78, obtained from Washington) to Bengals for the No. 46 pick (Speaks) and a third-round pick, 100th overall (O'Daniel). Traded the No. 86 pick and 122nd pick to Ravens for the No. 75 pick, obtained from Raiders (Nnadi). Traded a seventh-round pick (No. 233, obtained from Cardinals) and a seventh-round pick (No. 243, obtained from Titans) to Patriots for the No. 198 pick, obtained from Rams (McKenzie).

2017

1	QB	Patrick Mahomes II	10	Texas Tech
2	DL	Tanoh Kpassagnon	59	Villanova
3	RB	Kareem Hunt	86	Toledo
4	WR	Jehu Chesson	139	Michigan
5	LB	Ukeme Eligwe	183	Georgia Southern
6	DB	Leon McQuay III	218	USC

Traded its first-round pick (27th overall), a third-round pick (91st overall) and a 2018 first-round pick to Buffalo in exchange for a first-round pick (Mahomes). Traded its third-round compensatory selection (104th overall), its fourth-round pick (86th overall) and its final pick in the seventh-round (245th overall) for a third-round pick (Hunt). Obtained the 183rd pick (Eligwe) from New England in TE James O'Shaughnessy trade. Traded two fifth-round picks (170 and 180 overall) for a fourth-round pick (Chesson).

2016

1	To San Francisco in first-round trade.			
2	DL	Chris Jones	37	Mississippi State
3	CB	KeiVarae Russell	74	Notre Dame
4a	OL	Parker Ehinger	105	Cincinnati



4b	DB	Eric Murray	106	Minnesota
4c	WR	Demarcus Robinson	126	Florida
5a	QB	Kevin Hogan	162	Stanford
5b	RB	Tyreek Hill	165	West Alabama
6a	DB	D.J. White	178	Georgia Tech
6b	LB	Dadi Nicolas	203	Virginia Tech

Sent its first-round pick (28th overall) to San Francisco in exchange for a second-round pick (Jones), fourth-round pick (Ehinger) and a sixth-round pick (White). Also sent its sixth-round pick (249th overall) as part of the trade. Obtained a third-round pick (Russell) and fourth-round pick (Murray) from Tampa Bay in exchange for a second-round pick (59th overall).

2015

1	CB	Marcus Peters	18	Washington
2	C	Mitch Morse	49	Missouri
3a	WR	Chris Conley	76	Georgia
3b	CB	Steven Nelson	98	Oregon State
4	LB	Ramik Wilson	118	Georgia
5a	LB	D.J. Alexander	172	Oregon State
5b	TE	James O'Shaughnessy	173	Illinois State
6	DL	Rakeem Nunez-Roches	217	Southern Mississippi
7	WR	Da'Ron Brown	233	Northern Illinois

Sent original third-round (80th overall) pick and sixth-round (193rd overall) pick to Minnesota in exchange for Minnesota's third round pick (Conley). Picks 3b (Nelson), 5a (Alexander), 5b (O'Shaughnessy) and 6 (Nunez-Roches) were compensatory selections for 2014 free agency losses.

2014

1	LB	Dee Ford	23	Auburn
3	CB	Phillip Gaines	87	Rice
4	RB/WR	De'Anthony Thomas	124	Oregon
5	QB	Aaron Murray	163	Georgia
6a	G	Zach Fulton	193	Tennessee
6b	T	Laurent Duvernay-Tardif	200	McGill

Sent a second-round selection (56th overall) to San Francisco in the 2013 QB Alex Smith trade. Obtained Dallas' sixth-round selection (Fulton) in the 2013 LB Edgar Jones trade. Sent seventh-round pick (238th overall) to Dallas as part of the 2013 Jones trade.

2013

1	T	Eric Fisher	1	Central Michigan
3a	TE	Travis Kelce	63	Cincinnati
3b	RB	Knile Davis	96	Arkansas
4	LB	Nico Johnson	99	Alabama
5	DB	Sanders Commings	134	Georgia
6a	OL	Eric Kush	170	California (Pa.)
6b	FB	Braden Wilson	204	Kansas State
7	LB	Mike Catapano	207	Princeton

Sent a second-round selection (34th overall) to San Francisco in the 2013 QB Alex Smith trade. Picks 3b (Davis) and 6b (Wilson) were compensatory selections for 2012 free agent losses.

2012

1	DT	Dontari Poe	11	Memphis
2	OL	Jeff Allen	44	Illinois
3	OL	Donald Stephenson	74	Oklahoma
4	WR	Devon Wylie	107	Fresno State
5	DB	De'Quan Menzie	146	Alabama
6	RB	Cyrus Gray	182	Texas A&M
7a	DT	Jerome Long	218	San Diego State
7b	WR	Junior Hemingway	238	Michigan

Obtained a seventh-round selection (Hemingway) from New England in the 2010 S Jarrad Page trade.

2011

1	WR	Jonathan Baldwin	26	Pittsburgh
2	OL	Rodney Hudson	55	Florida State
3a	LB	Justin Houston	70	Georgia
3b	DL	Allen Bailey	86	Miami
4	CB	Jalil Brown	118	Colorado
5a	QB	Ricky Stanzi	135	Iowa
5b	LB	Gabe Miller	140	Oregon State
6	DL	Jerrell Powe	199	Mississippi
7	FB	Shane Bannon	223	Yale

Sent original first-round pick (21st overall) to Cleveland in exchange for Cleveland's first-round pick (Baldwin) and Cleveland's third-round pick (Houston). The first-round pick became the 26th overall when Baltimore passed on its selection. Obtained a fifth-round selection (Stanzi) from Tampa Bay in the 2010 DE Alex Magee trade. Obtained Detroit's fifth-round pick (Miller) via NFL ruling in favor of the Chiefs. Pick 6 (Powe) was a compensatory selection for 2010 free agent losses.

2010

1	S	Eric Berry	5	Tennessee
2a	WR	Dexter McCluster	36	Mississippi
2b	CB	Javier Arenas	50	Alabama
3a	G/C	Jon Asamoah	68	Illinois
3b	TE	Tony Moeaki	93	Iowa
4		To Houston in third-round trade.		
5a	DB	Kendrick Lewis	136	Mississippi
5b	LB	Cameron Sheffield	142	Troy
6		To Miami in 2009 C/G Andy Alleman and G/T Ikechuku Nduke trade.		
7		To Miami in 2009 seventh-round trade.		

Obtained a second-round selection (Arenas) from Atlanta in the 2009 TE Tony Gonzalez trade. Obtained Houston's third-round selection (Moeaki) in exchange for the Chiefs fourth (102nd overall) and fifth-round (144th overall) selections. Obtained a fifth-round selection (Sheffield) from Miami in the 2009 QB Tyler Thigpen trade. Obtained Carolina's fifth-round selection (144th overall) in the 2009 DT Tank Tyler trade. Sent a sixth-round selection (173rd overall) to Miami in the 2009 trade for C/G Andy Alleman and G/T Ikechuku Ndukwe. Sent a seventh-round selection (212th overall) to Miami in exchange for Miami's seventh-round pick (O'Connell) in 2009.

2009

1	DE	Tyson Jackson	3	Louisiana State
2		To New England in 2009 QB Matt Cassel/LB Mike Vrabel trade.		
3	DE	Alex Magee	67	Purdue
4	S/CB	Donald Washington	102	Ohio State
5	T	Colin Brown	139	Missouri
6	WR	Quinten Lawrence	175	McNeese State
7a	RB	Javarris Williams	212	Tennessee State
7b	TE	Jake O'Connell	237	Miami (OH)
7c	K	Ryan Succop	256	South Carolina

Sent a second-round selection (34th overall) to New England in the 2009 QB Matt Cassel/LB Mike Vrabel trade. Obtained Miami's seventh-round selection (O'Connell) in exchange for the Chiefs seventh-round pick in 2010. Miami obtained that selection in a trade with Carolina. Pick 7c (Succop) was a compensatory selection for 2008 free agent losses.

2008

1a	DT	Glenn Dorsey	5	Louisiana State
1b	T	Branden Albert	15	Virginia
2	CB	Brandon Flowers	35	Virginia Tech
3a	RB	Jamaal Charles	73	Texas
3b	TE	Brad Cottam	76	Tennessee
3c	S	DaJuan Morgan	82	North Carolina St.
4	WR	Will Franklin	105	Missouri
5	CB	Brandon Carr	140	Grand Valley St.
6a	T	Barry Richardson	170	Clemson
6b	WR	Kevin Robinson	182	Utah St.
7a	DE	Brian Johnston	210	Gradner-Webb
7b	TE	Michael Merritt	239	Central Florida

Obtained Minnesota's first-round selection (17th overall), two third-round selections (Charles & Morgan) and a sixth-round selection (Robinson) in the 2008 DE Jared Allen trade. Sent a sixth-round selection (187th overall) to Minnesota in the 2008 DE Jared Allen trade, a pick that was acquired in the 2007 RB Michael Bennett trade. Obtained Detroit's first-round selection (Albert) and Detroit's third-round pick (Cottam) in exchange for first-round pick (17th overall) obtained in 2008 DT Jared Allen trade, original third-round pick (66th overall) and a fifth-round pick (136th overall) that was obtained from Miami in the 2007 QB Trent Green trade. Acquired the N.Y. Giants seventh-round selection (Merritt) in the 2007 K Lawrence Tynes trade.

2007

1	WR	Dwayne Bowe	23	Louisiana State
2	DE	Turk McBride	54	Tennessee
3a	DT	Tank Tyler	82	North Carolina St.
3b		To St. Louis in 2007 WR Dante Hall trade.		
4		To New Orleans in 2006 RB Michael Bennett trade.		
5a	RB	Kolby Smith	148	Louisville
5b	K	Justin Medlock	160	UCLA
6	T	Herb Taylor	196	TCU
7	TE	Michael Allan	231	Whitworth

Obtained St. Louis' third-round selection (Tyler) and fifth-round selection (Smith) in the 2007 WR Dante Hall trade in exchange for Hall and the Chiefs third-round pick (84th overall). Sent a fourth-round pick (123rd overall) to New Orleans in the 2006 RB Michael Bennett trade.

2006

1	DE	Tamba Hali	20	Penn State
2	S	Bernard Pollard	54	Purdue
3	QB	Brodie Croyle	85	Alabama
4		To N.Y. Jets in compensation for Herm Edwards.		
5	CB	Marcus Maxey	154	Miami (Fla.)
6a	G	Tre Stallings	186	Mississippi
6b	WR	Jeff Webb	190	San Diego State
7	S	Jarrad Page	228	UCLA

Sent fourth-round pick (117th overall) to the N.Y. Jets in compensation for head coach Herm Edwards. Obtained Dallas' sixth-round pick (Stallings) in the 2005 LB Scott Fujita trade.

2005

1	LB	Derrick Johnson	15	Texas
2		To Miami in 2005 CB Patrick Surtain trade.		
3a		To Philadelphia in 2004 T John Welbourn trade.		
3b	P	Dustin Colquitt	99	Tennessee
4	WR	Craponson Thorpe	116	Florida State
5a	LB	Boomer Grigsby	138	Illinois State
5b		To Tennessee in 2005 DE Carlos Hall trade.		
5c	CB	Alphonso Hodge	147	Miami (Ohio)
6a	T	Will Svitek	187	Stanford
6b	DE	Khari Long	199	Baylor
7a	QB	James Kilian	229	Tulsa
7b	T	Jeremy Parquet	238	Southern Miss.

Obtained CB Patrick Surtain and a fifth-round pick (Grigsby) in exchange for the Chiefs second-round pick (46th overall) and a fifth-round selection (162nd overall). Sent original third-round pick (77th overall) to Philadelphia in 2004 T John Welbourn trade. Pick 3b (Colquitt) was a compensatory selection for 2004 free agent losses. Sent original fifth-round pick (150th overall) to Tennessee in 2005 DE Carlos Hall trade. Obtained a fifth-round selection (Hodge) in 2004 trade with Detroit. Obtained a fifth-round pick (162nd overall) and a sixth-round pick (Long) from Green Bay in 2004 DE R-Kal Truluck trade. Subsequently sent that fifth-round pick to Miami in 2005 CB Patrick Surtain trade. Obtained a seventh-round pick (Parquet) from Green Bay in 2003 CB Derek Combs trade.

2004

1		To Detroit in first-round trade.		
2a	DT	Junior Siavii	36	Oregon
2b	TE	Kris Wilson	61	Pittsburgh
3	LB	Keyaron Fox	93	Georgia Tech
4a	WR	Samie Parker	105	Oregon
4b	DE	Jared Allen	126	Idaho State
5		To Philadelphia in 2004 T John Welbourn trade.		
6	WR	Jeris McIntyre	195	Auburn
7	T	Kevin Sampson	231	Syracuse

Obtained Detroit's second-round pick (Siavii), fourth-round pick (Parker) and a fifth-round pick in 2005 in exchange for the Chiefs first-round pick (30th overall). Sent fifth-round pick (162nd overall) and a third-round pick in 2005 to Philadelphia in 2004 T John Welbourn trade.

2003

1	RB	Larry Johnson	27	Penn State
2	LB	Kawika Mitchell	47	South Florida

3a		To New Orleans in 2002 T Willie Roaf trade.		
3b	CB	Julian Battle	92	Tennessee
4	T	Brett Williams	113	Florida State
5	T	Jordan Black	153	Notre Dame
6	DE	Jimmy Wilkerson	189	Oklahoma
7a	DT	Montique Sharpe	230	Wake Forest
7b	S	Willie Pile	252	Virginia Tech

Obtained Pittsburgh's first-round pick (Johnson), third-round pick (Battle) and sixth-round pick (200th overall - subsequently traded to the N.Y. Jets) in exchange for the Chiefs first-round pick (16th overall). Sent original third-round pick (78th overall) to New Orleans in 2002 T Willie Roaf trade. Sent fifth-round pick (150th overall) and sixth-round pick (200th overall) to the N.Y. Jets in exchange for New York's fifth-round pick (Black) and sixth-round pick (Wilkerson). Sent original sixth-round pick (186th overall) to Dallas in 2002 first-round trade. Pick 7b (Pile) was a compensatory selection for 2002 free agent losses.

2002

1	DT	Ryan Sims	6	North Carolina
2	DT	Eddie Freeman	43	Ala. - Birmingham
3a		To Dallas in first-round trade.		
3b		To St. Louis in compensation for Dick Vermeil.		
4	FB	Omar Easy	107	Penn State
5	LB	Scott Fujita	143	California
6		To St. Louis in 2001 QB Joe Germaine trade.		
7	LB	Maurice Rodriguez	221	Fresno State

Obtained Dallas' first-round pick (Sims) in exchange for the Chiefs first-round pick (8th overall), third-round pick (75th overall) and a sixth-round pick in 2003. Obtained a third-round pick (84th overall) from Washington in compensation for Marty Schottenheimer, subsequently sent to St. Louis in compensation for Dick Vermeil. Sent sixth-round pick (183rd overall) to St. Louis in 2001 QB Joe Germaine trade.

2001

1		To St. Louis in 2001 QB Trent Green trade.		
2		To St. Louis in compensation for Dick Vermeil.		
3a	DT	Eric Downing	75	Syracuse
3b	WR	Marvin Minnis	77	Florida State
4a	LB	Monty Beisel	107	Kansas State
4b	FB	George Layne	108	TCU
5a	TE	Billy Baber	141	Virginia
5b	RB	Derrick Blaylock	150	Stephen F. Austin
6	G	Alex Sulfsted	176	Miami (Ohio)
7a	S	Shaunard Harts	212	Boise State
7b	DT	Terrell Sands	243	UT - Chattanooga

Obtained QB Trent Green and St. Louis' fifth-round pick (Blaylock) in exchange for the Chiefs first-round pick (12th overall). Sent second-round pick (42nd overall) to St. Louis in compensation for head coach Dick Vermeil. Obtained third-round pick (Minnis) from Washington in compensation for Marty Schottenheimer. Obtained a fourth-round pick (Layne) from Jacksonville in 2000 G Brenden Stai trade. Pick 7b (Sands) was a compensatory pick for 2000 free agent losses.

2000

1	WR	Sylvester Morris	21	Jackson State
2	CB	William Bartee	54	Oklahoma
3	S	Greg Wesley	85	Ark. - Pine Bluff
4	RB	Frank Moreau	115	Louisville
5a	RB/KR	Dante Hall	153	Texas A&M
5b	CB	Pat Dennis	162	Louisiana - Monroe
6a	T	Darnell Alford	188	Boston College
6b		To St. Louis in '99 TE Mitch Jacoby trade.		
7	WR/KR	Desmond Kitchings	208	Furman

Pick 5b (Dennis) was a compensatory pick for '99 free agent losses. Obtained Miami's sixth-round pick (Alford) in a '99 trade. Sent original sixth-round pick (189th overall) to St. Louis in '99 TE Mitch Jacoby trade. Obtained New Orleans' seventh-round draft choice (Kitchings) as compensation for coach Ron Zook, while New Orleans obtained Kansas City's original seventh-round pick (228th overall).

1999

1	T	John Tait	14	BYU
2	RB	Mike Cloud	54	Boston College
3a	LB	Gary Stills	75	West Virginia
3b	S/LB	Larry Atkins	84	UCLA
4	WR	Larry Parker	108	USC
5		To Chicago in '98 RB Bam Morris trade.		
6		To Tampa Bay in '98 S Melvin Johnson trade.		
7	G	Eric King	220	Richmond

Obtained Miami's second-round pick (Cloud), a third-round pick (Atkins) and a 2000 sixth-round pick for the Chiefs second-round pick (43rd overall).

1998

1	T	Victor Riley	27	Auburn
2		To Oakland in compensation for restricted free agent DT Chester McGlockton.		
3	RB	Rashaan Shehee	88	Washington
4	LB	Greg Favors	120	Mississippi State
5a	CB	Robert Williams	128	North Carolina
5b		To Green Bay in '97 LB Wayne Simmons trade.		
6	DT	Derrick Ransom	181	Cincinnati
7a	CB	Eric Warfield	216	Nebraska
7b	FB	Ernest Blackwell	224	Missouri

Obtained Chicago's fifth-round pick (Williams) in '97 WR Chris Penn trade. Sent original fifth-round pick (150th overall) to Green Bay in '97 LB Wayne Simmons trade. Pick 7b (Blackwell) was a compensatory pick for '97 free agent losses.

1997

1	TE	Tony Gonzalez	13	California
2	WR	Kevin Lockett	47	Kansas State
3		To Houston in first-round trade.		
4	QB	Pat Barnes	110	California
5a		To Miami in '96 K Pete Stoyanovich trade.		
5b	RB	June Henley	163	Kansas
6a		To Houston in first-round trade.		
6b	WR	Isaac Byrd	195	Kansas
7a		To Pittsburgh in '97 DT Brentson Buckner trade.		
7b	T	Nate Parks	214	Stanford

Obtained Houston's first-round pick (Gonzalez) and fourth-round pick (Barnes) in exchange for the Chiefs first-round (18th overall), third-round (81st overall), fourth-round (116th overall) and sixth-round picks (181st overall). Pick 5b (June Henley) and pick 6b (Byrd) were compensatory picks for '96 free agent losses.

1996

1	S	Jerome Woods	28	Memphis
2	S	Reggie Tongue	58	Oregon State
3a	DT	John Browning	68	West Virginia
3b		To Detroit in '94 S William White trade.		
4	LB	Donnie Edwards	98	UCLA
5	WR	Joe Horn	135	Itawamba J.C.
6a	WR	Dietrich Jells	176	Pittsburgh
6b		To Philadelphia in '95 WR Victor Bailey trade.		
7a	C	Ben Lynch	211	California
7b	C	Jeff Smith	241	Tennessee
7c	DB/KR	Darrell Williams	245	Tennessee St.

Obtained New England's third-round pick (Browning) in exchange for the Chiefs '95 fourth-round pick. Obtained Miami's fourth-round pick (Edwards) and a '97 seventh-round pick for the Chiefs two '96 fourth-round picks (113th overall) and (125th overall). Obtained Arizona's fifth-round pick (Horn) for the Chiefs two '96 fifth-round picks (161st overall) and (162nd overall). Originally obtained Green Bay's fifth-round pick (161st overall) in '95 G/T Lindsay Knapp trade. Obtained Carolina's sixth-round pick (Jells) in exchange for the Chiefs '95 sixth-round pick. Obtained Pittsburgh's seventh-round pick (Lynch) in '95 TE Tracy Greene trade. Pick 7c (Williams) was a compensatory pick for '95 free agent losses.

1995

1	T	Trezelle Jenkins	31	Michigan
2		To Philadelphia in '95 WR Victor Bailey trade.		
3a	WR	Tamarick Vanover	81	Florida State
3b	LB	Troy Dumas	97	Nebraska
4a		To San Francisco in '94 QB Steve Bono trade.		
4b	QB	Steve Stenstrom	134	Stanford
5a	DT	Mike Pelton	155	Auburn
5b	LB	Jerrott Willard	164	California
6a	DT	Bryan Proby	202	Arizona State
6b	DT/G	Tom Barndt	207	Pittsburgh
7		To Tampa Bay in '93 CB Darren Anderson trade.		

Obtained Jacksonville's first-round pick (Jenkins), third-round pick (Dumas), fourth-round pick (Stenstrom) and a '96 fourth-round pick for the Chiefs original first-round pick (19th overall). The fourth-round pick obtained from Philadelphia in second-round Victor Bailey trade was subsequently sent to New England for its highest third-round selection in '96. Pick 5b (Willard), 6a (Proby), and 6b (Barndt) were compensatory picks for '94 free agent losses. The sixth-round pick obtained from Jacksonville in first-round trade was subsequently sent to Carolina for its highest sixth-round pick in '96.

1994

1	RB	Greg Hill	25	Texas A&M
2	RB	Donnell Bennett	58	Miami (Fla.)
3a	WR	Lake Dawson	92	Notre Dame
3b	WR	Chris Penn	96	Tulsa
4	S	Bracy Walker	127	North Carolina
5a	CB	James Burton	151	Fresno State
5b	DT	Rob Waldrop	156	Arizona
6	RB	Anthony Daigle	185	Fresno State
7a	QB	Steve Matthews	199	Memphis State
7b	TE	Tracy Greene	219	Grambling

Obtained San Francisco's third-round pick (Penn) in '93 QB Joe Montana trade. Obtained Minnesota's fifth-round pick (Burton) in '93 RB Barry Word trade. Obtained L.A. Rams seventh-round pick (Matthews) in '93 LB Chris Martin trade.

1993

1		To San Francisco in '93 QB Joe Montana trade.		
2		Used in '92 supplemental draft to select DE Darren Mickell from Florida.		
3	G	Will Shields	74	Nebraska
4	LB	Jaime Fields	103	Washington
5	G/T	Lindsay Knapp	130	Notre Dame
6	RB	Darius Turner	159	Washington
7	WR	Danan Hughes	186	Iowa
8		To Phoenix in '93 CB Jay Taylor trade.		

Obtained QB Joe Montana, S David Whitmore and San Francisco's '94 third-round pick in exchange for the Chiefs first-round pick (18th overall).

1992

1	CB	Dale Carter	20	Tennessee
2	QB	Matt Blundin	40	Virginia
3		To Dallas in second-round trade.		
4	DT	Mike Evans	101	Michigan
5		To Tampa Bay in '91 LB Ervin Randle trade.		
6	WR	Tony Smith	159	Notre Dame
7	LB	Erick Anderson	186	Michigan
8	G/C	Jim Jennings	213	San Diego State
9	C	Jay Leeuwenburg	244	Colorado
10	G	Jerry Ostroski	271	Tulsa
11	DE	Doug Rigby	298	Wyoming
12	DB	Corey Williams	325	Oklahoma State

Obtained Dallas' second-round pick (Blundin) in exchange for the Chiefs second-round (47th overall) and third-round picks (74th overall).

1991

1	RB	Harvey Williams	21	Louisiana State
2	T	Joe Valerio	50	Pennsylvania
3	WR	Tim Barnett	77	Jackson State
4		To Dallas in '89 QB Steve Pelluer trade.		

5	S	Charles Mincy	133	Washington
6	CB	Darrell Malone	162	Jacksonville State
7	CB	Bernard Ellison	189	Nevada
8	T	Tom Dohring	218	Michigan
9	P/K	Robbie Keen	244	California
10	DB	Eric Ramsey	273	Auburn
11	WR	Bobby Olive	300	Ohio State
12	G/T	Ron Shipley	329	New Mexico

11	WR/KR	Craig Richardson	298	Eastern Wash.
12	LB	Bruce Holmes	325	Minnesota

Obtained Houston's second-round pick (Okoye) in exchange for the Chiefs second-round (46th overall) and fourth-round (105th overall) picks. Obtained Miami's fifth-round pick (Taylor) in exchange for the Chiefs fifth-round (132nd overall) and eighth-round (212th overall) picks. Obtained New England's eighth-round pick (Clemons) in '86 TE Willie Scott trade.

1990

1	LB	Percy Snow	13	Michigan State
2	C	Tim Grunhard	40	Notre Dame
3		To Dallas in '89 QB Steve Pelluer trade.		
4	WR	Fred Jones	96	Grambling
5a	T	Derrick Graham	124	Appalachian State
5b	DT	Ken Hackmack	127	Texas
6	DT	Tom Sims	152	Pittsburgh
7	G	Dave Szott	180	Penn State
8		To Buffalo in '88 DE Art Still trade.		
9	RB	Michael Owens	235	Syracuse
10	LB	Craig Hudson	263	Wisconsin
11	RB	Ernest Thompson	291	Georgia Southern
12	WR	Tony Jeffery	318	San Jose State

Obtained Buffalo's fifth-round pick (Hackmack) in '88 DE Art Still trade.

1989

1	LB	Derrick Thomas	4	Alabama
2	QB	Mike Elkins	32	Wake Forest
3	WR	Naz Worthen	60	North Carolina St.
4	CB	Stan Petry	88	TCU
5		To Cleveland in '89 LB Mike Junkin trade.		
6	WR	Robb Thomas	143	Oregon State
7	LB	Ron Sancho	171	Louisiana State
8a	RB	Bryan Tobey	199	Grambling
8b	RB	Todd McNair	220	Temple
9	S	Jack Phillips	227	Alcorn State
10	LB	Rob McGovern	255	Holy Cross
11	CB	Marcus Turner	283	UCLA
12	RB	Bill Jones	311	SW Texas State

Obtained Buffalo's eighth-round pick (McNair) in '88 DE Art Still trade.

1988

1	DE	Neil Smith	2	Nebraska
2		To Detroit in first-round trade.		
3	DB	Kevin Porter	59	Auburn
4a		To Tampa Bay in '88 QB Steve DeBerg trade.		
4b	WR	J.R. Ambrose	96	Mississippi
5		To New Orleans in '87 LB Jack Del Rio trade.		
6	RB	James Saxon	139	San Jose State
7	LB	Troy Stedman	171	Washburn
8	TE	Alfredo Roberts	197	Miami (Fla.)
9	WR	Azizuddin Abdur-Ra'oof	224	Maryland
10	RB	Kenny Gamble	251	Colgate
11	QB	Danny McManus	282	Florida State
12		To Buffalo in '87 CB Charles Romes trade.		

Obtained Detroit's first-round pick (Smith) in exchange for the Chiefs first-round pick (3rd overall) and second-round pick (29th overall). Obtained QB Steve DeBerg from Tampa Bay in exchange for S Mark Robinson and the Chiefs fourth-round pick (86th overall). Obtained Pittsburgh's fourth-round selection (Ambrose) in '88 QB Todd Blackledge trade.

1987

1	RB	Paul Palmer	19	Temple
2	RB	Christian Okoye	35	Azusa Pacific
3	LB	Todd Howard	73	Texas A&M
4		To Houston in second-round trade.		
5a	WR/KR	Kitrick Taylor	128	Washington State
6		To Houston in '86 RB Larry Morarity trade.		
7	QB	Doug Hudson	186	Nicholls State
8a		To Miami in fifth-round trade.		
8b	RB/KR	Michael Clemons	218	William & Mary
9	DE	Randy Watts	244	Catawba
10	RB	James Evans	271	Southern

1986

1	T	Brian Jozwiak	7	West Virginia
2	LB	Dino Hackett	35	Appalachian State
3	DE	Leonard Griffin	63	Grambling
4a	C	Tom Baugh	87	Southern Illinois
4b	WR	Chas Fox	90	Furman
5		To San Diego in '83 C Bob Rush trade.		
6a	RB	Kent Hagood	141	South Carolina
6b		To Washington in '86 C Rick Donnalley trade.		
7		To Cleveland in '86 RB Boyce Green trade.		
8a	P	Lewis Colbert	196	Auburn
8b		To Buffalo in eighth-round transaction.		
9	NT/DE	Gary Baldinger	229	Wake Forest
10	NT	Isaac Readon	257	Hampton Institute
11	LB	Aaron Pearson	285	Mississippi State
12		To Buffalo in eighth-round transaction.		

Obtained Houston's fourth-round pick (Baugh). Obtained Washington's sixth-round pick (Hagood). Obtained Buffalo's eighth-round pick (Colbert) in exchange for eighth-round (202nd overall) and 12th-round picks (313th overall).

1985

1	RB	Ethan Horton	15	North Carolina
2	TE	Jonathan Hayes	41	Iowa
3		To San Diego in '83 C Bob Rush trade.		
4	G	Bob Olderman	99	Virginia
5a	RB	Bruce King	126	Purdue
5b		To Houston in '85 DE Bob Hamm trade.		
6a	CB	John Bostic	149	Bethune-Cookman
6b		To Houston in '85 DE Bob Hamm trade.		
7a		To Dallas.		
7b	DE	Vincent Thomson	180	Missouri Western
7c	G	Dave Heffernan	183	Miami (Fla.)
7d		To Washington for sixth-round choice in '86.		
8	WR	Ira Hillary	210	USC
9	S	Mike Armentrout	237	SW Missouri St.
10	RB	Jeff Smith	267	Nebraska
11	C	Chris Jackson	293	Southern Methodist
12	C	Harper LeBel	321	Colorado State

Obtained L.A. Rams fifth-round pick (subsequently traded to Houston) in '83 QB Steve Fuller trade. Obtained Philadelphia's sixth-round pick (Bostic) in '83 TE Al Dixon trade. Obtained N.Y. Jets seventh-round pick (subsequently traded to Dallas) in '85 LB Charles Jackson trade. Obtained San Diego's seventh-round pick (Thomson) in '84 RB Jewerl Thomas trade. Obtained St. Louis' seventh-round pick (subsequently traded to Washington) in '84 LB Thomas Barber trade.

1984 USFL SUPPLEMENTAL

1	T	Mark Adickes	5	Baylor
		(L.A. Express)		
2	CB	Lupe Sanchez	34	UCLA
		(Arizona Wranglers)		
3	CB	Garcia Lane	61	Ohio State
		(Philadelphia Stars)		

1984

1a	NT	Bill Maas	5	Pittsburgh
1b	T	John Alt	21	Iowa
2	LB	Scott Radevic	34	Penn State
3	RB	Herman Heard	61	So. Colorado
4	S	Mark Robinson	90	Penn State
5a	DE	Eric Holle	117	Texas
5b	LB	Jeff Paine	134	Texas A&M
6	WR	Rufus Stevens	146	Grambling
7	CB	Kevin Ross	173	Temple



8	S	Randy Clark	202	Florida
9a	G/T	Scott Auer	229	Michigan State
9b	TE	Dave Hestera	240	Colorado
10	LB	Al Wenglikowski	258	Pittsburgh
11	RB	Bobby Johnson	285	San Jose State
12	LB	Mark Lang	314	Texas

Obtained the L.A. Rams first-round (Alt) and fifth-round picks (Paine) in '84 CB Gary Green trade. Obtained Green Bay's ninth-round pick (Hestera) in '83 T Charlie Getty trade.

5b	DE	Dan Pensick	115	Nebraska
5c		To Detroit in '80 C Larry Tearry trade.		
6a	WR	Bubba Garcia	147	Texas-El Paso
6b	RB	Larry Heater	164	Arizona
7		To L.A. Rams in '80 TE Walter White trade.		
8	LB	Sam Stepney	203	Boston University
9a		To Detroit in '80 C Larry Tearry trade.		
9b	WR	Tom Donovan	230	Penn State
10	T	Rob Martinovich	261	Notre Dame
11	NT	Dale Markham	287	North Dakota
12	LB	Mike Brewington	314	East Carolina

Obtained Baltimore's fifth-round pick (Carson) in exchange for RB Mark Bailey. Obtained St. Louis' fifth-round pick (Pensick). Obtained L.A. Rams sixth-round pick (Heater) and a third-round pick in '81 in exchange for TE Walter White and a seventh-round pick (176th overall).

1983

1	QB	Todd Blackledge	7	Penn State
2	T	David Lutz	34	Georgia Tech
3	CB	Albert Lewis	61	Grambling
4	TE	Ron Wetzel	92	Arizona State
5	P	Jim Arnold	119	Vanderbilt
6	T	Ellis Gardner	146	Georgia Tech
7a	RB	Ken Thomas	173	San Jose State
7b	RB	Daryl Posey	179	Mississippi Coll.
8	T	Irv Eatman	204	UCLA
9	C	Adam Lingner	231	Illinois
10	NT	Mark Shumate	257	Wisconsin
11	DE	Dwayne Jackson	284	South Carolina St.
12	OT	Kenny Jones	315	Tennessee

Obtained CB Lucious Smith, RB Jewel Thomas and L.A. Rams fifth-round pick in '85 in exchange for QB Steve Fuller and CB Eric Harris. Obtained New Orleans' seventh-round pick (Posey) in '82 LB Whitney Paul trade.

1979

1a	DE	Mike Bell	2	Colorado State
1b	QB	Steve Fuller	23	Clemson
2		To Houston in first-round trade.		
3		To L.A. Rams in '79 NT Stan Johnson trade.		
4	LB	Frank Manumaleuga	85	San Jose State
5	RB	Earl Grant	112	Missouri
6	WR	Robert Gaines	140	Washington
7	DE	Ken Kremer	167	Ball State
8a	RB	Mike Williams	195	New Mexico
8b	G	Robert Brewer	218	Temple
9a	TE	James Folston	222	Cameron State
9b	T	Joe Robinson	229	Ohio State
10a	LB	Michael DuPree	251	Florida
10b	S	Gerald Jackson	260	Mississippi State
10c	WR	Larry Willis	268	Alcorn State
11	WR	Stan Rome	277	Clemson
12	RB	Michael Forrest	305	Arkansas

Obtained Houston's first-round pick (Fuller) in exchange for the Chiefs second-round (31st overall) and an '80 second-round picks. Obtained St. Louis' eighth-round pick (Brewer) in '79 LB Jimbo Elrod trade. Obtained New Orleans' ninth-round pick (Robinson) in '78 DT Keith Simmons trade. Obtained Washington's 10th-round pick (Jackson).

1982

1	WR	Anthony Hancock	11	Tennessee
2	LB	Calvin Daniels	46	North Carolina
3		To St. Louis in first-round trade.		
4a	LB	Louis Haynes	100	North Texas State
4b	LB	Stuart Anderson	104	Virginia
5	RB	Del Thompson	130	Texas - El Paso
6	S	Durwood Roquemore	157	Texas A&I
7	NT	Greg Smith	184	Kansas
8	WR	Case deBrujin	214	Idaho State
9	T	Lyndie Byford	241	Oklahoma
10	WR	Larry Brodsky	268	Miami (Fla.)
11	CB	Bob Carter	297	Arizona
12	S	Mike Miller	324	SW Texas State

Obtained St. Louis' first-round pick (Hancock) in exchange for the Chiefs first-round (16th overall) and third-round picks (73rd overall). Obtained Denver's fourth-round pick (Anderson) in '81 RB Tony Reed trade.

1978

1	DE	Art Still	2	Kentucky
2	DT/DE	Sylvester Hicks	29	Tennessee
3	LB	Gary Spani	58	Kansas State
4a	LB	Danny Johnson	85	Tennessee State
4b	QB	Pete Woods	104	Missouri
5a	WR	Jerrold McRae	112	Tennessee State
5b	DT	Dwight Carey	118	Texas - Arlington
5c	WR/KR	Robert Woods	134	Grambling
6		To Chicago in fourth-round trade.		
7a	DB	Ricky Odom	168	USC
7b	WR	Bill Kellar	184	Stanford
8	RB	John Henry White	195	Louisiana Tech
9	T	Larry Brown	224	Miami (Fla.)
10	DE/DT	Earl Bryant	251	Jackson State
11	S	Ray Milo	280	New Mexico State
12	C	Willie Brock	307	Colorado

Obtained Chicago's fourth-round pick (P. Woods) in exchange for the Chiefs fifth-round (131st overall) and sixth-round picks (139th overall). Obtained Philadelphia's fifth-round pick (Carey) in '77 DT Cliff Frazier trade. Obtained Baltimore's fifth-round pick (R. Woods) in '78 LB Willie Lanier trade. Obtained Washington's seventh-round pick (Kellar).

1981

1	TE	Willie Scott	14	South Carolina
2	RB	Joe Delaney	41	NW Louisiana
3a	TE	Marvin Harvey	70	So. Mississippi
3b	T	Roger Taylor	75	Oklahoma State
3c	DB	Lloyd Burruss	78	Maryland
4	WR	Ron Washington	97	Arizona State
5	T/C	Todd Thomas	124	North Dakota
6	NT	Dock Luckie	153	Florida
7	RB	Billy Jackson	180	Alabama
8	WR	David Dorn	206	Rutgers
9	DB	Tony Vereen	237	SE Louisiana
10	G	Les Studdard	262	Texas
11	DE	Frank Case	289	Penn State
12	QB	Bob Gagliano	319	Utah State

Obtained Denver's third-round pick (Taylor) in '81 RB Tony Reed trade. Obtained L.A. Rams third-round pick (Burruss) in '80 TE Walter White trade.

1977

1	CB	Gary Green	10	Baylor
2	RB	Tony Reed	37	Colorado
3	LB	Thomas Howard	67	Texas Tech
4a	RB	Mark Bailey	92	Cal St. Long Beach
4b	TE	Tony Samuels	94	Bethune-Cookman
4c	G	Darlus Helton	95	N. Carolina Central
4d	DB	Eric Harris	104	Memphis St.
5		To Pittsburgh in '76 RB Tommy Reamon trade.		

1980

1	G	Brad Budde	11	USC
2		To Houston in '79 QB Steve Fuller trade.		
3	RB	James Hadnot	66	Texas Tech
4	LB	Dave Klug	94	Concordia
5a	WR	Carlos Carson	114	Louisiana State



6a	DE	Rick Burleson	150	Texas
6b	RB	Andre Herrera	167	Southern Illinois
7	S	Chris Golub	177	Kansas
8a	LB	Ron Olsonoski	204	Saint Thomas
8b	WR	Waddell Smith	215	Kansas
9a	DE	Derrick Glanton	226	Bishop
9b	T	Dave Green	234	New Mexico
10	QB	Mark Vitali	261	Purdue
11	WR	Maurice Mitchell	288	Northern Michigan
12	LB	Raymond Burks	318	UCLA

Obtained Philadelphia's fourth-round pick (Bailey) and a '78 fifth-round pick in '77 DT Cliff Frazier trade. Obtained Houston's fourth-round pick (Helton) in '75 WR Elmo Wright trade. Obtained Washington's fourth-round pick (Harris) in '74 T Jim Tyrer trade. Obtained Chicago's sixth-round pick (Herrera) in '77 RB Tommy Reamon trade. Obtained Washington's eighth-round pick (Smith) in '76 DE John Matuszak trade. Obtained Buffalo's ninth-round pick (Glanton) in '75 DB Doug Jones trade.

1976

1	G	Rod Walters	14	Iowa
2	DT	Cliff Frazier	41	UCLA
3a	DT	Keith Simons	63	Minnesota
3b		To Green Bay in '75 RB MacArthur Lane trade.		
3c	S	Gary Barbaro	74	Nicholls State
3d	WR	Henry Marshall	79	Missouri
4		To Cincinnati in '75 LB Ken Avery trade.		
5a	DT	Willie Lee	137	Bethune-Cookman
5b	LB	Jimbo Elrod	144	Oklahoma
6a	CB	Steve Taylor	166	Kansas
6b	LB	Bob Gregolunas	167	Northern Illinois
6c	T	Calvin Harper	172	Illinois State
7	RB	Rod Wellington	196	Iowa
8	C	Orrin Olsen	222	BYU
9	CB	Tim Collier	249	East Texas State
10	DE	Whitney Paul	277	Colorado
11	TE	Bob Squires	304	Hastings
12	WR	Harold Porter	331	SW Louisiana
13	QB	Joe Bruner	361	NE Louisiana
14	T	Rick Thurman	388	Texas
15	LB	Dave Rozumek	415	New Hampshire
16	DB/P	Dennis Anderson	445	Arizona
17	RB	Pat McNeil	472	Baylor

Obtained San Francisco's third-round pick (Simons) and G Randy Beiser in '75 CB Nate Allen trade. Obtained Green Bay's third-round pick (Barbaro) in '74 QB Dean Carlson trade. Obtained Houston's third-round pick (Marshall) in '75 DE John Matuszak trade. Obtained Houston's fifth-round pick (Elrod), sixth-round pick (Taylor) and a '77 fourth-round pick in '75 WR Elmo Wright trade. Obtained Washington's sixth-round pick (Harper) in '74 T Jim Tyrer trade.

1975

1		To Houston in '74 DE John Matuszak trade.		
2	TE	Elmore Stephens	34	Kentucky
3	DT	Cornelius Walker	59	Rice
4		To Denver in '74 LB Tom Graham trade.		
5		To Los Angeles in '74 T Jim Nicholson trade.		
6a	RB	Morris LaGrand	137	Tampa
6b	DE	Dave Wasick	139	San Jose State
7		To Houston in '74 RB Bill Thomas trade.		
8a		To Pittsburgh in '74 WR Barry Pearson trade.		
8b	T	Wayne Hoffman	189	Oklahoma
9		To Cleveland in '74 DE Bob Briggs trade.		
10		To Denver in '74 T Tom Drougas trade.		
11	G	Dale Hegland	268	Minnesota
12	RB	James Rackley	293	Florida A&M
13	LB	John Snider	318	Stanford
14	G	Gene Moshler	346	Vanderbilt
15		To Pittsburgh in '74 DT Tom Keating trade.		
16	DE	Mark Petersen	396	Illinois
17	S	Mike Bulino	424	Pittsburgh

Obtained DE John Matuszak in exchange for DT Curley Culp and the Chiefs first-round pick (sixth overall). Obtained San Francisco's sixth-round pick (Wasick) in '74 WR Robert West trade. Obtained Washington's eighth-round (Hoffman), '76 sixth-round and '77 fourth-round picks in '74 T Jim Tyrer trade. Obtained

T Tom Drougas and LB Tom Graham in exchange for the Chiefs 10th-round pick (240th overall).

1974

1	RB	Woody Green	16	Arizona State
2	T	Charlie Getty	41	Penn State
3	QB	Dave Jaynes	66	Kansas
4	T	Matt Herkenhoff	94	Minnesota
5		To N.Y. Giants in '73 G/T Wayne Walton trade.		
6a	RB	Jay Washington	131	Clemson
6b		To Washington.		
7	DE	LeRoy Hegge	172S.	Dakota (Springfield)
8		To N.Y. Jets in '73 DE Gerry Philbin trade.		
9	RB	J.J. Jennings	222	Rutgers
10	G	Tom Condon	250	Boston College
11	RB	Bob Thornblad	275	Michigan
12	WR	Carl Brown	300	West Texas State
13	LB	Norm Romagnoli	328	Kentucky State
14	G	Frank Pomarico	353	Notre Dame
15	LB	Lem Burnham	378	U.S. International
16	G	Barry Beers	405	William & Mary
17	KR	Dave Langner	431	Auburn

Obtained New Orleans' sixth-round pick (Washington).

1973

1		To Chicago in '72 DT George Seals trade.		
2a	TE	Gary Butler	27	Rice
2b		To Los Angeles in '73 RB Willie Ellison trade.		
3a		To Baltimore in '73 WR Eldridge Dickey trade.		
3b	T/G	Paul Krause	72	Central Michigan
4a	DE	John Lohmeyer	89	Emporia State
4b		To Los Angeles in '73 QB Pete Beathard trade.		
5	DE	Fred Grambau	120	Michigan
6	DB	Doug Jones	145	San Fernando Valley St.
7	C	Donn Smith	173	Purdue
8	LB	Al Palewicz	197	Miami (Fla.)
9	G	Bill Story	223	Southern Illinois
10	CB	Willie Osley	251	Illinois
11		Choice nullified.		
12	DT	Tom Ramsey	301	Northern Arizona
13	CB	Paul Mettallo	329	Massachusetts
14	WR	Albert White	354	Fort Valley State
15		To Buffalo for previous considerations.		
16	LB	Wilbur Grooms	407	Tampa
17	DE/TE	Clayton Korver	431	SMU

Obtained Houston's second-round pick (Butler). Obtained RB Willie Ellison and CB Bob Stein in exchange for the Chiefs second-round pick. Obtained Cleveland's third-round pick (Krause) in '72 WR Frank Pitts trade. Obtained Minnesota's fourth-round pick (Lohmeyer) in '73 K Mike Eisheid trade.

1972

1	RB	Jeff Kinney	23	Nebraska
2		To New England for previous considerations.		
3		To Houston in '71 TE Willie Frazier trade.		
4a	WR	Andy Hamilton	97	Louisiana State
4b		To New Orleans in consideration of Charles Williams.		
5	DE/LB	Milton Davis	127	Texas - Arlington
6	DE	John Kahler	153	Long Beach State
7	QB	Dean Carlson	179	Iowa State
8	G	Scott Mahoney	205	Colorado
9	DT	Dave Taylor	231	Weber State
10	T	Richard Ruppert	257	Hawaii
11	T	Elbert Walker	283	Wisconsin
12	DT	Mike Williams	309	Oregon
13	DB	Tyler Hellams	335	South Carolina
14	LB	Dave Chaney	360	San Jose State
15	DB	Larry Marshall	387	Md-Eastern Shore
16	DE	Bob Johnson	413	Hanover
17	LB	Ted Washington	439	Miss. Valley St.

Obtained Cleveland's fourth-round pick (Hamilton) and a '73 third-round pick in '72 WR Frank Pitts trade.



1971

1	WR	Elmo Wright	16	Houston
2a	DT	Wilbur Young	39	William Penn
2b	DE	Scott Lewis	42	Grambling
3		To Cleveland in '70 DE Marvin Upshaw trade.		
4	TE	David Robinson	94	Jacksonville State
5	RB	Mike Adamle	120	Northwestern
6	CB	Kerry Reardon	146	Iowa
7		To New Orleans in '71 RB Jim Otis trade.		
8a	S	Mike Sensibaugh	191	Ohio State
8b	S	Rick Telander	198	Northwestern
9	T	Alvin Hawes	224	Minnesota
10	WR	Bruce Jankowski	250	Ohio State
11	CB	Nate Allen	276	Texas Southern
12	RB	Tony Esposito	302	Pittsburgh
13	QB	Chuck Hixson	328	SMU
14	DE	Bruce Bergy	354	UCLA
15	CB/S	Mike Montgomery	380	SW Texas State
16	G	Darrell Jansonius	406	Iowa State
17	DB	+Travis Hill	432	Prairie View A&M

Obtained San Diego's second-round pick (Young) in '70 RB Mike Garrett trade. Obtained Denver's eighth-round pick (Sensibaugh).

1970

1	T	Sid Smith	26	USC
2	LB	Clyde Werner	52	Washington
3a	DE	Billy Bob Barnett	61	Texas A&M
3b	CB	David Hadley	78	Alcorn A&M
4		To Cincinnati in '69 RB Warren McVea trade.		
5	C	Mike Oriard	130	Notre Dame
6	DT/DE	Robert Hews	156	Princeton
7	WR	Clyde Glosson	182	Texas - El Paso
8a	CB	Fred Barry	193	Boston University
8b		To Denver in '69 T Walt Barnes trade.		
9	T	Charley Evans	234	Texas Tech
10	G	Bob Stankovich	259	Arkansas
11	RB	Bill O'Neal	285	Grambling
12	G	Rodney Fedorchak	312	Pittsburgh
13	DE	Troy Patridge	338	Texas - Arlington
14	RB	Glen Dumont	364	Amer. International
15	DB	Bob Liggett	390	Nebraska
16	LB	Randy Ross	416	Kansas State
17	S	Rayford Jenkins	442	Alcorn A&M

Obtained San Francisco's third-round pick (Barnett) in '69 KR Noland Smith trade. Obtained Denver's eighth-round pick (Barry) in '69 T Walt Barnes trade.

1969

1	CB	Jim Marsalis	23	Tennessee State
2	RB	Ed Podolak	48	Iowa
3	TE	Morris Stroud	76	Clark (Ga.)
4a		To Denver in '68 DT Curley Culp trade.		
4b	C	Jack Rudnay	101	Northwestern
5	LB	Bob Stein	126	Minnesota
6	RB	John Pleasant	155	Alabama State
7	WR	Tom Nettles	179	San Diego State
8a	T	Clanton King	204	Purdue
8b	DB	Maurice LeBlanc	206	Louisiana State
9	G	Dan Klepper	231	Nebraska - Omaha
10	DT	John Sponheimer	257	Cornell
11	DE	Skip Wupper	282	C.W. Post
12	LB	John Lavin	309	Notre Dame
13	G	Rick Piland	335	Virginia Tech
14	CB	Al Bream	360	Iowa
15	T	Leland Winston	388	Rice
16	CB	Uriel Johnson	413	Prairie View
17	CB	Ralph Jenkins	438	Tuskegee

Obtained Boston's fourth-round pick (subsequently traded to Denver). Obtained Oakland's eighth-round pick (LeBlanc).

1968

1a	G	Maurice (Mo) Moorman	19	Texas A&M
1b	G	George Daney	22	Texas-El Paso
2	QB	Mike Livingston	48	SMU
3		To Denver in '68 RB Wendell Hayes trade.		

4a	TE	Mickey McCarty	90	TCU
4b		To Denver in '68 RB Wendell Hayes trade.		
5		To Buffalo in '68 G Remi Prudhomme trade.		
6		To Cincinnati in '68 NFL Expansion Draft.		
7	DB	Sam Grezaffi	184	Louisiana State
8	C	Lindon Endsley	213	North Texas State
9	LB	Wayne (Mac) McClure	239	Mississippi
10	WR	Jack Gehrke	265	Utah
11	DE	Tom Nosewicz	294	Tulane
12	DB	Bobby Johns	320	Alabama
13	WR	Jim Kavanagh	346	Boston College
14	RB	Robert Holmes	375	Southern
15	C	Bill Chambless	401	Miami (Fla.)
16	T	Pat Talburt	427	SW Missouri State
17	RB	Wesley Williams	456	Texas Southern

Obtained Houston's first-round pick (Daney), QB Jacky Lee and DT Ernie Ladd in exchange for QB Pete Beathard. Obtained RB Wendell Hayes and DB Goldie Sellers in exchange for the Chiefs third and fourth-round picks. Obtained Buffalo's fourth-round pick (McCarty).

1967

1	DT	Gene Trosch	24	Miami
2a	LB	Jim Lynch	47	Notre Dame
2b	LB	Willie Lanier	50	Morgan State
3	TE	Billy Masters	77	Louisiana State
4	G	Ron Zwernemann	104	East Texas State
5		To Buffalo for previous considerations.		
6	KR	Noland Smith	156	Tennessee State
7	C	Richard Erickson	183	Wisconsin - Stout
8	T	Thomas Altmeier	209	Luther
9	DT	Ed Pope	235	Jackson State
10		To Houston in '66 C Wayne Frazier trade.		
11	G	William Braswell	286	Auburn
12a	G	Richard Kolowski	303	Lake Forest
12b	WR	Kent Lashley	313	Oklahoma
13	RB	Linwood Simmons	339	Edward Waters
14	DT	John Bishop	365	Delta State
15	FB	Denny Capponi	391	Xavier
16	HB	Charlie Noggle	417	North Carolina St.
17	WR	David Lattin	443	Texas Western

Obtained Boston's second-round pick (Lynch). Obtained San Diego's 12th-round pick (Kolowski).

1966

1	DE	Aaron Brown		Minnesota
2	T	Francis Peay		Missouri
3	T	Walt Barnes		Nebraska
4	HB	<i>Elijah Gipson</i>		<i>Bethune - Cookman</i>
5	G	Doug Van Horn		Ohio State
6	C	John Osmond		Tulsa
7	K	Charles Gogolak		Princeton
8	DB	<i>Fletcher Smith</i>		<i>Tennessee State</i>
9	E/DB	Dick Smith		Northwestern
10	DB	<i>Fred Dawston</i>		<i>South Carolina St.</i>
11	DB	<i>Willie Ray Smith</i>		<i>Kansas</i>
12	DB	Bill Bonds		McMurry
13	E/K	<i>Wayne Walker</i>		<i>NW Louisiana</i>
14	FB	Charles Harraway		San Jose State
15	G	Bruce Van Dyke		Missouri
16	FB	Tom Barington		Ohio State
17	FB	Walt Garrison		Oklahoma State
18	DB	Hal Seymour		Florida
19	E	Bob Dunlevy		West Virginia
20	RB	Mike Garrett		USC

1966 REDSHIRTS

1	E/DB	George Youngblood		Cal St. Los Angeles
2	T	Robert Pickens		Nebraska
3	K	Jan Stenerud		Montana State
4	HB	Dan Berry		California
5	LB	Lynn Senkbell		Nebraska
6	DB	Dick Reding		NW Louisiana
7	T	Bill Ogle		Stanford
8	DB	<i>Mel Myricks</i>		<i>Washburn</i>
9	DT	Perry Parks		Cal St. Los Angeles



10	K	Elmer Collett	Cal St. SF
11	T	Denis Moore	USC

1965

1	RB	Gale Sayers	5	Kansas
2a	G	Jack Chapple	13	Stanford
2b	LB	Ron Caveness	16	Arkansas
3	FB	Mike Curtis	21	Duke
4a	WR	Ofis Taylor	29	Prairie View A&M
4b	WR	Frank Pitts	32	Southern
5	HB	Smith Reed	37	Alcorn State
6	DB	Mickey Sutton	45	Auburn
7a	WR	Gloster Richardson	49	Jackson St.
7b	DB/K	Lou Bobich	53	Michigan State
8	QB/K	Danny Thomas	61	SMU
9	C	Joe Cerne	69	Northwestern
10	DB	Bob Howard	77	Stanford
11	T	Al Piriano	85	Wisconsin
12	LB	Mike Cox	93	Iowa State
13	DB/E	Robert Bonds	101	San Jose State
14	DB	Fred Dotson	109	Wiley
15	G	Dave Powless	117	Illinois
16	T	Stan Irvine	125	Colorado
17	LB	Don Croftcheck	133	Indiana
18	TE	Jerry Smith	141	Arizona State
19	C	Mike Alford	149	Auburn
20	HB	Bill Symons	157	Colorado

Obtained Buffalo's second-round pick (Caveness). Obtained Buffalo's fourth-round pick (Pitts). Obtained Houston's seventh-round pick (Richardson).

1965 REDSHIRTS

1	DT	Alphonse Dotson	Grambling
2	DT	Frank Cornish	Grambling
3	HB	Henry Carr	Arizona State
4	T	Steve Cox	South Carolina
5	E	John Thomas	Southern California
6	G	John Wilbur	Stanford
7	HB	Bill Moore	Mississippi State
8	DB	Roosevelt Ellerbe	Iowa State
9	HB	Bruce McLenna	Hillsdale
10	E	Chuck Drulis	Duke
11	E	Bill Scott	NE Oklahoma
12	HB	Lonnie Price	SW Louisiana

1964

1	QB	Pete Beathard	2	USC
2	E	Billy Martin	10	Georgia Tech
3	T	Ken Kortas	18	Louisville
4	T	Ed Lothamer	26	Michigan State
5		To Buffalo.		
6a	DB	Duke Carlisle	42	Texas
6b	RB	Joe Don Looney	44	Oklahoma
7	E	John Simon	50	Notre Dame
8	WR	Hal Bedsole	58	USC
9	T	Tony DiMidio	66	West Chester State
10a	E	Clay Stephens	73	Notre Dame
10b		To San Diego.		
11	LB	Tommy Crutcher	82	Texas Christian
12a		To Buffalo.		
12b	E	Jake Adams	93	Virginia Tech
13a	C	Orville Hudson	98	East Texas St.
13b	HB	Jay Wilkinson	102	Duke
14	HB	*Paul Costa	106	Notre Dame
15	FB	*Jim Snowden	114	Notre Dame
16	QB	*Roger Staubach	122	Navy
17	T	Jack Peterson	130	Nebraska - Omaha
18	T	*Jerry Knoll	138	Washington
19	E	*Jerry Lamb	146	Arkansas
20a	E	*Sandy Sands	153	Texas
20b	HB	*Bob Hohn	154	Nebraska
21	T	*Bob Burrows	162	East Texas State
22	T	*Dick Evers	170	Colorado State
23	E	*Bud Abell	178	Missouri
24	T	*Robert Young	186	Austin

25	T	*Jerry McClurg	194	Colorado
26	HB	*Phil Zera	202	St. Joseph's (IN)

Obtained Buffalo's sixth-round pick (Carlisle). Obtained Denver's 10th-round pick (Stephens). Obtained Boston's 12th-round pick (Adams) in '63 T Gerry DeLuca trade. Obtained Houston's 13th-round pick (Hudson). Obtained Denver's 20th-round pick (Hohn).

1963

1a	DT	Buck Buchanan	1	Grambling
1b	G	Ed Budde	8	Michigan State
2	T	Walter Rock	16	Maryland
3	T	Don Brumm	24	Purdue
4	G	Daryl Sanders	32	Ohio State
5	E	John Campbell	40	Minnesota
6		To Buffalo.		
7	LB	Bobby Bell	56	Minnesota
8	HB	John Sklopan	64	Southern Miss.
9	E	Jan Barrett	72	Fresno State
10	T	Curt Farrier	80	Montana State
11a	RB	Lindy Infante	81	Florida
11b	P/FB	Jerrel Wilson	88	Southern Miss.
12		To New York.		
13	G	Dennis Ward	104	Oklahoma
14a	HB	Stone Johnson	105	Grambling
14b	HB	*Jim (Preacher) Pilot	112	New Mexico State
15	HB	*Joe Auer	120	Georgia Tech
16	E	*Mel Profit	128	UCLA
17	QB	Billy Moore	136	Arkansas
18	T	Bill Freeman	144	Southern Miss.
19		To Denver.		
20	T	*Lowell Vaught	160	SW Louisiana
21	T	*Ernie Boggetti	168	Pittsburgh
22	T	*John Maczuzak	176	Pittsburgh
23	HB	Bob Yaksick	184	Rutgers
24	T	Dave Hill	192	Auburn
25	LB	*John Hughes	200	SMU
26	C	*Tumley Todd	208	Virginia
27	E	*Billy Clay	216	Arkansas
28	E	*Gordon Scarborough	224	East Texas State
29	HB	*John Sisk	232	Miami (FL)

Obtained Oakland's first-round pick (Buchanan) in '62 QB Cotton Davidson trade. Obtained Oakland's 11th-round selection (Infante). Infante was subsequently traded to Buffalo in exchange for RB Ronnie Goodwin (11th-round pick - Buffalo). G Dennis Ward was subsequently traded to Houston. Obtained Oakland's 14th-round pick (Johnson).

1962

1	HB	Ronnie Bull	3	Baylor
2	E	Bill Miller	11	Miami (Fla.)
3	QB	Eddie Wilson	19	Arizona
4a	T	Charles Hinton	27	N. Carolina Central
4b	C	Irv Goode	28	Kentucky
5	T	Bobby Plummer	35	TCU
6	T	Al Hinton	43	Iowa
7		To San Diego.		
8	T	Larry Bowie	59	Purdue
9	T	Marshall Shirk	67	UCLA
10	HB	James Saxton	75	Texas
11a	QB	Bobby Hunt	81	Auburn
11b	T	Guy Reese	83	SMU
12	HB	Bobby Lee Thompson	91	Arizona
13		To Buffalo.		
14	G	*Bookie Bolin	107	Mississippi
15	E	*Dave Graham	115	Virginia
16	E	Pettis Norman	123	Johnson C. Smith
17	E/K	Tommy Brooker	131	Alabama
18	T	Joe Carollo	139	Notre Dame
19	HB	Lee Welch	147	Mississippi State
20	G	Mike Samcheski	155	Lehigh
21	T	*Kent Martin	163	Wake Forest
22	T	Jim Bernhardt	171	Linfield (Ore.)
23	T	Russ Foret	179	Georgia Tech
24	QB	Pat Trammell	187	Alabama
25	E	John Burrell	195	Rice
26	QB	*Walt Rappold	203	Duke



27	HB	*Scott Tyler	211	Miami (Ohio)
28	T	*Jim Thrush	219	Xavier
29	HB	*Ed Ryan	227	Michigan State
30	HB	*Don Goodman	235	Florida
31	T	*Eueristo Nino	243	East Texas State
32	HB	*Joel Arrington	251	Duke
33	HB	*Jack Wilson	259	Duke
34	C	*Rodger Shoals	267	Maryland

Obtained Buffalo's fourth-round pick (Hinton). Obtained E Bill Hull (fifth-round pick - Boston) in a post-draft trade. Obtained QB Bobby Ply (fifth-round pick - N.Y. Titans) in a post-draft trade. Obtained Oakland's 11th-round pick (Hunt).

1961

1	LB	E.J. Holub		Texas Tech
2	DT	Bob Lilly		TCU
3	T	Jim Tyrer		Ohio State
4	E	Claude Mooman		Duke
5	DT	Jerry Mays		SMU
6		To Los Angeles.		
7	TE	Fred Arbanas		Michigan State
8	T	John O'Day		Miami
9	T	Dick Mills		Pittsburgh
10	E	Jerry Daniels		Mississippi
11	HB	Marvin Tibbetts		Georgia Tech
12	HB	Paul Hynes		Louisiana Tech
13	HB	Glynn Gregory		SMU
14	RB	*Curtis McClinton		Kansas
15a	T	Ed Nutting		Georgia Tech
15b	G	Roy Lee Rambo		Texas Christian
16	E	Aaron Thomas		Oregon State
17	HB	Jarrell Williams		Arkansas
18	RB	Ron Hartline		Oklahoma
19	HB	Frank Jackson		SMU
20	E	*Bob Lane		Baylor
21	QB	*Dick Thornton		Northwestern
22	HB	Ed Sharockman		Pittsburgh
23	T	*Lou Zivkovich		New Mexico State
24	G	Pat Dye		Georgia
25	QB	Ray Ramsey		Adams State
26	HB	Danny House		Davidson
27	QB	Bob Schloredt		Washington
28	G	Bill Stine		Michigan
29	RB	*Lonnie Caddell		Rice
30	E	Cedric Price		Kansas State

Obtained Boston's 15th-round pick (Nutting).

1960

		(First Selections)	
E	Jack Atcheson		Western Illinois
T	George Boone		Kentucky
E	Chris Burford		Stanford
T	Earl Ray Butler		North Carolina
E	Gail Cogdill		Washington State
HB	James Crotty		Notre Dame
T	Gary Ferguson		SMU
C	Tom Glynn		Boston College
T	Gene Gossage		Northwestern
T	Jim Heineke		Wisconsin
T/G	William Jerry		South Carolina
T	John Kapele		Brigham Young
RB	Louis Kelley		New Mexico State
T/G	Gilmer Lewis		Oklahoma
T/G	John Malmberg		Knox College
C	Arvie Martin		Texas Christian
QB	Don Meredith		SMU
HB	Tom Moore		Vanderbilt
E	Ola Murchison		Pacific
C	Bob Nelson		Wisconsin
E	Jim Norton		Idaho
QB	Warren Rabb		Louisiana State
HB	Howard Ringwood		Brigham Young
HB	Johnny Robinson		Louisiana State
FB	John Saunders		South Carolina
FB	Glenn Shaw		Kentucky
HB	Gordon Speer		Rice
G	Jack Stone		Oregon
G	Marvin Terrell		Mississippi
G	Emery Turner		Purdue
E	Joe Vader		Kansas State
HB	Carroll Zaruba		Nebraska

		(Second Selections)	
T/G	Grady Alderman		Detroit
T/G	Herman Alexander		Findlay (Ohio)
HB	Taz Anderson		Georgia Tech
T/G	Jim Beaver		Florida
T/G	*Bill Beck		Gustavus Adolphus
T/G	*Doug Pat Brown		Fresno State
HB	Gary Campbell		Whittier (Calif.)
QB	Vernon Cole		North Texas State
T/G	Toby Deese		Georgia Tech
T/G	Carl Dumbaid		West Virginia
C	Charles Elizay		Southern Mississippi
HB	Tom Gates		San Bernardino (Calif.)
HB	Austin Gonsoulin		Baylor
HB	Clark Holden		Southern California
T/G	DeWitt Hoopes		Northwestern
T/G	Don Leebern		Georgia



CHIEFS ALL-TIME FIRST-ROUND PICKS

Year	Pos.	Player	Pick #	Year	Pos.	Player	Pick #
2024	WR	Xavier Worthy	28	1990	LB	Percy Snow	13
2023	DE	Felix Anudike-Uzomah	32	1989	LB	Derrick Thomas	4
2022	CB	Trent McDuffie	21	1988	DE	Neil Smith	2
	DE	George Karlaftis	30	1987	RB	Paul Palmer	19
2021		Traded to Baltimore.	31	1986	T	Brian Jozwiak	8
2020	RB	Clyde Edwards-Helaire	32	1985	RB	Ethan Horton	15
2019		Traded to Seattle.	29	1984	NT	Bill Maas	5
2018		Traded to Buffalo.	22		T	John Alt	21
2017	QB	Patrick Mahomes	10	1983	QB	Todd Blackledge	7
2016		Traded to San Francisco	28	1982	WR	Anthony Hancock	11
2015	CB	Marcus Peters	18	1981	TE	Willie Scott	14
2014	LB	Dee Ford	23	1980	G	Brad Budde	11
2013	T	Eric Fisher	1	1979	DE	Mike Bell	2
2012	DT	Dontari Poe	11		QB	Steve Fuller	23
2011	WR	Jonathan Baldwin	26	1978	DE	Art Still	2
2010	S	Eric Berry	5	1977	CB	Gary Green	10
2009	DE	Tyson Jackson	3	1976	G	Rod Walters	14
2008	DT	Glenn Dorsey	5	1975		Traded to Houston.	6
	T	Branden Albert	15	1974	RB	Woody Green	16
2007	WR	Dwayne Bowe	23	1973		Traded to Chicago.	17
2006	DE	Tamba Hali	20	1972	RB	Jeff Kinney	23
2005	LB	Derrick Johnson	15	1971	WR	Elmo Wright	16
2004		Traded to Detroit.	30	1970	T	Sid Smith	26
2003	RB	Larry Johnson	27	1969	CB	Jim Marsalis	23
2002	DT	Ryan Sims	6	1968	G	Mo Moorman	19
2001		Traded to St. Louis.	12		G	George Daney	22
2000	WR	Sylvester Morris	21	1967	DT	Gene Trosch	24
1999	T	John Tait	14	1966	DE	Aaron Brown	--
1998	T	Victor Riley	27	1965	RB	Gale Sayers*	--
1997	TE	Tony Gonzalez	13	1964	QB	Pete Beathard	2
1996	S	Jerome Woods	28	1963	DT	Buck Buchanan	1
1995	T	Trezelle Jenkins	31		G	Ed Budde	8
1994	RB	Greg Hill	25	1962	HB	Ronnie Bull*	3
1993		Traded to San Francisco.	18	1961	LB	E.J. Holub	--
1992	CB	Dale Carter	20	1960	QB	Don Meredith*	--
1991	RB	Harvey Williams	21				



ALL-TIME PRACTICE SQUAD

1989

Avery, Steve	RB	Northern Michigan
Chandler, Darren	WR	Georgia Southern
Chapman, Ted	DT	Maryland
Harris, Michael	C/G	Grambling
Harvey, Stacy	LB	Arizona State
Knapton, Jeff	DE	Wyoming
Jones, Bill	RB	S.W. Texas State
Mayes, Michael	CB	Louisiana State
McNair, Todd	RB	Temple
Molander, Scooter	QB	Colorado State
Oliver, Robert	WR	Western Michigan
Samuel, Peda	CB	Kansas
VanDruuten, Richard	T	Abilene Christian
Ware, Reggie	RB	Auburn
Whitaker, Danta	TE	Mississippi Valley St.

1990

Birden, J.J.	WR	Oregon
Davis, Willie	WR	Central Arkansas
Sims, Tom	DT	Pittsburgh
Simien, Tracy	LB	TCU

1991

Davis, Willie	WR	Central Arkansas
Hudson, Craig	TE	Wisconsin
Malone, Darrell	CB	Jacksonville State
Miller, Scott	DE	Rutgers
Morris, Robert	DE	Valdosta State
Olive, Bobby	WR	Ohio State
Parker, Anthony	CB	Arizona State
Perez, Mike	QB	San Jose State
Snyder, Brent	QB	Utah State
Weatherspoon, Stephon	LB	Texas Tech

1992

Dohring, Tom	T	Michigan
Earle, John	C/G	Western Illinois
Goetz, Ron	LB	Minnesota
Jackson, Byron	WR	San Jose State
Lewis, Tahaun	CB	Nebraska
Malone, Darrell	CB	Jacksonville State
Marrow, Vince	TE	Toledo
McDaniels, Pellom	DE	Oregon State
Smith, Michael	WR	Kansas State
Stephens, Santo	LB	Temple

1993

Bartrum, Mike	TE	Marshall
DeGraffenreid, Allen	WR	Ohio State
Gay, Matt	WR/S	Kansas
Hughes, Danan	WR	Iowa
Jones, Jeff	WR	California
Knapp, Lindsay	T	Notre Dame
Lewis, Lance	RB	Nebraska
McWright, Robert	CB	Texas Christian
Montgomery, Fred	WR	New Mexico State
Ridgley, Troy	DT	Notre Dame
Shufelt, Pete	LB	Texas-El Paso
Turner, Darius	RB	Washington
Watson, Tim	S	Howard

1994

Anderson, Dunstan	DE	Tulsa
Carter, Perry	CB	Southern Mississippi
Daigle, Anthony	RB	Fresno State
DeGraffenreid, Allen	WR	Ohio State
Gay, Matt	WR/S	Kansas
Martin, Emerson	G	Hampton
Reece, John	CB	Nebraska

Woolfork, Ronnie	LB	Colorado
Wright-Fair, Shaumbe	RB	Washington State

1995

Abrams, Anthony	DT	Clark (Ga.)
Barndt, Tom	C/G	Pittsburgh
Carter, Perry	CB	Southern Mississippi
Davis, Don	LB	Kansas
Florine, Ron	T	Central Missouri State
Lewis, Scotty	DE	Baylor
Parks, Odell	LB	Navarro J.C.
Tagoai, Mu	G	Arizona
Tate, Willy	TE	Oregon
Williams, Robert	TE	Valdosta State

1996

Barnard, David	DT	Florida
Brew, Dorian	CB	Kansas
Coleman, Herb	DE/DT	Trinity International
Davis, Terence	WR	McNeese State
Dritlein, Michael	WR	Washburn
Hicks, Kerry	DE/DT	Colorado
Khayat, Bill	TE	Duke
Morris, Luther	TE	Northwestern
Robinson, Adrian	CB	Baylor
Senters, Michael	CB/WR	Northwestern
Smith, Eric	WR	LSU
Stamps, Harry	T/G	Oklahoma
Watkins, Michael	WR	N.E. Louisiana

1997

Byrd, Isaac	WR	Kansas
Capers, Byron	CB	Florida State
Cotton, Kotto	WR	Arkansas
Haynes, Jesse	RB	N.W. Missouri State
Rodgers, Anthony	WR	Cal-State Northridge
Smith, Mark	LB	Arkansas
Swanson, Pete	T	Stanford
Washington, Vann	S	West Virginia

1998

Ashman, Duane	DE	Virginia
Fontenot, Chris	TE	McNeese State
Haynes, Jesse	RB	N.W. Missouri State
Jones, Reggie	WR	LSU
Kaiser, Jason	CB	Culver-Stockton
Kubik, Brad	G	S.W. Missouri State
Pollack, Fred	G	Nebraska
Rosenstiel, Bob	TE	Eastern Illinois
Willard, Jerrott	LB	California
Williams, K.D.	LB	Henderson State

1999

Bailey, Troy	DE	Oregon
Garrett, Grant	C	Arkansas
Jackson, Ray	CB	Washington State
Kaiser, Jason	S	Culver-Stockton
King, Eric	G	Richmond
Kirby, Charles	FB	Virginia
McWashington, Shawn	WR	Washington State
Shay, Brian	RB	Emporia State
White, Ted	QB	Howard
Williams, Lemanzer	DE	Minnesota

2000

Blick, John	T	Penn State
Bruce, Arland	WR	Minnesota
Gall, Chris	FB	Indiana
Gholston, Kendrick	DE	Louisville
Hall, Ricky	WR	Virginia Tech



Jones, Willie	T	Grambling
Kitchings, Desmond	WR	Furman
McCleary, Norris	DT	East Carolina
McCullough, Andy	WR	Tennessee
McMullen, Kirk	TE	Pittsburgh
Rawlings, Josh	T	Minnesota
Scarlett, Noel	DT	Langston
Tisdale, Casey	LB	New Mexico

Hannon, Chris	WR
Hanoian, Greg	FB
Ingram, Johnathan	CB
Johnson, Adam	TE
Kershaw, William	LB
Lougheed, Pete	T
Mitchell, Clint	DE
Morgan, Donovan	WR
Murphy, Montez	DE
Norton, Zach	CB
Phinisee, Justin	CB
Printers, Casey	QB
Williams, Stephen	DT
Willis, Keith	TE

Tennessee
Syracuse
San Diego State
Buffalo
Maryland
Purdue
Florida
Louisiana - Lafayette
Baylor
Cincinnati
Oregon
Florida A&M
NW Missouri State
Virginia Tech

2001

Allotey, Victor	G	Indiana
Baber, Billy	TE	Virginia
Cason, Aveion	RB	Illinois State
Harts, Shaunard	S	Boise State
Hawkins, Ahmad	CB	Virginia
Klemic, Dave	WR	Northeastern
Layne, George	FB	Texas Christian
Moses, J.J.	WR	Iowa State

2007

Adkisson, Jason	TE	South Carolina
Akah, Emmanuel	G	Winston-Salem State
Alcorn, Zac	TE	Black Hills (SD)
Allan, Michael	TE	Whitworth (WA)
Battle, Jackie	RB	Houston
Buchanan, William	WR	Southern California
Capizzi, Jason	T	Indiana (PA)
Greene, David	QB	Georgia
Harriott, Claude	DE	Pittsburgh
Harris, Erick	S	Liberty
Harris, Gilbert	RB	Arizona
Jackson, T.J.	DT	Auburn
Little, Brent	WR	Southern Illinois
Lobdell, Joe	T	Northern Iowa
McMahan, Kevin	WR	Maine
Minter, DeMario	CB	Georgia
Otis, Jeff	QB	Columbia
Pimentel, Mickey	LB	California
Pruneda, Ramiro	T	Monterrey Tech
Sippio, Bobby	WR	Western Kentucky
Smith, Khreem	DE	Oklahoma State
Smith, Rob	G	Tennessee
Stallings, Tre	G	Mississippi
Timmons, Tyrone	WR	Mississippi Valley St.
Trannon, Matt	WR	Michigan State

2002

Bingham, T.J.	DE	Ouachita Baptist
Blakley, Dwayne	TE	Missouri
Capel, John	WR	Florida
Finley, Clint	S	Nebraska
Julien, Jamar	RB	San Jose State
Landry, Michael	DE	Southern
Newsom, Tony	LB	Utah State
Rogers, Kirk	WR	Hardin-Simmons
Truluck, R-Kal	DE	SUNY Cortland
White, Mitch	T	Oregon State

2003

Alford, Darnell	T	Boston College
Finley, Clint	S	Nebraska
Ford, Willie	CB	Syracuse
Hall, Joe	FB	Kansas State
Horn, Chris	WR	Rocky Mountain
Landry, Michael	DE	Southern
Pile, Willie	S	Virginia Tech
Reese, Allen	DT	Kansas State
Ward, LaShaun	WR	California

2008

Bain, Travarous	CB	Hampton
Battle, Jackie	RB	Houston
Burton, Antwon	DT	Temple
Cuff, Omar	RB	Delaware
Dacus, Weston	LB	Arkansas
Davis, A.J.	CB	North Carolina State
Davis, Dowayne	S	Syracuse
De La Puente, Brian	G	California
Durde, Aden	LB	None
Grant, Michael	CB	Arkansas
Hagans, Marques	WR	Virginia
Harrison, Edwin	G	Colorado
Hughes, Nate	WR	Alcorn State
Jackson, T.J.	DT	Auburn
Lokey, Derek	DT	Texas
Martin, Ingle	QB	Furman
Mayle, Scott	WR	Ohio
McGhee, Jermaine	DE	Prairie View A&M
McMahan, Kevin	WR	Maine
Oakley, Anthony	G	Western Kentucky
Parker, Jason	DE	Arizona
Price, Maurice	WR	Charleston Southern
Rucker, Micah	WR	Eastern Illinois
Savage, Dantrell	RB	Oklahoma State
Shotwell, Kyle	LB	Cal-Poly
Washington, Tavares	G	Florida

2004

Booth, John	WR	Mid-America Nazarene
Cheek, Steve	P	Humboldt State
Connot, Scott	S	South Dakota State
Cruz, Ronnie	RB	Northern State
Golliday, Aaron	TE	Nebraska
Horn, Chris	WR	Rocky Mountain
Ingram, Johnathan	C	San Diego State
Johnson, Aaron	C/G	Ball State
McIntyre, Jeris	WR	Auburn
Miller, Matt	G	Louisiana College
Scanlon, Rich	LB	Syracuse
Sharpe, Montique	DT	Wake Forest
Smith, McKenzie	RB	Washington State
Smith, Richard	WR	Arkansas
Stuber, Tim	G	Colorado State

2005

Connot, Scott	S	South Dakota State
Gado, Samkon	RB	Liberty
Golliday, Aaron	TE	Nebraska
Heyer, Peter	G	No College
Hodge, Alphonso	CB	Miami (Ohio)
Ingram, Johnathan	C	San Diego State
Long, Khari	DE	Baylor
McIntyre, Jeris	WR	Auburn
Smith, McKenzi	RB	Washington State
Thorpe, Craphonso	WR	Florida State
Ville, Zach	DE	Missouri

2009

Bates, Jackie	CB	Hampton
Crabtree, Tom	TE	Miami (OH)
Favorite, Marlon	DT	Louisiana State
Gales, Dion	DE/DT	Troy State
Greenwood, Bobby	DE/T	Alabama
Harris, Darryl	G	Mississippi

2006

Bragg, Michael	CB	Texas A&M - Kingsville
-----------------------	----	-----------------------------------



Lawrence, Quinten
Loke, Derek
Long, Lance
Moore, Kestahn
Patrick, Chris
Payne, Logan
Porter, Jermail
Price, Ricky
Richardson, Barry
Williams, Chandler
Williams, Javarris
Wright, Rodney

WR
DT
WR
RB
T
WR
T
S
T
WR
RB
WR

McNeese State
Texas
Mississippi State
Florida
Nebraska
Minnesota
Kent State
Oklahoma State
Clemson
Florida International
Tennessee State
Fresno State

McDougald, Bradley
Miller, Jordan
Opurum, Toben
Reynolds, Matt
Ross, Rashad
Watkins, Rokevious
Williams, Fred
Wilson, Ridge

S
DT
RB
T
WR
OL
WR
LB/DE

Kansas
Southern University
Kansas
BYU
Arizona State
South Carolina
St. Cloud State
West Alabama

2010

Bakhtiari, Eric
Cole, Justin
Gales, Dion
Greenwood, Bobby
Harris, Darryl
Horne, Jeremy
Johnson, Micah
Lawrence, Quinten
Palko, Tyler
Price, Ricky
Slate, Cody
Tucker, Verran
Walters, Pierre

LB
LB
DE
DE/T
G
WR
LB
WR
QB
S
TE
WR
LB

Univ. of San Diego
San Jose State
Troy State
Alabama
Mississippi
Massachusetts
Kentucky
McNeese State
Pittsburgh
Oklahoma State
Marshall
California
Eastern Illinois

Barden, Brandon
Binns, Armon
Campbell, Jordan
Davis, Ja'Gared
Dickson, JoJo
Drakeford, Darin
Fangupo, Hebron
Feigt, Curtis
Franklin, Jerry
Gottschalk, Ben
Henry, Ricky
Hughlett, Charley
Johnson, Nico
Jones, Justin
Lemon, Orie
Louks, Corbin
Olatoye, Deji
Pughsley, Jarrod
Schiltz, Adam
Schwenke, Kona
Sorensen, Daniel
Steeple, Robert
Surgent, Darryl
West, Charcandrick
Williams, Fred
Worthy, Jerel

TE
WR
FB
LB
LB
LB
DT
T
LB
C
G
LS
LB
TE
LB
WR
DB
G
TE
DE
S
CB
WR
RB
WR
DT

Vanderbilt
Cincinnati
Southern California
Southern Methodist
Idaho
Maryland
Brigham Young
West Virginia
Arkansas
Southern Methodist
Nebraska
Central Florida
Alabama
East Carolina
Oklahoma State
Nevada
North Carolina A&T
Akron
Emporia State
Notre Dame
Brigham Young
Memphis
Louisiana-Lafayette
Abilene Christian
St. Cloud State
Michigan State

2011

Bannon, Shane
Bruggeman, Rob
Campbell, Caleb
Cole, Justin
Draughn, Shaun
Harris, Darryl
Horne, Jeremy
Lawrence, Quinten
Lewis, Butch
Markshausen, Zeke
Mims, David
Nelson, Kyle
Newsome, Jamar
Patterson, Lucas
Toribio, Anthony

FB
OL
LB
LB
RB
G
WR
DB
OL
WR
OL
TE
WR
OL
DT

Yale
Iowa
Army
San Jose State
North Carolina
Mississippi
Massachusetts
McNeese State
Southern California
Northwestern
Virginia Union
New Mexico State
Central Florida
Texas A&M
Carson-Newman

Adams, Tyrell
Brown, Da'Ron
Cook, Kenny
DiManche, Jayson
Fangupo, Hebron
Fragel, Reid
Gibson, Laurence
Hammond Jr., Frankie
Harris, Jeremy
Irving, David
Keyes, Josh
Lemon, Orie
Liedtke, Michael
Munyer, Daniel
Pughsley, Jarrod
Reaves, Darrin
Staten, Jimmy
Travis, Ross
Ware, Spencer
Williams, Fred

LB
WR
WR
LB
DT
OL
T
WR
CB
DE
LB
LB
OL
OL
RB
DL
TE
RB
WR

West Georgia
Northern Illinois
Gardner-Webb
Southern Illinois
Brigham Young
Ohio State
Virginia Tech
Florida
New Mexico State
Iowa State
Boston College
Oklahoma State
Illinois State
Colorado
Akron
Alabama-Birmingham
Middle Tennessee State
Penn State
Louisiana State
St. Cloud State

2012

Bellamy, Josh
Cosby, DeMarco
DiMarco, Patrick
Gumbs, Jose
Hemingway, Junior
Long, Jerome
Mims, David
Newsome, Jamar
Patterson, Lucas
Sturdivant, Quan
Ranglin, Rich
Szymanski, Matt
Thorpe, Neiko
Waldron, Dustin

WR
TE
FB
S
WR
DL
DL
WR
OL
LB
OL
K
DB
OL

Louisville
Central Missouri
South Carolina
Monmouth
Michigan
San Diego State
Virginia Union
Central Florida
Texas A&M
North Carolina
Central Connecticut St.
SMU
Auburn
Portland State

Adams, Tyrell
Barnes, Deion
Barnes, T.J.
Brooks, Zac
Cheek, Joseph
Devey, Jordan
Hall, Jimmy
Hammond Jr., Frankie
Johnson, Cory
Jones, Seantavius
King, David
Mitchell, Terrance
Munyer, Daniel
Nunez-Roches, Rakeem
Okine, Earl
Patmon, Tyler
Pughsley, Jarrod

LB
LB
DL
RB
OL
G
S
WR
DT
WR
DL
CB
OL
DL
LB
CB
OL

West Georgia
Penn State
Georgia Tech
Clemson
Texas A&M
Memphis
Northwestern
Florida
Kentucky
Valdosta State
Oklahoma
Oregon
Colorado
Southern Miss.
Florida
Oklahoma State
Akron

2013

Boyd, Jheranie
Bronson, Malcolm
Burden, Chandler
Byrne, Jake
Draheim, Tommie
Drakeford, Darin
Hammond Jr., Frankie
Harris, Demetrius
Jackson, Jerrell
Johnson, Rishaw
Jones, Dominique
Kearney, Vernon
Kettani, Eric
Martin, Josh

WR
S
G
TE
OL
LB
WR
TE
WR
G
TE
CB
FB
LB/DE

North Carolina
McNeese State
Kentucky
Wisconsin
San Diego State
Maryland
Florida
UW-Milwaukee
Missouri
California (Pa.)
Shepherd
Lane
Navy
Columbia (N.Y.)

Randolph, Shak	DB	SMU
Reaves, Darrin	RB	UAB
Richardson, Bobby	DE	Indiana
Smith, Terrance	LB	FSU
Stave, Joel	QB	Clemson
Sterup, Zach	OL	Nebraska
Vereen, Brock	DB	Minnesota
Wilson, Julian	DB	Oklahoma
Wilson, Ramik	LB	Georgia

Thompson, Cody	WR	Toledo
----------------	----	--------

2017

Atkinson, George	RB	Notre Dame
Becton, Nick	T	Virginia Tech
Charles, Orson	TE	Georgia
Cheek, Joseph	T	Texas A&M
Dieter, Gehrig	WR	Alabama
Etta-Tawo, Amba	WR	Syracuse
Firkser, Anthony	TE	Harvard
Gordon, Dillon	T	LSU
Hatley, Rickey	DL	Missouri
Holmes, Tyrone	LB	Montana
Hunt, Akeem	RB	Purdue
Johnson, Kaleb	T	Rutgers
Kemp, Marcus	WR	Hawaii
Lucien, Devin	WR	Arizona State
Mama, Damien	OL	USC
McQuay, Leon	S	USC
Neal, Sterling	TE	Monmouth
Nixon, Taurean	DB	Tulane
Purcell, Mike	DL	Wyoming
Reaser, Keith	CB	Florida Atlantic
Redding, Devine	RB	Indiana
Redmond, Will	CB	Mississippi State
Ross, Daniel	DL	N.E. Mississippi CC
Rush, Marcus	LB	Michigan State
Williams, Isaiah	OL	Akron
Wylie, Andrew	T	Eastern Michigan

2018

Cooper, Chris	DB	Stony Brook
Crockett, Josh	WR	Central Oklahoma
Davison, Raymond	LB	California
Dieter, Gehrig	WR	Alabama
Hawkins, Josh	DB	East Carolina
Hunter, Ryan	T	Bowling Green
Ivie, Joey	DT	Florida
Liner, Dee	DT	Alabama
Litton, Chase	QB	Marshall
McCray, Robert	LB	Indiana
McQuay, Leon	S	USC
Murphy, Pace	T	Northwestern State
Murray, Jimmy	C	Holy Cross
Richardson, Horace	DB	SMU
Springs, Arion	DB	Oregon
Wade, D'Montre	DB	Murray State
Wells, David	TE	San Diego State
Yelder, Deon	TE	Western Kentucky

2019

Brown, Alex	CB	South Carolina State
Dieter, Gehrig	WR	Alabama
Fortson, Jody	WR	Valdosta State
Fox, Jack	P	Rice
Hoyett, Braxton	DT	Mississippi State
Hunter, Ryan	G	Bowling Green
Ivie, Joey	DT	Florida
Keizer, Nick	TE	Grand Valley State
Lammons, Chris	CB	South Carolina
Lawrence, Devaroe	DT	Auburn
Mack, Alize	TE	Notre Dame
Malveaux, Cameron	DE	Houston
Marshall, Marcus	RB	James Madison
McGuire, Elijah	RB	Louisiana-Lafayette
McTyer, Torry	CB	UNLV
Murray, Jimmy	C	Holy Cross
Shurmur, Kyle	QB	Vanderbilt
Smith, Emmanuel	LB	Vanderbilt

2020

Baker, DeAndre	CB	Georgia
Clark, Tyler	DT	Georgia
Clemons, Rodney	DB	SMU
Cobb, Omari	LB	Marshall
Dieter, Gehrig	WR	Alabama
Ffrench, Maurice	WR	Pittsburgh
Fortson, Jody	WR	Valdosta State
Harris, Demone	DE	Buffalo
Hill, Lavert	WR	Michigan
Hoyett, Braxton	DT	Mississippi State
Isidora, Danny	G	Miami
Lammons, Chris	CB	South Carolina
Lipscomb, Kalija	WR	Vanderbilt
McGuire, Elijah	RB	Louisiana-Lafayette
Moore, Matt	QB	Oregon State
Onameh, Patrick	G	Michigan
Smith, Emmanuel	LB	Vanderbilt
Ta'amu, Jordan	QB	Mississippi
Ward, Tim	DE	Old Dominion
Washington, DeAndré	RB	Texas Tech
Williams, Chad	WR	Grambling State
Williams, Darryl	OL	Mississippi State
Wisniewski, Stefan	G	Penn State
Witzmann, Bryan	G	South Dakota State

2021

Adams, Paul	T	Missouri
Anderson, Zayne	DB	BYU
Billings, Andrew	DT	Baylor
Boote, Dicaprio	DB	Nebraska
Broughton, Cortez	DT	Cincinnati
Brown, Shakur	DB	Michigan State
Buechele, Shane	QB	SMU
Bushman, Matt	TE	BYU
Calhoun, Shilique	LB	Michigan State
Charlton, Joseph	P	South Carolina
Clark, Tyler	DT	Georgia
Cobb, Omari	LB	Marshall
Dieter, Gehrig	WR	Alabama
Edwards, Austin	DE	Ferris State
Ffrench, Maurice	WR	Pittsburgh
Fountain, Daurice	WR	Northern Iowa
Fry, Elliott	K	South Carolina
Gordon, Josh	WR	Baylor
Gore, Derrick	RB	Louisiana-Monroe
Griffin-Stewart, Nakia	TE	Pittsburgh
Harris, Darius	LB	Middle Tennessee State
Harris, Demone	DE	Buffalo
Jackson, Joe	DE	Miami
Jackson, Josh	DB	Iowa
Johnson, Roderick	T	Florida State
Key, Devon	DB	Western Kentucky
McGuire, Elijah	RB	Louisiana-Lafayette
Powell, Cornell	WR	Clemson
Rozeboom, Christian	LB	South Dakota State
Schoen, Dalton	WR	Kansas State
Sullivan, Elijah	LB	Kansas State
Thompson, Darwin	RB	Utah State
Townsend, Johnny	P	Florida
Vital, Mark	TE	Baylor
Wanogho, Prince Tega	T	Auburn
Williams, Darryl	OL	Mississippi

2022

Amadi, Ugo	S	Oregon
Ammendola, Matt	K	Oklahoma State
Anderson, Zayne	DB	BYU
Blanton, Kendall	TE	Mizzou
Boote, Dicaprio	DB	Nebraska
Broughton, Cortez	DT	Cincinnati
Bushman, Matt	TE	BYU
Caliendo, Mike	G	Western Michigan
Christiansen, Cole	LB	Army
Cochrane, Jack	LB	South Dakota



Coleman, Corey	WR	Baylor
Conley, Chris	WR	Georgia
Ealy, Jerriion	WR/RB	Mississippi
Edwards, Bryan	WR	South Carolina
Fountain, Daurice	WR	Northern Iowa
Franks, Jordan	TE	UCF
Gallman, Wayne	RB	Clemson
Gordon, Melvin	RB	Wisconsin
Hilliard, Justin	LB	Ohio State
Hoskins, Phil	DT	Kentucky
Johnson, Nazeeh	S	Marshall
Kamara, Azur	DE	Kansas
Kemp, Marcus	WR	Hawaii
Lee, Elijah	LB	Kansas State
Newsome, Dazz	WR	North Carolina
Oladokun, Chris	QB	South Dakota State
Perine, La'Mical	RB	Florida
Powell, Cornell	WR	Clemson
Reiter, Austin	C	South Florida
Shelton, Danny	NT	Washington
Smith-Marsette, Ihmir	WR	Iowa
Stallworth, Taylor	DT	South Carolina
Whitley, Benton	DE	Holy Cross
Wiggins, James	S	Cincinnati
Williams, Brandon	DT	Missouri Southern State
Wise, Daniel	DE	Kansas
Wright, Matthew	K	UCF

2023

Arias, Daniel	WR	Colorado
Boye-Doe, Ekow	CB	Kansas State
Buggs, Isaiah	DT	Alabama
Bush, Deon	S	Miami
Bushman, Matt	TE	BYU
Christiansen, Cole	LB	Army
Coburn, Keondre	DT	Texas
Cota, Chase	WR	Oregon
Dean, Trey	S	Florida
Dickerson, Matt	DE	UCLA
Gathings, Izaiah	TE	Middle Tennessee State
Gillespie, Tyree	S	Missouri
Godrick, Chukwuebuka	T	International
Harris, Darius	LB	Middle Tennessee State
Ingram, Keaontay	RB	Southern California
Jones, Truman	DE	Harvard
Kinnard, Darian	T	Kentucky
Moore, Isaiah	LB	North Carolina State
Oladokun, Chris	QB	South Dakota State
Pennel, Mike	NT	Colorado State - Pueblo
Perine, La'Mical	RB	Florida
Powell, Cornell	WR	Clemson
Prince, Deneric	RB	Tulsa
Prince, Gerrit	TE	Alabama Birmingham
Reiter, Austin	C	South Florida
Rush, Darius	CB	South Carolina
Shelton, Danny	DT	Washington
Taylor, Keith	CB	Washington
Taylor, Reese	CB	Purdue
Washington, Montrell	RB	Samford
Williams, Chris	DT	Wagner

Bold denotes player was promoted/elevated to active roster during the season for at least one game.

Note: Starting in '89, the NFL allowed teams to establish a five-man practice squad the day following the league's final roster cutdown. Practice squads were expanded to eight players in 2004, 10 players in 2014 and 16 players in 2020.

ALL-TIME ASSISTANT COACHES

Coach	Position	Years	Coach	Position	Years
Abernethy, Rick	Strength and Conditioning	1979-82		Quarterbacks/Receivers	1980-82
Addazio, Louie	Defensive Quality Control	2024	Daniel, Dan	Inside Linebackers	1983
Adolph, Dave	Def. Coordinator/Linebackers	1992-94		Defensive Coordinator/Inside Linebackers	1984-85
	Asst. Head Coach/Linebackers	1999	Dean, Vernon	Assistant Defensive Backs	2003-05
Anderson, Richie	Wide Receivers	2010-11	DeLeone, Mark	Defensive Quality Control	2013-14
Arians, Bruce	Running Backs	1989-92		Assistant Linebackers	2015-17
Ball, Russ	Asst. Strength and Conditioning	1989-96		Inside Linebackers	2018
	Adm. Assistant to the Head Coach	1997-98	Dungy, Tony	Defensive Backs	1989-91
Beake, John	Offensive Backfield	1968-74	Eatman, Irv	Assistant Offensive Line	2001-05
Beckman, Ed	Special Teams	1987-88	Edwards, Herm	Defensive Backs	1992-95
Bettis, Tom	Defensive Backs	1966-76, '88	Ellett, Porter	Senior Assistant to the Head Coach	2017-19
	Defensive Coordinator/Defensive Backs	1977		Offensive Quality Control	2020-22
Bicknell, Bob	Assistant Offensive Line	2007		Asst. Running Backs	2023-24
	Offensive Line	2008	Embree, Jon	Tight Ends	2006-08
	Tight Ends	2009	Embree, Connor	Defensive Assistant	2019-20
Bicknell, Jack	Offensive Line	2012		Offensive Quality Control	2021-22
Bieniemy, Eric	Running Backs	2013-17		Wide Receivers	2023-24
	Offensive Coordinator	2018-22	Erkenbeck, Jim	Offense/Tight Ends	1989-91
Blackmon, Don	Linebackers	2006-07		Tight Ends/Offensive Assistant	1995-98
Bleymaier, Joe	Offensive Quality Control	2016-17	Fish, Jeff	Assistant Strength and Conditioning	1999-00
	Pass Game Anlst/Asst. Quarterbacks	2018-20	Flajole, Ken	Outside Linebackers	2021-23
	Wide Receivers	2021-22	Franklin, Chet	Offensive Coordinator	1975-76
	Pass Game Coordinator	2023-24	Frazier, Mike	Statistical Analysis Coordinator	2013-24
Bradden, Terry	Defensive Assistant	2017	Gailey, Chan	Offensive Coordinator	2008
	Defensive Quality Control	2018-20	Galbraith, Marty	Offensive Line	1985
	Asst. Defensive Line	2021-24	Ganz, Frank	Special Teams and Tight Ends	1981-82
	Defensive Assistant	2009		Assistant Head Coach/Special Teams	1986
Bradford, Ronnie	Defensive Line	2013-15	Ganz Jr., Frank	Special Teams	2001-05
Brasher, Tommy	Special Projects	2016-17	Ghilotti, Bob	Offensive Ends	1962-63
	Defensive Assistant	1984-86	Gibbs, Alex	Offensive Line	1993-94
Brazil, Dave	Defensive Backs	1987	Gibbs, David	Defensive Backs	2006-08
	Linebackers	1988	Gibbs, Gary	Linebackers	2009-17
Bresnahan, Tom	Offensive Line	1981-82	Girardi, David	Offensive Quality Control	2018-20
Brewster, Darrel "Pete"	Offensive Ends	1964-73		Pass Game Anlyst/Asst. Quarterbacks	2021-22
Bunting, John	Defensive Assistant	1993-94		Quarterbacks	2024
	Linebackers	1995-96	Giunta, Peter	Defensive Backs	2001-05
Carbin, Greg	Assistant Strength & Conditioning	2019-24	Graber, Doug	Defensive Backs/Defensive Quality Control	1983-84
Carson, Bud	Defensive Coordinator/Defensive Backs	1983		Defensive Backs	1985-86
Carthon, Maurice	Assistant Head Coach	2009-12	Hackett, Paul	Offensive Coordinator/Quarterbacks	1993-94
Cassetta, Nick	Assistant Strength & Conditioning	2023-24		Offensive Coordinator	1995-97
Catlin, Tom	Defensive Backs	1960-65	Hairston, Carl	Defensive Line	1995-96, 2001-05
Childress, Brad	Spread Game/Special Projects	2013-15	Harris, Al	Defensive Assistant/Secondary	2013-15
	Co-Offensive Coordinator	2016		Secondary/Cornerbacks	2016-18
	Asst. Head Coach	2017	Hatley, Mark	Defensive Quality Control/Linebackers	1987
Chung, Eugene	Assistant Offensive Line	2013-15	Heck, Andy	Offensive Line	2013-24
Christiansen, Jack	Offensive Assistant	1977	Helm, J. D.	Offensive Backs	1982
Cignetti, Jr., Frank	Offensive Assistant/Quality Control	1999		Offensive Assistant/Quality Control	1983-84
Clark, Mike	Strength and Conditioning	2010-12		Offensive Assistant	1985-86
Clements, Tom	Quarterbacks	2000	Hewgley, C.T.	Offensive Quality Control/Tight Ends	1987
Cooter, Jim Bob	Offensive Quality Control	2012	Hill, Andy	Tight Ends	1988
Corey, Walt	Linebackers	1971-74		Linemen/Strength and Conditioning	1983-88
	Defensive Line	1978-80, 83-85	Hoffman, Steve	Assistant Special Teams	2020-24
	Defensive Backs	1981-82		Special Teams	2009-11
	Defensive Coordinator/Linebackers	1986	Hostler, Jim	Offensive Assistant/Quality Control	2000
Costello, Vince	Defensive Coordinator	1975-76	House, Matt	Linebackers	2019-21
Cottrell, Ted	Linebackers	1981-82	Hughes, Ed	Defensive Backs	1960-62
Cowher, Bill	Defensive Coordinator/Linebackers	1989-91	Humenuik, Rod	Offensive Line/Running Game	1983-84
Crennel, Romeo	Defensive Coordinator	2010-11	Hurd, Jeff	Strength and Conditioning	1998-06
Crittenden, Travis	Assistant Strength & Conditioning	2013-20	James, Lionel	Running Backs	1998
Cullen, Joe	Defensive Line	2022-24	Joiner, Charlie	Wide Receivers	2001-07
Culley, David	Asst. Head Coach/Wide Receivers	2013-16	Judkins, Tyler	Assistant Strength & Conditioning	2021-22
Cunningham, Gunther	Defensive Coordinator	1995-96, '98	Kafka, Mike	Offensive Quality Control	2017
	Defensive Coordinator/Linebackers	1997, '08		Quarterbacks	2018-19
	Defensive Coordinator	2004-07		Quarterbacks/Pass Game Coordinator	2020-21
Curl, Dick	Asst. to the Head Coach/Offense	2006	Karmelowicz, Bob	Defensive Line	1997-05
	Asst. to the Head Coach/Quarterbacks	2007-08	Kazadi, Kaz	Strength and Conditioning Assistant	2006
D'Alesio, Donald	Defensive Assistant	2021	Ketchum, Mike	Offensive Assistant/Quality Control	2006
	Safeties	2022-24		Defensive Assistant	2007
	Offensive Coordinator	2012		Defensive Assistant/Assistant Linebackers	2008
Daboll, Brian	Run Game Coord./Defensive Line	2019-21	Krumrie, Tim	Defensive Line	2006-09
Daly, Brendan	Linebackers	2022-24	Lavan, Al	Running Backs	1999-00
	Assistant Offensive Line	2008-09	Lawrence, Don	Special Teams	1980
D'Alessandris, Joe	Receivers	1978-79		Running Backs	1981-82



Coach	Position	Years
Lewis, Greg	Defensive Line	1987-88
	Wide Receivers	2017-20
	Running Backs	2021-22
Long, Billy	Assistant Strength and Conditioning	2001-06
Lowe, Woodrow	Defensive Assistant/Assistant Special Teams	1995-97
	Linebackers	1998
Madison, Sam	Defensive Backs/Cornerbacks	2019-21
Mann, Richard	Wide Receivers	1999-00
Matsko, John	Offensive Line	2006-07
Matthaei, Corey	Offensive Quality Control	2013-14
	Assistant Quarterbacks	2015-17
	Assistant Offensive Line	2018-24
Matthews, Billie	Running Backs	1987-88
Mauck, Carl	Offensive Line	1986-88
McCarthy, Mike	Offensive Assistant/Quality Control	1993-94
	Quarterbacks	1995-98
McCulley, Pete	Quarterbacks	1983-86
McCullough, Deland	Running Backs	2018-20
McMahon, Tom	Special Teams	2012
Melvin, Tom	Tight Ends	2013-24
Merritt, Dave	Defensive Backs	2019-24
Mills, Chuck	Assistant Coach	1966
Modkins, Curtis	Running Backs	2008
Mudd, Howard	Offensive Line	1989-92
Muir, Bill	Offensive Line	2009-10
	Offensive Coordinator/Offensive Line	2011
Nagy, Matt	Quarterbacks	2013-15
	Co-Offensive Coordinator	2016-17
	Senior Assistant/Quarterbacks	2022
	Offensive Coordinator	2023-24
O'Boyle, Tommy	Assistant Coach	1966-74
O'Dea, Kevin	Assistant Special Teams	2013
O'Shea, Chad	Assistant Special Teams	2004-05
Olivo, Brock	Assistant Special Teams	2014-16
Ortmayer, Steve	Special Teams	1975-77
Pagac, Fred	Linebackers	2004-05
Pagna, Tom	Offensive Backfield	1978-79
Parker, Roberto	Assistant Strength and Conditioning	1997-98
Parmalee, Bernie	Tight Ends	2010-12
Patullo, Kevin	Offensive Quality Control	2007-08
Pederson, Doug	Offensive Coordinator	2013-15
Peete, Willie	Offensive Backs	1983-86
Pendergast, Clancy	Defensive Coordinator	2009
Pendry, Joe	Offensive Coordinator	1989-92
Perles, Pat	Defensive Quality Control	2009
	Assistant Offensive Line	2010-11
Pinkston, Todd	Running Backs	2023-24
Pleasant, Anthony	Defensive Line	2010-12
Pratt, Tom	Defensive Line	1963-77, '89-94
	Assistant Defensive Line	2000
	Wide Receivers	2008
	Special Teams	2006-08
Price, Eric	Offense/Tight Ends	1992
Priever, Mike	Running Backs	1993-97
Raye, Jimmy	Offensive Coordinator	1998-00
	Strength and Conditioning	1989-97
Redding, Dave	Defensive Quality Control	2013-14
Reid, Britt	Assistant Defensive Line	2015
	Defensive Line	2016-18
	Linebackers/Outside Linebackers	2019-20
Reid, Spencer	Assistant Strength & Conditioning	2023-24
Reynolds, Ryan	Asst. Strength & Conditioning/Sports Science	2016-22
	Strength & Conditioning/Sports Science	2023-24
	Football Research Analyst	2022-24
Richards, Marc	Defensive Backs	1978-80
Roach, Dick	Defensive Coordinator	2001-03
Robinson, Greg	Special Teams	1978-79
Ross, Bobby	Offensive Backs	1980-81
	Quarterbacks	1999
Rossley, Tom	Tight Ends	1999-04
Rowen, Keith	Strength and Conditioning	1968-72
Roy, Alvin	Strength and Conditioning	2013-22
Rubin, Barry	Defensive Coordinator/Linebackers	1978-81
Rust, Rod	Defensive Coordinator	1982, '88

Coach	Position	Years
Salazar, Brent	Assistant Strength & Conditioning	2007-15
Saunders, Al	Wide Receivers	1989-91
	Assistant Head Coach/Receivers	1992-98
	Assistant Head Coach/Offensive Coordinator	2001-05
Saunders, Bob	Offensive Assistant	2004-05
Saxon, James	Running Backs	2001-07
Saxton, Kevin	Offensive Assistant	2023-24
Schnelker, Bob	Offensive Assistant/Receivers	1975
	Receivers	1976
	Offensive Coordinator	1977
Schottenheimer, Brian	Offensive Assistant/Quality Control	1998
Schottenheimer, Kurt	Special Teams	1989-92
	Special Teams/Tight Ends	1993-94
	Defensive Backs	1995-98
	Defensive Coordinator	1999-00
	Offensive Coordinator	1988
Sefcik, George	Assistant Head Coach/Defensive Backs	2000
Shaw, Willie	Quarterbacks	2001-03, 2005-06
Shea, Terry	Offensive Line	1995-96
Shell, Art	Offensive Quality Control	2009-11
Sirianni, Nick	Wide Receivers	2012
	Strength and Conditioning	2007-09
Smith, Cedric	Defensive Quality Control	2010-12
Smith, Otis	Offensive Coordinator/Quarterbacks	1987
Smith, Homer	Assistant Defensive Line	2016-17
Smith, Mike	Outside Linebackers	2018
	Offensive Line	1997-05
Solari, Mike	Offensive Coordinator	2006-07
Spagnuolo, Steve	Defensive Coordinator	2019-24
Spencer, Joe	Offensive Line	1975-80
Stock, Mike	Special Teams	1995-00
Sutton, Bob	Defensive Coordinator	2013-18
Swinton, Darius	Special Teams Quality Control	2012
Thomas, Emmitt	Defensive Backs	2010-18
Toub, Dave	Special Teams Coordinator	2013-17
	Assistant Head Coach/ ST Coordinator	2018-24
	Defensive Quality Control	2018
Valai, Jay	Outside Linebackers/Special Teams	1983-85
Vechiarella, Jim	Offensive Assistant/Quality Control	2001-03
Verduzco, Jason	Quarterbacks	2004
	Tight Ends	2005
	Linebackers	2000-03
Vitt, Joe	Manager of Football Administration	2006-07
Wainwright, Nate	Manager of Football Admin./Player Development	2008
	Research and Development	1982
Waller, Ron	Defensive Assistant/Quality Control	1989-07
Wallis, Darwin	Offensive Line	1960-74
Walsh, Bill	Wide Receivers	2009
Ward, Detric	Offensive Coordinator	2010
Weis, Charlie	Director of Football Administration	2001-05
White, Mike		
Whittingham, Alex	Defensive Assistant	2018
	Defensive Quality Control	2019-24
Williams, Dan	Assistant to the Head Coach	2020-21
	Offensive Assistant	2022
	Offensive Quality Control/Asst. Quarterbacks	2023-24
Williamson, Richard	Receivers	1983-86
Wilson, Eddie	Receivers	1974
Wilson, Rod	Assistant Special Teams	2017-19
	Defensive Assistant	2022-23
	Outside Linebackers	2024
	Receivers	1987-88
Wood, Richard	Assistant Strength & Conditioning	2016-19
Woodhouse, Devin	Defensive Line	1986
Young, John Paul	Defensive Coordinator/Linebackers	1987
Zimmer, Adam	Defensive Assistant/Assistant Linebackers	2010-12
Zook, Ron	Defensive Backs	1999
Zorn, Jim	Quarterbacks	2011-12

ALL-TIME COORDINATORS

OFFENSIVE COORDINATORS

Chet Franklin	1975-76
Bob Schnelker	1977
Homer Smith	1987
George Sefcik	1988
Joe Pendry	1989-92
Paul Hackett	1993-97
Jimmy Raye	1998-00
Al Saunders	2001-05
Mike Solari	2006-07
Chan Gailey	2008
Charlie Weis	2010
Bill Muir	2011
Brian Daboll	2012
Doug Pederson	2013-15
Brad Childress	2016*
Matt Nagy	2016-17*, 2023-24
Eric Bieniemy	2018-22

*Co-Offensive Coordinators

DEFENSIVE COORDINATORS

Vince Costello	1975-76
Tom Bettis	1977
Rod Rust	1978-82, 1988
Bud Carson	1983
Dan Daniel	1984-85
Walt Corey	1986
John-Paul Young	1987
Bill Cowher	1989-91
Dave Adolph	1992-94
Gunther Cunningham	1995-98, 2004-08
Kurt Schottenheimer	1999-00
Greg Robinson	2001-03
Clancy Pendergast	2009
Romeo Crennel	2010-12
Bob Sutton	2013-18
Steve Spagnuolo	2019-24

SPECIAL TEAMS COORDINATORS

Steve Ortmyer	1975-77
Bobby Ross	1978-79
Don Lawrence	1980
Frank Gansz	1981-82, 1986
Jim Vecchiarella	1983-85
Ed Beckman	1987
George Sefcik	1988
Kurt Schottenheimer	1989-94
Mike Stock	1995-00
Frank Gansz, Jr.	2001-05
Mike Priefer	2006-08
Steve Hoffman	2009-11
Tom McMahon	2012
Dave Toub	2013-24

Notes: No assistant coaches were designated as coordinators during Hank Stram's tenure as head coach from 1960-74. The first assistants in Chiefs history to hold the title of coordinator or special teams coach came under head coach Paul Wiggin in 1975. Although subsequent staffs did not always specifically denote coordinators, every attempt has been made to indicate the offensive and defensive play-callers if it was an individual other than the head coach. Beginning with Frank Gansz's staff in 1987, three separate individuals have carried the titles of offensive and defensive coordinator, as well as special teams coach each subsequent season except for 2009 under Todd Haley. In 2016, Brad Childress and Matt Nagy were named Co-Offensive Coordinators.



Offensive Coordinator Matt Nagy



Defensive Coordinator Steve Spagnuolo



Assistant Head Coach/Special Teams Coordinator Dave Toub

PLAYOFF HISTORY

PLAYOFF CAPSULE

World Championships	4 (1969, 2019, 2022, 2023)
AFL Championships	3 (1962, 1966, 1969)
AFC Championships	4 (2019, 2020, 2022, 2023)
AFL West Championships	3 (1962, 1966, 1968)
AFC West Championships	14 (1971, 1993, 1995, 1997, 2003, 2010, 2016, 2017, 2018, 2019, 2020, 2021, 2022, 2023)
Total Playoff Games	45
All-Time Playoff Record	24-21
Years in Playoffs	26
Most Consecutive Playoff Appearances	9 (2015-23)

GAME-BY-GAME PLAYOFF RESULTS

DATE	OPPONENT	GAME	RESULT
12/23/62	Houston	1962 AFL Championship	W 20-17 (2OT)
1/1/67	Buffalo	1966 AFL Championship	W 31-7
1/15/67	Green Bay	Super Bowl I	L 10-35
12/22/68	Oakland	1968 AFL Divisional	L 6-41
12/20/69	N.Y. Jets	1969 AFL Divisional	W 13-6
1/4/70	Oakland	1969 AFL Championship	W 17-7
1/11/70	Minnesota	Super Bowl IV	W 23-7
12/25/71	Miami	1971 AFC Divisional	L 24-27 (2 OT)
12/28/86	N.Y. Jets	1986 AFC Wild Card	L 15-35
1/5/91	Miami	1990 AFC Wild Card	L 16-17
12/28/91	L.A. Raiders	1991 AFC Wild Card	W 10-6
1/5/92	Buffalo	1991 AFC Divisional	L 14-37
1/2/93	San Diego	1992 AFC Wild Card	L 0-17
1/8/94	Pittsburgh	1993 AFC Wild Card	W 27-24 (OT)
1/16/94	Houston	1993 AFC Divisional	W 28-20
1/23/94	Buffalo	1993 AFC Championship	L 13-30
12/31/94	Miami	1994 AFC Wild Card	L 17-27
1/7/96	Indianapolis	1995 AFC Divisional	L 7-10
1/4/98	Denver	1997 AFC Divisional	L 10-14
1/11/04	Indianapolis	2003 AFC Divisional	L 31-38
1/6/07	Indianapolis	2006 AFC Wild Card	L 8-23
1/9/11	Baltimore	2010 AFC Wild Card	L 7-30
1/4/14	Indianapolis	2013 AFC Wild Card	L 44-45
1/9/16	Houston	2015 AFC Wild Card	W 30-0
1/16/16	New England	2015 AFC Divisional	L 20-27
1/15/17	Pittsburgh	2016 AFC Divisional	L 16-18
1/6/18	Tennessee	2017 AFC Wild Card	L 21-22
1/12/19	Indianapolis	2018 AFC Divisional	W 31-13
1/20/19	New England	2018 AFC Championship	L 31-37 (OT)
1/12/20	Houston	2019 AFC Divisional	W 51-31
1/19/20	Tennessee	2019 AFC Championship	W 35-24
2/2/20	San Francisco	Super Bowl LIV	W 31-20
1/17/21	Cleveland	2020 AFC Divisional	W 22-17
1/24/21	Buffalo	2020 AFC Championship	W 38-24
2/7/21	Tampa Bay	Super Bowl LV	L 9-31
1/16/22	Pittsburgh	2021 AFC Wild Card	W 42-21
1/23/22	Buffalo	2021 AFC Divisional	W 42-36 (OT)
1/30/22	Cincinnati	2021 AFC Championship	L 24-27 (OT)
1/21/23	Jacksonville	2022 AFC Divisional	W 27-20
1/29/23	Cincinnati	2022 AFC Championship	W 23-20
2/12/23	Philadelphia	Super Bowl LVII	W 38-35
1/13/24	Miami	2023 AFC Wild Card	W 26-7
1/21/24	Buffalo	2023 AFC Divisional	W 27-24
1/28/24	Baltimore	2023 AFC Championship	W 17-10
2/11/24	San Francisco	Super Bowl LVIII	W 25-22 (OT)

PLAYOFF HISTORY

RECORD VS. ALL PLAYOFF OPPONENTS

TEAM	RECORD	LAST MEETING	RESULT
Baltimore Ravens	1-1	2023 AFC Championship	W 17-10
Buffalo Bills	4-2	2023 AFC Divisional	W 27-24
Cincinnati Bengals	1-1	2022 AFC Championship	W 23-20
Cleveland Browns	1-0	2020 AFC Divisional	W 22-17
Denver Broncos	0-1	1997 AFC Divisional	L 10-14
Green Bay Packers	0-1	Super Bowl I	L 10-35
Houston Oilers/Tennessee Titans	3-1	2019 AFC Championship	W 35-24
Houston Texans	2-0	2019 AFC Divisional	W 51-31
Indianapolis Colts	1-4	2018 AFC Divisional	W 31-13
Jacksonville Jaguars	1-0	2022 AFC Divisional	W 27-20
Miami Dolphins	1-3	2023 AFC Wild Card	W 26-7
Minnesota Vikings	1-0	Super Bowl IV	W 23-7
New England Patriots	0-2	2018 AFC Championship	L 31-37
N.Y. Jets	1-1	1986 AFC Wild Card	L 15-35
Oakland/L.A./Las Vegas Raiders	2-1	1991 AFC Wild Card	W 10-6
Philadelphia Eagles	1-0	Super Bowl LVII	W 38-35
Pittsburgh Steelers	2-1	2021 AFC Wild Card	W 42-21
San Diego/L.A. Chargers	0-1	1992 AFC Wild Card	L 0-17
San Francisco 49ers	2-0	Super Bowl LVIII	W 25-22 (OT)
Tampa Bay Buccaneers	0-1	Super Bowl LV	L 9-31

PLAYOFF GAME SUMMARIES



1962 AFL CHAMPIONSHIP GAME

Texans 20, Oilers 17 (2 OT)

December 23, 1962 • Jeppesen Stadium • 37,981



DALLAS..... 3 14 0 0 0 3 — 20
HOUSTON..... 0 0 7 10 0 0 — 17

A contest that moved the infant American Football League into the national consciousness proved to be the first of three AFL titles for Hank Stram's charges as the Dallas Texans claimed a 20-17 double-overtime victory over the Houston Oilers. The game still ranks as the second-longest pro contest ever played, coming in at a lengthy 77:54, but is best remembered for RB Abner Haynes' choice to "kick to the clock" at the beginning of the initial overtime session.

Following second-place finishes in each of the league's first two seasons, the Texans ran away with the AFL West title in '62. Dallas (11-3) was then matched in this title bout with Houston (11-3), which had won the first two AFL titles in '60 and '61 over the Chargers.

The Texans grabbed the game's first break when LB E.J. Holub picked off QB/K George Blanda at the goal line and returned the ball 43 yards, sparking a drive that resulted in a 16-yard FG by K Tommy Brooker. Blanda would miss a 47-yard kick on the Oilers next possession and Haynes scored on a 28-yard pass from QB Len Dawson. An interception by CB Dave Grayson would set up Haynes' second TD of the half, this time on a two-yard run to give the Texans a 17-0 halftime advantage.

But the momentum quickly shifted to the Oilers in the second half. George Blanda — then a "young" 35 years old — passed 15 yards to TE Willard Dewveall for a touchdown and kicked a 31-yard field goal before RB Charley Tolar burst over from the one to tie the game at 17-17 in the fourth quarter. Houston had a shot to win the game late in regulation, but LB Sherrill Headrick blocked a 42-yard Blanda field goal to leave the score deadlocked.

The two teams then went into the first sudden death overtime in AFL annals. The Texans won the toss and Chiefs Head Coach Hank Stram elected to kick off, maintaining his defense could hold the Oilers long enough for Dawson to get the ball in good field position. Herein came the famous "kick-to-the-clock" episode in which Texans captain Haynes inadvertently elected for his team to kick into the wind instead of having it as the consolation for not receiving the football.

Neither club mounted a serious challenge in the early stages of overtime, but as the fifth quarter was drawing to a close, DE Bill Hull intercepted a Blanda pass and returned it to midfield. Dawson passed to RB Jack Spikes for 10 yards. Spikes — the game's Most Valuable Player — then ran for 19 yards and the Texans were in field goal range.

At the 2:54 mark of the sixth quarter, Brooker kicked a 25-yard field goal to give the Texans a 20-17 victory and the American Football League championship. The game lasted 77 minutes and 54 seconds and would be the longest in pro football history until the Chiefs and Dolphins played over 82 minutes nearly a decade later in '71.

- TEXANS — Brooker, 16-yard FG.
- TEXANS — Haynes, 28-yard pass from Dawson (Brooker kick).
- TEXANS — Haynes, 2-yard run (Brooker kick).
- OILERS — Dewveall, 15-yard pass from Blanda (Blanda kick).
- OILERS — Blanda, 31-yard FG.
- OILERS — Tolar, 1-yard run (Blanda kick).
- TEXANS — Brooker, 25-yard FG.

TEAM STATISTICS	OILERS	TEXANS
First Downs	21	19
Total Net Yards	359	237
Rushes/Net Yards	30/98	54/199
Net Passing	261	38
Pass Attempts/Completions	46/23	14/9
Had Intercepted	5	0
Sacked/Yards Lost	0/0	6/50
Punts/Average	3/39.3	8/31.2
Penalties/Yards	6/50	6/42
Fumbles/Lost	0/0	2/1

RUSHING

- TEXANS — Spikes 11-77; McClinton 24-70; Haynes 14-26, TD; Dawson 5-26.
- OILERS — Tolar 15-58, TD; Cannon 11-37; Smith 2-3.

RECEIVING

- TEXANS — Haynes 3-45, TD; Spikes 2-24; Arbanas 2-21; McClinton 1-4; Bishop 1-(-6).
- OILERS — Dewveall 6-59, TD; Cannon 6-54; McLeod 5-70; Hennigan 3-37; Tolar 1-8; Smith 1-6; Jamison 1-(-9).

PASSING


- TEXANS — Dawson 9-14-88, 1 TD, 0 INTs.
- OILERS — Blanda 23-46-261, 1 TD, 5 INTs.

INTERCEPTIONS

- TEXANS — Robinson 2-50; Holub 1-43; Grayson 1-20; Hull 1-23.
- OILERS — None.

FIELD GOALS

- TEXANS — Brooker (16) 33WL (25).
- OILERS — Blanda 47WL (31).



RB Abner Haynes opts to "kick to the clock" in a double-OT thriller at Houston.

1962 AFL CHAMPIONS



Front Row: Bobby Yarborough - Equipment Manager, James Saxton, Eddie Wilson, Bobby Ply, Len Dawson, Bobby Hunt, Frank Jackson, Abner Haynes, Wayne Rudy - Trainer.


Second Row: Head Coach Hank Stram, Jack Spikes, Curtis McClinton, Smokey Stover, Johnny Robinson, Dave Grayson, Duane Wood, E.J. Holub, Walt Corey.

Third Row: Al Reynolds, Marvin Terrell, Curt Merz, Jon Gilliam, Sonny Bishop, Carl Larpenter, Sherrill Headrick, Ed Hughes - Assistant Coach.

Fourth Row: Lamar Hunt - Founder, Tom Catlin - Assistant Coach, Bob Ghilotti - Assistant Coach, Paul Rochester, Jerry Cornelison, Jerry Mays, Jim Tyrer, Charlie Diamond, Don Klosterman - Talent Scout, Bill Walsh - Assistant Coach.

Fifth Row: Jack Steadman - General Manager, Tommy Brooker, Bill Miller, Fred Arbanas, Bill Hull, Dick Davis, Mel Branch, Chris Burford.

1966 AFL CHAMPIONS



Front Row: Pete Beathard, Bobby Ply, Wendell Tucker, Len Dawson, Fletcher Smith, Emmitt Thomas, Bobby Hunt, Mike Garrett, Willie Mitchell, Bert Coan.

Second Row: Bobby Yarborough - Equipment Manager, Dr. Albert Miller, Fred Williamson, Frank Pitts, Jerry Lamb, Gloster Richardson, Curtis McClinton, Head Coach Hank Stram, Smokey Stover, Solomon Brannon, David Bonds, Johnny Robinson, Jerrel Wilson, Chuck Mills - Assistant Coach.

Third Row: Gene Thomas, Sandy Stephens, Elijah Gipson, Kit Colvin, Bud Abell, E.J. Holub, Walt Corey, Andrew Rice, Al Reynolds, Dennis Biodrowski, Ron Calegari, Wayne Rudy - Trainer.

Fourth Row: Bob Watcher - Ticket/Stadium Manager, Bill Walsh - Assistant Coach, Curt Merz, Jon Gilliam, Wayne Frazier, Wayne Walker, Sherrill Headrick, Curt Farrier, Ed Budde, Tony DiMidio, Dave Hill, Jerry Mays, Tom Bettis - Assistant Coach, Tom Pratt - Assistant Coach.

Fifth Row: Jack Steadman - General Manager, Hatch Roshdahl, Jim Tyrer, Bobby Bell, Reg Carolan, Tommy Brooker, Ed Lothamer, Fred Arbanas, Chuck Hurston, Buck Buchanan, Aaron Brown, Chris Burford, Otis Taylor, Darrel "Pete" Brewster - Assistant Coach.



1966 AFL CHAMPIONSHIP GAME

Chiefs 31, Bills 7



January 1, 1967 • War Memorial Stadium • 42,080

KANSAS CITY 7 10 0 14 — 31
BUFFALO 7 0 0 0 — 7

With a berth in Super Bowl I as the prize, the Chiefs visited ancient War Memorial Stadium for a New Year's Day clash with the defending AFL champion Buffalo Bills. Kansas City's defense had stifled opponents all season long and didn't disappoint in this contest, forcing four turnovers, while limiting Buffalo to just nine first downs and 40 rushing yards as the Chiefs rolled to a 31-7 victory and their second AFL title.

The game, played in frigid, sub-freezing temperatures, produced its first break on the opening kickoff when P Jerrel Wilson recovered a fumble by DE Dudley Meredith on the Buffalo 31-yard line. Three plays later, QB Len Dawson found TE Fred Arbanas for a 29-yard touchdown, giving Kansas City an early 7-0 lead.

After the two teams exchanged punts, Buffalo tied the game in the opening period when All-Star QB Jack Kemp hit WR Elbert Dubenion on a 69-yard pass play evening the score at 7-7. Few thought it would be the Bills last score of the day, but Kansas City would eventually outscore Buffalo 24-0 in the final three quarters.

While the Chiefs defense clamped down on the Bills, Dawson led the Kansas City offense to 10 second-quarter points. A 28-yard punt return by RB Mike Garrett set the Chiefs up at the Buffalo 45-yard line and six plays later the Kansas City signal-caller found WR Otis Taylor for a 29-yard touchdown pass.

The game's decisive play then came just before halftime. Kemp had marched the Bills to the Chiefs eight-yard line, but was picked off at the goal line by S Johnny Robinson, who raced 72 yards with the interception before being brought down at the Buffalo 28-yard line. K Mike Mercer then hit a 32-yard FG with 0:03 left in the half to give the Chiefs a 17-7 lead heading into the locker room.

The third quarter proved to be a defensive tussle as the two teams each exchanged a pair of punts. Kansas City would get to the Buffalo 42-yard line late in the period, but a 49-yard kick by Mercer fell short, leaving the score at 17-7 with 15 minutes remaining.

Kansas City then broke the game wide open as Garrett applied the coup de grace for the Chiefs, scoring on runs of one and 18 yards to make the count 31-7. A 47-yard Dawson pass to E Chris Burford set up Garrett's first TD which came on fourth-and-goal. Buffalo fumbled on its next offensive snap and S Bobby Hunt fell on the loose ball at the Bills 21. Three plays later, Garrett started left and then reversed his field to get into the end zone for a second time.

Kemp couldn't move the Bills on their next possession and was picked off by CB Emmitt Thomas on Buffalo's final drive of the day as Kansas City won its second AFL title in four years and awaited the Green Bay Packers in Super Bowl I.

- CHIEFS** — Arbanas, 29-yard pass from Dawson (Mercer kick).
- BILLS** — Dubenion, 69-yard pass from Kemp (Lusteg kick).
- CHIEFS** — Taylor, 29-yard pass from Dawson (Mercer kick).
- CHIEFS** — Mercer, 32-yard FG.
- CHIEFS** — Garrett, 1-yard run (Mercer kick).
- CHIEFS** — Garrett, 18-yard run (Mercer kick).

TEAM STATISTICS	BILLS	CHIEFS
First Downs	9	14
Total Net Yards	255	277
Rushes/Net Yards	13/40	33/113
Net Passing	215	164
Pass Attempts/Completions	27/12	24/16
Had Intercepted	2	0
Times Sacked/Yards Lost	4/38	9/63
Punts/Average	8/39.3	6/42.3
Penalties/Yards	3/23	4/40
Fumbles/Lost	3/2	1/0

RUSHING

- CHIEFS** — Garrett 13-39, 2 TDs; McClinton 11-38; Dawson, 5-28; Coan 2-6; G. Thomas 2-2.
- BILLS** — Carlton 9-31; Burnett 3-6; Kemp 1-3.

RECEIVING

- CHIEFS** — Taylor 5-78, TD; Burford 4-76; Garrett 4-16; Arbanas 2-44, TD; McClinton 1-13.
- BILLS** — Burnett 6-127; Dubenion 2-79, TD; Bass 2-26; Crockett 1-16; Carlton 1-5.

PASSING

- CHIEFS** — Dawson 16-24-227, 2 TDs, 0 INTs.
- BILLS** — Kemp 12-27-253, 1 TD, 2 INTs.

INTERCEPTIONS

- CHIEFS** — Robinson 1-72; E. Thomas 1-26.
- BILLS** — None.

FIELD GOALS

- CHIEFS** — Mercer (32) 49S.
- BILLS** — None.



RB Mike Garrett's two TDs helped propel Kansas City to an AFL title and a berth in Super Bowl I.





SUPER BOWL I
Packers 35, Chiefs 10



January 15, 1967 • Los Angeles Memorial Coliseum • 63,036

KANSAS CITY 0 10 0 0 — 10
GREEN BAY 7 7 14 7 — 35

Representing themselves and the American Football League in the first championship match with the National Football League, the Chiefs played well for one half before bowing to the supremacy of the Green Bay Packers. Vince Lombardi's Packers — one of the greatest pro football teams of all time — won Super Bowl I by a 35-10 score. The Packers held a slim 14-10 advantage at the half before the game turned on one play in the third quarter.

Green Bay opened the scoring on its second possession when the game's Most Valuable Player, QB Bart Starr, passed 37 yards to TE Max McGee, who made a remarkable one-handed catch for a touchdown. McGee, who had caught just four passes during the regular season, became an unlikely hero for the Packers after starter Boyd Dowler was injured on the game's opening series. McGee finished the game with seven catches for 138 yards and two TDs.

Behind QB Len Dawson, the Chiefs marched into Green Bay territory on their next drive, but K Mike Mercer misfired on a 40-yard FG to leave the score 7-0 after one quarter. However, Kansas City would tie the game on its next possession after a 31-yard completion to WR Otis Taylor set up a seven-yard scoring pass to RB Curtis McClinton.

Green Bay would go right back on top when RB Jim Taylor scored from 14 yards out on the Packers vaunted sweep. Kansas City's next drive featured a 27-yard completion to E Chris Burford and culminated with a 31-yard Mercer FG as the Chiefs narrowed Green Bay's lead to a 14-10 margin.

The Chiefs momentum carried over to the third quarter as Kansas City moved to a first down on its initial possession. But then the game's key play — one that doomed the underdog Chiefs — unfolded when S Willie Wood intercepted a Dawson pass intended for TE Fred Arbanas at midfield. Wood returned it all the way to the Chiefs five-yard line, where RB Elijah Pitts ran for the first of his two touchdowns as Green Bay would establish a 21-10 lead.

The Packers defense forced Kansas City to punt on its next two possessions, setting up another Starr-to-McGee touchdown pass. That duo would connect on completions of 11 and 16 yards on a 10-play, 56-yard drive before McGee hauled in a 13-yard score to up the Packer advantage to 28-10.

Kansas City dodged a scoring threat when CB Willie Mitchell picked off a Starr pass at the Chiefs 11-yard line in the fourth quarter, but it would be Green Bay's only miscue of the day. The Packers defense would stifle the AFL Champions for the remainder of the game as the Chiefs crossed midfield just once in the fourth quarter.

A 37-yard pass to McGee would set up the Packers final score, a one-yard Pitts TD run. That score put the finishing touch on a 35-10 victory as Green Bay claimed the first of two straight Super Bowl titles, while Kansas City would have to wait until Super Bowl IV for redemption on football's biggest stage.

- PACKERS** — McGee, 37-yard pass from Starr (Chandler kick).
- CHIEFS** — McClinton, 7-yard pass from Dawson (Mercer kick).
- PACKERS** — Taylor, 14-yard run (Chandler kick).
- CHIEFS** — Mercer, 31-yard FG.
- PACKERS** — Pitts, 5-yard run (Chandler kick).
- PACKERS** — McGee, 13-yard pass from Starr (Chandler kick).
- PACKERS** — Pitts, 1-yard run (Chandler kick).

TEAM STATISTICS	PACKERS	CHIEFS
First Downs	21	17
Total Net Yards	358	239
Rushes/Net Yards	33/130	19/72
Net Passing	228	167
Pass Attempts/Completions	24/16	32/17
Had Intercepted	1	1
Sacked/Yards Lost	3/22	6/61
Punts/Average	4/43.3	7/45.3
Penalties/Yards	4/40	4/26
Fumbles/Lost	1/0	1/0

RUSHING

- CHIEFS** — Dawson 3-24; Garrett 6-17; McClinton 6-16; Beathard 1-14; Coan 3-1.
- PACKERS** — Taylor 16-53, TD; Pitts 11-45, 2 TDs; Anderson 4-30; Grabowski 2-2.

RECEIVING

- CHIEFS** — Burford 4-67; Taylor 4-57; Garrett 3-28; McClinton 2-34, TD; Arbanas 2-30; Carolan 1-7; Coan 1-5.
- PACKERS** — McGee 7-138, 2 TDs; Dale 4-59; Fleming 2-22; Pitts 2-32.

PASSING

- CHIEFS** — Dawson 16-27-211, 1 TD, 1 INT; Beathard 1-5-17, 0 TDs, 0 INTs.
- PACKERS** — Starr 16-23-250, 2 TDs, 1 INT; Bratkowski 0-1-0, 0 TDs, 0 INTs.

INTERCEPTIONS

- CHIEFS** — Mitchell 1-0.
- PACKERS** — Wood 1-50.

FIELD GOALS

- CHIEFS** — Mercer 40WR (31).
- PACKERS** — None.



DT Buck Buchanan levels a hit on QB Bart Starr, who earned MVP honors in Super Bowl I.





1968 AFL DIVISIONAL PLAYOFF GAME

Raiders 41, Chiefs 6



December 22, 1968 • Oakland-Alameda County Coliseum • 54,444

KANSAS CITY 0 6 0 0 — 6
OAKLAND 21 7 0 13 — 41

Oakland jumped out to an early 21-0 lead and picked off QB Len Dawson four times, posting a convincing 41-6 victory in the initial postseason meeting between the Chiefs and Raiders. The two teams had both finished 12-2 and split a pair of regular season contests, setting up this playoff meeting for the right to advance to the AFL Championship Game.

The Chiefs defense had allowed a franchise-record 170 points during the regular season, but QB Daryle Lamonica and WR Fred Biletnikoff made play after play against Kansas City. Lamonica finished the day with 345 passing yards and five TD passes, the highest postseason totals ever amassed against Kansas City. Biletnikoff also had a record-setting day, registering 180 receiving yards and three scores, the best individual receiving day produced versus the Chiefs in the playoffs at the time.

The Lamonica-Biletnikoff connection clicked early and often, accounting for three plays and 60 yards on Oakland's opening possession, including a 24-yard TD pass to put the Raiders ahead 7-0.

With the Chiefs backed up at their own two-yard line, P Jerrel Wilson's punt would go off the side of his foot, giving the Raiders the ball at the Kansas City 25-yard line. Three plays later, a 23-yard scoring grab by WR Warren Wells made the score 14-0. The two teams would exchange punts before Lamonica lofted a 44-yard aerial to Biletnikoff to make the score 21-0 at the end of the first quarter.

Kansas City's offense showed some life to open the second quarter. Dawson hit WR Otis Taylor for a 55-yard gain to put the Chiefs in scoring position, but Kansas City could not crack the end zone on three tries from inside the five-yard line as the club would settle for a 10-yard K Jan Stenerud FG to make the count 21-3.

Two possessions later, the Chiefs got excellent field position at the Oakland 38-yard line. A 31-yard pass to WR Ron Pitts moved Kansas City to the seven-yard line, but again the offense couldn't cross the goal line, resulting in an eight-yard Stenerud FG. The Raiders responded with a 54-yard Lamonica-to-Biletnikoff TD to close the first half, giving Oakland a commanding 28-6 lead.

The Chiefs defense forced a punt on Oakland's first drive of the second half and then held the Raiders out of the end zone on fourth-and-goal from the one on their next possession to keep the contest within reach. But Kansas City's offense couldn't put points on the board despite getting deep into Oakland territory twice as a missed 37-yard FG and an interception halted those drives.

The Raiders slammed the door shut in the fourth quarter as Wells caught his second TD of the day and K George Blanda tacked on a pair of FGs to up the Oakland lead to 41-6. Dawson was unable to rally the Chiefs as each of the club's final three possessions ended with interceptions and Oakland advanced to its second straight AFL Championship Game.

- RAIDERS** — Biletnikoff, 24-yard pass from Lamonica (Blanda kick).
- RAIDERS** — Wells, 23-yard pass from Lamonica (Blanda kick).
- RAIDERS** — Biletnikoff, 44-yard pass from Lamonica (Blanda kick).
- CHIEFS** — Stenerud, 10-yard FG.
- CHIEFS** — Stenerud, 8-yard FG.
- RAIDERS** — Biletnikoff, 54-yard pass from Lamonica (Blanda kick).
- RAIDERS** — Wells, 35-yard pass from Lamonica (Blanda kick).
- RAIDERS** — Blanda, 41-yard FG.
- RAIDERS** — Blanda, 40-yard FG.

TEAM STATISTICS	RAIDERS	CHIEFS
First Downs	22	13
Total Net Yards	454	312
Rushes/Net Yards	30/118	24/70
Net Passing	336	242
Pass Attempts/Completions	39/19	36/17
Had Intercepted	0	4
Sacked/Yards Lost	1/11	1/11
Punts/Average	5/45.4	6/50.3
Penalties/Yards	1/5	4/49
Fumbles/Lost	1/0	2/0

RUSHING

- CHIEFS** — Holmes 13-46; Hayes 3-10; Dawson 2-9; Garrett 6-5.
- RAIDERS** — C. Smith 13-74; Banaszak 3-19; Dixon 10-13; Hagberg 4-12.

RECEIVING

- CHIEFS** — Pitts 5-56; Taylor 4-117; Garrett 4-31; Richardson 3-57; Holmes 1-(-8).
- RAIDERS** — Biletnikoff 7-180, 3 TDs; Smith 5-52; Wells 4-93, 2 TDs; Cannon 2-15; Dixon 1-7.

PASSING

- CHIEFS** — Dawson 17-36-253, 0 TD, 4 INT.
- RAIDERS** — Lamonica 19-39-347, 5 TDs, 0 INT.

INTERCEPTIONS

- CHIEFS** — None.
- RAIDERS** — Conners 1-5; Brown 1-0; Wilson 1-14; Hopkins 1-7.

FIELD GOALS

- CHIEFS** — Stenerud (10) (8).
- RAIDERS** — Blanda (41) (40).



LB Willie Lanier (63), DT Buck Buchanan (86) and LB Jim Lynch (51) corral RB Roger Hagberg.





1969 AFL DIVISIONAL PLAYOFF GAME

Chiefs 13, Jets 6



December 20, 1969 • Shea Stadium • 62,977

KANSAS CITY 0 3 3 7 — 13
NEW YORK 3 0 0 3 — 6

Kansas City had throttled the Jets in the regular season, but getting a playoff victory against the reigning World Champions would prove much more difficult. The Chiefs defense would rise up for a monumental goal line stand, while the offense would get into the end zone when it mattered most as Kansas City claimed a 13-6 victory.

New York was led by QB Joe Namath, but throwing the ball accurately in the swirling winds of Shea Stadium would prove difficult for the charismatic MVP of Super Bowl III. The Jets passer connected on just 14 of 40 attempts for 164 yards and was picked off three times.

New York got on the board first with a 27-yard K Jim Turner field goal to go up 3-0. QB Len Dawson then started Kansas City's next drive with a 13-yard pass to WR Otis Taylor, a 12-yard connection to TE Fred Arbanas and a 17-yard screen to RB Wendell Hayes. After missing a 47-yard FG on Kansas City's first drive, this time K Jan Stenerud connected on a 23-yard FG to knot the score at 3-3.

Neither club could muster much offense for the remainder of the first half. Stenerud would misfire on a 44-yard kick on Kansas City's only other legitimate scoring shot, leaving the score deadlocked at intermission.

Kansas City's defense would turn up the pressure in the third quarter. CB Emmitt Thomas would register the Chiefs first interception of the day, setting up a 47-yard FG attempt that sailed wide left in the blustery conditions. New York's next possession would be terminated by the first of two interceptions on the day by CB Jim Marsalis. After the Jets were penalized for running into P Jerrel Wilson, a 27-yard pass to Arbanas put Kansas City in New York territory. A 25-yard Stenerud FG then gave the Chiefs a slim 6-3 advantage.

Namath responded by moving the Jets into scoring position early in the fourth quarter. A pass interference call in the end zone would give the home squad first-and-goal at the one, setting the stage for the biggest goal-line stand in Chiefs history.

RB Matt Snell gained half a yard on first down before S Johnny Robinson arrived on the scene, while RB Bill Mathis was stuffed for no gain by LB Willie Lanier on second down. Namath attempted a bootleg on third down, but was hit by LB Jim Lynch and threw the ball away, forcing the Jets to settle for a seven-yard Turner field goal to tie the contest at 6-6.

Dawson and the Chiefs would immediately strike back. A 61-yard bomb to Taylor would set up the game's only TD. WR Gloster Richardson made the biggest grab of his career, hauling in a 19-yard scoring strike from Dawson on the next play. Marsalis would then record his second interception of Namath on the Jets final possession to ensure a tightly-contested 13-6 playoff win, sending Kansas City to the AFL's final title game at Oakland.

- JETS** — J. Turner, 27-yard FG.
- CHIEFS** — Stenerud, 23-yard FG.
- CHIEFS** — Stenerud, 25-yard FG.
- JETS** — J. Turner, 7-yard FG.
- CHIEFS** — Richardson, 19-yard pass from Dawson (Stenerud kick).

TEAM STATISTICS	JETS	CHIEFS
First Downs	19	14
Total Net Yards	235	276
Rushes/Net Yards	22/87	30/99
Net Passing	148	177
Pass Attempts/Completions	40/14	27/12
Had Intercepted	3	0
Sacked/Yards Lost	2/16	2/24
Punts/Average	5/37.2	6/33.5
Penalties/Yards	3/15	5/63
Fumbles/Lost	1/1	0/0

RUSHING

- CHIEFS** — Garrett 18-67; Hayes 10-32; Holmes 1-0; McVea 1-0.
- JETS** — Snell 12-61; Boozer 3-14; Mathis 6-11; Namath 1-1.

RECEIVING

- CHIEFS** — Hayes 5-46; Taylor 2-74; Arbanas 2-39; Holmes 1-29; Richardson 1-19, TD; Pitts 1-(-6).
- JETS** — Sauer 5-61; Lammons 3-37; B. Turner 2-25; Maynard 1-18; Boozer 1-10; Snell 1-9; Mathis 1-4.

PASSING

- CHIEFS** — Dawson 12-27-201, 1 TD, 0 INTs.
- JETS** — Namath 14-40-164, 0 TDs, 3 INTs.

INTERCEPTIONS

- CHIEFS** — Marsalis 2-42; Thomas 1-0.
- JETS** — None.

FIELD GOALS

- CHIEFS** — Stenerud 47S (23) 44WR 47WL (25).
- JETS** — J. Turner (28) (7).



LB Willie Lanier (63) and S Johnny Robinson (42) spearhead a pivotal goal-line stand.



1969 AFL CHAMPIONSHIP GAME

Chiefs 17, Raiders 7

January 4, 1970 • Oakland-Alameda County Coliseum • 54,444



KANSAS CITY 0 7 7 3 — 17
OAKLAND 7 0 0 0 — 7

On the day the American Football League played the final game of its 10-year history, the Kansas City Chiefs became the AFL's only three-time champion. The Chiefs, through a curious playoff system, played Oakland for the league's last title. The Raiders had won the AFL West and owned a pair of regular season wins over the Chiefs, including a slim 10-6 victory in the regular season finale.

The Raiders, who arrived at the Oakland-Alameda County Coliseum already packed for a potential trip to Super Bowl IV, suffered the indignity of carrying those suitcases out of the stadium past the Chiefs busses after a 17-7 defeat.

The two clubs managed one first-half touchdown apiece with Oakland's coming on a four-yard run by RB Charlie Smith. Kansas City responded with a one-yard plunge by RB Wendell Hayes after QB Len Dawson had hit on passes of 14 yards to WR Otis Taylor and 41 yards to WR Frank Pitts.

In the third quarter, QB/K George Blanda was wide right on field goals of 39 and 40 yards, attempts that would have moved Oakland in front. Midway through the period, Kansas City began its second TD drive from its own six-yard line. A potential disaster was averted when the Chiefs fell on a fumble at their own two-yard line. On the next play, Dawson and Taylor pulled Kansas City out of the hole with a 35-yard pass play. FB Robert Holmes added 23 more on a flare pass, while a 25-yard pass interference call gave the Chiefs first-and-goal at the three. Holmes plowed in for the go-ahead TD from five yards out on third down, giving the Chiefs a 14-7 advantage.

The game then became a defensive struggle, which played right into Kansas City's hand. Led by defensive charges from the entire front four of DEs Aaron Brown and Jerry Mays and DTs Buck Buchanan and Curley Culp, the Chiefs continually harassed Raiders QB Daryle Lamonica, forcing the Oakland signal caller to throw a trifecta of fourth-quarter interceptions.

K Jan Stenerud came up short on a 52-yard FG to begin the final frame, which would be marked by a myriad of turnovers. S Jim Kearney registered Kansas City's first interception of Lamonica at the Chiefs 18-yard line. Two plays later, a Chiefs fumble would put the ball back in the hands of the "Mad Bomber," who was subsequently picked off by CB Jim Marsalis on Oakland's very next snap.

Inexplicably, Kansas City would fumble again two plays later, setting Lamonica up deep in Chiefs territory. But three snaps later CB Emmitt Thomas recorded his second pickoff of the day, ending a third straight Oakland possession with an interception. Thomas returned the ball 62 yards to the Oakland 18-yard line, setting up a 22-yard field goal that provided a 17-7 lead with 4:48 remaining.

Kansas City would actually fumble one more time, but the Silver and Black could not capitalize as the victorious Chiefs would return home to pack bags of their own for New Orleans and Super Bowl IV.

RAIDERS — Smith, 4-yard run (Blanda kick).
CHIEFS — Hayes, 1-yard run (Stenerud kick).
CHIEFS — Holmes, 5-yard run (Stenerud kick).
CHIEFS — Stenerud, 22-yard FG.

TEAM STATISTICS	RAIDERS	CHIEFS
First Downs	18	13
Total Net Yards	233	207
Rushes/Net Yards	28/79	39/86
Net Passing	154	121
Pass Attempts/Completions	45/17	17/7
Had Intercepted	4	0
Sacked/Yards Lost	4/37	1/8
Punts/Average	6/48.5	8/42.8
Penalties/Yards	5/45	5/43
Fumbles/Lost	1/0	5/4

RUSHING

CHIEFS — Hayes 8-35, TD; Garrett 7-19; Holmes 18-14, TD; McVea 3-13; Dawson 3-5.
RAIDERS — Dixon 12-36; Smith 12-31, TD; Banaszak 2-8; Todd 2-4.

RECEIVING

CHIEFS — Taylor 3-62; Holmes 2-16; Pitts 1-41; Arbanas 1-10.
RAIDERS — Smith 8-86; Sherman 3-45; Cannon 2-22; Banaszak 2-13; Wells 1-24; Dixon 1-1.

PASSING

CHIEFS — Dawson 7-17-129, 0 TDs, 0 INTs.
RAIDERS — Lamonica 15-39-167, 0 TDs, 3 INTs; Blanda 2-6-24, 0 TDs, 1 INT.

INTERCEPTIONS

CHIEFS — Thomas 2-69; Marsalis 1-23; Kearney 1-17.
RAIDERS — None.

SACKS

CHIEFS — Brown 3.0; Culp 1.0.
RAIDERS — Davidson 1.0.

FIELD GOALS

CHIEFS — Stenerud 52S (22).
RAIDERS — Blanda 52S 39WR 40WR.



Hank Stram celebrates a third AFL crown as the Chiefs win the league's final contest.





SUPER BOWL IV

Chiefs 23, Vikings 7



January 11, 1970 • Tulane Stadium • 80,562

MINNESOTA 0 0 7 0 — 7
KANSAS CITY 3 13 7 0 — 23

Kansas City's finest sports hour concluded at 5:20 in the afternoon on Sunday, January 11, 1970, when the Chiefs defeated the Minnesota Vikings, 23-7, in Super Bowl IV.

The Chiefs, who finished 11-3 on the season and defeated the N.Y. Jets and Oakland Raiders in the playoffs, closed out their first decade as the winningest team in the American Football League, which, with Super Bowl IV, came to an end. Beginning in '70, the two leagues merged, with the AFL becoming the American Football Conference of the NFL.

Minnesota, a prohibitive favorite, was 12-2 during the regular season and at one point had won 12 games in succession behind a fearsome defense that had allowed an average of just 9.5 points per game. But behind QB Len Dawson — who would earn the game's Most Valuable Player Award — the Chiefs would amass more than enough offense to carry the day.

The Chiefs took an early lead when K Jan Stenerud booted a 48-yard first quarter field goal, a kick that was the longest field goal in Chiefs postseason history. He would later follow with field goals of 32 and 25 yards to give Kansas City a 9-0 lead.

Kansas City received the first break in the game when Vikings S Charlie West fumbled a kickoff and G Remi Prudhomme recovered at the Minnesota 19-yard line. After an eight-yard loss, Dawson handed off to RB Wendell Hayes, who rambled for 13 yards up the middle on a draw play. A 10-yard pass to WR Otis Taylor gave the Chiefs a first down at the four. Three plays later, RB Mike Garrett burst off-tackle for a five-yard touchdown, giving Kansas City a 16-0 halftime lead and stunning the Vikings and a nationwide television audience.

Minnesota mounted a mild third-quarter comeback when RB Dave Osborn scored from four yards out to cut the margin to 16-7. But any hopes the Vikings had of getting closer were dashed by Taylor, who lived up to his big-play reputation repeatedly throughout that season. Dawson hit the Chiefs wideout on a short hitch pattern, and when CB Earsell Mackbee missed the initial tackle, Taylor was loose down the right sideline, high-stepping his way to a 46-yard TD to give the Chiefs a 23-7 lead after three quarters.

As was so often the case in '69, the defense came to the fore. Minnesota had the ball three times in the final period and, as in the Oakland game the previous week, the Chiefs snuffed out all three chances with interceptions. LB Willie Lanier picked off a QB Joe Kapp pass to halt a rally at the Chiefs 34-yard line. Later on, S Johnny Robinson, playing with what turned out to be three broken ribs, grabbed another errant Kapp throw. Following the game, Kapp would pay tribute to Kansas City's massive defensive front: "The Chiefs defensive line was very active and looked like a Redwood Forest."

QB Gary Cuozzo would replace Kapp, but suffered similar results. In the game's closing minutes, CB Emmitt Thomas intercepted his fourth pass of the playoffs. The Chiefs then ran out the clock to capture the AFL's second consecutive Super Bowl triumph.

- CHIEFS** — Stenerud, 48-yard FG.
- CHIEFS** — Stenerud, 32-yard FG.
- CHIEFS** — Stenerud, 25-yard FG.
- CHIEFS** — Garrett, 5-yard run (Stenerud kick).
- VIKINGS** — Osborn, 4-yard run (Cox kick).
- CHIEFS** — Taylor, 46-yard pass from Dawson (Stenerud kick).

TEAM STATISTICS	VIKINGS	CHIEFS
First Downs	13	18
Total Net Yards	239	273
Rushes/Net Yards	19/67	41/151
Net Passing	172	122
Pass Attempts/Completions	28/17	17/12
Had Intercepted	3	1
Sacked/Yards Lost	3/27	3/20
Punts/Average	3/37.0	4/48.5
Penalties/Yards	6/67	4/47
Fumbles/Lost	3/2	0/0

RUSHING

- CHIEFS** — Garrett 11-39, TD; Pitts 3-37; Hayes 8-31; McVea 12-26; Dawson 3-11; Holmes 5-7.
- VIKINGS** — Brown 6-26; Reed 4-17; Osborn 7-15, TD; Kapp 2-9.

RECEIVING

- CHIEFS** — Taylor 6-81, TD; Pitts 3-33; Garrett 2-25; Hayes 1-13.
- VIKINGS** — Henderson 7-111; Brown 3-11; Beasler 2-41; Reed 2-16; Osborn 2-11; Washington 1-9.

PASSING

- CHIEFS** — Dawson 12-17-142, 1 TD, 1 INT; Livingston 0-0-0, 0 TDs, 0 INTs.
- VIKINGS** — Kapp 16-25-183, 0 TDs, 2 INTs; Cuozzo 1-3-16, 0 TDs, 1 INT.

INTERCEPTIONS

- CHIEFS** — Lanier 1-9; Robinson 1-9; Thomas 1-6.
- VIKINGS** — Krause 1-0.

SACKS

- CHIEFS** — Brown 1.0 Buchanan 1.0; Mays 1.0
- VIKINGS** — Eller 1.0; Marshall 1.0; Winston 1.0.

FIELD GOALS


- CHIEFS** — Stenerud (48) (32) (25).
- VIKINGS** — Cox 56S.




WR Otis Taylor's 46-yard TD catch from Super Bowl IV MVP QB Len Dawson seals a 23-7 win.



1969 WORLD CHAMPIONS



The caption in the January 12th, 1970 edition of the Kansas City Times proclaimed: WHO SAID THERE ARE NO HEROES ANYMORE is the question asked by this downtown parade scene (far right photo) that included thousands of Kansas Citizens greeting the triumphant Chiefs with cheers and floating paper. Riding in an open convertible on a chilly day, Otis Taylor (left) and Gloster Richardson (right) were obviously warmed by their reception from jubilant fans on Tenth Street east of Main. In the center photo, Hank Stram, Taylor, Jack Steadman, Len Dawson and Bill Grigsby jubilantly hoist the Lombardi Trophy for Chiefs fans to behold.



Front Row: Noland Smith, Jan Stenerud, Warren McVea, Mike Livingston, Tom Flores, Ed Podolak, Jacky Lee, Len Dawson, John Huarte, Emmitt Thomas.

Second Row: Goldie Sellers, Mike Garrett, Willie Mitchell, Bert Coan, Ceaser Belser, Frank Pitts, Head Coach Hank Stram, Paul Lowe, Gloster Richardson, Curtis McClinton, Richard Armstrong, Wendell Hayes, Jim Marsalis.

Third Row: Dr. Albert Miller, Johnny Robinson, Jerrel Wilson, Robert Holmes, Jim Kearney, Jim Lynch, E.J. Holub, Jack Rudnay, George Daney, Curley Culp, Willie Lanier, Bobby Yarborough - Equipment Manager.

Fourth Row: John Beake - Assistant Coach, Tommy O'Boyle - Assistant Coach, Remi Prudhomme, Bob Stein, Jerry McClurg, Ed Budde, Dave Hill, Gene Trosch, Jerry Mays, Mo Moorman, Jim Tyrer, Bobby Bell, Lloyd Wells - Scout, Wayne Rudy - Trainer.

Fifth Row: Tom Pratt - Assistant Coach, Bill Walsh - Assistant Coach, Jack Steadman - General Manager, Reg Carolan, Mickey McCarty, Ed Lothamer, Fred Arbanas, Chuck Hurston, Buck Buchanan, Aaron Brown, Morris Stroud, Otis Taylor, Darrel "Pete" Brewster - Assistant Coach, Tom Bettis - Assistant Coach, Bob Wachter - Ticket/Stadium Manager.



1971 AFC DIVISIONAL PLAYOFF GAME

Dolphins 27, Chiefs 24 (2 OT)

December 25, 1971 • Municipal Stadium • 50,374



MIAMI..... 0 10 7 7 0 3 — 27
KANSAS CITY..... 10 0 7 7 0 0 — 24

The longest game in NFL history signaled the end of a glorious era in Chiefs history as Kansas City and Miami dueled for 82:40 in a double-overtime epic on Christmas Day '71. The final game ever played at Municipal Stadium featured 11 future Hall of Fame players, Hall of Fame head coaches Hank Stram and Don Shula, as well as one of the greatest individual efforts in NFL postseason annals by RB Ed Podolak. But in the end, it was the Dolphins who prevailed when K Garo Yepremian's 37-yard FG at 7:40 of the second OT gave Miami a 27-24 victory.

Widely regarded as the finest Chiefs team ever assembled – the '69 Super Bowl IV squad included – Kansas City took a 10-0 lead after the first quarter thanks to a 24-yard FG and a seven-yard TD catch by Podolak. Miami countered with 10 unanswered points to leave the score deadlocked at halftime.

The unquestioned star of the contest was Podolak, who accounted for an NFL-playoff record 350 combined net yards (85 rushing yards, 110 receiving yards and 153 on kick returns). With the score knotted at 17-17 after three quarters, Podolak capped a 91-yard drive with a three-yard TD run to give the Chiefs a 24-17 lead with 6:46 left in regulation. However, a five-yard pass from QB Bob Griese to TE Marv Fleming put the count at 24-24 with 1:25 remaining in regulation.

Podolak almost ended the game with a 78-yard return on the ensuing kickoff, but Miami CB Curtis Johnson maintained his angle to make a touchdown-saving tackle at the 22-yard line. With 35 seconds left, K Jan Stenerud's would-be game-winning 31-yard FG attempt sailed wide right. Miami could not move the ball on its final possession of regulation, sending the game to its first overtime session.

Kansas City won the toss and after taking a lateral from DT Buck Buchanan, Podolak returned the kickoff to the Chiefs 46-yard line. Four plays later, Kansas City was at the Miami 35-yard line as Stenerud lined up for another attempt at a game-winning kick, this time from 42 yards out, but Stenerud's attempt was blocked by LB Nick Buoniconti, giving the Dolphins new life.

Both teams would exchange punts before a 52-yard FG attempt by Yepremian came up short. The first overtime session would come to a close when Dawson was intercepted by Miami S Jake Scott. The Dolphins took over at their own 46 to start overtime number two, but were smothered by Kansas City's fierce defense.

Miami's defense forced the Chiefs to punt, setting up Griese and the Dolphins for one final drive. RB Larry Csonka broke off a 29-yard run to move Miami into Kansas City territory. Four plays later, Yepremian ended the NFL's longest day with his 37-yard game-winner. The Dolphins would eventually advance to Super Bowl VI, while the Chiefs would have to wait 15 years before their next postseason appearance after falling in one of the most storied battles in pro football history.

- CHIEFS** — Stenerud, 24-yard FG (9-35, 4:09).
- CHIEFS** — Podolak, 7-yard pass from Dawson (Stenerud kick) (6-35, 3:44).
- DOLPHINS** — Csonka, 1-yard run (Yepremian kick) (10-80, 5:51).
- DOLPHINS** — Yepremian, 14-yard FG (4-5, 0:57).
- CHIEFS** — Otis, 1-yard run (Stenerud kick) (15-75, 9:44).
- DOLPHINS** — Kiick, 1-yard run (Yepremian kick) (8-71, 3:53).
- CHIEFS** — Podolak, 3-yard run (Stenerud kick) (6-91, 4:30).
- DOLPHINS** — Fleming, 5-yard pass from Griese (Yepremian kick) (9-71, 5:10).
- DOLPHINS** — Yepremian, 37-yard FG (6-40, 3:51).

TEAM STATISTICS	DOLPHINS	CHIEFS
First Downs	22	23
Total Net Yards	407	451
Rushes/Net Yards	43/144	44/213
Net Passing	263	238
Pass Attempts/Completions	35/20	26/18
Had Intercepted	2	2
Sacked/Yards Lost	0/0	1/8
Punts/Average	6/40.0	2/51.0
Penalties/Yards	5/26	6/44
Fumbles/Lost	1/0	3/2

RUSHING

- CHIEFS** — Hayes 22-100; Podolak 17-85, TD; Wright 2-15; Otis 3-13, TD.
- DOLPHINS** — Csonka 24-86, TD; Kiick 15-56, TD; Griese 2-9; Warfield 2-(-7).

RECEIVING

- CHIEFS** — Podolak 8-110, TD; Wright 3-104; Taylor 3-12; Hayes 3-6; Frazier 1-14.
- DOLPHINS** — Warfield 7-140; Twilley 5-58; Fleming 4-37, TD; Kiick 3-24; Mandich 1-4.

PASSING

- CHIEFS** — Dawson 18-26-246, 1 TD, 2 INTs; Podolak 0-0-0, 0 TDs, 0 INTs.
- DOLPHINS** — Griese 20-35-263, 1 TD, 2 INTs.

INTERCEPTIONS

- CHIEFS** — Lanier 1-17; Lynch 1-0.
- DOLPHINS** — Scott 1-13; Johnson 1-0.

SACKS

- CHIEFS** — None.
- DOLPHINS** — Fernandez 0.5; Riley 0.5.

FIELD GOALS

- CHIEFS** — Stenerud (24) 29WR 31WR 42B.
- DOLPHINS** — Yepremian (14) 52WL.



RB Ed Podolak takes a pass from QB Len Dawson for a 7-yard touchdown behind the block of C Jack Rudnay.

NFL'S LONGEST GAMES

The Chiefs/Texans have participated in the two longest games in NFL history, both double-overtime playoff contests.

Time	Result	Date
1. 82:40	Miami 27, KANSAS CITY 24	Dec. 25, 1971
2. 77:54	Dallas Texans 20, HOUSTON 17	Dec. 23, 1962
3. 77:02	CLEVELAND 23, N.Y. Jets 20	Jan. 3, 1987





1986 AFC WILD CARD PLAYOFF GAME

Jets 35, Chiefs 15

December 28, 1986 • Giants Stadium • 69,307



KANSAS CITY 6 0 0 9 — 15
NEW YORK 7 14 7 7 — 35

Kansas City finished the regular season with a 10-6 record to earn the club's first playoff berth in 15 years, but that adulation would be short-lived. After taking an early lead against the N.Y. Jets, three Kansas City turnovers combined with 135 rushing yards and two scores from New York RB Freeman McNeil led to 28 unanswered points and a 35-15 Jets victory.

The Chiefs only offensive scoring drive of the day came on Kansas City's initial possession when QB Todd Blackledge led Kansas City to paydirt. A pass interference call in the end zone set the stage for a one-yard scoring plunge by RB Jeff Smith. However, a missed PAT would begin a downward spiral for the Chiefs, who took a brief 6-0 lead.

Jets head coach Joe Walton then made the biggest call of the game on New York's next drive. Facing fourth-and-six at the Chiefs 33-yard line, Walton kept his offense on the field. QB Pat Ryan faked a pitch to McNeil and took the ball up the gut for a 24-yard gain. Two plays later, McNeil was in the end zone, giving the Jets a lead they would not relinquish.

Disaster would strike on Kansas City's next offensive snap when RB Larry Moriarty had the ball jarred loose after catching a swing pass. LB Kyle Clifton recovered for the Jets. Twelve plays later, a one-yard TD toss to McNeil put the Jets ahead 14-6.

After Kansas City failed to gain a first down on its next two possessions, a 30-yard pass to WR Al Toon put New York in Chiefs territory. Ryan then found Toon kneeling in the end zone for an 11-yard TD on third down to give the Jets a commanding 21-6 advantage with 0:59 left in the second quarter.

New York outgained the Chiefs 191 to 58 after 30 minutes and Kansas City's situation would go from bad to worse on the opening snap of the second half. Blackledge was intercepted by LB Kevin McArthur, who raced down the sideline for a 21-yard score, putting the Jets ahead 28-6 just 13 seconds into the third quarter.

Blackledge would guide the Chiefs to the Jets 15-yard line on Kansas City's next possession, but the club's comeback hopes were effectively over when RB Boyce Green was stuffed on fourth-and-one in the third quarter, turning the ball back over to the Jets.

Kansas City's special teams would account for the club's only touchdown of the second half as CB Albert Lewis blocked a Dave Jennings punt and recovered it in the end zone to close the gap to 28-13. A six-yard Ryan TD pass to TE Billy Griggs made it 35-13 before QB Bill Kenney replaced Blackledge in the fourth quarter. Kenney guided Kansas City inside the Jets 10-yard line twice to no avail.

The Chiefs final points of the afternoon came when Jennings stepped out of the end zone for a self-imposed safety to make the final score 35-15 as Kansas City's hopes expired.

- CHIEFS** — J. Smith, 1-yard run (kick failed) (9-67).
- JETS** — McNeil, 4-yard run (Leahy kick) (13-75).
- JETS** — McNeil, 1-yard pass from Ryan (Leahy kick) (12-47).
- JETS** — Toon, 11-yard pass from Ryan (Leahy kick) (8-62).
- JETS** — McArthur, 21-yard interception return (Leahy kick).
- CHIEFS** — Lewis, blocked punt recovery in end zone (Lowery kick).
- JETS** — Griggs, 6-yard pass from Ryan (Leahy kick) (7-61).
- CHIEFS** — Safety, Jennings runs out of end zone.

TEAM STATISTICS	JETS	CHIEFS
First Downs	19	16
Total Net Yards	306	241
Rushes/Net Yards	36/165	20/67
Net Passing	141	174
Pass Attempts/Completions	23/16	37/20
Had Intercepted	0	2
Sacked/Yards Lost	2/12	2/3
Punts/Average	4/29.0	3/41.3
Penalties/Yards	8/54	1/5
Fumbles/Lost	1/0	2/1

RUSHING

- CHIEFS** — Blackledge 4-33; Green 8-15; J. Smith 4-12, TD; Moriarty 2-7; Heard 1-1; S. Paige 1-(-1).
- JETS** — McNeil 31-135, TD; Ryan 2-30; T. Paige 2-3; Jennings 1-(-3).

RECEIVING

- CHIEFS** — Marshall 6-72; Green 5-7; Coffman 3-12; Carson 2-43; Smith 2-12; Moriarty 1-16; Heard 1-15.
- JETS** — Toon 4-48, TD; Shuler 4-28; McNeil 3-16, TD; Walker 2-45; Sohn 1-11; Griggs 1-6, TD; Alexander 1-(-1).

PASSING

- CHIEFS** — Blackledge 12-21-80, 0 TDs, 2 INTs; Kenney 8-16-97, 0 TDs, 0 INTs.
- JETS** — Ryan 16-23-153, 3 TDs, 0 INTs.

INTERCEPTIONS

- CHIEFS** — None.
- JETS** — McArthur 1-21, TD; Carter 1-12.

SACKS

- CHIEFS** — Hackett 1.0; Maas 1.0.
- JETS** — Gastineau 1.0; Lyons 1.0.

FIELD GOALS

- CHIEFS** — None.
- JETS** — None.



The Chiefs can't slow RB Freeman McNeil as he posts 135 rushing yards in a Jets win.





1990 AFC WILD CARD PLAYOFF GAME

Dolphins 17, Chiefs 16

January 5, 1991 • Joe Robbie Stadium • 67,276



KANSAS CITY 3 7 6 0 — 16
MIAMI 0 3 0 14 — 17

The Chiefs were in control for the majority of their first playoff game since '86, but could not answer a late comeback bid by QB Dan Marino as the Dolphins pulled out a 17-16 victory. Chiefs QB Steve DeBerg – who had guided Kansas City to an 11-5 regular season record – had the club in scoring position, but a 52-yard FG attempt by K Nick Lowery fell just inches short with 0:56 remaining.

Had Kansas City fully capitalized on a number of scoring opportunities earlier in the game, the outcome may have been different. CB Charles Washington blocked a punt on Miami's first possession, setting the Chiefs up at the Dolphins 37-yard line. However, Kansas City would be forced to settle for a 27-yard FG. Miami would answer on its next possession as K Pete Stoyanovich nailed an at the time NFL postseason-record 58-yard FG to even the count at 3-3.

However, Stoyanovich would come up short on a 57-yard attempt later in the second quarter, setting the Chiefs up with good field position. Kansas City capitalized as DeBerg floated a 26-yard scoring aerial to WR Stephone Paige putting the Chiefs ahead 10-7 with 1:54 left in the half. Paige would finish the day with 142 receiving yards, the highest postseason total in team history at the point. Meanwhile, DE Neil Smith – who had 1.5 sacks on the day – preserved the lead by stripping Marino on Miami's next possession.

Kansas City dominated the third quarter, but only managed to extend its lead to 16-3. Poised with second-and-goal at the Miami three-yard line, DeBerg was flagged for intentional grounding and the club settled for a 25-yard FG. S Deron Cherry blasted the ball loose from WR Mark Duper on Miami's next play, giving Kansas City the ball at the Dolphins 29-yard line. But once again, the Chiefs could not strike paydirt and would leave Miami territory with only a 38-yard Lowery FG to show for their efforts.

Marino then began his comeback bid. A 10-play, 66-yard march culminated with a one-yard TD toss to FB Tony Paige as the Dolphins moved the count to 16-10. After a 33-yard connection between DeBerg and WR Emile Harry moved Kansas City back into Miami territory, the Chiefs were forced to punt, setting up the Dolphins go-ahead drive which began with a key 37-yard pass over the middle to TE Ferrell Edmunds. Marino then capped the march with a six-yard TD pass to WR Mark Clayton that was nearly intercepted by CB Albert Lewis as the Dolphins took their first lead of the game at 17-16 with 3:28 remaining in the fourth quarter.

A 20-yard pass to Paige and a 26-yard run by RB Christian Okoye helped put the Chiefs at the Miami 26-yard line at the 2:00 warning. A controversial holding call on G Dave Szott nullified a 12-yard Okoye run on the next play, halting the club's momentum and setting the stage for Lowery's final field goal attempt, which came tantalizingly close to the crossbar.

- CHIEFS** — Lowery, 27-yard FG (9-28).
- DOLPHINS** — Stoyanovich, 58-yard FG (9-40).
- CHIEFS** — S. Paige, 26-yard pass from DeBerg (Lowery kick) (4-61).
- CHIEFS** — Lowery, 25-yard FG (11-63).
- CHIEFS** — Lowery, 38-yard FG (4-8).
- DOLPHINS** — T. Paige, 1-yard pass from Marino (Stoyanovich kick) (10-66).
- DOLPHINS** — Clayton, 12-yard pass from Marino (Stoyanovich kick) (11-85).

TEAM STATISTICS	DOLPHINS	CHIEFS
First Downs	23	15
Total Net Yards	311	367
Rushes/Net Yards	32/98	24/103
Net Passing	213	264
Pass Attempts/Completions	30/19	30/17
Had Intercepted	0	1
Sacked/Yards Lost	2/8	1/5
Punts/Average	3/39.7	4/35.0
Penalties/Yards	2/22	4/35
Fumbles/Lost	2/2	0/0

RUSHING

- CHIEFS** — Okoye 13-83; Word 9-13; McNair 2-7.
- DOLPHINS** — S. Smith 20-82; Logan 7-17; T. Paige 1-2; Marino 4-(-3).

RECEIVING

- CHIEFS** — S. Paige 8-142, TD; McNair 3-22; Harry 2-59; Roberts 2-26; R. Thomas 1-15; Hayes 1-5.
- DOLPHINS** — Clayton 5-66, TD; T. Paige 5-30, TD; Duper 3-36; Edmunds 2-49; S. Smith 2-22; Jensen 1-11; S. Martin 1-7.

PASSING

- CHIEFS** — DeBerg 17-30-269 1 TD, 1 INT.
- DOLPHINS** — Marino 19-30-221, 2 TDs, 0 INTs.

INTERCEPTIONS

- CHIEFS** — None.
- DOLPHINS** — Williams 1.0.

SACKS

- CHIEFS** — N. Smith 1.5; Cooper 0.5.
- DOLPHINS** — Griggs 1.0.

FIELD GOALS

- CHIEFS** — Lowery (27) (25) (38) 52S.
- DOLPHINS** — Stoyanovich (58) 57S.



Miami claims a 17-16 comeback win despite 142 receiving yards from WR Stephone Paige.





1991 AFC WILD CARD PLAYOFF GAME

Chiefs 10, Raiders 6

December 28, 1991 • Arrowhead Stadium • 75,827



LOS ANGELES 0 3 3 0 — 6
 KANSAS CITY 0 7 0 3 — 10

It took 19 years, but the Chiefs finally had an opportunity to officially christen Arrowhead Stadium with a playoff game. Fittingly, that contest came against Kansas City's most heated rival, the Raiders. The Chiefs had defeated the Raiders 27-21 just six days earlier at the L.A. Coliseum in the final regular season game for the right to play at home in the first week of the playoffs. Kansas City made the most of that opportunity by recording a 10-6 win over the Raiders, marking the club's first playoff victory since Super Bowl IV.

The Chiefs imparted a familiar recipe for success – solid defense and a bruising ground game. Kansas City's defense forced six turnovers and limited the Silver and Black to just two field goals, while RB Barry Word pummeled the Raiders with 33 carries for a then team postseason-record 130 yards.

Word pounded away at the Raiders all day, a trend that began early. Kansas City won the toss and consumed 11:56 off the clock, thanks to a drive that featured 12 runs by Word. The Chiefs drove as deep as the 15-yard line, but K Nick Lowery's 33-yard FG was wide left, leaving the scoreboard empty.

S Deron Cherry registered the first of his two INTs on the game on the Raiders first possession. QB Todd Marinovich would be picked off four times by the Kansas City defense and his first errant throw would give Kansas City possession at the Raiders 24-yard line. But again, Lowery would misfire, this time on a 47-yard FG attempt.

A wild barrage of turnovers then ensued. Chiefs LB Derrick Thomas stripped Marinovich, but QB Steve DeBerg promptly threw an INT on Kansas City's next possession. After a Raiders punt, RB Harvey Williams put the ball on the ground for Kansas City, but Cherry registered another INT which he returned to the 11-yard line. DeBerg would hit WR Fred Jones for the game's only touchdown on the next play as the Chiefs took a 7-0 lead.

Raiders RB Nick Bell finished the game with 107 ground yards and was the club's primary weapon on a 10-play, 65-yard drive that ended with a 32-yard K Jeff Jaeger FG that closed the gap to 7-3 just before intermission.

The first half passing numbers for both squads were equally unimpressive. Marinovich completed just three passes for 47 yards, while DeBerg hit on seven passes for 71 yards. Wisely, both clubs turned to the ground game in the second half. The Raiders gave the ball to Bell eight times on their initial possession of the third quarter, but would have to settle for a 26-yard FG to close the gap to 7-6.

Kansas City then capitalized on a Raiders fumble by handing the ball to Word nine times on a 13-play drive that netted an 18-yard FG to make the score 10-6 early in the fourth quarter. The Chiefs would pick off Marinovich on each of the Raiders final two drives to seal the franchise's first-ever home playoff victory.

CHIEFS — F. Jones, 11-yard pass from DeBerg (Lowery kick) (1-11).
RAIDERS — Jaeger, 32-yard FG (10-65).
RAIDERS — Jaeger, 26-yard FG (11-62).
CHIEFS — Lowery, 18-yard FG (13-61).

TEAM STATISTICS	RAIDERS	CHIEFS
First Downs	16	16
Total Net Yards	276	204
Rushes/Net Yards	30/152	39/131
Net Passing	124	73
Pass Attempts/Completions	23/12	14/9
Had Intercepted	4	1
Sacked/Yards Lost	2/16	2/16
Punts/Average	1/20.0	2/46.0
Penalties/Yards	9/75	3/20
Fumbles/Lost	2/2	2/1
Possession Time	29:28	30:32

RUSHING

CHIEFS — Word 33-130; Williams 2-4; Okoye 1-2; DeBerg 3-(-5).
RAIDERS — N. Bell 20-107; Allen 7-39; S. Smith 3-6.

RECEIVING

CHIEFS — R. Thomas 3-18; B. Jones 2-25; F. Jones 2-20, TD; Birden 1-18; Word 1-8.
RAIDERS — Brown 4-45; Horton 3-59; Fernandez 2-12; Gault 1-11; S. Smith 1-9; Allen 1-4.

PASSING

CHIEFS — DeBerg 9-14-89, 1 TD, 1 INT.
RAIDERS — Marinovich 12-23-140, 0 TDs, 4 INTs.

INTERCEPTIONS

CHIEFS — Cherry 2-46; Everett 1-23; Marts 1-7.
RAIDERS — Lott 1-35.

SACKS

CHIEFS — Martin 1.0; D. Thomas 1.0.
RAIDERS — Davis 2.0.

FIELD GOALS

CHIEFS — Lowery 33W/L 47S (18).
RAIDERS — Jaeger (32) (26).



RB Barry Word produces 130 rushing yards in the first-ever playoff game at Arrowhead.





1991 AFC DIVISIONAL PLAYOFF GAME

Bills 37, Chiefs 14

January 5, 1992 • Rich Stadium • 80,182



KANSAS CITY 0 0 7 7 — 14
BUFFALO 7 10 7 13 — 37

Kansas City was coming off its first postseason victory since Super Bowl IV, but that triumph proved quite irrelevant as Buffalo pounded the Chiefs into submission early in a 37-14 win. The Bills raced out to a 17-0 halftime lead and salted the game away behind RBs Thurman Thomas and Kenneth Davis, who combined for 41 carries and 175 rushing yards. Defensively, Buffalo picked off back-up QB Marc Vlasic four times and held the Chiefs to just 213 yards of total offense as the Bills marched to their second-straight AFC Championship Game.

After both teams traded a pair of punts to open the game, QB Jim Kelly hit a pair of completions to WR Don Beebe to put the Bills in scoring position. Kelly then fired a 25-yard pass to WR Andre Reed to give Buffalo a 7-0 advantage. Kansas City caught the game's first break when CB Eric Everett picked off Kelly early in the second quarter. But the Chiefs offense would go three-and-out. Four plays later, Kelly found Reed for a 53-yard scoring strike to make the count 14-0. Despite throwing three interceptions himself, Kelly would finish the contest with 273 passing yards and three TDs.

S Deron Cherry picked off Kelly on Buffalo's next possession, but again, the Chiefs could not capitalize. The Bills would tack on a 33-yard K Scott Norwood field goal to end the first half with a 17-0 lead.

The second half wouldn't start much better for Kansas City. RB Harvey Williams fumbled on the club's first snap of the third quarter, but TE Jonathan Hayes would recover. The Chiefs wouldn't be as fortunate on the next play as Vlasic – who entered the game in the second quarter when starting QB Steve DeBerg was knocked out of the game with a hand injury – suffered the first of four second-half interceptions. Buffalo took over on the Chiefs 36-yard line and six plays later Kelly had the Bills ahead 24-0 after finding WR James Lofton for a 10-yard TD.

Vlasic would be picked off again on the Chiefs next drive, but LB Lonnie Marts returned the favor with an interception of his own to give Kansas City a ray of hope late in the third quarter. This time the Chiefs would get on the board as RB Barry Word bulled into the end zone from three yards out to cut the Buffalo margin to 24-7.

Thomas and Davis took it from there as the Bills methodically began grinding down the clock. After a Buffalo FG made it 27-7, Vlasic was picked off twice on his next three attempts. The Bills would turn those two miscues into 10 points as Buffalo took a commanding 37-7 lead with 4:57 left in the game.

Vlasic would hit WR Fred Jones on a 20-yard TD with 2:07 remaining to make it 37-14, but it was too little, too late as Buffalo recovered Kansas City's onside kick attempt and ran out the clock, ending the Chiefs postseason aspirations.



Bills QB Jim Kelly throws a pass against the Chiefs, finishing the game with three TDs and three INTs.

- BILLS** — Reed, 25-yard pass from Kelly (Norwood kick) (8-80).
- BILLS** — Reed, 53-yard pass from Kelly (Norwood kick) (4-69).
- BILLS** — Norwood, 33-yard FG (9-39).
- BILLS** — Lofton, 10-yard pass from Kelly (Norwood kick) (3-36).
- CHIEFS** — Word, 3-yard run (Lowery kick) (4-43).
- BILLS** — Norwood, 20-yard FG (14-68).
- BILLS** — Norwood, 47-yard FG (4-2).
- BILLS** — Davis, 5-yard run (Norwood kick) (6-33).
- CHIEFS** — F. Jones, 20-yard pass from Vlasic (Lowery kick) (8-75).

TEAM STATISTICS	BILLS	CHIEFS
First Downs	29	14
Total Net Yards	448	213
Rushes/Net Yards	46/180	24/77
Net Passing	268	136
Pass Attempts/Completions	35/23	29/14
Had Intercepted	3	4
Sacked/Yards Lost	1/5	1/10
Punts/Average	3/33.3	7/40.3
Penalties/Yards	6/40	10/59
Fumbles/Lost	0/0	3/0
Possession Time	34:09	25:51

RUSHING

- CHIEFS** — Word 15-50, TD; Williams 8-24; McNair 1-3.
- BILLS** — T. Thomas 22-100; Davis 19-75, TD; Reed 1-6; Kelly 1-2; Reich 3-(-3).

RECEIVING

- CHIEFS** — McNair 5-52; F. Jones 3-31, TD; Birden 2-19; Hayes 1-21; Barnett 1-20; B. Jones 1-2; R. Thomas 1-1.
- BILLS** — Beebe 6-77; McKeller 5-34; Reed 4-100, 2 TDs; T. Thomas 4-21; Lofton 3-34, TD; Edwards 1-7.

PASSING

- CHIEFS** — DeBerg 5-9-22, 0 TDs, 0 INTs; Vlasic 9-20-124, 1 TD, 4 INTs.
- BILLS** — Kelly 23-35-273, 3 TDs, 3 INTs; Reich 0-0-0, 0 TDs, 0 INTs.

INTERCEPTIONS

- CHIEFS** — Everett 1-15; Marts 1-12; Cherry 1-1.
- BILLS** — Jackson 2-6; Hicks 1-0; L. Smith 1-0.

SACKS

- CHIEFS** — D. Thomas 1.0.
- BILLS** — L. Smith 1.0.

FIELD GOALS

- CHIEFS** — None.
- BILLS** — Norwood (33) (20) (47).



1992 AFC WILD CARD PLAYOFF GAME

Chargers 17, Chiefs 0

January 2, 1993 • Jack Murphy Stadium • 58,278



KANSAS CITY 0 0 0 0 — 0
SAN DIEGO 0 0 10 7 — 17

Kansas City had defeated San Diego twice during the '92 regular season. However, that mattered little to the Chargers, who promptly dispatched the Chiefs from the playoffs by a 17-0 margin, marking the only shutout Kansas City has ever suffered in postseason play.

The two sides bludgeoned one another throughout a scoreless first half, but early on it appeared the game may feature its share of offensive fireworks. San Diego QB Stan Humphries hit WR Nate Lewis for a 39-yard gain on the game's first play from scrimmage. Then, after a pair of penalties, the Chargers were knocking on the door, but DE Neil Smith fell on a San Diego fumble at the 13-yard line to halt the scoring threat.

The Chiefs couldn't mount a serious scoring threat in the first half and couldn't move past the San Diego 40-yard line on their first five possessions. The Chargers didn't fare much better with only a fumble, a punt and a missed 52-yard FG to show on three trips into Kansas City territory. Still, San Diego did hold a slight 130-to-122 edge in total yardage heading into the locker room.

Kansas City's offensive struggles continued in the second half, as the club punted on its first two possessions. San Diego then broke the stalemate midway through the third quarter when the team's battering ram — RB Marion Butts — burst into the secondary en route to a 54-yard score, giving the Chargers a 7-0 lead. Butts finished the game with 15 carries for 119 yards.

Things went downhill from there for the Chiefs. On Kansas City's next offensive play, QB Dave Krieg had a pass tipped by DE Blaise Winter. Fellow DE Leslie O'Neal picked off the ball at the Kansas City 29-yard line, setting up a 34-yard FG from K John Carney to give San Diego a 10-0 advantage with 3:33 left in the third quarter.

While Kansas City's defense was good, forcing 5.0 sacks — including 1.5 by LB Derrick Thomas — San Diego's defense was even better, harassing Krieg all day and finishing the game with 7.0 sacks. Krieg got the Chiefs into Chargers territory on each of the next two drives, but was sacked 3.0 times on those two series, stifling any scoring possibilities.

San Diego then delivered an offensive blow on its next possession. Behind a steady diet of RB Eric Bieniemy, the Chargers mounted an 11-play, 91-yard drive that ate 5:32 off the clock. H-back Steve Hendrickson got a rare carry and bulled his way into the end zone from five yards out to give the home team a 17-0 lead with 4:57 left in the fourth quarter.

The knockout punch quickly followed when Chargers DT Shawn Lee stripped Krieg on Kansas City's next possession. San Diego recovered and took over with 3:52 remaining. The Chiefs would get the ball back one last time, but the results were the same as they had been all day as San Diego sacked Krieg one last time and secured a 17-0 victory.

CHARGERS— Butts, 54-yard run (Carney kick) (4-74, 1:57).
CHARGERS— Carney, 34-yard FG (4-9, 2:03).
CHARGERS— Hendrickson, 5-yard run (Carney kick) (11-91, 5:32).

TEAM STATISTICS	CHARGERS	CHIEFS
First Downs	18	17
Total Net Yards	342	251
Rushes/Net Yards	35/192	19/61
Net Passing	150	190
Pass Attempts/Completions	23/14	34/16
Had Intercepted	0	2
Sacked/Yards Lost	5/49	7/43
Punts/Average	6/43.8	8/45.0
Penalties/Yards	5/44	7/62
Fumbles/Lost	2/1	2/1
Possession Time	29:46	30:14

RUSHING

CHIEFS — Williams 12-35; McNair 3-18; Krieg 2-4; Word 2-4.
CHARGERS— Butts 15-119, TD; Bieniemy 13-38; Harmon 4-27; Hendrickson 1-5, TD; Bernstine 1-3; Humphries 1-0.

RECEIVING

CHIEFS — Birden 4-78; McNair 4-35; Davis 3-30; Hargain 2-46; M. Smith 1-28; Williams 1-11; Cash 1-5.
CHARGERS— Harmon 4-21; Walker 3-60; Miller 2-58; Butts 2-17; N. Lewis 1-39; Brennan 1-8; Bieniemy 1-(-4).

PASSING

CHIEFS — Krieg 16-34-233, 0 TDs, 2 INTs.
CHARGERS— Humphries 14-23-199, 0 TDs, 0 INTs.

INTERCEPTIONS

CHIEFS — None.
CHARGERS— Carrington 1-40; O'Neal 1-3.

SACKS

CHIEFS — Thomas 1.5; Bayless 1.0; A. Lewis 1.0; N. Smith 1.0; Griffin 0.5.
CHARGERS— O'Neal 2.5; Grossman 2.0; Lee 2.0; Winter 0.5.

FIELD GOALS

CHIEFS — None.
CHARGERS— Corney 52S (34).



San Diego stuffs the Chiefs offense, sacking QB Dave Krieg 7.0 times in a shutout win.



1993 AFC WILD CARD PLAYOFF GAME

Chiefs 27, Steelers 24 (OT)

January 8, 1994 • Arrowhead Stadium • 74,515



PITTSBURGH 7 10 0 7 0 — 24
KANSAS CITY 7 0 3 14 3 — 27

It took an extra session to settle the score in the initial postseason match-up between Kansas City and Pittsburgh, but the Chiefs would eventually prevail, 27-24. A blocked punt and the last-minute heroics of QB Joe Montana – who was making his first playoff appearance with Kansas City – helped the Chiefs send the game to overtime where K Nick Lowery's 32-yard FG was the difference in the franchise's first OT playoff contest since the '62 AFL Championship Game.

Pittsburgh head coach Bill Cowher had previously served as both a player and assistant coach under Marty Schottenheimer before taking over the fortunes of the Steelers. Early on, the pupil appeared to have the upper hand as Pittsburgh held a 17-7 halftime lead thanks to a pair of TD passes from QB Neil O'Donnell. WR Andre Cooper hauled one in from 10 yards out and WR Ernie Mills caught a 26-yarder with just 0:18 left in the first half.

Kansas City's lone score of the first half came when QB Dave Krieg – who made a brief appearance for an injured Montana – delivered a 23-yard TD completion to WR J.J. Birden in the first quarter. A 23-yard FG in the third quarter would cut the Pittsburgh lead to 17-10, setting the stage for a fantastic finish.

Montana guided the squad on a nine-play, 80-yard drive to open the fourth quarter, culminating with a two-yard TD trot by RB Marcus Allen, who was also making his initial postseason appearance with the Red and Gold. With the score tied at 17-17, O'Donnell answered with a nine-play, 74-yard drive, hitting TE Eric Green for a 22-yard score to put Pittsburgh back ahead with 4:11 left in regulation.

After Kansas City went three-and-out on its next possession, the Steelers had a chance to run out the clock when they got the ball back with 3:00 remaining. However, the Chiefs defense would hold, setting the stage for Kansas City's special teams to swing the momentum back in favor of the home squad. TE Keith Cash swatted down P Mark Royals' punt, which was recovered by WR Fred Jones who returned the ball to the Pittsburgh nine-yard line.

Facing fourth-and-goal from the seven with 1:48 left, the ever-cool Montana found WR Tim Barnett in the back of the end zone to even the count at 24-24. Kansas City's defense would force Pittsburgh three-and-out once again, giving Montana and the Chiefs one final shot in regulation, but a 43-yard FG attempt from Lowery sailed wide right with 0:13 remaining, sending the game to overtime.

Kansas City won the toss, but was unable to move the ball. Pittsburgh got to midfield before it was forced to punt, setting up one final drive by Montana. After starting on their own 20-yard line, Kansas City moved to midfield and was deep in Pittsburgh territory after Montana hit Cash on an 18-yard strike. Five plays later, Lowery took the field on third down and drove the game-winning 32-yard FG through the uprights with 3:57 showing on the clock.



K Nick Lowery looks on after kicking one of his three field goal attempts in the game.

- STEELERS** — Cooper, 10-yard pass from O'Donnell (Anderson kick) (9-66, 5:00).
- CHIEFS** — Birden, 23-yard pass from Krieg (Lowery kick) (7-75, 2:21).
- STEELERS** — Anderson, 30-yard field goal (15-63, 7:05).
- STEELERS** — Mills, 26-yard pass from O'Donnell (Anderson kick) (6-51, 0:37).
- CHIEFS** — Lowery, 23-yard FG (11-49, 5:11).
- CHIEFS** — Allen, 2-yard run (Lowery kick) (9-80, 5:18).
- STEELERS** — Green, 22-yard pass from O'Donnell (Anderson kick) (9-74, 4:47).
- CHIEFS** — Barnett, 7-yard pass from Montana (Lowery kick) (4-9, 0:46).
- CHIEFS** — Lowery, 32-yard FG (11-66, 5:59).

TEAM STATISTICS	STEELERS	CHIEFS
First Downs	21	28
Total Net Yards	369	401
Rushes/Net Yards	35/97	33/125
Net Passing	272	276
Pass Attempts/Completions	42/23	44/29
Had Intercepted	0	0
Sacked/Yards Lost	3/14	4/23
Punts/Average	7/38.3	6/44.8
Penalties/Yards	5/40	5/25
Fumbles/Lost	1/0	0/0
Possession Time	34:58	36:05

RUSHING

- CHIEFS** — Allen 21-67, TD; Anders 5-27; Montana 4-13; McNair 2-9, Jones 1-9.
- STEELERS** — L. Thompson 25-60; Hoge 6-27; Stone 3-11; O'Donnell 1-(-1).

RECEIVING

- CHIEFS** — Cash 7-56; Birden 6-72, TD; Allen 4-29; Anders 3-30; Barnett 3-30, TD; Davis 2-47; Hayes 2-11; Hughes 1-15; McNair 1-9.
- STEELERS** — Graham 7-96; Mills 4-60, TD; Hoge 3-43; Stone 3-36; L. Thompson 3-4; Green 2-37, TD; Cooper 1-10, TD.

PASSING

- CHIEFS** — Montana 28-43-276, 1 TD, 0 INTs; Krieg 1-1-23, 1 TD, 0 INTs.
- STEELERS** — O'Donnell 23-42-286, 3 TDs, 0 INTs.

INTERCEPTIONS

- CHIEFS** — None.
- STEELERS** — None.

SACKS

- CHIEFS** — N. Smith 2.0; Bayless 1.0.
- STEELERS** — G. Williams 3.0; Lloyd 1.0.

FIELD GOALS

- CHIEFS** — Lowery (23) 43WR (32).
- CHARGERS** — Anderson (30).





1993 AFC DIVISIONAL PLAYOFF GAME

Chiefs 28, Oilers 20

January 16, 1994 • Astrodome • 64,011



KANSAS CITY 0 0 7 21 — 28
HOUSTON 10 0 0 10 — 20

Kansas City pulled a huge upset over heavily-favored Houston to advance to its first-ever AFC Championship Game with a 28-20 victory at the Astrodome. The contest marked the Chiefs first road playoff win since claiming a 17-7 triumph at Oakland in the '69 AFL Championship Game.

Houston was the NFL's hottest team heading into the playoffs, owning 11 consecutive wins to close the regular season and showed no signs of cooling down after jumping out to a 10-0 lead in the first quarter over the Chiefs. An interception by CB Steve Jackson on Kansas City's first drive set up a 49-yard FG by K Al Del Greco, while an 11-play, 80-yard Oilers scoring march was capped by a two-yard RB Gary Brown TD run.

Houston's defense had proclaimed the Astrodome as "The House of Pain," but it was Kansas City's defense which began to inflict some damage, registering three sacks and forcing three fumbles in the second quarter alone. While the Chiefs offense couldn't capitalize, it would be a sign of things to come. Kansas City finished the game with a team playoff-record 9.0 sacks and seven forced fumbles, including a pair of sacks apiece by CB Albert Lewis, LB Derrick Thomas, S Bennie Thompson and DT Joe Phillips. Thomas and DE Neil Smith each had two forced fumbles, as well.

The Chiefs finally got on the board in the third quarter when QB Joe Montana threw a seven-yard TD pass to TE Keith Cash, who emphatically spiked the ball into a banner bestowed with the likeness of Oilers defensive coordinator Buddy Ryan. But Cash's exclamation point was nothing compared to the mayhem that would ensue in the fourth quarter.

Another interception by Houston led to a 43-yard FG that put the Oilers ahead 13-7. But the Chiefs grabbed their first lead of the day just three plays later with an 11-yard TD catch by WR J.J. Birden. On the Oilers next play from scrimmage, Thomas unleashed his patented sack-and-strip maneuver on RB Warren Moon with Chiefs DT Dan Saleaumua scooping up the loose ball at the Houston 20-yard line. This time Montana – who finished the contest with 299 yards – found WR Willie Davis for an 18-yard TD to push the Chiefs advantage to 21-13.

The Oilers wouldn't relent. Moon – who compiled 306 yards on the day – promptly responded with a seven-yard scoring strike to WR Ernest Givins to keep Houston in it with the score 21-20. Kansas City would produce a one-two knockout combination on its next drive. Cash snared a 41-yard pass from Montana on a third-and-one situation from the Kansas City 30-yard line. Then, faced with third-and-two at the Houston 21-yard line, RB Marcus Allen burst through the middle of the line for a 21-yard TD dash to make the score 28-20.

A final sack from Thomas would all but seal the Oilers fate as the Chiefs turned "The House of Pain" into a house of horrors for Houston in the final NFL postseason game ever played in the Astrodome.

- OILERS** — Del Greco, 49-yard FG (4-8, 1:13).
- OILERS** — Brown, 2-yard run (Del Greco kick) (11-80, 6:30).
- CHIEFS** — Cash, 7-yard pass from Montana (Lowery kick) (7-71, 3:30).
- OILERS** — Del Greco, 43-yard FG (4-1, 1:59).
- CHIEFS** — Birden, 11-yard pass from Montana (Lowery kick) (2-71, 0:59).
- CHIEFS** — Davis, 18-yard pass from Montana (Lowery kick) (3-12, 0:42).
- OILERS** — Givins, 7-yard pass from Moon (Del Greco kick) (9-80, 4:09).
- CHIEFS** — Allen, 21-yard run (Lowery kick) (6-79, 1:40).

TEAM STATISTICS	OILERS	CHIEFS
First Downs	19	18
Total Net Yards	277	354
Rushes/Net Yards	14/39	18/71
Net Passing	238	283
Pass Attempts/Completions	43/32	38/22
Had Intercepted	1	2
Sacked/Yards Lost	9/68	2/16
Punts/Average	5/48.6	5/45.0
Penalties/Yards	3/63	7/51
Fumbles/Lost	7/2	0/0
Possession Time	35:42	24:18

RUSHING

- CHIEFS** — Allen 14-74, TD; Anders 1-0; Montana 1-(-1); Krieg 2-(-2).
- OILERS** — Moon 3-22; Brown 11-17, TD.

RECEIVING

- CHIEFS** — Birden 6-60, TD; Davis 5-96, TD; Cash 4-80, TD; Barnett 2-24; McNair 2-9; Allen 1-12; Hayes 1-9; F. Jones 1-9.
- OILERS** — Jeffires 9-88; Givins 7-63, TD; Wellman 6-80; Duncan 6-49; Brown 4-26.

PASSING

- CHIEFS** — Montana 22-38-299, 3 TDs, 2 INTs; Krieg 0-0-0, 0 TDs, 0 INTs.
- OILERS** — Moon 32-43-306, 1 TD, 1 INT.

INTERCEPTIONS

- CHIEFS** — Mincy 1-12.
- OILERS** — Jackson 1-14; Hoage 1-0.

SACKS

- CHIEFS** — Lewis 2.0; Phillips 2.0; D. Thomas 2.0; B. Thompson 2.0; N. Smith 1.0.
- OILERS** — Fuller 1.0; Lathon 1.0.

FIELD GOALS

- CHIEFS** — None.
- OILERS** — Del Greco (49) (43).



QB Joe Montana and WR J.J. Birden celebrate after an 11-yard fourth quarter touchdown pass.





1993 AFC CHAMPIONSHIP GAME

Bills 30, Chiefs 13

January 23, 1994 • Rich Stadium • 76,642



KANSAS CITY 6 0 7 0 — 13
BUFFALO 7 13 0 10 — 30

The Chiefs knew that they had to stop the run in order to dethrone the reigning three-time AFC Champion Buffalo Bills on their home turf. Unfortunately, the 229 rushing yards amassed by the Bills provided all that was necessary in a 30-13 AFC Championship Game setback at Rich Stadium. Although the Chiefs were outgained by just 51 yards (389 to 338), they allowed RB Thurman Thomas to gain 186 of Buffalo's 229 rushing yards.

Kansas City was in uncharted territory as the club was playing in its first-ever AFC title game and vying for its first Super Bowl appearance since '69, while the Bills were playing in an unprecedented fourth straight AFC Championship Game.

Neither team's offense was able to move the ball effectively at the start of the first quarter. Midway through the frame though, Thomas would start to get on track as his easy 12-yard TD scamper gave the Bills a 7-0 lead.

Kansas City would answer as QB Joe Montana orchestrated a 10-play, 52-yard drive that culminated with a 31-yard FG by K Nick Lowery. S Bennie Thompson then forced Bills WR Russell Copeland to fumble on the ensuing kickoff. WR Fred Jones scooped up the loose ball, setting the stage for another 31-yard FG to cut Buffalo's lead to one as the first quarter came to a close.

The second quarter was all Buffalo as the club scored on three straight possessions, getting a three-yard TD run from Thomas and FGs of 23 and 25 yards from K Steve Christie. The Chiefs had a chance to cut into the lead as the half ended, but a pass by Montana slipped through the hands of FB Kimble Anders, stationed in the end zone, and into the waiting arms of Buffalo S Henry Jones. The Bills took a 20-6 lead into the half as Thomas had already amassed 129 yards on the ground.

The Chiefs got the ball to open the second half, but three plays into the third quarter Montana was slammed to the turf by S Matt Darby and LB Darryl Talley, suffering a concussion on the play. Montana was sidelined for the remainder of a very chilly afternoon as QB Dave Krieg came off the bench.

With 2:58 left in the third quarter, Kansas City shaved the Bills lead to seven points with a 14-play, 90-yard drive that culminated in a one-yard plunge by RB Marcus Allen. But Buffalo countered with an 18-yard FG and a three-yard TD run by Thomas to make the count 30-13.

Kansas City's last legitimate comeback hope evaporated when Krieg was picked off at the goal line by CB James Williams with 3:23 left. Krieg would get the club as close as the Buffalo one-yard line on the Chiefs final drive, but it would not matter as time expired on Kansas City and its Super Bowl aspirations.

- BILLS** — T. Thomas, 12-yard run (Christie kick) (6-47, 1:52).
- CHIEFS** — Lowery, 31-yard FG (10-51, 4:45).
- CHIEFS** — Lowery, 31-yard FG (5-11, 1:35).
- BILLS** — T. Thomas, 3-yard run (Christie kick) (9-80, 3:37).
- BILLS** — Christie, 23-yard FG (10-41, 3:31).
- BILLS** — Christie, 25-yard FG (10-56, 3:55).
- CHIEFS** — Allen, 1-yard run (Lowery kick) (14-90, 7:18).
- BILLS** — Christie, 18-yard FG (14-79, 6:11).
- BILLS** — T. Thomas, 3-yard run (Christie kick) (8-52, 4:41).

TEAM STATISTICS	BILLS	CHIEFS
First Downs	30	22
Total Net Yards	389	338
Rushes/Net Yards	46/229	21/52
Net Passing	160	286
Pass Attempts/Completions	27/17	52/25
Had Intercepted	0	2
Sacked/Yards Lost	0/0	4/37
Punts/Average	4/33.3	6/40.8
Penalties/Yards	2/10	6/29
Fumbles/Lost	1/1	1/0
Possession Time	30:40	29:20

RUSHING

- CHIEFS** — Allen 18-50, TD; Anders 2-1; Montana 1-1.
- BILLS** — T. Thomas 33-186, 3 TDs; K. Davis 10-32; Reed 1-8; Kelly 2-3.

RECEIVING

- CHIEFS** — Cash 6-87; W. Davis 5-57; Birden 4-60; Allen 2-36; McNair 2-33; Hayes 2-14; E. Thompson 1-12; Hughes 1-11; Anders 1-7; Szott 1-6.
- BILLS** — Reed 4-49; Brooks 4-34; Metzelaars 4-29; T. Thomas 2-22; Beebe 2-19; McKeller 1-7.

PASSING

- CHIEFS** — Montana 9-23-125, 0 TDs, 1 INT; Krieg 16-29-198, 0 TDs, 1 INT.
- BILLS** — Kelly 17-27-160, 0 TDs, 0 INTs.

INTERCEPTIONS

- CHIEFS** — None.
- BILLS** — H. Jones 1-15; J. Williams 1-0.

SACKS

- CHIEFS** — None.
- BILLS** — Hansen 1.0; B. Smith 1.0; Talley 1.0; Wright 1.0.

FIELD GOALS

- CHIEFS** — Lowery (31) (31).
- BILLS** — Christie (23) (25) (18).



Bills WR Andre Reed catches a 28-yard pass from QB Jim Kelly in front of Chiefs CB Bruce Pickens.





1994 AFC WILD CARD PLAYOFF GAME

Dolphins 27, Chiefs 17

December 31, 1994 • Joe Robbie Stadium • 67,487



KANSAS CITY 14 3 0 0 — 17
MIAMI 7 10 10 0 — 27

In a game that proved to be the final contest of QB Joe Montana's legendary career, the Chiefs signal-caller provided a dramatic first-half showdown with fellow Western Pennsylvania native, Dolphins QB Dan Marino. But after these two legendary passers dueled to a 17-17 halftime tie, Miami pulled away in the second half behind Marino for a 27-17 victory.

The Chiefs outgained Miami by a 414 to 381 margin in total yardage, but a pair of second-half turnovers and a staunch Dolphins defense was too much to overcome. Neither club was able to mount a substantial pass rush as Chiefs LB Derrick Thomas recorded the game's only sack in his return to his hometown.

Both quarterbacks were nearly flawless in the first 30 minutes as Montana completed 12-of-15 passes for 178 yards and two TDs, while Marino hit on 14-of-16 attempts for 162 yards and one score as the two squads each scored on their first three possessions.

Montana started the shootout by guiding an exquisite 11-play, 80-yard drive that was capped with a one-yard play-action TD toss to TE Derrick Walker. Marino immediately answered with a nearly-identical, 10-play, 72-yard march that ended with a one-yard plunge by RB Bernie Parmalee to tie the score at 7-7.

Kansas City struck quickly on its next possession as Montana found FB Kimble Anders on a 67-yard screen pass that hit paydirt. The two clubs then traded field goals before Marino produced a monster 13-play, 80-yard drive that consumed 5:50 off the clock. A one-yard TD pass to TE Ronnie Williams with 0:22 remaining in the second quarter ended an exquisite half of football with the score deadlocked at 17-17.

Marino picked up right where he left off on the opening possession of the second half, putting the Dolphins ahead 24-17 on a seven-yard scoring strike to WR Irving Fryar. This time the Chiefs and Montana could not answer, going three-and-out on their next two drives. Meanwhile, Miami tacked on a 40-yard FG from K Pete Stoyanovich to go up 27-17.

The Dolphins defense then clamped down in the fourth quarter. CB J.B. Brown picked off a Montana pass in the end zone to thwart a golden scoring opportunity, while S Michael Stewart forced a rare fumble by RB Marcus Allen as Kansas City crossed into Miami territory on its next possession.

Miami was then content to grind it out on the ground, consuming over five minutes off the clock before the Chiefs could regain possession. Montana managed to get Kansas City as close as the Dolphins 19-yard line before his final professional pass fell incomplete on fourth down as he attempted to find WR Willie Davis. He finished the game with 314 yards going 26-of-37 passing with two TDs and one interception, while Marino ended the day by completing 22 of 29 attempts for 257 yards with two TD passes and no interceptions.



TE Derrick Walker catches a one-yard touchdown pass from QB Joe Montana to open the game's scoring.

- CHIEFS** — D. Walker, 1-yard pass from Montana (Elliott kick) (11-80, 6:28).
- DOLPHINS** — Parmalee, 1-yard run (Stoyanovich kick) (10-72, 6:12).
- CHIEFS** — Anders, 57-yard pass from Montana (Elliott kick) (4-83, 1:40).
- DOLPHINS** — Stoyanovich, 40-yard FG (7-35, 3:25).
- CHIEFS** — Elliott, 21-yard FG (12-69, 6:03).
- DOLPHINS** — R. Williams, 1-yard pass from Marino (Stoyanovich kick) (13-80, 5:50).
- DOLPHINS** — Fryar, 7-yard pass from Marino (Stoyanovich kick) (6-64, 3:02).
- DOLPHINS** — Stoyanovich, 40-yard FG (10-59, 4:48).

TEAM STATISTICS	DOLPHINS	CHIEFS
First Downs	22	24
Total Net Yards	381	414
Rushes/Net Yards	31/132	23/100
Net Passing	249	314
Pass Attempts/Completions	29/22	37/26
Had Intercepted	0	1
Sacked/Yards Lost	1/8	0/0
Punts/Average	3/43.3	2/40.0
Penalties/Yards	6/50	4/15
Fumbles/Lost	0/0	3/1
Possession Time	27:30	32:30

RUSHING

- CHIEFS** — Allen 14-64; Anders 5-17; Hill 2-14; Montana 2-5.
- DOLPHINS** — Parmalee 18-57, TD; Spikes 9-49; McDuffie 1-19; Marino 2-4; Craver 1-3.

RECEIVING

- CHIEFS** — Anders 6-103, TD; Allen 5-49; Birden 4-56; Cash 3-38; D. Walker 3-27, TD; Dawson 3-21; Hill 1-11; Davis 1-9.
- DOLPHINS** — Fryar 6-71, TD; Craver 4-35; Parmalee 2-34; Jackson 2-29; M. Williams 2-28; McDuffie 2-25; Saxon 2-24; Miller 1-10; R. Williams 1-1, TD.

PASSING

- CHIEFS** — Montana 26-37-314, 2 TDs, 1 INT.
- DOLPHINS** — Marino 22-29-257, 2 TDs, 0 INTs.

INTERCEPTIONS

- CHIEFS** — None.
- DOLPHINS** — Brown 1-24.

SACKS

- CHIEFS** — Thomas 1.0.
- DOLPHINS** — None.

FIELD GOALS

- CHIEFS** — Elliott (21).
- DOLPHINS** — Stoyanovich (40) (40).





1995 AFC DIVISIONAL PLAYOFF GAME

Colts 10, Chiefs 7

January 7, 1996 • Arrowhead Stadium • 77,594



INDIANAPOLIS 0 7 3 0 — 10
KANSAS CITY 7 0 0 0 — 7

Frigid conditions, four turnovers and three missed field goals contributed to one of the most shocking upsets in Chiefs history as Kansas City (13-3) suffered a 10-7 loss to Indianapolis (9-7) at Arrowhead.

A kickoff temperature of 11 degrees and a wind chill of -9 seemingly did little to faze the dome-dwelling Colts. Indianapolis didn't lose any of its four fumbles and despite missing two field goals, the Colts still made one when it counted as Kansas City squandered a solid effort from its league-leading scoring defense.

The Chiefs got off to a promising start, putting together a five-play, 62-yard TD drive on their third possession of the game. That march culminated with a 20-yard scoring pass from QB Steve Bono to WR Lake Dawson to give Kansas City its only score of the day and a 7-0 lead.

Colts QB Jim Harbaugh then made arguably the biggest play of the game on Indianapolis' next possession. Facing third-and-11 at his own 22-yard line, Harbaugh scrambled for an 18-yard gain. The Colts would convert six times on either third or fourth down on the drive, including a five-yard TD catch by WR Floyd Turner on third down which capped an 18-play, 77-yard drive that ate 8:40 off the clock and tied the count at 7-7.

Indianapolis K Cary Blanchard was short on a 47-yard FG after a Kansas City fumble. Chiefs K Lin Elliott had a shot to put his team ahead with 0:12 left in the first half, but he was wide right from 35 yards out as the contest remained tied at halftime.

Kansas City boasted an NFL-best +12 turnover differential during the regular season and forced its only takeaway of the day when CB Mark Collins picked off Harbaugh, but just two plays later, Bono was intercepted by CB Ashley Ambrose, setting up a 30-yard Blanchard FG to put Indianapolis ahead 10-7 with 2:48 left in the third quarter.

Kansas City's defense kept it close in the final 15 minutes, but it was not enough. Elliott was wide right on a 39-yard FG to open the fourth quarter and Bono was picked off by LB Quentin Coryatt on the Chiefs next possession. Kansas City still appeared to have a shot when Blanchard's 49-yard FG fell short with 5:44 left in the game, but three plays later Bono was picked off by CB Eugene Daniel. However, the Chiefs defense held once again, setting the stage for one final drive with 4:12 remaining in the contest.

QB Rich Gannon came on in relief of Bono and took over at the Chiefs 18-yard line. He methodically moved the club downfield, converting three third downs, including a 14-yard scramble that put Kansas City at the Colts 25-yard line with 0:56 left. Gannon narrowly missed WR Lake Dawson in the end zone on third down, setting the stage for a final field goal attempt by Elliott from 42 yards out. The kick sailed wide left as Indianapolis claimed a 10-7 victory and advanced to the AFC Championship Game.

- CHIEFS** — Dawson, 20-yard pass from Bono (Elliott kick) (5-62, 2:28).
- COLTS** — Turner, 5-yard pass from Harbaugh (Blanchard kick) (18-77, 8:40).
- COLTS** — Blanchard, 30-yard FG (9-35, 4:35).

TEAM STATISTICS	COLTS	CHIEFS
First Downs	16	15
Total Net Yards	249	281
Rushes/Net Yards	39/147	28/129
Net Passing	102	152
Pass Attempts/Completions	27/12	33/16
Had Intercepted	1	3
Sacked/Yards Lost	2/10	0/0
Punts/Average	6/36.5	4/36.8
Penalties/Yards	6/38	3/29
Fumbles/Lost	4/0	1/1
Possession Time	33:14	26:46

RUSHING

- CHIEFS** — Allen 21-94; Gannon 2-19; Anders 5-16.
- COLTS** — Warren 20-76; Harbaugh 9-48; Crockett 6-12; Humphrey 4-11.

RECEIVING

- CHIEFS** — Anders 7-44; Dawson 4-70, TD; Allen 2-21; Slaughter 2-10; Walker 1-7.
- COLTS** — Dawkins 4-37; Bailey 2-37; Warren 2-18; Turner 2-15, TD; Crockett 2-5.

PASSING

- CHIEFS** — Bono 11-25-122, 1 TD, 3 INTs; Gannon 5-8-30, 0 TDs, 0 INTs.
- COLTS** — Harbaugh 12-27-112, 1 TD, 1 INT.

INTERCEPTIONS

- CHIEFS** — Collins 1-0.
- COLTS** — Daniel 1-13; Coryatt 1-10; Ambrose 1-2.

SACKS

- CHIEFS** — Booker 1.0; N. Smith 1.0.
- COLTS** — None.

FIELD GOALS

- CHIEFS** — Elliott 35WR 39WL 42WL.
- COLTS** — Blanchard 47S (30) 49S.



LB Derrick Thomas, DE Neil Smith and the Chiefs can't overcome the combination of bone-chilling cold and Colts QB Jim Harbaugh.





1997 AFC DIVISIONAL PLAYOFF GAME

Broncos 14, Chiefs 10

January 4, 1998 • Arrowhead Stadium • 76,965



DENVER 0 7 0 7 — 14
KANSAS CITY 0 0 10 0 — 10

The two teams with the AFC's best regular season records squared off as Kansas City (13-3) and Denver (12-4) met for the first time in postseason play. The Chiefs boasted the NFL's top scoring defense (14.5 ppg), while the Broncos owned the league's number one scoring offense (29.5 ppg), but it was Denver that claimed a 14-10 victory in what would be the final contest of RB Marcus Allen's storied Hall of Fame career.

Kansas City outgained Denver by 303 to 272 total yards and held a +2 edge in the turnover column, but an inability to put points on the board in several key situations cost the Chiefs a chance to host the AFC Championship Game. After the two teams battled through a scoreless first quarter, Kansas City appeared to get on the board first, but was flagged for holding on a 34-yard FG by K Pete Stoyanovich, who had missed just one FG during the regular season. However, Stoyanovich's ensuing 44-yard attempt went wide left to leave the count at 0-0.

Denver QB John Elway then marched the Broncos on an eight-play, 65-yard scoring drive that culminated with a one-yard TD run by RB Terrell Davis, who would finish the game with 25 carries for 101 yards. Kansas City could not get back into scoring range, as the Broncos took a 7-0 lead into the intermission.

Chiefs QB Elvis Grbac opened the second half with a 34-yard pass to WR Andre Rison, who finished the day with 110 receiving yards. The game's most pivotal sequence would follow. Facing third-and-goal at the Denver three, Grbac connected with rookie TE Tony Gonzalez, who appeared to be forced out of the end zone by Broncos CB Darrien Gordon. However, the play was ruled an incompleteness, forcing the Chiefs to settle for a 20-yard FG to cut the gap to 7-3.

With Denver poised at the Kansas City 11-yard line on its next drive, Chiefs DE John Browning forced a fumble by RB Derek Loville to thwart a Broncos scoring opportunity. After both squads exchanged punts, Grbac found WR Joe Horn on a 50-yard strike to set up a 12-yard TD pass to Gonzalez, giving the Chiefs a short-lived 10-7 advantage. However, Davis found paydirt from one-yard out on the Broncos ensuing drive to retake the lead at 14-10.

Kansas City got as deep as the Denver 31-yard line on its next possession and lined up in field goal formation on fourth-and-six, but holder P Louie Aguiar ran with the ball and was tackled three yards short of a first down. Kansas City began its last possession with 4:04 left. Grbac found Rison for a 23-yard gain to move Kansas City to the Broncos 28 with 1:51 left as the Chiefs used their final time out. Facing fourth-and-two at the Denver 20-yard line with 0:19 remaining, Grbac's final pass into the end zone was batted down by Gordon as Denver held on to claim the 14-10 victory.

BRONCOS — T. Davis, 1-yard run (Elam kick) (8-65, 4:51).
CHIEFS — Stoyanovich, 20-yard FG (11-67, 5:18).
CHIEFS — Gonzalez, 12-yard pass from Grbac (Stoyanovich kick) (4-65, 1:35).
BRONCOS — T. Davis, 1-yard run (Elam kick) (6-49, 2:38).

TEAM STATISTICS	BRONCOS	CHIEFS
First Downs	16	18
Total Net Yards	272	303
Rushes/Net Yards	32/109	24/77
Net Passing	163	226
Pass Attempts/Completions	19/10	37/24
Had Intercepted	0	0
Sacked/Yards Lost	1/7	4/34
Punts/Average	6/36.2	5/46.4
Penalties/Yards	8/64	7/65
Fumbles/Lost	4/2	2/0
Possession Time	28:54	31:06

RUSHING

CHIEFS — Allen 12-37; Grbac 4-22; Anders 3-9; Bennett 3-4; Aguiar 1-3; Hill 1-2.
BRONCOS — T. Davis 25-101, 2 TDs; Griffith 4-9; Loville 2-0; Elway 1-(-1).

RECEIVING

CHIEFS — Rison 8-110; Popson 5-26; Gonzalez 3-26, TD; Dawson 2-20; Anders 2-4; Horn 1-50; Hughes 1-13; Allen 1-8; Vanover 1-3.
BRONCOS — McCaffrey 3-56; Sharpe 2-33; R. Smith 2-19; Carswell 1-26; Green 1-19; T. Davis 1-17.

PASSING

CHIEFS — Grbac 24-37-260, 1 TD, 0 INTs.
BRONCOS — Elway 10-19-170, 0 TDs, 0 INTs.

INTERCEPTIONS

CHIEFS — None.
BRONCOS — None.

SACKS

CHIEFS — Woods 1.0.
BRONCOS — N. Smith 2.0; A. Williams 2.0.

FIELD GOALS

CHIEFS — Stoyanovich 44WL (20).
BRONCOS — None.



QB John Elway and the Broncos do just enough to slip past the Chiefs at Arrowhead Stadium.





2003 AFC DIVISIONAL PLAYOFF GAME

Colts 38, Chiefs 31

January 11, 2004 • Arrowhead Stadium • 79,159



INDIANAPOLIS 14 7 10 7 — 38
KANSAS CITY 3 7 14 7 — 31

The NFL's top two scoring offenses and two of the game's brightest stars battled in an offensive shootout at Arrowhead in which Indianapolis prevailed by a 38-31 margin. RB Priest Holmes finished the game with a Chiefs single-game postseason record with 176 rushing yards and tied a club playoff record with two rushing TDs. Colts QB Peyton Manning was just as good, throwing for 304 yards with three scores and posting an impeccable 138.8 rating.

In a game that featured no punts, just one turnover and only five total penalties, Manning's nearly-perfect performance kept the Colts one step ahead of Kansas City all afternoon. It marked just the third time in NFL postseason history that neither team was forced to punt and was the first time it had occurred since the '82 NFL Playoffs. Kansas City would draw within seven points three times in the second half, but Manning always had an answer.

Manning, the NFL's Co-MVP, opened the game with a 29-yard TD pass to WR Brandon Stokley. Kansas City would answer with a 22-yard field goal from Morten Andersen when Holmes was stopped on third-and-goal from the three. However, Manning and company kept the pressure on with an 11-yard TD run from RB Edgerrin James for a 14-3 lead.

The Chiefs rallied back as Chiefs QB Trent Green found WR Dante Hall on a nine-yard TD, cutting the deficit to 14-10. However, the Colts put together another impressive march, as Manning again capped it with a two-yard TD strike to FB Tom Lopienski for a 21-10 lead.

The scoring torrent finally abated as the Chiefs failed to score on their final first-half possession, thanks to a 31-yard touchdown that was called back on an offensive pass interference call on TE Tony Gonzalez and a missed 31-yard field goal.

Holmes ripped off a 48-yard dash on the second play of the third quarter, but had the ball ripped loose by CB David Macklin who recovered the fumble at the Colts 22-yard line. Indianapolis would cash the turnover in with a 45-yard FG from K Mike Vanderjagt for a 24-10 lead.

Holmes would exact revenge on the Chiefs next drive as he accounted for 44 yards rushing and a one-yard TD dive. After a Manning-to-Reggie Wayne TD pass boosted the Colts margin to 31-17 late in the third quarter, WR Dante Hall responded by returning the ensuing kickoff 92 yards for his second TD of the game. Hall's 208 kickoff return yards on the day set a Chiefs single-game postseason record and were the third-highest total in NFL postseason history (now fifth most).

Indianapolis would answer with a one-yard TD from James, building an insurmountable 38-24 lead. The Chiefs made it interesting though as Holmes scored on a one-yard TD run with 4:22 remaining to make the score 38-31. Kansas City's defense couldn't get the ball back until just 0:08 remained on the clock, leaving the Chiefs out of time for a comeback.



RB Priest Holmes rushed for a team record 176 yards and tied the franchise record with two rushing touchdowns.

- COLTS** — Stokley, 29-yard pass from Manning (Vanderjagt kick) (10-70, 5:40).
- CHIEFS** — Andersen, 22-yard field goal (11-73, 5:42).
- COLTS** — James, 11-yard run (Vanderjagt kick) (6-76, 3:01).
- CHIEFS** — Hall, 9-yard pass from Green (Andersen kick) (12-77, 7:02).
- COLTS** — Lopienski, 2-yard pass from Manning (Vanderjagt kick) (9-71, 4:06).
- COLTS** — Vanderjagt, 45-yard field goal (11-51, 5:08).
- CHIEFS** — Holmes, 1-yard run (Andersen kick) (8-55, 3:58).
- COLTS** — Wayne, 19-yard pass from Manning (Vanderjagt kick) (7-64, 3:38).
- CHIEFS** — Hall, 92-yard kickoff return (Andersen kick) (0-0, 0:13).
- COLTS** — James, 1-yard run (Vanderjagt kick) (10-81, 5:21).
- CHIEFS** — Holmes, 1-yard run (Andersen kick) (17-76, 6:52).

TEAM STATISTICS	COLTS	CHIEFS
First Downs	27	24
Total Net Yards	434	408
Rushes/Net Yards	32/142	30/196
Net Passing	292	212
Pass Attempts/Completions	30/22	30/18
Had Intercepted	0	0
Times Sacked/Yards	1.0/12.0	0.0/0.0
Punts/Average	0/0.0	0/0.0
Penalties/Yards	1/5	4/30
Fumbles/Lost	0/0	1/1
Possession Time	32:13	27:47

RUSHING

- CHIEFS** — Holmes 24-176, 2 TDs; Green 3-18; Morton 1-5; Blaylock 2-(-3).
- COLTS** — James 26-125, 2 TDs; Rhodes 5-18; Manning 1-(-1).

RECEIVING

- CHIEFS** — Holmes 5-32; Gonzalez 4-55; Kennison 3-50; Hall 2-19, TD; Boerigter 1-21; Morton 1-14; Blaylock 1-11; Richardson 1-10.
- COLTS** — Harrison 6-98; Wayne 6-83, TD; Stokley 4-57, TD; Pollard 3-41; James 1-16; Davenport 1-7; Lopienski 1-2, TD.

PASSING

- CHIEFS** — Green 18-30-212, 1 TD, 0 INTs.
- COLTS** — Manning 22-30-304, 3 TDs, 0 INTs.

INTERCEPTIONS

- CHIEFS** — None.
- COLTS** — None.

SACKS

- CHIEFS** — Truluck 1.0.
- COLTS** — None.

FIELD GOALS

- CHIEFS** — Andersen (22) 31WL.
- COLTS** — Vanderjagt (45).





2006 AFC WILD CARD PLAYOFF GAME

Colts 23, Chiefs 8

January 6, 2007 • RCA Dome • 57,215



KANSAS CITY 0 0 8 0 — 8
INDIANAPOLIS 6 3 7 7 — 23

The Chiefs fell behind 16-0 in an AFC Wild Card contest at Indianapolis and never could find the offensive rhythm to get back into the game, falling by a score of 23-8 at the RCA Dome. The Colts outgained the Chiefs by a 435 to 126 margin in total yards and limited Kansas City to just one-of-11 on third downs.

Despite a valiant defensive effort by Kansas City that held the Colts third-ranked offense out of the end zone for over 40 minutes, Indy shut down the Chiefs offensive attack. The Colts dominated nearly every category of the first half, but Kansas City's defense kept them in the game by forcing three QB Peyton Manning interceptions and relinquishing three first-half FGs, instead of TDs.

The Chiefs went three and out on each of their six first-half possessions and the Colts capitalized on three of their ensuing drives. On Indianapolis' first drive, rookie RB Joseph Addai ripped off runs of 10 and nine yards to set up a 48-yard field goal.

On the Colts second drive, Manning and WR Marvin Harrison converted on third-and-eight with a 42-yard pass to the Chiefs 25-yard line. Indianapolis would reach the Kansas City one-yard line, but like they did on the first drive, the Chiefs defense forced them to settle for a 19-yard K Adam Vinatieri field goal and a 6-0 lead.

The Chiefs squandered a golden opportunity to take the lead in the second quarter. CB Ty Law – who was no stranger to the playoffs with 13 postseason starts – intercepted Manning for his fifth postseason interception and returned it to the Colts nine-yard line. RB Larry Johnson ran the ball to the two, setting up third-and-goal. However QB Trent Green fell on third down after being stepped on as he pulled from center. Things got worse for Kansas City when K Lawrence Tynes' 23-yard field goal try hit the left upright, leaving the score at 6-0.

Kansas City dodged another bullet when rookie S Jarrad Page picked off Manning at the Kansas City two-yard line with 1:50 left in the first half. However, once again, the Chiefs offense couldn't move the ball and the Colts were able to sneak in a third field goal, this time from 50 yards out, to make it 9-0 at intermission.

Manning would throw his third interception of the game on the opening possession of the second half, as Law snared his sixth postseason interception, his fifth career playoff pickoff of Manning. The Chiefs couldn't convert the turnover into points and instead watched Indianapolis rattle off a 12-play, 89-yard TD drive. Manning completed four passes before Addai scored on a six-yard TD run to increase the Colts lead to 16-0.

With 3:38 remaining in the third quarter, the Chiefs finally notched their initial first down of the game on a six-yard pass from Green to TE Tony Gonzalez. That jump-started the offense as they would rattle off 60 yards en route to a Green-to-Gonzalez six-yard TD. A successful two-point conversion from Green to TE Kris Wilson cut the Colts lead to 16-8 after three quarters.

The one-possession deficit would not last long however as the Colts engineered a back-breaking, nine-play, 71-yard scoring drive that finished with a Manning-to-WR Reggie Wayne five-yard TD and moved Indianapolis ahead by a 23-8 margin.

The Chiefs still had hope with 4:00 left when they moved the ball to the Indy 26-yard line, but Green was sacked and stripped by DE Robert Mathis. Indianapolis would register its third turnover of the game on Kansas City's final possession, clinching the Colts 23-8 win.

- COLTS** — Vinatieri, 48-yard field goal (10-39, 4:51).
- COLTS** — Vinatieri, 19-yard field goal (10-68, 4:57).
- COLTS** — Vinatieri, 50-yard field goal (6-33, 0:50).
- COLTS** — Addai, 6-yard run (Vinatieri kick) (12-89, 6:56).
- CHIEFS** — Gonzalez, 6-yard pass from Green (Green-Wilson pass) (8-60, 4:06).
- COLTS** — Wayne, 5-yard pass from Manning (Vinatieri kick) (9-71, 4:52).

TEAM STATISTICS	COLTS	CHIEFS
First Downs	28	7
Total Net Yards	435	126
Rushes/Net Yards	40/188	17/44
Net Passing	247	82
Pass Attempts/Completions	39/31	24/14
Had Intercepted	3	2
Times Sacked/Yards	1.0/5.0	4.0/25.0
Punts/Average	2/38.0	6/52.3
Penalties/Yards	3/40	2/13
Fumbles/Lost	1/0	2/1
Possession Time	39:23	20:37

RUSHING

- CHIEFS** — L. Johnson 13-32; D. Hall 2-14; Bennett 1-1; Green 1-(-3).
- COLTS** — Addai 25-122, TD; Rhodes 13-68; Manning 2-(-2).

RECEIVING

- CHIEFS** — L. Johnson 5-29; Gonzalez 4-25, TD; Wilson 2-29; D. Hall 2-12; Bennett 1-12.
- COLTS** — Clark 9-103; Addai 7-26; Wayne 5-36, TD; Harrison 2-48; Rhodes 2-24; Moorehead 2-18; Utecht 2-17; Fletcher 1-(-4); Boiman 1-(-16).

PASSING

- CHIEFS** — Green 14-24-107, 1 TD, 2 INTs.
- COLTS** — Manning 30-38-268, 1 TD, 3 INTs; Smith 1-1-(-16), 0 TDs, 0 INTs.

INTERCEPTIONS

- CHIEFS** — Law 2-43; Page 1-12.
- COLTS** — Sanders 1-17; Bethea 1-16.

SACKS

- CHIEFS** — Surtain 1.0.
- COLTS** — Freney 2.0; McFarland 1.0; Mathis 0.5; Schobel 0.5.

FIELD GOALS

- CHIEFS** — Tynes 23LU.
- COLTS** — Vinatieri (48) (19) (50).



CB Ty Law records two interceptions of QB Peyton Manning in the game.





2010 AFC WILD CARD PLAYOFF GAME

Ravens 30, Chiefs 7

January 9, 2011 • Arrowhead Stadium • 72,190



BALTIMORE 3 7 13 7 — 30
KANSAS CITY 7 0 0 0 — 7

The Chiefs were within striking distance at halftime, trailing by only a 10-7 margin, but four second-half turnovers doomed Kansas City as Baltimore pulled away for a 30-7 victory. The Chiefs defense registered 4.0 sacks, including 2.0 from LB Tamba Hali.

The Chiefs won the toss, deferred to the second half and kicked off to open the game. Baltimore promptly moved down field and was poised with first and goal at the Chiefs one-yard line, but Kansas City's defense made a goal-line stand, rebuffing the Ravens on three-straight plays. QB Joe Flacco's third-down pass was broken up by S Eric Berry, setting up a 19-yard K Billy Cundiff FG that gave Baltimore a 3-0 lead.

Kansas City went three-and-out on its opening drive. On Baltimore's ensuing possession, Hali recorded a sack and strip of Flacco and jumped on the ball, giving the Chiefs great field position at the Baltimore 46-yard line. Two plays later, RB Jamaal Charles reeled off a 41-yard TD scamper, the longest postseason TD run in team history, to put the Chiefs up 7-3 with 2:09 left in the first quarter.

On Kansas City's next possession, a fumble by Charles set up Baltimore at their own 45, but Kansas City's defense held. The teams exchanged punts before Flacco and company again moved into Chiefs territory. A nine-yard TD pass from Flacco to RB Ray Rice put the Ravens up 10-7 with 0:19 left to play before halftime, capping an 11-play, 80-yard scoring drive.

On the third play of the third quarter, QB Matt Cassel's pass intended for TE Tony Moeaki was batted into the air and intercepted by S Haruki Nakamura. However, a hustling Charles stripped and recovered the ball at the Kansas City 32-yard line, giving the Chiefs a fresh set of downs.

Kansas City moved the ball to the Baltimore 33-yard line, but Charles was thrown for a four-yard loss on fourth and one. Cundiff knocked through a 29-yard FG on the Ravens ensuing drive, extending their lead to 13-7 with 6:36 left in the third quarter.

Chiefs WR Dexter McCluster fumbled the ball on Kansas City's ensuing possession, setting up Baltimore at the Chiefs 17-yard line. Cundiff connected on another 29-yard FG, putting the Ravens up 16-7 with 4:20 left in the third quarter.

Two plays later, Cassel's pass for Moeaki was intercepted by S Dawan Landry, putting the Ravens at the Kansas City 21-yard line. Flacco then hit WR Anquan Boldin in the back of the end zone for a four-yard TD pass, pushing the Ravens advantage to 23-7.

On the first play of Kansas City's next drive, Cassel fumbled the ball and it was recovered by the Ravens. Head Coach Todd Haley challenged the play and the ruling on the field was overturned to an incomplete pass. The Chiefs were eventually forced to punt. Ravens RB Willis McGahee delivered the game's final score as he broke free for a 25-yard TD, extending Baltimore's lead to 30-7 with 4:26 left in the game.

Kansas City took over at the 40-yard line after the Ravens kickoff went out of bounds. Cassel was sacked twice on the drive and his fourth-down pass was intercepted by CB Josh Wilson at the Baltimore 34-yard line. Baltimore was able to run out the clock to seal the victory.

- RAVENS** — Cundiff, 19-yard field goal (14-69, 5:59).
- CHIEFS** — Charles, 41-yard run (Succop kick) (2-46, 0:49).
- RAVENS** — Rice, 9-yard pass from Flacco (Cundiff kick) (11-80, 5:30).
- RAVENS** — Cundiff, 29-yard field goal (7-51, 3:02).
- RAVENS** — Cundiff, 29-yard field goal (4-6, 1:20).
- RAVENS** — Boldin, 4-yard pass from Flacco (Cundiff kick) (6-31, 2:59).
- RAVENS** — McGahee, 25-yard run (Cundiff kick) (15-80, 10:20).

TEAM STATISTICS	RAVENS	CHIEFS
First Downs	26	8
Total Net Yards	390	161
Rushes/Net Yards	40/142	19/108
Net Passing	248	53
Pass Attempts/Completions	34/25	18/9
Had Intercepted	0	3
Times Sacked/Yards	4.0/17.0	3.0/17.0
Punts/Average	2/31.0	3/51.0
Penalties/Yards	2/20	5/40
Fumbles/Lost	3/2	2/2
Possession Time	41:44	18:16

RUSHING

- CHIEFS** — Charles 9-82, TD; Jones 5-15; Cassel 3-6; McCluster 2-5.
- RAVENS** — Rice 17-57; McGahee 10-44, TD; Flacco 7-26; Parmele 4-13; McClain 1-1; Stallworth 1-1.

RECEIVING

- CHIEFS** — McCluster 4-17; Moeaki 1-22; Charles 1-15; Jones 1-8; Tucker 1-5; Curtis 1-3.
- RAVENS** — Heap 10-108; Boldin 5-64, TD; Rice 5-42, TD; McGahee 2-10; Houshmandzadeh 1-28; Mason 1-11; Dickson 1-2.

PASSING

- CHIEFS** — Cassel 9-18-70, 0 TDs, 3 INTs.
- RAVENS** — Flacco 25-34-265, 2 TDs, 0 INTs.

INTERCEPTIONS

- CHIEFS** — None.
- RAVENS** — Landry 1-9; Nakamura 1-3; Wilson 1-0.

SACKS

- CHIEFS** — Hali 2.0; Belcher 1.5; Jackson 0.5.
- RAVENS** — Suggs 2.0; Lewis 1.0.

FIELD GOALS

- CHIEFS** — None.
- RAVENS** — Cundiff (19) (29) (29).



RB Jamaal Charles scores a 41-yard TD, the longest scoring run in Chiefs playoff history.





2013 AFC WILD CARD PLAYOFF GAME

Colts 45, Chiefs 44

January 4, 2014 • Lucas Oil Stadium • 63,551



KANSAS CITY 10 21 10 3 — 44
INDIANAPOLIS 7 3 21 14 — 45

The Chiefs fell one point short of the Colts in a 45-44 loss in Indianapolis, eliminating them from the playoffs. Kansas City broke numerous then club postseason records including most points scored in a game with 44 (now second most), most net yards with 513 (now second most), most touchdown passes with four (record is now six TDs) and most passing yards with 378 (record is now 406 yards), but the record-setting statistics were still not enough to top the Colts.

Kansas City came out of the gate with a 14-play, 6:49 drive that included a 16-yard Chiefs QB Alex Smith scramble from the pocket and resulted in a six-yard pass to WR Dwayne Bowe, putting the Chiefs up 7-0. RB Jamaal Charles suffered a concussion on the game's opening drive and would not return. The Colts answered with a quick push down the field and a 10-yard touchdown pass from QB Andrew Luck to WR T.Y. Hilton to tie the game at 7-7.

On the ensuing drive, Smith and Bowe connected on a 63-yard pass to land the Chiefs on the Indianapolis two-yard line. After not being able to convert on the first three attempts, Kansas City was forced to settle for a K Ryan Succop field goal to make the score 10-7.

The second quarter kicked off with a huge 79-yard touchdown pass on third-down from Smith catching Chiefs WR Donnie Avery in stride, increasing the Kansas City lead to 17-7. After the score, Chiefs LB Tamba Hali forced an Indianapolis fumble on first down and LB Justin Houston recovered it for seven yards to the Colts 17-yard line. This set Kansas City up for another score after Smith found FB Anthony Sherman for a five-yard shovel pass that was good for a 24-7 lead in favor of the Chiefs.

Indianapolis moved swiftly down the field on the next drive as Luck scrambled for 21 yards on fourth-and-one. K Adam Vinatieri booted a 37-yard field goal to make the score 24-10.

The next drive proved to be a slow and steady one for the Chiefs. Picking up six first downs, four of which were third-down conversions, the drive was capped off by a RB Knile Davis four-yard touchdown run up the middle to increase the Chiefs lead to 31-10. Before the first half came to a close, Kansas City CB Brandon Flowers picked off a Luck pass and returned it for 17 yards, the second takeaway by the Chiefs.

Indianapolis opened the second half with another Luck interception as S Husain Abdullah jumped a pass on the first play of the half, putting the ball at the Colts 18-yard line. Smith found Davis for a 10-yard touchdown pass, putting the Chiefs up 38-10.

The Colts' next drive included a 10-yard completion to Hilton, an 11-yard pass to RB Donald Brown and a 46-yard completion to WR Da'Rick Rogers with Luck bringing them to the Kansas City 10-yard line and Brown punching it in for 10 yards to bring the point total to 38-17.

After the Chiefs got the ball back, Colts LB Robert Mathis had a sack and strip on Smith with LB Kelvin Sheppard recovering the ball on Kansas City's only turnover of the day. Indianapolis was able to turn the fumble recovery into points after another Brown touchdown off of a three-yard connection with Luck, making the score 38-24.

After a Chiefs three-and-out, Abdullah picked off Luck for the second time, setting up a 42-yard Succop field goal, with the Chiefs' lead increasing to 41-24. The Colts fired right back with a drive that included a 25-yard pass to Brown, a 30-yard completion to WR LaVon Brazill and a 13-yard run by Brown to get them to the Chiefs 12-yard line. Luck then connected with TE Coby Fleener for a 12-yard touchdown to narrow the score to 41-31.

On the Colts first drive of the fourth quarter, Luck recovered a fumble by his own team on the Kansas City five-yard line and dove into the end zone for an unconventional touchdown, narrowing the Chiefs lead to 41-38. Kansas City responded with another Succop field goal, this one from 43 yards, making the score 44-38.

On the ensuing drive, Luck hit Hilton for a 64-yard touchdown on third-and-five, putting the Colts ahead 45-44 with 4:29 left to play. Kansas City moved down the field but was unable to convert on fourth down. Indianapolis was able to kneel for the last 1:55 of the game to move on to the divisional playoffs.

- CHIEFS** — Bowe, 6-yard pass from Smith (Succop kick) (14-82, 6:49).
- COLTS** — Hilton, 10-yard pass from Luck (Vinatieri kick) (7-74, 3:37).
- CHIEFS** — Succop, 19-yard field goal (7-73, 3:41).
- CHIEFS** — Avery, 79-yard pass from Smith (Succop kick) (3-79, 0:21).
- CHIEFS** — Sherman, 5-yard pass from Smith (Succop kick) (3-17, 1:23).
- COLTS** — Vinatieri, 37-yard field goal (12-61, 3:51).
- CHIEFS** — Davis, 4-yard run (Succop kick) (15-81, 7:23).
- CHIEFS** — Davis, 10-yard pass from Smith (Succop kick) (3-18, 1:15).
- COLTS** — Brown, 10-yard run (Vinatieri kick) (5-80, 1:52).
- COLTS** — Brown, 3-yard pass from Luck (Vinatieri kick) (5-41, 1:28).
- CHIEFS** — Succop, 42-yard field goal (4-4, 1:32).
- COLTS** — Fleener, 12-yard pass from Luck (Vinatieri kick) (6-80, 1:41).
- COLTS** — Luck, 2-yard fumble recovery (Vinatieri kick) (12-90, 4:02).
- CHIEFS** — Succop, 43-yard field goal (11-58, 5:02).
- COLTS** — Hilton, 64-yard pass from Luck (Vinatieri kick) (4-80, 1:15).

TEAM STATISTICS	COLTS	CHIEFS
First Downs	28	30
Total Net Yards	536	513
Rushes/Net Yards	19/100	32/150
Net Passing	436	363
Pass Attempts/Completions	45/29	46/30
Had Intercepted	3	0
Times Sacked/Yards	1.0/7.0	2.0/15.0
Punts/Average	1/51.0	2/39.0
Penalties/Yards	4/19	2/15
Fumbles/Lost	2/1	1/1
Possession Time	22:27	37:33

RUSHING

- CHIEFS** — Davis 18-67, TD; Smith 8-57; Charles 3-18; Gray 2-5; McCluster 1-3.
- COLTS** — Brown 11-55, TD; Luck 7-45; Richardson 1-0.

RECEIVING

- CHIEFS** — Bowe 8-150, TD; McCluster 7-52; Davis 7-33, TD; Hemingway 2-30; Fasano 2-6; Sherman 2-1, TD; Avery 1-79, TD; Jenkins 1-27.
- COLTS** — Hilton 13-224, 2 TDs; Fleener 5-46, TD; Brazill 4-54; Brown 4-47, TD; Whalen 2-26; Rogers 1-46.

PASSING

- CHIEFS** — Smith 30-46-378, 4 TDs, 0 INTs.
- COLTS** — Luck 29-45-443, 4 TDs, 3 INTs.

INTERCEPTIONS

- CHIEFS** — Abdullah 2-5; Flowers 1-17.
- COLTS** — None.

SACKS

- CHIEFS** — Houston 1.0.
- COLTS** — Mathis 1.0; Jean Francois 1.0.

FIELD GOALS

- CHIEFS** — Succop (19) (42) (43).
- COLTS** — Vinatieri (37).





2015 AFC WILD CARD PLAYOFF GAME

Chiefs 30, Texans 0

January 9, 2016 • NRG Stadium • 71,800



KANSAS CITY 7 6 7 10 — 30
HOUSTON 0 0 0 0 — 0

Kansas City's first postseason victory in 22 years began with a bang. Before many people at NRG Stadium were in their seats, RB Knile Davis returned the opening kickoff 106 yards for a touchdown - those seven points ended up being the only score the Chiefs would need. Davis' return was the longest kickoff return in AFC Wild Card history.

Prior to the 2015 season, the Chiefs most recent playoff victory came across the street from NRG Stadium in Houston, when the Chiefs defeated the Oilers in the 1993 Divisional Round at the Astrodome.

In the next three possessions, the two teams alternated turnovers, beginning with S Eric Berry intercepting a Brian Hoyer pass. Two plays later, Texans LB Brian Cushing picked off Alex Smith. As Houston was driving into Kansas City territory, DL Allen Bailey forced and recovered a Brian Hoyer fumble, making that two turnovers in three Texans possessions to begin the game.

Sandwiched on either side of a P Shane Lechler punt, K Cairo Santos booted two 49-yard field goals to push the Chiefs lead to 13-0 midway through the second quarter. Santos' 49-yard field goals marked the longest field goals in franchise postseason history at the time.

Following Santos' second field goal, Houston was inside the Kansas City red zone for the only time on the afternoon. After a direct snap to DE J.J. Watt at the Chiefs two-yard-line lost a yard on first down, Hoyer threw his second interception of the day, this time to LB Josh Mauga on second-and-goal from the Kansas City three-yard line.

Houston's ensuing possession ended the same way the previous possession did. On the second play of the drive, and the first play following the two-minute warning, Hoyer's pass was intercepted by Marcus Peters - who, four weeks later, would go on to be named AP Defensive Rookie of the Year. Peters' interception was the fourth forced turnover of the half for the Kansas City defense. The Chiefs would go into halftime with a 13-0 lead on the AFC South Champions.

After forcing a Houston punt to open the second half, QB Alex Smith got the offense on the board for the second half, capping an 11-play, 89-yard drive with a nine-yard touchdown pass to rookie WR Chris Conley. The score was Smith's 10th career postseason touchdown.

Following another of Lechler's five punts, the Chiefs got in the end zone for the final time in the game. On the first play of the fourth quarter, FB/RB Spencer Ware took a handoff from five yards out to give the Chiefs a 27-0 lead.

The Texans subsequent drive ended in Kansas City territory after Hoyer recovered his own fumble on fourth down. Following a Chiefs punt seven plays later, Hoyer threw his fourth interception of the day, this time to CB Sean Smith at the Houston 34-yard-line.

Three plays later, Santos capped the Chiefs scoring on the afternoon, knocking in a 33-yard field goal to increase the Chiefs lead to 30-0.

The four interceptions by Kansas City was tied for the second-most interceptions ever recorded in a playoff game and the fourth time the Chiefs have recorded four or more interceptions in a single postseason contest.

The 30-0 shutout marked the first time in franchise history that the club had shut out an opponent in the postseason.

- CHIEFS** — Davis, 106-yard kickoff return (Santos kick).
- CHIEFS** — Santos, 49-yard field goal (5-27; 2:30).
- CHIEFS** — Santos, 49-yard field goal (6-40; 3:29).
- CHIEFS** — Conley, 9-yard pass from Smith (Santos kick) (11-94; 5:23).
- CHIEFS** — Ware, 5-yard run (Santos kick) (8-71; 4:13).
- CHIEFS** — Santos, 33-yard field goal (4-6; 2:13).

TEAM STATISTICS	TEXANS	CHIEFS
First Downs	14	18
Total Net Yards	226	314
Rushes/Net Yards	25/114	37/141
Net Passing	112	173
Pass Attempts/Completions	34/15	22/17
Had Intercepted	4	1
Times Sacked/Yards	3.0/24.0	3.0/17.0
Punts/Average	5/45.6	4/45.3
Penalties/Yards	4/29	5/52
Fumbles/Lost	2/1	0/0
Possession Time	25:35	34:25

RUSHING

- CHIEFS** — Ware 16-67, TD; Smith 5-27; West 8-26; Davis 4-12; Wilson 2-11; Daniel 2-(-2).
- TEXANS** — Blue 17-99; Grimes 4-15; Prosch 1-2; Hunt 1-0; Watt 1-(-1); Hoyer 1-(-1).

RECEIVING

- CHIEFS** — Kelce 8-128; Maclin 3-29; Wilson 2-9; West 1-9; Conley 1-9, TD; Sherman 1-3; Hammond Jr. 1-3.
- TEXANS** — Hopkins 6-69; Griffin 2-29; Grimes 2-12; Strong 1-17; Shorts III 1-5; Washington 1-3; Fiedorowicz 1-1.

PASSING

- CHIEFS** — Smith 17-22-190, 1 TD, 1 INT.
- TEXANS** — Hoyer 15-34-136, 0 TDs, 4 INTs.

INTERCEPTIONS

- CHIEFS** — Mauga 1-20; Smith 1-13; Peters 1-2; Berry 1-0.
- TEXANS** — Cushing 1-0.

SACKS

- CHIEFS** — Bailey 2.0; Howard 1.0.
- TEXANS** — Mercilus 3.0.

FIELD GOALS

- CHIEFS** — Santos (49) (49) (33).
- TEXANS** — None.



RB Knile Davis returned the opening kickoff 106 yards for a touchdown, the second-longest return in NFL Wild Card history.





2015 AFC DIVISIONAL PLAYOFF GAME

Patriots 27, Chiefs 20

January 16, 2016 • Gillette Stadium • 66,829



KANSAS CITY 3 3 7 7 — 20
NEW ENGLAND 7 7 7 6 — 27

The Chiefs most successful season in more than a decade came to an end in Foxborough, Mass., at the hands of the New England Patriots, falling 27-20.

QB Alex Smith's performance included a franchise postseason record 50 pass attempts, and his sixth postseason touchdown pass with Kansas City moved him into a tie, at the time, for second place in the club's record book.

New England opened the game by taking the opening kickoff and driving 80 yards, ending the possession with an eight-yard touchdown pass from QB Tom Brady to TE Rob Gronkowski.

Kansas City answered back right away, taking 8:31 off the clock on a 17-play, 64-yard drive, culminating in a 34-yard K Cairo Santos field goal, bringing the score to 7-3 after the first two possessions of the game.

Both teams alternated punts on the next four possessions. After a pass that resulted in a three-yard loss, Brady scrambled for 10-yards, ending at the Kansas City one yard line. New England challenged the ruling on the field, believing Brady broke the plane of the goal line. The ruling was upheld, but a quarterback sneak on the next play resulted in a touchdown, putting New England up 14-3.

As was the case following the Patriots first touchdown, the Chiefs answered back right away. A 17-yard run from RB Charcandrick West and a 26-yard pass from Smith to WR Jason Avant put the Chiefs in field goal range, where Santos booted a 32-yard field goal with 0:12 remaining in the half.

The second half began for the Chiefs with a consistent mixture of Smith completions and West and Knile Davis rushes, moving the team into Patriots territory. On the 10th play of the drive, New England LB Chandler Jones forced a Davis fumble, recovered by LB Dont'a Hightower for the only turnover of the game by either team. Kansas City's momentum was stopped once Brady hit Gronkowski for the duo's second touchdown of the night, pushing the Chiefs deficit to 21-6.

Smith accounted for 72 of the team's 80 yards on the next drive, culminating in a 10-yard touchdown pass to WR Albert Wilson.

K Stephen Gostkowski kicked two field goals on New England's next two possessions - with a Chiefs punt in between - resulting in a 27-13 Patriots lead with 12:26 remaining in the game.

After a turnover on downs on Kansas City's next drive, New England punted, giving the ball back to the Chiefs at the 20-yard-line. Smith went six-of-11 for 60 yards on the drive, eventually marching the team to the one-yard-line where West ran into the end zone to bring the score to 27-20.

Kansas City failed to recover the ensuing inside kick, and on the second play of the possession, Brady completed a 12-yard pass to WR Julian Edelman, giving the Patriots a first down that would wrap up the game.

- PATRIOTS** — Gronkowski, 8-yard pass from Brady (Gostkowski kick) (11-80, 4:37).
- CHIEFS** — Santos, 34-yard field goal (17-64, 8:31).
- PATRIOTS** — Brady, 1-yard run (Gostkowski kick) (11-98, 5:36).
- CHIEFS** — Santos, 32-yard field goal (11-52, 3:11).
- PATRIOTS** — Gronkowski, 16-yard pass from Brady (Gostkowski kick) (5-69, 2:07).
- CHIEFS** — Wilson, 10-yard pass from Smith (Santos kick) (12-80, 6:12).
- PATRIOTS** — Gostkowski, 40-yard field goal (8-57, 2:26).
- PATRIOTS** — Gostkowski, 32-yard field goal (5-19, 2:06).
- CHIEFS** — West, 1-yard run (Santos kick) (16-80, 5:16).

TEAM STATISTICS	PATRIOTS	CHIEFS
First Downs	21	27
Total Net Yards	340	378
Rushes/Net Yards	14/38	32/135
Net Passing	302	243
Pass Attempts/Completions	42/28	50/29
Had Intercepted	0	0
Times Sacked/Yards	0.0/0.0	1.0/3.0
Punts/Average	3/42.0	3/35.7
Penalties/Yards	6/24	5/40
Fumbles/Lost	0/0	1/1
Possession Time	22:09	37:51

RUSHING

- CHIEFS** — West 17-61, TD; Smith 9-44; Davis 6-30.
- PATRIOTS** — Jackson 6-16; Edelman 1-11; Brady 6-6, TD; White 1-5.

RECEIVING

- CHIEFS** — Kelce 6-23; Wilson 5-57, TD; Conley 5-33; Avant 4-69; Maclin 2-23; West 2-15; Davis 2-13; Harris 1-10; Hammond Jr. 1-2; Sherman 1-1.
- PATRIOTS** — Edelman 10-100; Gronkowski 7-83, 2 TDs; LaFell 3-6; Martin 2-57; White 2-39; Amendola 2-18; Jackson 1-2; Bolden 1-(-3).

PASSING

- CHIEFS** — Smith 29-50-246, 1 TD, 0 INTs.
- PATRIOTS** — Brady 28-42-302, 2 TDs, 0 INTs.

INTERCEPTIONS

- CHIEFS** — None.
- PATRIOTS** — None.

SACKS

- CHIEFS** — None.
- PATRIOTS** — Jones 1.0.

FIELD GOALS

- CHIEFS** — Santos (34) (32).
- PATRIOTS** — Gostkowski (40) (32).



QB Alex Smith attempted 50 passes in the game, a Chiefs postseason record.





2016 AFC DIVISIONAL PLAYOFF GAME

Steelers 18, Chiefs 16

January 12, 2017 • Arrowhead Stadium • 76,765



PITTSBURGH 6 6 3 3 — 18

KANSAS CITY 7 0 3 6 — 16

The Chiefs had a successful season in 2016, finishing with a 12-4 record and an AFC West Championship. Unfortunately, it came to an end at the hands of the Pittsburgh Steelers, falling 18-16 in the Divisional Round of the playoffs.

Pittsburgh won the coin toss and took the opening kickoff. The Steelers would go on an 11-play, 66-yard drive, aided by 25 rushing yards from RB Le'Veon Bell, that would end in a 22-yard Chris Boswell field goal.

Kansas City immediately answered back, taking only six plays to respond. QB Alex Smith went four-for-four during the drive, hitting TE Travis Kelce for a 21-yard gain before finding WR Albert Wilson for a five-yard touchdown pass to bring the score to 7-3.

The Chiefs and the Steelers would alternate possessions during the half, with Pittsburgh connecting field goal drives of seven and 14 plays, with the Steelers leading 9-7. Midway through the second quarter, S Eric Berry intercepted a pass from QB Ben Roethlisberger, intended for WR Antonio Brown in the end zone, halting a scoring threat.

As the second half began, the Chiefs received the ball after a 19-yard kick return by WR Tyreek Hill. The opening drive for the Chiefs was a three-and-out and on the Steelers ensuing possession Bell proved to be a key component. He began the drive with a 38-yard run bringing the Steelers into Chiefs territory. Bell carried the ball four times in the seven-play drive leading to the first score of the half, a 43-yard field goal by K Chris Boswell to extend the lead to 15-7.

Both teams traded punts on the next two possessions toward the end of the third quarter. On the Chiefs final possession of the third quarter, the offense strung together a seven-play drive with the help of QB Alex Smith's arm to get within field goal range. K Cairo Santos nailed a 48-yard field goal to bring the Chiefs closer, ending the quarter with a 15-10 score.

With the Chiefs trailing to begin the fourth quarter the Steelers opened with a 10-play, 45-yard drive. Roethlisberger threw for 43 yards to get the Steelers in field goal range. Boswell fired a 43-yard field goal, stretching the lead to 18-10 with 9:49 remaining.

Following Pittsburgh's score, the Chiefs got the ball and responded Smith would start the drive with a 24-yard completion to Kelce. Over the 13-play drive Smith would pass for 62 yards, leading to a one-yard touchdown run by RB Spencer Ware, bringing the Chiefs within two points. The Chiefs converted their first attempt at the two-point conversion, however the play was called back after a holding call on the offensive line. The Chiefs would fail the second attempt and kick off with 2:43 left, hoping to stop the Steelers from collecting a first down for a final chance to take the lead.

On third-and-three from their own 12-yard line, Roethlisberger connected with Brown on a seven-yard reception that would effectively end the game. The Steelers would kneel, running out the clock and winning by a final score of 18-16.

- STEELERS** — Boswell, 22-yard field goal (11-66, 5:22).
- CHIEFS** — Wilson, 5-yard pass from Smith (Stantos kick) (6-55, 3:29).
- STEELERS** — Boswell, 38-yard field goal (7-55, 2:18).
- STEELERS** — Boswell, 36-yard field goal (14-53, 6:30).
- STEELERS** — Boswell, 45-yard field goal (9-28, 4:08).
- STEELERS** — Boswell, 43-yard field goal (7-49, 3:42).
- CHIEFS** — Santos, 48-yard field goal (7-16, 2:50).
- STEELERS** — Boswell, 43-yard field goal (10-45, 5:21).
- CHIEFS** — Ware, 1-yard run (pass failed) (13-75, 7:06).

TEAM STATISTICS	STEELERS	CHIEFS
First Downs	20	16
Total Net Yards	389	227
Rushes/Net Yards	34/171	14/61
Net Passing	218	166
Pass Attempts/Completions	31/20	34/20
Had Intercepted	1	1
Times Sacked/Yards	1/6	1/6
Punts/Average	1/35.0	4/45.8
Penalties/Yards	4/53	6/60
Fumbles/Lost	0/0	1/1
Possession Time	34:13	25:47

RUSHING

- CHIEFS** — Ware 8-35, TD; Hill 3-18; Smith 2-9; West 1-(-1).
- STEELERS** — Bell 30-170; Roethlisberger 4-1.

RECEIVING

- CHIEFS** — Kelce 5-77; Maclin 2-28; Hill 4-27; Conley 2-19; West 2-14; Wilson 2-3, TD; Sherman 1-3; Ware 2-1.
- STEELERS** — Brown 6-108; James 5-83; Rogers 5-27; Ayers 1-6; Hamilton 1-4; Bell 2-(-4).

PASSING

- CHIEFS** — Smith 20-34-172, TD, 1 INT.
- STEELERS** — Roethlisberger 20-31-224, 0 TDs, 1 INT.

INTERCEPTIONS

- CHIEFS** — Berry 1-0.
- STEELERS** — Shazier 1-1.

SACKS

- CHIEFS** — Ford 0.5; Jenkins 0.5.
- STEELERS** — Harrison 1.0.

FIELD GOALS

- CHIEFS** — Santos (48).
- STEELERS** — Boswell (22) (38) (36) (45) (43) (43).



RB Spencer Ware celebrates after scoring a one-yard touchdown in the fourth quarter.





2017 AFC WILD CARD PLAYOFF GAME

Titans 22, Chiefs 21

January 6, 2018 • Arrowhead Stadium • 73,319



TENNESSEE 0 3 7 12 — 22
KANSAS CITY 14 7 0 0 — 21

After a 10-6 season and another AFC West title, Kansas City hosted a playoff game for the second-straight year. It was the first time in franchise history the Chiefs won back-to-back division titles.

The Chiefs hosted the Tennessee Titans at Arrowhead Stadium for an AFC Wild Card matchup. Kansas City would fall in a close contest, 22-21.

Tennessee won the coin toss and deferred to Kansas City with the Chiefs choosing to receive the opening kickoff. TE Travis Kelce managed a first down on the opening drive, but the Chiefs ended the possession in a punt.

In Tennessee's first possession, the Chiefs forced a three-and-out after an incomplete pass. Kansas City improved on its next drive, ending in a one-yard touchdown run by RB Kareem Hunt.

After another three and out by the Chiefs defense, Kansas City started with the ball at its own 24 yard line. Three completions by QB Alex Smith and a penalty resulted in a 13-yard touchdown pass to Kelce. The Chiefs led at the end of the first quarter 14-0.

The Titans took their next drive to midfield, but stalled and were forced to punt. The Chiefs and Titans would trade punts for the next two possessions.

With a little over 10 minutes remaining in the first half, Titans QB Marcus Mariota marched the offense down into Kansas City territory for the first time, but at the Kansas City 21-yard line, CB Marcus Peters intercepted Mariota and returned the ball 28 yards. However, the Chiefs offense was not able to capitalize on the interception and punted to the Titans 21 yard line.

The Titans again chewed up yards, this time with several big runs from RB Derrick Henry. On third-and-four at the Chiefs 22-yard line, LB Derrick Johnson sacked Mariota on a blitz up the middle. The Titans still came away with a field goal, cutting the lead to 11.

Smith would then lead a masterful two-minute-drill, taking the Kansas City offense down the field in 1:52 and ending with a 14-yard touchdown pass to WR Demarcus Robinson. The Chiefs headed into halftime with a 21-3 lead.

The Titans received the ball to begin the third quarter and marched 91 yards for a touchdown where Mariota caught a tipped ball from himself and ran into the end zone.

With the Titans back within 11 points at 21-10, Kansas City could not get its offense back to form. The Chiefs gained life after recovering a Tennessee muffed punt, but missed the ensuing field goal attempt.

At the beginning of the fourth quarter, Henry scored a 35-yard rushing touchdown and Chiefs Head Coach Andy Reid called for a two-point conversion attempt. However, the attempt was no good, keeping the score to 21-16 Chiefs.

After another Kansas City punt, the Titans ran the ball down the field and gained the lead with a 22-yard touchdown pass to WR Eric Decker.

With their season on the line, the Chiefs drove into Titans territory but could not convert on fourth down at the Tennessee 44 yard line.

The Titans took the ball into the two-minute warning and managed to run the clock out to end the game, with the Chiefs falling 22-21.

- CHIEFS** — Hunt, 1-yard run (Butker kick) (6-81, 2:56).
- CHIEFS** — Kelce, 13-yard pass from Smith (Butker kick) (5-76, 3:24).
- TITANS** — Succop, 49-yard field goal (8-48, 4:02).
- CHIEFS** — Robinson, 14-yard pass from Smith (Butker kick) (9-79, 1:52).
- TITANS** — Mariota, 6-yard pass from Mariota (Succop kick) (15-91, 8:29).
- TITANS** — Henry, 35-yard run (pass failed) (6-62, 3:17).
- TITANS** — Decker, 22-yard pass from Mariota (pass failed) (11-80, 5:09).

TEAM STATISTICS	TITANS	CHIEFS
First Downs	23	19
Total Net Yards	397	325
Rushes/Net Yards	31/202	16/69
Net Passing	195	256
Pass Attempts/Completions	31/19	33/23
Had Intercepted	1	0
Times Sacked/Yards	2.0/10	4.0/8
Punts/Average	3/43.7	5/50.0
Penalties/Yards	8/50	8/68
Fumbles/Lost	2/1	0/0
Possession Time	32:28	27:32

RUSHING

- CHIEFS** — Hunt 11-42, TD; Hill 1-14; Smith 4-13.
- TITANS** — Henry 23-156, TD; Mariota 8-46.

RECEIVING

- CHIEFS** — Hill 7-87; Kelce 4-66, TD; Robinson 4-57, TD; Hunt 3-5; Wilson 2-26; Harris 2-22; West 2-1.
- TITANS** — Walker 6-74; Davis 4-35; Henry 2-35; Decker 2-21, TD; Smith 2-15; Matthews 1-15; Mariota 1-6, TD; Taylor 1-4.

PASSING

- CHIEFS** — Smith 24-33-264, 2 TDs, 0 INT.
- TITANS** — Mariota 19-31-205, 2 TDs, 1 INT.

INTERCEPTIONS

- CHIEFS** — Peters 1-28.
- TITANS** — None.

SACKS

- CHIEFS** — Houston 1.0; Johnson 1.0.
- TITANS** — Orakpo 1.5; Morgan 1.0; Williams 1.0; Woodyard 0.5.

FIELD GOALS

- CHIEFS** — Butker 48LU.
- TITANS** — Succop (49).



WR Demarcus Robinson scores a touchdown with eight seconds left in the first half.





2018 AFC DIVISIONAL PLAYOFF GAME

Chiefs 31, Colts 13

January 12, 2019 • Arrowhead Stadium • 76,765



INDIANAPOLIS 0 7 0 6 — 13

KANSAS CITY 14 10 0 7 — 31

The Kansas City Chiefs culminated the regular season with a Week 17 home victory over the AFC West Division rival Oakland Raiders to claim a division title for the third consecutive season. They also secured the top-overall seed in the AFC, earning them home field advantage throughout the playoffs.

The Chiefs hosted the Indianapolis Colts in the Divisional Round of the postseason on a snowy Sunday afternoon at Arrowhead Stadium. Indianapolis had defeated Houston in a road contest in the Wild Card Round of the playoffs one week prior, advancing them to the second round of the playoffs to take on the Chiefs.

Kansas City won the coin toss and deferred. This proved to be smart as Indianapolis received the opening kickoff and was met with a three-and-out offensive halt by the Chiefs defense. On the unit's first possession of the contest, the eventual AP NFL MVP, QB Patrick Mahomes led the Chiefs offense on a five-play, 90-yard scoring drive, capped off by a 10-yard rushing TD by RB Damien Williams to take an early lead.

The Chiefs defense executed a copy-and-paste on the following drive, as Indianapolis' second offensive possession ended the same as the first. The Chiefs offense stayed consistent as they drove the ball 70 yards in eight plays, ending with a WR Tyreek Hill 36-yard rush around the left end to give Kansas City a two-score lead in the first quarter.

After the defense stepped up again, Kansas City went on a 15-play, 6:54 drive that covered nearly seven minutes of action completed by a 39-yard FG by K Harrison Butker to take a 17-0 lead.

Looking for a spark, Indianapolis vigorously pursued a Chiefs punt. Colts LB Najee Goode blocked a P Dustin Colquitt punt and Colts WR Zach Pascal recovered the ball at the Kansas City two-yard line and stumbled into the end zone to put the Colts on the scoreboard.

For the fourth time of the contest, Kansas City's offense then orchestrated a 10-play, 75-yard scoring drive, in which Mahomes scrambled around the right end and dove for the pylon. Mahomes' rushing score gave the home team a 24-7 lead heading into the intermission.

After a failed fourth-down conversion attempt by Kansas City, copious exchanges of punts and a pair of lost fumbles, one by each team, the third quarter culminated with zero total points scored.

On Indianapolis' second possession of the final quarter, QB Andrew Luck found WR T.Y. Hilton on a 29-yard passing score to give the Colts their first offensive TD of the game. K Adam Vinatieri's ensuing PAT failed wide right, but Hilton's receiving score still narrowed the margin to 24-13.

Per game-long trend, Kansas City answered on the team's final offensive possession with a rushing score from six yards out by RB Darrel Williams. Butker connected on the PAT to draw the final score of 31-13, in favor of the Chiefs.

Kansas City nearly doubled the Colts in first downs, total net yards and time of possession and with the dominant win, the Chiefs advanced to their first AFC Championship Game since 1994 and Arrowhead Stadium would be set to host the annual bout for the first time in franchise history.

- CHIEFS** — Dam. Williams, 10-yard run (Butker kick) (5-90, 3:00).
- CHIEFS** — Hill, 36-yard run (Butker kick) (8-70, 3:04).
- CHIEFS** — Butker, 39-yard field goal (15-53, 6:59).
- COLTS** — Pascal, blocked punt recovery in end zone (Vinatieri kick).
- CHIEFS** — Mahomes, 4-yard run (Butker kick) (15-91, 8:29).
- COLTS** — Hilton, 29-yard pass from Luck (kick failed, wide right) (10-87, 3:04).
- CHIEFS** — Dar. Williams, 6-yard run (Butker kick) (9-61, 3:08).

TEAM STATISTICS	COLTS	CHIEFS
First Downs	15	29
Total Net Yards	266	433
Rushes/Net Yards	14/87	33/180
Net Passing	179	253
Pass Attempts/Completions	36/19	41/27
Had Intercepted	0	0
Times Sacked/Yards	3.0/24.0	4.0/25.0
Punts/Average	7/48.3	4/27.5
Penalties/Yards	10/70	6/54
Fumbles/Lost	1/1	3/1
Possession Time	20:11	39:49

RUSHING

- CHIEFS** — Dam. Williams 25-139, TD; Hill 1-36, TD; Dar. Williams 3-9, TD; Mahomes 3-8, TD; Watkins 1-(-2).
- COLTS** — Mack 9-46; Hines 3-24; Luck 2-17.

RECEIVING

- CHIEFS** — Hill 8-72; Kelce 7-108; Watkins 6-62; Dam. Williams 5-25; Dieter 1-11.
- COLTS** — Ebron 5-51; Rogers 5-30; Hilton 4-60, TD; Inman 4-55, Pascal 1-7.

PASSING

- CHIEFS** — Mahomes 41-27-278, 0 TD, 0 INTs.
- COLTS** — Luck 36-19-203, 1 TD, 0 INTs.

INTERCEPTIONS

- CHIEFS** — None.
- COLTS** — None.

SACKS

- CHIEFS** — Houston 2.0; Ford 1.0.
- COLTS** — Moore II 2.0; Autry 1.0; Sheard 1.0.

FIELD GOALS

- CHIEFS** — Butker (39).
- COLTS** — None.



QB Patrick Mahomes dives for a touchdown giving the Chiefs a 17-point lead heading into halftime.





2018 AFC CHAMPIONSHIP GAME

Patriots 37, Chiefs 31 (OT)

January 20, 2019 • Arrowhead Stadium • 77,034



NEW ENGLAND 7 7 3 14 6 — 37
KANSAS CITY 0 0 7 24 0 — 31

Following the Chiefs performance featuring four rushing TDs in the Divisional Round against the Indianapolis Colts, the Chiefs turned around one week later to welcome the five-time Super Bowl Champion New England Patriots to Arrowhead Stadium with an opportunity to go to Super Bowl LIII on the line. This game marked the Chiefs first appearance in the American Football Conference's annual championship showdown in 25 years (1994), and their first time hosting the contest.

New England was coming off of an impressive Divisional Round victory of their own, scoring five TDs in the first half to beat the Los Angeles Chargers. The well-deserved win earned the Patriots a spot in the AFC Championship for the fifth-consecutive season and a chance to appear in their third-straight Super Bowl.

The visiting Patriots received the opening kickoff and put on an impressive display of offensive matriculation. New England's 15-play, 80-yard opening drive spanned 8:05 and was capped by RB Sony Michel punching it in from one yard out. New England's defense managed to hold Kansas City to a less than three-minute possession before being punted the ball and taking their second drive into the second quarter. The Chiefs benefited from a LB Reggie Ragland interception, only to have an exchange of punts ensue.

The Patriots regained possession with 3:08 remaining in the opening half, scoring on a WR Phillip Dorsett receiving TD from QB Tom Brady with 0:33 remaining in the first half, eventually drawing the halftime tally to a 14-0 advantage in favor of the visiting Patriots. Coming out of the intermission, the Chiefs answered.

Kansas City QB Patrick Mahomes hit WR Sammy Watkins on a 54-yard catch on third-and-two to set up a TE Travis Kelce 12-yard TD reception to open the scoring for the Chiefs. Two possessions later, New England K Stephen Gostkowski connected on a 47-yard FG to advance the visitor's lead to double digits, 17-7 with 4:07 in the third quarter. 10 plays later, RB Damien Williams hit paydirt from one yard out for his second rushing TD of the postseason, pulling Kansas City to within a three-point margin. Two possessions after that, Williams' lightning struck twice, this time on a 23-yard TD pass from Mahomes, to give Kansas City a 21-17 lead with under eight minutes remaining in regulation.

On the following possession, Brady and the Patriots put together a 10-play, 75-yard drive that covered 4:13 to regain the lead off a Michel 10-yard TD rush, leaving 3:35 on the clock.

Mahomes and the Chiefs responded with a scoring drive of their own. RB Damien Williams capped off the series with his third TD of the game and fourth of the postseason to put the Chiefs back on top.

The Patriots used the two-minute warning and assembled a six-play drive capped with a rushing TD to regain the lead for the third time. With 0:39 remaining in regulation, Mahomes used two deep passes to set up a game-tying Harrison Butker FG and extend the contest into overtime.

New England won the toss and elected to receive, orchestrating a 13-play, 75-yard drive capped by RB Rex Burkhead punching it in from one yard out to defeat the Chiefs and advance to Super Bowl LIII.

- PATRIOTS** — Michel, 1-yard run (Gostkowski kick) (15-80, 8:05).
- PATRIOTS** — Dorsett, 29-yard pass from Brady (Gostkowski kick) (8-90, 2:41).
- CHIEFS** — Kelce, 12-yard pass from Mahomes (Butker kick) (4-74, 2:04).
- PATRIOTS** — Gostkowski, 47-yard field goal (6-8, 3:36).
- CHIEFS** — Dam. Williams, 1-yard pass from Mahomes (Butker kick) (9-75, 4:11).
- CHIEFS** — Dam. Williams, 23-yard pass from Mahomes (Butker kick) (2-23, 0:10).
- PATRIOTS** — Michel, 10-yard rush (Gostkowski kick) (10-75, 4:13).
- CHIEFS** — Dam. Williams, 2-yard run (Butker kick) (5-68, 1:29).
- PATRIOTS** — Burkhead, 4-yard run (Gostkowski kick) (6-65, 1:24).
- CHIEFS** — Butker, 39-yard field goal (4-48; 0:31).
- PATRIOTS** — Burkhead, 2-yard run (13-75; 4:52).

TEAM STATISTICS	PATRIOTS	CHIEFS
First Downs	36	18
Total Net Yards	524	290
Rushes/Net Yards	48/176	12/41
Net Passing	348	249
Pass Attempts/Completions	46/30	31/16
Had Intercepted	2	0
Times Sacked/Yards	0.0/0.0	4.0/46.0
Punts/Average	2/37.5	5/43.4
Penalties/Yards	6/61	4/28
Fumbles/Lost	0/0	1/0
Possession Time	43:59	20:53

RUSHING

- CHIEFS** — Dam. Williams 10-30, TD; Mahomes 2-11.
- PATRIOTS** — Michel 29-113, 2 TDs; Burkhead 12-41, 2 TDs; White 6-23; Brady 1-(-1).

RECEIVING

- CHIEFS** — Dam. Williams 5-66, 2 TDs; Watkins 4-114; Kelce 3-23, TD; Hill 1-42; Robinson 1-27; Ware 1-21; Harris 1-2.
- PATRIOTS** — Edelman 7-96; Gronkowski 6-79; Hogan 5-45; White 4-49; Burkhead 4-23; Patterson 2-18; Dorsett 1-29, TD; Develin 1-9.

PASSING

- CHIEFS** — Mahomes 16-31-295, 3 TDs, 0 INT.
- PATRIOTS** — Brady 30-46-348, TD, 2 INTs.

INTERCEPTIONS

- CHIEFS** — Sorensen 1-24; Ragland 1-0.
- PATRIOTS** — None.

SACKS

- CHIEFS** — None.
- PATRIOTS** — Van Noy 2.0; Flowers 1.0; Guy 0.5; Simon 0.5.





2019 AFC DIVISIONAL PLAYOFF GAME

Chiefs 51, Texans 31

January 12, 2020 • Arrowhead Stadium • 73,503



HOUSTON 21 3 7 0 — 31
KANSAS CITY 0 28 13 10 — 51

Kansas City entered the 2019 postseason as the conference's second seed, earning a first-round bye for the second consecutive year. In a rematch of a 2019 regular season game that saw the Texans leave Arrowhead Stadium with a 31-24 win, Houston picked up where they left off taking an early lead in the AFC Divisional Game. By the start of the second quarter, the Texans had accumulated 24 points and left Kansas City scoreless.

Sparked by a 58-yard kickoff return by WR Mecole Hardman, QB Patrick Mahomes connected with RB Damien Williams for a 17-yard touchdown to get the Chiefs on the board. On the next defensive series, S Daniel Sorensen made a game-changing tackle on a fourth-down fake punt to set up the first of three consecutive touchdown passes to TE Travis Kelce. On the ensuing kickoff return, Sorensen and CB Alex Brown combined to force a Houston fumble, setting up Kelce's second TD of the quarter. After a 51-yard Houston field goal sailed wide right as the clock expired on the first half, the Chiefs offense dominated the second quarter. After another Mahomes to Kelce TD, the Chiefs had put up 28 unanswered points in less than five minutes of game time. Kansas City took a 28-24 lead into halftime.

In the third quarter, RB Damien Williams rattled off a pair of rushing touchdowns to cap off 85- and 77-yard drives, extending Kansas City's lead to 41-24. The Texans scored their final points of the day on a five-yard touchdown run by QB Deshaun Watson at the end of the third quarter.

Mahomes drove the Chiefs right down the field and found TE Blake Bell for an eight-yard TD to ignite the fourth quarter. The Chiefs defense forced a Houston turnover on downs, setting up a 24-yard field goal from K Harrison Butker to extend the lead to 51-31.

The Chiefs etched themselves in the NFL and Chiefs record books, setting franchise records for most points scored in a postseason game in Chiefs history, as well as the franchise record for most touchdowns (seven). The 24-point deficit the Chiefs overcame tied for the fourth-largest comeback in a playoff game in NFL history, while the 28 unanswered points in the second quarter were tied for the third-most points scored by a team in the second quarter of a playoff game in NFL history at the time.

With five touchdown passes in the game, Mahomes set a new single-game franchise record and tied for the fourth-most touchdown throws in a postseason game in NFL history, behind the record of six. Kelce became the first player in the Super Bowl era to record three receiving touchdowns in a single quarter in a postseason game.

DE Frank Clark recorded 3.0 sacks in the game, tying for the most career postseason sacks in a game in franchise history, and tying for the fourth-most sacks in a single postseason game in NFL history.



TE Travis Kelce catches one of three touchdown passes in the second quarter against the Texans.

- TEXANS** — Stills, 54-yard pass from Watson (Fairbairn kick) (6-75, 3:01).
- TEXANS** — Johnson, 10-yard blocked punt return (Fairbairn kick).
- TEXANS** — Fells, 4-yard pass from Watson (Fairbairn kick) (2-6, 0:48).
- TEXANS** — Fairbairn, 31-yard field (9-38, 4:55).
- CHIEFS** — Dam. Williams, 17-yard pass from Mahomes (Butker kick) (2-42, 0:59).
- CHIEFS** — Kelce, 5-yard pass from Mahomes (Butker kick) (3-33, 0:23).
- CHIEFS** — Kelce, 6-yard pass from Mahomes (Butker kick) (3-6, 1:25).
- CHIEFS** — Kelce, 5-yard pass from Mahomes (Butker kick) (8-90, 2:03).
- CHIEFS** — Dam. Williams, 1-yard run (kick failed, wide left) (7-85, 3:36).
- CHIEFS** — Dam. Williams, 5-yard run (Butker kick) (6-77, 3:55).
- TEXANS** — Watson, 5-yard run (Fairbairn kick) (9-75, 4:15).
- CHIEFS** — Bell, 8-yard pass from Mahomes (Butker kick) (4-72).
- CHIEFS** — Butker, 24-yard field goal (7-52, 3:31).

TEAM STATISTICS	TEXANS	CHIEFS
First Downs	23	29
Total Net Yards	442	434
Rushes/Net Yards	21/94	21/118
Net Passing	348	316
Pass Attempts/Completions	52/31	35/23
Had Intercepted	0	0
Times Sacked/Yards	5.0/40.0	1.0/5.0
Punts/Average	3/45.7	4/30.8
Penalties/Yards	7/87	4/37
Fumbles/Lost	2/1	2/1
Possession Time	34:25	25:25

RUSHING

- CHIEFS** — Mahomes, 7-53; Dam. Williams 12-47, 2TDs; Watkins 1-14; Hill 1-4.
- TEXANS** — Hyde 13-44; Watson 6-37, TD; Johnson 1-11; Reid 1-2.

RECEIVING

- CHIEFS** — Kelce, 10-134, 3 TDs; Watkins 2-76; Hill 3-41; Dam. Williams 2-21, TD; Hardman 2-19; Bell 2-15, TD; Yelder 1-11; Robinson 1-4.
- TEXANS** — Hopkins 9-118; Fuller 5-89; STills 3-80, TD; Johnson 5-23; Fells 3-22, TD; Hyde 3-18; Carter 1-17; Jones 1-14; Thomas 1-7.

PASSING

- CHIEFS** — Mahomes 23-35-321, 5 TDs, 0 INTs. Watkins 0-0-0, 0 TDs, 0 INTs.
- TEXANS** — Watson 31-52-388, 2 TDs, 0 INTs. Stills 0-0-0, 0 TDs, 0 INTs.

INTERCEPTIONS

- CHIEFS** — None.
- TEXANS** — None.

SACKS

- CHIEFS** — Clark 3.0, Fenton 1.0, O'Daniel 1.0.
- TEXANS** — Conley 1.0.

FIELD GOALS

- CHIEFS** — Butker (24).
- TEXANS** — Fairbairn (31) 51WR.





2019 AFC CHAMPIONSHIP GAME

Chiefs 35, Titans 24

January 19, 2020 • Arrowhead Stadium • 73,656



TENNESSEE 10 7 0 7 — 24
KANSAS CITY 7 14 0 14 — 35

For the second-consecutive season, the Chiefs hosted the AFC Championship Game at Arrowhead Stadium for the opportunity to secure the Lamar Hunt Trophy in front of the team's home fans. In another rematch against an AFC South opponent that ended in a 2019 regular season loss, the Tennessee Titans visited Arrowhead and jumped out to a 10-0 lead behind a 30-yard field goal and a four-yard touchdown rush from RB Derrick Henry.

QB Patrick Mahomes found WR Tyreek Hill for the club's first score of the day on an eight-yard pass. The Chiefs fell behind by double digits for the second time in the game when Tennessee QB Ryan Tannehill found T Dennis Kelly for a one-yard touchdown pass on a tackle-eligible play.

Despite another double-digit first-half deficit, Mahomes connected with Hill for the second time, this time from 20 yards out to narrow the margin to 17-14 midway through the second quarter. After the Chiefs defense forced a Tennessee three-and-out and the offense took over inside the two-minute warning, Mahomes found TE Travis Kelce and WR Sammy Watkins for two 3rd-down conversions. Down by three and facing second-and-10 with 23 seconds left in the first half, Mahomes scrambled for a 27-yard touchdown to put the Chiefs up 21-17 going into halftime.

After a scoreless third quarter, the Chiefs opened up the fourth quarter with a three-yard touchdown run from RB Damien Williams, giving him three rushing touchdowns in the 2019 postseason and four overall touchdowns.

DE Tanoh Kpassagnon recorded one of his 2.0 sacks on the ensuing drive, forcing a punt to give the Chiefs offense the ball back with just under 12 minutes left in the game. Facing third-and-six, Mahomes connected with WR Sammy Watkins for a 60-yard touchdown pass that pushed the Chiefs lead to 35-17.

Tennessee went on to score a touchdown on a 22-yard pass from Tannehill to TE Anthony Firkser to cut into the Chiefs lead. After a Kansas City drive that took two minutes off the clock, the Chiefs defense applied heavy pressure on the Titans final drive as S Tyrann Mathieu broke up a third-down pass and DE Frank Clark sacked Tannehill for a 17-yard loss on fourth-and-six.

For the first time in franchise history, the Chiefs secured the Lamar Hunt Trophy as the AFC Champions and the club punched its ticket to the franchise's third Super Bowl, the first since the 1969 season.

With Hill's two first-half touchdown receptions, he and TE Travis Kelce became the first pair of teammates to each record a playoff game with multiple first-half receiving touchdowns in a single postseason since Colts wide receivers Marvin Harrison and Brandon Stokley accomplished the feat in 2003.



QB Patrick Mahomes dives across the goal line to cap his 27-yard touchdown rush at the end of the first half.

- TITANS** — Joseph, 30-yard field goal (8-58, 3:31).
- TITANS** — Henry, 4-yard run (Joseph kick) (9-58, 4:07).
- CHIEFS** — Hill, 8-yard pass from Mahomes (Butker kick) (10-74, 5:06).
- TITANS** — Kelly, 1-yard pass from Tannehill (Joseph kick) (15-75, 9:07).
- CHIEFS** — Hill, 20-yard pass from Mahomes (Butker kick) (5-63, 2:36).
- CHIEFS** — Mahomes, 27-yard run (Butker kick) (9-86, 1:40).
- CHIEFS** — Dam. Williams, 3-yard run (Butker kick) (13-73, 7:08).
- CHIEFS** — Watkins, 60-yard pass from Mahomes (Butker kick) (7-88, 4:21).
- TITANS** — Firkser, 22-yard pass from Tannehill (Joseph kick) (8-80, 3:15).

TEAM STATISTICS	TITANS	CHIEFS
First Downs	20	27
Total Net Yards	295	404
Rushes/Net Yards	23/85	27/112
Net Passing	210	292
Pass Attempts/Completions	32/22	35/23
Had Intercepted	0	0
Times Sacked/Yards	3/27	2/2
Punts/Average	3/46.3	3/40.7
Penalties/Yards	8/85	9/61
Fumbles/Lost	0/0	1/0
Possession Time	30:10	29:50

RUSHING

- CHIEFS** — Mahomes 8-53, TD; Dam. Williams 17-45, TD; Hill 1-7; Thompson 1-7.
- TITANS** — Henry 19-69, TD; Tannehill 3-11; Mariota 1-5.

RECEIVING

- CHIEFS** — Watkins 7-114, TD; Hill 5-67, 2 TDs; Dam. Williams 5-44; Kelce 3-30; Robinson 2-31; Hardman 1-8.
- TITANS** — Davis 5-65; Humphries 4-25; Brown 3-51; Smith 3-38; Henry 2-(-8); Hooker 1-28; Firkser 1-22, TD; Pruitt 1-9; Lewis 1-6; Kelly 1-1, TD.

PASSING

- CHIEFS** — Mahomes 23-35-294, 3 TDs, 0 INTs.
- TITANS** — Tannehill 21-31-209, 2 TDs, 0 INTs. Kern 1-1-28, 0 TDs, 0 INTs.

INTERCEPTIONS

- CHIEFS** — None.
- TITANS** — None.

SACKS

- CHIEFS** — Kpassagnon 2.0; Clark 1.0.
- TITANS** — Correa 1.0; Jones 0.5; Casey 0.5.

FIELD GOALS

- CHIEFS** — None.
- TITANS** — Joseph (30).





SUPER BOWL LIV
Chiefs 31, 49ers 20



February 2, 2020 • Hard Rock Stadium • 62,417

SAN FRANCISCO 3 7 10 0 — 20
KANSAS CITY 7 3 0 21 — 31

The Kansas City Chiefs squared off against the NFC Champion San Francisco 49ers in Super Bowl LIV at Hard Rock Stadium, the home of the Miami Dolphins, in Miami Gardens, Florida, on Sunday, February 2, 2020. It marked the club's third Super Bowl appearance (I, IV and LIV), but the first appearance for the club since winning Super Bowl IV against the Minnesota Vikings following the 1969 season.

The Chiefs went three-and-out on the game's opening drive and San Francisco got on the scoreboard first with a 38-yard K Robbie Gould field goal. The Chiefs then marched down the field and after a QB Patrick Mahomes scramble left the offense with a fourth-and-one, the Chiefs drew inspiration from the 1948 Rose Bowl between Michigan and USC, calling "Shift to Rose Bowl Right Parade" for RB Damien Williams to pick up four yards and a first down on the one-yard line. After being stopped on first down, Mahomes ran a speed option to the right and took the ball into the end zone to take the 7-3 lead.

On the following drive, CB Bashaud Breeland intercepted San Francisco QB Jimmy Garoppolo, setting up the chance for the Chiefs to extend their lead at the start of the second quarter. After reaching the red zone, Kansas City's drive stalled and K Harrison Butker connected on a 31-yard field goal to go up 10-3.

San Francisco evened the score at 10-10 in the second quarter after a string of five-consecutive plays that gained 10 or more yards, including a 15-yard touchdown pass from Garoppolo to FB Kyle Juszczyk. The Chiefs followed up with a punt on their next possession, and an offensive pass interference call against the 49ers stalled a late first-half drive, sending the teams to the locker room tied at 10-10.

San Francisco started the second half much the same way it started the game, taking its opening drive 60 yards before the Chiefs defense forced a 42-yard field goal. Facing third-and-12 on the next drive, Mahomes threw an interception as LB Fred Warner picked off a pass intended for WR Tyreek Hill. The 49ers converted that into points as RB Raheem Mostert scored on a one-yard rush, giving San Francisco the 20-10 lead. With under three minutes left in the third quarter, the Chiefs were facing their third-straight double-digit postseason deficit.

As the Chiefs were driving to start the fourth quarter, a nine-yard sack set the offense back, and Mahomes threw a pass on third-and-six intended for Hill that was intercepted by S Tarvarius Moore.

The Kansas City defense stepped up and forced a San Francisco punt after the interception, and the offense got to work. Facing second-and-15, Mahomes completed a 16-yard pass to Hill that was eventually overturned to an incomplete pass after a 49ers challenge. On third-and-15, Mahomes completed a 44-yard pass to Hill on the now-fabled "Gun Trey Right 3 Jet Chip Wasp Y Funnel," or "Wasp" for short. On third-and-10, Mahomes threw a pass to TE Travis Kelce that drew a defensive pass interference penalty, putting the ball on the one-yard line. Mahomes found Kelce for a one-yard touchdown pass on the next play to narrow the deficit to 20-17.

After a San Francisco three-and-out, the Chiefs took possession with just over five minutes left in the game. Highlighted by a 38-yard pass to WR Sammy Watkins, the drive was capped with a five-yard touchdown pass to RB Damien Williams, giving the Chiefs a lead they would not relinquish.

With San Francisco moving the ball in an attempt to take the lead, DE Frank Clark sacked Garoppolo for a nine-yard loss on fourth-and-10 with 1:25 left on the clock. Williams broke through the San Francisco defense on second down for a 38-yard touchdown run to extend the Chiefs lead to 31-20. DB Kendall Fuller then put the game on ice as he intercepted a last-ditch Garoppolo pass. The Chiefs were able to run out the clock to secure the club's second Super Bowl championship.

The 10-point fourth-quarter comeback tied for the second-largest comeback in Super Bowl history and the Chiefs became the first team to record three comebacks of at least 10 points in a single postseason in NFL history.

QB Patrick Mahomes was awarded the Pete Rozelle Trophy as MVP of the game. At 24 years and 138 days old, Mahomes became the youngest QB and the third-youngest player (Marcus Allen and Lynn Swann) to win the Super Bowl MVP award.

- 49ERS** — Gould, 38-yard field goal (10-62, 5:58).
- CHIEFS** — Mahomes, 1-yard run (Butker kick) (15-75, 7:26).
- CHIEFS** — Butker, 31-yard field goal (9-43, 4:36).
- 49ERS** — Juszczyk, 15-yard pass from Garoppolo (Gould kick) (7-80, 4:27).
- 49ERS** — Gould, 42-yard field goal (9-60, 5:31).
- 49ERS** — Mostert, 1-yard run (Gould kick) (6-55, 2:48).
- CHIEFS** — Kelce, 1-yard pass from Mahomes (Butker kick) (10-83, 2:40).
- CHIEFS** — Dam. Williams, 5-yard pass from Mahomes (Butker kick) (7-65, 2:26).
- CHIEFS** — Dam. Williams, 38-yard run (Butker kick) (2-42, 0:13).

TEAM STATISTICS	49ERS	CHIEFS
First Downs	21	26
Total Net Yards	351	397
Rushes/Net Yards	22/141	29/129
Net Passing	210	268
Pass Attempts/Completions	31/20	42/26
Had Intercepted	2	2
Times Sacked/Yards	1/9	4/18
Punts/Average	2/43.0	2/50.0
Penalties/Yards	5/45	4/24
Fumbles/Lost	1/0	3/0
Possession Time	26:47	33:13

RUSHING

- CHIEFS** — Dam. Williams 17-104, TD; Mahomes 9-29, TD; Kelce 1-2; Thompson 1-0; Hardman 1-(-6).
- 49ERS** — Mostert 12-58, TD; Samuel 3-53; Coleman 5-28; Garoppolo 2-2.

RECEIVING

- CHIEFS** — Hill 9-105; Kelce 6-43, TD; Watkins 5-98; Dam. Williams 4-29, TD; Bell 1-9; Hardman 1-2.
- 49ERS** — Samuel 5-39; Kittle 4-36; Juszczyk 3-39, TD; Sanders 3-38; Bourne 2-42; Wilson 1-20; Coleman 1-3; Mostert 1-2.

PASSING

- CHIEFS** — Mahomes 26-42-286, 2 TDs, 2 INTs.
- 49ERS** — Garoppolo 20-31-219, TD, 2 INTs.

INTERCEPTIONS

- CHIEFS** — Breeland 1-1; Fuller 1-0.
- 49ERS** — Moore 1-7; Warner 1-3.

SACKS

- CHIEFS** — Clark 1.0.
- 49ERS** — Buckner 1.5; Bosa 1.0; Mitchell 0.5; Tartt 1.0

FIELD GOALS

- CHIEFS** — Butker (31).
- 49ERS** — Gould (38) (42).



WR Tyreek Hill converts a 3rd and 15 on "Gun Trey Right 3 Jet Chip Wasp Y Funnel," the first of three fourth-quarter touchdowns.



2019 WORLD CHAMPIONS



Front Row: Jody Fortson, Dustin Colquitt, Chad Henne, Harrison Butker, Matt Moore, General Manager Brett Veach, Head Coach Andy Reid, Chairman and CEO Clark Hunt, President Mark Donovan, Kyle Shurmer, Tyreek Hill, Demarcus Robinson, Gehrig Dieter, Byron Pringle.

Second Row: Lamar Hunt Jr., Sharron Hunt, Sammy Watkins, Patrick Mahomes, Mecole Hardman, Marcus Kemp, Keith Reaser, Morris Claiborne, Bashaud Breeland, Juan Thornhill, Armani Watts, Jordan Lucas, LeSean McCoy, Norma Hunt, Dan Hunt.

Third Row: Damien Williams, Rashad Fenton, Kendall Fuller, Elijah McGuire, Alex Brown, Darrel Williams, Tyrann Mathieu, Darwin Thompson, Charvarius Ward, Marcus Marshall, Spencer Ware, John Lovett, James Winchester, Anthony Sherman, Emmanuel Smith, Mike Weber.

Fourth Row: Dorian O'Daniel, Nick Keizer, Daniel Sorensen, Darron Lee, Demone Harris, Anthony Hitchens, Damien Wilson, Frank Clark, Ben Niemann, Reggie Ragland, Ryan Hunter, Stefan Wisniewski, Austin Reiter.

Fifth Row: Mike Pennel, Jackson Barton, Greg Senat, Mitchell Schwartz, Eric Fisher, Nick Allegretti, Martin Rankin, Cam Erving, Laurent Duvernay-Tardif, Andrew Wylie, Felton Davis, Blake Bell, Deon Yelder.

Sixth Row: Offensive Coordinator Eric Bieniemy, Special Teams Coordinator/Assistant Head Coach Dave Toub, Travis Kelce, Emmanuel Ogbah, Derrick Nnadi, Tanoh Kpassagnon, Devaroe Lawrence, Terrell Suggs, Chris Jones, Braxton Hoyett, Alex Okafor, Xavier Williams, Khalel Saunders, Defensive Coordinator Steve Spagnuolo.

Seventh Row: Assistant Offensive Line Coach Corey Mattheai, Tight Ends Coach Tom Melvin, Pass Game Analyst/Assistant Quarterbacks Coach Joe Bleymaier, Wide Receivers Coach Greg Lewis, Special Teams Assistant Coach Rod Wilson, Quarterbacks Coach/Pass Game Coordinator Mike Kafka, Offensive Line Coach Andy Heck, Run Game Coordinator/Defensive Line Coach Brendan Daly, Linebackers Coach Matt House, Defensive Backs/Cornerbacks Coach Sam Madison, Linebackers/Outside Linebackers Coach Britt Reid, Running Backs Coach Deland McCullough, Defensive Backs Coach Dave Merritt, Vice President of Sports Medicine and Performance Rick Burkholder.

Eighth Row: Assistant Equipment Manager Chris Shropshire, Assistant Athletic Trainer Julie Frymyer, Assistant Athletic Trainer Tiffany Morton, Assistant Athletic Trainer David Glover, Assistant Athletic Trainer Evan Craft, Offensive Quality Control Coach David Girardi, Defensive Quality Control Coach Alex Whittingham, Strength and Conditioning Assistant Greg Carbin, Assistant Video Director Ken Radino, Video Assistant Josh Schmidt, Director of Video Operations Pat Brazil, Assistant to the Head Coach Porter Ellett, Strength and Conditioning Coach Barry Rubin, Equipment Director Allen Wright.

Ninth Row: Assistant Equipment Manager Cale Kirby, Defensive Assistant Connor Embree, Video Assistant Holt McKinney, Assistant Equipment Manager Jay White, Assistant Equipment Manager Kyle Crumbaugh, Strength and Conditioning Assistant Travis Crittenden, Defensive Quality Control Terry Bradden, Statistical Analysis Coordinator Mike Frazier, Strength and Conditioning Assistant Ryan Reynolds, Coaching Intern Dan Williams.





2020 AFC DIVISIONAL PLAYOFF GAME

Chiefs 22, Browns 17 January 17, 2021 • Arrowhead Stadium • 16,730



*Reduced capacity due to COVID-19

CLEVELAND 3 0 7 7 — 17
KANSAS CITY 6 13 3 0 — 22

Kansas City entered the 2020 postseason as the AFC's top seed, earning a first-round bye for the third-consecutive year. The Chiefs jumped out to an early 6-0 lead on a 10-play, 75-yard opening drive capped off by a one-yard rushing touchdown by QB Patrick Mahomes.

After a failed Chiefs PAT attempt, the Browns were able to cut the lead in half on the ensuing possession with a 46-yard field goal by K Cody Parkey. The drive stalled largely due to the first-career postseason sack by Chiefs rookie CB L'Jarius Sneed.

The Kansas City offense continued its hot start with a second-straight 75-yard drive, this time capped off by a 20-yard touchdown pass from Mahomes to TE Travis Kelce to give the Chiefs a 13-3 lead.

Chiefs K Harrison Butker was able to convert a 50-yard field goal later in the quarter to extend Kansas City's lead to 13 points with a score of 16-3. The 50-yarder marked what was at the time the longest field goal in Chiefs postseason history.

The Browns looked to gain momentum by making it a one-score game before the half as they marched down the field on the following possession. The drive ended with a huge swing in Kansas City's favor as S Daniel Sorensen made one of the biggest defensive plays of the season for the Chiefs. Browns QB Baker Mayfield connected with WR Rashard Higgins on a deep pass near the goal line, but as Higgins reached the ball out in attempt to break the plane, Sorensen delivered a strong hit to pop the ball out and force a fumble through the back of the end zone for a touchback and change of possession, preserving the 16-3 lead for the Chiefs.

The Chiefs offense worked efficiently on the next drive, going 70 yards in just over a minute and a half, setting up Butker to tack on another field goal to make the score 19-3 heading into halftime.

The Kansas City defense continued their strong performance after the intermission as S Tyrann Mathieu recorded his first-career postseason interception on the first drive of the second half.

However, just as everything seemed to be going Kansas City's way, the trajectory of the game changed dramatically. After a missed Chiefs field goal following the interception, Mayfield connected with WR Jarvis Landry on a touchdown pass to cap off a 77-yard drive for the Browns and cut the Chiefs lead to 19-10.

On the ensuing possession for the Chiefs, Mahomes took a hit around the head and neck area with 7:27 remaining in the third quarter. He came up off-balance and was forced to exit for the remainder of the contest as he entered the concussion protocol.

Mahomes was replaced by 35-year-old backup QB Chad Henne who was making his first-career postseason appearance. On Henne's first drive, he was able to move the Chiefs into field goal range and allow Butker to convert his third field goal of the day to give Kansas City a 22-10 lead.

The momentum fully swung in Cleveland's direction on the next possession as the Browns put together a long touchdown drive to close out the third quarter. The 18-play drive spanned 75 yards in over eight minutes, ending with RB Kareem Hunt punching it in from three yards out to make it a one-score game, 22-17, going into the final quarter.

Henne was picked off in the end zone by Browns S Karl Joseph on the following drive, setting Cleveland up with a touchback and a chance to take the lead late in the game.

The Kansas City defense stepped up to the plate and came up with a huge stop to preserve the lead and force Cleveland to punt the ball away with just over four minutes remaining in the game.

Henne and the Chiefs offense needed to come up with two first downs on the final drive to ice the game and advance to the AFC Championship Game. After moving the sticks once, Henne was sacked on the second set of downs to set up a 3rd-and-14 at the two-minute warning.

Following the pause in the action, it was Henne's turn to rise to the challenge as he made a play that will be remembered in Chiefs Kingdom forever. As he dropped back to pass on third down, the pocket collapsed and Henne escaped out to the left, scrambling toward the marker and

diving head-first for the line to gain. After a measurement, the ball was marked less than one yard shy of the first down and the Chiefs were faced with a fourth down with 1:14 remaining.

The Chiefs came out in a shotgun formation with three receivers split out wide to the right for the fourth down. After letting the play clock wind down, the ball was snapped and Henne connected with WR Tyreek Hill on a short out-route from the slot, good for five yards and the first down. After that, Henne was able to line up in victory formation and take a knee to send Kansas City to its third-consecutive AFC Championship Game.

Notably, Hill (110) and Kelce (109) both tallied 100+ receiving yards in the game, marking only the second time in franchise history that the Chiefs have had two 100+-yard receivers in a postseason game.

By completing 21-of-30 passes (70.0%) for 255 yards in the game, Mahomes (1,729) passed QB Len Dawson (1,497) for the most postseason passing yards in franchise history. But it was the late-game heroics by Henne that will be remembered and left Mahomes to write on Twitter following the game: "#HenneThingsPossible."

- CHIEFS** — Mahomes, 1-yard run (kick failed, wl) (10-75, 5:49).
- BROWNS** — Parkey, 46-yard field goal (12-47, 6:30).
- CHIEFS** — Kelce, 20-yard pass from Mahomes (Butker kick) (7-75, 3:53).
- CHIEFS** — Butker, 50-yard field goal (13-53, 6:29).
- CHIEFS** — Butker, 28-yard field goal (9-70, 1:32).
- BROWNS** — Landry, 4-yard pass from Mayfield (Parkey kick) (8-77, 4:38).
- CHIEFS** — Butker, 33-yard field goal (11-60, 5:05).
- BROWNS** — Hunt, 3-yard run (Parkey kick) (18-75, 8:17) (8-90, 2:03).

TEAM STATISTICS	BROWNS	CHIEFS
First Downs	21	24
Total Net Yards	308	438
Rushes/Net Yards	22/112	24/123
Net Passing	196	315
Pass Attempts/Completions	37/23	38/27
Had Intercepted	1	1
Times Sacked/Yards	1.0/8.0	1.0/6.0
Punts/Average	2/47.5	0/0.0
Penalties/Yards	3/25	7/55
Fumbles/Lost	1/1	0/0
Possession Time	29:23	30:37

RUSHING

- CHIEFS** — Williams 13-78; Mahomes 3-14, TD; Henne 2-12; Hill 3-9; Bell 2-6; Hardman 1-4.
- BROWNS** — Chubb 13-69; Hunt 6-32, TD; Mayfield 3-11.

RECEIVING

- CHIEFS** — Hill 8-110; Kelce 8-109, TD; Hardman 4-58; Williams 4-16; Pringle 2-14; Robinson 1-14.
- BROWNS** — Landry 7-20, TD; Higgins 5-88; Njoku 4-59; Hooper 2-16; Chubb 2-4; Peoples-Jones 1-23; Hunt 1-2; Mayfield 1-(-8).

PASSING

- CHIEFS** — Mahomes 21-30-255, TD, 0 INT; Henne 6-8-66, INT.
- BROWNS** — Mayfield 23-37-204, TD, INT.

INTERCEPTIONS

- CHIEFS** — Mathieu 1-17.
- BROWNS** — Joseph 1-0.

SACKS

- CHIEFS** — Sneed 1.0.
- BROWNS** — Garrett 1.0.

FIELD GOALS

- CHIEFS** — Butker (50) (28) 33LU (33).
- BROWNS** — Parkey (46).





2020 AFC CHAMPIONSHIP GAME

Chiefs 38, Bills 24 January 24, 2021 • Arrowhead Stadium • 16,993



*Reduced capacity due to COVID-19

BUFFALO.....9 3 3 9 — 24
KANSAS CITY.....0 21 10 7 — 38

The Chiefs became the first team in NFL history to host three consecutive AFC Championship Games as they took on the Buffalo Bills in front of their home crowd with a chance to hoist the Lamar Hunt Trophy for the second year in a row. The only other team in NFL history to host three-straight conference championship games were the 2002-04 Philadelphia Eagles, also led by Head Coach Andy Reid.

The major storyline throughout the week leading up to the game was whether QB Patrick Mahomes would be eligible to play, but he was able to clear the concussion protocol and make the start, becoming the first quarterback in NFL history to start three-consecutive conference championship games in his first four seasons in the league.

The Bills got out to an early lead, with a 51-yard field goal by K Tyler Bass and a three-yard touchdown reception by TE Dawson Knox following a muffed punt by the Chiefs to put Buffalo ahead 9-0.

No strangers to postseason deficits after their Super Bowl run the year before, Kansas City responded on their next drive as WR Mecole Hardman, who had muffed the punt earlier, quickly redeemed himself by taking a three-yard pass in for the score to cut the lead to 9-7.

After the defense forced a punt, Hardman took a handoff around the left end for 50 yards down to the Buffalo 32-yard line. The 50-yard carry marked the longest run from scrimmage in postseason franchise history. This set up a quick scoring drive capped off by a six-yard touchdown run by RB Darrell Williams to put the Chiefs ahead 14-9.

After forcing a three-and-out on the next possession, the Chiefs were able to punch it into the end zone one more time before the half on a one-yard rush by rookie RB Clyde Edwards-Helaire. Returning from a high ankle sprain suffered in Week 15, it was his first-career postseason touchdown. Buffalo responded with a field goal to make the score 21-12 heading into halftime.

After both teams traded field goals to open up the second half, the Chiefs offense continued its hot streak with a quick 75-yard drive ending with a one-yard touchdown reception by TE Travis Kelce. The drive was highlighted by a short pass to WR Tyreek Hill on the second play in which Hill was able to elude several Bills defenders and use a burst of speed to stretch it into a 71-yard gain. The 71-yard reception was the second-longest catch in Chiefs postseason history. Hill finished the game with 172 yards, the most receiving yards by any Chiefs player in postseason history.

A 30-yard interception return by CB Rashad Fenton set up yet another scoring drive for Kansas City, this time closed out with a five-yard pass to Kelce to push the lead to 38-15. With two touchdowns on the day, Kelce increased his career total to nine postseason receiving touchdowns, the most in Chiefs history and the second-most by a tight end in NFL history, trailing only Tampa Bay TE Rob Gronkowski. Kelce finished with 118 yards on 13 receptions, the most receptions by any player in a Conference Championship Game in the Super Bowl era.

The Chiefs defense held the Bills to only nine points in the fourth quarter. Chiefs DE Frank Clark recorded 2.0 sacks in the final quarter, bringing his career postseason total to 10.0 sacks, including a franchise record 7.0 postseason sacks with the Chiefs in just two seasons with the team.

Notably, Chiefs T Eric Fisher suffered a torn achilles tendon in the fourth quarter of the game which would force him to miss the remainder of the postseason.

With a final score of 38-24, Kansas City advanced to the Super Bowl for the fourth time in franchise annals and earned back-to-back appearances for the first time in team history.

With three touchdown passes in the game, Mahomes (17) passed Seahawks QB Russell Wilson (16) for the most postseason passing touchdowns by a player in his first four seasons in NFL history.

The win gave Reid 17 postseason victories on his career, moving him into a tie for fourth place with PFHOF coach Joe Gibbs on the NFL's all-time list.

- BILLS** — Bass, 51-yard field goal (10-42, 3:33).
- BILLS** — Knox, 3-yard pass from Allen (kick failed, hru) (1-3, 0:05).
- CHIEFS** — Hardman, 3-yard pass from Mahomes (Butker kick) (14-80, 6:58).
- CHIEFS** — Williams, 6-yard run (Butker kick) (5-82, 2:51).
- CHIEFS** — Edwards-Helaire, 1-yard run (H.Butker kick) (9-77, 4:19).
- BILLS** — Bass, 20-yard field goal (12-73, 4:01).
- CHIEFS** — Butker, 45-yard field goal (10-48, 4:12).
- BILLS** — Bass, 27-yard field goal (10-67, 4:59).
- CHIEFS** — Kelce, 1-yard pass from Mahomes (Butker kick) (4-75, 2:20).
- CHIEFS** — Kelce, 5-yard pass from Mahomes (Butker kick) (11-58, 5:35).
- BILLS** — McKenzie, 6-yard pass from Allen (pass failed) (10-75, 3:28).
- BILLS** — Bass, 51-yard field goal (5-16, 0:54).

TEAM STATISTICS	BILLS	CHIEFS
First Downs	24	29
Total Net Yards	363	439
Rushes/Net Yards	18/129	25/114
Net Passing	234	325
Pass Completions/Attempts	28/48	29/38
Had Intercepted	1	0
Times Sacked/Yards	4/53	1/0
Punts/Average	3/49.3	1/44.0
Penalties/Yards	4/38	3/32
Fumbles/Lost	0/0	1/1
Possession Time	28:51	31:09

RUSHING

- CHIEFS** — Williams 13-52, TD; Hardman 1-50; Edwards-Helaire 6-7, TD; Mahomes 5-5.
- BILLS** — Allen 7-88; Singletary 6-17; Yeldon 3-15; McKenzie 2-9.

RECEIVING

- CHIEFS** — Kelce 13-118, 2 TDs; Hill 9-172; Pringle 3-22; Hardman 2-4, TD; Williams 1-9; Edwards-Helaire 1-0.
- BILLS** — Beasley 7-88; Diggs 6-77; Knox 6-42, TD; Yeldon 4-41; Brown 2-24; Singletary 2-9; McKenzie 1-6, TD.

PASSING

- CHIEFS** — Mahomes 29-38-325, 3 TDs, 0 INT.
- BILLS** — Allen 28-48-287, 2 TDs, INT.

INTERCEPTIONS

- CHIEFS** — Fenton 1-30.
- BILLS** — None.

SACKS

- CHIEFS** — Clark 2.0; Kpassagnon 1.0; Sneed 1.0.
- BILLS** — Hughes 1.0-0.

FIELD GOALS

- CHIEFS** — Butker (45).
- BILLS** — Bass (51) (20) (27) (51).





SUPER BOWL LV

Buccaneers 31, Chiefs 9

February 7, 2021 • Raymond James Stadium • 24,835



*Reduced capacity due to COVID-19

KANSAS CITY 3 3 3 0 — 9
TAMPA BAY 7 14 10 0 — 31

The Chiefs faced off with the Tampa Bay Buccaneers in Super Bowl LV in a rematch of a Week 12 contest in the regular season that the Chiefs won 27-24. With the game being held at Raymond James Stadium in Tampa, Fla., home to the Buccaneers, it marked the first time in NFL history that a team would play a Super Bowl in its home stadium.

Entering the game with a record of 16-2 (regular and postseason), the Chiefs stellar season would come to a disappointing close as Tampa Bay controlled the contest from nearly start to finish.

It was a defensive start to the game with both teams trading punts on the first three drives. On Tampa Bay's second drive, Chiefs DE Frank Clark notched his third sack of the 2020 postseason by taking down Buccaneers QB Tom Brady for a loss of six yards to force a fourth down. This brought Clark's total to 11.0 career postseason sacks and 8.0 postseason sacks since joining the Chiefs, the most in franchise history. On the ensuing possession, the Chiefs were finally able to put points on the board with a 49-yard field goal by K Harrison Butker to take a 3-0 lead.

The Buccaneers responded on the next possession, with an eight-yard pass from Brady to TE Rob Gronkowski to put them ahead 7-3 at the end of the first quarter.

The Bucs opened up the lead in the second quarter. Butker converted another field goal for Kansas City, but Tampa Bay answered with two more touchdowns on a 17-yard pass to Gronkowski and a one-yard pass to WR Antonio Brown to make the score 21-6 at halftime.

The third quarter opened with a 52-yard Butker field goal, marking the longest made field goal in Chiefs postseason history, topping the previous franchise-long kick of 50 yards, which Butker set in the 2020 AFC Divisional matchup against the Cleveland Browns. But field goals wouldn't be enough as the Bucs came back with another touchdown and a field goal to increase their lead to 31-9, which would ultimately be the final score.

Although Kansas City was denied in its attempt to become the first team since the 2003-04 Patriots to win back-to-back Super Bowls, several Chiefs still made history in the contest.

For the third-consecutive postseason game, Chiefs TE Travis Kelce tallied 100+ receiving yards, recording 133 yards in Super Bowl LV. Kelce became the first TE in NFL history to record three-consecutive 100-yard games in a single postseason. He joined Arizona WR Larry Fitzgerald, who recorded four-consecutive 100-yard games in the 2008 postseason, as the only the only two players in NFL history with at least three-consecutive 100-yard games in the same postseason. Kelce's six career 100-yard receiving games in the postseason were the most in franchise history at the time.

Furthermore, with 10 receptions in Super Bowl LV, Kelce set the NFL record for the most receptions by any player in a single postseason with 31. He passed Fitzgerald who recorded 30 receptions during the 2008 postseason. The previous high mark by a tight end was 22 receptions, set by Cincinnati TE Dan Ross in the 1981 postseason.

With his start in Super Bowl LV, Chiefs QB Patrick Mahomes became the youngest quarterback in NFL history (25 years and 143 days old) to start in two Super Bowls, surpassing Seattle's Russell Wilson, who was 26 years and 64 days old at the time of his second Super Bowl start (SB XLIX). Mahomes and Brady (43 years and 188 days old) had the largest age differential (18 years and 45 days) between opposing starting quarterbacks in Super Bowl history.

By completing 26 passes for 270 yards in Super Bowl LV, Mahomes brought his totals to 191 completions for 2,324 yards in his postseason career. He passed Seattle QB Russell Wilson (167) and PFHOF QB Kurt Warner (169) for most postseason completions in a quarterback's first four seasons and moved past Warner (2,221) for second-most postseason passing yards by a quarterback in their first four seasons.

With his appearance in Super Bowl LV, Chiefs FB Anthony Sherman recorded his 13th postseason game with Kansas City, which at the time was the most postseason appearances by a Chiefs player.

- CHIEFS** — Butker, 49-yard field goal (8-31, 3:23).
- BUCS** — Gronkowski, 8-yard pass from Brady (Succop kick) (8-75, 4:33).
- BUCS** — Gronkowski, 17-yard pass from Brady (Succop kick) (6-38, 2:58).
- CHIEFS** — Butker, 34-yard field goal (10-61, 5:04).
- BUCS** — Brown, 1-yard pass from Brady (Succop kick) (5-71, 0:55).
- CHIEFS** — Butker, 52-yard field goal (7-47, 3:34).
- BUCS** — Fournette, 27-yard run (Succop kick) (6-74, 3:41).
- BUCS** — Succop, 52-yard field goal (8-11, 3:34).

TEAM STATISTICS	BUCCANEERS	CHIEFS
First Downs	26	22
Total Net Yards	340	350
Rushes/Net Yards	33/145	17/107
Net Passing	195	243
Pass Completions/Attempts	21/29	26/49
Had Intercepted	0	2
Times Sacked/Yards	1/6	3/27
Punts/Average	4/37.5	3/35.7
Penalties/Yards	4/39	11/120
Fumbles/Lost	1/0	1/0
Possession Time	31:23	28:37

RUSHING

- CHIEFS** — Edwards-Helaire 9-64; Mahomes 5-33; Williams 2-5; Hill 1-5.
- BUCS** — Fournette 16-89, TD; Jones 12-61; Brady 4-(-2); Miller 1-(-3).

RECEIVING

- CHIEFS** — Kelce 10-133; Hill 7-73; Edwards-Helaire 2-23; Williams 2-10; Hardman 2-4; Watkins 1-13; Robinson 1-11; Pringle 1-3.
- BUCS** — Gronkowski 6-67, 2 TDs; Brown 5-22, TD; Fournette 4-46; Brate 3-26; Godwin 2-9; Evans 1-31.

PASSING

- CHIEFS** — Mahomes 26-49-270, 2 INTs.
- BUCS** — Brady 21-29-201, 3 TDs, 0 INT.

INTERCEPTIONS

- CHIEFS** — None.
- BUCS** — Winfield 1-0; White 1-0.

SACKS

- CHIEFS** — Clark 1.0.
- BUCS** — Suh 1.5; Barrett 1.0; Gill 0.5.

FIELD GOALS

- CHIEFS** — Butker (49) (34) (52).
- BUCS** — Succop (52).



K Harrison Butker converts one of his three field goals during Super Bowl LV while P Tommy Townsend holds.





2021 AFC Wild Card Playoff Game

Chiefs 42, Steelers 21

January 16, 2022 • GEHA Field at Arrowhead Stadium • 73,253



PITTSBURGH 0 7 7 7 — 21
KANSAS CITY 0 21 14 7 — 42

Following Kansas City's sixth-consecutive AFC West Title, the Chiefs hosted the Pittsburgh Steelers in a primetime Super Wild Card Weekend showdown on NBC's Sunday Night Football. The game marked Pittsburgh's second trip to GEHA Field at Arrowhead Stadium in three weeks as it was a rematch of a Week 16 regular season matchup, which the Chiefs won, 36-10.

Both offenses sputtered at the start of the game as the two teams combined for seven punts in the first quarter, along with an interception by Chiefs QB Patrick Mahomes.

Kansas City looked for a spark by turning to the Wildcat formation on the first drive of the second quarter with a direct snap to WR Mecole Hardman. However, the offensive woes continued as a handoff between Hardman and RB Darrel Williams was fumbled and then recovered by Steelers DE T.J. Watt and returned 26 yards for the first score of the game.

After the Steelers capitalized on the Chiefs miscue, Kansas City rattled off five straight touchdowns - all coming on passes from QB Patrick Mahomes. RB Jerick McKinnon and WR Byron Pringle each recorded touchdown receptions, and Mahomes connected with TE Travis Kelce for a 48-yard catch-and-run touchdown with less than 15 seconds left in the first half to take a 21-7 lead into the break.

The offense picked up where it left off in the third quarter with Mahomes finding G Nick Allegretti for a one-yard touchdown pass on a tackle-eligible play. On Pittsburgh's first play from scrimmage after the touchdown, Chiefs LB Willie Gay forced a RB Najee Harris fumble that was recovered by Chiefs DE Frank Clark. Two plays later, Mahomes connected with WR Tyreek Hill on a 31-yard touchdown pass to go up 35-7.

Pittsburgh would tally its first offensive touchdown of the day on a 13-yard pass from QB Ben Roethlisberger to WR Diontae Johnson to cap its longest drive of the day - a 10-play, 75-yard scoring effort. Kansas City answered with another highlight play as Kelce took a direct snap and found Pringle in the end zone for a one-yard touchdown, marking the Kansas State product's second touchdown reception of the game to extend the lead to 42-14.

Pittsburgh would add a fourth-quarter touchdown on a 15-yard pass from Roethlisberger to WR James Washington to narrow the final score gap to 42-21. Kansas City's second win against the Steelers in three weeks set up another 2021 rematch in the AFC Divisional Round as the Chiefs would play host to the Buffalo Bills for the second time in 2021.

The AFC Wild Card Game would prove to be the final professional game of Roethlisberger's 18-year career as he announced his retirement from the NFL less than two weeks after the playoff game in Kansas City.



QB Patrick Mahomes and QB Ben Roethlisberger meet postgame after what would become Roethlisberger's final NFL game after an 18-year career in Pittsburgh.

- STEELERS** — Watt, 26-yard fumble return (Boswell kick).
- CHIEFS** — McKinnon, 4-yard pass from Mahomes (Butker kick) (8-76, 4:56).
- CHIEFS** — Pringle, 12-yard pass from Mahomes (Butker kick) (7-74, 2:43).
- CHIEFS** — Kelce, 48-yard pass from Mahomes (Butker kick) (6-80, 0:39).
- CHIEFS** — Allegretti, 1-yard pass from Mahomes (Butker kick) (9-68, 4:47).
- CHIEFS** — Hill, 31-yard pass from Mahomes (Butker kick) (2-29, 0:42).
- STEELERS** — Johnson, 13-yard pass from Roethlisberger (Boswell kick) (10-75, 5:04).
- CHIEFS** — Pringle, 2-yard pass from Kelce (Butker kick) (9-75, 4:57).
- STEELERS** — Washington, 15-yard pass from Roethlisberger (Boswell kick) (15-75, 6:37).

TEAM STATISTICS	STEELERS	CHIEFS
First Downs	19	26
Total Net Yards	257	478
Rushes/Net Yards	20/56	22/106
Net Passing	201	372
Pass Attempts/Completions	44/29	40/31
Had Intercepted	0	1
Times Sacked/Yards	2/14	3/34
Punts/Average	7/49.7	4/34.5
Penalties/Yards	4/45	3/25
Fumbles/Lost	2/1	2/1
Possession Time	30:00	30:00

RUSHING

- CHIEFS** — McKinnon 12-61; Mahomes 3-29; Hardman 2-6; Williams 1-4; Gore 3-3; Burton 1-3.
- STEELERS** — Harris 12-29; Snell 2-15; Ballage 4-13; Roethlisberger 2-(-1).

RECEIVING

- CHIEFS** — Kelce 5-108, TD; McKinnon 6-81, TD; Robinson 4-76; Hill 5-57, TD; Hardman 4-43; Pringle 5-37, 2 TDs; Bell 1-3; Allegretti 1-1, TD.
- STEELERS** — Washington 2-37, TD; Johnson 5-34, TD; Gentry 4-33; Smith-Schuster 5-26; Freiermuth 4-25; Claypool 3-25; McCloud 2-20; Snell 2-16; Harris 2-(-1).

PASSING

- CHIEFS** — Mahomes 30-39-404, 5 TDs, INT; Kelce 1-1-2, TD, 0 INT.
- STEELERS** — Roethlisberger 29-44-215, 2 TDs, 0 INT.

INTERCEPTIONS

- CHIEFS** — None.
- STEELERS** — Bush 1-10.

SACKS

- CHIEFS** — Danna 1.0; Wharton 1.0.
- STEELERS** — Adams 1.0; Highsmith 1.0; Watt 1.0.

FIELD GOALS

- CHIEFS** — None.
- STEELERS** — None.





2021 AFC Divisional Playoff Game

Chiefs 42, Bills 36 (OT)



January 23, 2022 • GEHA Field at Arrowhead Stadium • 73,242

BUFFALO 7 7 7 15 0 — 36
KANSAS CITY 7 7 9 13 6 — 42

The 2021 AFC Divisional Round matchup against Buffalo was a rematch of the 2020 AFC Championship Game that propelled the Chiefs to a spot in Super Bowl LV, and it was also a rematch from Week 5 of the 2021 regular season in which the Bills handed Kansas City a 38-20 loss. The storylines around the game made it one of the most highly anticipated matchups of the entire season.

Buffalo opened the game with a 13-play, 71-yard drive that saw the Bills convert two fourth-down attempts, including a one-yard TD rush by RB Devin Singletary to get out to an early 7-0 lead. Kansas City would quickly answer with an eight-yard TD rush by QB Patrick Mahomes to cap an 11-play, 74-yard drive. The clubs traded second-quarter touchdowns as Mahomes found WR Byron Pringle for a two-yard score, and Buffalo QB Josh Allen answered on the next drive with an 18-yard touchdown pass to WR Gabriel Davis to knot the game at 14-14 at halftime.

Kansas City jumped out to a two-score lead in the third quarter on a 39-yard K Harrison Butker field goal and a 25-yard jet sweep touchdown rush by WR Mecole Hardman, although Butker's PAT bounced off the left upright. Allen and the Bills wasted no time answering as Allen connected with Davis for a 75-yard touchdown to narrow the Chiefs lead to 23-21 entering the fourth quarter.

The game's fourth quarter alone lived up to the hype generated prior to the game as the teams combined for an explosion of 28 fourth-quarter points. Butker converted a 28-yard field goal to start the scoring. Then Allen connected with Davis for a 27-yard touchdown to cap a 17-play, 75-yard drive that took more than seven minutes off the clock. The Bills had the 29-26 lead with less than two minutes remaining. Kansas City retook a 33-29 lead after a five-play, 75-yard drive that lasted 52 seconds and was capped by a 64-yard pass to WR Tyreek Hill. Allen led the Bills down the field in short order, finding Davis for his NFL-postseason record fourth touchdown reception of the game, this time a 19-yarder that put the Bills up 36-33 with just 13 seconds left on the clock. What happened in those ensuing 13 seconds is now etched in franchise lore as Mahomes first found Hill for 19 yards before taking a timeout with eight seconds left. Mahomes then found TE Travis Kelce for a 25-yard gain, followed by another timeout with three seconds left. That set up a game-tying 49-yard field goal from Butker to push the game into overtime.

Kansas City won the overtime coin toss and never looked back as the Chiefs marched down the field in seven plays and found themselves in a first-and-goal situation. On the next play, Mahomes found Kelce for the game-winning eight-yard touchdown to win 42-36 and advance to the club's fourth-consecutive home AFC Championship Game. The Chiefs became just the seventh team in NFL history to reach four-straight Conference Title Games and the first team to host four consecutive Conference Title Games.

The win gave the Chiefs a franchise record six consecutive home postseason victories, tying for the 10th-longest home winning streak in the NFL dating back to 1970.



TE Travis Kelce hauls in the game-winning eight-yard TD pass to send Kansas City to its fourth consecutive home AFC Championship Game.

- BILLS** — Singletary, 1-yard run (Bass kick) (13-71, 6:57).
- CHIEFS** — Mahomes, 8-yard run (Butker kick) (11-74, 5:37).
- CHIEFS** — Pringle, 2-yard pass from Mahomes (Butker kick) (12-86, 6:51).
- BILLS** — Davis, 18-yard pass from Allen (Bass kick) (7-75, 1:15).
- CHIEFS** — Butker, 39-yard FG (13-54, 7:59).
- CHIEFS** — Hardman, 25-yard run (kick failed, hlu) (5-61, 2:43).
- BILLS** — Davis, 75-yard pass from Allen (Bass kick) (1-75, 0:10).
- CHIEFS** — Butker, 28-yard FG (4-6, 2:33).
- BILLS** — Davis, 27-yard pass from Allen (Allen-Diggs pass) (17-75, 7:01).
- CHIEFS** — Hill, 64-yard pass from Mahomes (Butker kick) (5-75, 0:52).
- BILLS** — Davis, 19-yard pass from Allen (Bass kick) (6-75, 0:49).
- CHIEFS** — Butker, 49-yard FG (3-44, 0:13).
- CHIEFS** — Kelce, 8-yard pass from Mahomes (8-75, 4:15).

TEAM STATISTICS	BILLS	CHIEFS
First Downs	23	30
Total Net Yards	422	552
Rushes/Net Yards	24/109	27/182
Net Passing	313	370
Pass Attempts/Completions	37/27	44/33
Had Intercepted	0	0
Times Sacked/Yards	2/16	2/8
Punts/Average	4/43.8	2/44.0
Penalties/Yards	3/15	1/10
Fumbles/Lost	1/0	1/0
Possession Time	27:37	36:38

RUSHING

- CHIEFS** — Mahomes 7-69, TD; Edwards-Helaire 7-60; Hardman 2-31, TD; McKinnon 10-24; Hill 1-(-2).
- BILLS** — Allen 11-68; Singletary 10-26, TD; McKenzie 3-15.

RECEIVING

- CHIEFS** — Hill 11-150, TD; Kelce 8-96, TD; McKinnon 5-54; Pringle 5-29, TD; Hardman 1-26; Gray 2-14; Edwards-Helaire 1-9.
- BILLS** — Davis 8-201, 4 TDs; Beasley 6-60; Singletary 4-25; Sanders 1-16; Knox 2-9; Gilliam 2-8; Diggs 3-7; McKenzie 1-3.

PASSING

- CHIEFS** — Mahomes 33-44-378, 3 TDs, 0 INT.
- BILLS** — Allen 27-37-329, 4 TDs, 0 INT.

INTERCEPTIONS

- CHIEFS** — None.
- BILLS** — None.

SACKS

- CHIEFS** — Reed 1.0; Ingram 1.0.
- BILLS** — Johnson 1.0, Oliver 1.0.

FIELD GOALS

- CHIEFS** — Butker 50RU (39) (28) (49).
- BILLS** — None.





2021 AFC Championship Game

Bengals 27, Chiefs 24 (OT)

January 30, 2022 • GEHA Field at Arrowhead Stadium • 73,377



CINCINNATI **3 7 11 3 3 —27**
KANSAS CITY **7 14 0 3 0 —24**

The Kansas City Chiefs made history as the first team in NFL annals to host four consecutive conference championship home games when the franchise welcomed the Cincinnati Bengals to GEHA Field at Arrowhead Stadium.

The Kansas City defense opened the game by forcing a quick three-and-out against the Bengals, and converted that into points behind an 11-play, 84-yard drive that was capped by a 10-yard touchdown pass from QB Patrick Mahomes to WR Tyreek Hill, putting the Chiefs up 7-0. Cincinnati would answer with a 14-play drive of its own that resulted in a 32-yard field goal from rookie K Evan McPherson.

Mahomes then quickly found WR Mecole Hardman for a 44-yard connection, eventually setting up a five-yard touchdown pass to TE Travis Kelce to extend Kansas City's lead to 14-3. After forcing another Bengals punt, Kansas City added to its lead on a three-yard touchdown pass from Mahomes to Hardman to go up 21-3. The Bengals narrowed the gap before halftime as QB Joe Burrow connected with RB Samaje Perine for a 41-yard catch-and-run touchdown with less than two minutes to go in the first half of the game. Kansas City would push down the field in the waning moments of the first half, but were stopped at the goal line attempting to extend the lead with a touchdown with just five seconds left in the first half.

The two teams traded punts to open the third quarter before McPherson connected on a 31-yard field goal for the Bengals. After a Mahomes interception early on the ensuing drive, Cincinnati converted the turnover into points as Burrow found rookie WR Ja'Marr Chase for a two-yard touchdown. With a successful two-point conversion pass, the Bengals pulled even at 21-21 heading into the fourth quarter.

Kansas City was forced to punt, but immediately got the ball back as CB L'Jarius Sneed intercepted Burrow near midfield. The Chiefs offense could not capitalize on the turnover though and punted the ball back to the Bengals. Cincinnati then used 11 plays to cover 46 yards and took a 24-21 lead on a 52-yard McPherson field goal with just over six minutes remaining in the game.

Kansas City covered 49 yards in 14 plays, including converting two separate third downs before K Harrison Butker connected on a 44-yard field goal as time expired to send the game into overtime tied at 24-24.

After winning the coin toss, Kansas City's only drive of overtime stalled when a Mahomes' pass intended for Hill on third-and-10 was tipped and intercepted near midfield. Cincinnati then used nine plays to cover 42 yards and converted a 31-yard field goal from McPherson on third-and-11 to thwart Kansas City's bid for a third-straight trip to the Super Bowl.



WR Tyreek Hill opened the game's scoring with a 10-yard touchdown reception.

- CHIEFS** — Hill, 10-yard pass from Mahomes (Butker kick) (11-84, 6:09).
- BENGALS** — McPherson, 32-yard FG (14-61, 6:41).
- CHIEFS** — Kelce, 5-yard pass from Mahomes (Butker kick) (7-75, 3:22).
- CHIEFS** — Hardman, 3-yard pass from Mahomes (Butker kick) (8-72, 4:56).
- BENGALS** — Perine, 41-yard pass from Burrow (McPherson kick) (7-70, 3:59).
- BENGALS** — McPherson, 31-yard FG (11-52, 5:42).
- BENGALS** — Chase, 2-yard pass from Burrow (Burrow-Taylor pass) (5-27, 2:04).
- BENGALS** — McPherson, 52-yard FG (11-46, 6:23).
- CHIEFS** — Butker, 44-yard FG (14-49, 6:04).
- BENGALS** — McPherson, 31-yard FG (9-42, 5:24).

TEAM STATISTICS	BENGALS	CHIEFS
First Downs	21	24
Total Net Yards	359	375
Rushes/Net Yards	27/116	24/139
Net Passing	243	236
Pass Attempts/Completions	38/23	39/26
Had Intercepted	1	2
Times Sacked/Yards	1/7	4/39
Punts/Average	3/40.3	4/52.3
Penalties/Yards	4/30	2/11
Fumbles/Lost	0/0	2/0
Possession Time	35:56	29:42

RUSHING

- CHIEFS** — McKinnon 12-65; Edwards-Helaire 6-36; Mahomes 3-19; Hardman 2-18; Burton 1-1.
- BENGALS** — Mixon 21-88; Burrow 5-25; Chase 1-3.

RECEIVING

- CHIEFS** — Kelce 10-95, TD; Hill 7-78, TD; Hardman 3-52, TD; McKinnon 3-30; Pringle 2-16; Edwards-Helaire 1-4.
- BENGALS** — Higgins 6-103; Chase 6-54, TD; Perine 3-43, TD; Mixon 3-27; Boyd 4-19; Sample 1-4.

PASSING

- CHIEFS** — Mahomes 26-39-275, 3 TDs, 2 INTs.
- BENGALS** — Burrow 23-38-250, 2 TDs, INT.

INTERCEPTIONS

- CHIEFS** — Sneed 1-0.
- BENGALS** — Bell 1-5; Hill 1-3.

SACKS

- CHIEFS** — Ingram 1.0.
- BENGALS** — Hubbard 2.0; Hendrickson 1.5; Hill 0.5.

FIELD GOALS

- CHIEFS** — Butker (44).
- BENGALS** — McPherson (32) (31) (52) (31).





2022 AFC Divisional Playoff Game

Chiefs 27, Jaguars 20

January 21, 2023 • GEHA Field at Arrowhead Stadium • 73,220



JACKSONVILLE 7 3 0 10 — 20
KANSAS CITY 7 10 3 7 — 27

With a 14-3 regular season record, the Kansas City Chiefs secured the AFC playoffs only first-round bye, welcoming the Jacksonville Jaguars to GEHA Field at Arrowhead Stadium for the Divisional Round. It was a rematch of a Week 10 matchup in Kansas City, and the Chiefs jumped on the board first with an eight-yard TD pass from QB Patrick Mahomes to TE Travis Kelce.

Jacksonville would pull even on the ensuing drive after a 63-yard kickoff return by WR Jamal Agnew set the Jaguars up with a short field. QB Trevor Lawrence connected with WR Christian Kirk for a 10-yard touchdown to tie the game.

Mahomes injured his right ankle at the end of the first quarter, with K Harrison Butker giving the Chiefs a 10-7 lead with a 50-yard field goal less than a minute into the second quarter. After Jacksonville got inside Kansas City's 30-yard line, a Jaguars penalty and a DE Frank Clark sack pushed the Jaguars out of field goal range and forced a punt that was downed at the Chiefs two-yard line.

With Mahomes sidelined with the ankle injury, QB Chad Henne entered the game and orchestrated a 12-play, 98-yard touchdown drive to extend the Chiefs lead to 17-7. Henne completed five of seven passes for 23 yards on the drive, capping it with a one-yard connection to Kelce, his second receiving touchdown of the game.

Jacksonville narrowed the Chiefs lead to 17-10 with a 41-yard field goal from K Riley Patterson with just under 30 seconds left to go in the first half.

Coming out of halftime, Mahomes re-entered the game and the two teams each traded a pair of punts in the third quarter before Mahomes found TE Noah Gray for a 27-yard strike to get into Jacksonville territory. After the drive stalled, Butker converted on his second 50-yard field goal of the day, becoming the first Chiefs kicker, and the ninth kicker in NFL history, to record multiple 50+ yard field goals in a single postseason game.

Jacksonville made it a single-score game again at the beginning of the fourth quarter as Lawrence found WR Zay Jones for a 37-yard gain to get into Chiefs territory. Kirk then recorded an 18-yard rush around the right end, setting up a four-yard touchdown run by RB Travis Etienne, making the score 20-17 in favor of Kansas City.

The Chiefs answered back immediately with a 10-play, 75-yard drive that was punctuated by a six-yard touchdown pass from Mahomes to WR Marquez Valdes-Scantling. Mahomes found Kelce for passes of 11 yards and 15 yards, as well as connected with WR JuJu Smith-Schuster for 16 yards on the drive. WR Kadarius Toney took an end-around for 14 yards as well.

Jacksonville would add a late 48-yard field goal to narrow the margin to 27-20, but the Jaguars ensuing onside kick was recovered by Toney, sealing the 27-20 victory.

Kelce finished the game with a franchise postseason game record 14 receptions, tying for the third-most receptions by a player in a single game in NFL postseason history.



TE Travis Kelce recorded 14 total receptions, including two touchdown catches in the game. He caught touchdowns from both QBs Patrick Mahomes and Chad Henne.

- CHIEFS** — Kelce, 8-yard pass from Mahomes (Butker kick) (12-83, 6:00).
- JAGUARS** — Kirk, 10-yard pass from Lawrence (Patterson kick) (5-39, 2:52).
- CHIEFS** — Butker, 50-yard FG (11-43, 5:55).
- CHIEFS** — Kelce, 1-yard pass from Henne (Butker kick) (12-98, 6:05).
- JAGUARS** — Patterson, 41-yard FG (11-52, 3:27).
- CHIEFS** — Butker, 50-yard FG (5-29, 2:17).
- JAGUARS** — Etienne, 4-yard run (Patterson kick) (7-75, 3:19).
- CHIEFS** — Valdes-Scantling, 6-yard pass from Mahomes (Butker kick) (10-75, 4:41).
- JAGUARS** — Patterson, 48-yard FG (6-37, 0:39).

TEAM STATISTICS	JAGUARS	CHIEFS
First Downs	20	23
Total Net Yards	349	362
Rushes/Net Yards	19/144	30/144
Net Passing	205	218
Pass Attempts/Completions	39/24	37/27
Had Intercepted	1	0
Times Sacked/Yards	2/12	0/0
Punts/Average	4/47.8	4/50.8
Penalties/Yards	5/40	3/30
Fumbles/Lost	1/1	0/0
Possession Time	24:59	35:01

RUSHING

- CHIEFS** — Pacheco 12-95; McKinnon 11-25; Toney 1-14; Mahomes 3-8; Moore 1-3; Gray 1-0; Henne 1-(-1).
- JAGUARS** — Etienne 10-62, TD; Hasty 4-36; Lawrence 3-26; Kirk 1-18; Agnew 1-2.

RECEIVING

- CHIEFS** — Kelce 14-98, 2 TDs; Toney 5-36; Smith-Schuster 2-29; Gray 1-27; Watson 1-12; Valdes-Scantling 1-6, TD; Pacheco 1-6; Bell 1-4; Moore 1-0.
- JAGUARS** — Kirk 7-52, TD; Jones 5-83; Ingram 5-31; Etienne 3-18; Agnew 2-5; Jones 1-21; Hasty 1-7.

PASSING

- CHIEFS** — Mahomes 22-30-195, 2 TDs, 0 INTs. Henne 5-7-23, TD, 0 INTs.
- JAGUARS** — Lawrence 24-39-217, TD, INT.

INTERCEPTIONS

- CHIEFS** — Ja. Watson 1-1.
- JAGUARS** — None.

SACKS

- CHIEFS** — Clark 1.0; Nnadi 1.0.
- JAGUARS** — None.

FIELD GOALS

- CHIEFS** — Butker (50) (50).
- JAGUARS** — Patterson (41) (48).





2022 AFC CHAMPIONSHIP GAME

Chiefs 23, Bengals 20

January 29, 2023 • GEHA Field at Arrowhead Stadium • 73,426



CINCINNATI.....0 6 7 7 — 20
KANSAS CITY.....3 10 7 3 — 23

For the fifth-consecutive season, the Kansas City Chiefs hosted the AFC Championship Game at GEHA Field at Arrowhead Stadium, extending an NFL record for most consecutive home conference championship games. The 2022 version featured a rematch of the 2021 AFC title tilt with the Cincinnati Bengals visiting with a trip to Super Bowl LVII on the line.

Cincinnati opened the game on offense but after a nine-yard sack of QB Joe Burrow by DE Frank Clark, the Bengals punted to the Chiefs. QB Patrick Mahomes connected on 16-yard passes to rookie RB Isiah Pacheco and TE Travis Kelce before the drive stalled, setting up a 43-yard K Harrison Butker field goal to put the Chiefs on top 3-0.

The Kansas City defense forced a three-and-out on the heels of a six-yard DT Chris Jones sack. The Chiefs then went on a 12-play, six-minute drive, getting inside Cincinnati's 10-yard line. An offensive holding penalty nullified a Pacheco touchdown rush, eventually leading to a 24-yard Butker field goal, giving Kansas City a 6-0 lead at the start of the second quarter.

The Bengals got on the scoreboard in the second quarter, with Burrow connecting with WR Tyler Boyd twice for 40 total yards. Kansas City's defense forced the drive to stall in the red zone, with K Evan McPherson connecting on a 30-yard field goal to narrow the Chiefs lead to 6-3.

On the ensuing drive, Mahomes found WR Marquez Valdes-Scantling on back-to-back passes for 11 and 29 yards. Facing fourth-and-one after a zero-yard sack of Mahomes, the quarterback connected with Kelce for a 14-yard touchdown, putting Kansas City up 13-3 with under four minutes left in the first half.

Rookie CB Jaylen Watson recorded an interception of a Burrow pass that was intended for WR Tee Higgins. The Cincinnati defense forced a three-and-out, getting the ball back around the two-minute warning. Burrow then connected with Higgins for gains of 11 and 21 yards to get to Kansas City's five-yard line with 0:11 left on the clock. Kansas City's defense rose to the occasion, forcing back-to-back incompletions. The Bengals then converted a 23-yard field goal from McPherson to narrow the Kansas City lead to 13-6 as the clock expired on the first half.

The Chiefs were forced into a three-and-out to start the second half, with the Bengals tying the game at 13-13 on a 27-yard connection from Burrow to Higgins. The Chiefs answered on their next drive, with Mahomes finding Valdes-Scantling for 25 yards to get into Bengals territory. On third-and-seven, Mahomes found Valdes-Scantling again for seven yards and a first down. Facing third-and-10 from just inside the red zone, Mahomes again connected with Valdes-Scantling for a 19-yard touchdown to put the Chiefs up 20-13.

The Bengals converted a fourth-and-six with a 35-yard pass from Burrow to WR Ja'Marr Chase to open the fourth quarter, moving the ball to the Kansas City five-yard line. RB Samaje Perine scored an equalizing touchdown on a two-yard rush, tying the game at 20-20 with 13:35 left in regulation.

After a Kansas City punt, rookie S Bryan Cook tipped a Burrow pass intended for Higgins into the air, and fellow rookie CB Joshua Williams intercepted the ball, thwarting a potential Bengals scoring drive midway through the fourth quarter. Although the Chiefs were forced to punt back to the Bengals, shortly after on a third-and-eight, DT Chris Jones recorded his second sack of the day, dropping Burrow for a seven-yard loss. On the ensuing Cincinnati punt, rookie WR Skyy Moore recorded a 29-yard return. After a six-yard Pacheco carry, a five-yard Mahomes scramble paired with a 15-yard unnecessary roughness penalty on Cincinnati, the stage was set for a field goal. Butker connected on what would become the game-winning 45-yard field goal to send the Chiefs back to the Super Bowl for the third time in four years.

With the win, Head Coach Andy Reid earned his 21st career postseason victory as a head coach, passing PFHOF Tom Landry (20) for the second-most playoff victories in NFL history.

- CHIEFS** — Butker, 43-yard FG (7-39, 3:21).
- CHIEFS** — Butker, 24-yard FG (12-61, 6:18).
- BENGALS** — McPherson, 30-yard FG (13-63, 6:22).
- CHIEFS** — Kelce, 14-yard pass from Mahomes (Butker kick) (8-75, 4:43).
- BENGALS** — McPherson, 23-yard FG (12-90, 2:03).
- BENGALS** — Higgins, 27-yard pass from Burrow (McPherson kick) (8-62, 3:35).
- CHIEFS** — Valdes-Scantling, 19-yard pass from Mahomes (Butker kick) (11-77, 5:39).
- BENGALS** — Perine, 2-yard run (McPherson kick) (6-45, 2:25).
- CHIEFS** — Butker, 45-yard FG (4-26, 0:27).

TEAM STATISTICS	BENGALS	CHIEFS
First Downs	18	23
Total Net Yards	309	357
Rushes/Net Yards	17/71	20/42
Net Passing	238	315
Pass Completions/Attempts	41/26	43/29
Had Intercepted	2	0
Times Sacked/Yards	5/32	3/11
Punts/Average	4/49.0	4/37.8
Penalties/Yards	9/71	4/55
Fumbles/Lost	0/0	2/1
Possession Time	27:09	32:51

RUSHING

- CHIEFS** — Pacheco 10-26; Mahomes 3-8; Hardman 2-7; McKinnon 4-1; Jones 1-0.
- BENGALS** — Burrow 4-30; Perine 5-22, TD; Mixon 8-19.

RECEIVING

- CHIEFS** — Kelce 7-78, TD; Valdes-Scantling 6-116, TD; Pacheco 5-59; Moore 3-13; McKinnon 2-17; Hardman 2-10; Kemp 1-13; Toney 1-9; Smith-Schuster 1-7; Gray 1-4.
- BENGALS** — Higgins 6-83, TD; Chase 6-75; Hurst 4-37; Mixon 3-15; Perine 3-4; Boyd 2-40; Wilcox 1-10; Irwin 1-6.

PASSING

- CHIEFS** — Mahomes 29-43-326, 2 TDs, 0 INTs.
- BENGALS** — Burrow 26-41-270, 1 TD, 2 INTs.

INTERCEPTIONS

- CHIEFS** — Ja. Watson 1-10; Williams 1-(-4).
- BENGALS** — None.

SACKS

- CHIEFS** — Jones 2.0; Clark 1.5; Karlaftis 1.0; Gay 0.5.
- BENGALS** — Hubbard 1.0; Sample 1.0; Team 1.0.

FIELD GOALS

- CHIEFS** — Butker (43) (24) (45).
- BENGALS** — McPherson (30) (23).



WR Marquez Valdes-Scantling caught six passes for a game-high 116 yards and a touchdown, setting a new single-game career-high for yards in a postseason game.





SUPER BOWL LVII
Chiefs 38, Eagles 35



February 12, 2023 • State Farm Stadium • 67,827

KANSAS CITY 7 7 7 17 — 38
PHILADELPHIA 7 17 3 8 — 35

Kansas City returned to the Super Bowl stage for the third time in four seasons, with a number of national storylines driving interest in the game - two Black quarterbacks facing off in the Super Bowl for the first time, the Kelce brothers becoming the first siblings to face each other in the big game, and Head Coach Andy Reid taking on his former team.

Philadelphia jumped out to the early lead with an 11-play, 75-yard drive that was capped by a one-yard touchdown run by QB Jalen Hurts. The Chiefs offense matched on a six-play, 75-yard drive of its own that saw an 18-yard TD connection between QB Patrick Mahomes and TE Travis Kelce.

The teams traded punts to close out the first quarter, but on the first play of the second quarter, the Eagles struck paydirt on a 45-yard touchdown pass from Hurts to WR A.J. Brown to go up 14-7. After a Chiefs third-and-out, LB Nick Bolton recovered a Hurts fumble and returned it 36 yards for a Kansas City touchdown to tie the game at 14-14. The Eagles retook the lead on Hurts' second TD run of the game, this time from four yards out to go up 21-14.

With just over two minutes left in the first half, the Kansas City offense took over, but the drive stalled after a three-yard rush by Mahomes on third-and-15 that left the quarterback hobbling back to the sideline in pain after re-aggravating his ankle injury from the Divisional Round. Following a Kansas City punt, Philadelphia added a 35-yard FG from K Jake Elliott as time expired in the first half to go up 24-14.

Kansas City opened the second half with a one-yard touchdown run by rookie RB Isiah Pacheco, narrowing the margin to 24-21. Philadelphia then went on a 17-play, 60-yard drive that took 7:45 off the clock and ended with a 33-yard FG from Elliott to extend their lead to 27-21.

Entering the fourth quarter down six and with the ball, Mahomes found WR JuJu Smith-Schuster four times as Kansas City marched down the field. Facing third-and-three from the Philadelphia five-yard line, Mahomes found WR Kadarius Toney for a five-yard touchdown pass on the play call that was dubbed "Corn Dog," giving the Chiefs their first lead of the game at 28-27.

Kansas City's defense rose to the occasion by forcing a Philadelphia three-and-out on the Eagles next drive. On the ensuing punt, Toney fielded a short kick from Eagles P Arryn Siposs and recorded a Super Bowl-record 65-yard punt return, setting the Chiefs up with first-and-goal from the Philadelphia five-yard line. After a rush on first down and an incomplete pass on second down, Mahomes found rookie WR Skyy Moore for a four-yard touchdown, marking the rookie's first-career NFL touchdown in the regular season or the postseason. It extended the Chiefs lead to 35-27.

On Philadelphia's next drive, Hurts led them down the field, capitalizing on a 45-yard pass to WR DeVonta Smith to get to the Kansas City two-yard line. On the next play, Hurts took the ball two yards to record his third rushing touchdown of the game. Hurts then added a two-point conversion run to tie the game 35-35 with 5:15 left on the clock.

Kansas City took possession and Mahomes found Smith-Schuster for 10 yards and a first down. Mahomes also found Kelce for seven yards and Pacheco rattled off a 10-yard carry to convert a third-and-one. In Philadelphia territory, Mahomes scrambled for a 26-yard run to move into the red zone with under three minutes left in the game. Facing third-and-eight, Mahomes looked for Smith-Schuster but a defensive holding penalty committed against Smith-Schuster kept the Chiefs drive alive. RB Jerick McKinnon took a handoff at the Philadelphia 11-yard line and carried it nine yards before sliding down short of the end zone to maintain possession and force the Eagles to burn their final timeout. After two QB kneels from Mahomes, K Harrison Butker converted a 27-yard FG with :08 left on the clock to go up 38-35.

After a squib kick, Philadelphia's last-second Hail Mary effort fell incomplete, giving the franchise its third Lombardi Trophy and the second in the past four seasons.



WR Kadarius Toney recorded a Super Bowl-record 65-yard punt return in the fourth quarter.

- EAGLES** — Hurts, 1-yard run (Elliott kick) (11-75, 4:51).
- CHIEFS** — Kelce, 18-yard pass from Mahomes (Butker kick) (6-75, 3:12).
- EAGLES** — Brown, 45-yard pass from Hurts (Elliott kick) (5-68, 2:32).
- CHIEFS** — Bolton, 36-yard fumble return (Butker kick).
- EAGLES** — Hurts, 4-yard run (Elliott kick) (12-75, 7:19).
- EAGLES** — Elliott, 35-yard FG (8-40, 1:22).
- CHIEFS** — Pacheco, 1-yard run (Butker kick) (10-75, 5:30).
- EAGLES** — Elliott, 33-yard FG (17-60, 7:45).
- CHIEFS** — Toney, 5-yard pas from Mahomes (Butker kick) (9-75, 4:41).
- CHIEFS** — Moore, 4-yard pass from Mahomes (Butker kick) (3-5, 0:49).
- EAGLES** — Hurts, 2-yard run (Hurts run) (8-75, 4:07).
- CHIEFS** — Butker, 27-yard FG (12-66, 5:07).

TEAM STATISTICS	EAGLES	CHIEFS
First Downs	25	21
Total Net Yards	417	340
Rushes/Net Yards	32/115	26/158
Net Passing	302	182
Pass Attempts/Completions	38/27	27/21
Had Intercepted	0	0
Times Sacked/Yards	2/2	0/0
Punts/Average	2/47.5	2/49.0
Penalties/Yards	6/33	3/14
Fumbles/Lost	2/1	1/0
Possession Time	35:47	24:13

RUSHING

- CHIEFS** — Pacheco 15-76, TD; Mahomes 6-44; McKinnon 4-34; Moore 1-4.
- EAGLES** — Hurts 15-70, 3 TDs; Gainwell 7-21; Sanders 7-16; Scott 3-8.

RECEIVING

- CHIEFS** — Smith-Schuster 7-53; Kelce 6-81, TD; McKinnon 3-15; Watson 2-18; Gray 1-6; Toney 1-5, TD; Moore 1-4, TD.
- EAGLES** — Smith 7-100; Brown 6-96, TD; Goedert 6-60; Gainwell 4-20; Pascal 2-11; Scott 1-9; Watkins 1-8.

PASSING

- CHIEFS** — Mahomes 21-27-182, 3 TDs, 0 INTs.
- EAGLES** — Hurts 27-38-304, 1 TD, 0 INTs.

INTERCEPTIONS

- CHIEFS** — None.
- EAGLES** — None.

SACKS

- CHIEFS** — Chenal 1.0; Saunders 1.0.
- EAGLES** — None.

FIELD GOALS

- CHIEFS** — Butker 42LU (27).
- EAGLES** — Elliott (35) (33).



2022 WORLD CHAMPIONS



Front Row: RB Jerick McKinnon, RB Ronald Jones, QB Chad Henne, P Tommy Townsend, S Bryan Cook, K Harrison Butker, General Manager Brett Veach, Head Coach Andy Reid, Chairman and CEO Clark Hunt, President Mark Donovan, DE Carlos Dunlap, WR Justyn Ross, WR JuJu Smith-Schuster, RB Isiah Pacheco, WR Marquez Valdes-Scantling, QB Shane Buechele.

Second Row: S Nazeeh Johnson, WR Cornell Powell, QB Chris Oladokun, QB Patrick Mahomes, WR Mecole Hardman, WR Kadarius Toney, S Justin Reid, CB Trent McDuffie, S Juan Thornhill, CB Joshua Williams, WR Skyy Moore, RB Clyde Edwards-Helaire, S Deon Bush, S Ugo Amadi, RB La'Mical Perine, CB Dicaprio Bootle.

Third Row: Sharron Hunt, LB Nick Bolton, RB Melvin Gordon, CB Jaylen Watson, CB L'Jarius Sneed, DB Zayne Anderson, LS James Winchester, LB Jack Cochrane, FB Michael Burton, TE Jordan Franks, LB Darius Harris, LB Cole Christiansen, TE Matt Bushman, LB Willie Gay, DE Mike Danna, C Creed Humphrey, LB Leo Chenal, Lamar Hunt Jr.

Fourth Row: DE Frank Clark, DE George Karlaftis, T Orlando Brown, DE Joshua Kaindoh, C Austin Reiter, G Joe Thuney, G Trey Smith, DT Brandon Williams, OL Michael Caliendo, T Lucas Niang, T Prince Tega Wanogho, NT Danny Shelton, G Nick Allegretti, T Darian Kinnard, T Andrew Wylie, TE Kendall Blanton, TE Blake Bell.

Fifth Row: Defensive Quality Control Alex Whittingham, WR Ihmir Smith-Marsette, TE Noah Gray, WR Justin Watson, WR Marcus Kemp, TE Travis Kelce, TE Jody Fortson, WR/RB Jerriion Ealy, DT Derrick Nnadi, DT Phil Hoskins, DE Malik Herring, DT Chris Jones, DT Tereshawn Wharton, DT Khalen Saunders, Daniel Hunt.

Sixth Row: Outside Linebackers Ken Flajole, Assistant Defensive Line Terry Bradden, Safeties Donald D'Alesio, Defensive Line Joe Cullen, Defensive Backs Dave Merritt, Linebackers Brendan Daly, Defensive Coordinator Steve Spagnuolo, Offensive Coordinator Eric Bieniemy, Senior Offensive Assistant/Quarterbacks Matt Nagy, Wide Receivers Joe Bleymaier, Running Backs Greg Lewis, Tight Ends Tom Melvin, Offensive Quality Control Porter Ellett, Statistical Analysis Coordinator Mike Frazier, Defensive Assistant Rod Wilson.

Seventh Row: Equipment Director Allen Wright, Assistant Strength and Conditioning Ryan Reynolds, Assistant Strength and Conditioning Tyler Judkins, Assistant Strength and Conditioning Greg Carbin, Head Strength and Conditioning Barry Rubin, Assistant Special Teams Andy Hill, Assistant Head Coach/Special Teams Coordinator Dave Toub, Offensive Line Andy Heck, Pass Game Analyst/Assistant Quarterbacks David Girardi, Assistant Offensive Line Corey Matthaei, Offensive Quality Control Connor Embree, Offensive Assistant Dan Williams, Assistant Equipment Manager Holt McKenney, Equipment Assistant Niko Barber, Equipment Assistant Logan Love.

Eighth Row: Assistant Equipment Manager Cale Kirby, Assistant Equipment Manager Chris Shropshire, Assistant Athletic Trainer Tiffany Morton, Assistant Athletic Trainer David Glover, Assistant Athletic Trainer Evan Craft, Vice President of Sports Medicine and Performance Rick Burkholder, Assistant Athletic Trainer Julie Frymyer, Director of Video Operations Pat Brazil, Video Assistant Josh Schmidt, Assistant Video Director Ken Radino, Video Assistant Erich Corcoran, Assistant Equipment Manager Jay White.





2023 AFC Wild Card Playoff Game

Chiefs 26, Dolphins 7

January 13, 2024 • GEHA Field at Arrowhead Stadium • 71,492



MIAMI.....0 7 0 0 — 7
 KANSAS CITY.....7 9 3 7 — 26

After winning the AFC West for an eighth-consecutive season the Chiefs hosted the Miami Dolphins in what would rank as one of the coldest NFL games ever during Super Wild Card Weekend. At kickoff, the temperature came in at -4 degrees Fahrenheit with a wind chill of -27 degrees making it the fourth coldest contest in NFL history. Despite the frigid conditions, Chiefs Kingdom showed up in force with an announced attendance of 71,492.

After receiving the opening kickoff, QB Patrick Mahomes led a surgical opening drive highlighted by a 23-yard run by RB Isiah Pacheco that set up an 11-yard touchdown strike to rookie WR Rashee Rice giving the Chiefs a 7-0 lead. The touchdown was just the start of a huge day for Rice. He would go on to finish the game with eight receptions for 130 yards, both single-game postseason rookie franchise records.

S Mike Edwards intercepted Dolphins QB Tua Tagovailoa near the end of the first quarter giving the Chiefs another possession. Rice got the ensuing drive rolling with a 23-yard catch-and-run eventually setting up K Harrison Butker for his first field goal of the day to make the score 10-0.

On the next drive, the Dolphins got themselves back in the game. Playing at GEHA Field at Arrowhead Stadium for the first time as a visitor, Dolphins WR Tyreek Hill adjusted to a deep pass from Tagovailoa and took the pass all the way to the endzone for a 53-yard touchdown. The score knocked the Chiefs lead down to 10-7.

From there, Butker would slowly put the game away three points at a time. Butker capped off a 12-play, 72-yard drive with a 26-yard field goal. With under two minutes to play in the first half, the Chiefs moved the ball 47-yards highlighted by their longest play of the day – a 39-yard catch from Rice – in just 1:25 to set up a 32-yard field goal giving the Chiefs a 16-7 halftime lead.

Out of halftime, the Chiefs forced a three-and-out and then put together a methodical 13-play drive for 69 yards. Butker put through a 21-yard field goal, his fourth of the day, to push the lead to 19-7. His four field goals and 14 points were both single-game Chiefs playoff records.

The Chiefs put the final points on the board in the fourth quarter. Rice had another big play, a 28-yard catch, to move the ball into the red zone setting up Pacheco for a three-yard touchdown run to secure the win, 26-7.

The defense left their stamp on the game executing a second-half shutout and holding the league's number two scoring offense in the regular season to their lowest scoring output of the year at just seven points. They gave up 264 total yards to the Dolphins, their second-lowest yardage total of the year, helping the Chiefs advance to the Divisional Round.



QB Patrick Mahomes and teammates prepare to play in one of the coldest games in NFL history. The temperature was -4 degrees with a -27 windchill at kickoff.

- CHIEFS** — Rice, 11-yard pass from Mahomes (Butker kick) (9-69; 3:55).
- CHIEFS** — Butker, 28-yard FG (10-48, 3:12).
- DOLPHINS** — Hill, 53-yard pass from Tagovailoa (Sanders kick) (2-62, 0:50).
- CHIEFS** — Butker, 26-yard FG (12-72, 6:25).
- CHIEFS** — Butker, 32-yard FG (7-47, 1:25).
- CHIEFS** — Butker, 21-yard FG (13-69, 5:32).
- CHIEFS** — Pacheco, 3-yard run (Butker kick) (14-72, 7:01).

TEAM STATISTICS	DOLPHINS	CHIEFS
First Downs	13	25
Total Net Yards	264	409
Rushes/Net Yards	18/76	34/147
Net Passing	188	262
Pass Attempts/Completions	39/20	41/23
Had Intercepted	1	0
Times Sacked/Yards	2/11	0/0
Punts/Average	4/40.8	3/44.3
Penalties/Yards	8/62	5/45
Fumbles/Lost	0/0	3/1
Possession Time	25:55	34:05

RUSHING

- CHIEFS** — Pacheco 24-89, TD; Mahomes 2-41; Edwards-Helaire 7-21; Hardman 1-(-4).
- DOLPHINS** — Mostert 8-33; Tagovailoa 3-25; Achane 6-9; Waddle 1-9.

RECEIVING

- CHIEFS** — Rice 8-130, TD; Kelce 7-71; Watson 2-20; Gray 1-20; Valdes-Scantling 1-8; James 1-6; Edwards-Helaire 1-5; Hardman 1-3; Pacheco 1-(-1).
- DOLPHINS** — Hill 5-62, TD; C. Wilson 3-37; Achane 3-21; Smythe 3-12; Cracraft 2-33; Waddle 2-31; J. Wilson 1-6; Mostert 1-(-3).

PASSING

- CHIEFS** — Mahomes 23-41-262, TD, 0 INTs.
- DOLPHINS** — Tagovailoa 20-39-199, TD, INT.

INTERCEPTIONS

- CHIEFS** — Edwards 1-0.
- DOLPHINS** — None.

SACKS

- CHIEFS** — Karlaftis 1.5; Jones 0.5.
- DOLPHINS** — None.

FIELD GOALS

- CHIEFS** — Butker (28) (26) (32) (21).
- DOLPHINS** — None.





2023 AFC Divisional Playoff Game

Chiefs 27, Buffalo 24

January 21, 2024 • Highmark Stadium • 70,808



KANSAS CITY	3	10	7	7	—	27
BUFFALO	3	14	7	0	—	24

For the first time in QB Patrick Mahomes' career, the Chiefs headed on the road for a playoff game. Despite these two teams matching up in three playoff games over the past four seasons, this was the first time the Chiefs and Bills had met for a playoff game in Highmark Stadium since 1994.

The Bills took the opening kickoff and embarked on a 14-play, 60-yard drive that resulted in a field goal from K Tyler Bass to open the scoring. The Chiefs responded with a field goal of their own, tying the game at 3-3 on their only drive of the opening quarter.

The Bills took their next drive and scored the first touchdown of the game on a five-yard run by QB Josh Allen to go up 10-3. In response, the Chiefs came back with another field goal from K Harrison Butker, igniting a back and forth battle with the Chiefs trailing 10-6.

After forcing a quick punt, the Chiefs put together a five-play, 65-yard drive that included a 28-yard rush from RB Clyde Edwards-Helaire. The drive culminated in a 22-yard touchdown pass from QB Patrick Mahomes to TE Travis Kelce giving the Chiefs their first lead of the day at 13-10.

The Bills took a 17-13 lead into halftime after Allen scored his second touchdown of the game on a two-yard rush.

Mahomes found WR Marquez Valdes-Scantling for a 30-yard pass on the first play of the second half. Just five plays later, Mahomes hit Kelce on a three-yard screen pass for a touchdown. It was the 16th time Mahomes has connected with Kelce for a postseason touchdown, passing QB Tom Brady and TE Rob Gronkowski for the most TD connections between a QB-pass catcher duo in playoff history and giving the Chiefs a 20-17 lead.

The Bills once again recaptured the lead, this time from the arm of Allen, who hit WR Khalil Shakir for a 13-yard touchdown. The lead was short lived as the Chiefs got the ball back and punched in another go ahead score when Pacheco took the ball in on a four-yard run to capture a 27-24 lead.

Heading into the fourth quarter the defense stepped up for both teams. Facing a fourth-and-five from their own 30 yard-line the Bills ran a fake punt, but the Chiefs were ready, stopping up the run for a gain of just two yards. Following the turnover on downs, the Chiefs moved the ball down to the Bills three-yard line. However, the drive ended when Bills S Jordan Poyer punched the ball out of WR Mecole Hardman's hands and through the endzone, giving the Bills a touchback.

Both teams traded punts and the Bills got the ball back one final time. They went on a 16-play drive ultimately lining up for a 44-yard field goal attempt to tie the game, but Bass pushed the kick wide right, keeping the score at 27-24.

The Chiefs were able to run out the clock on a 27-24 victory thanks to a first down run by Pacheco propelling the club to their sixth-straight AFC Championship Game.



QB Patrick Mahomes connected with TE Travis Kelce for two touchdowns. As of this victory, the two have now connected on 16 postseason touchdowns, the most by a duo in NFL postseason history.

- BILLS** — Bass, 27-yard FG (14-60, 6:52).
- CHIEFS** — Butker 47-yard FG (7-46, 3:33).
- BILLS** — Allen, 5-yard run (Bass kick) (11-75, 6:03).
- CHIEFS** — Butker, 29-yard FG (10-64, 4:20).
- CHIEFS** — Kelce, 22-yard pass from Mahomes (Butker kick) (5-65, 2:34).
- BILLS** — Allen, 2-yard run (Bass Kick) (12-75, 3:07).
- CHIEFS** — Kelce, 3-yard pass from Mahomes (Butker kick) (6-75, 3:12).
- BILLS** — Shakir, 13-yard pass from Allen (Bass kick) (15-75, 8:25).
- CHIEFS** — Pacheco, 4-yard run (Butker kick) (8-75, 4:03).

TEAM STATISTICS	BILLS	CHIEFS
First Downs	27	21
Total Net Yards	368	361
Rushes/Net Yards	39/182	24/146
Net Passing	186	215
Pass Attempts/Completions	39/26	23/17
Had Intercepted	0	0
Times Sacked/Yards	0/0	0/0
Punts/Average	2/39.5	1/49.0
Penalties/Yards	5/28	2/15
Fumbles/Lost	2/0	2/1
Possession Time	37:03	22:57

- RUSHING**
- CHIEFS** — Pacheco 15-97, TD; Edwards-Helaire 2-31; Mahomes 6-19; Hardman 1-(-1).
- BILLS** — Allen 12-72, 2 TDs; Cook 18-61; Johnson 7-40; Diggs 1-7; Hamlin 1-2.

- RECEIVING**
- CHIEFS** — Kelce 5-75, 2 TDs; Rice 4-47; Gray 3-16; Valdes-Scantling 2-62; Pacheco 1-14; Hardman 1-2; Edwards-Helaire 1-(-1).
- BILLS** — Shakir 7-44, TD; Kincaid 5-45; Cook 4-21; Murray 3-27; Diggs 3-21; Johnson 1-14; Sherfield 1-7; Knox 1-4; Harty 1-3.

- PASSING**
- CHIEFS** — Mahomes 17-23-215, 2 TDs, 0 INTs.
- BILLS** — Allen 26-39-186, TD, 0 INTs.

- INTERCEPTIONS**
- CHIEFS** — None.
- BILLS** — None.

- SACKS**
- CHIEFS** — None.
- BILLS** — None.

- FIELD GOALS**
- CHIEFS** — Butker (47) (29).
- BILLS** — Bass (27) 44WR.





2023 AFC CHAMPIONSHIP GAME

Chiefs 17, Ravens 10



January 28, 2024 • M&T Bank Stadium • 71,439

KANSAS CITY 7 10 0 0 — 17
BALTIMORE 7 0 0 3 — 10

For the sixth-consecutive season, the Chiefs were on the field for the AFC Championship Game, the second-longest streak of championship game appearances in NFL history. For the first time in that span they were the road team and took on the Ravens at M&T Bank Stadium.

The game was largely about the Chiefs defense and they started off right, forcing a quick three-and-out to set up Kansas City's first offensive possession. The Chiefs methodically moved down the field with the two biggest plays going to TE Travis Kelce. First, a 13-yard catch on fourth-and-two followed by a 19-yard touchdown grab in the front corner of the endzone putting the Chiefs up 7-0.

The touchdown grab was part of a historic day for Kelce. He finished the game with 116 receiving yards, his eighth postseason game with at least 100 yards tying PFHOF WR Jerry Rice for the most such games in postseason history. Kelce also had 11 receptions on the day pushing his career postseason total to 156, passing Rice (151) for the most receptions in playoff history.

On the Ravens next possession, Ravens QB Lamar Jackson evaded pressure and hit Ravens WR Zay Flowers for what would be Baltimore's only touchdown of the day on a 30-yard strike.

On their second drive of the game, the Chiefs ran 16 plays and ate up over nine minutes of game clock. They slowly moved into position and RB Isiah Pacheco finished the job punching in the score on a two-yard run. It was Pacheco's fourth-straight postseason game scoring a touchdown on the ground.

The final score of the first half came off the foot of K Harrison Butker. He hit a 52-yard field goal leaving just four seconds in the first half. It was Butker's fifth field goal of 50+ yards in postseason play tying K Adam Vinatieri for the most in playoff history.

In the second half, the Chiefs defense stood strong and no play was bigger than the very first play of the fourth quarter. With Baltimore inside the Chiefs 10-yard line Jackson completed a pass over the middle to Flowers. As Flowers extended the ball towards the endzone, CB L'Jarius Sneed punched the ball out of his hands and CB Trent McDuffie fell on the ball in the endzone for a touchback denying the Ravens of a scoring opportunity.

Ravens K Justin Tucker got the Ravens within one score with their only points of the second half on a 43-yard field goal. On the ensuing possession, the Chiefs faced a third-and-nine just before the two-minute warning. Mahomes dropped back and threw a deep-pass over the middle, hitting WR Marquez Valdes-Scantling for a game-sealing 32-yard catch.

The Chiefs knelt out the clock on a 17-10 victory sealing the team's fourth trip to the Super Bowl in just five years and the club's second opportunity to raise the Lombardi in back-to-back years.



CB L'Jarius Sneed forced a fumble from Ravens WR Zay Flowers creating a Ravens turnover at the goal line.

- CHIEFS** — Kelce, 19-yard pass from Mahomes (Butker kick) (10-86, 5:45).
- RAVENS** — Flowers, 30-yard pass from Jackson (Tucker kick) (6-75, 2:43).
- CHIEFS** — Pacheco, 2-yard run (Butker kick) (16-75, 9:02).
- CHIEFS** — Butker, 52-yard FG (8-55, 1:42).
- RAVENS** — Tucker, 43-yard FG (9-29, 2:26).

TEAM STATISTICS	RAVENS	CHIEFS
First Downs	16	22
Total Net Yards	336	319
Rushes/Net Yards	16/81	32/89
Net Passing	255	230
Pass Completions/Attempts	37/20	39/30
Had Intercepted	1	0
Times Sacked/Yards	4/17	2/11
Punts/Average	5/50.2	6/46.5
Penalties/Yards	8/95	3/30
Fumbles/Lost	2/2	2/0
Possession Time	22:30	37:30

RUSHING

- CHIEFS** — Pacheco 24-68, TD; Mahomes 6-15; Kelce 1-5; Edwards-Helaire 1-1.
- RAVENS** — Jackson 8-54; Edwards 3-20; Flowers 2-4; Hill 3-3.

RECEIVING

- CHIEFS** — Kelce 11-116, TD; Rice 8-46; Pacheco 4-14; Valdes-Scantling 2-38; Gray 2-8; Edwards-Helaire 2-3; Watson 1-16.
- RAVENS** — Flowers 5-115, TD; Hill 4-34; Beckham 3-22; Likely 2-16; Andrews 2-15; Agholor 1-39; Edwards 1-16; Jackson 1-13; Bateman 1-2.

PASSING

- CHIEFS** — Mahomes 30-39-241, TD, 0 INTs.
- RAVENS** — Jackson 20-37-272, TD, INT.

INTERCEPTIONS

- CHIEFS** — Bush 1-0.
- RAVENS** — None.

SACKS

- CHIEFS** — Karlaftis 1.0; Omenihu 1.0; Reid 1.0; Wharton 1.0.
- RAVENS** — Clowney 1.0; Madubuike 0.5; Pierce 0.5.

FIELD GOALS

- CHIEFS** — Butker (52).
- RAVENS** — Tucker (43).





SUPER BOWL LVIII
Chiefs 25, 49ers 22 (OT)



February 11, 2024 • Allegiant Stadium • 61,629

SAN FRANCISCO 0 10 0 9 3 — 22
KANSAS CITY 0 3 10 6 6 — 25

For the fourth time in five seasons the Chiefs represented the AFC in the Super Bowl. Super Bowl LVIII was a rematch of Super Bowl LIV with a familiar venue – AFC West rival Raiders home Allegiant Stadium. The 49ers took the opening kickoff getting the game underway, but were shut down when LB Leo Chenal forced a fumble of 49ers RB Christian McCaffrey that was recovered by DE George Karlaftis.

It wasn't until early in the second quarter when the first points went on the board via a Super Bowl record 55-yard field goal off the foot of 49ers K Jake Moody. Now down 3-0, the Chiefs threatened to take the lead after QB Patrick Mahomes connected with WR Mecole Hardman for a 52-yard reception moving the ball down to the San Francisco nine-yard line. However, a fumble from RB Isiah Pacheco, recovered by San Francisco, put an end to the drive.

After a trick play featuring a 21-yard touchdown pass by 49ers WR Jauan Jennings, the Chiefs trailed 10-0 with 4:32 to play in the first half. The Chiefs took advantage of their final first half possession getting three points on the board with a 28-yard field goal by K Harrison Butker making it a 10-3 49ers lead going into the extended half time.

Kansas City continued to chip into the San Francisco lead with the first points of the second half. Butker converted a 57-yard field goal, breaking the Super Bowl record for longest field goal - a record that was set in the first half by Moody.

The Chiefs found themselves punting on their next possession, but a muffed catch set the Chiefs up just 16-yards from the goal line. Mahomes quickly put the Chiefs on top, throwing a 16-yard strike to WR Marquez Valdes-Scantling giving the Chiefs their first lead of the game at 13-10.

The game swung back in San Fran's direction a few plays later when 49ers QB Brock Purdy found Jennings over the middle for a 10-yard touchdown pass. Chenal came up big on the extra point attempt, getting his hand up and blocking the kick to keep it a three-point game.

The blocked extra point allowed the Chiefs to lock the game up at 16-16 with a field goal on their next possession. San Francisco followed by driving down into field goal range and faced a massive third-and-five at the two-minute warning. Needing a stop to keep the Chiefs in the game, Defensive Coordinator Steve Spagnuolo dialed up a blitz that sent CB Trent McDuffie straight into the back field blowing up the play and forcing the 49ers to settle for a field goal.

Using just a minute and 50 seconds, the Chiefs executed a drive all the way down to the San Francisco 11-yard line. The biggest play came on a short pass to TE Travis Kelce who ran 22-yards to set up a 29-yard field goal try. Butker converted, sending the Super Bowl into overtime for just the second time ever tied 19-19.

It was the first time the NFL's new playoff overtime rules were in effect guaranteeing both teams an offensive possession, barring a defensive score. The 49ers won the coin toss and elected to receive the opening overtime kickoff. A promising drive stalled at the Chiefs nine-yard line when DT Chris Jones quickly got into the back field on a third-and-four play forcing an incompletion and a field goal try. Moody put the 49ers up 22-19 and the Chiefs took over needing a touchdown to win the game.

Quickly, the Chiefs faced a fourth-and-one but Mahomes kept the game alive with an eight-yard run. Mahomes went back to his legs on a third-and-one, scrambling for 19 more. To secure the 25-22 Super Bowl LVIII win, Mahomes connected with Hardman on a three-yard touchdown pass play coined "Tom and Jerry" and for the second-straight year, red and gold confetti fell.

The Chiefs hoisted the Lombardi Trophy for the third time in five seasons and became the seventh team to win the Super Bowl in back-to-back years, the first since the Patriots 20 seasons prior. QB Patrick Mahomes was named Super Bowl MVP for the third time in his career. He joined QB Tom Brady (five) and PFHOF QB Joe Montana (three) as the only three-time winners of the award.

- 49ERS** — Moody, 55-yard field goal (10-46, 4:05).
- 49ERS** — McCaffrey, 21-yard pass from Jennings (Moody kick) (8-67, 3:26).
- CHIEFS** — Butker, 28-yard field goal (13-65, 4:03).
- CHIEFS** — Butker, 57-yard field foal (9-47, 4:01).
- CHIEFS** — Valdes-Scantling, 16-yard pass from Mahomes (1-16, 0:04).
- 49ERS** — Jennings, 10-yard pass from Purdy (12-75, 6:06).
- CHIEFS** — Butker, 24-yard field goal (12-69, 5:36).
- 49ERS** — Moody, 53-yard field goal (7-40; 3:53).
- CHIEFS** — Butker, 29-yard field goal (11-64, 1:50).
- 49ERS** — Moody, 27-yard field goal (13-66; 7:38).
- CHIEFS** — Hardman, 3-yard pass from Mahomes (13-75, 7:19).

TEAM STATISTICS	49ERS	CHIEFS
First Downs	23	24
Total Net Yards	382	455
Rushes/Net Yards	31/110	30/130
Net Passing	272	325
Pass Attempts/Completions	39/24	46/34
Had Intercepted	0	1
Times Sacked/Yards	1/4	3/8
Punts/Average	5/50.8	5/50.8
Penalties/Yards	6/40	6/55
Fumbles/Lost	2/2	5/1
Possession Time	38:31	36:26

RUSHING

- CHIEFS** — Mahomes 9-66; Pasheco 18-59; Rice 2-5; Edwards-Helaire 1-0.
- 49ERS** — McCaffrey 22-80; Purdy 3-12; Samuel 3-8; Mitchell 2-8; Juszczyk 1-2.

RECEIVING

- CHIEFS** — Kelce 9-93; Rice 6-39; Pacheco 6-33; Hardman 3-57, TD; Watson 3-54; Valdes-Scantling 3-20, TD; Gray 2-22; McKinnon 2-15.
- 49ERS** — McCaffrey 8-80, TD; Jennings 4-42, TD; Aiyuk 3-49; Samuel 3-33; Juszczyk 2-31; Kittle 2-4; McCloud 1-19; Conley 1-18.

PASSING

- CHIEFS** — Mahomes 34-46-333, 2 TDs, INT.
- 49ERS** — Purdy 23-38-255, TD, 0 INTs; Jennings 1-1-21, TD 0 INTs.

INTERCEPTIONS

- CHIEFS** — None.
- 49ERS** — Brown 1-0.

SACKS

- CHIEFS** — Karlaftis 0.5; Reid 0.5.
- 49ERS** — Armstead 1.0; Hargrave 1.0; Young 1.0.

FIELD GOALS

- CHIEFS** — Butker (28) (57) (24) (29).
- 49ERS** — Moody (55) (53) (27).



WR Mecole Hardman secures the Chiefs third Super Bowl victory in five seasons with an overtime touchdown.



2023 WORLD CHAMPIONS



Front Row: RB Jerick McKinnon, CB Joshua Williams, WR Rashee Rice, P Tommy Townsend, S Bryan Cook, K Harrison Butker, WR Justyn Ross, QB Blaine Gabbert, General Manager Brett Veach, Head Coach Andy Reid, Chairman and CEO Clark Hunt, President Mark Donovan, RB Isiah Pacheco, WR Marquez Valdes-Scantling, WR Mecole Hardman, QB Chris Oladokun, WR Nazeeh Johnson, WR Cornell Powell, QB Patrick Mahomes, WR Richie James.

Second Row: Lamar Hunt Jr., Sharron Hunt, WR Kadarius Toney, S Justin Reid, S Mike Edwards, CB Trent McDuffie, LB Drue Tranquill, WR Skyy Moore, RB Clyde Edwards-Helaire, S Deon Bush, WR Nikko Remigio, DB Chamarrri Conner, RB La'Mical Perine, RB Keaontay Ingram, CB Nic Jones, LB Nick Bolton, RB Deneric Prince, CB Jaylen Watson, CB L'Jarius Sneed, Daniel Hunt.

Third Row: Equipment Director Allen Wright, Vice President of Sports Medicine and Performance Rick Burkholder, CB Keith Taylor, CB Ekow Boye-Doe, LS James Winchester, S Trey Dean, LB Jack Cochrane, LB Cam Jones, LB Cole Christiansen, LB Willie Gay, DE Mike Danna, C Creed Humphrey, DE BJ Thompson, LB Leo Chenal, DE George Karlaftis, DE Truman Jones, LB Darius Harris, C Austin Reiter, Assistant Athletic Trainer Julie Frymyer, Assistant Equipment Manager Holt McKenney.

Fourth Row: Assistant Equipment Manager Chris Shropshire, Assistant Athletic Trainer Tiffany Morton, G Joe Thuney, OL Wanya Morris, G Trey Smith, OL Michael Caliendo, NT Mike Pennel, OT Chukwuebuka Godrick, G Nick Allegretti, T Jawaan Taylor, T Darian Kinnard, T Prince Tega Wanogho, T Lucas Niang, T Donovan Smith, WR Montrell Washington, TE Blake Bell, TE Gerrit Prince, Assistant Athletic Trainer David Glover, Assistant Equipment Manager Cale Kirby.

Fifth Row: Head Strength and Conditioning Coach/Director of Sports Science Ryan Reynolds, Assistant Athletic Trainer Evan Craft, Defensive Quality Control Alex Whittingham, Defensive Coordinator Steve Spagnuolo, TE Noah Gray, WR Justin Watson, TE Izaiah Gathings, TE Travis Kelce, TE Jody Fortson, TE Matt Bushman, DE Charles Omenihu, DT Derrick Nnadi, DT Neil Farrell, DT Matt Dickerson, DE Malik Herring, DT Chris Jones, Offensive Coordinator Matt Nagy, Quarterbacks David Girardi, Assistant Head Coach/Special Teams Coordinator Dave Toub, Offensive Line Andy Heck.

Sixth Row: Defensive Assistant Rod Wilson, Outside Linebackers Ken Flajole, Linebackers Brendan Daly, Defensive Backs Dave Merritt, Defensive Line Joe Cullen, Safeties Donald D'Alesio, Assistant Special Teams Andy Hill, DT Isaiah Buggs, DE Felix Anudike-Uzomah, DT Tershawn Wharton, Pass Game Coordinator Joe Bleymaier, Offensive Quality Control/Assistant Quarterbacks Dan Williams, Tight Ends Tom Melvin, Running Backs Todd Pinkston, Assistant Running Backs Porter Ellett, Wide Receivers Connor Embree, Assistant Offensive Line Corey Mattheai.

Seventh Row: Football Operations Manager Brock Baumert, Director of Team Operations Mitch Reynolds, Statistical Analysis Coordinator Mike Frazier, Assistant Strength and Conditioning Spencer Reid, Assistant Strength and Conditioning Greg Carbin, Assistant Defensive Line Terry Bradden, Offensive Assistant Kevin Saxton, Assistant Strength and Conditioning Nick Cassetta, Assistant Equipment Manager Jay White, Video Assistant Josh Schmidt, Assistant Video Director Ken Radino, Video Assistant Erich Corcoran, Director of Video Operations Pat Brazil, Equipment Assistant Niko Barber, Equipment Assistant Logan Love.





AFC CHAMPIONSHIP GAME RESULTS



SEASON	DATE	RESULT	SITE
1960	1-1-61	Houston 24, L.A. Chargers 16	Houston
1961	12-24-61	Houston 10, San Diego 3	San Diego
1962	12-23-62	Dallas 20, Houston 17**	Houston
1963	1-5-64	San Diego 51, Boston 10	San Diego
1964	12-26-64	Buffalo 20, San Diego 7	Buffalo
1965	12-26-65	Buffalo 23, San Diego 0	San Diego
1966	1-1-67	Kansas City 31, Buffalo 7	Buffalo
1967	12-31-67	Oakland 40, Houston 7	Oakland
1968	12-29-68	N.Y. Jets 27, Oakland 23	New York
1969	1-4-70	Kansas City 17, Oakland 7	Oakland
1970	1-3-71	Baltimore 27, Oakland 17	Baltimore
1971	1-2-72	Miami 21, Baltimore 0	Miami
1972	12-31-72	Miami 21, Pittsburgh 17	Pittsburgh
1973	12-30-73	Miami 27, Oakland 10	Miami
1974	12-29-74	Pittsburgh 24, Oakland 13	Oakland
1975	1-4-76	Pittsburgh 16, Oakland 10	Pittsburgh
1976	12-26-76	Oakland 24, Pittsburgh 7	Oakland
1977	1-1-78	Denver 20, Oakland 17	Denver
1978	1-7-79	Pittsburgh 34, Houston 5	Pittsburgh
1979	1-6-80	Pittsburgh 27, Houston 13	Pittsburgh
1980	1-11-81	Oakland 34, San Diego 27	San Diego
1981	1-10-82	Cincinnati 27, San Diego 7	Cincinnati
1982	1-23-83	Miami 14, N.Y. Jets 0	Miami
1983	1-8-84	L.A. Raiders 30, Seattle 14	Los Angeles
1984	1-6-85	Miami 45, Pittsburgh 28	Miami
1985	1-12-86	New England 31, Miami 14	Miami
1986	1-11-87	Denver 23, Cleveland 20*	Cleveland
1987	1-17-88	Denver 38, Cleveland 33	Denver
1988	1-8-89	Cincinnati 21, Buffalo 10	Cincinnati
1989	1-14-90	Denver 37, Cleveland 21	Denver
1990	1-20-91	Buffalo 51, L.A. Raiders 3	Buffalo
1991	1-12-92	Buffalo 10, Denver 7	Buffalo
1992	1-17-93	Buffalo 29, Miami 10	Miami
1993	1-23-94	Buffalo 30, Kansas City 13	Buffalo
1994	1-15-95	San Diego 17, Pittsburgh 13	Pittsburgh
1995	1-14-96	Pittsburgh 20, Indianapolis 16	Pittsburgh
1996	1-12-97	New England 20, Jacksonville 6	New England
1997	1-11-98	Denver 24, Pittsburgh 21	Pittsburgh
1998	1-17-99	Denver 23, N.Y. Jets 10	Denver
1999	1-23-00	Tennessee 33, Jacksonville 14	Jacksonville
2000	1-14-01	Baltimore 16, Oakland 3	Oakland
2001	1-27-02	New England 24, Pittsburgh 17	Pittsburgh
2002	1-19-03	Oakland 41, Tennessee 24	Oakland
2003	1-18-04	New England 24, Indianapolis 14	New England
2004	1-23-05	New England 41, Pittsburgh 27	Pittsburgh
2005	1-22-06	Pittsburgh 34, Denver 17	Denver
2006	1-21-07	Indianapolis 38, New England 34	Indianapolis
2007	1-20-08	New England 21, San Diego 12	New England
2008	1-18-09	Pittsburgh 23, Baltimore 14	Pittsburgh
2009	1-24-10	Indianapolis 30, N.Y. Jets 17	Indianapolis
2010	1-23-11	Pittsburgh 24, N.Y. Jets 19	Pittsburgh
2011	1-22-12	New England 23, Baltimore 20	New England
2012	1-20-13	Baltimore 28, New England 13	New England
2013	1-19-14	Denver 26, New England 16	Denver
2014	1-18-15	New England 45, Indianapolis 7	New England
2015	1-24-16	Denver 20, New England 18	Denver
2016	1-22-17	New England 36, Pittsburgh 17	New England
2017	1-21-18	New England 24, Jacksonville 20	New England
2018	1-20-19	New England 37, Kansas City 31*	Kansas City
2019	1-19-20	Kansas City 35, Tennessee 24	Kansas City
2020	1-24-21	Kansas City 38, Buffalo 24	Kansas City
2021	1-30-22	Cincinnati 27, Kansas City 24*	Kansas City
2022	1-29-23	Kansas City 23, Cincinnati 20	Kansas City
2023	1-28-24	Kansas City 17, Baltimore 10	Baltimore

* Overtime

** Double Overtime

Note: Includes AFL Championship Games, 1960-69





NFC CHAMPIONSHIP GAME RESULTS



SEASON	DATE	RESULT	SITE
1960	12-26-60	Philadelphia 17, Green Bay 13	Philadelphia
1961	12-31-61	Green Bay 37, New York 0	Green Bay
1962	12-30-62	Green Bay 16, New York 7	New York
1963	12-29-63	Chicago 14, New York 10	Chicago
1964	12-27-64	Cleveland 27, Baltimore 0	Cleveland
1965	1-2-66	Green Bay 23, Cleveland 12	Green Bay
1966	1-1-67	Green Bay 34, Dallas 27	Dallas
1967	12-31-67	Green Bay 21, Dallas 17	Green Bay
1968	12-29-68	Baltimore 34, Cleveland 0	Cleveland
1969	1-4-70	Minnesota 27, Cleveland 7	Minnesota
1970	1-3-71	Dallas 17, San Francisco 10	San Francisco
1971	1-2-72	Dallas 14, San Francisco 3	Dallas
1972	12-31-72	Washington 26, Dallas 3	Washington
1973	12-30-73	Minnesota 27, Dallas 10	Dallas
1974	12-29-74	Minnesota 14, Los Angeles 10	Minnesota
1975	1-4-76	Dallas 37, Los Angeles 7	Los Angeles
1976	12-26-76	Minnesota 24, Los Angeles 13	Minnesota
1977	1-1-78	Dallas 23, Minnesota 6	Dallas
1978	1-7-79	Dallas 28, Los Angeles 0	Los Angeles
1979	1-6-80	Los Angeles 9, Tampa Bay 0	Tampa Bay
1980	1-11-81	Philadelphia 20, Dallas 7	Philadelphia
1981	1-10-82	San Francisco 28, Dallas 27	San Francisco
1982	1-22-83	Washington 31, Dallas 17	Washington
1983	1-8-84	Washington 24, San Francisco 21	Washington
1984	1-6-85	San Francisco 23, Chicago 0	San Francisco
1985	1-12-86	Chicago 24, L.A. Rams 0	Chicago
1986	1-11-87	N.Y. Giants 17, Washington 0	East Rutherford
1987	1-17-88	Washington 17, Minnesota 10	Washington
1988	1-8-89	San Francisco 28, Chicago 3	Chicago
1989	1-14-90	San Francisco 30, L.A. Rams 3	San Francisco
1990	1-20-91	N.Y. Giants 15, San Francisco 13	San Francisco
1991	1-12-92	Washington 41, Detroit 10	Washington
1992	1-17-93	Dallas 30, San Francisco 20	San Francisco
1993	1-23-94	Dallas 38, San Francisco 21	Dallas
1994	1-15-95	San Francisco 38, Dallas 28	San Francisco
1995	1-14-96	Dallas 38, Green Bay 27	Dallas
1996	1-12-97	Green Bay 30, Carolina 13	Green Bay
1997	1-11-98	Green Bay 23, San Francisco 10	San Francisco
1998	1-17-99	Atlanta 30, Minnesota 27*	Minnesota
1999	1-23-00	St. Louis 11, Tampa Bay 6	St. Louis
2000	1-14-01	N.Y. Giants 41, Minnesota 0	East Rutherford
2001	1-27-02	St. Louis 29, Philadelphia 24	St. Louis
2002	1-19-03	Tampa Bay 27, Philadelphia 10	Philadelphia
2003	1-18-04	Carolina 14, Philadelphia 3	Philadelphia
2004	1-23-05	Philadelphia 27, Atlanta 10	Philadelphia
2005	1-22-06	Seattle 34, Carolina 14	Seattle
2006	1-21-07	Chicago 39, New Orleans 14	Chicago
2007	1-20-08	N.Y. Giants 23, Green Bay 20*	Green Bay
2008	1-18-09	Arizona 32, Philadelphia 25	Arizona
2009	1-24-10	New Orleans 31, Minnesota 28*	New Orleans
2010	1-23-11	Green Bay 21, Chicago 14	Chicago
2011	1-22-12	N.Y. Giants 20, San Francisco 17	San Francisco
2012	1-20-13	San Francisco 28, Atlanta 24	Atlanta
2013	1-19-14	Seattle 23, San Francisco 17	Seattle
2014	1-18-15	Seattle 28, Green Bay 22*	Seattle
2015	1-24-16	Carolina 49, Arizona 15	Carolina
2016	1-22-17	Atlanta 44, Green Bay 21	Atlanta
2017	1-21-18	Philadelphia 38, Minnesota 7	Philadelphia
2018	1-20-19	L.A. Rams 26, New Orleans 23	New Orleans
2019	1-19-20	San Francisco 37, Green Bay 20	San Francisco
2020	1-24-21	Tampa Bay 31, Green Bay 26	Green Bay
2021	1-30-22	L.A. Rams 20, San Francisco 17	Los Angeles
2022	1-29-23	Philadelphia 31, San Francisco 7	Philadelphia
2023	1-28-24	San Francisco 34, Detroit 31	San Francisco

* Overtime

Note: Includes NFL Championship Games, 1960-69





SUPER BOWL RESULTS



SUPER BOWL	DATE	RESULT	SITE
I	1-15-67	Green Bay 35, Kansas City 10	Los Angeles
II	1-14-68	Green Bay 33, Oakland 14	Miami
III	1-12-69	N.Y. Jets 16, Baltimore 7	Miami
IV	1-11-70	Kansas City 23, Minnesota 7	New Orleans
V	1-17-71	Baltimore 16, Dallas 13	Miami
VI	1-16-72	Dallas 24, Miami 3	New Orleans
VII	1-14-73	Miami 14, Washington 7	Los Angeles
VIII	1-13-74	Miami 24, Minnesota 7	Houston
IX	1-12-75	Pittsburgh 16, Minnesota 6	New Orleans
X	1-18-76	Pittsburgh 21, Dallas 17	Miami
XI	1-9-77	Oakland 32, Minnesota 14	Pasadena
XII	1-15-78	Dallas 27, Denver 10	New Orleans
XIII	1-21-79	Pittsburgh 35, Dallas 31	Miami
XIV	1-20-80	Pittsburgh 31, Los Angeles 19	Pasadena
XV	1-25-81	Oakland 27, Philadelphia 10	New Orleans
XVI	1-24-82	San Francisco 26, Cincinnati 21	Pontiac
XVII	1-30-83	Washington 27, Miami 17	Pasadena
XVIII	1-22-84	L.A. Raiders 38, Washington 9	Tampa
XIX	1-20-85	San Francisco 38, Miami 16	Stanford
XX	1-26-86	Chicago 46, New England 10	New Orleans
XXI	1-25-87	N.Y. Giants 39, Denver 20	Pasadena
XXII	1-31-88	Washington 42, Denver 10	San Diego
XXIII	1-22-89	San Francisco 20, Cincinnati 16	Miami
XXIV	1-28-90	San Francisco 55, Denver 10	New Orleans
XXV	1-27-91	N.Y. Giants 20, Buffalo 19	Tampa
XXVI	1-26-92	Washington 37, Buffalo 24	Minneapolis
XXVII	1-31-93	Dallas 52, Buffalo 17	Pasadena
XXVIII	1-30-94	Dallas 30, Buffalo 13	Atlanta
XXIX	1-29-95	San Francisco 49, San Diego 26	Miami
XXX	1-28-96	Dallas 27, Pittsburgh 17	Tempe
XXXI	1-26-97	Green Bay 35, New England 21	New Orleans
XXXII	1-25-98	Denver 31, Green Bay 24	San Diego
XXXIII	1-31-99	Denver 34, Atlanta 19	Miami
XXXIV	1-30-00	St. Louis 23, Tennessee 16	Atlanta
XXXV	1-28-01	Baltimore 34, N.Y. Giants 7	Tampa
XXXVI	2-3-02	New England 20, St. Louis 17	New Orleans
XXXVII	1-26-03	Tampa Bay 48, Oakland 21	San Diego
XXXVIII	2-1-04	New England 32, Carolina 29	Houston
XXXIX	2-6-05	New England 24, Philadelphia 21	Jacksonville
XL	2-5-06	Pittsburgh 21, Seattle 10	Detroit
XLI	2-4-07	Indianapolis 29, Chicago 17	Miami
XLII	2-3-08	N.Y. Giants 17, New England 14	Glendale
XLIII	2-1-09	Pittsburgh 27, Arizona 23	Tampa
XLIV	2-7-10	New Orleans 31, Indianapolis 17	Miami
XLV	2-6-11	Green Bay 31, Pittsburgh 25	Arlington
XLVI	2-5-12	N.Y. Giants 21, New England 17	Indianapolis
XLVII	2-3-13	Baltimore 34, San Francisco 31	New Orleans
XLVIII	2-2-14	Seattle 43, Denver 8	East Rutherford
XLIX	2-1-15	New England 28, Seattle 24	Glendale
50	2-7-16	Denver 24, Carolina 10	Santa Clara
LI	2-5-17	New England 34, Atlanta 28*	Houston
LII	2-4-18	Philadelphia 41, New England 33	Minneapolis
LIII	2-3-19	New England 13, L.A. Rams 3	Atlanta
LIV	2-2-20	Kansas City 31, San Francisco 20	Miami
LV	2-7-21	Tampa Bay 31, Kansas City 9	Tampa Bay
LVI	2-13-22	L.A. Rams 23, Cincinnati 20	Los Angeles
LVII	2-12-23	Kansas City 38, Philadelphia 35	Glendale
LVIII	2-11-24	Kansas City 25, San Francisco 22*	Las Vegas

* Overtime



FUTURE SUPER BOWL SITES



SUPER BOWL	SITE	STADIUM	DATE
LIX	New Orleans, Louisiana	Caesars Superdome	February 9, 2025
LX	Santa Clara, California	Levi's Stadium	February 8, 2026
LXI	Inglewood, California	SoFi Stadium	February 14, 2027



HONORS



78

BOBBY BELL

Linebacker • 1963-74

Minnesota
Draft (No. 7 - 1963)

Chiefs Hall of Fame (1980)
Pro Football Hall of Fame (1983)



Considered by many as the greatest outside linebacker to ever play the game ... Became the first Chiefs player to be enshrined in the Pro Football Hall of Fame when he was presented by Hank Stram on July 30, 1983 ... Was just the fifth American Football League performer to be immortalized in Canton ... Superb athlete began his pro career as a defensive end because the Chiefs needed help at that position when he joined the club as a seventh-round draft choice in '63 ... Was moved to linebacker in '65, where he earned a spot in the AFL All-Star game or the

Pro Bowl each of the next nine years ... Was named to the AFL's All-Time Team by the Pro Football Hall of Fame ... Starred on two AFL Championship teams, playing in Super Bowls I and IV ... Did not miss a contest during his 12-year career, playing in 168 consecutive games ... Intercepted 26 passes and recovered 15 fumbles ... Scored nine career TDs, including a 53-yard kickoff return ... His eight defensive touchdowns are the most of any player in franchise annals ... Versatile performer handled deep snapping on punts and kicks for the Chiefs ... Began his collegiate career as a quarterback at Minnesota ... Switched to defensive tackle as a sophomore and earned All-America honors at that position as both a junior and senior ... Received the Outland Trophy as college football's outstanding lineman in '62 ... Played on the College All-Star team that defeated the Green Bay Packers in '63 ... Is enshrined in the College Football (1991) and Missouri Sports Halls of Fame (1995) ... Was an all-state QB at Cleveland High School in Shelby, N.C. ... Resides in Kansas City and is currently retired after previously doing marketing for Factory Motor Parts ... Born June 17, 1940 in Shelby, N.C.



BELL'S PRO STATISTICS



	Games	No.	INTERCEPTIONS			TD	FUMBLE Recoveries	
			Yds.	Avg.	LG			
Chiefs Totals	168	26	479	18.4	61	6	15	
Postseason	7	0	0	0.0	--	0	0	

Additional Stats: Had one kickoff return for a 53-yard TD vs. Denver (11/27/69).

BELL'S PRO SCORES (9)

Date	Opponent	How Scored	Result
10/18/64	Buffalo	20-yard fumble return	L Kansas City 22, Buffalo 35
10/3/65	Boston	38-yard INT return	W Kansas City 27, Boston 17
10/16/66	Oakland	7-yard fumble return	L Kansas City 13, Oakland 34
9/9/67	@ Houston	32-yard INT return	W Kansas City 25, Houston 20
11/27/69	Denver	53-yard kickoff return	W Kansas City 31, Denver 17
11/8/70	Houston	45-yard INT return	W Kansas City 24, Houston 9
12/19/71	Buffalo	26-yard INT return	W Kansas City 22, Buffalo 9
12/3/72	Denver	61-yard INT return	W Kansas City 24, Denver 21
10/6/74	Denver	28-yard INT return	L Kansas City 14, Denver 17

REGULAR SEASON SINGLE GAME CAREER HIGHS

Interceptions: 2 at San Diego (12/8/68)
INT Return Yards: 61 vs. Denver (12/3/72)

Long INT Return: 61 vs. Denver (12/3/72)
Fumble Recoveries: 2 at N.Y. Titans (11/16/69)



63

WILLIE LANIER Linebacker • 1967-77



Morgan State
Draft (No. 2b - 1967)

Chiefs Hall of Fame (1985)
Pro Football Hall of Fame (1986)

A ferocious tackler who served as the intelligent and disciplined quarterback of the Chiefs vaunted defense, manning the club's middle linebacker post for 11 glorious seasons ... Presented by Lamar Hunt at the Pro Football Hall of Fame enshrinement ceremonies on August 2, 1986 ... Named to the NFL's 75th Anniversary Team in '94 ... Had the speed and agility to grab 27 career interceptions, good for the ninth-best total in franchise annals ... His 18 fumble recoveries rank second in club history



... A second-round draft choice in '67, he missed just five games during his pro career, which spanned 149 contests ... Played in two AFL All-Star games and six AFC-NFC Pro Bowls ... Named the Outstanding Defensive Player in the '72 Pro Bowl ... Helped the Chiefs to their only World Championship, a Super Bowl IV victory over Minnesota ... Became a starter four games into his rookie season ... Became the first Chiefs player to be named the NFL Man of the Year in '72 ... Is a member of both the Missouri Sports Hall of Fame (1999) and the College Football Hall of Fame (2000) ... Was a two-time Small College All-America pick at Morgan State, graduating with a B.S. in Administration ... Named MVP of the '66 Tangerine Bowl ... Attended Maggie L. Walker High School in Richmond, Va. ... Lives in Richmond, and serves as President of Lanier Group, an acquisition company ... Was formerly Chairman and CEO of Syncreon US, a supply chain management corporation ... Was nicknamed "Honey Bear" because he looked and acted friendly, but was ravenous on the field ... Born August 21, 1945 in Clover, Va.



NFL 75TH ANNIVERSARY TEAM



Linebackers

Dick Butkus 1965-73
Jack Ham 1971-82
Ted Hendricks 1969-83

Jack Lambert 1974-84
Willie Lanier 1967-77

Ray Nitschke 1958-72
Lawrence Taylor 1981-93



LANIER'S PRO STATISTICS



	Games	No.	INTERCEPTIONS				FUMBLE Recoveries
			Yds.	Avg.	LG	TD	
Chiefs Totals	149	27	440	16.3	75	2	18
Postseason	5	2	26	13.0	17	0	0

Additional Stats: Had one kickoff return for one yard at San Diego (10/15/67).

LANIER'S PRO SCORES (3)

Date	Opponent	How Scored	Result
12/8/68	@ San Diego	75-yard INT Return	W Kansas City 40, San Diego 3
9/30/73	Oakland	17-yard INT Return	W Kansas City 16, Oakland 3
11/18/74	@ Denver	Safety, tackled Otis Armstrong	W Kansas City 42, Denver 34

REGULAR SEASON SINGLE GAME CAREER HIGHS

Interceptions: 2 vs. Denver (12/6/70)
INT Return Yards: 75 at San Diego (12/8/68)
Long INT Return: 75 at San Diego (12/8/68)

Fumble Recoveries: 2 vs. Cincinnati (10/15/72)
vs. San Diego (12/16/73)

16


LEN DAWSON Quarterback • 1962-75



**Purdue
Free Agent (1962)**

**Chiefs Hall of Fame (1979)
Pro Football Hall of Fame (1987)**

Heart and soul of the Texans/Chiefs franchise during his illustrious career ... Presented by Hank Stram during Canton enshrinement ceremonies on August 8, 1987 ... During his tenure as the team's field general, he helped make the Chiefs one of pro football's premier teams and wound up among the elite passers in the game's history ... Under his guidance, the Chiefs were perennial contenders and won AFL Championships in '62, '66 and '69 ... Was MVP of Super Bowl IV when he directed Kansas City to a 23-7 win over the heavily-favored Minnesota Vikings ... Won the AFL passing title four times and still holds Chiefs career marks for pass attempts (3,696), passing



yards (28,507) and touchdowns (237) ... Started his pro career as a first-round draft pick of Pittsburgh in '57, then landed with Cleveland before being cut by the Browns on June 12, 1962 ... Was signed by the Texans as a free agent on July 2, 1962 ... Named to six AFL All-Star teams and one Pro Bowl squad (71) ... Named AFL Player of the Year in '62 ... Started 157 regular season games for Kansas City, by far the most of any signal-caller in franchise history ... Led the AFL in passing four different seasons ('62, '64, '66 and '68) ... Paced the AFL in completion percentage eight times, including a string of six straight seasons from '64-69, the longest streak in NFL history ... Named the '73 NFL Man of the Year as pro football's outstanding player-citizen ... Retired on May 1, 1976 ... Was enshrined in the Missouri Sports Hall of Fame in '94 ... Led the Big Ten in passing and total offense for three seasons at Purdue ... Spent 35 years as a color commentator for the Chiefs Radio Network ... Worked as Sports Director and analyst of KMBC-TV in Kansas City ... Nicknamed "Lenny the Cool" ... Born June 20, 1935 in Alliance, Ohio... Died on August 24, 2022 in Kansas City, Missouri.



DAWSON'S PRO STATISTICS



Year	Team	G-S	Att.	PASSING			TD	INT	LG	Rating		
				Comp.	Yds.	Pct.						
1957	Pittsburgh	3-1	4	2	25	50.0	6.3	0	0.0	15	69.8	
1958	Pittsburgh	4-0	6	1	11	16.7	1.8	0	0.0	2	0.0	
1959	Pittsburgh	12-0	7	3	60	42.9	8.6	1	14.3	0	113.1	
1960	Cleveland	2-0	13	8	23	61.5	1.8	0	0.0	0	65.9	
1961	Cleveland	7-1	15	7	85	46.7	5.7	1	6.7	3	47.2	
1962	Dallas (AFL)	14-14	310	189	2,759	61.0	8.9	29	9.4	17	98.3	
1963	Kansas City	14-13	352	190	2,389	54.0	6.8	26	7.4	19	77.5	
1964	Kansas City	14-14	354	199	2,879	56.2	8.1	30	8.5	18	89.9	
1965	Kansas City	14-12	305	163	2,262	53.4	7.4	21	6.9	14	81.3	
1966	Kansas City	14-14	284	159	2,527	56.0	8.9	26	9.2	10	101.7	
1967	Kansas City	14-14	357	206	2,651	57.7	7.4	24	6.7	17	83.7	
1968	Kansas City	14-13	224	131	2,109	58.5	9.4	17	7.6	9	98.6	
1969	Kansas City	9-7	166	98	1,323	59.0	8.0	9	5.4	13	69.9	
1970	Kansas City	14-12	262	141	1,876	53.8	7.2	13	5.0	14	71.0	
1971	Kansas City	14-13	301	167	2,504	55.5	8.3	15	5.0	13	81.6	
1972	Kansas City	14-12	305	175	1,835	57.4	6.0	13	4.3	12	72.8	
1973	Kansas City	8-6	101	66	725	65.3	7.2	2	2.0	5	72.4	
1974	Kansas City	14-8	235	138	1,573	58.7	6.7	7	3.0	13	65.8	
1975	Kansas City	12-5	140	93	1,095	66.4	7.8	5	3.6	4	90.0	
Chiefs Totals	183-157	3,696	2,115	28,507	57.2	7.7	237	6.4	178	4.8	92	92.8
Pro Totals	211-159	3,741	2,136	28,711	57.1	7.7	239	6.4	183	4.9	92	82.6
Postseason	8-8	188	107	1,497	56.9	8.0	7	3.7	8	4.3	63	77.1

Regular Season Additional Stats: Had 294 carries for 1,293 yards (4.4 avg.) with nine TDs.

Postseason Additional Stats: Had 22 carries for 103 yards (4.7 avg.) with a long of 20 yards.



86

BUCK BUCHANAN


Defensive Tackle • 1963-75



Grambling
Draft (No. 1 - 1963)

Chiefs Hall of Fame (1981)
Pro Football Hall of Fame (1990)

Became the third member of the Chiefs feared defense of the '60s and '70s to enter the Pro Football Hall of Fame when he was presented by Hank Stram on August 4, 1990 ... The first overall selection in the '63 AFL Draft, the pick utilized to select Buchanan was acquired in the only trade ever personally orchestrated by Lamar Hunt as the Texans sent QB Cotton Davidson to Oakland ... The Raiders later drafted Hall of Fame G Gene Upshaw in '67 with the express purpose of blocking Buchanan, who became the prototype for future pro defensive linemen ... Combined perfect size (6-7, 270) with outstanding strength and deceptive speed (10.2 in the 100) ... Worked briefly as a defensive end during his rookie campaign before becoming a fixture at right defensive tackle ... Helped Kansas City win two AFL crowns and their only Super Bowl following the '69 season ... Had an eight-year stretch where he either went to the AFL All-Star Game or the AFC-NFC Pro Bowl ... Was a unanimous All-AFL pick from '66-69 ... His teammates named him Chiefs MVP in '65 and '67 ... In '67 alone he batted down 16 passes at or behind the line of scrimmage ... Played in 182 career regular season games, including a stretch of 166 in a row ... Eddie Robinson, the legendary coach at Grambling where Buchanan was an NAIA All-America choice in '62, called him "the finest lineman I've ever seen." ... Played both offensive and defensive tackle at Grambling ... Enshrined in the College Football Hall of Fame in '96 ... Owned All-Pro Construction Company and All-Pro Advertising in Kansas City ... Was captain of both the football and basketball squads at Parker High School in Birmingham, Ala. ... Given name was "Junious," but was known as "Buck" ... Born September 10, 1940 in Gainesville, Ala. and died July 16, 1992 in Kansas City. Survived by his wife, Georgia, who lives in Kansas City.



BUCK BUCHANAN • 1940-1992

"The first time I met him, I was impressed with his awesome size, speed and agility, but underneath it all, you came away impressed with a tremendous person, a great competitor and a terrific leader. He loved what he represented, his family and the Chiefs."

- Hank Stram • July 1992



BUCHANAN'S PRO STATISTICS



	Games	No.	Yds.	Avg.	LG	TD	FUMBLE Recoveries
Chiefs Totals	182	3	37	12.3	17	0	3
Postseason	7	0	0	0.0	--	0	0

Additional Stats: Had one kickoff return for no yards vs. N.Y. Jets (11/5/67).

BUCHANAN'S PRO SCORE (1)

Date	Opponent	How Scored	Result
12/8/68	@ San Diego	Safety, tackled Jon Brittenum	W Kansas City 40, San Diego 3

REGULAR SEASON SINGLE GAME CAREER HIGHS

Interceptions: 1, three times, last vs. Oakland (9/30/73)

INT Return Yards: 17 vs. Oakland (9/30/73)

Long INT Return: 17 vs. Oakland (9/30/73)

Fumble Recoveries: 1, three times, last at San Diego (10/27/74)

3

JAN STENERUD

Kicker • 1967-79



Montana State
Draft (Redshirt No. 3 - 1966)

Chiefs Hall of Fame (1992)
Pro Football Hall of Fame (1991)

The first and only pure placekicker to be inducted into the Hall of Fame through 2015 ... Hank Stram presented Stenerud at enshrinement ceremonies in Canton on July 27, 1991 ... Stenerud's number 3 has been retired by the club ... Regarded by many as the best placekicker in pro football history ... Named to the NFL's 75th Anniversary Team in '94 and the Super Bowl Silver Anniversary Team in '90 ... Played 19 NFL seasons with Kansas City ('67-79), Green Bay ('80-83) and Minnesota ('84-85) ... At the time of his retirement he led the NFL

in most career field goals and was second in scoring in the NFL behind the fabled George Blanda ... Ranks 20th on the league's all-time scoring list with 1,699 points and is 20th in career field goals made with 373 ... Played in 186 regular season games with Kansas City, the sixth-highest tally in team history ... Still owns or shares five Chiefs records, including field goals attempted in a career (436) and season (44), as well as consecutive games scoring field goals in a single season (14) ... Hit three field goals with a long of 48 yards in Super Bowl IV victory over the Vikings ... Played in 263 pro games and never missed one because of injury or illness ... Played in six Pro Bowls, including two AFL All-Star games ... Named the Outstanding Offensive Player in the '72 Pro Bowl ... Was selected by the Chiefs in the third round of the '65 AFL "Redshirt" Draft ... Attended Montana State University on a skiing scholarship ... Was an outstanding ski jumper in his native Norway ... Was also inducted into the Green Bay Packers Hall of Fame (1991) and the Missouri Sports Hall of Fame (1996) ... Served as director of business development for HNTB Architecture, Inc., a Kansas City architectural firm, from 1989-2011 ... Born November 26, 1942 in Fetsund, Norway.



STENERUD'S PRO STATISTICS



SCORING

Year	Team	G-S	FGM	FGA	Pct.	LG	PATs	Points
1967	Kansas City	14-0	21	36	.583	54	45-45	108
1968	Kansas City	14-0	30	40	.750	52	39-40	129
1969	Kansas City	14-0	27	35	.771	54	38-38	119
1970	Kansas City	14-0	30	42	.714	55	26-26	116
1971	Kansas City	14-0	26	44	.591	54	32-32	110
1972	Kansas City	14-0	21	36	.583	50	32-32	95
1973	Kansas City	14-0	24	38	.632	47	21-23	93
1974	Kansas City	14-0	17	24	.708	50	24-26	75
1975	Kansas City	14-0	22	32	.688	51	30-31	96
1976	Kansas City	14-0	21	38	.553	52	27-33	90
1977	Kansas City	14-0	8	18	.444	37	27-28	51
1978	Kansas City	16-0	20	30	.667	46	25-26	85
1979	Kansas City	16-0	12	23	.522	46	28-29	64
1980	Green Bay	4-0	3	5	.600	40	3-3	12
1981	Green Bay	16-0	22	24	.917	53	35-36	101
1982	Green Bay	9-0	13	18	.722	48	25-27	64
1983	Green Bay	16-0	21	26	.808	48	52-52	115
1984	Minnesota	16-0	20	23	.870	54	30-31	90
1985	Minnesota	16-0	15	26	.577	49	41-43	86
Chiefs Totals		186-0	279	436	.640	55	394-409	1,231
Packers Totals		45-0	59	73	.808	53	115-118	292
Vikings Totals		32-0	35	49	.714	54	71-74	176
Pro Totals		263-0	373	558	.668	55	580-601	1,699
Postseason		7-0	13	21	.619	48	15-15	54





HANK STRAM

Head Coach • 1960-74



**Purdue
Free Agent (1960)**

**Chiefs Hall of Fame (1987)
Pro Football Hall of Fame (2003)**

Guided the Texans/Chiefs on-field fortunes during the most glorious period in franchise history ... Entered the Hall of Fame on August 3, 2003 with QB Len Dawson serving as his presenter ... Commanded the club from '60-74, posting a regular season record of 124-76-10 (.614) ... Also compiled a 5-3 postseason mark ... Garnered a reputation as one of the game's most imaginative offensive minds ... Was credited with devising the moving pocket, the two-tight end offense and the stack defense ... Directed the franchise to three AFL titles and two Super Bowl appearances, including a 23-7 win vs. Minnesota in Super Bowl IV following the '69 season ... Put together a string of nine consecutive winning seasons from '65-73, compiling an 82-36 record over that span ... Was honored as either the AFL or AFC Coach of the Year four times: '62, '66, '68 and '70 ... Is enshrined in the Pro Football Hall of Fame along with seven of his Chiefs players – LB Bobby Bell ('83), LB Willie Lanier ('86), QB Len Dawson ('87), DT Buck Buchanan ('90), K Jan Stenerud ('91), CB Emmitt Thomas (2008) and Curley Culp (2013) ... Served two seasons as the Saints head coach from '76-77, giving him a career NFL regular season record of 131-97-10 ... Enshrined in the Missouri Sports Hall of Fame in '96 ... Was an assistant coach at the University of Miami before being named the Texans head coach ... Also served as a college assistant at Purdue, SMU and Notre Dame ... Won seven letters as an athlete at Purdue, three in football and four in baseball ... Known as "The Mentor" ... Born January 3, 1923 in Chicago, Ill. and died on July 4, 2005 in Covington, La.



... Put together a string of nine consecutive winning seasons from '65-73, compiling an 82-36 record over that span ... Was honored as either the AFL or AFC Coach of the Year four times: '62, '66, '68 and '70 ... Is enshrined in the Pro Football Hall of Fame along with seven of his Chiefs players – LB Bobby Bell ('83), LB Willie Lanier ('86), QB Len Dawson ('87), DT Buck Buchanan ('90), K Jan Stenerud ('91), CB Emmitt Thomas (2008) and Curley Culp (2013) ... Served two seasons as the Saints head coach from '76-77, giving him a career NFL regular season record of 131-97-10 ... Enshrined in the Missouri Sports Hall of Fame in '96 ... Was an assistant coach at the University of Miami before being named the Texans head coach ... Also served as a college assistant at Purdue, SMU and Notre Dame ... Won seven letters as an athlete at Purdue, three in football and four in baseball ... Known as "The Mentor" ... Born January 3, 1923 in Chicago, Ill. and died on July 4, 2005 in Covington, La.



STRAM'S PRO COACHING RECORD



Year	Team	W	LT	Pct.	Division Finish	
1960	Dallas (AFL)	8	6	0	.571	2nd
1961	Dallas (AFL)	6	8	0	.429	2nd
1962	Dallas (AFL)	11	3	0	.786	1st
1963	Kansas City	5	7	2	.417	3rd
1964	Kansas City	7	7	0	.500	2nd
1965	Kansas City	7	5	2	.583	3rd
1966	Kansas City	11	2	1	.846	1st
1967	Kansas City	9	5	0	.643	2nd
1968	Kansas City	12	2	0	.857	2nd
1969	Kansas City	11	3	0	.786	2nd
1970*	Kansas City	7	5	2	.583	2nd
1971	Kansas City	10	3	1	.769	1st
1972	Kansas City	8	6	0	.571	2nd
1973	Kansas City	7	5	2	.571	3rd
1974	Kansas City	5	9	0	.357	3rd
1976	New Orleans	4	10	0	.286	3rd
1977	New Orleans	3	11	0	.214	4th
Chiefs Totals		124	76	10	.614	
Saints Totals		7	21	0	.250	
Pro Totals		131	97	10	.574	

*Ties were excluded from calculations up through 1971

Year	Team	W	L	POSTSEASON		Result
				T	Pct.	
1962	Dallas (AFL)	1	0	0	1.000	AFL Champions
1966	Kansas City	1	1	0	.500	Lost in Super Bowl I
1968	Kansas City	0	1	0	.000	Lost in AFL Divisional Playoffs
1969	Kansas City	3	0	0	1.000	Super Bowl IV Champions
1971	Kansas City	0	1	0	.000	Lost in AFC Divisional Playoffs
Pro Totals		5	3	0	.625	

18

EMMITT THOMAS

Cornerback • 1966-78



**Bishop College
Free Agent (1966)**

**Chiefs Hall of Fame (1986)
Pro Football Hall of Fame (2008)**

The fourth member of the Chiefs vaunted defense of the '60-70s to be enshrined into the Pro Football Hall of Fame ... Patrolled the Kansas City secondary for 13 seasons and was one of the finest cornerbacks of his era ... Owns the Chiefs all-time interception record with 58, which places him 12th on the NFL's all-time list ... His 58 picks are also the fourth-highest NFL total by a pure cornerback ... Also holds the Kansas City club record with 938 interception return yards ... Returned five interceptions for touchdowns ... Led the NFL in interceptions in '74 with a team-record 12, just two shy of the league's single-season mark ... Led the AFL with nine picks in '69 ... Paced the Chiefs in interceptions in five seasons ... Registered 23.8 percent of his 63 career INTs (regular and postseason) against members of the Pro Football Hall of Fame ... Selected to four Pro Bowls ('71, '72, '74 and '75 seasons) and one AFL All-Star Game ('68 season) ... Named first-team AP All-Pro in '74 and was a second-team selection in '75 ... Played in 181 career regular season games, the tenth-highest total in club annals, as well as seven postseason contests ... Has the most postseason interceptions in Kansas City history with five, including two in the '69 AFL Championship Game and one in the Chiefs Super Bowl IV triumph over the Minnesota Vikings ... Won American Football League championships with Kansas City in '66 and '69 and was a member of the Chiefs Super Bowl I and Super Bowl IV squads ... Made the Chiefs as an undrafted free agent from Bishop College in Dallas ... Born June 3, 1943 in Angleton, Texas ... Has spent 37 seasons in the NFL coaching ranks with seven different teams ... Rejoined the Chiefs as defensive backs coach in 2010 and retired after the 2018 season ... Named to the Texas Black Sports Hall of Fame in 2016.



THOMAS' PRO STATISTICS



	Games	No.	INTERCEPTIONS			FUMBLE Recoveries	
			Yds.	Avg.	LG	TD	
Chiefs Totals	181	58	937	16.2	73	5	7
Postseason	7	5	101	20.2	62	0	0

Additional Stats: Had 11 punt returns for 64 yards (5.8 avg.) and 29 kickoff returns for 673 yards (23.2 avg.).

THOMAS' PRO SCORES (5)

Date	Opponent	How Scored	Result
11/12/67	@ Boston	57-yard INT Return	W Kansas City 33, Boston 10
11/27/69	Denver	45-yard INT Return	W Kansas City 31, Denver 17
10/18/71	Pittsburgh	32-yard INT Return	W Kansas City 38, Pittsburgh 16
9/15/74	N.Y. Jets	38-yard INT Return	W Kansas City 24, N.Y. Jets 16
12/14/74	Minnesota	73-yard INT Return	L Kansas City 15, Minnesota 35

REGULAR SEASON SINGLE GAME CAREER HIGHS

Interceptions: 2, eight times, last at Denver (11/18/74)
INT Return Yards: 73 vs. Minnesota (12/4/74)

Long INT Return: 73 vs. Minnesota (12/4/74)
Fumble Recoveries: 2 at Dallas (11/10/75)

58

DERRICK THOMAS

Linebacker • 1989-99

Alabama
Draft (No. 1 - 1989)

Chiefs Hall of Fame (2001)
Pro Football Hall of Fame (2009)



Pass rusher extraordinaire became the third Chiefs linebacker to be inducted into the Pro Football Hall of Fame ... Served as the heart and soul of the Chiefs franchise for 11 glorious seasons ('89-99) ... Was not only a bona fide star in terms of his contributions on the field, but also illuminated countless lives through his charitable efforts ... Received the '93 NFL Man of the Year Award, the '95 Byron "Whizzer" White Award and was named former President George H. W. Bush's "832nd Point of Light" ... On the field, was one of the most dominant defensive players of his day thanks to his patented sack-and-strip maneuver ... Established Chiefs career records for sacks (126.5), safeties (3), fumble recoveries (19) and forced fumbles (45) ... His 126.5 sacks were the fourth-highest



total ever by a linebacker at the time of his death and still rank 17th, regardless of position, overall in NFL history ... Produced a then club-record 20.0 sacks in '90, including an NFL-record 7.0 sacks vs. Seattle (11/11/90) ... A member of the Hall of Fame's All-Decade Team of the '90s, no player could top his 116.5 sacks during that decade ... The lone player in Chiefs history to see action in three different decades with his final contest coming vs. Oakland (1/2/00) ... Saw duty in 169 games (157 starts) and owns a share of another franchise mark with 10 career playoff appearances ... Won the Mack Lee Hill Award as a rookie in '89 ... Produced nine consecutive Pro Bowl berths following the '89-97 seasons, the second-highest total recorded by a player in Chiefs history ... Was the initial two-time winner ('91, '94) of the club's MVP trophy which now bears his name ... Known simply as "D.T." ... Was born January 1, 1967 in Miami, Fla., the same day the Chiefs won the '66 AFL Championship to advance to Super Bowl I. Died on February 8, 2000 in Miami, Fla., following a serious auto accident on January 23, 2000 in Kansas City, Mo.



THOMAS' PRO STATISTICS



Year	Team	G-S	TACKLES			SACKS		INTERCEPTIONS					QB	
			Solos	Asst.	Total	No.	Yds.	No.	Yds.	LG	PDs	FF	FR	Press.
1989	Kansas City	16-16	56	19	75	10.0	95.5	0	0	--	4	3	1	55
1990	Kansas City	15-15	47	16	63	20.0	150.0	0	0	--	5	6	2	35
1991	Kansas City	16-15	60	19	79	13.5	112.0	0	0	--	2	4	4	42
1992	Kansas City	16-16	54	13	67	14.5	113.0	0	0	--	2	8	3	27
1993	Kansas City	16-15	32	11	43	8.0	50.0	0	0	--	0	4	1	47
1994	Kansas City	16-15	65	19	84	11.0	71.0	0	0	--	5	6	3	45
1995	Kansas City	15-15	59	12	71	8.0	57.5	0	0	--	4	2	1	54
1996	Kansas City	16-15	49	9	58	13.0	99.0	0	0	--	4	3	1	47
1997	Kansas City	12-10	34	21	55	9.5	56.5	0	0	--	2	3	0	34
1998	Kansas City	15-10	40	12	54	12.0	79.0	0	0	--	1	3	2	26
1999	Kansas City	16-16	56	21	77	7.0	65.0	1	20	20	5	3	1	32
NFL Totals		169-158	558	170	728	126.5	948.5	1	20	20	34	45	19	444
Postseason		10-10	36	1	37	7.5	55.0	0	0	--	2	3	0	4

Additional Stats: Had four career touchdowns - a 23-yard fumble return at L.A. Rams (11/10/91), a fumble recovery in the end zone vs. Denver (12/27/92), an 86-yard fumble return at Seattle (12/5/93) and a 44-yard fumble return at Oakland (12/26/98). Had three safeties - vs. San Francisco (9/11/94), at San Diego (12/14/97) and vs. Oakland (9/6/98). Blocked a field goal vs. Pittsburgh (10/7/96).




61


CURLY CULP *Defensive Tackle • 1968-74*

**Arizona State
Trade (1968)**

**Chiefs Hall of Fame (2008)
Pro Football Hall of Fame (2013)**



The fifth member of the Chiefs defense of the 1960s-70s to be enshrined into the Pro Football Hall of Fame ... Becomes the seventh player and ninth member of the team's Super Bowl IV victory in 1970 to enter Canton ... An anchor of the Chiefs defensive line for seven seasons ... Heralded as one of the quickest defensive linemen in the league ... Became a prototype for today's 3-4 nose tackle ... Starting defensive tackle on Kansas City's Super Bowl IV squad ... A member of the Chiefs 25-Year All-Time Team ... Played in AFL All-Star Game following the 1969 campaign and the Pro Bowl after the 1971 campaign ... Named AP Defensive Player of the Week for outstanding games in both 1969 and 1973 ... Claimed the unofficial sack crown for the Chiefs with 9.0 QB takedowns in 1973 ... Owned five fumble recoveries while in a Kansas City uniform ... Appeared in 82 games for the Chiefs after joining the club in a trade with Denver ... Originally entered pro football as a second-round pick of the Broncos in 1968 ... Was traded to Houston in 1974 and played eight more seasons with Houston (1974-80) and Detroit (1980-81), earning four Pro Bowl berths during his tenure with the Oilers ... Earned All-America honors from The Sporting News and Times as a collegiate player at Arizona State ... Was the NCAA heavyweight wrestling champion in 1967 and was named to the 1968 U.S. Olympic wrestling team ... Born March 10, 1946 in Yuma, Ariz and died November 27, 2021 in Pearland, TX.



... An anchor of the Chiefs defensive line for seven seasons ... Heralded as one of the quickest defensive linemen in the league ... Became a prototype for today's 3-4 nose tackle ... Starting defensive tackle on Kansas City's Super Bowl IV squad ... A member of the Chiefs 25-Year All-Time Team ... Played in AFL All-Star Game following the 1969 campaign and the Pro Bowl after the 1971 campaign ... Named AP Defensive Player of the Week for outstanding games in both 1969 and 1973 ... Claimed the unofficial sack crown for the Chiefs with 9.0 QB takedowns in 1973 ... Owned five fumble recoveries while in a Kansas City uniform ... Appeared in 82 games for the Chiefs after joining the club in a trade with Denver ... Originally entered pro football as a second-round pick of the Broncos in 1968 ... Was traded to Houston in 1974 and played eight more seasons with Houston (1974-80) and Detroit (1980-81), earning four Pro Bowl berths during his tenure with the Oilers ... Earned All-America honors from The Sporting News and Times as a collegiate player at Arizona State ... Was the NCAA heavyweight wrestling champion in 1967 and was named to the 1968 U.S. Olympic wrestling team ... Born March 10, 1946 in Yuma, Ariz and died November 27, 2021 in Pearland, TX.



CULP'S PRO STATISTICS



	Games	Fumble Recoveries	Interceptions
Chiefs Totals	82	5	0
Pro Totals	179	13	1

ENSHRINEMENT REMARKS

"You know, this is an occasion that's long been in my dreams and now lives in reality. I cannot express how glorious a feeling this is for me and my family who have long hoped with me that this day would come. So to be enshrined into the Pro Football Hall of Fame gives me joy and inspiration that would last the rest of my life ... It is an honor for me to be placed among all of these great Hall of Famers, and an honor to wear the great red and white of the Kansas City Chiefs and the blue and white of the Houston Oilers, I am now honored and humbled to wear Hall of Fame gold."

- Curley Culp • August 3, 2013




68

WILL SHIELDS

Guard • 1993-06

Nebraska
Draft (No. 74 - 1993)

Chiefs Hall of Fame (2012)
Pro Football Hall of Fame (2015)



An anchor of the Chiefs offensive line for 14 seasons, he was known as one of the most reliable, durable and dependable offensive linemen in league history ... Appeared in a franchise-record 224 games with 223 starts to rank first in club history ... His 14 years of service rank second in team annals ... Elected to 12 consecutive Pro Bowls, earning his first trip to the NFL's annual all-star game following the 1995 season ... His 12 career Pro Bowls played stand tied for the most appearances in the history of the AFC-NFC Pro Bowl ... Named the Walter Payton NFL Man of the Year in 2003 for not only his accomplishments



on the field but also his extensive work off the field through his "Will to Succeed Foundation" ... Honored as the team's Mack Lee Hill Award winner in 1993 as the club's top rookie or first-year player ... Helped pave the way for five individual 1,000-yard rushers during his tenure with the Chiefs ... Helped the Chiefs lead the league in rushing offense in 1995 with 2,222 yards ... Blocked for RB Larry Johnson as he compiled 1,750 rushing yards in 2005 and 1,789 rushing yards in 2006, the two-highest single-season totals in team history ... RB Priest Holmes produced 1,615 rushing yards in 2002, the third-best seasonal mark in club annals, with Shields leading the way ... Helped anchor an offensive line that served as the foundation for one of the most potent offensive stretches in Chiefs history ... In 2004, Kansas City set an NFL single-season record with 398 first downs and led the league in total offense for the first time in franchise history, averaging a club-record 418.4 yards per game ... Originally entered the NFL as the Chiefs third-round pick (74th overall) in the 1993 NFL Draft ... Was a three-time All-Big Eight choice at Nebraska and was honored with the Outland Trophy as a senior in 1992 as the nation's best interior lineman ... Was inducted into the College Football Hall of Fame in 2011 ... Born September 15, 1971 in Fort Riley, Kan.

SHIELD'S PRO STATISTICS



Year	Regular		Postseason		Year	Regular		Postseason	
	GP	GS	GP	GS		GP	GS	GP	GS
1993	16	15	3	3	2000	16	16	-	-
1994	16	16	1	1	2001	16	16	-	-
1995	16	16	1	1	2002	16	16	-	-
1996	16	16	-	-	2003	16	16	1	1
1997	16	16	1	1	2004	16	16	-	-
1998	16	16	-	-	2005	16	16	-	-
1999	16	16	-	-	2006	16	16	1	1
Totals	224	223	8	8					



NFL LEADERS

REGULAR SEASON STARTING STREAKS THROUGH 2016



Games	Player	Teams	Streak
1.	297	Brett Favre	Green Bay, N.Y. Jets, Minnesota
2.	270	Jim Marshall	Minnesota
3.	240	Mick Tingelhoff	Minnesota
4.	229	Bruce Matthews	Houston (Tennessee)
5.	223	Will Shields	Kansas City



Sept. 27, 1992-Dec. 5, 2010
Sept. 17, 1961-Dec. 16, 1979
Sept. 16, 1962-Dec. 17, 1978
Nov. 29, 1987-Jan. 6, 2002
Sept. 12, 1993-Dec. 31, 2006

42

JOHNNY ROBINSON

Halfback/Safety • 1960-71

LSU
Draft (No. 1 - 1960)

Chiefs Hall of Fame (1974)
Pro Football Hall of Fame (2019)



Inducted to the Pro Football Hall of Fame in 2019 as the Seniors Committee nominee ... The sixth member of the Chiefs defense of the 1960s-70s to be enshrined into the Pro Football Hall of Fame ... Becomes the eighth player and tenth member of the team's Super Bowl IV victory in 1970 to enter Canton ... Excelled as both a halfback (1960-61) and safety (1962-71) ... Named to the AFL's All-Time Team by the Pro Football Hall of



Fame as a safety ... Was the third-leading interceptor in AFL history with 43 ... His 57 career interceptions rank second in team history ... Led the AFL in picks with 10 in 1966 and topped the NFL in 1970 with 10 ... The Texans/Chiefs recorded a remarkable 35-1-1 record in games when he had an interception ... Was a six-time All-AFL selection (1963-68) and played in the AFC-NFC Pro Bowl following the 1970 season ... Played in 164 career games ... As a halfback during the franchise's first two seasons, he rushed for 658 yards and six TDs on 150 carries and caught 77 passes for 1,228 yards and nine scores ... Averaged 13.0 yards per punt return over the course of his career, returning one for a touchdown (12/11/60 vs. Boston) ... Was a first-round pick (third overall) of the Texans in the 1960 AFL Draft ... Was also a first-round pick of the NFL's Detroit Lions ... Was a member of the Chiefs Super Bowl IV championship team and LSU's 1959 National Championship squad ... While at LSU, he won the SEC Championship in tennis in both singles and doubles ... Also enshrined in the Missouri Sports Hall of Fame ... Born September 9, 1938 in Delhi, La.



CHIEFS FRANCHISE LEADERS CAREER INTERCEPTIONS



	INTs	Player	Years
1.	58	Emmitt Thomas	1966-78
2.	57	Johnny Robinson	1960-71
3.	50	Deron Cherry	1981-91
4.	39	Gary Barbaro	1976-82
5.	38	Albert Lewis	1983-93



ROBINSON'S PRO STATISTICS



	Games	INTERCEPTIONS				
		No.	Yds.	Avg.	LG	TD
Totals	164	57	741	13.0	57	1
Postseason	8	4	131	32.8	72	0
	Games	RUSHING				
		No.	Yds.	Avg.	LG	TD
Totals	164	150	658	4.4	49	6
	Games	RECEIVING				
		Rec.	Yds.	Avg.	LG	TD
Totals	164	77	1,228	15.9	74	9

88

TONY GONZALEZ

Tight End • 1997-2008

California
Draft (No. 1 - 1997)

Chiefs Hall of Fame (2018)
Pro Football Hall of Fame (2019)

Over 12 seasons with the Kansas City Chiefs (1997-08), Gonzalez appeared in 190 regular season games with 174 starts, earning 10 Pro Bowl appearances and five first-team All-Pro selections from the Associated Press ... He finished his career with numerous NFL records for tight ends, including most career receptions (1,325), most receiving yards (15,127), most 100-yard receiving games (31) and second-most touchdown receptions



(111) behind TE Antonio Gates (116) ... While first among tight ends, his 1,325 career receptions are third to only Pro Football Hall of Fame WR Jerry Rice (1,549) and Larry Fitzgerald (1,432) in NFL history ... Gonzalez recorded at least one reception in 211 consecutive games to finish his career, 61 games more than the previous NFL record by a tight end ... He became the first tight end in league history to produce 16 consecutive seasons with 50 or more receptions and ended his career with 14 70-catch seasons and 15 consecutive 60-catch campaigns to go with his 16 consecutive 50-catch seasons ... Only G Will Shields (224), P Dustin Colquitt (222), K Nick Lowery (212) and P Jerrel Wilson (203) played in more games ... During his 12 seasons with the Chiefs he set franchise records for receptions (916), receiving yards (10,940), receiving touchdowns (76) and 100-yard games (26) ... He had four 1,000-yard receiving seasons in Kansas City, becoming the first tight end in NFL history to record four such seasons ... He holds the top four records in team history for receptions in a single season, including a franchise record 102 catches that led the league during the 2004 season ... He caught at least one pass in a club-record 131 consecutive games, which is second-most in team history ... He concluded his career in Kansas City with a franchise-record 10,954 yards from scrimmage and is now second only to TE Travis Kelce and ranks third in team annals with 76 total touchdowns behind RB Priest Holmes (83) ... Gonzalez was named the recipient of both Chiefs annual team honors, earning the Derrick Thomas Award as the Chiefs MVP in 2008 and the Mack Lee Hill Award as the club's top rookie or first-year player in 1997 ... A two-sport athlete at the University of California, Gonzalez arrived in Kansas City as the club's



first-round draft choice (13th overall) in 1997. Gonzalez was traded to the Atlanta Falcons on April 23, 2009 ... Born February 27, 1976 in Huntington Beach, California.



GONZALEZ'S PRO STATISTICS



Year	GP	Rec.	Yds.	TD	Year	GP	Rec.	Yds.	TD
1997	16	33	368	2	2004	16	102	1,263	7
1998	16	59	621	2	2005	16	78	905	2
1999	15	76	849	11	2006	16	73	900	5
2000	16	93	1,203	9	2007	16	99	1,172	5
2001	16	73	926	6	2008	16	96	1,058	10
2002	16	63	773	7	Totals	190	916	10,954	76
2003	16	71	916	10					



NFL CAREER LEADERS TIGHT END RECEIVING STATISTICS



PLAYER	REC.	PLAYER	YARDS	PLAYER	TD
1. Tony Gonzalez	1,325	1. Tony Gonzalez	15,127	1. Antonio Gates	116
2. Jason Witten	1,228	2. Jason Witten	13,046	2. Tony Gonzalez	111
3. Antonio Gates	955	3. Antonio Gates	11,841	3. Rob Gronkowski	92
4. Shannon Sharpe	815	4. Travis Kelce	11,328	4. Jimmy Graham	89
5. Travis Kelce	907	5. Shannon Sharpe	10,060	5t. Travis Kelce	74
				Jason Witten	




OTHER PRO FOOTBALL HALL OF FAMERS



Mike Webster, Center, 1989-90

Enshrined Pro Football Hall of Fame 1997



Concluded his storied 17-year NFL career with two seasons in Kansas City ('89-90), but will be remembered by most for his 15 seasons ('74-88) with the Pittsburgh Steelers ... Regarded by many as the greatest center to ever play the game ... Noted for not only his strength, toughness and durability, but also his character ... A fifth-round draft pick of the Pittsburgh Steelers out of the University of Wisconsin in '74, went on to become one of the most dominating and durable offensive linemen of his era ... Played in 245 career games (207 starts), tying the NFL record for most contests ever played by a center ... Only seven other offensive linemen in league history have seen action in more games ... A member of Pittsburgh's teams which claimed wins in Super Bowls IX, X, XIII and XIV ... A nine-time Pro Bowler and six-time All-Pro selection ... Named to both the NFL's 75th Anniversary Team and the NFL's Silver Anniversary Super Bowl squad ... Born in Tomahawk, Wis. on March 18, 1952 and died in Pittsburgh, Pa., on September 24, 2002.



53

19



Perhaps the finest quarterback ever to step under center in pro football history ... Concluded his masterful 16-year NFL tenure with two playoff seasons in Kansas City ('93-94) ... Spent 14 seasons ('79-92) in San Francisco and guided the 49ers to wins in Super Bowls XVI, XIX, XXIII and XXIV, earning game MVP honors three times (XVI, XIX and XXIV) ... The NFL's Most Valuable Player in '89 ... Earned eight Pro Bowl bids and led the league in passing in both '87 and '89 ... The king of the late-game heroics, exhibited his "Montana Magic" with 31 career fourth-quarter comebacks ... In '93, guided the Chiefs to their first AFC West title since '71 with an 11-5 mark ... Led Kansas City on a remarkable playoff run in '93 which concluded in Kansas City's first-ever trip to the AFC Championship Game ... Also took the Chiefs to the playoffs in '94, throwing for 314 yards in his final NFL game, a 27-17 postseason loss at Miami ... Played in 192 regular season NFL games with 164 starts and started 23 career playoff games ... Retired April 18, 1995, and at that time ranked fourth in NFL history in passing yards (40,551), attempts (5,391) and TD passes (273) ... Named to NFL's 75th Anniversary All-Time Team ... Born in New Eagle, Pa. on June 11, 1956.

Joe Montana, Quarterback, 1993-94

Enshrined Pro Football Hall of Fame 2000



NOTE: 2000 Pro Football Hall of Fame enshrinee Ronnie Lott never played in a regular season game for Kansas City, but retired as a member of the Chiefs in the '95 preseason.

Marv Levy, Head Coach, 1978-82

Enshrined Pro Football Hall of Fame 2001



Just the 11th modern-era head coach to be elected to the Pro Football Hall of Fame ... The only coach in NFL history to guide his squad to four consecutive Super Bowls ... Spent 16 and a half seasons as NFL head coach, compiling a 143-112 regular season record with the Chiefs and Bills ... Produced a 31-42 record with Kansas City from '78-82 ... Joined the Chiefs after serving a five-year stint as the head coach of the CFL's Montreal Alouettes ... After inheriting a team that was coming off a 2-12 season in '77, he installed a Wing-T offense with the Chiefs in '78 ... The club made steady improvement under his guidance, posting records of 4-12 in '78, 7-9 in '79 and 8-8 in '80 ... In '81, the Chiefs finished 9-7, marking the team's first winning campaign since '73 ... His final year in Kansas City was a strike-shortened 3-6 campaign in '82 ... A veteran of three professional leagues, served one year as head coach of the USFL's Chicago Blitz in '84 ... Took over the Buffalo Bills midway through the '86 season and produced a franchise-best 112-70 regular season record and an 11-8 postseason mark over the '86-97 campaigns ... Under his guidance, the Bills won six AFC East titles, claimed five AFC Championships and represented the AFC in Super Bowls XXV, XXVI, XXVII and XXVIII ... Born in Chicago, Ill. on August 3, 1925.



Marcus Allen, *Running Back, 1993-97*

Enshrined Pro Football Hall of Fame 2003



Regarded as one of the finest all-purpose performers in NFL history, playing the game with unparalleled class and professionalism ... Was presented in Canton on August 3, 2003 by his father, Harold "Red" Allen ... Signed with the Chiefs as an unrestricted free agent on June 9, 1993 ... Helped lead Kansas City to a 55-25 record and three AFC West titles in five seasons with the Chiefs ... Played in 222 regular season contests, the most of any running back in NFL history before retiring on April 9, 1998 ... Owns 145 career TDs, putting him at sixth all-time in NFL history... Ranks third in league annals with 123 rushing TDs, including 44 in a Chiefs uniform ... Is tenth in NFL history with 3,022 rushing attempts and 14th with 12,243 rushing yards ... His 17,654 scrimmage yards are the eighth-highest career tally in the league books ... Led the league with 1,759 rushing yards and 2,314 yards from scrimmage in '85 ... Enjoyed six Pro Bowl seasons, including one with the Chiefs in '93 ... Was named the MVP of Super Bowl XVIII after compiling 191 rushing yards ... Won Kansas City's MVP Award in both '93 and '95 ... Also threw six TD passes during his career ... Was the first player in NFL history to record 10,000 yards rushing and 5,000 yards receiving ... Claimed the Heisman Trophy as a senior at Southern California in '81 ... Entered the NFL with the Raiders as the 10th overall selection in the '82 NFL Draft ... Enshrined in both the College Football and Missouri Sports Halls of Fame in 2001 ... Has served as an analyst and feature reporter for both CBS and The NFL Network ... Was an All-America quarterback and defensive back at San Diego's Lincoln High School ... Nicknamed "Cutty" for his innate ability to make opponents miss ... Born March 26, 1960 in San Diego, Calif.




32



Finished his 23-year career in the CFL and NFL as the most prolific passer in pro football history ... Competed in four decades of pro competition after beginning his career with the Edmonton Eskimos in '78, leading that club to an unprecedented five consecutive Grey Cup titles from '78-82 ... Made his NFL debut with Houston in '84 and went on to spend 17 seasons in the NFL ranks, seeing duty with Houston ('84-93), Minnesota ('94-96), Seattle ('97-98) and Kansas City ('99-00) ... Registered nine Pro Bowl berths during his illustrious career ... Earned All-Pro honors with the Oilers in '90, leading the league in completions (362), attempts (584), passing yards (4,689) and TDs (33) ... Including his regular and postseason totals in both the CFL and NFL, saw duty in an incredible 324 meaningful professional games, starting 263 of those contests, producing 5,754 completions, 9,880 attempts, 73,561 yards, 464 TDs and 331 INTs ... Those 73,561 career passing yards in both leagues translate into an astounding 42.0 miles ... In 208 games (203 starts) of regular season NFL competition, completed 3,988 of 6,823 passes for 49,325 yards with 291 TDs ... Also made 10 career NFL postseason starts ... Threw for 527 yards in a 27-10 Houston win at Kansas City (12/16/90), tied with QB Matt Schaub for the second-highest single-game passing performance in NFL history ... Concluded his storied career with a two-year stint in Kansas City ... Became the oldest QB to ever start for the Chiefs when he opened a contest at San Diego (11/26/00) ... Was named the NFL's Man of the Year in '89 ... Born in Los Angeles, Calif. on November 18, 1956.


Warren Moon, *Quarterback, 1999-00*

Enshrined Pro Football Hall of Fame 2006



Willie Roaf, *Tackle, 2002-05*

Enshrined Pro Football Hall of Fame 2012



Heralded as one of the most consistent offensive linemen in NFL history, Roaf was elected to 11 Pro Bowls during his illustrious 13-year NFL career ... His 11 Pro Bowls tied him with Cincinnati T Anthony Munoz (1998) and Baltimore T Jonathan Ogden for the most Pro Bowl berths ever by an offensive tackle ... Spent four seasons with Kansas City (2002-05) and earned Pro Bowl invitations following each of those campaigns, the highest total by any offensive tackle in Chiefs history ... Received first-team AP All-Pro honors four times during his career, including the 2003-04 campaigns with the Chiefs ... One of the most dominant players at his position during his era, Roaf was named to the All-Decade Team of the 1990s and the 2000s by the Pro Football Hall of Fame ... Blocked for a 1,000-yard rusher during three of his four seasons with the Chiefs ... RB Larry Johnson compiled 1,750 rushing yards in 2005, the second-highest single-season total in team history. RB Priest Holmes, the franchise's all-time leading rusher, produced 1,615 rushing yards in 2002, the third-best seasonal mark in club annals ... QB Trent Green did not miss a single start with Roaf protecting his blind side, as the quarterback earned Pro Bowl honors in both 2003 and 2005 ... Helped anchor an offensive line that served as the foundation for one of the most potent offensive stretches in Chiefs history ... In 2004, Kansas City set an NFL single-season record with 398 first downs and led the league in total offense for the first time in franchise history, averaging a club-record 418.4 yards per game ... Started 189 regular season games and three postseason games during his NFL career ... Entered the NFL as a first-round draft pick (eighth overall) in 1993 out of Louisiana Tech ... Joined the Chiefs in a trade with New Orleans in 2002 ... Born in Pine Bluff, Ark.



77

Morten Andersen, Placekicker, 2002-03

Enshrined Pro Football Hall of Fame 2017



Recognized as one of the most prolific scorers in league history ... Nicknamed the “Great Dane” he was the first pure place-kicker to be inducted into the Pro Football Hall of Fame since former Kansas City great Jan Stenerud in 1991 and only the second to earn enshrinement ... Only player in history to make the NFL’s all-decade team for the 1980’s and 1990’s ... Elected to seven Pro Bowls throughout his 25-year NFL career ... Among the most notable league records he has are the most fields goals made (565), second-most career points (2,544) and second-most games played (382) which are both led by Adam Vinatieri ... In addition, his 40 field goals of 50 yards or longer were the most in NFL history at the time of his retirement ... Spent two seasons with the Kansas City Chiefs (2002-03) after signing as a free agent where he made 38-of-46 field goal attempts and scored 223 points ... 82.6 percent clip as a Chief was a better success rate than what he posted for any other NFL team ... First game as a Chief in 2002 he hit a 30-yard field goal to get the 40-39 victory over the Cleveland Browns ... In 2003, he kicked a 31-yard field goal with one second remaining at Green Bay to send the game to overtime, where the Chiefs would beat the Packers with a touchdown ... Made a 35-yard kick with four seconds left later that same season to give the Chiefs a 27-24 win over the Oakland Raiders ... Currently ties for fourth place in franchise history for most consecutive games scoring field goals with 11 in 2002 ... Also, he sits tied in fifth place with most consecutive fields goals made with 15 in 2002 ... Selected by the New Orleans Saints in the 4th round (86th overall) of the 1981 NFL Draft.



Spent 32 seasons in the NFL during which time he earned the reputation of rebuilding franchises into dominant playoff teams ... Most noted for turning fortunes of three different teams that included a combined five Super Bowl appearances by the Buffalo Bills and Indianapolis Colts ... First administrator named NFL’s Executive of the Year by the Sporting News six times ... Served under fellow Hall of Famer and former Chiefs Head Coach Marv Levy during his time in Kansas City ... Left Kansas City to take over as General Manager of the Buffalo Bills in 1984 ... Led the Bills to four-straight AFC Eastern Division titles from 1988 to 1991 including back-to-back 13-3 records in 1990 and 1991... Bills earned three-straight Super Bowl berths after winning the AFC Championship in 1990-92 ... Drafted former Indianapolis Colts quarterback Peyton Manning during his time as General Manager of the Colts ... Guided Colts to eight division titles, two Super Bowl appearances including a win in Super Bowl XLI ... Worked in the NFL office in 1993 and 1994 as the league’s Vice President of Football Development ... Born December 8, 1942 in The Bronx, New York.

Bill Polian, Scout & Front Office Executive, 1978-82

Enshrined Pro Football Hall of Fame 2015



Bobby Beathard, Scout, 1966-67

Enshrined Pro Football Hall of Fame 2018



Noted for his adept eye for talent through a career that spanned more than three decades ... Served as a scout for the Chiefs and Falcons before being named director of player personnel for the Dolphins in 1972 where he was an integral part of Miami’s two Super Bowl teams ... He began his career as a part-time scout for the Kansas City Chiefs in 1963, but left to scout for the American Football League before returning to the Chiefs in 1966 when the team played in Super Bowl I ... Following his time in Miami, Beathard was named general manager of Washington in 1978 ... His visionary thinking soon became a template for the NFL where first-round draft picks were weapons to be used in trades ... In his 11 years in Washington, the team had only three first-round picks and the team went to the Super Bowl three times and won twice ... Beathard was hired as general manager of the Chargers in 1990 and immediately brought hope to a city hungry for a winner ... In just his third season in San Diego, the organization won its first AFC Western Division championship in more than a decade and by 1994, the team made its first Super Bowl appearance ... Collectively, his teams won 10 division titles, seven league/conference championships and four Super Bowls – Super Bowls VII and VIII with Miami and Super Bowls XVII and XXII with Washington ... Born January 24, 1937 in Zanesville, Ohio.

Ty Law, Cornerback, 2006-07

Enshrined Pro Football Hall of Fame 2018



Considered one of the best defensive backs of his era, Law was selected to five Pro Bowls and twice named an AP All-Pro ... Intercepted 53 passes over his 15-year career ... Spent two seasons with the Chiefs (2006-07), intercepting six passes ... Led the 2006 Chiefs with four interceptions ... Started all 32 regular season games he played in Kansas City ... Recorded his first interception as a Chief against San Francisco (10/1/06), contributing to a Chiefs 41-0 shutout victory ... Forced a career-high three fumbles during the 2006 season ... A key contributor to the Chiefs 2006 Wild Card berth ... Intercepted Peyton Manning twice in in the AFC Wild Card Game (1/6/07) despite Kansas City falling to Indianapolis 23-8 ... Played the first 10 seasons (1995-04) of his career for the New England Patriots ... With New England, he played in three Super Bowls, winning twice (XXXVI, XXXVIII) ... Played one of the best games of his career in the Patriots Super Bowl XXXVI win over the St. Louis Rams, recording eight tackles, two passes defensed and an interception returned for a touchdown ... Started 13 playoff games and intercepted six passes in his postseason career ... Intercepted a career high 10 passes with the New York Jets during the 2005 season ... Also played for the Denver Broncos (2009) ... Acquired by Kansas City via free agency in 2006 ... Originally drafted in the first round (23rd overall) by the New England Patriots in the 1995 NFL Draft ... Played his college football at the University of Michigan ... Born February 10, 1974 in Aliquippa, Pa.



Bill Cowher, Defensive Coordinator, 1989-91

Enshrined Pro Football Hall of Fame 2020

Known as one of the greatest defensive minds in the history of the game ... Spent 28 seasons in the NFL (six as a player, 22 as a coach), including a legendary 15-season tenure as the head coach of the Pittsburgh Steelers (1992-06) ... Led Pittsburgh to eight division titles, 10 playoff berths and two Super Bowl appearances (XXX, XL), including one championship in Super Bowl XL ... Named NFL Coach of the Year twice by Sporting News (1992, 2004) and once by the Associated Press (1992) ... Became the second coach ever, joining Hall of Famer Paul Brown, to lead a team to the playoffs in each of his first six seasons as a head coach ... Led Pittsburgh to a franchise-record 15 wins in 2004 ... Holds stellar career records as a head coach of 149-90-1 (.623) in the regular season and 12-9 (.571) in the postseason ... Ranks second all-time in career wins (149) in Steelers franchise history, trailing only the legendary Chuck Noll (193 wins from 1969-91) ... His 12 playoff wins are tied for eighth-most in NFL history ... Prior to the Steelers, served as defensive coordinator for the Kansas City Chiefs for three seasons (1989-91) under Marty Schottenheimer ... In 1989, guided a Chiefs defense that was second in the league in total yards allowed ... From 1990-91, helped the Chiefs to their second and third playoff appearances since 1972 ... Also served as a special teams coach and secondary coach for the Cleveland Browns (1985-88) ... Prior to coaching, had a six-season playing career as a linebacker and on special teams with the Philadelphia Eagles (1979, 1983-84) and Cleveland Browns (1980-82) ... Born May 8, 1957 in Crafton, Pa.



Dick Vermeil, Head Coach, 2001-05

Enshrined Pro Football Hall of Fame 2022



Known for his knowledge, humility, and passion for the game of football ... Spent 17 seasons as a coach in the NFL ... First NFL coaching job coming as a special teams coach for the Los Angeles Rams in 1969 ... Was named the ninth head coach in franchise history on January 12, 2001, spending five seasons (2001-05) at the helm of the Chiefs. He compiled a regular season record of 44-36 (.550), making him the fourth-winningest head coach in franchise history ... In 2003, Vermeil was named the Maxwell Football Club Coach of the Year after leading the Chiefs to a 13-3 record and an AFC West title ... One of just seven head coaches in NFL history to go to the Super Bowl with two different franchises ... Led the Eagles to the club's first Super Bowl appearance in 1980, and he was named the AP NFL Coach of the Year in 1999 when he won Super Bowl XXIV with the Rams

... Was head coach in St. Louis from 1997-2000 ... Enshrined in Philadelphia Eagles Hall of Fame and St. Louis Football Ring of Honor ... Prior to NFL coaching career, he did two stints at UCLA serving as the offensive coordinator and head coach (1970, 1974-75), assistant coach at Stanford (1965-68), played backup quarterback at San Jose State College (now San Jose State University), graduated in 1959 ... Born October 30, 1936 in Calistoga, Calif.



24



Darrelle Revis, *Cornerback, 2017*

Enshrined Pro Football Hall of Fame 2023

One of the most decorated and feared defensive backs in the history of the game, he earned the nickname “Revis Island” for his ability to lock down the game’s top receivers ... Revis was selected to participate in seven Pro Bowls and earned AP All-Pro honors in four consecutive seasons (2009-12) during his 11-year career ... Finished his career with 29 interceptions, including three returned for touchdowns, as well as 139 passes defended spanning his 145 career games played ... Spent a portion of the 2017 season with the Chiefs after signing with the club mid-way through the year ... Appeared in five games (two starts) for Kansas City ... Originally selected 14th overall in the first round of the 2007 NFL Draft by the New York Jets ... Spent eight years with the Jets over two stints (2007-12, 2015-16), earning team MVP honors in 2009 and 2011 ... Also played for the Tampa Bay Buccaneers (2013) and the New England Patriots (2014), where he started at left cornerback during New England’s 28-24 win over Seattle in Super Bowl XLIX, tallying 1.0 sack and one solo tackle ... Named to the NFL’s All-Decade Team of the 2010s ... Played collegiately at the University of Pittsburgh ... Born July 14, 1985 in Aliquippa, Pa.



CHIEFS HALL OF FAME



In tribute to those who have made outstanding contributions to the success of the Kansas City Chiefs Football Club, the team established a Hall of Fame. New inductees are selected based on exemplary play, as well as other criteria consistent with the high standards associated with the Chiefs. The award is announced annually in the spring with the honoree being recognized each year at the Legend's Game. There are currently 13 members of the Chiefs Hall of Fame that are also enshrines in the Professional Football Hall of Fame in Canton, Ohio.

Lamar Hunt, *Founder, 1960-2006*

Inducted 1970

For bio, see Chiefs in the Pro Football Hall of Fame section.



36

Mack Lee Hill, *Running Back, 1964-65*

Inducted 1971

Played running back for the Chiefs for two memorable seasons ('64-'65) ... Died tragically while undergoing surgery after suffering a knee injury in the next-to-last game of the '65 season at Buffalo (12/12/65) ... Made the Chiefs roster in '64 as a rookie free agent out of Southern University and wound up as the team's second-leading rusher that season with 567 yards and four touchdowns on 105 carries ... Played in the AFL All-Star game after his rookie campaign ... Gained 627 yards, second-most on the team, in his second pro season ... Saw duty in just 27 career games ... Nicknamed "The Truck" ... His number 36 is retired ... Each year since '66, the Chiefs have annually presented the Mack Lee Hill Award to the team's top rookie or first-year performer ... Born on August 17, 1940 in Quincy, Fla. and died on December 14, 1965 in Kansas City, Mo.



HILL'S CHIEFS STATISTICS

Games	Rushing					Receiving				
	No.	Yds.	Avg.	LG	TD	No.	Yds.	Avg.	LG	TD
27	230	1,203	5.2	71	6	40	408	10.2	46	3

Jerry Mays, *Defensive Tackle/Defensive End, 1961-70*

Inducted 1972



Was a force on the Chiefs vaunted defensive line for 10 years ... Named to the All-Time AFL Team by the Pro Football Hall of Fame ... Was selected to play in the AFL All-Star game six times, following the '62 and '64-'68 seasons ... Also made an appearance in the AFC-NFC Pro Bowl after the '70 campaign ... Played in 140 games with the Chiefs after joining the club as a fifth-round pick of the Dallas Texans in the '61 AFL Draft ... Was a starter at left defensive end on the Chiefs Super Bowl IV championship team ... Broke into pro football as a defensive tackle during his rookie campaign before switching to defensive end later that year ... Was a college standout at SMU ... Born November 24, 1939 in Dallas, Texas and died on July 17, 1994 in Lake Lewisville, Texas.


75

84

Fred Arbanas, *Tight End, 1961-70*

Inducted 1973

Was considered one of pro football's finest tight ends during his 10 seasons with the Texans/Chiefs ... Named to the All-Time AFL Team by the Pro Football Hall of Fame ... Was a five-time AFL All-Star, earning a spot on that squad following the '62-'65 and '67 seasons ... Earned All-AFL honors on six occasions ... Was known for his tenacious blocking and courage ... Lost the sight in one eye in an accident in December of '64, but came back strong to earn All-AFL accolades the following season ... Member of Kansas City's Super Bowl IV title team ... Played in 118 games, catching 198 passes for 3,101 yards and 34 TDs ... Was a seventh-round pick of the Texans after a stellar college career at Michigan State ... Inducted into the Missouri Sports Hall of Fame in '97... Born on January 14, 1939 in Detroit, Mich and died on April 16, 2021 in Kansas City, Mo.



ARBANAS' CHIEFS STATISTICS

Games	Receiving					Rushing				
	No.	Yds.	Avg.	LG	TD	No.	Yds.	Avg.	LG	TD
118	198	3,101	15.7	67	34	4	15	3.8	8	0

Johnny Robinson, Halfback/Safety, 1960-71

Inducted 1974

For bio, see Chiefs in the Pro Football Hall of Fame section.


42

88

Chris Burford, End, 1960-67

Inducted 1975

Led the Texans/Chiefs in pass receptions in four of his eight seasons: '61-63 and '65 ... Was an AFL All-Star in '61 and a first-team All-AFL pick in '62 ... Played in 103 regular season contests ... Ranks fourth in franchise history in pass receptions (391) and sixth in receiving yards (5,505) ... His 55 career TD grabs are the fifth-most in club annals ... Caught a team-record 12 TD passes during the '62 season ... Member of AFL championship squads in '62 and '66 ... Tied with WR Otis Taylor with a team-high 58 catches during the club's Super Bowl I season in '66 ... Joined Texans as a first-round pick in '60 ... As a senior at Stanford in '59, he set an NCAA record with 61 catches ... Was enshrined in the College Football Hall of Fame in '95 ... Born January 31, 1938 in Oakland, Calif.



BURFORD'S CHIEFS STATISTICS

Games	Receiving					No.	Yds.	Rushing		
	No.	Yds.	Avg.	LG	TD			Avg.	LG	TD
103	391	5,505	14.1	69	55	3	10	3.3	13	0

E.J. Holub, Center/Linebacker, 1961-70

Inducted 1976



One of the most fiery competitors in franchise history ... Distinguished himself as both a linebacker ('61-67) and center ('68-70) ... Named to five AFL All-Star affairs as a linebacker, following the '61-62 and '64-66 seasons ... Given name was Emil Joe, but was known simply as E.J. or as the Chiefs "Holler Guy" ... Was the starting center on Kansas City's Super Bowl IV title team ... Played in 127 games after joining the Chiefs as a first-round draft pick of the Texans in '61 ... Made nine career interceptions ... Is one of the best players to ever come out of Texas Tech, where his career earned him a place in the College Football Hall of Fame in '86 ... Born January 5, 1938 in Schulenburg, Texas and died on Sept. 21, 2019 in Midland.

55

77

Jim Tyrer, Tackle, 1961-73

Inducted 1977

Considered by many to be the finest offensive tackle of his era ... Was selected to the AFL All-Star team or AFC-NFC Pro Bowl nine times ... Named to the All-Time AFL Team by the Pro Football Hall of Fame ... Was a starter in each of his 13 pro seasons, playing in 180 games ... His string of 180 straight games played is the fourth-longest streak in club history ... Named AFL Offensive Lineman of the Year in '69 ... Served on all three of the franchise's AFL Championship squads and was the starter at left tackle for the Chiefs in Super Bowl IV ... Also played one season with Washington in '74 ... Was a college All-America choice at Ohio State and was chosen by the Texans in the third round of the '61 AFL Draft ... Born February 25, 1939 in Newark, Ohio and died on September 15, 1980 in Kansas City, Mo.



Mike Garrett, Running Back, 1966-70

Inducted 1978



Spent five very productive seasons with the Chiefs before finishing his NFL career with the San Diego Chargers ('70-73) ... Is the eighth-leading rusher in Chiefs history, churning out 3,246 yards and 24 touchdowns on 736 carries ... Also caught 141 passes for 1,231 yards and seven scores ... Led team in rushing three times, including the '67 season when he gained 1,087 yards ... Was an All-AFL choice in '66-67 ... Scored a five-yard TD against the Minnesota Vikings in Super Bowl IV victory running "65 toss power trap" ... Winner of the '65 Heisman Trophy ... Inducted into the College Football Hall of Fame in '85 ... Started Southern Cal's long legacy of talented tailbacks ... Was selected by Kansas City in the 20th round of the '66 AFL Draft ... Born April 12, 1944 in Los Angeles, Calif.

21

GARRETT'S CHIEFS STATISTICS

Games	No.	Yds.	Rushing			No.	Yds.	Avg.	LG	TD	Punt Returns				
			Avg.	LG	TD						No.	Yds.	Avg.	LG	TD
58	736	3,246	4.4	77	24	141	1,231	8.7	43	7	34	223	6.6	79	1

Len Dawson, Quarterback, 1962-75

Inducted 1979

For bio, see Chiefs in the Pro Football Hall of Fame section.

16

78

Bobby Bell, Linebacker, 1963-74

Inducted 1980

For bio, see Chiefs in the Pro Football Hall of Fame section.

Buck Buchanan, Defensive Tackle, 1963-75

Inducted 1981

For bio, see Chiefs in the Pro Football Hall of Fame section.

86

89

Otis Taylor, Wide Receiver, 1965-75

Inducted 1982

Was one of the best and most exciting wide receivers of his era ... Played in one AFL All-Star game after the '66 season and two AFC-NFC Pro Bowls, following the '71-72 campaigns ... Played in 130 regular season games ... His 7,306 receiving yards and 57 TD receptions rank third in team history, while his 410 career receptions rank third ... Twice topped the 1,000-yard receiving mark in a season, getting 1,297 in '66 and 1,110 in '71 ... Led Chiefs in pass receptions on five occasions ('66-67 and '70-72) ... Hauled in a dazzling 46-yard TD pass in Super Bowl IV labeled as "the signature play in team history" by Lamar Hunt ... Had his college number 17 retired by Prairie View A&M ... Was a fourth-round pick of the Chiefs in the '65 AFL Draft ... Spent several years as a scout for the Chiefs following his playing career ... Became a member of the Missouri Sports Hall of Fame in '94 ... Born August 11, 1942 in Houston, Texas.



TAYLOR'S CHIEFS STATISTICS

Games	Receiving					Rushing				
	No.	Yds.	Avg.	LG	TD	No.	Yds.	Avg.	LG	TD
130	410	7,306	17.8	89	57	30	161	5.4	30	3

Ed Budde, Guard, 1963-76

Inducted 1984



Was the finest offensive guard to play in the AFL ... Was named to the AFL's All-Time Team by the Pro Football Hall of Fame ... Was named to play in the AFL All-Star game or AFC-NFC Pro Bowl nine times, following the '63 and '65-72 seasons ... Was a starter during each of the Chiefs two Super Bowl appearances ... His 14 seasons with the Chiefs are tied for the second-most in team history ... Saw action in 177 career regular season games ... Was a first-team All-AFL pick in '66 and '69 ... His son, Brad, played for the Chiefs from '80-86 ... Selected by Kansas City in the first round of the '63 AFL Draft ... Was a college standout at Michigan State ... Was inducted into the Missouri Sports Hall of Fame in '98 ... Born November 2, 1940 in Highland Park, Mich.

71

63

Willie Lanier, Linebacker, 1967-77

Inducted 1985

For bio, see Chiefs in the Pro Football Hall of Fame section.

Emmitt Thomas, Cornerback, 1966-78

Inducted 1986

For bio, see Chiefs in the Pro Football Hall of Fame section.

18



Hank Stram, Head Coach, 1960-74

Inducted 1987


For bio, see Chiefs in the Pro Football Hall of Fame section.

44

Jerrel Wilson, *Punter, 1963-77*

Inducted 1988

Considered one of the top punters to ever play the game ... Was named to the All-Time AFL team by the Pro Football Hall of Fame ... Played more seasons (15) than any player in team history, while his 203 games played rank third in club annals ... Owns franchise records for most punts in a career (1,018), as well as records for gross average in a season (45.5) and game (56.4) ... His 43.4-yard career average ranks second in club annals ... Owns the NFL record for most seasons leading the league in punting average, doing so four times ('65, '68, '72-73) ... Owns the Super Bowl record for career punting average (46.5) ... Known as both "Thunderfoot" and "Duck" ... Had four career punts over 70 yards ... Named to three AFC-NFC Pro Bowl squads ... Was a center at Southern Mississippi ... Played some running back early in his pro career ... Spent one season with the New England Patriots in '78 ... Drafted by Kansas City in the 11th round of the '63 AFL Draft ... Born October 4, 1941 in New Orleans, La. and died on April 9, 2005 in Bronson, Texas.



WILSON'S CHIEFS STATISTICS

Games	Punting						Rushing					
	No.	Yds.	Avg.	LG	Blk.	Net. Avg	No.	Yds.	Avg.	LG	TD	
203	1,018	44,218	43.4	72	12	35.4	21	53	2.5	12	0	

Ed Podolak, *Running Back, 1969-77*

Inducted 1989

14



Is one of the toughest, most hard-nosed players to ever don a Chiefs uniform ... Played in 104 regular season games (66 starts) ... Is the Chiefs fourth all-time leading rusher with 4,451 yards on 1,157 carries and ranks sixth with 34 TDs ... Was also an excellent pass receiver and return man ... Caught 288 passes for 2,456 yards and six scores while averaging 8.6 yards per punt return and 20.5 yards per kickoff return ... His 8,343 career combined net yards are the fifth-most in club history ... Had one of the finest all-around performances in pro football history on Christmas Day '71, when he had an NFL single-game postseason record 350 total yards in a double OT playoff loss to Miami; had 85 rushing yards, 110 receiving yards and 155 yards on returns ... Led Kansas City in rushing five times, while pacing the squad in receiving and punt returns three times apiece ... Selected by the Chiefs in the second round of the '69 draft ... Played QB and RB at the University of Iowa and does color commentary for the Hawkeye Radio Network ... Born September 1, 1947 in Atlantic, Iowa.

PODOLAK'S CHIEFS STATISTICS

Games	Rushing					Receiving					Kickoff Returns					Punt Returns				
	No.	Yds.	Avg.	LG	TD	No.	Yds.	Avg.	LG	TD	No.	Yds.	Avg.	LG	TD	No.	Yds.	Avg.	LG	TD
104-66	1,157	4,451	3.8	65	34	288	2,456	8.5	59	6	34	697	20.5	38	0	86	739	8.6	60	0

51

Jim Lynch, *Linebacker, 1967-77*

Inducted 1990

Teamed with Pro Football Hall of Famers Willie Lanier and Bobby Bell to form one of the finest linebacker trios the game has ever seen ... The trio played together for eight memorable seasons ('67-74) ... Played in 151 games, including a string of 148 in a row ... Manned the right linebacker spot, where he recorded 17 interceptions ... Also produced 14 fumble recoveries, tying for the fifth-highest total in franchise history ... Had four seasons where he recorded three interceptions and two campaigns with three fumble recoveries ... Helped Chiefs to a huge victory over the Minnesota Vikings in Super Bowl IV, making four tackles ... Played in AFL All-Star game following the '68 season ... Was the co-captain of Notre Dame's '66 National Championship team and won the Maxwell Award as the nation's outstanding defensive player ... Enshrined in the College Football Hall of Fame in '92 ... Was a second-round pick of Kansas City in '67 ... Born August 28, 1945 in Lima, Ohio and died on July 21, 2022 in Kansas City, Mo.



Abner Haynes, *Running Back, 1960-64*

Inducted 1991

Exciting running back and return specialist who still owns or shares four franchise records, including most points in a game (30), most touchdowns in a game (five) and most rushing touchdowns in a game (four), while ranking sixth in team history with 8,473 career combined net yards ... Played in 70 regular season games ... Led club in rushing four times: '60-62 and '64 ... Selected as the AFL's first Player of the Year in '60 when he led the league with 875 rushing yards ... Became the franchise's initial 1,000-yard rusher, getting 1,049 during the '62 AFL title season ... Named All-AFL from '60-62 ... In '65 he was traded to the Denver Broncos, where he spent two seasons ... Also played with the N.Y. Jets and Miami Dolphins ... Originally a first-round pick of the Oakland Raiders in '60 ... Was a college standout at North Texas ... Born September 19, 1937 in Denton, Texas and died July 18, 2024 in Dallas, Texas.

28



HAYNES' CHIEFS STATISTICS

G	Rushing					Receiving					Kickoff Returns				Punt Returns			
	No.	Yds.	Avg.	LG	TD	No.	Yds.	Avg.	LG	TD	No.	Yds.	Avg.	TD	No.	Yds.	Avg.	TD
65	793	3,810	4.8	80	39	199	2,739	13.8	78	17	52	1,326	25.5	1	55	598	10.9	0

3

Jan Stenerud, *Kicker, 1967-79*

Inducted 1992

For bio, see Chiefs in the Pro Football Hall of Fame section.

Sherrill Headrick, *Linebacker, 1960-67*

Inducted 1993



Hard-nosed, all-giving linebacker whose teammates called him "Psycho" for his rambunctious nature and style of play ... Named to four All-AFL All-Star squads ('61-62, '65-66) ... Played in 108 regular season contests and named All-Pro five times as one of the league's best middle linebackers ... Played one season at offensive guard, center and linebacker in Canada ('59) before joining the Texans for the initial AFL season in '60 ... Left TCU after three seasons ... Signed with the Texans as a free agent ... Had 14 interceptions during his eight-year Texans/Chiefs career, returning three for touchdowns ... Played in '62 and '66 AFL title game wins and Super Bowl I ... Was selected by the Cincinnati Bengals in the '68 AFL Expansion Draft and played with that club for one season ... Born March 13, 1937 in Waco, Texas ... Died September 10, 2008 in Fort Worth, Texas.

69

58

Jack Rudnay, *Center, 1969-82*

Inducted 1994

Was regarded as one of the NFL's finest centers during the '70s ... Determined, gummy, tough and humorous are probably the four best words that describe him ... Was the AFC's starting center in the Pro Bowl four straight times, following the '73-76 seasons ... Played in 178 games with the Chiefs, the fourth-most ever by a Kansas City offensive lineman, while his 171 starts are the third-most ever by a Chiefs player ... Put together an incredible string of 144 straight games played, beginning with the '70 season and lasting through the entire decade ... A fourth-round draft choice in '69, he missed the Chiefs Super Bowl IV season as a result of a back injury suffered in the College All-Star Game following his senior year at Northwestern ... Played both center and defensive tackle at Northwestern ... Born November 20, 1947 in Cleveland, Ohio.



Curtis McClinton, *Running Back/Tight End, 1962-69*

Inducted 1995

32



Is the ninth-leading rusher in franchise history ... Was one of the early stars of the AFL ... Had 762 rushing attempts for 3,124 yards and 18 touchdowns ... Also caught 154 passes for 1,945 yards and 14 scores ... Played in 107 regular season games ... Made three AFL All-Star games following the '62 and '66-67 seasons and was named the Outstanding Player of the '62 game ... Was a member of both Chiefs Super Bowl teams and all three AFL title clubs ... Was named the AFL Rookie of the Year in '62, when he rushed for 604 yards and caught 29 passes for 333 yards ... Was the first AFL player to score a TD in a Super Bowl, catching a seven-yard pass in the second quarter of Super Bowl I ... Was a backup tight end on the Super Bowl IV championship squad ... Selected as a future choice by the Texans in the 14th round of the '61 AFL Draft ... Rushed for 1,377 yards as a college halfback at the University of Kansas ... Has been inducted into both the Missouri and Kansas Sports Halls of Fame ... Nicknamed "The Count" ... Born June 25, 1939 in Muskogee, Okla.

McCLINTON'S CHIEFS STATISTICS


Games	Rushing					Receiving				
	No.	Yds.	Avg.	LG	TD	No.	Yds.	Avg.	LG	TD
107	762	3,124	4.1	69	18	154	1,945	12.6	69	14

20

Deron Cherry, *Safety, 1981-91*

Inducted 1996

Is one of the most celebrated and popular players in franchise history ... Was the finest free safety in the AFC throughout the '80s, grabbing six-straight Pro Bowl berths following the '83-88 seasons, including five as a starter in the game ... Was selected to the Chiefs 25-Year Anniversary Team in '87 ... Entered the pro ranks as a rookie free agent punter, making him one of the most successful free agents in NFL history ... Owner of six 100-tackle seasons ... In 148 career games (124 starts), had 927 tackles, 50 interceptions, 15 fumble recoveries and three touchdowns ... Ranks third on the team's all-time interception list ... Led Chiefs in tackles four times and in interceptions on six occasions ... Won AFC interception title in '86 with nine pickoffs ... Was a strong safety and punter at Rutgers and was a high school quarterback ... Inducted into the Missouri Sports Hall of Fame in 2002 ... Was one of nine partners of the NFL's Jacksonville Jaguars ... Born September 12, 1959 in Palmyra, N.J.



CHERRY'S CHIEFS STATISTICS

G-S	Interceptions				Tackles			Sacks			
	No.	Yds.	Avg.	LG	Solos	Asst.	Total	No.	Yds.	FR	
148-124	50	688	13.8	67	1	597	360	927	3.5	24.0	14

Dave Hill, *Tackle, 1963-74*

Inducted 1997


73



Exceptional offensive tackle manned the right side of the Chiefs line for 12 superb seasons ... Was a member of two AFL championship teams ('66 and '69) and both Chiefs squads that went to the Super Bowl ... Was the starting right tackle in Kansas City's Super Bowl IV victory over the Minnesota Vikings ... Played in 150 regular season games and did not miss a contest for nine-straight seasons ('64-72) ... Was considered one of the game's best pass protectors during his career ... Selected by Kansas City in the 24th round of the '63 AFL Draft ... Was an outstanding collegiate tackle at Auburn University ... Born February 1, 1941 in Lanett, Ala.

Inducted 1998

Was a force against the run as well as an unstoppable pass rusher ... Was a four-time Pro Bowl selection, following the '80-82 and '84 seasons ... Named the Chiefs Most Valuable Player twice ('80 and '84) ... Started all 136 appearances he made in a Kansas City uniform ... Is sixth on the Chiefs all-time sack list with 73.0 ... Is third in team history with 992 tackles and also had 11 fumble recoveries ... Led team in sacks on six occasions and topped the team's tackle chart three times ... Recorded a Pro Bowl-record 85-yard fumble return TD in the '85 game ... Had two seasons ('80 and '84) with 14.5 sacks ... Was the second overall player taken in the '78 NFL Draft (Houston RB Earl Campbell was the first) ... Was traded to Buffalo in '88 where he played two years ... Inducted into the Missouri Sports Hall of Fame in 2005 ... Was the Southeastern Conference Player of the Year as a senior at the University of Kentucky ... Born December 5, 1955 in Camden, N.J.



STILL'S CHIEFS STATISTICS

G-S	Tackles			No.	Sacks	
	Solos	Asst.	Total		Yds	FR
136-136	699	293	992	73.0	517.0	11

Lloyd Burruss, Safety, 1981-91

Inducted 1999



The first Chiefs player to ever be the Mack Lee Hill Award winner ('81), the team's MVP ('85) and a member of the Chiefs Hall of Fame ... Was one of the premier strong safeties in the NFL throughout the '80s ... Played in 145 regular season games (103 starts) ... During that decade, he averaged 63 tackles per season, while recording 20 interceptions and scoring five touchdowns ... Gained league-wide recognition in '86 with his only Pro Bowl berth ... Was Kansas City's starting strong safety from '81-88 ... Returned four of his 22 interceptions for a touchdown ... Only Bobby Bell (six), Emmitt Thomas (five) and Jim Kearney (five) have returned more interceptions for scores in Kansas City history ... Owns team record for interception return yardage (121) in a game ... Is co-holder of NFL and team records for interceptions returned for a touchdown in a game with two (KC's Jim Kearney, Derrick Johnson and 23 others share the league mark) ... Extremely productive player produced 628 tackles, 22 interceptions, seven fumble recoveries and 3.5 sacks ... Was a four-year starter at the University of Maryland ... Born October 31, 1957 in Charlottesville, Va.

BURRUSS' CHIEFS STATISTICS

G-S	Interceptions					Tackles			Sacks		
	No.	Yds.	Avg.	LG	TD	Solos	Asst.	Total	No.	Yds.	FR
145-103	22	509	23.1	83	4	429	199	628	3.5	21.0	7

Christian Okoye, Running Back, 1987-92

Inducted 2000

Unquestionably the most powerful runner ever to wear the Red and Gold ... Nicknamed "The Nigerian Nightmare" ... Doled out plenty of punishment during his six seasons with Kansas City ... His 1,246 rushing attempts rank fourth in franchise annals, while his 4,897 rushing yards rank as the fourth-highest total in Chiefs history ... Still holds the second-highest marks in club annals for rushing attempts in a season (370 in '89) and attempts in a game (38) ... Is third in team history with 14 career 100-yard games ... Racked up those numbers in just 79 games (65 starts) ... Became just the second Chief ever to lead the league in rushing, gaining an NFL-best 1,480 yards in '89 ... His 40 career rushing TDs rank fifth in Kansas City history ... Just the second Chiefs player ever to earn the club's Mack Lee Hill Award ('87), team MVP honors ('89) and be enshrined in the Chiefs Hall of Fame ... Was a Pro Bowl pick following the '89 and '91 seasons ... Originally came to the United States in '82 to compete in track and field at Azusa Pacific ... Joined the Azusa football squad in '84 and after just three seasons of organized football was a second-round draft choice of Kansas City in '87 ... Enshrined in the Missouri Sports Hall of Fame in 2003 ... The name Okoye in Nigerian means "Blessed on Sundays" ... Born August 16, 1961 in Enugu, Nigeria.



OKOYE'S CHIEFS STATISTICS

G-S	Rushing					Receiving					
	No.	Yds.	Avg.	LG	TD	No.	Yds.	Avg.	LG	TD	
79-65	1,246	4,897	3.9	59	40	42	294	7.0	22	0	

Derrick Thomas, Linebacker, 1989-99

Inducted 2001

For bio, see Chiefs in the Pro Football Hall of Fame section.

58

76

Monumental Minnesotan anchored Kansas City's offensive line for 13 seasons from his left tackle post ... The stoic standard-bearer by which all future Kansas City left tackles will be judged ... Played a prodigious part in the resurgence of the Chiefs franchise in the '90s ... Will Shields (224) and Jim Tyrer (180) are the only offensive linemen in team history to play in more games than Alt (179) ... Started 149 of those games and owned a share of the then franchise record by making 10 career playoff appearances, including the '93 AFC Championship Game ... Earned back-to-back Pro Bowl trips following the '92 and '93 seasons ... An All-Pro pick in '90-91 ... A prolific pass protector, also helped Kansas City perennially produce some of the best rushing numbers in the '90s ... The Chiefs led the NFL in rushing for the first time in team history in '95 and produced five top 10 finishes during his tenure ... Former collegiate tight end claims to have "eaten his way" out of that position before moving to tackle at the University of Iowa ... Was a first-round draft choice in '84, the third offensive lineman selected overall ... Born May 30, 1962 in Stuttgart, Germany.

John Alt, Tackle, 1984-96

Inducted 2002



Gary Spani, Linebacker, 1978-86

Inducted 2003

59



The second all-time leading tackler in Chiefs history with 999 career stops ... Played his inside linebacker post with tenacity and toughness for nine stellar seasons ... Led the club in tackles for four straight years ('78-81) and posted five 100-tackle campaigns ... His single-season record of 157 tackles in '79 stood until 2002 ... Played in 124 regular season contests (108 starts), averaging an impressive 8.1 tackles per game ... Accumulated 9.5 sacks, nine fumble recoveries and scored two TDs ... Was voted the Miller/NFL "Man of the Year" in '83 and O'Grady's "Crunchman of the Year" in '84 ... Helped guide the club to its first playoff berth in 15 years in '86 ... Joined the Chiefs as a third-round draft choice in '78 ... Was the first-ever consensus All-America performer at Kansas State ... Was enshrined in the College Football Hall of Fame in 2003 ... Inducted into the Kansas Sports Hall of Fame in 2004 and the Missouri Sports Hall of Fame in 2006 ... Has served as a member of the Chiefs front office since '89 and served as the club's Director of Community Engagement for five seasons (2019-2023) ... Born January 9, 1956 in Satanta, Kansas and attended high school in Manhattan, Kan., making him the only native-born Kansan in the Chiefs Hall of Fame.

SPANI'S CHIEFS STATISTICS


G-S	Tackles			Sacks		Interceptions					
	Solo	Asst.	Total	No.	Yds	No.	Yds.	Avg.	LG	TDs	FR
124-108	669	330	999	9.5	76.5	2	71	35.5	47	1	9

37

Joe Delaney, Running Back, 1981-82

Inducted 2004

Electrifying runner whose promising career was tragically cut short after just two NFL seasons ... Unassuming and humble off the field, was simply amazing once he stepped between the stripes ... Burst onto the NFL scene as the AFC Rookie of the Year in '81 when he earned a trip to the Pro Bowl and was named Chiefs MVP after establishing a then-franchise record with 1,121 rushing yards ... Helped propel the '81 Chiefs to a 9-7 record, the club's first winning season since '73 ... After coming off the bench to record 101 rushing yards in his initial NFL action at New England (10/4/81), ran for 106 yards and registered 104 receiving yards in his initial pro start vs. Oakland (10/11/81) ... His 193-yard outing vs. Houston (11/15/81) remains the ninth-highest single-game rushing output in franchise history ... In just 23 career games, amassed 329 carries for 1,501 yards with three TDs, as well as 33 receptions for 299 yards ... Joined the Chiefs as a second-round draft choice out of Northwestern Louisiana where he was a part of the school's NCAA Division I champion 4x100 meter relay team ... Drowned on June 29, 1983 attempting to save the lives of three children in Monroe, La. and was buried on July 4, 1983 in Haughton, La. ... Posthumously awarded the Presidential Citizen's Medal by Ronald Reagan on July 13, 1983 ... Received the NCAA Award of Valor in '84 and was enshrined in the College Football Hall of Fame in '97 ... Born October 30, 1958 in Henderson, Texas.



DELANEY'S CHIEFS STATISTICS

G-S	Rushing					Receiving					Kickoff Returns				
	No.	Yds.	Avg.	LG	TD	No.	Yds.	Avg.	LG	TD	No.	Yds.	Avg.	LG	TD
23-17	329	1,501	4.6	82†	3	33	299	9.1	61	0	1	11	11.0	11	0

Jack Steadman, Administrator, 1960-07

Inducted 2005



The only individual other than Lamar Hunt who was involved with the Texans/Chiefs franchise every year from '60 until the time of Hunt's passing ... Joins Hunt as the only individual other than a player or coach to be inducted in the Chiefs Hall of Fame ... "Jack's contributions to the American Football League, Arrowhead Stadium and the Chiefs franchise have helped positively define the sport in Mid-America," Hunt remarked ... Served in the club's top management position for 29 years as both General Manager from November of '60 to '76 and President from '77 to '88 ... Was instrumental in the franchise's move from Dallas to Kansas City in '63 ... His lobbying efforts for a dual-stadium concept eventually evolved into the Truman Sports Complex, a lasting reminder of his foresight and a project whose design, development and construction he oversaw ... The Chiefs captured three AFL titles as he and Head Coach Hank Stram guided the franchise's fortunes with the club's finest hour coming with a victory in Super Bowl IV ... Noted for his many charitable and philanthropic efforts, was honored as the "Kansas Citian of the Year" in '88 by the Chamber of Commerce of Greater Kansas City ... Recognized as an innovative and successful businessman, held the post of Chairman of the Board for the franchise from '89-04 and served as Vice Chairman of the Board from 2005-07... Died July 5, 2015 in Kansas City, Mo.

90

Neil Smith, Defensive End 1988-96

Inducted 2006

Was one of the bedrocks upon which the Chiefs defensive dominance of the '90s was built ... Paired with LB Derrick Thomas to forge one of the most feared pass rushing duos in NFL history ... Served as a foundation for a franchise-record string of six-straight postseason appearances from '90-95, making nine playoff starts over that span ... Possessed an imposing seven-foot wingspan that helped wreck havoc on opponents and allowed him to make a myriad of momentum-changing plays ... Accumulated 85.5 sacks and 29 forced fumbles in Kansas City – totals that both rank third in Chiefs history – in addition to blocking five FGs ... Will forever be intrinsically linked with his "little buddy" Thomas, but his individual accomplishments clearly stand on their own merit ... Registered double-digit sacks for four straight seasons from '92-95, leading the team or tying for the team lead with Thomas each of those years ... Voted team MVP following the '92 campaign when he had 14.5 sacks and followed up that performance with a career-high 15.0 sacks in '93 ... Played in 138 regular season games for Kansas City, accumulating 546 tackles (403 solo), three INTs with one TD, 13 fumble recoveries with one TD and 22 passes defended ... Departed Kansas City following the '96 campaign and won a pair of Super Bowl rings with Denver, but it was in Kansas City where his legacy as one of the NFL's most dominant defensive performers of the '90s was clearly solidified ... The Chiefs traded up with Detroit to select Smith with the second overall pick in the '88 NFL Draft ... Was an All-America performer at the University of Nebraska ... Born April 10, 1966 in New Orleans, La.



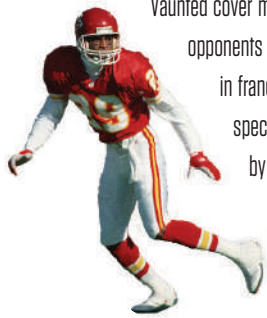
SMITH'S CHIEFS STATISTICS

G-S	Tackles			Fumbles		Sacks		INTs		Passes	QB
	Solo	Asst.	Total	Rec.	For.	No.	Yds	No.	Yds.	Defended	Pressures
138-127	403	143	546	13	29	85.5	642.5	3	66	22	346

Albert Lewis, Cornerback, 1983-93

Inducted 2007

29



Vaunted cover man was a linchpin for the league's most decorated secondary unit for over a decade ... Picked off 20 passes during his first four professional campaigns before opponents finally decided it wasn't a good idea to test him ... Four-time Pro Bowl cornerback concluded his Chiefs tenure with 38 career interceptions, the fifth-highest total in franchise history ... In addition to his exemplary coverage skills, possessed tremendous speed off the edge and owned an uncanny ability to stretch out his body on special teams ... Utilized those rare traits to become the most adept kick blocker in franchise history, swatting down a team-record 10 punts, four of which were returned by the Chiefs for a TD ... Named Kansas City's MVP following the '86 season when he accounted for 69 tackles (61 solo), four INTs, two fumble recoveries, a sack and a blocked punt ... Also earned a spot on the Chiefs 25-Year All-Time Team in '87 ... Helped lead the club to five playoff berths and was a member of the '93 squad that reached the AFC Championship Game ... Saw duty in 150 games (128 starts) for the Chiefs, accumulating 555 tackles (450 solo), 38 INTs, 11 fumble recoveries and 4.5 sacks ... Spent the final five years of his professional career with Oakland, but it was in a Chiefs uniform where he built his reputation as one of the most respected cornerbacks of his era ... Joined the club as a third-round selection in the '83 NFL Draft out of Grambling ... Born October 6, 1960 in Mansfield, La.

LEWIS' CHIEFS STATISTICS

G-S	Interceptions					Tackles				FR	Blocked
	No.	Yds.	Avg.	LG	TD	Solo	Asst.	Total	Sacks		Punts
150-128	38	329	8.7	34	0	450	105	555	4.5	11	10



Curley Culp, Defensive Tackle, 1968-74

Inducted 2008

For bio, see Chiefs in the Pro Football Hall of Fame section.

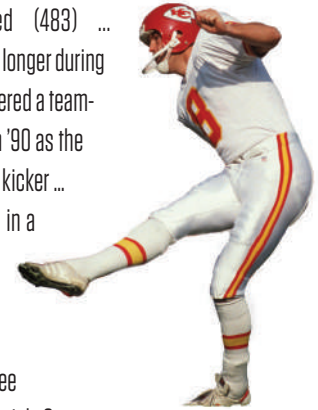
61

8

Nick Lowery, Kicker, 1980-93

Inducted 2009

The all-time leading scorer in franchise history, accumulated 1,466 career points in 14 seasons with the Chiefs ... Clutch kicker also holds Chiefs career records for made field goals (329), PATs made (479) and PATs attempted (483) ... Three-time Pro Bowl performer was one of the most accurate long-distance kickers in league history, connecting on 20 FGs from 50 yards or longer during his illustrious career which is second most in Chiefs history ... Is currently ranked fourth for longest FG in team history with 58-yards... Registered a team-record 14 game-winning FGs during his tenure in Kansas City, seven of which came from 40 yards or more ... Enjoyed a Pro Bowl campaign in '90 as the Chiefs made the playoffs and had 34 made FGs, second in franchise history, scoring 139 points, the third highest tally ever for a Kansas City kicker ... Only two other Chiefs players have played more seasons and only P Dustin Colquitt (238) and G Will Shields (224) played in more games in a Chiefs uniform ... Was a member of five Chiefs playoff squads ... Based on his 17-year NFL career totals with New England ('78), Kansas City ('80-93) and the N.Y. Jets ('94-96), ranks 18th in NFL history in made FGs (383) and is 19th in points (1,711) ... Converted 80.2% of his FGs (329-of-410) and 99.3% of his PATs (479-of-483) with Kansas City ... Before landing with the Chiefs as a free agent in '80, had been cut 11 times by eight clubs over a two-year span ... The lone Chiefs player to ever hail from Dartmouth, was involved in efforts that assisted three different U.S. Presidents (Reagan, H.W. Bush and Clinton) ... Was the winner of the '93 Byron "Whizzer" White Award ... Born May 27, 1956 in Munich, Germany.



LOWERY'S CHIEFS STATISTICS

G-S	Field Goals			LG	PATs	Points	50-yard FGs	Game-Winning FGs
	Made	Att.	Pct.					
212	329	410	80.2	58	479-483	1,466	20	14

Marty Schottenheimer, Head Coach, 1989-98

Inducted 2010




Owning the best winning percentage of any head coach in Chiefs history, became the 40th inductee into the Chiefs Hall of Fame ... Joins Pro Football Hall of Fame enshrinee Hank Stram as only the second coach to be enshrined in this prestigious group ... Compiled a 101-58-1 regular season record at the helm of the Chiefs, giving him a .634 winning percentage ... Won 101 regular season games during his tenure, the highest total during any 10-year span in the franchise's storied 50-year history ... Buffalo (111) was the only AFC club to win more games in the '90s than Kansas City (109) ... Guided Kansas City to seven playoff appearances and coached in 10 postseason contests, the highest totals of any Chiefs head coach ... Led the club to the playoffs seven times in the '90s, making Kansas City one of just three clubs to achieve that feat ... Captured AFC West titles in '93, '95 and '97 in addition to leading Kansas City to its first-ever appearance in the AFC Championship Game following the '93 campaign ... Coached his Chiefs teams to a 62-18 (.775) regular season home record at Arrowhead, marking the third-best home record in the NFL over that 10-year span ... Registered 30 seasons as a coach in the NFL ranks, including 21 seasons as a head coach with Cleveland ('84-88), Kansas City ('89-98), Washington (2001) and San Diego (2002-06) ... Concluded his NFL head coaching tenure with a 200-126-1 (.613) regular season record and 13 playoff appearances ... Of retired head coaches, only four coaches in NFL history posted more regular season wins and all are enshrined in the Pro Football Hall of Fame – Don Shula (328), George Halas (318), Tom Landry (250) and Curly Lambeau (226) ... One of only five coaches to lead three different clubs to the playoffs in NFL history ... Was a seventh-round selection of Buffalo in the '65 AFL Draft ... Spent six season in the AFL with Buffalo ('65-68) and Boston ('69-70) ... Born September 23, 1943 in Canonsburg, Pa and died on February 8, 2021 in Charlotte NC.

Kevin Ross, Cornerback, 1984-93, '97

Inducted 2011

31



Part of a Chiefs secondary that was feared by opposing teams, Kevin Ross patrolled Kansas City's defensive backfield for 10-straight seasons and returned to the Chiefs after a three-year hiatus to finish his career with Kansas City ... Two-time Pro Bowler was an unheard-of seventh-round draft pick in '84 but became a top performer in the league ... Finished his Chiefs career with 156 games played (144 starts) ... Tallied 30 INTs for 551 yards (18.4 avg.), returning two picks for touchdowns ... Produced 826 tackles (620 solo), 4.0 sacks, 30 INTs for 551 yards with two touchdowns, 12 fumble recoveries, 12 forced fumbles, a blocked punt and a blocked field goal ... Earned the nickname "Rock" for his hard-hitting style of play and the punishing blows that he delivered to opponents ... Lined up at primarily cornerback in his first 10 campaigns with Kansas City but moved to safety for his final season in '97 ... Ross started eight postseason contests with the Chiefs, accumulating 44 tackles (37 solo) and a forced fumble ... Earned his first trip to the Pro Bowl following the '89 season after tying for fifth on the team with 75 tackles (57 solo), 13 passes defended, one forced fumble and intercepting a team-high four passes ... Was selected to his second straight Pro Bowl in '90 after pacing the Chiefs with five INTs and 14 passes defended ... Before returning to Kansas City '97, spent time in Atlanta ('94-'95) and San Diego ('96) ... Originally entered the NFL as a seventh-round selection (173rd overall) of Kansas City in the '84 draft ... Born January 16, 1962 in Camden, N.J.

ROSS' CHIEFS STATISTICS

G-S	No.	Yds.	Interceptions			Solos	Asst.	Tackles			
			Avg.	LG	TD			Total	Sacks	FR	FF
156-144	30	551	18.4	99+	2	620	206	826	4.0	12	12

68

Will Shields, Guard, 1993-06

Inducted 2012

For bio, see Chiefs in the Pro Football Hall of Fame section.

Gary Barbaro, Safety, 1976-82

Inducted 2013

26



Ball-hawking safety roamed the Chiefs defensive backfield for seven seasons ... Was one of the most prolific interceptors of the football in the National Football League during his career, recording more interceptions and interception return yards than any other player during that seven-year span ... Set a franchise record by starting all 101 games he played in to begin his career ... Selected to three consecutive Pro Bowls, earning his first trip following the 1980 season ... Honored as the club's Mack Lee Hill Award winner after his rookie season in 1976 and was named the first-ever winner of the team's most valuable player award (now known as the Derrick Thomas Award) for his play in the 1979 season ... Recorded 39 career interceptions for 771 yards (19.8 avg.) ... Returned three of his 39 interceptions for touchdowns, including one for a 102-yard touchdown return vs. Seattle (12/11/77), which still stands as the longest interception return in Chiefs history and ranks him with the fifth-most interception return yards in a single game in franchise history ... His 39 interceptions stand as the fourth-highest total in club history behind Chiefs Pro Football Hall of Fame great Emmitt Thomas (58) and Chiefs Hall of Fame honorees Johnny Robinson (57) and Deron Cherry (50) ... Recorded 10 interceptions in 1980, tying a club record for most interceptions in a single season ... His 771 interception return yards ranks the second-most in team history behind Thomas' 938 yards ... Originally entered the NFL as the Chiefs third-round pick (74th overall) in the 1976 NFL Draft ... Was a two-time all-Gulf

South Conference first-team defensive back at Nicholls State, intercepting nine passes in two seasons at Nicholls State ... Born February 11, 1954 in Kenner, La.

CHIEFS 40th ANNIVERSARY TEAM



OFFENSE		DEFENSE	
WR	Otis Taylor.....1965-75	DE	Art Still.....1978-87
WR	Carlos Carson.....1980-89	DE	Neil Smith.....1988-96
TE	Fred Arbanas.....1962-70	DT	Buck Buchanan.....1963-75
T	Jim Tyrer.....1961-73	DT	Jerry Mays.....1961-70
T	John Alt.....1984-96	LB	Willie Lanier.....1967-77
G	Ed Budde.....1963-76	LB	Bobby Bell.....1963-74
G	Will Shields.....1993-03	LB	Derrick Thomas.....1989-99
C	Jack Rudny.....1970-82	CB	Emmitt Thomas.....1966-78
QB	Len Dawson.....1962-75	CB	Albert Lewis.....1983-93
FB	Christian Okoye.....1987-92	S	Deron Cherry.....1981-91
RB	Ed Podolak.....1969-77	S	Johnny Robinson.....1960-71

(As selected by Lamar Hunt and Lamar Hunt, Jr. in 1999.)



Priest Holmes, *Running Back, 2001-07*

31

Inducted 2014



Three-time Pro Bowl running back enjoyed a stellar five-year run with Kansas City from 2001-05 before a head and neck injury sustained after a blow to the helmet significantly sidelined him for a majority of his final two seasons in Kansas City ... A sensational, electrifying and productive player, he is one of the most prolific running backs in franchise history ... Started 63 of 65 games he appeared in while donning a KC uniform and either set or still holds numerous club rushing records ... Earned three consecutive Pro Bowl appearances from 2001-03 after joining the team as an unrestricted free agent ... Ranks fifth in team history with 500 total points, the best mark of any non-kicker ... Owns two of the top three single-season scoring marks in club history with 162 points in 2003 and 144 points in 2002 ... Owns the club record for most career touchdowns with 83 (76 rushing, seven receiving) and owns the top two single-season marks for touchdowns with 27 in 2003 and 24 in 2002 ... In 2002, set a club record scoring touchdowns in 11 consecutive games ... Led the NFL in rushing in 2001 with 1,555 yards, becoming one of just three Chiefs players to ever lead the league in rushing yards ... Owns 1,321 career rushing attempts, the third-best mark in franchise history ... Is the all-time franchises second leader with 6,070 rushing yards and is one of just three players in team history with more than 5,500 career rushing yards ... Recorded three seasons with 1,000 or more rushing yards, the second-most in franchise history ... Recorded 24 games of 100 or more rushing yards to rank second in team history, and had nine such games in 2002, the third-best single-season mark in club annals ... Owns 190 rushes of 10 or more yards to rank first in team history, recording 53 in 2002 and 52 in 2001, the top two marks by a Chiefs running back in a single season ... Owns the top two marks for most 10-plus rushes in a game with 10 in 2001 and nine in 2002 ... Owns the franchise's fourth-best career rushing average of players with at least 400 attempts, averaging 4.60 yards per carry ... His 76 rushing touchdowns are 20 more than the next closest player in franchise history while he owns three of the top five marks for rushing touchdowns in a single season (27 in 2003, 21 in 2002 and 14 in 2004) ... Is tied for first in team history with two separate games of four rushing touchdowns ... Registered 11 consecutive games with a rushing touchdown in 2002 and eight straight games with a rushing touchdown in 2004 ... Totaled 251 career receptions, the fourth-best mark by a Chiefs running back and owns the top two single-season marks for receptions by a running back with 74 in 2003 and 70 in 2002 ... Owns 2,377 career receiving yards to rank fifth in team history and has three of the top five single-season marks for receiving yards by a running back ... His five career games of 100 or more receiving yards by a running back ties Abner Haynes for the team record ... Is the franchise's all-time second leader in attempts from scrimmage with 1,572 (1,321 rushing, 251 receiving) and is fourth in club annals with 8,447 scrimmage yards (6,070 rushing, 2,377 receiving) ... He holds the team single-season record for yards from scrimmage with 2,287 in 2002 and is one of just two players in franchise history to record 300 or more yards from scrimmage in a single game (307 at Seattle on Nov. 24, 2002) ... Originally entered the NFL as an undrafted free agent out of Houston with the Baltimore Ravens in 1997 ... Joined the Chiefs as an unrestricted free agent from Baltimore in 2001 ... Born October 7, 1973 in Fort Smith, Ark.

HOLMES' CHIEFS STATISTICS


G-S	No.	Rushing					Receiving				
		Yds.	Avg.	LG	TD	No.	Yds.	Avg.	LG	TD	
65-63	1,321	6,070	4.6	56	76	251	2,377	9.5	67†	7	

24

Gary Green, *Cornerback, 1977-83*

Inducted 2015

Spent seven productive seasons with the Chiefs before being traded to the Los Angeles Rams ... Represented the Chiefs in three Pro Bowls ... Appeared in 100 games (99 starts in Kansas City ... Recorded 24 interceptions returned for 330 yards, including one for 42 yards and a touchdown ... Tallied 10 fumble recoveries ... Also contributed significantly to special teams and owns nine career blocked kicks (two blocked punts, three blocked field goals and four blocked extra-points) ... Completed the trifecta in 1980 when he blocked a punt, a field goal and an extra point in the same season ... Garnered the club's MVP award in 1982 and was also named an All-Pro cornerback three consecutive years (1981-83) ... Earned the Mack Lee Hill Award his rookie season ... Originally entered the NFL as the Chiefs first-round pick (10th overall) in the 1977 NFL Draft ... A standout collegiate player for Baylor University (1973-77) ... Earned consensus All-America honors and was inducted into Baylor's Hall of Fame in 1989 ... Enshrined into the San Antonio Sports Hall of Fame in 1999 and the San Antonio Independent School District Hall of Fame in 2015 ... Born October 22, 1955 in San Antonio, Texas.



GREEN'S CHIEFS STATISTICS

G-S	No.	Yds.	Interceptions				FR
			Avg.	LG	TD		
100-9	24	330	13.8	57	1	10	


Lead-blocker for some of the best offensive years in Chiefs history, the three-time Pro Bowler Richardson spent 11 seasons in Kansas City's backfield, blocking for two of the best running backs in franchise history ... He played in 163 games (95 starts) ... Rushed for 1,576 yards and hauled in 1,298 receiving yards ... Totaled 24 touchdowns during his time in Kansas City ... Helped pave the way for four individual 1,000-yard rushing seasons ... Added to a rushing offense that led the league in yards (2,222) in 1995 ... With Richardson as his lead blocker, Chiefs RB Larry Johnson ran for 1,750 yards in 2005, the second-highest single-season total in franchise history ... Additionally, Richardson blocked for RB Priest Holmes, who ended his career as the franchise's all-time leading rusher ... The 2004 Chiefs set the NFL single-season record with 398 first downs as well as leading the league in total offense for the first time in club history, averaging 418.4 yards per game ... Came to the Chiefs in 1995 after one season on the Cowboys practice squad ... He played collegiately at Auburn, where he was the second true freshman to ever start his first career game for the Tigers under Pat Dye ... Ran for 715 yards and nine touchdowns while also blocking for two-time All-SEC running back James Bostic ... Richardson grew up in Germany and did not play football until attending high school in Alabama ... Received his Bachelor of Education degree in 2000 and his MBA in 2004 from Webster University ... Chiefs Ed Block Courage Award winner in 2001 ... Team's NFL Man of the Year nominee in 2002 ... Inducted into the Missouri Sports Hall of Fame in 2013 ... Born December 17, 1971 in Frankfurt, West Germany.



RICHARDSON'S CHIEFS STATISTICS

G-S	Rushing					Receiving				
	No.	Yds.	Avg.	LG	TD	No.	Yds.	Avg.	LG	TD
163-95	395	1,576	4.0	33	15	177	1,298	7.3	47	9

Carlos Carson, *Wide Receiver, 1980-89*



Carson spent 10 years on Kansas City's roster (1980-89) playing under Pro Football Hall of Fame Head Coach Marv Levy (1980-82) as well as head coaches John Mackovic (1983-86), Frank Gansz (1987-88) and Chiefs Hall of Fame Coach Marty Schottenheimer (1989) ... While with the Chiefs, he saw action in 120 games (91 starts) ... He recorded 6,360 receiving yards (seventh most in team history), 352 career receptions and 33 total touchdowns ... Carson had his best season in 1983, where he started all 16 games and recorded career-highs in receiving yards (1,351), receptions (80) and touchdowns (7) ... His 1,351 receiving yards fell just shy of Philadelphia WR Mike Quick (1,409) for most receiving yards that season in the NFL ... Carson was drafted by the Kansas City Chiefs in the fifth round (114th overall) of the 1980 NFL Draft after three successful seasons at Louisiana State University (1977-79) ... In his first-career start against Rice he connected with QB Steve Ensminger for the second-longest pass in school history at 82 yards ... He went on to record five receiving touchdowns that game, setting a school record that stands to this day ... He ranks tied for first in most total touchdowns in a game alongside RB Kevin Faulk (1997) and RB Leonard Fournette (2015) ... As a Tiger, he recorded 89 receptions, 1,728 receiving yards and 15 touchdowns, while earning a degree in physical education ... Born December 28, 1958 in Lake Worth, Fla.

CARSON'S CHIEFS STATISTICS

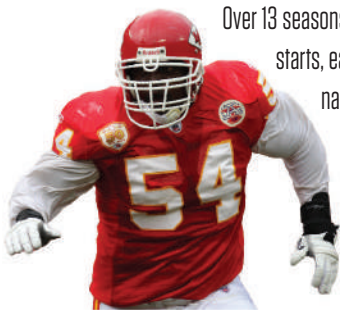
G	Receiving					Kick Returns				
	No.	Yds.	Avg.	LG	TD	No.	Yds.	Avg.	LG	TD
120	353	6,360	18.3	81†	33	57	1,246	21.9	48	0

Tony Gonzalez, *Tight End, 1997-08*

For bio, see Chiefs in the Pro Football Hall of Fame section.

Brian Waters, Guard, 2000-10

Inducted 2019



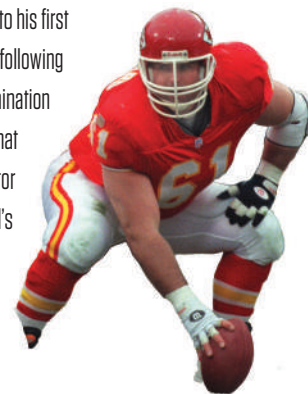
Over 13 seasons with the Kansas City Chiefs (2000-10), the New England Patriots (2011) and the Dallas Cowboys (2013), Waters played in 186 games with 170 starts, earning six Pro Bowl selections and two first-team All-Pro recognitions by the Associated Press ... He became the first offensive lineman to be named the AFC Offensive Player of the Week, which occurred following Kansas City's 56-10 win over the Atlanta Falcons on October 24, 2004 when the team rushed for an NFL record eight touchdowns in the game ... During Waters' time with the Chiefs, he helped pave the way for each of the top three individual single-season rushing performances in franchise history ... He was also on the field for three of the top five individual single-game rushing efforts in club annals, including RB Jamaal Charles' franchise-record 259-yard performance at Denver (1/3/10) ... In 2004, he teamed with Pro Football Hall of Fame G Will Shields to form the first tandem of Pro Bowl guards from the same team since Larry Allen and Nate Newton did it for Dallas following the 1995 season ... He and Shields also became the first guard duo from the same team to be named to three-consecutive Pro Bowls (2004-06) ... In 2009, the entire National Football League community honored Waters as the Walter Payton NFL Man of the Year winner for his on-field accomplishments, as well as his commitment to community outreach ... Waters became the fifth member of the Chiefs to receive this honor, tying the Chiefs for the most award winners in the NFL ... Waters was signed by Dallas as an undrafted free agent and released after training camp in 1999 ... Following his release from Dallas, he arrived in Kansas City for a free agent workout in March of 2000 when the Chiefs convinced him to make the move to offensive line, a position he had never played ... He spent the spring of 2000 playing for the Berlin Thunder of NFL Europe where he started every game at center ... The Waxahachie, Texas, native played in 44 games at North Texas, starting at tight end for three years before switching to defensive end prior to his senior season ... Waters hauled in 86 receptions for 975 yards and nine touchdowns in three years as a tight end ... As a senior defensive end, he recorded 45 tackles (32 solo) and 5.0 sacks, earning him first-team All-Big West Conference honors. He also caught four passes for 66 yards with one touchdown as a senior ... Born February 18, 1977 in Waxahachie, Texas.

61

Grunhard spent 11 years with the Kansas City Chiefs (1990-2000), appearing in 169 games with 164 starts, including a streak of 120 straight starts from Sept. 5, 1993 - Oct. 29, 2000, the fourth-longest starting campaign in franchise history ... His 164 starts with the team are the fifth-most among any player in Chiefs annals ... Following the 1999 season he was named to his first career Pro Bowl becoming the first Kansas City center to make a Pro Bowl appearance since fellow Chiefs Hall of Fame inductee Jack Rudny was nominated following the 1977 season ... Grunhard took over the role of starting center for the Chiefs during just his third game of his rookie year in 1990 and was rewarded with a nomination to the PFWA All-Rookie Team alongside teammate Dave Szott ... Known for his effort and intensity on the field, Grunhard spearheaded a Chiefs offensive line that helped the Kansas City rushing offense rank among the NFL's top five during four of his final six seasons (1995-97 & '99) with the team ... He was also a key factor in the Chiefs allowing 22.0 or fewer sacks four times during the '90s, including a franchise-low 19.0 QB takedowns during the 1994 season ... During Grunhard's time with the Chiefs, the team reached the NFL playoffs seven times in the 1990s, one of just three clubs to accomplish this feat in that timespan, including reaching the AFC Championship Game in January 1994 ... Grunhard was drafted by the Kansas City Chiefs in the second round (40th overall) of the 1990 NFL Draft after an illustrious career playing under legendary head coach Lou Holtz at Notre Dame where he was a four-year starter and All-American ... During his junior and senior campaigns, the Fighting Irish tallied a 24-1 record and brought home a National Championship in 1988 ... Inducted into the Missouri Sports Hall of Fame in 2016 ... Born May 17, 1968 in Chicago.

Tim Grunhard, Center 1990-2000

Inducted 2021



Kimble Anders, Fullback 1991-2000

Inducted 2022



Anders spent the entirety of his ten-year career with the Kansas City Chiefs starting 94 of his 125 games with the club...His 94 starts remain tied for second most by a running back or fullback in franchise history... Anders was named to three-straight Pro Bowls (1995-97) and became the first running back or fullback in franchise history to earn three consecutive trips to the NFL's annual all-star game...Originally signed as an undrafted free agent by the Pittsburgh Steelers in 1990 but never suited up for the team... Went on to accumulate 2,261 career rushing yards on 495 carries totaling nine touchdowns and 369 career receptions for 2,829 yards and an additional nine trips to the end zone... His 2,829 receiving yards are the most by a running back or fullback in team annals...He's one of only eight running backs or fullbacks in franchise history with more than 5,000 career scrimmage yards... Anders played collegiately at the University of Houston where he was named second-team All-Southwest Conference following his sophomore season (1987) ... Tallied 261 carries, 1,359 rushing yards with 16 rushing touchdowns... Earned his Bachelor of Science in Management and Human Administration from Williams Woods University in Fulton, Missouri... Described as versatile, durable and consistent on the field, he was heavily philanthropic off the field... The Texas native founded his Running Back Giving Back (RBGB) Foundation, a charitable organization dedicated to the creation of healthier lives for children ages 6-16 in the greater Kansas City metropolitan area... He has remained involved in the Chiefs franchise as a member of the Kansas City Ambassadors... Also served a variety of high school coaching roles before being named the athletic director for the Kansas City (Missouri) Public School District, serving in that role until 2013... Anders currently resides in Galveston, Texas where he remains involved in football and leadership camps while pursuing coaching and outside business ventures... Born on Sept 10, 1966 in Galveston, Texas.

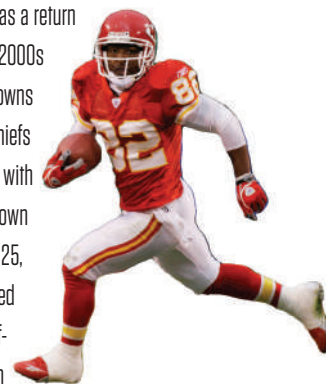
38

82

Dante Hall, Returner/Wide Receiver 2000-2006

Inducted 2023

Hall spent seven seasons with the Kansas City Chiefs (2000-06), appearing in 97 games (10 starts) which is tied for the seventh most by a wide receiver in franchise history...Hall was named to two-straight Pro Bowls and All-Pro teams following the 2002-03 seasons, becoming the second player in Chiefs history to garner a Pro Bowl selection as a return specialist...Hall was named AFC Special Teams Player of the Week seven times, the most of any player in Chiefs history...He was also named first-team NFL 2000s All-Decade Team as a punt returner and second-team NFL 2000s All-Decade Team as a kick returner...He returned 360 kicks for 8,644 yards with six touchdowns and 188 punts for 1,882 yards with five touchdowns...His 11 total return touchdowns are a franchise best, and he sits at – or near the top – of virtually every Chiefs career, season and single-game record list as a return specialist...His 12,356 combined yards ranks first in franchise history...Hall recorded five seasons with 1,000+ kickoff return yards, ranking as the sixth-most such seasons in NFL history...In 2003, Hall recorded four-consecutive games with a kick return touchdown which was the first time in league history such a feat was accomplished...He played collegiately at Texas A&M where he played in 43 games and started 25, rushed 522 times for 2,818 yards with 22 touchdowns, caught 22 passes for 260 yards, returned 78 punts for 943 yards with two touchdowns and returned 32 kickoffs for 686 yards...Off the field, Hall participated in a myriad of philanthropic events and continued giving back in retirement...He is an active out-of-town Kansas City Ambassador and was part of the Big Brothers Big Sisters Kansas City Most Wanted Auction in 2022...Hall has also played an active role in expanding the Chiefs brand internationally by participating in multiple marketing and goodwill trips to Germany as well as regularly working with Sky Sports out of the United Kingdom...Born on Sept. 20, 1978 in Houston, Texas.

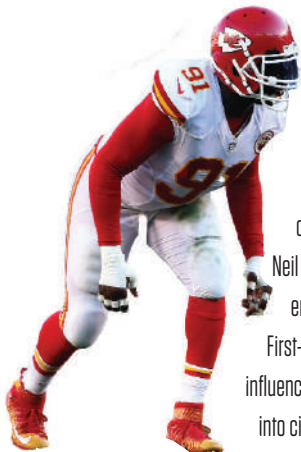


91

Tamba Hali, Linebacker/Defensive End 2006-2017

Inducted 2024

Hali spent his entire 12-year career in Kansas City (2006-17), appearing in 177 games, the fourth-most by any Chiefs defender in franchise history...He made 157 starts, tied for the sixth-most by any player in Chiefs history...Hali was named to the 2006 NFL All-Rookie Team, selected to the Pro Bowl five straight seasons from 2011-15 and was named to the AP All-Pro second-team twice (2011 and 2013)...He was also named AFC Defensive Player of the Week four times in his career, tied for the second-most by any Chiefs defender...His 89.5 sacks for -591.5 yards are both second only to PFHOF LB Derrick Thomas in Chiefs history...He totaled 8.0 sacks his rookie season, the third-most for a rookie in franchise history. He was also relentless when it came to punching the ball out of the opponent's grasp...With 33 career forced fumbles he is second, again to only Thomas, for the most forced fumbles in Chiefs history...His six forced fumbles in his rookie season were a franchise rookie record and are tied for fourth-most in a season in Chiefs history...After recording 8.0 sacks his rookie year, he would go on to match or exceed that total six times in his career, tied for the second-most seasons with 8.0 or more sacks in franchise history...He reached double-digit sacks three times in his career (2010, 2011 and 2013), a mark only Thomas and Chiefs Hall of Fame DE Neil Smith have reached more times...He recorded 3.0 sacks in a game on three separate occasions, one of just five Chiefs to reach that mark three or more times...Hali entered the NFL as a first-round pick of the Chiefs (20th overall) in 2006...He played collegiately at Penn State University from 2002-05 where he was selected as a First-Team All-Big Ten defensive lineman and became the 13th consensus All-American in Nittany Lions history his senior year...As impactful as Hali was on the field, his influence reached even further in his off-the-field efforts...Hali, the Chiefs 2014 Walter Payton NFL Man of the Year nominee, was born in Liberia, a country that was thrown into civil war while he was a child...He fled the country and came to the United States when he was 10 years old but has never forgotten his roots in West Africa...In 2014 he donated \$50,000 to construct a 70-bed Ebola treatment unit as the disease devastated communities in the region...In Kansas City he partnered with the Bishop Sullivan Center to purchase and serve meals...Hali's contributions to the community didn't stop with his retirement, he currently serves on the board of directors at Literacy KC and is also an active member of the Kansas City Ambassadors...Born on Nov. 3, 1983 in Gbarnga, Liberia.



MACK LEE HILL & DERRICK THOMAS AWARDS



Each year since 1966, Chiefs players have selected a recipient for the Mack Lee Hill Award. It is a tribute to the late Mack Lee Hill, an outstanding running back who played for the Chiefs in 1964 and 1965. He was described as a man who played as much with his heart as he did with his driving legs in the early days of the American Football League.

In memory and tribute to Hill, the award is presented annually to the Chiefs rookie or first-year player who has displayed the spirit and attitude of Mack Lee Hill. This year's recipient is WR Rashee Rice who broke the Chiefs rookie records in receptions (79) and receiving touchdowns (seven). He was the team's second leading receiver with 938 regular season yards en route to the team's Super Bowl LVIII victory.



Since 1979, the Chiefs have upheld a tradition of selecting the club's Most Valuable Player. Named in honor of the late Derrick Thomas, this Chiefs custom is especially meaningful for its recipients not only because of the man that it is named in honor of, but also because it is selected by a vote of their peers. Thomas was the heart and soul of the Kansas City defense from 1989-99.

One of the most popular figures in Chiefs history, Thomas was posthumously enshrined in the Pro Football Hall of Fame in 2009. A member of the Hall of Fame's NFL All-Decade Team of the 1990s, Thomas was the cornerstone around whom the Chiefs franchise was rebuilt. QB Patrick Mahomes was honored for the third time in 2023.



MACK LEE HILL AWARD

1966	RB	Mike Garrett	1996	S	Reggie Tongue
1967	K	Jan Stenerud	1997	TE	Tony Gonzalez
1968	RB	Robert Holmes	1998	T	Victor Riley
1969	CB	Jim Marsalis	1999	LB	Mike Maslowski
1970	C	Jack Rudnay	2000	S	Greg Wesley
1971	WR	Elmo Wright	2001	DT	Eric Downing
1972	WR	Larry Marshall	2002	LB	Scott Fujita
1973	TE	Gary Butler	2003	LB	Kawika Mitchell
1974	RB	Woody Green	DE	Jimmy Wilkerson	
1975	TE	Walter White	2004	DE	Jared Allen
1976	S	Gary Barbaro	2005	LB	Derrick Johnson
1977	CB	Gary Green	2006	DE	Tamba Hali
1978	NT	Don Parrish	2007	WR	Dwayne Bowe
1979	P	Bob Grupp	2008	CB	Maurice Leggett
1980	CB	Eric Harris	2009	K	Ryan Succop
1981	S	Lloyd Burruss	2010	S	Eric Berry
1982	C	Les Studdard	2011	LB	Justin Houston
1983	T	David Lutz	2012	DT	Dontari Poe
1984	CB	Kevin Ross	2013	CB	Marcus Cooper
1985	RB	Jeff Smith	2014	RB/WR	De'Anthony Thomas
1986	LB	Dino Hackett	2015	CB	Marcus Peters
1987	RB	Christian Okoye	2016	WR	Tyreek Hill
1988	RB	James Saxon	2017	RB	Kareem Hunt
1989	LB	Derrick Thomas	2018	OL	Andrew Wylie
1990	LB	Percy Snow	2019	WR	Mecole Hardman
1991	LB	Tracy Simien	2020	RB	Clyde Edwards-Helaire
1992	WR	Willie Davis	2021	LB	Nick Bolton
1993	G	Will Shields	2022	RB	Isiah Pacheco
1994	WR	Lake Dawson	2023	WR	Rashee Rice
1995	WR	Tamarick Vanover			

DERRICK THOMAS AWARD

1979	S	Gary Barbaro	2002	RB	Priest Holmes
1980	DE	Art Still	2003	QB	Trent Green
1981	RB	Joe Delaney	2004	QB	Trent Green
1982	CB	Gary Green	2005	RB	Larry Johnson
1983	QB	Bill Kenney	2006	RB	Larry Johnson
1984	DE	Art Still	2007	DE	Jared Allen
1985	S	Lloyd Burruss	2008	TE	Tony Gonzalez
1986	CB	Albert Lewis	2009	RB	Jamaal Charles
1987	WR	Carlos Carson	2010	RB	Jamaal Charles
1988	S	Deron Cherry	2011	LB	Derrick Johnson
1989	RB	Christian Okoye	2012	RB	Jamaal Charles
1990	QB	Steve DeBerg	2013	RB	Jamaal Charles
1991	LB	Derrick Thomas	2014	LB	Justin Houston
1992	DE	Neil Smith	2015	S	Eric Berry
1993	RB	Marcus Allen	QB	Alex Smith	
1994	LB	Derrick Thomas	2016	S	Eric Berry
1995	RB	Marcus Allen	2017	QB	Alex Smith
1996	S	Mark Collins	2018	QB	Patrick Mahomes
1997	WR	Andre Rison	2019	S	Tyrann Mathieu
1998	G/T	Glenn Parker	2020	TE	Travis Kelce
1999	LB	Marcus Patton	2021	S	Tyrann Mathieu
2000	WR	Derrick Alexander	2022	QB	Patrick Mahomes
2001	RB	Priest Holmes	2023	QB	Patrick Mahomes

WALTER PAYTON NFL MAN OF THE YEAR AWARD




Willie Lanier (1972) – Following his selection as the '72 Man of the Year, five \$4,000 college scholarships were presented in Lanier's name ... Was actively involved in a campaign to prevent drug abuse and attended the President's Drug Abuse Council in Washington, D.C. in '71 ... "Drugs are one of the worst things that could happen to a potential genius or a mind of someone who could offer a lot to society," Lanier said in '72 ... Played a prominent role with the American Cancer Society in Kansas City and was Chairman of a \$100,000 capital campaign for the Boys & Girls Clubs of Greater Kansas City ... Has awarded over \$550,000 in scholarships to Morgan State University and public school students in Richmond, Virginia dating back to '86.



Len Dawson (1973) – Selected by a vote of NFL fans as the '73 Man of the Year ... Said Dawson at the time, "If we have the opportunity, we can't turn our backs on people. We can do two things with children – help them or hinder them. I want to help." ... Was actively involved in numerous charitable endeavors, including the March of Dimes and the Missouri Driving Safety Program ... Served as the '72 Missouri Chairman for the "I Quit" anti-smoking campaign sponsored by the American Cancer Society ... Was also a longtime chairman of the Chiefs Huddle Club which sponsored various youth activities ... Every year since '77 he has awarded the "Len Dawson Scholarship" to a Kansas City area high school senior.

Derrick Thomas (1993) – Through his "Third and Long Foundation" helped promote children's literacy in Kansas City ... Started an inner-city reading program and read to children at local libraries each Saturday prior to home games ... Was designated by President George H.W. Bush as the "832nd point of light" ... Also selected as the winner of the Byron "Whizzer" White Humanitarian Award in '95 by the NFL Players Association ... Thomas' father Air Force Captain Robert Thomas was shot down on a B-52 mission in Vietnam, leading Thomas to become an avid supporter of veterans and military personnel ... He was the recipient of the Veterans of Foreign Wars Hall of Fame Award in '99.



Will Shields (2003) – Formed the "Will to Succeed Foundation" with his wife Senia in '93. To date, the foundation has benefited more than 100,000 individuals ... Primary foundation benefactors include children's agencies, centers for abused and neglected women and children ... The foundation also promotes literacy and creativity initiatives ... Was the inaugural winner of *Pro Football Weekly's* Arthur S. Arkush Humanitarian Award in '99 and was named the 2001 NFL Good Guy of the Year by *The Sporting News* ... The Shields are also members of the Mid-America Education Hall of Fame and were the first NFL couple recognized for their charitable efforts by The Citizenship Through Sports Alliance.

Brian Waters (2009) – Four-time Pro Bowler became Kansas City's fifth NFL Man of the Year honoree after forming the "Brian Waters 54 Foundation" in 2004 ... Since its inception, tens of thousands of children and families in the Greater Kansas City area as well as the state of Texas have been positively impacted ... To date, his foundation has awarded 82 college scholarships to low-income students ... His back-to-school program provides backpacks full of school supplies, as well as haircuts, uniforms, shoes, immunizations and dental care, benefitting thousands of children ... The 54 Foundation partners with more than 20 different agencies annually.



MAN OF THE YEAR CHARITY CHALLENGE



NFL players are known for their competitiveness and for their community service, and every season since the 2014 campaign, Nationwide - the presenting sponsor of the Walter Payton NFL Man of the Year Award - has also run the annual Charity Challenge. During the six-week social media campaign, all 32 Walter Payton NFL Man of the Year nominees - one from every team - earn mentions from fan social media support, with the most-mentioned player earning an additional contribution to their designated charity from Nationwide.

In the 10-year history of the Man of the Year Charity Challenge, four Kansas City Chiefs Walter Payton NFL Man of the Year nominees have walked away with the top spot in fan voting, earning a contribution to their charity of choice. The four Chiefs honorees are the most by a single team in the short history of the challenge, with three of them earning the Charity Challenge title in consecutive seasons from 2020-22.



Eric Berry - 2015
Eric Berry Foundation



Travis Kelce - 2020
Eighty-Seven & Running Foundation



Tyrann Mathieu - 2021
Tyrann Mathieu Foundation



Patrick Mahomes - 2022
15 and the Mahomies Foundation

AFC-NFC PRO BOWL SELECTIONS



1970

(January 24, 1971)

Bobby Bell, LB
Buck Buchanan, DT
Ed Budde, G
 Curley Culp, DT
Willie Lanier, MLB
Jim Marsalis, CB
 Jerry Mays, DE
Johnny Robinson, S
 Jan Stenerud, K
Jim Tyrer, T
 Jerrel Wilson, P

1971

(January 23, 1972)

Bobby Bell, LB
Buck Buchanan, DT
Ed Budde, G
 Curley Culp, DT
 Len Dawson, QB
 Willie Lanier, MLB**
 Jan Stenerud, K*
 Otis Taylor, WR
Emmitt Thomas, CB
Jim Tyrer, T
 Jerrel Wilson, P

1972

(January 21, 1973)

Bobby Bell, LB
 Ed Budde, G
Willie Lanier, MLB
Otis Taylor, WR
 Emmitt Thomas, CB
 Jerrel Wilson, P

1973

(January 20, 1974)

Willie Lanier, MLB
 Jack Rudnay, C

1974

(January 20, 1975)

Willie Lanier, MLB
 Jack Rudnay, C
Emmitt Thomas, CB

KEY

BOLD Denotes Starter
**Outstanding Off. Player*
***Outstanding Def. Player*

1975

(January 26, 1976)

Willie Lanier, MLB
 Jack Rudnay, C
 Jan Stenerud, K
 Emmitt Thomas, CB

1976

(January 17, 1977)

Jack Rudnay, C

1979

(January 27, 1980)

Bob Grupp, P

1980

(February 1, 1981)

Gary Barbaro, S
 J.T. Smith, KR
Art Still, DE

1981

(January 31, 1982)

Gary Barbaro, S
Joe Delaney, RB
 Gary Green, CB
 Nick Lowery, K
 Art Still, DE

1982

(February 6, 1983)

Gary Barbaro, S
Art Still, DE
 Gary Green, CB

1983

(January 29, 1984)

Carlos Carson, WR
Deron Cherry, S
Gary Green, CB
 Bill Kenney, QB

1984

(January 27, 1985)

Deron Cherry, S
 Art Still, DE

1985

(February 2, 1986)

Deron Cherry, S

1986

(February 1, 1987)

Lloyd Burruss, S
Deron Cherry, S
Bill Maas, DT

1987

(February 7, 1988)

Carlos Carson, WR
Deron Cherry, S
 Albert Lewis, CB
Bill Maas, DT

1988

(January 29, 1989)

Deron Cherry, S
 Dino Hackett, LB
 Albert Lewis, CB

1989

(February 4, 1990)

Albert Lewis, CB
Christian Okoye, RB
 Kevin Ross, CB
Derrick Thomas, LB

1990

(February 3, 1991)

Albert Lewis, CB
 Nick Lowery, K
 Kevin Ross, CB
Derrick Thomas, LB

1991

(February 2, 1992)

Christian Okoye, RB
 Neil Smith, DE
Derrick Thomas, LB

1992

(February 7, 1993)

John Alt, T
 Nick Lowery, K
Neil Smith, DE
Derrick Thomas, LB

1993

(February 6, 1994)

Marcus Allen, RB
 John Alt, T
 Joe Montana, QB
Neil Smith, DE
Derrick Thomas, LB

1994

(February 5, 1995)

Dale Carter, CB
 Neil Smith, DE
Derrick Thomas, LB

1995

(February 4, 1996)

Kimble Anders, FB
 Steve Bono, QB
Dale Carter, CB
Dan Saleaumua, DT
 Will Shields, G
Neil Smith, DE
 Derrick Thomas, LB

1996

(February 2, 1997)

Kimble Anders, FB
 Dale Carter, CB
Will Shields, G
Derrick Thomas, LB

1997

(February 1, 1998)

Kimble Anders, FB
Dale Carter, CB
 James Hasty, CB
 Andre Rison, WR
Will Shields, G
 Derrick Thomas, LB

1998

(February 7, 1999)

Will Shields, G

1999

(February 6, 2000)

Tony Gonzalez, TE
 Tim Grunhard, C
 James Hasty, CB
 Will Shields, G

2000

(February 4, 2001)

Tony Gonzalez, TE
 Elvis Grbac, QB
 Will Shields, G

2001

(February 9, 2002)

Tony Gonzalez, TE
 Priest Holmes, RB
Will Shields, G



AFC-NFC PRO BOWL SELECTIONS



2002

(February 2, 2003)

Tony Gonzalez, TE
Dante Hall, KR
Priest Holmes, RB
Willie Roaf, T
Will Shields, G

2003

(February 8, 2004)

Tony Gonzalez, TE
Trent Green, QB
Dante Hall, KR
Priest Holmes, RB
Tony Richardson, FB
Willie Roaf, T
Will Shields, G
Gary Stills, ST
Jerome Woods, S

2004

(February 13, 2005)

Kendall Gammon, LS
Tony Gonzalez, TE
Tony Richardson, FB
Willie Roaf, T
Will Shields, G
Brian Waters, G

2005

(February 12, 2006)

Tony Gonzalez, TE
Trent Green, QB
Larry Johnson, RB
Willie Roaf, T
Will Shields, G
Brian Waters, G

2006

(February 10, 2007)

Tony Gonzalez, TE
Larry Johnson, RB
Will Shields, G
Brian Waters, G

2007

(February 10, 2008)

Jared Allen, DE
Tony Gonzalez, TE

2008

(February 8, 2009)

Tony Gonzalez, TE
Brian Waters, G

2010

(January 30, 2011)

Eric Berry, S
Dwayne Bowe, WR
Matt Cassel, QB
Jamaal Charles, RB
Brian Waters, G

2011

(January 29, 2012)

Tamba Hali, LB
Derrick Johnson, LB

2012

(January 27, 2013)

Eric Berry, S
Jamaal Charles, RB
Dustin Colquitt, P
Tamba Hali, LB
Justin Houston, LB
Derrick Johnson, LB

2013

(January 26, 2014)

Branden Albert, T
Eric Berry, S
Jamaal Charles, RB
Brandon Flowers, CB
Tamba Hali, LB
Justin Houston, LB
Derrick Johnson, LB**
Dexter McCluster, KR
Dontari Poe, DT
Alex Smith, QB

2014

(January 25, 2015)

Tamba Hali, LB
Jamaal Charles, RB
Justin Houston, LB
Dontari Poe, DT

2015

(January 31, 2016)

Eric Berry, S
Tamba Hali, LB
Justin Houston, LB
Derrick Johnson, LB
Travis Kelce, TE
Marcus Peters, CB

2016

(January 29, 2017)

D.J. Alexander, LB
Eric Berry, S
Dustin Colquitt, P
Tyreek Hill, WR

Travis Kelce, TE*
Marcus Peters, CB
Alex Smith, QB

2017

(January 28, 2018)

Tyreek Hill, PR/WR
Kareem Hunt, RB
Travis Kelce, TE
Alex Smith, QB

2018

(January 27, 2019)

Eric Fisher, T
Dee Ford, OLB
Tyreek Hill, WR
Travis Kelce, TE
Patrick Mahomes, QB*
Anthony Sherman, FB

2019

(January 26, 2020)

Frank Clark, DE
Mecole Hardman, KR/WR
Tyreek Hill, WR
Chris Jones, DT
Travis Kelce, TE
Patrick Mahomes, QB

2020

(Cancelled due to COVID-19)

Patrick Mahomes, QB
Travis Kelce, TE
Tyreek Hill, WR
Eric Fisher, T
Frank Clark, DE
Chris Jones, DT
Tyrann Mathieu, S

2021

(January 31, 2022)

Orlando Brown Jr., T
Tyreek Hill, WR
Chris Jones, DT
Travis Kelce, TE
Patrick Mahomes, QB
Tyrann Mathieu, S

2022

(February 5, 2023)

Orlando Brown Jr., T
Creed Humphrey, C
Chris Jones, DT
Travis Kelce, TE
Patrick Mahomes, QB
Joe Thuney, G
Tommy Townsend, P

2023

(February 4, 2024)

Creed Humphrey, C
Chris Jones, DT
Travis Kelce, TE
Patrick Mahomes, QB
Joe Thuney, G

KEY

BOLD Denotes Starter
*Outstanding Off. Player
**Outstanding Def. Player

ALL-TIME HONORS



Walter Payton NFL Man of the Year

1972 Willie Lanier
 1973 Len Dawson
 1993 Derrick Thomas
 2003 Will Shields
 2009 Brian Waters

Executive of the Year

2010 Scott Pioli (PFW/PFWA)
 2013 John Dorsey (PFW/PFWA)

Coach of the Year

1968 AFL Hank Stram (UPI, PFW)
 1997 NFL Marty Schottenheimer (USA)
 2016 NFL Andy Reid (Sporting News)

NFL Alumni Order of the Leather Helmet

1981 Lamar Hunt
 2004 Dick Vermeil

Maxwell Club Earl "Greasy" Neale Award

2003 NFL Dick Vermeil
 2018 Andy Reid

NFL MVP

2018 Patrick Mahomes (AP, PFWA)
 2022 Patrick Mahomes (AP, PFWA)

AFL Player of the Year

1960 Abner Haynes (UPI, TSN)
 1962 Len Dawson (TSN)

AFL Comeback Player of the Year

1964 Abner Haynes (AP)

Offensive Player of the Year

1971 NFL Otis Taylor (PFW)
 2002 NFL Priest Holmes (AP, SI)
 2018 NFL Patrick Mahomes (AP, PFWA, SI)

Rookie of the Year

1962 AFL Curtis McClinton (UPI, TSN)
 1981 AFC Joe Delaney (UPI)
 1992 NFL Dale Carter (FW)
 AFC Dale Carter (UPI)

Defensive Rookie of the Year

1969 AFL Jim Marsalis (PFW)
 1984 NFL Bill Maas (AP)
 1989 NFL Derrick Thomas (AP, PFW)
 1992 NFL Dale Carter (AP, PFW)
 2015 NFL Marcus Peters (AP, PFW)

The Sporting News Sportsman of the Year

2003 NFL Dick Vermeil

NFL 75th Anniversary Team

LB Willie Lanier
 K Jan Stenerud

Super Bowl Silver Anniversary Team

K Jan Stenerud

PFW Golden Toe Award

1979 Bob Grupp
 1990 Nick Lowery
 1997 Pete Stoyanovich

101 AFL/AFC Offensive Player of the Year

1989 Christian Okoye
 2018 Patrick Mahomes
 2022 Patrick Mahomes

101 AFL/AFC Coach of the Year

1969 AFL Hank Stram
 1995 AFC Marty Schottenheimer
 1997 AFC Marty Schottenheimer
 2010 AFC Todd Haley
 2013 AFC Andy Reid
 2015 AFC Andy Reid

101 AFL/AFC Defensive Player of the Year

1969 Bobby Bell
 1971 Willie Lanier
 1986 Deron Cherry
 1991 Derrick Thomas
 2022 Chris Jones

PFW Humanitarian of the Year

1999 Will Shields
 2003 Tony Richardson

Comeback Player of the Year

1990 Barry Word (PFW)
 1993 Marcus Allen (PFW)
 2015 Eric Berry (PFW, AP)

Phil Simms All-Iron Team (1999-04)

2000 TE Tony Gonzalez
 2001 RB Priest Holmes
 2002 DE Eric Hicks
 RB Priest Holmes
 2003 WR Dante Hall

All-Madden Team (1984-01)

1992 CB Kevin Ross
 DE Neil Smith
 1993 QB Joe Montana
 LB Derrick Thomas
 1994 QB Joe Montana
 LB Derrick Thomas



1995	DT	Dan Saleaumua
1997	WR	Andre Rison
	G	Dave Szott
	LB	Derrick Thomas
1998	C	Tim Grunhard
	CB	James Hasty

**PRO FOOTBALL HALL OF FAME
ALL-DECADE TEAMS**

1960s

TE	Fred Arbanas
LB	Bobby Bell
DT	Buck Buchanan
G	Ed Budde
RB	Clem Daniels
QB	Len Dawson
CB	Dave Grayson
RB	Abner Haynes
RB	Paul Lowe
DE	Jerry Mays
S	Johnny Robinson
T	Jim Tyrer
P	Jerrell Wilson

1970s

LB	Bobby Bell
P	Jerrel Wilson

1980s

S	Deron Cherry
C	Mike Webster

1990s

DE	Neil Smith
LB	Derrick Thomas

2000s

TE	Tony Gonzalez
KR	Dante Hall
CB	Ty Law
T	Willie Roaf
G	Will Shields

2010s

S	Eric Berry
PR	Tyreek Hill
TE	Travis Kelce
DB	Tyrann Mathieu
RB	LeSean McCoy
CB	Darrelle Revis

ALL-ROOKIE TEAMS

1974	T	Charlie Getty (FW)
1977	CB	Gary Green (FW)
1984	CB	Kevin Ross (FW)
1986	OLB	Tim Cofield (FW)
	ILB	Dino Hackett (UPI)
	T	Brian Jozwiak (FW, UPI)
1987	RB	Christian Okoye (FW)
1989	LB	Derrick Thomas (FW, UPI)
1990	P	Bryan Barker (UPI)
	C	Tim Grunhard (FW, UPI)
	ILB	Percy Snow (FW, UPI)
	G	Dave Szott (FW, UPI)
1992	CB/PR	Dale Carter (FW)
1993	G	Will Shields (FW)
1995	PR/KR	Tamarick Vanover (FW)
1997	TE	Tony Gonzalez (PFW, FW)
2000	CB	Pat Dennis (PFW)
	WR	Sylvester Morris (PFW, FN)
	S	Greg Wesley (PFW, FN, FD)
2002	LB	Scott Fujita (PFW)
2004	DE	Jared Allen (PFW)
2006	DE	Tamba Hali (PFW)
	S/ST	Bernard Pollard (PFW)
2007	WR	Dwayne Bowe (PFW)
2008	CB	Brandon Flowers (PFW)
2009	DE	Tyson Jackson (PFW)
	K	Ryan Succop (PFW)
2010	S	Eric Berry (PFW/PFWA/Sporting News)
2015	C	Mitch Morse (PFWA)
	CB	Marcus Peters (PFWA)
2016	DL	Chris Jones (PFWA)
	WR	Tyreek Hill (PFWA)
2017	RB	Kareem Hunt (PFWA)
	K	Harrison Butker (PFWA)
2018	KR	Tremon Smith (PFWA)
2019	S	Juan Thornhill (PFWA)
	KR	Mecole Hardman (PFWA)
2020	CB	L'Jarius Sneed (PFWA)
	P	Tommy Townsend (PFWA)
2021	C	Creed Humphrey (PFWA)
	G	Trey Smith (PFWA)
	LB	Nick Bolton (PFWA)
2022	DE	George Karlaftis (PFWA)

**AFC PLAYER OF THE MONTH HONOREES
(1990-23)
OFFENSE**

Year	Player	Month
1990	QB Steve DeBerg	September
1991	RB Christian Okoye	October
	RB Barry Word	December
2002	RB Priest Holmes	October
2004	RB Priest Holmes	October
2005	RB Larry Johnson	November
	RB Larry Johnson	December/January
2010	QB Matt Cassel	November
2017	RB Kareem Hunt	September
2018	QB Patrick Mahomes	September
2019	QB Patrick Mahomes	September
2020	QB Patrick Mahomes	November
2021	QB Patrick Mahomes	December
2022	QB Patrick Mahomes	November
2022	RB Jerick McKinnon	December/January

DEFENSE

Year	Player	Month
1990	LB Derrick Thomas	November
1991	DE Neil Smith	September
1995	CB James Hasty	September
	DE Neil Smith	October
1997	S Jerome Woods	November
	LB Derrick Thomas	December
2007	DE Jared Allen	October
2013	LB Justin Houston	September
2018	LB Dee Ford	October
2018	DL Chris Jones	November
2019	S Tyrann Mathieu	December

SPECIAL TEAMS

Year	Player	Month
1995	WR Tamarick Vanover	October
1997	K Pete Stoyanovich	December
	WR Tamarick Vanover	December
2003	WR Dante Hall	September
2013	WR Dexter McCluster	December
2016	K Cairo Santos	November
	WR Tyreek Hill	December
2017	K Harrison Butker	October
	K Harrison Butker	December
2019	K Harrison Butker	November
2021	P Tommy Townsend	November
2022	P Tommy Townsend	September

**Players By Times Honored
(Player of the Month Awards)**

5	Patrick Mahomes	3	Harrison Butker
2	Priest Holmes	2	Larry Johnson
2	Neil Smith	2	Derrick Thomas
2	Tommy Townsend	2	Tamarick Vanover

OFFENSIVE ROOKIE OF THE MONTH

Year	Player	Month
2017	RB Kareem Hunt	September
	RB Kareem Hunt	December

DEFENSIVE ROOKIE OF THE MONTH

Year	Player	Month
2010	S Eric Berry	December
	S Eric Berry	January
2015	CB Marcus Peters	December
2021	LB Nick Bolton	October

**AFC PLAYER OF THE WEEK HONOREES
(1984-23)**

		OFFENSE	
Year	Player		Week #
1984	WR Henry Marshall		15
1985	WR Stephone Paige		16
1988	QB Steve DeBerg		3
1989	RB Christian Okoye		5
1991	QB Steve DeBerg		9
	WR J.J. Birden		17
1992	QB Dave Krieg		6
1993	QB Joe Montana		1
	QB Joe Montana		7
	QB Joe Montana		13
	QB Joe Montana	Div. Playoffs	
1994	QB Joe Montana		2
	QB Joe Montana		7
	RB Marcus Allen		17
1995	QB Steve Bono		1
1996	RB Marcus Allen		3
1997	QB Elvis Grbac		2
2000	QB Elvis Grbac		3
2001	RB Priest Holmes		3
	RB Priest Holmes		13
2002	QB Trent Green		4
	RB Priest Holmes		5
2003	QB Trent Green		6
2004	RB Priest Holmes		4
	G Brian Waters		7
	RB Derrick Blaylock		10
2005	RB Larry Johnson		11
	RB Larry Johnson		16
	RB Larry Johnson		17
2006	QB Damon Huard		5
	RB Larry Johnson		8
2010	WR Dwayne Bowe		16
2012	RB Jamaal Charles		3
	QB Brady Quinn		13
2013	RB Jamaal Charles		15
2014	RB Jamaal Charles		4
2016	WR Tyreek Hill		12
2017	QB Alex Smith		1
2018	QB Patrick Mahomes		1
	QB Patrick Mahomes		2
	RB Kareem Hunt		9
2019	QB Patrick Mahomes		2
2020	QB Patrick Mahomes		3
	QB Patrick Mahomes		8
	WR Tyreek Hill		12
2021	QB Patrick Mahomes		1
	QB Patrick Mahomes		10
	TE Travis Kelce		15
2022	QB Patrick Mahomes		1
	QB Patrick Mahomes		4
	TE Travis Kelce		11
2023	QB Patrick Mahomes		12

DEFENSE

Year	Player	Week #
1984	DE Mike Bell	2
1985	LB Gary Spani	2
	S Deron Cherry	4
1986	DE Art Still	3
	SS Lloyd Burruss	7
	DE Art Still	14
	FS Deron Cherry	15
1988	CB Albert Lewis	11
1989	LB Derrick Thomas	2
	DE Leonard Griffin	12
1990	CB Kevin Ross	3
	DE Bill Maas	6
	CB Albert Lewis	9
	LB Derrick Thomas	10
1991	CB Albert Lewis	1
	LB Derrick Thomas	6
	LB Derrick Thomas	11
	LB Tracy Simien	14
	S Deron Cherry	Wild Card Playoffs
1992	LB Derrick Thomas	10
1993	DE Neil Smith	5
	DT Dan Saleaumua	10
1994	LB Derrick Thomas	2
	DE Neil Smith	16
1995	S Brian Washington	14
1996	LB Derrick Thomas	2
	S Mark Collins	2
1997	S Jerome Woods	5
	LB Anthony Davis	10
1998	LB Derrick Thomas	1
1999	CB James Hasty	7
	CB Cris Dishman	12
	LB Donnie Edwards	15
2002	LB Mike Maslowski	8
2005	DE Jared Allen	6
2008	LB Derrick Johnson	4
2009	S Mike Brown	10
	LB Derrick Johnson	17
2010	LB Tamba Hali	3
	LB Derrick Johnson	15
2011	CB Brandon Flowers	7
	LB Derrick Johnson	8
2013	LB Justin Houston	1
	LB Justin Houston	3
	LB Tamba Hali	6
	LB Tamba Hali	14
2014	LB Tamba Hali	15
2015	S Tyvon Branch	13
	CB Marcus Peters	15
2016	CB Marcus Peters	3
	S Eric Berry	10
	S Eric Berry	13
2017	DE Chris Jones	2
	CB Marcus Peters	15
2018	LB Dee Ford	8
2021	DT Chris Jones	11
	CB Mike Hughes	14



2022 CB Jaylen Watson 2

SPECIAL TEAMS

Year	Player	Week #
1995	WR Tamarick Vanover	1
	WR Tamarick Vanover	8
	WR Tamarick Vanover	17
1997	P Louie Aguiar	5
	WR Tamarick Vanover	3
	WR Tamarick Vanover	12
1998	K Pete Stoyanovich	16
	WR Tamarick Vanover	17
	K Pete Stoyanovich	3
2002	WR Dante Hall	14
	K Michael Husted	16
2003	WR Dante Hall	2
	WR Dante Hall	3
	WR Dante Hall	4
	WR Dante Hall	5
2004	WR Dante Hall	15
	WR Dante Hall	16
2005	K Lawrence Tynes	7
2006	K Lawrence Tynes	5
	S Bernard Pollard	17
2007	K Dave Rayner	4

2008	CB Maurice Leggett	13
2009	RB Jamaal Charles	11
2010	WR Dexter McCluster	1
2011	K Ryan Succop	4
	K Ryan Succop	15
2013	PR Dexter McCluster	4
	K Ryan Succop	8
2014	FB Anthony Sherman	10
	RB/WR De'Anthony Thomas	15
2015	P Dustin Colquitt	11
	LB D.J. Alexander	17
2016	WR Tyreek Hill	14
	WR Tyreek Hill	17
2017	K Harrison Butker	8
	K Harrison Butker	16
2019	K Harrison Butker	9
	WR Mecole Hardman	17
2020	K Harrison Butker	2
	WR Byron Pringle	7
2021	P Tommy Townsend	15
	P Tommy Townsend	9
2022	P Tommy Townsend	15
	K Harrison Butker	17

**Players By Times Honored
(Player of the Week Awards)**

- 10 Patrick Mahomes
- 8 Derrick Thomas
- 7 Dante Hall
- 6 Joe Montana
- 6 Tamarick Vanover
- 5 Harrison Butker
- 4 Jamaal Charles
- 4 Tamba Hali
- 4 Tyreek Hill
- 4 Priest Holmes
- 4 Derrick Johnson
- 4 Larry Johnson
- 3 Deron Cherry
- 3 Albert Lewis
- 3 Marcus Peters
- 3 Ryan Succop
- 3 Tommy Townsend
- 2 Marcus Allen
- 2 Eric Berry
- 2 Steve DeBerg
- 2 Elvis Grbac
- 2 Trent Green
- 2 Justin Houston
- 2 Chris Jones
- 2 Travis Kelce
- 2 Dexter McCluster

- 2 Neil Smith
- 2 Art Still
- 2 Pete Stoyanovich
- 2 Lawrence Tynes
- 1 Louie Aguiar
- 1 Jared Allen
- 1 D.J. Alexander
- 1 Mike Bell
- 1 J.J. Birden
- 1 Derrick Blaylock
- 1 Steve Bono
- 1 Dwayne Bowe
- 1 Tyvon Branch
- 1 Mike Brown
- 1 Lloyd Burruss
- 1 Mark Collins
- 1 Dustin Colquitt
- 1 Anthony Davis
- 1 Cris Dishman
- 1 Donnie Edwards
- 1 Brandon Flowers
- 1 Dee Ford
- 1 Leonard Griffon
- 1 Mecole Hardman
- 1 James Hasty
- 1 Damon Huard

- 1 Mike Hughes
- 1 Kareem Hunt
- 1 Michael Husted
- 1 Dave Krieg
- 1 Maurice Leggett
- 1 Bill Maas
- 1 Henry Marshall
- 1 Mike Maslowski
- 1 Christian Okoye
- 1 Stephone Paige
- 1 Bernard Pollard
- 1 Byron Pringle
- 1 Brady Quinn
- 1 Dave Rayner
- 1 Kevin Ross
- 1 Dan Saleaumua
- 1 Anthony Sherman
- 1 Tracy Simien
- 1 Alex Smith
- 1 Gary Spani
- 1 De'Anthony Thomas
- 1 Brian Waters
- 1 Brian Washington
- 1 Jaylen Watson
- 1 Jerome Woods



**PEPSI/DIET PEPSI ROOKIE OF THE WEEK
(2004-23)**

Year	Player	Week #
2007	WR Dwayne Bowe	3
	WR Dwayne Bowe	4
2010	WR Dexter McCluster	1
	TE Tony Moeaki	3
2017	RB Kareem Hunt	1

FEDEX NFL PLAYER OF THE WEEK

Year	Player	Week #
2009	Jamaal Charles (Ground)	17
2010	Jamaal Charles (Ground)	8
	Matt Cassel (Air)	12
2012	Jamaal Charles (Ground)	3
	Jamaal Charles (Ground)	16
2013	Jamaal Charles (Ground)	5
2017	Kareem Hunt (Ground)	1
	Alex Smtih (Air)	1
	Kareem Hunt (Ground)	3
	Alex Smith (Air)	13
2018	Patrick Mahomes (Air)	2
	Patrick Mahomes (Air)	7
	Patrick Mahomes (Air)	8
	Kareem Hunt (Ground)	9
2019	Patrick Mahomes (Air)	2
2022	Patrick Mahomes (Air)	1
2023	Patrick Mahomes (Air)	7

**FEDEX NFL PLAYER OF THE YEAR
(2004-23)**

Year	Player	Ground/Air
2010	Jamaal Charles	Ground
2018	Patrick Mahomes	Air

ED BLOCK COURAGE AWARD

Dating back to 1983, the Ed Block Courage Award has annually honored one player from every NFL team who exemplifies commitment to the principles of sportsmanship and courage. Named in honor of longtime Colts athletic trainer Ed Block, recipients of the award are selected by a vote of their teammates.

1984	G/T	Dave Lutz	1998	G/T	Glenn Parker	2012	RB	Jamaal Charles
1985	CB	Kevin Ross	1999	C	Tim Grunhard	2013	C	Rodney Hudson
1986	S	Mark Robinson	2000	DE	Eric Hicks	2014	TE	Travis Kelce
1987	LB	Dino Hackett	2001	FB	Tony Richardson	2015	S	Eric Berry
1988	S	Lloyd Burruss	2002	DT	John Browning	2016	LB	Justin Houston
1989	RB	Christian Okoye	2003	S	Jerome Woods	2017	LB	Derrick Johnson
1990	S	Deron Cherry	2004	RB	Priest Holmes	2018	DE	Dee Ford
1991	CB	Jayice Pearson	2005	G	Will Shields	2019	T	Eric Fisher
1992	T	Rich Baldinger	2006	CB	Benny Sapp	2020	C	Austin Reiter
1993	CB	Albert Lewis	2007	WR	Eddie Kennison	2021	G	Joe Thuney
1994	DE	Neil Smith	2008	QB	Damon Huard	2022	G	Joe Thuney
1995	T	John Alt	2009	QB	Brodie Croyle	2023	QB	Patrick Mahomes
1996	G	Dave Szott	2010	P	Dustin Colquitt			
1997	WR	Lake Dawson	2011	S	Jon McGraw			



ALL-LEAGUE, ALL-CONFERENCE HONORS



YR.	PLAYER	ALL-AFL		UPI	TSN	NEA
		POS.	AP			
1960	–					
	John Bookman	DB	--	1st	--	
	Mel Branch	DE	1st	1st	1st	
	Abner Haynes	RB	1st	1st	1st	
	Jerry Cornelison	T	--	2nd	--	
	Sherrill Headrick	MLB	1st	2nd	1st	
	Bill Krisher	G	1st	2nd	1st	
	Paul Miller	DE	1st	--	2nd	
	David Webster	DB	--	--	2nd	
1961	–					
	Abner Haynes	RB	1st	1st	1st	
	Jerry Cornelison	T	--	2nd	1st	
	Sherrill Headrick	MLB	1st	1st	1st	
	E.J. Holub	OLB	--	2nd	2nd	
	Bill Krisher	G	--	2nd	--	
	David Webster	DB	1st	--	1st	
1962	–					
	Fred Arbanas	TE	2nd	2nd	--	
	Mel Branch	DE	2nd	2nd	1st	
	Chris Burford	E	1st	1st	1st	
	Len Dawson	QB	1st	1st	1st	
	Abner Haynes	RB	1st	1st	1st	
	Sherrill Headrick	MLB	1st	1st	1st	
	E.J. Holub	OLB	1st	1st	1st	
	Bobby Hunt	DB	1st	1st	--	
	Jerry Mays	DT	2nd	2nd	1st	
	Curtis McClinton	RB	--	2nd	--	
	Jim Tyrer	T	--	--	1st	
			AP	UPI	TSN	NEA
1963	–					
	Fred Arbanas	TE	1st	1st	1st	--
	Mel Branch	DE	2nd	2nd	--	--
	Dave Grayson	DB	--	--	1st	--
	Jerry Mays	DT	2nd	2nd	--	--
	Johnny Robinson	S	--	2nd	--	--
	Jim Tyrer	T	2nd	2nd	1st	1st
1964	–					
	Fred Arbanas	TE	1st	1st	1st	1st
	Bobby Bell	OLB	2nd	1st	--	2nd
	Buck Buchanan	DT	2nd	2nd	--	2nd
	Len Dawson	QB	2nd	2nd	--	2nd
	Dave Grayson	DB	1st	2nd	1st	2nd
	Abner Haynes	RB	2nd	--	--	--
	Sherrill Headrick	MLB	2nd	--	--	--
	E.J. Holub	OLB	--	--	--	2nd
	Bobby Hunt	DB	2nd	--	--	--
	Jerry Mays	DT	2nd	--	1st	2nd
	Jim Tyrer	T	2nd	2nd	1st	2nd

YR.	PLAYER	ALL-AFL		UPI	TSN	NEA
		POS.	AP			
1965	–					
	Fred Arbanas	TE	2nd	--	--	2nd
	Bobby Bell	OLB	1st	1st	1st	1st
	Buck Buchanan	DT	2nd	2nd	--	2nd
	Len Dawson	NEA	--	--	--	2nd
	Mack Lee Hill	RB	--	2nd	--	--
	E.J. Holub	OLB	--	2nd	--	--
	Jerry Mays	DE	1st	2nd	1st	1st
	Curtis McClinton	RB	2nd	--	--	--
	Johnny Robinson	S	1st	2nd	1st	2nd
	Jim Tyrer	T	1st	1st	1st	1st
	Fred Williamson	CB	--	1st	--	--
1966	–					
	Fred Arbanas	TE	1st	1st	1st	1st
	Bobby Bell	OLB	1st	1st	1st	1st
	Buck Buchanan	DT	1st	1st	1st	2nd
	Ed Budde	G	1st	--	2nd	2nd
	Len Dawson	QB	1st	1st	1st	1st
	Sherrill Headrick	MLB	2nd	--	--	2nd
	E.J. Holub	OLB	2nd	2nd	1st	--
	Bobby Hunt	DB	2nd	--	2nd	2nd
	Jerry Mays	DE	1st	1st	1st	1st
	Johnny Robinson	S	1st	1st	1st	1st
	Otis Taylor	WR	1st	1st	2nd	1st
	Jim Tyrer	T	1st	1st	1st	1st
	Jerrel Wilson	P	--	--	2nd	--



YR.	Player	POS.	ALL-PRO		ALL-AFL	
			AP	UPI	TSN	NEA
1967	–					
	Fred Arbanas	TE	2nd	2nd	--	1st
	Bobby Bell	OLB	1st	1st	1st	2nd
	Buck Buchanan	DT	1st	1st	1st	1st
	Ed Budde	G	2nd	--	--	2nd
	Mike Garrett	RB	1st	1st	1st	1st
	Jerry Mays	DE	2nd	--	1st	--
	Johnny Robinson	S	1st	1st	2nd	1st
	Jan Stenerud	K	--	--	2nd	--
	Otis Taylor	WR	--	--	2nd	--
	Jim Tyrer	T	1st	2nd	1st	2nd

YR.	Player	POS.	ALL-PRO		ALL-AFL		ALL-AFC		
			FW	PFW	AP	UPI	TSN	PFW	NEA
1968	–								
	Bobby Bell	OLB	--	--	1st	1st	1st	--	1st
	Buck Buchanan	DT	2nd	--	1st	1st	2nd	--	1st
	Ed Budde	G	--	--	2nd	2nd	2nd	--	2nd
	Len Dawson	QB	--	--	2nd	2nd	--	--	--
	Robert Holmes	RB	--	--	2nd	2nd	2nd	--	2nd
	Willie Lanier	MLB	--	--	1st	--	2nd	--	1st
	Jim Lynch	OLB	--	--	2nd	2nd	--	--	2nd
	Jerry Mays	DE	--	--	2nd	2nd	1st	--	2nd
	Johnny Robinson	S	--	1st	1st	1st	1st	1st	1st
	Jan Stenerud	K	2nd	--	--	--	1st	--	--
	Jim Tyrer	T	--	--	1st	1st	2nd	1st	1st
	Jerrel Wilson	P	2nd	--	--	--	1st	1st	--

YR.	Player	POS.	ALL-PRO		ALL-AFL		ALL-AFC		
			FW	PFW	AP	UPI	TSN	PFW	NEA
1969	–								
	Bobby Bell	OLB	1st	1st	1st	1st	1st	1st	1st
	Buck Buchanan	DT	--	1st	1st	1st	1st	1st	2nd
	Ed Budde	G	2nd	--	1st	2nd	1st	1st	1st
	Aaron Brown	DE	--	--	--	--	2nd	--	--
	Dave Hill	G	--	--	--	--	2nd	--	--
	E.J. Holub	C	--	--	2nd	--	--	--	--
	Willie Lanier	MLB	--	--	--	2nd	2nd	1st	2nd
	Jim Lynch	LB	--	--	2nd	2nd	--	--	2nd
	Jerry Mays	DE	--	--	2nd	--	2nd	--	--
	Mo Moorman	G	--	--	2nd	--	2nd	--	--
	Johnny Robinson	S	--	--	1st	1st	1st	1st	1st
	Jan Stenerud	K	2nd	--	--	--	1st	--	--
	Emmitt Thomas	CB	--	--	--	--	2nd	--	--
	Jim Tyrer	T	1st	1st	1st	1st	1st	1st	1st

YR.	Player	POS.	ALL-PRO		ALL-AFL		ALL-AFC			
			AP	UPI	FW	PFW	NEA	AP	UPI	TSN
1970	–									
	Bobby Bell	OLB	1st	1st	1st	1st	1st	1st	1st	1st
	Aaron Brown	DE	--	--	--	--	1st	--	--	--
	Buck Buchanan	DT	--	--	--	--	1st	2nd	--	--
	Ed Budde	G	--	--	--	--	--	1st	1st	--
	Jim Tyrer	T	1st	1st	1st	1st	1st	1st	1st	1st
	Willie Lanier	MLB	--	2nd	--	2nd	1st	1st	1st	1st
	Jim Marsalis	CB	1st	2nd	1st	--	1st	1st	1st	1st
	Jerry Mays	DT	--	--	--	--	--	2nd	--	--
	Ed Podolak	RB	--	--	--	--	--	2nd	--	--
	Johnny Robinson	S	1st	1st	1st	1st	1st	1st	1st	1st
	Jan Stenerud	K	1st	1st	--	--	1st	--	1st	--
	Emmitt Thomas	CB	--	--	--	--	--	2nd	--	--



YR.	PLAYER	POS.	AP	ALL-PRO			AP	ALL-AFC		
				FW	PFW	NEA		UPI	TSN	PFW
1971	-									
	Bobby Bell	OLB	--	2nd	1st	2nd	1st	1st	1st	1st
	Aaron Brown	DE	--	--	--	--	1st	2nd	--	--
	Buck Buchanan	DT	--	--	--	2nd	--	2nd	--	1st
	Ed Budde	G	--	--	--	--	--	2nd	--	--
	Curley Culp	DT	--	2nd	--	--	--	--	--	--
	Len Dawson	QB	--	--	--	--	--	2nd	--	--
	Willie Lanier	LB	1st	1st	1st	1st	1st	1st	1st	1st
	Jim Marsalis	CB	--	--	--	--	--	1st	1st	--
	Johnny Robinson	S	--	--	--	--	--	--	1st	--
	Jan Stenerud	K	--	1st	--	--	--	--	--	--
	Otis Taylor	WR	1st	1st	1st	1st	1st	1st	1st	1st
	Emmitt Thomas	CB	--	2nd	--	--	1st	2nd	--	--
	Jim Tyrer	T	--	2nd	1st	2nd	1st	1st	1st	1st
	Jerrel Wilson	P	--	1st	--	--	--	--	1st	1st
1972	-									
	Bobby Bell	LB	--	--	--	--	--	--	1st	--
	Willie Lanier	LB	--	--	1st	2nd	--	1st	1st	1st
	Otis Taylor	WR	--	1st	--	--	--	1st	--	--
	Emmitt Thomas	CB	--	--	--	--	--	2nd	--	--
	Jerrel Wilson	P	--	1st	--	2nd	--	--	1st	1st
1973	-									
	Willie Lanier	MLB	1st	2nd	--	1st	1st	1st	1st	1st
	Jack Rudnay	C	--	--	--	2nd	1st	2nd	--	--
	Jerrel Wilson	P	--	2nd	--	2nd	--	--	--	--
1974	-									
	Willie Lanier	MLB	2nd	2nd	--	1st	1st	1st	1st	1st
	Jack Rudnay	C	--	--	--	2nd	1st	2nd	--	--
	Emmitt Thomas	CB	1st	1st	--	2nd	1st	1st	1st	1st
	Jan Stenerud	K	--	--	--	1st	--	--	--	--
	Jerrel Wilson	P	--	--	--	2nd	--	2nd	--	--
1975	-									
	Willie Lanier	MLB	--	2nd	--	1st	--	2nd	--	--
	Jack Rudnay	C	--	--	--	2nd	--	--	--	--
	Jan Stenerud	K	2nd	2nd	--	2nd	1st	1st	1st	1st
	Emmitt Thomas	CB	2nd	--	--	1st	--	1st	--	1st
	Jerrel Wilson	P	--	--	--	2nd	--	--	--	--
1976	-									
	Jan Stenerud	K	--	--	--	2nd	1st	--	--	--
1977	-									
	None									
1978	-									
	None									
1979	-									
	Bob Grupp	P	--	1st		1st	1st	1st	1st	1st
	Jack Rudnay	C	--	--		2nd	--	--	--	--
	Art Still	DE	--	--		--	--	2nd	--	--
1980	-									
	Gary Barbaro	S	2nd	--	2nd	--	--	--	1st	1st
	J.T. Smith	PR	1st	--	--	1st	1st	--	--	1st
	Art Still	DE	2nd	1st	1st	1st	1st	1st	1st	1st

YR.	PLAYER	POS.	AP	ALL-PRO					ALL-AFC		
				FW	NEA	TSN	PFW	SI	UPI	PFW	
1981 -	Gary Barbaro	S	--	1st	1st	--	--	--	2nd	1st	
	Joe Delaney	RB	--	--	--	--	--	--	1st	1st	
	Gary Green	CB	--	--	2nd	--	--	--	1st	1st	
	Eric Harris	CB	--	--	--	--	--	--	2nd	--	
	Nick Lowery	K	2nd	--	1st	--	--	--	1st	1st	
	J.T. Smith	PR	--	--	--	--	--	--	--	1st	
1982 -	Gary Barbaro	S	--	--	1st	--	--	--	1st	*	
	Gary Green	CB	--	--	--	--	--	--	2nd	*	
	Art Still	DE	--	--	--	--	--	--	2nd	*	
	Nick Lowery	K	--	--	--	--	--	--	2nd	*	
1983 -	Carlos Carson	WR	--	--	--	--	--	--	1st	--	
	Deron Cherry	S	2nd	--	--	--	--	1st	1st	1st	
	Gary Green	CB	--	1st	1st	--	--	--	1st	--	
1984 -	Jim Arnold	P	2nd	--	--	--	--	--	--	--	
	Deron Cherry	S	1st	--	2nd	--	--	--	1st	--	
	Gary Green	CB	--	--	2nd	--	--	--	--	--	
	Art Still	DE	2nd	--	--	--	--	--	2nd	--	
1985 -	Deron Cherry	S	2nd	--	2nd	--	**	--	1st	**	
	Nick Lowery	K	1st	--	1st	--	**	--	2nd	**	
1986 -	Lloyd Burruss	S	--	--	--	--	--	--	1st	--	
	Deron Cherry	S	1st	--	2nd	1st	--	1st	1st	1st	
	Albert Lewis	CB	--	--	2nd	--	--	--	2nd	--	
	Nick Lowery	K	--	--	--	--	--	--	2nd	--	
	Bill Maas	DT	2nd	--	--	--	1st	--	--	1st	
	Art Still	DE	--	--	--	--	--	--	1st	--	
1987 -	Carlos Carson	WR	--	--	--	--	--	--	2nd	--	
	Deron Cherry	S	--	--	--	--	--	--	2nd	--	
	Albert Lewis	CB	--	--	--	--	1st	--	2nd	--	
	Bill Maas	DT	--	--	2nd	--	1st	--	1st	1st	
	Paul Palmer	KR	--	--	--	--	--	--	--	1st	
			AP	FW	NEA	TSN	PFW	SI	USA	UPI	PFW
1988 -	Lloyd Burruss	S	--	--	--	--	--	--	2nd	--	
	Deron Cherry	S	1st	1st	2nd	1st	1st	--	1st	1st	
	Dino Hackett	ILB	--	--	--	--	--	--	2nd	--	
	Albert Lewis	CB	--	--	--	--	--	--	1st	1st	
	Nick Lowery	K	--	--	1st	--	--	1st	2nd	--	
1989 -	Deron Cherry	S	--	--	--	--	--	--	2nd	--	
	Albert Lewis	CB	1st	1st	1st	1st	1st	1st	1st	1st	
	Christian Okoye	RB	1st	1st	1st	1st	1st	--	1st	1st	
	Dan Saleaumua	DT	--	--	--	--	--	1st	--	--	
	Derrick Thomas	OLB	--	--	--	--	--	1st	1st	1st	
	Kevin Ross	S	--	--	--	--	--	--	2nd	--	

YR.	PLAYER	POS.	AP	ALL-PRO						ALL-AFC	
				FW	NEA	TSN	PFW	SI	USA	UPI	PFW
1990	–										
	John Alt	T	2nd	--	--	1st	--	1st	--	1st	--
	Albert Lewis	CB	1st	1st	1st	1st	--	1st	1st	1st	1st
	Nick Lowery	K	1st	1st	1st	1st	1st	--	--	1st	1st
	Kevin Ross	S	2nd	--	--	--	--	--	--	2nd	--
	Dan Saleaumua	DT	--	--	2nd	--	1st	1st	--	--	1st
	Derrick Thomas	OLB	1st	1st	1st	1st	1st	--	1st	1st	1st
1991	–										
	John Alt	T	--	--	--	--	--	1st	--	1st	--
	Derrick Thomas	LB	1st	--	2nd	1st	1st	--	--	1st	1st
	Christian Okoye	RB	--	--	2nd	--	--	--	--	--	1st
			AP	FW	NEA	TSN	PFW	SI	USA	UPI	PFW/A
1992	–										
	Derrick Thomas	LB	--	--	1st	1st	--	--	--	1st	1st
	Neil Smith	DE	--	--	2nd	--	--	--	--	--	--
	Nick Lowery	K	--	--	--	--	--	1st	1st	--	--
1993	–										
	Marcus Allen	RB	--	--	--	--	--	--	--	1st	1st
	Neil Smith	DE	1st	1st	1st	--	1st	--	--	1st	1st
	Derrick Thomas	LB	2nd	--	--	--	--	--	--	1st	--
			AP	FW	TSN		PFW	SI	USA	UPI	PFW/A
1994	–										
	Dale Carter	CB	--	--	--	--	--	--	--	2nd	--
	Neil Smith	DE	--	--	--	--	--	--	--	2nd	--
	Derrick Thomas	LB	2nd	--	--	--	--	--	--	1st	--
1995	–										
	Louie Aguiar	P	2nd	--	--	--	--	--	--	2nd	--
	Dale Carter	CB	2nd	--	--	--	--	1st	--	1st	1st
	Dan Saleaumua	DT	--	--	--	--	1st	--	--	--	1st
	Will Shields	G	--	--	--	--	--	1st	--	--	--
	Neil Smith	DE	2nd	--	--	--	--	--	--	1st	1st
	Dave Szott	G	--	--	--	--	--	--	--	2nd	--
	Derrick Thomas	LB	--	--	--	--	--	--	--	2nd	--
	Tamarick Vanover	KR	--	--	--	--	--	1st	--	--	--
			AP	PFW	TSN		SI	USA		UPI	PFW/A
1996	–										
	Dale Carter	CB	2nd	--	1st	--	--	--	--	1st	1st
	Mark Collins	CB	--	--	--	--	--	--	--	2nd	--
	Will Shields	G	--	--	--	--	--	--	--	2nd	1st
	Derrick Thomas	LB	2nd	--	--	--	1st	--	--	1st	1st
	Tamarick Vanover	KR	--	--	--	--	--	--	--	--	1st
			AP	PFW	TSN		SI	USA		PFW/A	
1997	–										
	Dale Carter	CB	--	--	--	--	--	--	--	1st	--
	James Hasty	CB	--	--	--	--	--	--	--	1st	--
	Pete Stoyanovich	K	--	1st	--	--	1st	1st	--	--	--
	Dave Szott	G	1st	1st	--	--	--	--	--	1st	--
	Tamarick Vanover	KR	--	--	--	--	--	1st	--	1st	--
1998	–										
	None										
1999	–										
	Tony Gonzalez	TE	1st	1st	1st	--	1st	1st	--	1st	--
	James Hasty	CB	--	--	--	--	--	1st	--	--	--
	Tony Richardson	FB	--	--	--	--	1st	--	--	--	--
	Will Shields	G	--	--	1st	--	--	--	--	--	--

YR.	PLAYER	POS.	AP	ALL-PRO					CPFW	ALL-AFC	
				PFW	TSN	SI	USA	FD		FN	PFW/A
2000	–										
	Tony Gonzalez	TE	1st	1st	1st	1st	1st	1st		1st	1st
	Eric Hicks	DE	--	--	--	--	2nd	--		--	--
	Mike Maslowski	ST	--	--	1st	--	--	--		--	--
	Tony Richardson	FB	--	--	1st	--	--	--		--	--
			AP	PFW	TSN	SI	FD	CPFW		FN	PFW/A
2001	–										
	Tony Gonzalez	TE	1st	1st	1st	1st	1st	--		1st	1st
	Priest Holmes	RB	1st	--	--	--	2nd	1st		1st	1st
	Will Shields	G	--	--	--	--	2nd	2nd		1st	1st
			AP	PFW	TSN	SI	FD	CPFW		PFW/A	
2002	–										
	Tony Gonzalez	TE	2nd	1st	1st	--	2nd	--		1st	
	Dante Hall	KR	2nd	--	--	--	2nd	1st		--	
	Priest Holmes	RB	1st	1st	1st	1st	1st	1st		1st	
	Tony Richardson	FB	--	--	--	--	2nd	--		--	
	Willie Roaf	T	2nd	--	--	1st	1st	1st		--	
	Will Shields	G	1st	1st	1st	--	1st	1st		1st	
	Casey Wiegmann	C	--	--	--	1st	--	--		--	
			AP	PFW	TSN	SI	FD	CPFW		PFW/A	
2003	–										
	Tony Gonzalez	TE	1st	1st	1st	1st	1st			1st	
	Dante Hall	PR/KR	1st	1st	1st	1st	1st/2nd			1st	
	Priest Holmes	RB	1st	1st	1st	--	1st			1st	
	Tony Richardson	FB	--	--	--	--	2nd			--	
	Willie Roaf	T	1st	1st	--	--	2nd			1st	
	Will Shields	G	1st	1st	1st	--	1st			1st	
			AP	PFW	TSN	SI	FD	CPFW		PFW/A	
2004	–										
	Tony Gonzalez	TE	2nd	--	--	--	1st	1st		--	
	Tony Richardson	FB	2nd	--	--	--	1st	1st		--	
	Willie Roaf	T	1st	1st	--	--	--	2nd		1st	
	Will Shields	G	2nd	--	--	1st	2nd	1st		1st	
	Brian Waters	G	1st	1st	1st	--	2nd	2nd		--	
2005	–										
	Larry Johnson	RB	2nd	--	--	--				1st	
	Willie Roaf	T	2nd	--	--	--				1st	
	Will Shields	G	2nd	--	--	--				1st	
	Brian Waters	G	1st	--	--	--				--	
2006	–										
	Tony Gonzalez	TE	2nd	--	--	--				--	
	Larry Johnson	RB	1st	1st	--	--				--	
	Will Shields	G	2nd	--	--	--				--	
2007	–										
	Jared Allen	DE	1st	1st	1st	1st				1st	
	Tony Gonzalez	TE	2nd	--	--	--				--	
2008	–										
	Tony Gonzalez	TE	1st	1st	--	--				--	
2009	–										
	None										
2010	–										
	Dwayne Bowe	WR	2nd	--	--	--				--	
	Jamaal Charles	RB	1st	1st	--	--				1st	
	Brian Waters	G								1st	
2011	–										
	Tamba Hali	LB	2nd	--	--	--				--	
	Derrick Johnson	LB	1st	--	--	--				--	

YR.	PLAYER	POS.	AP	ALL-PRO				ALL-AFC PFW/A
				PFW	TSN	SI	FD	
2012	–							
	Jamaal Charles	RB	2nd					1st
	Dustin Colquitt	P						1st
	Derrick Johnson	LB						1st
			AP	PFW	TSN	SI	FD	PFWA
2013	–							
	Eric Berry	S	1st	1st				1st
	Jamaal Charles	RB	1st	1st				1st
	Tamba Hali	LB	2nd					
	Dexter McCluster	PR	2nd	1st				1st
	Dontari Poe	DT	2nd					1st
	Branden Albert	T						1st
	Quintin Demps	KR						1st
	Justin Houston	LB						1st
			AP	PFW	TSN	SI	FD	PFWA
2014	–							
	Justin Houston	LB	1st	1st				1st
	Anthony Sherman	FB	2nd					
	De'Anthony Thomas	RB/WR						1st
			AP	PFW	TSN	SI	FD	PFWA
2015	–							
	Eric Berry	S	1st	1st				1st
	Justin Houston	LB	--	--	1st			
	Marcus Peters	CB	2nd					
	Derrick Johnson	LB						1st
	Marcus Peters	CB						1st
			AP	PFW	TSN	SI	FD	PFWA
2016	–							
	Travis Kelce	TE	1st	1st	1st			1st
	Tyreek Hill	KR/PR	1st	1st	1st			1st
	Marcus Peters	CB	1st	1st	1st			1st
	Eric Berry	S	1st	1st	1st			1st
	Mitchell Schwartz	T	2nd	--	--			
			AP	PFW	TSN	SI	FD	PFWA
2017	–							
	Kareem Hunt	RB						1st
	Travis Kelce	TE	2nd	--	1st			
	Mitchell Schwartz	T	2nd	--	--			1st
			AP	PFWA	TSN			PFWA
2018	–							
	Patrick Mahomes	QB	1st	1st	--			1st
	Tyreek Hill	FLEX	1st	--	--			
	Tyreek Hill	WR	2nd	--	--			1st
	Travis Kelce	TE	1st	1st	--			1st
	Mitchell Schwartz	T	1st	1st	--			1st
	Chris Jones	DL	2nd	--	--			1st
			AP	PFWA	TSN			PFWA
2019	–							
	Mecole Hardman	KR	2nd	--	--			1st
	Chris Jones	DT						1st
	Travis Kelce	TE	2nd	--	1st			1st
	Tyrann Mathieu	DB	1st	--	--			
	Tyrann Mathieu	S	2nd	--	--			
	Mitchell Schwartz	T	2nd	--	--			1st

YR.	PLAYER	POS.	ALL-PRO			ALL-AFC
			AP	PFWA	TSN	
2020 –						
	Tyreek Hill	WR	1st	--	--	1st
	Chris Jones	DT	2nd	--	1st	1st
	Travis Kelce	TE	1st	1st	1st	1st
	Patrick Mahomes	QB	2nd	--	1st	1st
	Tyrann Mathieu	S	1st	1st	1st	1st
			AP	PFWA	TSN	PFWA
2021 –						
	Tyreek Hill	WR	--	--	--	1st
	Creed Humphrey	C	--	--	--	1st
	Chris Jones	DT	2nd	--	1st	1st
	Travis Kelce	TE	2nd	--	1st	--
			AP	PFWA	TSN	PFWA
2022 –						
	Creed Humphrey	C	2nd	--	--	1st
	Chris Jones	DT	1st	1st	--	1st
	Travis Kelce	TE	1st	1st	1st	1st
	Patrick Mahomes	QB	1st	1st	1st	1st
	Joe Thuney	G	2nd	--	--	1st
	Tommy Townsend	P	1st	1st	--	1st
			AP	PFWA	TSN	PFWA
2023 –						
	Creed Humphrey	C	--	--	--	1st
	Chris Jones	DT	1st	1st	1st	1st
	Travis Kelce	TE	--	--	--	1st
	Trent McDuffie	CB	1st	--	--	--
	Joe Thuney	G	1st	1st	1st	1st

Reference: First or second-team All-Pro or All-Conference honors as selected by the following: (AP) Associated Press, (UPI) United Press International, (NEA) Newspaper Enterprise Assoc., (TSN) The Sporting News, (PFW) Pro Football Weekly, (PFWA) Pro Football Writers of America, (USA) USA Today - Gordon Forbes, (SI) Sports Illustrated - Paul Zimmerman, (FD) Football Digest, (FN) Football News, (CPFW) College and Pro Football Newsweekly.

Notes: The Sporting News All-AFL Team was selected by the players in 1960, '62-66 and by the coaches in '61. Pro Football Weekly's selections have been made by the Pro Football Writers of America since '96.

*No team named due to '82 NFLPA Strike. **No team named in '85.

CHIEFS IN THE MISSOURI SPORTS HALL OF FAME

Year	Individual	Chiefs Years	Year	Individual	Chiefs Years
1994	Lamar Hunt	1960-05	2011	Priest Holmes	2001-07
	Len Dawson	1962-75	2012	Emmitt Thomas	1966-78, 2010-18
	Otis Taylor	1965-75		Trent Green	2001-06
	Bill Grigsby	1963-05	2013	Tony Richardson	1995-05
1995	Bobby Bell	1963-74	2014	Ed Podolak	1969-77
1996	Hank Stram	1960-74		Jack Rudnay	1969-82
	Jan Stenerud	1967-79	2015	Nick Lowery	1980-93
1997	Fred Arbanas	1962-70		Eddie Kennison	2001-07
1998	Ed Budde	1963-76	2016	Tim Grunhard	1990-00
1999	Willie Lanier	1967-77		George Toma (Groundskeeper)	1963-91
	Johnny Robinson	1960-71	2017	Bill Kenney	1979-88
2000	Maurice "Mo" Moorman	1968-73	2018	Mike Garrett	1966-70
	Curt Merz	1962-68		Dante Hall	2000-06
2001	Marcus Allen	1993-97		Jim Otis	1971-72
	Dick Vermeil	2001-05	2019	Ted McKnight	1977-81
2002	Deron Cherry	1981-91		Jeremy Maclin	2015-16
2003	Christian Okoye	1987-92	2020	Curley Culp	1968-74
2004	Art Still	1978-87		Derrick Johnson	2005-17
	Jim Kearney	1967-75		Dan Meers (KC Wolf)	1989-Present
2005	Carl Peterson	1989-07		Bud Epps (Trainer)	1984-05
2006	Gary Spani	1978-86	2021	Derrick Thomas	1989-99
2007	Curtis McClinton	1962-69	2022	Willie Roaf	2002-05
2008	Neil Smith	1988-96	2023	Danan Hughes	1993-98
2009	Will Shields	1993-06	2024	Casey Wiegmann	2001-07, 2010-11
2010	Marty Schottenheimer	1989-98		Porter Ellett	2017-Present



USA TODAY ALL-JOE TEAM

The USA Today All-Joe Team takes its name from former Chiefs DT Joe Phillips who played 14 seasons for Kansas City, San Diego, St. Louis and Minnesota before retiring following the 1999 season. According to USA Today's Larry Weisman, the All-Joe Team is represented by "hard-working, overlooked, underappreciated players who do the dirty work simply because that's their lot in life." This honor was awarded from 1992-2014 and through those years, 35 Chiefs players were acknowledged for their performances.

1992	C	Tim Grunhard	2004	DE	Jared Allen
	DT	Joe Phillips		LS	Kendall Gammon
1994	TE	Derrick Walker		C	Casey Wiegmann
1995	G	Will Shields	2005	C	Casey Wiegmann
1996	G	Dave Szott	2006	DE	Jared Allen
1997	C	Tim Grunhard		QB	Damon Huard
	WR	Danan Hughes		C	Casey Wiegmann
	G	Dave Szott	2007	C	Casey Wiegmann
	Off. Coord.	Paul Hackett	2008	WR	Dwayne Bowe
2000	DE	Eric Hicks		CB	Brandon Carr
	LB	Mike Maslowski	2009	LB	Tamba Hali
2001	FB	Tony Richardson	2010	LB	Derrick Johnson
	P	Dan Stryzinski		G	Ryan Lilja
2002	K	Morten Andersen	2011	CB	Brandon Flowers
	LB	Marvcus Patton	2012	T	Eric Winston
	C	Casey Wiegmann	2013	OL	Geoff Schwartz
2003	ST	Gary Stills			
	S	Greg Wesley			
	C	Casey Wiegmann			



RETIRED JERSEYS

STENERUD
3

JAN STENERUD • KICKER • 1967-79

The first pure placekicker inducted in the Pro Football Hall of Fame, K Jan Stenerud played 19 NFL seasons, including 13 with Kansas City.



LEN DAWSON • QUARTERBACK • 1962-75

The standard-bearer for Chiefs signal callers for decades, QB Len Dawson retired as the franchise's all-time leading passer. The Pro Football Hall of Fame QB led the club to three AFL titles and the franchise's first world championship in Super Bowl IV.

DAWSON
16

THOMAS
18

EMMITT THOMAS • CORNERBACK • 1966-78

The Chiefs career leader with 58 interceptions, CB Emmitt Thomas played in 181 games over his Hall of Fame career with Kansas City.



ABNER HAYNES • RUNNING BACK • 1960-64

One of the offensive stars during the Texans/Chiefs first five years, RB Abner Haynes led the club in rushing four times.

HAYNES
28

JOHNSON
33

STONE JOHNSON • RUNNING BACK • 1963

A sprinter in the '60 Olympics in Rome and a QB at Grambling State, RB Stone Johnson's athletic career came to a tragic end during his rookie season of '63. Johnson suffered a fractured vertebra in his neck in a preseason game against the Houston Oilers in Wichita, Kansas and died just 10 days later on Sept. 8, 1963.



MACK LEE HILL • RUNNING BACK • 1964-65

An AFL All-Star as a rookie in '64, RB Mack Lee Hill rushed for 1,203 yards in just 27 games with the Chiefs. Hill tragically died on the operating table after suffering a knee injury late in the '65 season.

HILL
36

THOMAS
58

DERRICK THOMAS • LINEBACKER • 1989-99

The most prolific pass rusher in Chiefs history, Pro Football Hall of Fame LB Derrick Thomas was the heart and soul of the club's dominating defense throughout the '90s and owns the NFL's single-game sack record (7.0 vs. Seattle - 11/11/90).



WILLIE LANIER • LINEBACKER • 1967-77



A Pro Football Hall of Famer, LB Willie Lanier played 11 seasons for the Chiefs and was named to the NFL's 75th Anniversary All-Time Team.

LANIER
63

BELL
78

BOBBY BELL • LINEBACKER • 1963-74

Perhaps the greatest outside linebacker to ever play the game, LB Bobby Bell was the first Chiefs player to enter the Pro Football Hall of Fame in '83.



BUCK BUCHANAN • DEFENSIVE TACKLE • 1963-77

A pivotal member of the great Chiefs defense of the '60s and '70s, DT Buck Buchanan was enshrined in the Pro Football Hall of Fame.

BUCHANAN
86

AFL ALL-STAR SELECTIONS



1960

No All-Star game was played following the AFL's first season in '60.

1961

(January 7, 1962)

Mel Branch, DE
Chris Burford, WR
Cotton Davidson, QB[†]
Jon Gilliam, C
Abner Haynes, RB
Sherrill Headrick, LB
E.J. Holub, LB
Bill Krisher, G
Paul Rochester, DT
David Webster, DB

1962

(January 13, 1963)

Fred Arbanas, TE
Mel Branch, DE
Jerry Cornelison, T
Len Dawson, QB
Dave Grayson, DB
Abner Haynes, RB
Sherrill Headrick, LB
E.J. Holub, LB
Jerry Mays, DE
Curtis McClinton, RB**
Marvin Terrell, G
Jim Tyrer, T

1963

(January 19, 1964)

Fred Arbanas, TE
Mel Branch, DE
Ed Budde, G
Walter Corey, LB
Dave Grayson, DB
Johnny Robinson, S
Jim Tyrer, T
Duane Wood, DB

1964

(January 16, 1965)

Fred Arbanas, TE
Bobby Bell, LB
Tommy Brooker, K
Buck Buchanan, DT
Len Dawson, QB
Dave Grayson, DB
Abner Haynes, RB
Mack Lee Hill, RB
E.J. Holub, LB
Bobby Hunt, DB
Jerry Mays, DE
Johnny Robinson, S
Jim Tyrer, T

1965

(January 15, 1966)

Fred Arbanas, TE
Bobby Bell, LB
Buck Buchanan, DT
Ed Budde, G
Sherrill Headrick, LB
E.J. Holub, LB
Frank Jackson, WR
Jerry Mays, DE
Johnny Robinson, S
Jim Tyrer, T

1966

(January 21, 1967)

Bobby Bell, LB
Buck Buchanan, DT
Ed Budde, G
Len Dawson, QB
Mike Garrett, RB
Sherrill Headrick, LB
E.J. Holub, LB
Jerry Mays, DE
Curtis McClinton, RB
Johnny Robinson, S
Otis Taylor, WR
Jim Tyrer, T

1967

(January 21, 1968)

Fred Arbanas, TE
Bobby Bell, LB
Buck Buchanan, DT
Ed Budde, G
Len Dawson, QB
Mike Garrett, RB
Jerry Mays, DE
Curtis McClinton, RB
Johnny Robinson, S

1968

(January 19, 1969)

Bobby Bell, LB
Buck Buchanan, DT
Ed Budde, G
Len Dawson, QB**
Willie Lanier, LB
Jim Lynch, LB
Jerry Mays, DE
Johnny Robinson, S
Jan Stenerud, K
Emmitt Thomas, CB
Jim Tyrer, T

1969

(January 17, 1970)

Bobby Bell, LB
Buck Buchanan, DT
Ed Budde, G
Curley Culp, DT
Len Dawson, QB
Robert Holmes, RB
Willie Lanier, LB
Mike Livingston, QB
Jim Marsalis, CB
Jan Stenerud, K
Jim Tyrer, T

KEY

[†] Player of the Game

** Outstanding Offensive Player



Four-time AFL All-Star LB Sherrill Headrick alongside Hank Stram and Jack Steadman.



ALL-TIME AFL TEAM, 1960-69



OFFENSE

Lance Alworth, San Diego Chargers Wide Receiver
Don Maynard, New York Jets Wide Receiver
Fred Arbanas, Kansas City Chiefs **Tight End**
Ron Mix, San Diego Chargers Tackle
Jim Tyrer, Kansas City Chiefs **Tackle**
Ed Budde, Kansas City Chiefs **Guard**
Billy Shaw, Buffalo Bills Guard
Jim Otto, Oakland Raiders Center
Joe Namath, New York Jets Quarterback
Clem Daniels, Oakland Raiders Running Back
Paul Lowe, San Diego Chargers Running Back

(Chosen by AFL Members of the Hall of Fame Selection Committee)

DEFENSE

Jerry Mays, Kansas City Chiefs **End**
Gerry Philbin, New York Jets End
Houston Antwine, Boston Patriots Tackle
Tom Sestak, Buffalo Bills Tackle
Bobby Bell, Kansas City Chiefs **Linebacker**
George Webster, Houston Oilers Linebacker
Nick Buoniconti, Boston Patriots M-Linebacker
Willie Brown, Oakland Raiders Cornerback
Dave Grayson, Oakland Raiders Cornerback
Johnny Robinson, Kansas City Chiefs **Safety**
George Saimes, Buffalo Bills Safety

SPECIALISTS

George Blanda, Oakland Raiders Kicker
Jerrel Wilson, Kansas City Chiefs **Punter**



CHIEFS INDIVIDUAL RECORDS

SERVICE

Most Seasons, Active Players

15	Jerrel Wilson	1963-77
15	Dustin Colquitt	2005-19
14	Len Dawson	1962-75
14	Ed Budde	1963-76
14	Nick Lowery	1980-93
14	Will Shields	1993-06
13	Jim Tyrer	1961-73
13	Buck Buchanan	1963-75
13	Emmitt Thomas	1966-78
13	Jan Stenerud	1967-79
13	Jack Rudnay	1970-82
13	John Alt	1984-96
13	Derrick Johnson	2005-17
12	Johnny Robinson	1960-71
12	Bobby Bell	1963-74
12	Dave Hill	1963-74
12	Mike Livingston	1968-79
12	Henry Marshall	1976-87
12	Tony Gonzalez	1997-08
12	Tamba Hali	2006-17

Most Games Played, Career (All 175+)

238	Dustin Colquitt	2005-19
224	Will Shields	1993-06
212	Nick Lowery	1980-93
203	Jerrel Wilson	1963-77
190	Tony Gonzalez	1997-08
186	Jan Stenerud	1967-79
183	Len Dawson	1962-75
182	Buck Buchanan	1963-75
182	Derrick Johnson	2005-17
181	Emmitt Thomas	1966-78
180	Jim Tyrer	1961-73
179	John Alt	1984-96
178	Jack Rudnay	1970-82
177	Ed Budde	1963-76
177	Tamba Hali	2006-17

Most Games Started, Career (Since 1968)

223	Will Shields	1993-06
174	Tony Gonzalez	1997-08
171	Jack Rudnay	1970-82
169	Derrick Johnson	2005-17
164	Tim Grunhard	1990-00
157*	Len Dawson (*Since 1962)	1962-75
157	Derrick Thomas	1989-99
157	Tamba Hali	2006-17

Most Starts, Rookie, Season

17	Creed Humphrey	2021
17	Trey Smith	2021
17	George Karlaftis	2022
16	Sylvester Hicks	1978
16	Art Still	1978
16	Dave Lutz	1983
16	Kevin Ross	1984
16	Dino Hackett	1986
16	Derrick Thomas	1989
16	Greg Wesley	2000
16	Derrick Johnson	2005
16	Tamba Hali	2006
16	Brandon Carr	2008
16	Glenn Dorsey	2008
16	Eric Berry	2010
16	Dontari Poe	2012
16	Zach Fulton	2014
16	Marcus Peters	2015
16	Kareem Hunt	2017
16	Juan Thornhill	2019

Most Consecutive Games Played, Career

224	Will Shields (Sept. 5, 1993 - Dec. 31, 2006)
186	Jan Stenerud (Sept. 9, 1967 - Dec. 16, 1979)
184	Dustin Colquitt (Nov. 9, 2008 - Dec. 29, 2019)
180	Jim Tyrer (Sept. 10, 1961 - Dec. 2, 1973)
168	Bobby Bell (Sept. 7, 1963 - Dec. 14, 1974)
166	Buck Buchanan (Sept. 7, 1963 - Dec. 1, 1974)

Most Consecutive Games Started (Since 1968)

223	Will Shields (Sept. 12, 1993 - Dec. 31, 2006)
144	Emmitt Thomas (Sept. 28, 1968 - Oct. 15, 1978)
134	Jim Lynch (Sept. 9, 1968 - Nov. 6, 1977)
120	Tim Grunhard (Sept. 5, 1993 - Oct. 29, 2000)
120	Tony Gonzalez (Sept. 19, 1999 - Nov. 12, 2006)

Most Consecutive Games Started To Begin Career

101	Gary Barbaro	1976-82
64	Brandon Carr	2008-11
51	Art Still	1978-81

51	Creed Humphrey	2021-23
41	Tamba Hali	2006-08

Most Games Started, Quarterback, Career

158	Len Dawson	1962-75
96	Patrick Mahomes	2017-23
88	Trent Green	2001-06
77	Bill Kenney	1979-88
76	Alex Smith	2013-17

Most Consecutive Games Started, Quarterback

81	Trent Green (Sept. 9, 2001 - Sept. 10, 2006)
50	Patrick Mahomes (Sept. 12, 2021 - Dec. 31, 2023)
44	Len Dawson (Oct. 31, 1965 - Nov. 3, 1968)
35	Steve DeBerg (Nov. 26, 1989 - Dec. 8, 1991)
28	Steve Bono (Sept. 3, 1995 - Nov. 24, 1996)
28	Elvis Grbac (Dec. 26, 1998 - Nov. 19, 2000)
28	Len Dawson (Sept. 8, 1962 - Nov. 8, 1963)

Most Consecutive Seasons Starting Every Game, QB

5	Trent Green	2001-05
2	Len Dawson	1966-67
2	Patrick Mahomes	2021-22

SCORING

POINTS

Most Points, Career (All 400+)

1,466	Nick Lowery	1980-93
1,231	Jan Stenerud	1967-79
900	Harrison Butker	2017-23
517	Ryan Succop	2009-13
500	Priest Holmes	2001-07
472	Travis Kelce	2013-23
462	Tony Gonzalez	1997-08
442	Pete Stoyanovich	1996-00
402	Tyreek Hill	2016-21

Most Seasons, 100 or More Points

11	Nick Lowery	1981, '83-86, '88-93
6	Harrison Butker	2017-21, '23
5	Jan Stenerud	1967-71
4	Ryan Succop	2009-10, '12-13
3	Pete Stoyanovich	1997-99
3	Lawrence Tynes	2004-06
3	Cairo Santos	2014-16
2	Lin Elliott	1994-95
2	Morten Andersen	2002-03
2	Priest Holmes	2002-03
2	Larry Johnson	2005-06
1	Jack Spikes	1960
1	Abner Haynes	1962
1	Todd Peterson	2001
1	Jamaal Charles	2013
1	Tyreek Hill	2020

Most Points, Season (All 125+)

162	Priest Holmes	2003
147	Harrison Butker	2019
144	Priest Holmes	2002
142	Harrison Butker	2017
139	Nick Lowery	1990
137	Harrison Butker	2018, 2023
129	Jan Stenerud	1968
129	Cairo Santos	2015
129	Cairo Santos	2016
126	Larry Johnson	2005
125	Lawrence Tynes	2005

Most Points, Non-Kickers, Rookie, Season

72	Abner Haynes	1960
72	Tyreek Hill	2016
66	Billy Jackson	1981
66	Kareem Hunt	2017
48	Johnny Robinson	1960
48	Mike Garrett	1966

Most Kicking Points, Rookie, Season

142	Harrison Butker	2017
113	Cairo Santos	2014
108	Jan Stenerud	1967
104	Ryan Succop	2009
74	Jack Spikes	1960

Most Points, Game

30	Abner Haynes vs. Oakland	Nov. 26, 1961
30	Jamaal Charles at Oakland	Dec. 15, 2013
24	Frank Jackson vs. Denver	Dec. 10, 1961
24	Abner Haynes vs. Boston	Sept. 8, 1962
24	Frank Jackson at San Diego	Dec. 13, 1964

CHIEFS INDIVIDUAL RECORDS

24	Bert Coan at Denver	Oct. 23, 1966
24	Priest Holmes at Cleveland	Sept. 8, 2002
24	Priest Holmes vs. Atlanta	Oct. 24, 2004
24	Derrick Blaylock vs. Atlanta	Oct. 24, 2004
24	Larry Johnson vs. Seattle	Oct. 29, 2006
24	Travis Kelce vs. Las Vegas	Oct. 10, 2022

TOUCHDOWNS

Most Touchdowns, Career (All 60+)

83	Priest Holmes (76 rush, 7 rec.)	2001-07
77	Travis Kelce (74 rec., 2 rush, 1 fum.)	2013-23
76	Tony Gonzalez (0 rush, 76 rec.)	1997-08
67	Tyreek Hill (6 rush, 56 rec. 1 KR, 4 PR)	2016-21
64	Jamaal Charles (43 rush, 20 rec., 1 KR)	2008-16
61	Larry Johnson (55 rush, 6 rec.)	2003-09
60	Otis Taylor (3 rush, 57 rec.)	1965-75

Most Touchdowns, Season

27	Priest Holmes (27 rush, 0 rec.)	2003
24	Priest Holmes (21 rush, 3 rec.)	2002
21	Larry Johnson (20 rush, 1 rec.)	2005
19	Abner Haynes (13 rush, 6 rec.)	1962
19	Larry Johnson (17 rush, 2 rec.)	2006
19	Jamaal Charles (12 rush, 7 rec.)	2013

Most Touchdowns, Rookie, Season

12	Abner Haynes (9 rush, 3 rec.)	1960
12	Tyreek Hill (3 rush, 6 rec., 2 PR, 1 KR)	2016
11	Billy Jackson (10 rush, 1 rec.)	1981
11	Kareem Hunt (8 rush, 3 rec.)	2017
9	Johnny Robinson (4 rush, 4 rec., 1 PR)	1960
8	Mike Garrett (6 rush, 1 rec., 1 PR)	1966

Most Touchdowns, Game

5	Abner Haynes vs. Oakland	Nov. 26, 1961
5	Jamaal Charles at Oakland	Dec. 15, 2013
4	Frank Jackson vs. Denver	Dec. 10, 1961
4	Abner Haynes vs. Boston	Sept. 8, 1962
4	Frank Jackson at San Diego	Dec. 13, 1964
4	Bert Coan at Denver	Oct. 23, 1966
4	Priest Holmes at Cleveland	Sept. 8, 2002
4	Priest Holmes vs. Atlanta	Oct. 24, 2004
4	Derrick Blaylock vs. Atlanta	Oct. 24, 2004
4	Larry Johnson vs. Seattle	Oct. 29, 2006
4	Travis Kelce vs. Las Vegas	Oct. 10, 2022
3	46 times;	
	Last, Travis Kelce at Los Angeles Chargers	Nov. 21, 2022

Most Consecutive Games Scoring Touchdowns

11	Priest Holmes	2002
9	Larry Johnson	2006
8	Priest Holmes	2003-04
8	Larry Johnson	2004-05
8	Jamaal Charles	2014
8	Kareem Hunt	2018
7	Marcus Allen	1993
7	Priest Holmes	2004-05
7	Larry Johnson	2005
7	Dwayne Bowe	2010
7	Jamaal Charles	2013

POINTS AFTER TOUCHDOWNS

Most Points After TD Attempted, Career

483	Nick Lowery	1980-93
409	Jan Stenerud	1967-79
327	Harrison Butker	2017-23
164	Pete Stoyanovich	1996-00
160	Ryan Succop	2009-13

Most Points After TD Attempted, Season

69	Harrison Butker	2018
60	Lawrence Tynes	2004
59	Morten Andersen	2003
54	Harrison Butker	2020
52	Ryan Succop	2013

Most Points After TD Attempted, Game

8	Tommy Brooker at Denver	Sept. 7, 1963
8	Mike Mercer at Denver	Oct. 23, 1966
8	Lawrence Tynes vs. Atlanta	Oct. 24, 2004
8	Ryan Succop at Oakland	Dec. 15, 2013

Most Points After TD Made, Career

479	Nick Lowery	1980-93
394	Jan Stenerud	1967-79
309	Harrison Butker	2017-23
163	Pete Stoyanovich	1996-00
160	Ryan Succop	2009-13

Most Points After TD Made, Season

65	Harrison Butker	2018
----	-----------------	------

58	Morten Andersen	2003
58	Lawrence Tynes	2004
52	Ryan Succop	2013
51	Morten Andersen	2002

Most Points After TD Made, Game

8	Tommy Brooker at Denver	Sept. 7, 1963
8	Mike Mercer at Denver	Oct. 23, 1966
8	Lawrence Tynes vs. Atlanta	Oct. 24, 2004
8	Ryan Succop at Oakland	Dec. 15, 2013
7	Cotton Davidson vs. Denver	Dec. 10, 1961
7	Tommy Brooker at N.Y. Titans	Nov. 11, 1962
7	Jack Spikes vs. Denver	Dec. 8, 1963
7	Tommy Brooker vs. Denver	Nov. 1, 1964
7	Tommy Brooker vs. Houston	Nov. 28, 1965
7	Jan Stenerud vs. Denver	Oct. 29, 1967
7	Morten Andersen vs. Arizona	Dec. 1, 2002
7	Morten Andersen vs. St. Louis	Dec. 8, 2002
7	Lawrence Tynes at Tennessee	Dec. 13, 2004

Most Consecutive Points After TD made

198	Nick Lowery	1983-89
160	Ryan Succop	2009-13
155	Jan Stenerud	1968-73
149	Tommy Brooker	1962-66

Highest Point After Percentage, Career (minimum 100 PATs)

100.00	Ryan Succop (160-160)	2009-13
100.00	Tommy Brooker (149-149)	1962-66
99.39	Pete Stoyanovich (163-164)	1996-00
99.17	Nick Lowery (479-483)	1980-93
99.09	Morten Andersen (109-110)	2002-03
97.16	Lawrence Tynes (137-141)	2004-06

FIELD GOALS

Most Field Goals Attempted, Career (All 100+)

436	Jan Stenerud	1967-79
410	Nick Lowery	1980-93
221	Harrison Butker	2017-23
147	Ryan Succop	2009-13
115	Pete Stoyanovich	1996-00
105	Cairo Santos	2014-17

Most Field Goals Attempted, Season (All 40+)

44	Jan Stenerud	1971
42	Jan Stenerud	1970
42	Harrison Butker	2017
40	Jan Stenerud	1968

Most Field Goals Attempted, Game

7	Jan Stenerud vs. Buffalo	Dec. 19, 1971
7	Cairo Santos at Cincinnati	October 4, 2015
6	Tommy Brooker vs. San Diego	Dec. 16, 1962
6	Jan Stenerud	6 times
	Last, at Washington	Oct. 10, 1976
6	Todd Peterson vs. Denver	Dec. 16, 2001
6	Ryan Succop at New Orleans	Sept. 23, 2012
6	Harrison Butker vs. Miami	Dec. 24, 2017
6	Harrison Butker vs. Cincinnati	Dec. 31, 2023

Most Seasons Leading League, Field Goals Made

3	Jan Stenerud	1967, '70, '75
1	Nick Lowery	1990
1	Harrison Butker	2019

Most Field Goals Made, Career

329	Nick Lowery	1980-93
279	Jan Stenerud	1967-79
197	Harrison Butker	2017-23
119	Ryan Succop	2009-13
93	Pete Stoyanovich	1996-00

Most Field Goals Made, Season (All 30+)

38	Harrison Butker	2017
34	Nick Lowery	1990
34	Harrison Butker	2019
33	Harrison Butker	2023
31	Cairo Santos	2016
30	Jan Stenerud	1968, '70
30	Cairo Santos	2015

Most Field Goals Made, Rookie, Season

*38	Harrison Butker	2017
25	Ryan Succop	2009
25	Cairo Santos	2014
21	Jan Stenerud	1967
13	Jack Spikes	1960
12	Tommy Brooker	1962
	*NFL RECORD	

Most Field Goals Made, Game

7	Cairo Santos at Cincinnati	Oct. 4, 2015
---	----------------------------	--------------

CHIEFS INDIVIDUAL RECORDS

6	Ryan Succop at New Orleans	Sept. 23, 2012
6	Harrison Butker vs.Cincinnati	Dec. 31, 2023
5	Jan Stenerud	3 times
	Last; vs. Buffalo	Dec. 19, 1971
5	Nick Lowery	4 times
	Last; vs. Denver	Sept. 20, 1993
5	Ryan Succop vs. Minnesota	Oct. 2, 2011
5	Cairo Santos at Denver	Nov. 15, 2015
5	Harrison Butker	4 times
	Last; vs. Denver	Dec. 6, 2020
4	Tommy Brooker vs. San Diego	Dec. 16, 1962
4	Mike Mercer at N.Y. Jets	Nov. 27, 1966
4	Lin Elliott vs. Seattle	Dec. 24, 1995
4	Jan Stenerud	12 times
	Last; at Washington	Oct. 10, 1976
4	Nick Lowery	9 times
	Last; at Denver	Oct. 4, 1992
4	Pete Stoyanovich	4 times
	Last; vs. Denver	Sept. 19, 1999
4	Todd Peterson vs. Denver	Dec. 16, 2001
4	Lawrence Tynes	2 times
	Last; vs. Denver	Nov. 23, 2006
4	Nick Novak vs. Denver	Sept. 28, 2008
4	Ryan Succop	4 times
	Last; at Tennessee	Oct. 6, 2013
4	Cairo Santos	5 times
	Last; at Carolina	Nov. 13, 2016
4	Harrison Butker	7 times
	Last; vs. Denver	Oct. 12, 2023

Most Consecutive Games Scoring Field Goals

16	Harrison Butker	2019-20
15	Lawrence Tynes	2004-05
14	Jan Stenerud	1970
14	Harrison Butker	2017-18
14	Harrison Butker	2021-22
12	Pete Stoyanovich	1997-98

Most Consecutive Games Scoring Field Goals, Single Season

14	Jan Stenerud	1970
14	Harrison Butker	2019
13	Harrison Butker	2017
12	Lawrence Tynes	2005
12	Harrison Butker	2021

Most Consecutive Field Goals Made

24	Harrison Butker	2022-23
23	Harrison Butker	2017
22	Pete Stoyanovich	1997-98
22	Ryan Succop	2011
21	Nick Lowery	1990
21	Nick Lowery	1991

Longest Field Goal

62	Harrison Butker vs. Buffalo	Oct. 16, 2022
60	Harrison Butker vs. Denver	Oct. 12, 2023
59	Matthew Wright vs. Las Vegas	Oct. 10, 2022
58	Nick Lowery at Washington	Sept. 18, 1983
58	Nick Lowery vs. L.A. Raiders	Sept. 12, 1985
58	Harrison Butker at L.A. Chargers	Sept. 20, 2020
58	Harrison Butker at L.A. Chargers	Sept. 20, 2020

Highest Field Goal Percentage, Career (100 Attempts)

89.1	Harrison Butker (197-221)	2017-23
84.8	Cairo Santos (89-105)	2014-17
81.0	Ryan Succop (119-147)	2009-13
80.9	Pete Stoyanovich (93-115)	1996-00
80.2	Nick Lowery (329-410)	1980-93

Highest Field Goal Percentage, Season

96.3	Pete Stoyanovich (26-27)	1997
94.3	Harrison Butker (33-35)	2023
92.6	Harrison Butker (25-27)	2020
91.9	Nick Lowery (34-37)	1990
91.6	Nick Lowery (22-24)	1992

Highest Field Goal Percentage, Career at GEHA Field at Arrowhead

88.1	Pete Stoyanovich (52-59)	1996-00
88.0	Harrison Butker (103-117)	2017-23
85.6	Nick Lowery (179-209)	1980-93
82.4	Ryan Succop (61-74)	2009-13
79.2	Cairo Santos (38-48)	2014-17

Attempts Less Than 40 Yards, Season (15 Attempts)

23-26	Cairo Santos	2016
24-25	Harrison Butker	2017
21-23	Harrison Butker	2023
21-22	Pete Stoyanovich	1998
21-21	Nick Lowery	1991
16-20	Ryan Succop	2012
18-19	Harrison Butker	2019
18-18	Harrison Buker	2020
17-18	Cairo Santos	2014
17-18	Cairo Santos	2015

17-17	Ryan Succop	2009
16-16	Morten Andersen	2002
16-16	Harrison Butker	2018
15-16	Ryan Succop	2013
14-15	Ryan Succop	2011

Most Field Goals, No Misses, Game

7	Cairo Santos at Cincinnati	Oct. 4, 2015
6	Ryan Succop at New Orleans	Sept. 23, 2012
6	Harrison Butkervs. Cincinnati	Dec.31, 2023
5	Jan Stenerud at Buffalo	Nov. 2, 1969
5	Jan Stenerud vs. Buffalo	Dec. 7, 1969
5	Nick Lowery vs. L.A. Raiders	Sept. 12, 1985
5	Nick Lowery vs. Cincinnati	Nov. 13, 1988
5	Nick Lowery at Chicago	Dec. 29, 1990
5	Nick Lowery vs. Denver	Sept. 20, 1993
5	Ryan Succop vs. Minnesota	Oct. 2, 2011
5	Harrison Butker at Houston	Oct. 8, 2017
5	Harrison Butker vs. Denver	Oct. 30, 2017
5	Harrison Butker vs. Denver	Dec. 6, 2020

Most Field Goals, 50 or More Yards, Career

28	Harrison Butker	2017-23
20	Nick Lowery	1980-93
12	Jan Stenerud	1967-79
9	Ryan Succop	2009-13
7	Cairo Santos	2014-16

Most Field Goals, 50 or More Yards, Season

7	Harrison Butker	2021
5	Harrison Butker	2023
4	Nick Lowery	1980
4	Cairo Santos	2015
4	Harrison Butker	2017, 2020
3	Nick Lowery	1985, 1988
3	Ryan Succop	2011
3	Harrison Butker	2019, 2022

Most Field Goals, 50 or More Yards, Game

2	Nick Lowery vs. Seattle	Sept. 14, 1980
2	Nick Lowery at New Orleans	Sept. 8, 1985
2	Nick Lowery at Detroit	Nov. 26, 1987
2	Lawrence Tynes at Miami	Oct. 21, 2005
2	Ryan Succop vs. Minnesota	Oct. 2, 2011
2	Cairo Santos at Cincinnati	Oct. 4, 2015
2	Harrison Butker at L.A. Chargers	Sept. 20, 2020
2	Harrison Butker vs. Denver	Oct. 12, 2023

DEFENSE / SPECIAL TEAMS SCORING

Most Defensive Touchdowns, Career

8	Bobby Bell (6 INTs, 2 FRs)	1963-74
5	Emmitt Thomas (5 INTs)	1966-78
5	Jim Kearney (5 INTs)	1967-75
5	Eric Berry (5 INTs)	2010-18
4	Lloyd Burruss (4 INTs)	1981-91
4	Derrick Thomas (4 FRs)	1989-99
4	James Hasty (3 INTs, 1 FR)	1995-99
4	Derrick Johnson (4 INTs)	2005-17
4	Daniel Sorensen (4 INTs)	2014-21

Most Defensive Touchdowns, Season

4	Jim Kearney (4 INTs)	1972
3	David Webster (2 INTs, 1 FR)	1960
3	Lloyd Burruss (3 INTs)	1986
3	Charles Mincy (2 INTs, 1 FR)	1992
3	Mark McMillian (3 INTs)	1997

Most Defensive Touchdowns, Game

2	Jim Kearney at Denver	Oct. 1, 1972
2	Lloyd Burruss vs. San Diego	Oct. 19, 1986
2	Cris Dishman at Oakland	Nov. 28, 1999
2	Derrick Johnson at Denver	Jan. 3, 2010

Most Special Teams Touchdowns, Career

11	Dante Hall (5 PRs, 6 KORs)	2000-06
8	Tamarick Vanover (4 PRs, 4 KORs)	1995-99
5	Tyreek Hill (4 PRs, 1 KOR)	2016-21
4	J.T. Smith (4 PRs)	1978-84
3	Dexter McCluster (3 PRs)	2010-13

Most Special Teams Touchdowns, Season

4	Dante Hall (2 PRs, 2 KRs)	2003
3	Tamarick Vanover (2 KRs, 1 PR)	1995
3	Dante Hall (2 PRs, 1 KR)	2002
3	Tyreek Hill (2 PRs, 1 KR)	2016
2	Eight players tied	
	Last;Dexter McCluster (2 PRs)	2013

Most Safeties, Career

3	Derrick Thomas	1989-98
2	Bill Maas	1984-92
2	Dan Saleaumua	1989-96



CHIEFS INDIVIDUAL RECORDS

1	Buck Buchanan	1963-75
1	Willie Lanier	1967-77
1	John Lohmeyer	1973, '75-77
1	Ed Beckman	1977-84
1	Dino Hackett	1986-92
1	Albert Lewis	1983-93
1	Rob McGovern	1989-90
1	Joe Phillips	1992-97
1	Mikhael Ricks	2000-01
1	Bernard Pollard	2006-08
1	Tamba Hali	2006-16
1	Justin Houston	2011-18
1	D.J. Alexander	2015-16
1	Chris Jones	2016-23
1	Frank Clark	2019-22

Most Safeties, Season

1	Buck Buchanan	1968
1	Willie Lanier	1974
1	John Lohmeyer	1976
1	Ed Beckman	1978
1	Dino Hackett	1988
1	Albert Lewis	1988
1	Bill Maas	1988, '90
1	Rob McGovern	1989
1	Dan Saleaumua	1991, '96
1	Derrick Thomas	1994, '97, '98
1	Joe Phillips	1997
1	Mikhael Ricks	2001
1	Bernard Pollard	2007
1	Tamba Hali	2009
1	Justin Houston	2012
1	D.J. Alexander	2015
1	Chris Jones	2020
1	Frank Clark	2022

TWO-POINT CONVERSIONS

Most Two-Point Conversions, Career

5	Travis Kelce	2013-23
3	Tony Gonzalez	1997-08
3	Patrick Mahomes	2017-23
2	Bo Dickinson	1960-61
2	Curtis McClinton	1962-69
2	Jerrel Wilson	1963-77
2	Reg Carolan	1964-68
2	Trent Green	2001-06
2	Eddie Kennison	2001-07

Most Two-Point Conversions, Season

2	Bo Dickinson	1961
2	Travis Kelce	2015

Most Two-Point Conversion Passes, Career

8	Len Dawson	1962-75
7	Patrick Mahomes	2017-23
4	Trent Green	2001-06
4	Alex Smith	2013-17
2	Randy Duncan	1961
2	Elvis Grbac	1997-00

RUSHING

RUSHING ATTEMPTS

Most Seasons Leading League in Rushing

1	Abner Haynes	1960
1	Christian Okoye	1989
1	Priest Holmes	2001
1	Kareem Hunt	2017

Most Rushing Attempts, Career

1,375	Larry Johnson	2003-09
1,332	Jamaal Charles	2008-16
1,321	Priest Holmes	2001-07
1,246	Christian Okoye	1987-92
1,157	Ed Podolak	1969-77

Most Rushing Attempts, Season

*416	Larry Johnson	2006
370	Christian Okoye	1989
336	Larry Johnson	2005
327	Priest Holmes	2001
320	Priest Holmes	2003

*NFL RECORD

Most Rushing Attempts, Consecutive Seasons

752	Larry Johnson (336, 416)	2005-06
640	Priest Holmes (327, 313)	2001-02
633	Priest Holmes (313, 320)	2002-03
615	Christian Okoye (370, 245)	1989-90
574	Larry Johnson (416, 158)	2006-07

Most Rushing Attempts, Rookie, Season

272	Kareem Hunt	2017
234	Joe Delaney	1981
181	Clyde Edwards-Helaire	2020
174	Robert Holmes	1968
170	Isiah Pacheco	2022

Most Rushing Attempts, Game

39	Larry Johnson vs. Seattle	Oct. 29, 2006
38	Christian Okoye at Green Bay	Dec. 10, 1989
37	Christian Okoye vs. Seattle	Nov. 5, 1989
36	Larry Johnson at Houston	Nov. 20, 2005
35	Barry Word vs. L.A. Raiders	Dec. 22, 1991

RUSHING YARDS

Most Rushing Yards, Career

7,260	Jamaal Charles	2008-16
6,070	Priest Holmes	2001-07
6,015	Larry Johnson	2003-09
4,897	Christian Okoye	1987-92
4,451	Ed Podolak	1969-77

Most Rushing Yards, Season (All 1,000+)

1,789	Larry Johnson	2006
1,750	Larry Johnson	2005
1,615	Priest Holmes	2002
1,555	Priest Holmes	2001
1,509	Jamaal Charles	2012
1,480	Christian Okoye	1989
1,467	Jamaal Charles	2010
1,420	Priest Holmes	2003
1,327	Kareem Hunt	2017
1,287	Jamaal Charles	2013
1,121	Joe Delaney	1981
1,120	Jamaal Charles	2009
1,087	Mike Garrett	1967
1,053	Tony Reed	1978
1,049	Abner Haynes	1962
1,033	Jamaal Charles	2014
1,031	Christian Okoye	1991
1,015	Barry Word	1990

Most Rushing Yards, Consecutive Seasons

3,539	Larry Johnson (1,750, 1,789)	2005-06
3,170	Priest Holmes (1,555, 1,615)	2001-02
3,035	Priest Holmes (1,615, 1,420)	2002-03
2,796	Jamaal Charles (1,509, 1,287)	2012-13
2,348	Larry Johnson (1,789, 559)	2006-07

Most Rushing Yards, Rookie, Season

1,327	Kareem Hunt	2017
1,121	Joe Delaney	1981
875	Abner Haynes	1960
866	Robert Holmes	1968
830	Isiah Pacheco	2022

Most Rushing Yards, Game (All 200+)

259	Jamaal Charles at Denver	Jan. 3, 2010
233	Jamaal Charles at New Orleans	Sept. 23, 2012
226	Jamaal Charles vs. Indianapolis	Dec. 23, 2012
211	Larry Johnson at Houston	Nov. 20, 2005
201	Larry Johnson vs. Cincinnati	Jan. 1, 2006
200	Barry Word at Detroit	Oct. 14, 1990

Most Rushing Yards, Rookie, Game (All 150+)

193	Joe Delaney vs. Houston	Nov. 15, 1981
172	Kareem Hunt at Los Angeles Chargers	Sept. 24, 2017
161	Mike Garrett at San Diego	Dec. 18, 1966
161	Clyde Edwards-Helaire at Buffalo	Oct. 19, 2020
158	Robert Holmes at Cincinnati	Nov. 10, 1968
157	Abner Haynes at N.Y. Titans	Nov. 24, 1960
155	Kareem Hunt vs. Los Angeles Chargers	Dec. 16, 2017
150	Kolby Smith vs. Oakland	Nov. 25, 2007

Most Rushing Yards, Consecutive Games (All 300+)

361	J. Charles (102, 259)	Dec. 27, 2009 - Jan. 3, 2010
343	Larry Johnson (132, 211)	Nov. 13-20, 2005
332	L. Johnson (131, 201)	Dec. 24, 2005 - Jan. 1, 2006
330	Larry Johnson (211, 119)	Nov. 20-27, 2005
327	Larry Johnson (155, 172)	Oct. 29 - Nov. 5, 2006
321	Jamaal Charles (233, 88)	Sept. 23-30, 2012
319	Larry Johnson (121, 198)	Sept. 21-28, 2008
311	Larry Johnson (154, 157)	Nov. 19-23, 2006
310	Priest Holmes (197, 113)	Nov. 24 - Dec. 1, 2002
310	Larry Johnson (143, 167)	Dec. 11-17, 2005
301	Priest Holmes (104, 197)	Nov. 17-24, 2002

Most Rushing Yards vs. One Opponent, Season

327	Kareem Hunt vs. Los Angeles Chargers (172, 155)	2017
-----	---	------

CHIEFS INDIVIDUAL RECORDS

315	Jamaal Charles vs. Denver (56, 259)	2009
289	Larry Johnson vs. Oakland (154, 135)	2006
283	Larry Johnson vs. Denver (126, 157)	2006
282	Christian Okoye vs. Seattle (156, 126)	1989

Most Games, 100 or More Rushing Yards, Career

30	Larry Johnson	2003-09
24	Priest Holmes	2001-07
23	Jamaal Charles	2008-16
14	Christian Okoye	1987-92
13	Abner Haynes	1960-65

Most Games, 100 or More Rushing Yards, Season

11	Larry Johnson	2006
10	Larry Johnson	2005
9	Priest Holmes	2002
8	Christian Okoye	1989
7	Priest Holmes	2001
7	Jamaal Charles	2012

Most Games, 100 or More Rushing Yards, Rookie, Season

6	Kareem Hunt	2017
5	Joe Delaney	1981
3	Curtis McClinton	1962
2	Abner Haynes	1960
2	Mike Garrett	1966
2	Robert Holmes	1968
2	Woody Green	1974
2	Clyde Edwards-Helaire	2020

Most Consecutive Games, 100 or More Rushing Yards

9	Larry Johnson	Nov. 6, 2005 - Jan. 1, 2006
5	Priest Holmes	Nov. 17 - Dec. 15, 2002
4	Larry Johnson	Nov. 19 - Dec. 10, 2006
4	Jamaal Charles	Dec. 13, 2009 - Jan. 3, 2010
3	Joe Delaney	Oct. 4 - Oct. 18, 1981
3	Christian Okoye	Sept. 24 - Oct. 8, 1989
3	Christian Okoye	Oct. 22 - Nov. 5, 1989
3	Larry Johnson	Dec. 5 - Dec. 19, 2004
3	Larry Johnson	Oct. 22 - Nov. 5, 2006
3	Jamaal Charles	Nov. 25 - Dec. 9, 2012
3	Kareem Hunt	Sept. 24 - Oct. 8, 2017

Longest Run From Scrimmage

91(TD)	Jamaal Charles at New Orleans	Sept. 23, 2012
91(TD)	Damien Williams vs. Minnesota	Nov. 3, 2019
86(TD)	Jamaal Charles vs. Indianapolis	Dec. 23, 2012
84(TD)	Ted McKnight at Seattle	Sept. 30, 1979
84(TD)	Damien Williams vs. L.A. Chargers	Dec. 29, 2019
82(TD)	Joe Delaney vs. Denver	Oct. 18, 1981
82(TD)	Derrick Alexander vs. Pittsburgh	Dec. 12, 1999
80(TD)	Abner Haynes at N.Y. Jets	Nov. 29, 1964
80(TD)	Warren McVea vs. Cincinnati	Oct. 26, 1969
80	Jamaal Charles at St. Louis	Dec. 19, 2010
80(TD)	Jamaal Charles at Cleveland	Dec. 9, 2012

Most Rushing Yards, QB, Career

1,936	Patrick Mahomes	2017-23
1,672	Alex Smith	2013-17
1,253	Len Dawson	1962-75
712	Steve Fuller	1979-82
692	Trent Green	2001-06

Most Rushing Yards, QB, Season

498	Alex Smith	2015
431	Alex Smith	2013
389	Patrick Mahomes	2023
386	Tyler Thigpen	2008
381	Patrick Mahomes	2021

Most 10+ Yard Rushes, Career

196	Jamaal Charles	2008-16
190	Priest Holmes	2001-07
148	Larry Johnson	2003-09
79	Patrick Mahomes	2017-23
71	Marcus Allen	1993-97

Most 10+ Yard Rushes, Season

53	Priest Holmes	2002
52	Priest Holmes	2001
49	Larry Johnson	2006
47	Larry Johnson	2005
45	Jamaal Charles	2010

Most 10+ Yard Rushes, Game

10	Priest Holmes at Oakland	Dec. 9, 2001
9	Priest Holmes at Seattle	Nov. 24, 2002
7	Larry Johnson at N.Y. Giants	Dec. 17, 2005
7	Jamaal Charles vs. Buffalo	Oct. 31, 2010
6	13 times	
	Last: Kareem Hunt at L.A. Chargers	Sept. 24, 2017

Highest Rushing Average, Career (400 attempts)

5.45	Jamaal Charles (1,332-7,260)	2008-16
4.80	Abner Haynes (794-3,814)	1960-64
4.75	Kareem Hunt (453-2,151)	2017-18
4.60	Priest Holmes (1,321-6,070)	2001-07
4.57	Kimble Anders (495-2,261)	1991-00

Highest Rushing Average, Season (100 attempts)

6.38	Jamaal Charles (230-1,467)	2010
6.03	Ted McKnight (104-627)	1978
5.89	Jamaal Charles (190-1,120)	2009
5.61	Abner Haynes (156-875)	1960
5.49	Mack Lee Hill (105-576)	1964

Highest Rushing Average, Game (10 attempts)

14.27	A. Haynes at N.Y. Titans (11-157)	Nov. 24, 1960
12.25	T. McKnight at Seattle (12-147)	Sept. 30, 1979
11.58	E. Podolak vs. Denver (12-139)	Dec. 6, 1970
11.45	J. Charles at St. Louis (11-126)	Dec. 19, 2010
11.29	A. Haynes vs. Oakland (14-158)	Nov. 26, 1961

RUSHING TOUCHDOWNS

Most Rushing Touchdowns, Career

76	Priest Holmes	2001-07
55	Larry Johnson	2003-09
44	Marcus Allen	1993-97
43	Jamaal Charles	2008-16
40	Christian Okoye	1987-92

Most Rushing Touchdowns, Season

27	Priest Holmes	2003
21	Priest Holmes	2002
20	Larry Johnson	2005
17	Larry Johnson	2006
14	Priest Holmes	2004

Most Rushing Touchdowns, Consecutive Seasons

48	Priest Holmes (21, 27)	2002-03
41	Priest Holmes (27, 14)	2003-04
37	Larry Johnson (20, 17)	2005-06
29	Priest Holmes (8, 21)	2001-02
29	Larry Johnson (9, 20)	2004-05

Most Rushing Touchdowns, Game

4	Abner Haynes vs. Oakland	Nov. 26, 1961
4	Priest Holmes at Cleveland	Sept. 8, 2002
4	Priest Holmes vs. Atlanta	Oct. 24, 2004
4	Derrick Blaylock vs. Atlanta	Oct. 24, 2004
3	Jack Spikes vs. Houston	Oct. 1, 1961
3	Frank Jackson vs. Denver	Dec. 10, 1961
3	Abner Haynes vs. Boston	Sept. 8, 1962
3	Bert Coan at Denver	Oct. 23, 1966
3	Ed Podolak at Detroit	Nov. 25, 1971
3	Ed Podolak vs. Cleveland	Dec. 12, 1976
3	Billy Jackson at Oakland	Oct. 25, 1981
3	Marcus Allen at Seattle	Dec. 5, 1993
3	Donnell Bennett at Philadelphia	Sept. 27, 1998
3	Bam Morris at San Diego	Nov. 22, 1998
3	Priest Holmes vs. Denver	Oct. 20, 2002
3	Priest Holmes vs. Pittsburgh	Sept. 14, 2003
3	Priest Holmes vs. Buffalo	Oct. 26, 2003
3	Priest Holmes vs. Detroit	Dec. 14, 2003
3	Priest Holmes at Minnesota	Dec. 20, 2003
3	Priest Holmes at Denver	Sept. 12, 2004
3	Priest Holmes vs. Indianapolis	Oct. 31, 2004
3	Larry Johnson at Dallas	Dec. 11, 2005
3	Larry Johnson vs. Cincinnati	Jan. 1, 2006
3	Larry Johnson vs. Seattle	Oct. 29, 2006
3	Larry Johnson vs. Jacksonville	Dec. 31, 2006
3	Jamaal Charles at Green Bay	Sept. 28, 2015

Most Rushing Touchdowns, Consecutive Games

7	Priest Holmes	Oct. 24-31, 2004
6	Priest Holmes	Dec. 14-20, 2003
5	Priest Holmes, 6 times	Last: Dec. 20-28, 2003
5	Larry Johnson, 3 times	Last: Oct. 22-29, 2006

Most Consecutive Games With Rushing Touchdown

11	Priest Holmes	Sept. 22 - Dec. 8, 2002
8	Priest Holmes	Nov. 23, 2003 - Sept. 19, 2004
8	Larry Johnson	Nov. 28, 2004 - Sept. 18, 2005
7	Larry Johnson	Nov. 20, 2005 - Jan. 1, 2006
7	Larry Johnson	Oct. 15 - Nov. 23, 2006

Most Rushing Touchdowns, Rookie, Season

10	Billy Jackson	1981
9	Abner Haynes	1960
8	Kareem Hunt	2017
7	Robert Holmes	1968

CHIEFS INDIVIDUAL RECORDS

6	Mike Garrett	1966
---	--------------	------

Most Rushing Touchdowns, QB, Career

12	Patrick Mahomes	2017-23
10	Alex Smith	2013-17
9	Len Dawson	1962-75
7	Mike Livingston	1968-79
6	Pete Beathard	1964-73
6	Rich Gannon	1995-98

Most Rushing Touchdowns, QB, Season

5	Steve Bono	1995
5	Alex Smith	2016
4	Pete Beathard	1965
4	Steve Fuller	1980
4	Patrick Mahomes	2022

PASSING

PASSER RATING

Most Seasons Leading League in Passer Rating

4	Len Dawson	1962, 1964, 1966, 1968
1	Alex Smith	2017

Highest Passer Rating Career (1,000 attempts)

103.5	Patrick Mahomes	2017-23
94.8	Alex Smith	2013-17
87.3	Trent Green	2001-06
83.2	Len Dawson	1962-75
81.8	Steve DeBerg	1988-91

Highest Passer Rating, Season (200 attempts) (All 100+)

113.8	Patrick Mahomes	2018
108.2	Patrick Mahomes	2020
105.3	Patrick Mahomes	2019
105.2	Patrick Mahomes	2022
104.7	Alex Smith	2017
101.9	Len Dawson	1966

Highest Passer Rating, Rookie, Season

112.3	Todd Blackledge	1983
76.4	Patrick Mahomes	2017
66.7	Hunter Enis	1960
55.8	Steve Fuller	1979

Highest Passer Rating, Game (20 attempts) (All 150.0+)

158.3	Trent Green vs. Detroit	Dec. 14, 2003
158.3	Alex Smith at Oakland	Dec. 15, 2013
156.6	Steve Bono at Seattle	Sept. 3, 1995
154.8	Patrick Mahomes at Pittsburgh	Sept. 16, 2018
154.3	Trent Green at Washington	Sept. 30, 2001

Most 100.0+ Passer Rating Games, Career (Min. 20 Atts.)

52	Patrick Mahomes	2017-23
30	Len Dawson	1962-75
29	Alex Smith	2013-17
27	Trent Green	2001-06
19	Steve DeBerg	1988-91

Most 100.0+ Passer Rating Games, Season

13	Patrick Mahomes	2018
10	Steve DeBerg	1990
10	Patrick Mahomes	2022
9	Alex Smith	2017
9	Patrick Mahomes	2020

PASSES ATTEMPTED

Most Passes Attempted, Career

3,696	Len Dawson	1962-75
3,590	Patrick Mahomes	2017-23
2,777	Trent Green	2001-06
2,436	Alex Smith	2013-17
2,430	Bill Kenney	1979-88

Most Passes Attempted, Season (All 500+)

658	Patrick Mahomes	2021
648	Patrick Mahomes	2022
603	Bill Kenney	1983
597	Patrick Mahomes	2023
588	Patrick Mahomes	2020
580	Patrick Mahomes	2018
568	Patrick Mahomes	2023
556	Trent Green	2004
547	Elvis Grbac	2000
523	Trent Green	2001
523	Trent Green	2003
520	Steve Bono	1995
508	Alex Smith	2013

507	Trent Green	2005
505	Alex Smith	2017

Most Passes Attempted, Consecutive Seasons

1,306	Patrick Mahomes (658, 648)	2021-22
1,246	Patrick Mahomes (588, 658)	2020-21
1,245	Patrick Mahomes (648, 597)	2022-23
1,079	Trent Green (523, 556)	2003-04
1,072	Patrick Mahomes (484, 588)	2019-20

Most Passes Attempted, Rookie, Season

270	Steve Fuller	1979
54	Hunter Enis	1960
35	Patrick Mahomes	2017
34	Todd Blackledge	1983

Most Passes Attempted, Game (All 50+)

68	Patrick Mahomes vs. Tennessee	Nov. 6, 2022
55	Joe Montana at San Diego	Oct. 9, 1994
55	Steve Bono at Miami	Dec. 12, 1994
54	Joe Montana at Denver	Oct. 17, 1994
54	Steve Bono at San Diego	Sept. 29, 1996
54	Patrick Mahomes vs. Buffalo	Oct. 10, 2021
53	Elvis Grbac at Oakland	Nov. 5, 2000
53	Trent Green at San Diego	Jan. 2, 2005
53	Matt Cassel at Denver	Nov. 14, 2010
53	Patrick Mahomes vs. Baltimore	Dec. 9, 2018
52	Bill Kenney at Denver	Oct. 30, 1983
50	Bill Kenney vs. Buffalo	Nov. 30, 1986
50	Steve DeBerg at Cleveland	Nov. 24, 1991
50	Rich Gannon at Jacksonville	Nov. 9, 1997
50	Alex Smith at Pittsburgh	Oct. 2, 2016
50	Patrick Mahomes at Tennessee	Nov. 10, 2019
50	Patrick Mahomes at Las Vegas	Nov. 14, 2021

PASSES COMPLETED

Most Passes Completed, Career

2,386	Patrick Mahomes	2017-23
2,115	Len Dawson	1962-75
1,720	Trent Green	2001-06
1,587	Alex Smith	2013-17
1,330	Bill Kenney	1979-88

Most Passes Completed, Season (All 300+)

436	Patrick Mahomes (658 att.)	2021
435	Patrick Mahomes (648 att.)	2022
401	Patrick Mahomes (597 att.)	2023
390	Patrick Mahomes (588 att.)	2020
383	Patrick Mahomes (580 att.)	2018
369	Trent Green (556 att.)	2004
346	Bill Kenney (603 att.)	1983
341	Alex Smith (505 att.)	2017
330	Trent Green (523 att.)	2003
328	Alex Smith (489 att.)	2016
326	Elvis Grbac (547 att.)	2000
319	Patrick Mahomes (484 att.)	2019
317	Trent Green (507 att.)	2005
308	Alex Smith (508 att.)	2013
307	Alex Smith (470 att.)	2015
303	Alex Smith (464 att.)	2014

Most Passes Completed, Consecutive Seasons (All 600+)

871	Patrick Mahomes (436, 435)	2021-22
836	Patrick Mahomes (435, 401)	2022-23
826	Patrick Mahomes (390, 436)	2020-21
709	Patrick Mahomes (319, 390)	2019-20
702	Patrick Mahomes (383, 319)	2018-19
699	Trent Green (330, 369)	2003-04
686	Trent Green (369, 317)	2004-05
686	Patrick Mahomes (383, 303)	2018-19
669	Alex Smith (328, 341)	2016-17
635	Alex Smith (307, 328)	2015-16
620	Elvis Grbac (294, 326)	1999-00
617	Trent Green (287, 330)	2002-03
611	Alex Smith (308, 303)	2013-14
610	Alex Smith (303, 307)	2014-15

Most Passes Completed, Rookie, Season

146	Steve Fuller	1979
30	Hunter Enis	1960
22	Patrick Mahomes	2017
20	Todd Blackledge	1983

Most Passes Completed, Game (All 33+)

43	Patrick Mahomes vs. Tennessee	Nov. 6, 2022
39	Elvis Grbac at Oakland	Nov. 5, 2000
37	Joe Montana at San Diego	Oct. 9, 1994
37	Patrick Mahomes at Tampa Bay	Nov. 29, 2020
36	Patrick Mahomes at Tennessee	Nov. 10, 2019
36	Patrick Mahomes at Houston	Dec. 18, 2022
35	Patrick Mahomes at Baltimore	Dec. 9, 2018
35	Patrick Mahomes at Las Vegas	Nov. 14, 2021
34	Joe Montana at Denver	Oct. 17, 1994

CHIEFS INDIVIDUAL RECORDS

34	Trent Green at Denver	Dec. 7, 2003
34	Alex Smith vs. San Diego	Sept. 11, 2016
34	Patrick Mahomes at Las Vegas	Nov. 22, 2020
33	Steve Bono at Miami	Dec. 12, 1994
33	Trent Green at San Diego	Jan. 2, 2005
33	Matt Cassel at Denver	Nov. 14, 2010
33	Patrick Mahomes at L.A. Rams	Nov. 19, 2018
33	Patrick Mahomes vs. Buffalo	Oct. 10, 2021

Most Consecutive Passes Completed

21	Patrick Mahomes at HOU (20), vs. SEA (1)	Dec. 18 - Dec. 24, 2022
15	Len Dawson at Houston	Sept. 9, 1967
15	Bill Kenney vs. SD (13), at WAS (2)	Sept. 12 - Sept. 18, 1983
15	Alex Smith at Oakland	Oct. 16, 2016
15	Alex Smith at Atlanta	Dec. 4, 2016

Most Seasons Leading League in Completion Percentage

*8	Len Dawson	1962, '64-69, '75
----	------------	-------------------

*NFL RECORD

Most Consecutive Seasons Leading League in Completion Percentage

*6	Len Dawson	1964-69
----	------------	---------

*NFL RECORD

Highest Completion Percentage, Career (1,000 attempts)

66.46	Patrick Mahomes (3,590-2,386)	2017-23
65.15	Alex Smith (2,436-1,587)	2013-17
61.94	Trent Green (2,777-1,720)	2001-06
57.95	Elvis Grbac (1,548-897)	1997-00
57.80	Steve DeBerg (1,616-934)	1988-91

Highest Completion Percentage, Season (100 attempts)

67.52	Alex Smith (505-341)	2017
67.17	Patrick Mahomes (597-401)	2023
67.13	Patrick Mahomes (648-435)	2022
67.08	Alex Smith (489-328)	2016
66.43	Len Dawson (140-93)	1975

Highest Completion Percentage, Rookie, Season

62.86	Patrick Mahomes (35-22)	2017
58.82	Todd Blackledge (34-20)	1983
55.56	Hunter Enis (54-30)	1960
54.07	Steve Fuller (270-146)	1979

Highest Completion Percentage, Game (20 attempts)

87.80	Patrick Mahomes at Houston (41-36)	Dec. 18, 2022
86.36	Alex Smith at Oakland (22-19)	Oct. 16, 2016
86.21	Alex Smith vs. St. Louis (29-25)	Oct. 26, 2014
85.00	Alex Smith at Oakland (20-17)	Dec. 15, 2013
84.00	Alex Smith at Baltimore (25-21)	Dec. 20, 2015
84.00	Alex Smith at Atlanta (25-21)	Dec. 4, 2016

PASSING YARDS

Most Passing Yards, Career (All 10,000+)

28,507	Len Dawson	1962-75
28,424	Patrick Mahomes	2017-23
21,459	Trent Green	2001-06
17,608	Alex Smith	2013-17
17,277	Bill Kenney	1979-88
11,873	Steve DeBerg	1988-91
11,295	Mike Livingston	1968-79
10,642	Elvis Grbac	1997-00

Most Passing Yards, Season (All 4,000+)

5,250	Patrick Mahomes	2022
5,097	Patrick Mahomes	2018
4,839	Patrick Mahomes	2021
4,740	Patrick Mahomes	2020
4,591	Trent Green	2004
4,348	Bill Kenney	1983
4,183	Patrick Mahomes	2023
4,169	Elvis Grbac	2000
4,042	Alex Smith	2017
4,039	Trent Green	2003
4,031	Patrick Mahomes	2019
4,014	Trent Green	2005

Most Passing Yards, Consecutive Seasons

10,089	Patrick Mahomes (4,839, 5,250)	2021-22
9,579	Patrick Mahomes (4,740, 4,839)	2020-21
9,433	Patrick Mahomes (5,250, 4,183)	2022-23
9,128	Patrick Mahomes (5,097, 4,031)	2018-19
8,771	Patrick Mahomes (4,031, 4,740)	2019-20
8,630	Trent Green (4,039, 4,591)	2003-04
8,605	Trent Green (4,591, 4,014)	2004-05

Most Passing Yards, Rookie, Season

1,484	Steve Fuller	1979
357	Hunter Enis	1960
284	Patrick Mahomes	2017
259	Todd Blackledge	1983

Most Passing Yards, Game (All 400+)

504	Elvis Grbac at Oakland	Nov. 5, 2000
478	Patrick Mahomes at L.A. Rams	Nov. 19, 2018
469	Matt Cassel at Denver	Nov. 14, 2010
462	Patrick Mahomes at Tampa Bay	Nov. 29, 2020
446	Patrick Mahomes at Tennessee	Nov. 10, 2019
446	Patrick Mahomes vs. Tennessee	Nov. 6, 2022
443	Patrick Mahomes at Oakland	Sept. 15, 2019
435	Len Dawson vs. Denver	Nov. 1, 1964
424	Patrick Mahomes vs. L.A. Chargers	Oct. 22, 2023
423	Patrick Mahomes at San Francisco	Oct. 23, 2022
416	Patrick Mahomes vs. N.Y. Jets	Nov. 1, 2020
411	Bill Kenney at San Diego	Dec. 11, 1983
410	Patrick Mahomes at L.A. Chargers	Dec. 16, 2021
406	Patrick Mahomes at Las Vegas	Nov. 14, 2021
400	Trent Green at Green Bay	Oct. 12, 2003

Most Games, 300 Yards Passing, Career

45	Patrick Mahomes	2017-23
24	Trent Green	2001-06
15	Bill Kenney	1979-88
9	Len Dawson	1962-75
8	Alex Smith	2013-17

Most Games, 300 Yards Passing, Season

10	Patrick Mahomes	2018
10	Patrick Mahomes	2022
9	Patrick Mahomes	2020
8	Trent Green	2004
7	Bill Kenney	1983
7	Patrick Mahomes	2019

Most Consecutive Games, 300 Yards Passing, Season

8	Patrick Mahomes	2018
6	Patrick Mahomes	2020
6	Patrick Mahomes	2022
5	Patrick Mahomes	2019
4	Bill Kenney	1983
4	Trent Green	2004

Longest Pass Completion (All TDs)

*99	Trent Green vs. San Diego (to Marc Boerigter)	Dec. 22, 2002
93	Mike Livingston vs. Miami (to Otis Taylor for 79 yards, lateral to Robert Holmes for 14 yards)	Oct. 19, 1969
92	Len Dawson at Denver (to Tommy Brooker)	Nov. 18, 1962
92	Len Dawson at Oakland (to Gloster Richardson)	Nov. 3, 1968
90	Len Dawson vs. Boston (to Frank Pitts)	Nov. 17, 1968
90	Steve DeBerg vs. San Diego (to J.J. Birden)	Nov. 18, 1990

*NFL RECORD

Most 20+ Yard Passes, Career

375	Patrick Mahomes	2017-23
274	Trent Green	2001-06
214	Alex Smith	2013-17
134	Elvis Grbac	1997-00
122	Matt Cassel	2009-12

Most 20+ Yard Passes, Season

75	Patrick Mahomes	2018
73	Patrick Mahomes	2022
67	Patrick Mahomes	2020
59	Trent Green	2004
58	Patrick Mahomes	2021

Most 20+ Yard Passes, Game

9	Matt Cassel at Denver	Nov. 14, 2010
9	Patrick Mahomes at L.A. Rams	Nov. 19, 2018
8	Patrick Mahomes at Oakland	Sept. 15, 2019
8	Patrick Mahomes at Miami	Dec. 13, 2020
7	Dave Krieg at L.A. Raiders	Dec. 6, 1992
7	Rich Gannon at San Diego	Nov. 22, 1998
7	Elvis Grbac at Oakland	Nov. 5, 2000
7	Trent Green at Arizona	Oct. 21, 2001
7	Trent Green vs. Indianapolis	Oct. 31, 2004
7	Alex Smith at New York Jets	Dec. 3, 2017
7	Patrick Mahomes at Cleveland	Nov. 4, 2018
7	Patrick Mahomes vs. Las Vegas	Oct. 11, 2020
7	Patrick Mahomes vs. Carolina	Nov. 8, 2020
7	Patrick Mahomes at Tampa Bay	Nov. 29, 2020
7	Patrick Mahomes at Los Angeles Chargers	Dec. 16, 2021
7	Patrick Mahomes at San Francisco	Oct. 23, 2022
6	22 times; Last P. Mahomes at Denver	Dec. 11, 2022

Most Seasons Leading League in Passing Average

3	Len Dawson	1962, '66, '68
---	------------	----------------

Highest Passing Average, Career (1,000 attempts)

7.92	Patrick Mahomes (3,590-28,424)	2017-23
7.73	Trent Green (2,777-21,459)	2001-06
7.71	Len Dawson (3,696-28,507)	1962-75
7.35	Steve DeBerg (1,616-11,873)	1988-91
7.23	Alex Smith (2,436-17,608)	2013-17



CHIEFS INDIVIDUAL RECORDS

Highest Passing Average, Season (Qualifiers: 224 attempts/16 G; 238 attempts/17 G)

9.42	Len Dawson (224-2,109)	1968
8.90	Len Dawson (310-2,759)	1962
8.90	Len Dawson (284-2,527)	1966
8.79	Patrick Mahomes (580-5,097)	2018
8.33	Patrick Mahomes (484-4,031)	2019

Highest Passing Average, Game (20 attempts)

15.76	S. DeBerg at New England (21-331)	Dec. 2, 1990
14.35	A. Smith at Oakland (20-287)	Dec. 15, 2013
13.90	T. Green vs. Denver (21-292)	Dec. 16, 2001
13.85	S. DeBerg at L.A. Raiders (20-277)	Dec. 22, 1991
13.64	T. Green vs. Detroit (25-341)	Dec. 14, 2003

TOUCHDOWN PASSES

Most Seasons Leading League in Touchdown Passes

*4	Len Dawson	1962, '63, '65, '66
2	Patrick Mahomes	2018, 22'

Most Touchdown Passes, Career

237	Len Dawson	1962-75
219	Patrick Mahomes	2017-23
118	Trent Green	2001-06
105	Bill Kenney	1979-88
102	Alex Smith	2013-17

Most Touchdown Passes, Season

50	Patrick Mahomes	2018
41	Patrick Mahomes	2022
38	Patrick Mahomes	2020
37	Patrick Mahomes	2021
30	Len Dawson	1964

Most Touchdown Passes, Consecutive Seasons

78	Patrick Mahomes (37, 41)	2021-22
76	Patrick Mahomes (50, 26)	2018-19
75	Patrick Mahomes (38, 37)	2020-21
68	Patrick Mahomes (41, 27)	2022-23
64	Patrick Mahomes (26, 38)	2019-20
56	Len Dawson (26, 30)	1963-64
55	Len Dawson (29, 26)	1962-63

Most Touchdown Passes, Rookie, Season

6	Steve Fuller	1979
3	Todd Blackledge	1983
1	Hunter Enis	1960
1	Pete Beathard	1964

Most Touchdown Passes, Game

6	Len Dawson vs. Denver	Nov. 1, 1964
6	Patrick Mahomes Last; at L.A. Rams	2 times Nov. 19, 2018
5	Len Dawson Last; vs. Miami	2 times Oct. 8, 1967
5	Elvis Grbac vs. San Diego	Sept. 17, 2000
5	Trent Green vs. Miami	Sept. 29, 2002
5	Alex Smith at Oakland	Dec. 15, 2013
5	Patrick Mahomes Last; at Arizona	4 times Sept. 11, 2022

Most Consecutive Games, Touchdown Passes

31	Patrick Mahomes	Oct. 6, 2019 - Oct. 17, 2021
29	Patrick Mahomes	Dec. 12, 2021 - Oct. 22, 2023
15	Elvis Grbac	Nov. 28, 1999 - Nov. 5, 2000
14	Len Dawson	Oct. 17, 1965 - Oct. 8, 1966
14	Patrick Mahomes	Oct. 14, 2018 - Sept. 22, 2019

INTERCEPTIONS

Most Consecutive Passes, None Intercepted

312	Alex Smith (Sept. 28 - Dec. 13, 2015)
297	Alex Smith (Jan. 1 - Nov. 5, 2017)
233	Steve DeBerg (Oct. 7 - Dec. 16, 1990)
233	Patrick Mahomes (Dec. 16, 2021 - Sept. 25, 2022)
219	Patrick Mahomes (Dec. 30, 2018 - Oct. 13, 2019)

Most Passes Had Intercepted, Career

178	Len Dawson	1962-75
86	Bill Kenney	1979-88
85	Trent Green	2001-06
83	Mike Livingston	1968-79
63	Patrick Mahomes	2017-23

Most Attempts, No Interceptions, Game (All 43+)

53	Matt Cassel at Denver	Nov. 14, 2010
50	Patrick Mahomes at Tennessee	Nov. 10, 2019
50	Patrick Mahomes at Las Vegas	Nov. 14, 2021
49	Patrick Mahomes at Tampa Bay	Nov. 29, 2020
47	Trent Green at Denver	Dec. 7, 2003
47	Patrick Mahomes at L.A. Chargers	Sept. 20, 2020
47	Patrick Mahomes at New Orleans	Dec. 20, 2020
45	Bill Kenney at L.A. Raiders	Oct. 9, 1983
45	Steve DeBerg at Denver	Sept. 17, 1990
45	Trent Green at Green Bay	Oct. 12, 2003
45	Alex Smith at Denver	Nov. 17, 2013
45	Alex Smith at Pittsburgh	Dec. 21, 2014
45	Alex Smith at Cincinnati	Oct. 4, 2015
45	Patrick Mahomes at Denver	Oct. 1, 2018
45	Patrick Mahomes vs. Carolina	Nov. 8, 2020
44	Trent Green at Denver	Sept. 26, 2005
44	Alex Smith at Denver	Nov. 27, 2016
44	Patrick Mahomes at Oakland	Sept. 15, 2019
44	Patrick Mahomes at Denver	Jan. 8, 2022
43	Bill Kenney at Houston	Oct. 23, 1983
43	Rich Gannon at Denver	Dec. 6, 1998
43	Trent Green at San Diego	Oct. 30, 2005
43	Brodie Croyle at N.Y. Jets	Dec. 30, 2007
43	Patrick Mahomes vs. Las Vegas	Oct. 10, 2022
43	Trent Green at Denver	Dec. 15, 2002

Most Passes Had Intercepted, Season

24	Trent Green	2001
23	Cotton Davidson	1961
19	Len Dawson	1963
18	Len Dawson	1964
18	Bill Kenney	1983

Most Passes Had Intercepted, Rookie, Season

14	Steve Fuller	1979
2	Hunter Enis	1960
2	Pete Beathard	1964
2	Brodie Croyle	2006
1	Tyler Thigpen	2007
1	Patrick Mahomes	2017

Most Interceptions, Game

6	Todd Blackledge vs. L.A. Rams	Oct. 20, 1985
5	Cotton Davidson at Houston	Oct. 16, 1960
5	Len Dawson vs. Oakland	Nov. 23, 1969
5	Mike Livingston vs. Pittsburgh	Oct. 13, 1974
5	Bill Kenney vs. San Diego	Sept. 20, 1981
5	Steve DeBerg at San Diego	Sept. 24, 1989

Lowest Percentage, Passes Had Intercepted, Career (1,000 att)

1.35	Alex Smith (2,436-33)	2013-17
1.75	Patrick Mahomes (3,590-63)	2017-23
2.51	Steve Bono (1,075-27)	1994-96
2.96	Matt Cassel (1,489-44)	2009-12
3.04	Elvis Grbac (1,548-47)	1997-00

Lowest Percentage, Passes Had Intercepted, Season (300 att)

0.90	Steve DeBerg (444-4)	1990
0.99	Alex Smith (505-5)	2017
1.02	Patrick Mahomes (588-6)	2020
1.03	Patrick Mahomes (484-5)	2019
1.29	Alex Smith (464-6)	2014

SACKS

Times Sacked (All 100+)

216.0	Len Dawson*	1963-75
195.0	Bill Kenney	1979-88
192.0	Alex Smith	2013-17
173.0	Trent Green	2001-06
153.0	Mike Livingston	1968-79
148.0	Patrick Mahomes	2017-23
120.0	Steve Fuller	1979-82
109.0	Matt Cassel	2009-12

*Incomplete total, sacks were not tracked until 1967

Times Sacked, Season (All 40+)

49.0	Steve Fuller	1980
48.0	Dave Krieg	1992
45.0	Alex Smith	2014
45.0	Alex Smith	2015
42.0	Matt Cassel	2009
41.0	Bill Kenney	1983

Times Sacked, Game

10.0	Steve Fuller vs. Baltimore	Nov. 2, 1980
8.0	Steve Fuller at Pittsburgh	Dec. 5, 1982
7.0	Len Dawson at Denver	Oct. 4, 1970
7.0	Len Dawson at Baltimore Colts	Nov. 30, 1975
7.0	Bill Kenney at San Diego	Nov. 2, 1986
7.0	Bill Kenney at San Diego	Oct. 25, 1987
7.0	Damon Huard vs. San Diego	Dec. 2, 2007
7.0	Alex Smith at Green Bay	Sept. 28, 2015

CHIEFS INDIVIDUAL RECORDS

PASS RECEIVING

RECEPTIONS

Most Seasons Leading League in Receptions

1	MacArthur Lane (66 recs.)	1976
1	Tony Gonzalez (102 recs.)	2004

Most Pass Receptions, Career (All 400+)

916	Tony Gonzalez	1997-08
907	Travis Kelce	2013-23
532	Dwayne Bowe	2007-14
479	Tyreek Hill	2016-21
416	Henry Marshall	1976-87
410	Otis Taylor	1965-75

Most Seasons, 50 or More Pass Receptions

11	Tony Gonzalez	1998-08
10	Travis Kelce	2014-23
7	Dwayne Bowe	2007-08, 2010-14
6	Tyreek Hill	2016-21
5	Kimble Anders	1994-98
5	Eddie Kennison	2002-06
4	Chris Burford	1961, '63-64, '66
4	Otis Taylor	1966-67, '71-72
3	Carlos Carson	1983-84, '87
3	Stephone Paige	1986, '88, '90
3	Derrick Alexander	1998-00
3	Priest Holmes	2001-03

Most Pass Receptions, Season (All 80+)

111	Tyreek Hill	2021
110	Travis Kelce	2022
105	Travis Kelce	2020
103	Travis Kelce	2018
102	Tony Gonzalez	2004
99	Tony Gonzalez	2007
97	Travis Kelce	2019
96	Tony Gonzalez	2008
93	Tony Gonzalez	2000
93	Travis Kelce	2023
92	Travis Kelce	2021
87	Jeremy Maclin	2015
87	Tyreek Hill	2018
87	Tyreek Hill	2020
86	Dwayne Bowe	2008
85	Travis Kelce	2016
83	Travis Kelce	2017
81	Dwayne Bowe	2011
80	Carlos Carson	1983

Most Pass Receptions, Consecutive Seasons

203	Travis Kelce (110, 93)	2022-23
202	Travis Kelce (97, 105)	2019-20
202	Travis Kelce (92, 110)	2021-22
200	Travis Kelce (103, 97)	2018-19
198	Tyreek Hill (87, 111)	2020-21

Most Pass Receptions, Game (All 10+)

14	Tony Gonzalez at San Diego	Jan. 2, 2005
13	Dwayne Bowe at Denver	Nov. 14, 2010
13	Dwayne Bowe at Seattle	Nov. 28, 2010
13	Tyreek Hill at Tampa Bay	Nov. 29, 2020
12	Ed Podolak vs. Denver	Oct. 7, 1973
12	Travis Kelce at Oakland	Dec. 2, 2018
12	Tyreek Hill vs. New York Giants	Nov. 1, 2021
12	Tyreek Hill at Los Angeles Chargers	Dec. 16, 2021
12	Travis Kelce vs. Los Angeles Chargers	Oct. 22, 2023
11	Chris Burford at Buffalo	Sept. 22, 1963
11	Emile Harry at Cleveland	Nov. 24, 1991
11	Kimble Anders vs. N.Y. Giants	Sept. 10, 1995
11	Tony Gonzalez at New England	Dec. 4, 2000
11	Dante Hall at Denver	Dec. 7, 2003
11	Tony Gonzalez vs. Oakland	Dec. 25, 2004
11	Jeremy Maclin at Cincinnati	Oct. 4, 2015
11	Travis Kelce vs. Denver	Dec. 25, 2016
11	Tyreek Hill at Tennessee	Nov. 10, 2019
11	Travis Kelce vs. Denver	Dec. 15, 2019
11	Tyreek Hill at Las Vegas	Nov. 22, 2020
11	Tyreek Hill vs. Cleveland	Sept. 12, 2021
11	Tyreek Hill at Philadelphia	Oct. 3, 2021
10	Chris Burford at Boston	Oct. 12, 1962
10	Chris Burford vs. Buffalo	Oct. 13, 1963
10	Frank Jackson at N.Y. Jets	Nov. 29, 1964
10	Chris Burford at Boston	Sept. 25, 1966
10	Otis Taylor vs. Cincinnati	Oct. 15, 1972
10	Ed Podolak at Houston	Sept. 29, 1974
10	Stephone Paige at Denver	Sept. 17, 1990
10	J.J. Birden at Miami	Dec. 12, 1994
10	Kimble Anders vs. Denver	Nov. 16, 1998
10	Tony Gonzalez at Denver	Sept. 24, 2000
10	Tony Gonzalez vs. Carolina	Dec. 10, 2000

10	Tony Gonzalez vs. Cincinnati	Sept. 10, 2006
10	Tony Gonzalez vs. Green Bay	Nov. 4, 2007
10	Tony Gonzalez vs. San Diego	Dec. 2, 2007
10	Tony Gonzalez at Detroit	Dec. 23, 2007
10	Tony Gonzalez at San Diego	Nov. 9, 2008
10	Tony Gonzalez vs. Buffalo	Nov. 23, 2008
10	Dwayne Bowe at Cincinnati	Dec. 28, 2008
10	Tyreek Hill at Carolina	Nov. 13, 2016
10	Albert Wilson at Denver	Dec. 31, 2017
10	Tyreek Hill at Los Angeles Rams	Nov. 19, 2018
10	Travis Kelce at Los Angeles Rams	Nov. 19, 2018
10	Travis Kelce vs. Carolina	Nov. 8, 2020
10	Travis Kelce at Los Angeles Chargers	Dec. 16, 2021
10	Travis Kelce vs. Tennessee	Nov. 6, 2022
10	Juju Smith-Schuster vs. Tennessee	Nov. 6, 2022
10	Travis Kelce at Houston	Dec. 18, 2022
10	Juju Smith-Schuster at Houston	Dec. 18, 2022
10	Travis Kelce at Minnesota	Oct. 8, 2023

Most Pass Receptions, Half

11	T. Gonzalez (2nd) at San Diego	Jan. 2, 2005
10	E. Harry (2nd) at Cleveland	Nov. 24, 1991
9	C. Burford (2nd) vs. Buffalo	Oct. 13, 1963
9	K. Anders (2nd) vs. N.Y. Giants	Sept. 10, 1995
9	T. Gonzalez (1st) vs. Oakland	Dec. 25, 2004
9	T. Kelce (1st) vs. L.A. Chargers	Oct. 22, 2023

Most Consecutive Games, Pass Receptions

158	Travis Kelce	Sept. 7, 2014 - present
131	Tony Gonzalez	Dec. 4, 2000 - Dec. 28, 2008
83	Stephone Paige	Nov. 17, 1985 - Sept. 29, 1991
55	Eddie Kennison	Dec. 9, 2001 - Oct. 2, 2005
48	Priest Holmes	Sept. 9, 2001 - Sept. 19, 2004

Most Receptions, Running Back, Career

369	Kimble Anders	1991-00
288	Ed Podolak	1969-77
285	Jamaal Charles	2008-16
251	Priest Holmes	2001-07
199	Abner Haynes	1960-64

Most Receptions, Running Back, Season

74	Priest Holmes	2003
70	Priest Holmes	2002
70	Jamaal Charles	2013
67	Kimble Anders	1994
66	MacArthur Lane	1976

Most Receptions, Tight End, Career

916	Tony Gonzalez	1997-08
907	Travis Kelce	2013-23
198	Fred Arbanas	1962-70
163	Walter White	1975-79
135	Jonathan Hayes	1985-93
111	Keith Cash	1992-96

Most Pass Receptions, Tight End, Season

110	Travis Kelce	2022
105	Travis Kelce	2020
103	Travis Kelce	2018
102	Tony Gonzalez	2004
99	Tony Gonzalez	2007

Most Pass Receptions, Rookie, Season

79	Rashee Rice	2023
70	Dwayne Bowe	2007
61	Tyreek Hill	2016
55	Abner Haynes (RB)	1960
53	Kareem Hunt (RB)	2017

RECEIVING YARDS

Most Receiving Yards, Career (All 6,000+)

11,328	Travis Kelce	2013-23
10,940	Tony Gonzalez	1997-08
7,306	Otis Taylor	1965-75
7,155	Dwayne Bowe	2007-14
6,630	Tyreek Hill	2016-21
6,545	Henry Marshall	1976-87
6,360	Carlos Carson	1980-89
6,341	Stephone Paige	1983-91

Most Seasons, 1,000 or More Receiving Yards

7	Travis Kelce	2016-22
4	Tony Gonzalez	2000, 2004, 2007-08
4	Tyreek Hill	2017-18, 2020-21
3	Carlos Carson	1983-84, '87
3	Dwayne Bowe	2008, 2010-11
2	Otis Taylor	1966, '71
2	Eddie Kennison	2004-05

CHIEFS INDIVIDUAL RECORDS

1	Stephone Paige	1990
1	Andre Rison	1997
1	Derrick Alexander	2000
1	Jeremy Maclin	2015

Most Receiving Yards, Season (All 1,000+)

1,479	Tyreek Hill	2018
1,416	Travis Kelce	2020
1,391	Derrick Alexander	2000
1,351	Carlos Carson	1983
1,338	Travis Kelce	2022
1,336	Travis Kelce	2018
1,297	Otis Taylor	1966
1,276	Tyreek Hill	2020
1,258	Tony Gonzalez	2004
1,239	Tyreek Hill	2021
1,229	Travis Kelce	2019
1,203	Tony Gonzalez	2000
1,183	Tyreek Hill	2017
1,172	Tony Gonzalez	2007
1,162	Dwayne Bowe	2010
1,159	Dwayne Bowe	2011
1,125	Travis Kelce	2016
1,125	Travis Kelce	2021
1,110	Otis Taylor	1971
1,102	Eddie Kennison	2005
1,092	Andre Rison	1997
1,088	Jeremy Maclin	2015
1,086	Eddie Kennison	2004
1,078	Carlos Carson	1984
1,058	Tony Gonzalez	2008
1,044	Carlos Carson	1987
1,038	Travis Kelce	2017
1,022	Dwayne Bowe	2008
1,021	Stephone Paige	1990

Most Receiving Yards, Consecutive Seasons

2,662	Tyreek Hill (1,183, 1,479)	2017-18
2,645	Travis Kelce (1,229, 1,416)	2019-20
2,565	Travis Kelce (1,336, 1,229)	2018-19
2,541	Travis Kelce (1,416, 1,125)	2020-21
2,515	Tyreek Hill (1,276, 1,239)	2020-21

Most Receiving Yards, Game (All 200+)

309	Stephone Paige vs. San Diego (8 Receptions)	Dec. 22, 1985
269	Tyreek Hill at Tampa Bay (13 Receptions)	Nov. 29, 2020
215	Tyreek Hill at L.A. Rams (10 Receptions)	Nov. 19, 2018
213	Curtis McClinton vs. Denver (5 Receptions)	Dec. 19, 1965
206	Stephone Paige at Denver (10 Receptions)	Sept. 17, 1990

Most Games, 100 or More Receiving Yards, Career

37	Travis Kelce	2013-23
26	Tony Gonzalez	1997-08
20	Otis Taylor	1965-75
18	Carlos Carson	1980-88
18	Tyreek Hill	2016-21

Most Games, 100 or More Receiving Yards, Season

6	Otis Taylor	1966
6	Carlos Carson	1983
6	Derrick Alexander	2000
6	Tony Gonzalez	2000
6	Tony Gonzalez	2004
6	Travis Kelce	2016
6	Tyreek Hill	2018
6	Travis Kelce	2020
6	Travis Kelce	2022
5	Eddie Kennison	2004
5	Eddie Kennison	2005
5	Tony Gonzalez	2007
5	Dwayne Bowe	2010
5	Travis Kelce	2018

Most Consecutive Games, 100 or More Receiving Yards, Season

4	Tony Gonzalez	Oct. 15 - Nov. 5, 2000
4	Travis Kelce	Nov. 20 - Dec 8, 2016
3	Frank Jackson	Nov. 29 - Dec. 13, 1964
3	Otis Taylor	Nov. 13 - 27, 1966
3	Willie Davis	Oct. 4 - 18, 1992
3	Derrick Alexander	Oct. 22 - Nov. 5, 2000
3	Dwayne Bowe	Nov. 14 - 28, 2010
3	Travis Kelce	Nov. 1 - 22, 2020
3	Tyreek Hill	Nov. 8 - 29, 2020

Longest Pass Receptions (All TDs) (All 90+)

*99	Marc Boerigter vs. San Diego (from Trent Green)	Dec. 22, 2002
92	Tommy Brooker at Denver (from Len Dawson)	Nov. 18, 1962
92	Gloster Richardson at Oakland (from Len Dawson)	Nov. 3, 1968
90	Frank Pitts vs. Boston (from Len Dawson)	Nov. 17, 1968
90	J.J. Birden vs. San Diego (from Steve DeBerg)	Nov. 18, 1990

*NFL RECORD

Most Receiving Yards, Running Back, Career

2,829	Kimble Anders	1991-00
-------	---------------	---------

2,739	Abner Haynes	1960-65
2,457	Jamaal Charles	2008-16
2,456	Ed Podolak	1969-77
2,377	Priest Holmes	2001-07

Most Receiving Yards, Running Back, Season

693	Jamaal Charles	2013
690	Priest Holmes	2003
672	Priest Holmes	2002
686	MacArthur Lane	1976
614	Priest Holmes	2001

Most Receiving Yards, Running Back, Game

213	Curtis McClinton vs. Denver	Dec. 19, 1965
195	Jamaal Charles at Oakland	Dec. 15, 2013
149	Abner Haynes vs. San Diego	Oct. 20, 1963
130	Johnny Robinson vs. Buffalo	Dec. 18, 1960
129	Spencer Ware vs. San Diego	Sept. 11, 2016
127	Abner Haynes at N.Y. Titans	Dec. 3, 1961

Most Games, 100 or More Receiving Yards, RB, Career

5	Abner Haynes	1960-65
5	Priest Holmes	2001-07
3	Johnny Robinson	1960-71
3	Paul Palmer	1987-88
2	Curtis McClinton	1962-69
2	Larry Johnson	2003-09
2	Jamaal Charles	2008-16

Most Games, 100 or More Receiving Yards, RB, Season

3	Paul Palmer	1988
2	Johnny Robinson	1960
2	Abner Haynes	1964
2	Priest Holmes	2001

Most Receiving Yards, Tight End, Career (All 1,000+)

11,328	Travis Kelce	2013-23
10,940	Tony Gonzalez	1997-08
3,101	Fred Arbanas	1962-70
2,396	Walter White	1975-79
1,541	Jonathan Hayes	1985-93
1,046	Keith Cash	1992-96
1,009	Tony Moeaki	2010-12

Most Receiving Yards, Tight End, Season

1,416	Travis Kelce	2020
1,338	Travis Kelce	2022
1,336	Travis Kelce	2018
1,258	Tony Gonzalez	2004
1,229	Travis Kelce	2019

Most Receiving Yards, Tight End, Game

191	Travis Kelce at Los Angeles Chargers	Dec. 16, 2021
179	Travis Kelce vs. Los Angeles Chargers	Oct. 22, 2023
168	Travis Kelce at Oakland	Dec. 2, 2018
160	Travis Kelce vs. Denver	Dec. 25, 2016
159	Travis Kelce vs. Carolina	Nov. 8, 2020

Most Receiving Yards, Rookie, Season

995	Dwayne Bowe	2007
938	Rashee Rice	2023
789	Chris Burford	1960
678	Sylvester Morris	2000
611	Johnny Robinson (RB)	1960

Highest Receiving Average, Career (200 receptions)

18.07	Carlos Carson (352-6,360)	1980-89
17.82	Otis Taylor (410-7,306)	1965-75
17.30	Derrick Alexander (213-3,685)	1998-01
16.82	Stephone Paige (377-6,341)	1983-91
16.29	Eddie Kennison (321-5,230)	2001-07

Highest Receiving Average, Season (24 receptions)

22.36	Otis Taylor (58-1,297)	1966
21.93	Stephone Paige (43-943)	1985
21.83	Frank Pitts (30-655)	1968
21.00	Willie Davis (36-756)	1992
20.69	Mecole Hardman (26-538)	2019

Highest Receiving Average, Game (3 receptions)

42.60	C. McClinton vs. Denver (5-213)	Dec. 19, 1965
40.00	J. Robinson vs. N.Y. Titans (3-120)	Oct. 2, 1960
39.67	Otis Taylor at Denver (3-119)	Dec. 14, 1968
39.00	Fred Arbanas (3-117)	Nov. 18, 1962
38.63	Stephone Paige (8-309)	Dec. 22, 1985

Most 20+ Yard Receptions, Career

154	Travis Kelce	2013-23
130	Tony Gonzalez	1997-08
101	Dwayne Bowe	2007-14
99	Tyreek Hill	2016-21
81	Eddie Kennison	2001-07

CHIEFS INDIVIDUAL RECORDS

Most 20+ Yard Receptions, Season

27	Tyreek Hill	2018
24	Derrick Alexander	2000
23	Travis Kelce	2020
20	Derrick Alexander	1998
19	Tony Gonzalez	2004
19	Dwayne Bowe	2010
19	Dwayne Bowe	2011
19	Travis Kelce	2017
19	Tyreek Hill	2020
19	Travis Kelce	2022

Most 20+ Yard Receptions, Game

6	Tyreek Hill at Tampa Bay	Nov. 29, 2020
5	Derrick Alexander at San Diego	Nov. 22, 1998
5	Tyreek Hill at Los Angeles Chargers	Sept. 9, 2018
5	Tyreek Hill at Los Angeles Rams	Nov. 19, 2018
4	Derrick Alexander vs. St. Louis	Oct. 22, 2000
4	Eddie Kennison vs. Jacksonville	Dec. 31, 2006
4	Dwayne Bowe at Denver	Nov. 14, 2010
4	Travis Kelce at Oakland	Dec. 2, 2018
4	Sammy Watkins at Jacksonville	Sept. 8, 2019
4	Demarcus Robinson at Oakland	Sept. 15, 2019
4	Tyreek Hill vs. Cleveland	Sept. 12, 2021
3	50 times; Last, Travis Kelce at Green Bay	Dec. 3, 2023

RECEIVING TOUCHDOWNS

Most Receiving Touchdowns, Career

76	Tony Gonzalez	1997-08
74	Travis Kelce	2013-23
57	Otis Taylor	1965-75
56	Tyreek Hill	2016-21
55	Chris Burford	1960-67

Most Receiving Touchdowns, Season

15	Dwayne Bowe	2010
15	Tyreek Hill	2020
12	Chris Burford	1962
12	Tyreek Hill	2018
12	Travis Kelce	2022

Most Receiving Touchdowns, Consecutive Seasons

24	Tyreek Hill (15, 9)	2020-21
22	Tyreek Hill (7, 15)	2019-20
21	Chris Burford (12, 9)	1962-63
21	Stephone Paige (10, 11)	1985-86
21	Travis Kelce (9, 12)	2021-22

Most Receiving Touchdowns, Rookie, Season

7	Rashee Rice	2023
6	Fred Arbanas	1962
6	Stephone Paige	1983
6	Tyreek Hill	2016
6	Mecole Hardman	2019

Most Receiving Touchdowns, Game

4	Frank Jackson at San Diego	Dec. 13, 1964
4	Jamaal Charles at Oakland	Dec. 15, 2013
4	Travis Kelce vs. Las Vegas	Oct. 10, 2022
3	Chris Burford at Oakland	Sept. 23, 1962
3	Chris Burford at Boston	Sept. 25, 1966
3	Otis Taylor at Denver	Dec. 17, 1967
3	Otis Taylor at N.Y. Jets	Nov. 16, 1969
3	Sylvester Morris vs. San Diego	Sept. 17, 2000
3	Tony Gonzalez vs. Miami	Sept. 29, 2002
3	Dwayne Bowe at Seattle	Nov. 28, 2010
3	Tyreek Hill at New England	Oct. 14, 2018
3	Sammy Watkins at Jacksonville	Sept. 8, 2019
3	Tyreek Hill at Tampa Bay	Nov. 29, 2020
3	Tyreek Hill at Philadelphia	Oct. 3, 2021
3	Travis Kelce at Los Angeles Chargers	Nov. 20, 2022

Most Consecutive Games, Touchdown Receptions

7	Dwayne Bowe	Oct. 17, 2010 - Nov. 28, 2010
6	Travis Kelce	Dec. 6, 2020 - Sept. 19, 2021
6	Jerick McKinnon	Dec. 4, 2022 - Jan. 7, 2023
5	Chris Burford	Sept. 8, 1962 - Oct. 12, 1962
5	Otis Taylor	Oct. 23, 1966 - Nov. 20, 1966
5	Tyreek Hill	Oct. 25, 2020 - Nov. 29, 2020
4	16 times: Last Travis Kelce	Dec. 16, 2021 - Sept. 11, 2022

Highest TD Catch Percentage, Season (20 recs.)

40.0	Marc Boerigter (20 recs., 8 TDs)	2002
27.3	Gloster Richardson (22 recs., 6 TDs)	1968
26.7	Chris Burford (45 recs., 12 TDs)	1962
25.0	Fred Arbanas (20 recs., 5 TDs)	1967

23.5	Fred Arbanas (34 recs., 8 TDs)	1964
------	--------------------------------	------

Most Touchdown Receptions, QB-Pass Catcher Combinations

51	Patrick Mahomes - Travis Kelce	2017-23
46	Len Dawson - Otis Taylor	1965-75
43	Len Dawson - Chris Burford	1962-67
41	Patrick Mahomes - Tyreek Hill	2017-21
34	Trent Green - Tony Gonzalez	2001-06

TOTAL YARDS FROM SCRIMMAGE

ATTEMPTS

Most Attempts From Scrimmage, Career (All 1,000+)

1,617	Jamaal Charles (1,332 rush, 285 rec.)	2008-16
1,572	Priest Holmes (1,321 rush, 251 rec.)	2001-07
1,526	Larry Johnson (1,375 rush, 151 rec.)	2003-09
1,445	Ed Podolak (1,157 rush, 288 rec.)	1969-77
1,288	Christian Okoye (1,246 rush, 42 rec.)	1987-92
1,073	Marcus Allen (932 rush, 141 rec.)	1993-97

Most Attempts From Scrimmage, Season

457	Larry Johnson (416 rush, 41 rec.)	2006
394	Priest Holmes (320 rush, 74 rec.)	2003
389	Priest Holmes (327 rush, 62 rec.)	2001
383	Priest Holmes (313 rush, 70 rec.)	2002
372	Christian Okoye (370 rush, 2 rec.)	1989

Most Attempts From Scrimmage, Game

41	L. Johnson vs. Seattle (39 rush, 2 rec.)	Oct. 29, 2006
39	J. Charles at New Orleans (33 rush, 6 rec.)	Sept. 23, 2012
38	C. Okoye at Green Bay (38 rush, 0 rec.)	Dec. 10, 1989
38	L. Johnson vs. JAX (33 rush, 5 rec.)	Dec. 31, 2006
37	C. Okoye vs. Seattle (37 rush, 0 rec.)	Nov. 5, 1989
37	L. Johnson at Houston (36 rush, 1 rec.)	Nov. 20, 2005

YARDS

Most Yards From Scrimmage, Career

11,342	Travis Kelce (14 rush, 11,328 rec.)	2013-23
10,954	Tony Gonzalez (14 rush, 10,940 rec.)	1997-08
9,717	Jamaal Charles (7,260 rush, 2,457 rec.)	2008-16
8,447	Priest Holmes (6,070 rush, 2,377 rec.)	2001-07
7,467	Otis Taylor (161 rush, 7,306 rec.)	1965-75

Most Yards From Scrimmage, Season

2,287	Priest Holmes (1,615 rush, 672 rec.)	2002
2,199	Larry Johnson (1,789 rush, 410 rec.)	2006
2,169	Priest Holmes (1,555 rush, 614 rec.)	2001
2,110	Priest Holmes (1,420 rush, 690 rec.)	2003
2,093	Larry Johnson (1,750 rush, 343 rec.)	2005

Most Yards From Scrimmage, Game (All 250+)

309	Stephone Paige vs. San Diego (0 rush, 309 rec.)	Dec. 22, 1985
307	Priest Holmes at Seattle (197 rush, 110 rec.)	Nov. 24, 2002
288	Jamaal Charles at New Orleans (233 rush, 55 rec.)	Sept. 23, 2012
277	Priest Holmes at Oakland (168 rush, 109 rec.)	Dec. 9, 2001
269	Tyreek Hill at Tampa Bay (0 rush, 269 rec.)	Nov. 29, 2020

Scrimmage Yards Per Touch Average, RB, Career (350 touches)

6.60	Abner Haynes (993-6,553)	1960-64
6.01	Jamaal Charles (1,617-9,717)	2008-16
5.89	Kimble Anders (864-5,090)	1991-00
5.61	Kareem Hunt (532-2,984)	1962-69
5.55	Spencer Ware (418-2,319)	1977-80

Yards Per Touch Average, RB, Season (200 touches)

7.0	Jamaal Charles (275-1,935)	2010
6.9	Abner Haynes (211-1,451)	1960
6.6	Abner Haynes (213-1,399)	1961
6.2	Abner Haynes (260-1,622)	1962
6.2	Jamaal Charles (230-1,417)	2009

COMBINED YARDAGE

ATTEMPTS

Most Combined Attempts, Career (All 1,000+)

1,668	Jamaal Charles	2008-16
1,572	Priest Holmes	2001-07
1,565	Ed Podolak	1969-77
1,526	Larry Johnson	2003-09
1,288	Christian Okoye	1987-92
1,098	Abner Haynes	1960-64
1,073	Marcus Allen	1993-97

Most Combined Attempts, Season (All 300+)

CHIEFS INDIVIDUAL RECORDS

457	Larry Johnson	2006
394	Priest Holmes	2003
389	Priest Holmes	2001
383	Priest Holmes	2002
372	Christian Okoye	1989
369	Larry Johnson	2005
329	Jamaal Charles	2013
325	Kareem Hunt	2017
320	Jamaal Charles	2012

Most Combined Attempts, Game

41	Larry Johnson vs. Seattle	Oct. 29, 2006
39	Jamaal Charles at New Orleans	Sept. 23, 2012
38	Christian Okoye at Green Bay	Dec. 10, 1989
38	Larry Johnson vs. Jacksonville	Dec. 31, 2006
37	Christian Okoye vs. Seattle	Nov. 5, 1989
37	L. Johnson at Houston	Nov. 20, 2005

YARDS

Most Combined Yards, Career (All 7,500+)

12,356	Dante Hall	2000-06
11,342	Travis Kelce	2013-23
10,963	Jamaal Charles	2008-16
10,954	Tony Gonzalez	1997-08
8,742	Tyreek Hill	2016-21
8,473	Abner Haynes	1960-64
8,447	Priest Holmes	2001-07
8,343	Ed Podolak	1969-77
7,677	Carlos Carson	1980-89

Most Combined Yards, Season

2,446	Dante Hall	2003
2,342	Jamaal Charles	2009
2,287	Priest Holmes	2002
2,236	Dante Hall	2004
2,283	Dante Hall	2005

Most Combined Yards, Game

309	Stephone Paige vs. San Diego	Dec. 22, 1985
307	Priest Holmes at Seattle	Nov. 24, 2002
296	Dante Hall at Denver	Dec. 7, 2003
290	Noland Smith at San Diego	Oct. 15, 1967
288	Jamaal Charles at New Orleans	Sept. 23, 2012

PUNTING

PUNTS

Most Seasons Leading League in Punts

*4	Jerrel Wilson	1965, '68, '72-'73
1	Bob Grupp	1979
1	Jim Arnold	1984

Most Punts, Career

1,124	Dustin Colquitt	2005-19
1,018	Jerrel Wilson	1963-77
421	Louie Aguiar	1994-98
284	Jim Arnold	1983-85
272	Bryan Barker	1990-93

Most Punts, Season

101	Daniel Pope	1999
99	Lewis Colbert	1986
98	Jim Arnold	1984
96	Dustin Colquitt	2009
95	Dustin Colquitt	2007

Most Punts, Game

11	Bob Grupp vs. Baltimore	Sept. 2, 1979
11	Jim Arnold at San Francisco	Nov. 17, 1985
11	Kelly Goodburn vs. Cleveland	Nov. 19, 1989
11	Louie Aguiar vs. San Diego	Nov. 13, 1994
11	Dustin Colquitt at Chicago	Dec. 4, 2011
10	Jerrel Wilson at N.Y. Jets	Sept. 18, 1965
10	Jerrel Wilson vs. Denver	Oct. 6, 1974
10	Kelly Goodburn at N.Y. Jets	Oct. 2, 1988
10	Todd Sauerbrun at San Diego	Nov. 26, 2000
10	Dustin Colquitt at N.Y. Jets	Dec. 30, 2007

PUNTING DISTANCE

Most Punting Yards, Career (All 10,000+)

50,393	Dustin Colquitt	2005-19
44,218	Jerrel Wilson	1963-77
17,930	Louie Aguiar	1994-98
11,934	Jim Arnold	1983-85
11,267	Bryan Barker	1990-93

Most Punting Yards, Season

4,397	Jim Arnold	1984
4,361	Dustin Colquitt	2009
4,322	Dustin Colquitt	2007
4,218	Daniel Pope	1999
4,084	Dustin Colquitt	2011

Longest Punt (All 70+)

81	Dustin Colquitt vs. San Diego	Dec. 2, 2007
77	Dustin Colquitt at Denver	Dec. 31, 2017
76	Dan Stryzinski vs. Oakland	Sept. 9, 2001
76	Tommy Townsend at Denver	Dec. 11, 2022
74	Bob Grupp vs. San Diego	Nov. 4, 1979
74	Tommy Townsend vs. Los Angeles Chargers	Sept. 15, 2022
73	Dustin Colquitt vs. Oakland	Sept. 14, 2008
72	Jerrel Wilson at San Diego	Sept. 29, 1963
72	Dustin Colquitt at Oakland	Dec. 23, 2006
72	Dustin Colquitt at St. Louis	Dec. 19, 2010
71	Dustin Colquitt at Oakland	Dec. 16, 2012
70	Jerrel Wilson at Denver	Oct. 11, 1964
70	Jerrel Wilson vs. Buffalo	Oct. 18, 1964
70	Jerrel Wilson vs. Houston	Nov. 28, 1968
70	Dustin Colquitt at Jacksonville	Nov. 8, 2009

Highest Punting Average, Career (200 punts)

47.43	Tommy Townsend (201-9,533)	2020-23
44.83	Dustin Colquitt (1,124-50,393)	2005-19
43.44	Jerrel Wilson (1,018-44,218)	1963-77
42.59	Louie Aguiar (421-17,930)	1994-98
42.02	Jim Arnold (284-11,934)	1983-85

Highest Punting Average, Season (50 punts)

50.42	Tommy Townsend (53-2,672)	2022
47.05	Tommy Townsend (59-2,776)	2023
46.83	Dustin Colquitt (83-3,887)	2012
46.03	Dustin Colquitt (87-4,005)	2013
45.89	Dustin Colquitt (89-4,084)	2011

Highest Punting Average, Game (4 punts)

60.75	Tommy Townsend vs. New England (4-243)	Oct. 5, 2020
57.20	Dustin Colquitt vs. San Diego (5-286)	Oct. 31, 2011
56.83	Tommy Townsend vs. Green Bay (6-341)	Nov. 7, 2021
56.40	Jerrel Wilson vs. Boston (5-282)	Oct. 11, 1970
55.60	Louie Aguiar at Arizona (5-278)	Oct. 1, 1995

Highest Net Punting Average, Career (200 Punts)

42.82	Tommy Townsend	2020-23
39.74	Dustin Colquitt	2005-19
35.56	Louie Aguiar	1994-98
35.42	Jerrel Wilson	1963-77
35.13	Bob Grupp	1979-81

Highest Net Punting Average, Season (50 Punts)

45.58	Tommy Townsend	2022
41.85	Tommy Townsend	2023
41.11	Dustin Colquitt	2017
40.84	Dustin Colquitt	2015
40.78	Dustin Colquitt	2009

Highest Net Punting Average, Game (4 Punts)

54.33	Tommy Townsend vs. Green Bay	Nov. 7, 2021
52.50	Dustin Colquitt vs. Denver	Sept. 15, 2015
52.20	Dustin Colquitt at L.A. Chargers	Sept. 9, 2018
52.00	Dustin Colquitt at Indianapolis	Oct. 10, 2010
51.86	Dustin Colquitt at Oakland	Dec. 16, 2012

PUNTS BLOCKED

Most Consecutive Punts, None Blocked

458	Dustin Colquitt	2013-19
377	Louie Aguiar	1994-98
256	Jerrel Wilson	1968-71
233	Jim Arnold	1983-85

Punts Had Blocked, Career

12	Jerrel Wilson	1963-77
5	Dustin Colquitt	2005-19
2	Bob Grupp	1979-81
2	Jim Arnold	1983-85
2	Bryan Barker	1990-93
2	Daniel Pope	1999

Punts Had Blocked, Season

2	Jerrel Wilson	1974
2	Jim Arnold	1985
2	Daniel Pope	1999

Punts Had Blocked, Game

2	Jim Arnold vs. Denver	Oct. 27, 1985
---	-----------------------	---------------

INSIDE THE 20

Most Punts Inside the 20, Career

CHIEFS INDIVIDUAL RECORDS

462	Dustin Colquitt	2005-19
117	Louie Aguiar	1994-98
82	Tommy Townsend	2020-23
62	Bryan Barker	1990-93
58	Jim Arnold	1983-85

Most Punts Inside the 20, Season

45	Dustin Colquitt	2012
41	Dustin Colquitt	2009
38	Dustin Colquitt	2016
37	Dustin Colquitt	2015
35	Dustin Colquitt	2013

PUNT RETURNS

Most Seasons Leading League

1	Dexter McCluster	2013
---	------------------	------

Most Punt Returns, Career

216	J.T. Smith	1979-84
188	Dante Hall	2000-06
181	Tamarick Vanover	1995-99
105	Javier Arenas	2010-12
86	Ed Podolak	1969-77
86	Tyreek Hill	2016-21

Most Punt Returns, Season

58	J.T. Smith	1979
58	Dexter McCluster	2013
51	Tamarick Vanover	1995
51	Tamarick Vanover	1999
50	J.T. Smith	1981

Most Punt Returns, Game

8	Ed Podolak vs. San Diego	Nov. 10, 1974
8	De'Anthony Thomas vs. Oakland	Dec. 14, 2014
7	J.T. Smith vs. Oakland	Sept. 23, 1979
7	J.T. Smith vs. N.Y. Giants	Oct. 21, 1979
7	Tamarick Vanover vs. Detroit	Sept. 26, 1999
7	Tamarick Vanover at Denver	Dec. 5, 1999
7	Eddie Drummond at Oakland	Oct. 21, 2007
7	Dexter McCluster at Jacksonville	Sept. 8, 2013
7	Dexter McCluster at Washington	Dec. 8, 2013

PUNT RETURN YARDS

Most Punt Return Yards, Career

2,289	J.T. Smith	1979-84
1,930	Tamarick Vanover	1995-99
1,882	Dante Hall	2000-06
1,035	Javier Arenas	2010-12
1,009	Tyreek Hill	2016-21

Most Punt Return Yards, Season

686	Dexter McCluster	2013
627	Tamarick Vanover	1999
612	J.T. Smith	1979
592	Tyreek Hill	2016
581	J.T. Smith	1980

Most Punt Return Yards, Game

177	Dexter McCluster at Washington	Dec. 8, 2013
156	De'Anthony Thomas vs. Oakland	Dec. 14, 2014
141	J.T. Smith vs. Oakland	Sept. 23, 1979
139	Tamarick Vanover at Denver	Dec. 5, 1999
130	Tamarick Vanover vs. New Orleans	Dec. 21, 1997

Longest Punt Return (All TDs)

95	Tyreek Hill at San Diego	Jan. 1, 2017
94	Dexter McCluster vs. San Diego	Sept. 13, 2010
93	Dante Hall vs. Denver	Oct. 5, 2003
91	Tyreek Hill at L.A. Chargers	Sept. 9, 2018
90	Dante Hall vs. Arizona	Dec. 1, 2002

Most Seasons Leading League

1	Abner Haynes	1960
1	Noland Smith	1968
1	Ed Podolak	1970
1	J.T. Smith	1980
1	Dante Hall	2003
1	Tyreek Hill	2016

Highest Punt Return Average, Career (50 returns)

12.14	Dexter McCluster (79-959)	2010-13
11.73	Tyreek Hill (86-1,009)	2016-21
11.11	Noland Smith (53-589)	1967-69
10.87	Abner Haynes (55-587)	1960-64
10.66	Tamarick Vanover (181-1,930)	1995-99

Highest Punt Return Average, Season (12 returns)

16.28	Dante Hall (29-472)	2003
15.54	Dexter McCluster (13-202)	2010
15.36	Abner Haynes (14-215)	1960
15.18	Tyreek Hill (39-592)	2016
15.00	Noland Smith (18-270)	1968

Highest Punt Return Average, Game (3 returns)

35.00	D. Hall vs. Denver (3-105)	Oct. 5, 2003
33.33	D. McCluster vs. San Diego (3-100)	Sept. 13, 2010
28.67	M. Garrett at Buffalo (3-86)	Sept. 11, 1966
28.67	N. Smith vs. N.Y. Jets (3-86)	Sept. 15, 1968
28.25	D. McCluster vs. N.Y. Giants (4-113)	Sept. 29, 2013

PUNT RETURN TOUCHDOWNS

Most Punt Return Touchdowns, Career

5	Dante Hall	2000-06
4	J.T. Smith	1979-84
4	Tamarick Vanover	1995-99
4	Tyreek Hill	2016-21
3	Dexter McCluster	2010-13

Most Punt Return Touchdowns, Season

2	J.T. Smith	1979
2	J.T. Smith	1980
2	Dale Carter	1992
2	Tamarick Vanover	1999
2	Dante Hall	2002
2	Dante Hall	2003
2	Dexter McCluster	2013
2	Tyreek Hill	2016

Most Punt Return Touchdowns, Game

1	30 times, Last; Mecole Hardman at Miami	Dec. 13, 2020
---	---	---------------

KICKOFF RETURNS

Most Kickoff Returns, Career

360	Dante Hall	2000-06
212	Tamarick Vanover	1995-99
84	Dave Grayson	1961-64
72	Knile Davis	2013-16
68	Noland Smith	1967-69

Most Kickoff Returns, Season

68	Dante Hall	2004
65	Dante Hall	2005
57	Dante Hall	2002
57	Dante Hall	2003
53	Dante Hall	2006

Most Kickoff Returns, Game

9	Noland Smith vs. Oakland	Nov. 23, 1967
9	Paul Palmer at Seattle	Sept. 20, 1987
8	Jon Vaughn at Miami	Dec. 12, 1994
8	Dante Hall vs. Philadelphia	Oct. 2, 2005
8	Quintin Demps vs. San Diego	Nov. 24, 2013

KICKOFF RETURN YARDS

Most Kickoff Return Yards, Career

8,644	Dante Hall	2000-06
5,099	Tamarick Vanover	1995-99
2,231	Dave Grayson	1961-64
1,942	Knile Davis	2013-16
1,822	Noland Smith	1967-69

Most Kickoff Return Yards, Season

1,718	Dante Hall	2004
1,560	Dante Hall	2005
1,478	Dante Hall	2003
1,354	Dante Hall	2002
1,308	Tamarick Vanover	1997

Most Kickoff Return Yards, Game (All 200+)

251	Jon Vaughn at Miami	Dec. 12, 1994
244	Noland Smith at San Diego	Oct. 15, 1967
234	Dante Hall vs. Philadelphia	Oct. 2, 2005
233	Dante Hall vs. San Diego	Nov. 28, 2004
221	Paul Palmer at Seattle	Sept. 20, 1987
207	Tremon Smith at L.A. Rams	Nov. 19, 2018
206	Noland Smith vs. Oakland	Nov. 23, 1967

Longest Kickoff Return (All TDs)

108	Knile Davis vs. Denver	Dec. 1, 2013
106	Noland Smith at Denver	Dec. 17, 1967
104	Mecole Hardman vs. L.A. Chargers	Dec. 29, 2019
102	Byron Pringle at Denver	Oct. 25, 2020
100	Dante Hall vs. Pittsburgh	Sept. 14, 2003
99	Dave Grayson at Denver	Sept. 7, 1963

CHIEFS INDIVIDUAL RECORDS

99	Tamarick Vanover at Seattle	Sept. 3, 1995
99	Knile Davis vs. St. Louis	Oct. 26, 2014
97	Boyce Green at Pittsburgh	Dec. 21, 1986
97	Tamarick Vanover at Denver	Oct. 27, 1996
97	Dante Hall at Baltimore	Sept. 28, 2003
97	Dante Hall vs. Denver	Dec. 19, 2004
97	Jamaal Charles vs. Pittsburgh	Nov. 22, 2009

Most Seasons Leading League in Kickoff Return Average

1	Dave Grayson	1961
1	Noland Smith	1967
1	Lawrence Williams	1976

Highest Kickoff Return Average, Career (50 returns)

26.97	Knile Davis (72-1,942)	2013-16
26.79	Noland Smith (68-1,822)	1967-69
26.56	Dave Grayson (84-2,231)	1961-64
25.50	Abner Haynes (52-1,326)	1960-64
24.52	De'Anthony Thomas (58-1422)	2014-19

Highest Kickoff Return Average, Season (15 returns)

30.06	Quintin Demps (33-992)	2013
29.72	Dave Grayson (18-535)	1962
28.59	Knile Davis (29-829)	2014
28.31	Dave Grayson (16-453)	1961
28.30	Larry Marshall (23-651)	1972

Highest Kickoff Return Average, Game (3 returns)

48.67	Dante Hall vs. Pittsburgh (3-146)	Sept. 14, 2003
45.00	Tremon Smith at New England (4-180)	Oct. 14, 2018
44.67	Dante Hall vs. St. Louis (3-134)	Dec. 8, 2002
44.33	Paul Palmer vs. Seattle (3-133)	Dec. 27, 1987
40.67	Noland Smith at San Diego (6-244)	Oct. 15, 1967
40.33	L. Williams vs. Cincinnati (3-121)	Nov. 21, 1976
40.33	Dante Hall at Baltimore (3-121)	Sept. 28, 2003

KICKOFF RETURN TOUCHDOWNS

Most Kickoff Return Touchdowns, Career

6	Dante Hall	2000-06
4	Tamarick Vanover	1995-99
2	Paul Palmer	1987-88
2	Knile Davis	2013-16

Most Kickoff Return Touchdowns, Season

2	Paul Palmer	1987
2	Tamarick Vanover	1995
2	Dante Hall	2003
2	Dante Hall	2004

Most Kickoff Return Touchdowns, Game

1	25 times	
	Last: Byron Pringle vs. Denver	Oct. 25, 2020

FUMBLES

Most Opponents Fumbles Forced, Career

45	Derrick Thomas	1989-99
33	Tamba Hali	2006-17
29	Neil Smith	1988-96
23	Derrick Johnson	2005-17
14	Justin Houston	2011-18
13	Kevin Ross	1984-93, '97
13	Jared Allen	2004-07

Most Opponents Fumbles Forced, Season

8	Derrick Thomas	1992
7	Jared Allen	2005
7	Dee Ford	2018
6	Derrick Thomas	1990
6	Derrick Thomas	1994
6	Tamba Hali	2006

Most Fumbles Forced, Rookie, Season

6	Tamba Hali	2006
4	Kevin Ross	1984
4	Tim Cofield	1986

INTERCEPTIONS

Most Seasons, Leading League

2	Johnny Robinson	1966, '70
2	Emmitt Thomas	1969, '74

Most Interceptions By, Career

58	Emmitt Thomas	1966-78
57	Johnny Robinson	1960-71

50	Deron Cherry	1981-91
39	Gary Barbaro	1976-82
38	Albert Lewis	1983-93

Most Interceptions By, Season

12	Emmitt Thomas	1974
10	Johnny Robinson	1966
10	Bobby Hunt	1966
10	Johnny Robinson	1970
10	Gary Barbaro	1980

Most Interceptions By, Rookie, Season

8	Marcus Peters	2015
8	Bobby Hunt	1962
7	Bobby Ply	1962
7	Dale Carter	1992
6	David Webster	1960
6	Kevin Ross	1984

Most Interceptions By, Game

*4	Bobby Ply vs. San Diego	Dec. 16, 1962
*4	Bobby Hunt vs. Houston	Oct. 4, 1964
*4	Deron Cherry vs. Seattle	Sept. 29, 1985
3	Bobby Hunt at Houston	Oct. 28, 1962
3	Bobby Ply vs. Denver	Dec. 9, 1962
3	Johnny Robinson at Baltimore	Sept. 28, 1970
3	Albert Lewis vs. Atlanta	Dec. 8, 1985
3	Lloyd Burruss vs. San Diego	Oct. 19, 1986
3	Albert Lewis vs. Atlanta	Sept. 1, 1991
3	Greg Wesley vs. Miami	Sept. 29, 2002
3	Greg Wesley vs. New England	Nov. 27, 2005
	*NFL RECORD	

Most Consecutive Games, Pass Intercepted By

6	Eric Harris	1980
5	Emmitt Thomas	1973-74
5	Gary Barbaro	1980-81
5	Albert Lewis	1993
4	Emmitt Thomas	1974-75
4	Deron Cherry	1986

INTERCEPTION RETURN YARDS

Most Interception Return Yards, Career

937	Emmitt Thomas (58 INTs)	1966-78
771	Gary Barbaro (39 INTs)	1975-82
741	Johnny Robinson (57 INTs)	1960-71
688	Deron Cherry (50 INTs)	1981-91
674	Bobby Hunt (37 INTs)	1962-67

Most Interception Return Yards, Season

280	Marcus Peters (8 INTs)	2015
274	Mark McMillian (8 INTs)	1997
228	Bobby Hunt (6 INTs)	1963
214	Emmitt Thomas (12 INTs)	1974
193	Lloyd Burruss (5 INTs)	1986

Most Interception Return Yards Gained, Game

121	Lloyd Burruss vs. San Diego (3 INTs)	Oct. 19, 1986
118	Brandon Flowers at N.Y. Jets (2 INTs)	Oct. 26, 2008
108	Bobby Ply vs. San Diego (4 INTs)	Dec. 16, 1962
108	Bobby Hunt vs. Houston (4 INTs)	Oct. 4, 1964
105	Derrick Johnson vs. Denver (2 INTs)	Jan. 3, 2010

Longest Interception Return

102	Gary Barbaro vs. Seattle	Dec. 11, 1977
100	Tim Collier at Oakland	Dec. 18, 1977
100	Sean Smith at Buffalo	Nov. 3, 2013
99	Dave Grayson vs. N.Y. Titans	Dec. 17, 1961
99	Kevin Ross at San Diego	Sept. 6, 1992
99	Jaylen Watson vs. L.A. Chargers	Sept. 15, 2022

INTERCEPTION RETURN TOUCHDOWNS

Most Interception Return Touchdowns, Career

6	Bobby Bell	1963-74
5	Emmitt Thomas	1966-78
5	Jim Kearney	1967-75
5	Eric Berry	2010-18
4	Lloyd Burruss	1981-91
4	Derrick Johnson	2005-17
4	Daniel Sorensen	2014-21

Most Interception Return Touchdowns, Season

4	Jim Kearney	1972
3	Lloyd Burruss	1986
3	Mark McMillian	1997
2	David Webster	1960
2	Sherrill Headrick	1961
2	Emmitt Thomas	1974
2	Charles Mincy	1992
2	Jerome Woods	1993
2	James Hasty	1999

CHIEFS INDIVIDUAL RECORDS

2	Jerome Woods	2003
2	Derrick Johnson	2009
2	Eric Berry	2013
2	Marcus Peters	2015
2	Eric Berry	2016

Most Interception Return Touchdowns, Game

*2	Jim Kearney at Denver	Oct. 1, 1972
*2	Lloyd Burruss vs. San Diego	Oct. 19, 1986
*2	Derrick Johnson at Denver	Jan. 3, 2010

*NFL RECORD

SACKS

Most Sacks, Career (All 50.0+)

126.5	Derrick Thomas	1989-99
89.5	Tamba Hali	2006-17
85.5	Neil Smith	1988-96
78.5	Justin Houston	2011-18
75.5	Chris Jones	2016-23
73.0	Art Still	1978-87 (Pre-1982)
51.0	Mike Bell	1979-85, '87-91

Most Sacks, Season

22.0	Justin Houston	2014
20.0	Derrick Thomas	1990
15.5	Jared Allen	2007
15.5	Chris Jones	2018
15.5	Chris Jones	2022

Most Sacks, Consecutive Seasons

33.5	Derrick Thomas (20.0, 13.5)	1990-91
33.0	Justin Houston (11.0, 22.0)	2013-14
30.0	Derrick Thomas (10.0, 20.0)	1989-90
29.5	Neil Smith (14.5, 15.0)	1992-93
29.5	Justin Houston (22.0, 7.5)	2014-15

Most Sacks, Rookie, Season

10.0	Derrick Thomas	1989
9.0	Jared Allen	2004
8.0	Tamba Hali	2006
6.5	Art Still	1978
6.0	George Karlaftis	2022

Most Sacks, Game

*7.0	Derrick Thomas vs. Seattle	Nov. 11, 1990
6.0	Derrick Thomas vs. Oakland	Sept. 6, 1998
4.5	Justin Houston at Philadelphia	Sept. 19, 2013
4.0	Wilbur Young at San Diego	Oct. 19, 1975
4.0	Art Still at Oakland	Oct. 5, 1980
4.0	Derrick Thomas vs. Buffalo	Oct. 7, 1991
4.0	Derrick Thomas vs. San Diego	Nov. 8, 1992
4.0	Neil Smith vs. L.A. Raiders	Oct. 3, 1993
4.0	Justin Houston vs. San Diego	Dec. 28, 2014

*NFL RECORD

Most Sack Yards, Career

699.0	Derrick Thomas	1989-99
591.5	Tamba Hali	2006-17
528.5	Chris Jones	2016-23
506.5	Neil Smith	1988-96
452.0	Justin Houston	2011-18

Most Sack Yards, Season

127.0	Neil Smith	1993
122.0	Chris Jones	2018
114.5	Neil Smith	1992
113.0	Derrick Thomas	1992
111.0	Jared Allen	2007

Most Sack Yards, Game

36.0	Derrick Thomas vs. San Diego	Nov. 8, 1992
36.0	Derrick Thomas vs. Oakland	Sept. 6, 1998
35.0	Neil Smith vs. Los Angeles	Oct. 3, 1993
34.0	Vonnie Holliday vs. San Diego	Sept. 7, 2003
33.0	Darren Mickell vs. Denver	Dec. 17, 1995

TACKLES

Most Tackles, Career

1,262	Derrick Johnson	2005-17
999	Gary Spani	1978-86
992	Art Still	1978-87
927	Deron Cherry	1981-91
876	Donnie Edwards	1996-01, 2007-08
827	Kevin Ross	1984-93, '97

Most Tackles, Season

180	Nick Bolton	2022
179	Derrick Johnson	2011
162	Mike Maslowski	2002
157	Gary Spani	1979
153	Gary Spani	1981

Most Tackles, Rookie, Season

144	Gary Spani	1978
140	Dino Hackett	1986
126	Eric Berry	2010
120	Art Still	1978
112	Nick Bolton	2021
101	Greg Wesley	2000

Most Tackles, Consecutive Seasons

326	Derrick Johnson (147, 179)	2010-11
306	Gary Spani (157, 149)	1979-80
304	Derrick Johnson (179, 125)	2011-12
302	Gary Spani (149, 153)	1980-81
301	Gary Spani (144, 157)	1978-79

SPECIAL TEAM TACKLES

Most Special Teams Tackles, Career

148	Gary Stills	1999-05
147	Greg Manuskus	1994-99
97	Danan Hughes	1993-98
96	Tony Richardson	1995-05
94	Louis Cooper	1985-90

Most Special Teams Tackles, Season

34	Gary Stills	2002
29	Gary Stills	2003
29	Rich Scanlon	2005
28	Ken Jolly	1984
27	Albert Lewis	1983
27	Todd McNair	1990
27	Bennie Thompson	1992
27	Greg Manuskus	1999

Most Special Teams Tackles, Consecutive Seasons

63	Gary Stills	2002-03
54	Gary Stills	2003-04
52	Gary Stills	2001-02
51	Greg Manuskus	1996-97
50	Greg Manuskus	1998-99
50	Gary Stills	2004-05

BLOCKED KICKS

Most Opponents Punts Blocked, Career

10	Albert Lewis	1983-93
3	Bernard Pollard	2006-08
2	Ed Beckman	1977-84
2	Gary Green	1977-83
2	Sherrill Headrick	1960-67
1	D.J. Alexander	2015

Most Opponents Punts Blocked, Season

4	Albert Lewis	1990
3	Albert Lewis	1986
2	Sherrill Headrick	1963
2	Bernard Pollard	2006

Most Opponents Punts Blocked, Game

2	Sherrill Headrick vs. Denver	Dec. 8, 1963
---	------------------------------	--------------

Longest Return of Blocked Field Goal

78 (TD)	Lloyd Burruss at Pittsburgh	Dec. 21, 1986
65 (TD)	Kevin Ross at Cincinnati	Dec. 6, 1987

The following individual records relate solely to service with the Chiefs. They include National Football League regular-season statistics only - with the exception of those single-game records marked by "*" or "**".

TEAM RECORDS

GAMES WON

Most Consecutive Games Won

11	2015-16
10	2019-20, 2020
9	2003, 2013, 2017-18
8	2021
7	1968-69, 1969, 1995, 1997-98, 2016-17
6	1968, 1995-96, 1997, 2023
5	1961-62, 1966-67, 1971, 1984-85, 1994-95, 2014, 2016, 2018-19, 2022 (2)

Most Consecutive Games Won, Single Season

10	2015, 2020
9	2003, 2013
8	2021
7	1969, 1995
6	1968, 1997, 2019, 2023
5	1968, 1971, 2014, 2016, 2017, 2018, 2022 (2)

Most Consecutive Games Won, Start of Season

9	2003, 2013
5	2017, 2018
4	1996, 2019, 2020
3	1962, 1966, 1994, 1995, 2010

Most Consecutive Games Won, End of Season

10	2015
6	1997, 2019
5	1968, 2022
4	2017
3	1960, 1963, 1966, 1967, 1971, 1972, 1984, 1986

Most Consecutive Home Games Won

13	2002-03
11	1994-96, 1997-98
10	1968-69, 2015-16
9	1970-71, 2017-18

Most Consecutive Road Games Won

11	2019-20
9	1966-67, 2016-17
6	1967-68, 2022-23
5	1968-69, 1971-72

GAMES LOST

Most Consecutive Games Lost

12	2007-08
9	1987, 2008-09
8	1975-76, 2012
7	1985, 2008

Most Consecutive Games Lost, Start of Season

5	1977, 2009
4	1976, 1980
3	1975, 2004, 2008, 2011

Most Consecutive Games Lost, End of Season

9	2007
6	1977
4	1975, 2008, 2012

Most Consecutive Home Games Lost

10	2008-09
8	1974-75
7	1975-76, 2011-12
6	1977-78, 2007-08

Most Consecutive Road Games Lost

9	2007-08
8	1978-79, 1985-86
6	1985-86, 1988, 2012

SCORING

POINTS

Most Points, Season (All 400+)

565	2018
496	2022
484	2003
483	2004
480	2021
473	2020
467	2002

451	2019
448	1966
430	2013
415	2017
408	1967
405	2015
403	2005

Highest Scoring Average, Season

35.3	2018 (565 in 16 games)
32.0	1966 (448 in 14 games)
30.3	2003 (484 in 16 games)
30.2	2004 (483 in 16 games)
29.6	2020 (473 in 16 games)

Most Points, Consecutive Seasons

1,016	2018-19 (565, 451)
980	2017-18 (415, 565)
976	2021-22 (480, 496)
967	2003-04 (484, 483)
953	2020-21 (473, 480)

Fewest Points, Season

176	1982 (9 games)
211	2012
212	2011
225	1977
226	2007

Lowest Scoring Average, Season

13.2	2012 (211 in 16 games)
13.3	2011 (212 in 16 games)
14.1	2007 (226 in 16 games)
14.9	1979 (238 in 16 games)
15.2	1978 (243 in 16 games)

Largest Scoring Differential, Season

201	1968 (371 - 170)
182	1969 (359 - 177)
176	1966 (448 - 276)
156	1962 (389 - 233)
154	1967 (408 - 254)

Most 40-Point Games, Season

5	2003, 2018
4	1966, 2002, 2004
3	1961, 1962, 1963, 1964, 1967, 2021, 2022
2	1965, 1968, 1983, 2000, 2010, 2013, 2017, 2019

Most 30-Point Games, Season

12	2018
9	2020, 2021
8	1966, 2002, 2004, 2022
7	1999, 2003, 2019
6	1960, 1967, 2010
5	1962, 1965, 1968, 1983, 1994, 2005, 2006, 2015, 2016, 2017

Most Points Scored, Game (All 50+)

59	at Denver	Sept. 7, 1963
56	at Denver	Oct. 23, 1966
56	vs. Atlanta	Oct. 24, 2004
56	at Oakland	Dec. 15, 2013
54	vs. St. Louis	Oct. 22, 2000
52	at N.Y. Titans	Nov. 11, 1962
52	vs. Denver	Dec. 8, 1963
52	vs. Houston	Nov. 28, 1965
52	vs. Denver	Oct. 29, 1967
51	at L.A. Rams	Nov. 19, 2018

Largest Margin of Victory, Game

52	Kansas City (59) at Denver (7)	Sept. 7, 1963
49	Kansas City (49) vs. Arizona (0)	Dec. 1, 2002
48	Kansas City (48) vs. N.Y. Jets (0)	Dec. 22, 1963
46	Kansas City (56) vs. Denver (10)	Oct. 23, 1966
46	Kansas City (56) vs. Atlanta (10)	Oct. 24, 2004

Most Points, Both Teams, Game

105	Kansas City (51) at LAR (54)	Nov. 19, 2018
99	Kansas City (48) at Seattle (51)	Nov. 27, 1983 (OT)
88	Kansas City (49) vs. Denver (39)	Nov. 1, 1964
88	Kansas City (54) vs. St. Louis (34)	Oct. 22, 2000
87	Kansas City (49) at Tennessee (38)	Dec. 13, 2004
87	Kansas City (56) at Oakland (31)	Dec. 15, 2013

Fewest Points, Both Teams, Game

3	Kansas City (0) at Tampa Bay (3)	Dec. 16, 1979
9	Kansas City (3) vs. Cleveland (6)	Sept. 4, 1988
10	Kansas City (7) at Denver (3)	Jan. 1, 2012
12	Kansas City (6) vs. St. Louis (6)	Nov. 22, 1970
12	Kansas City (3) at Miami (9)	Oct. 20, 1974

Most Points Shutout Victory, Game

TEAM RECORDS

49	vs. Arizona	Dec. 1, 2002
48	vs. N.Y. Jets	Dec. 22, 1963
41	vs. Miami	Oct. 8, 1967
41	vs. San Francisco	Oct. 1, 2006
34	vs. Boston	Dec. 11, 1960
34	vs. Houston	Nov. 26, 1989
34	vs. Cleveland	Sept. 30, 1990
34	vs. San Diego	Oct. 31, 1999

Fewest Points, Shutout Victory, Game

14	vs. Baltimore	Sept. 2, 1979
16	vs. Denver	Dec. 6, 1970
17	vs. L.A. Chargers	Sept. 25, 1960
19	at San Diego	Nov. 4, 1973
23	vs. San Diego	Nov. 26, 1978

Largest Fourth-Quarter Comebacks

	Opponent	Deficit	Final	Date
17	at Green Bay	14-31	40-34 (OT)	Oct. 12, 2003
17	vs. San Diego	10-27	33-27 (OT)	Sept. 11, 2016
14	at N.Y. Jets	3-17	17-17 (OT)	Oct. 2, 1988
14	vs. N.Y. Giants	3-17	20-17 (OT)	Sept. 10, 1995
14	at Oakland	20-34	37-34	Nov. 28, 1999
14	at Carolina	3-17	20-17	Nov. 13, 2016

Largest Second-Half Comebacks

	Opponent	Deficit	Final	Date
21	vs. San Diego	3-24	33-27 (OT)	Sept. 11, 2016
18	at New Orleans	6-24	27-24	Sept. 23, 2012
17	at Buffalo	10-27	27-27	Sept. 22, 1963
17	at Oakland	0-17	28-17	Oct. 25, 1981
17	at Green Bay	14-31	40-34 (OT)	Oct. 12, 2003
16	at San Diego	0-16	24-23	Nov. 2, 1986
14	at N.Y. Jets	3-17	17-17 (OT)	Oct. 2, 1988
14	vs. San Diego	0-14	20-17 (OT)	Dec. 8, 1991
14	vs. N.Y. Giants	3-17	20-17 (OT)	Sept. 10, 1995
14	at Oakland	13-27	28-27	Sept. 8, 1997
14	at Oakland	20-34	37-34	Nov. 28, 1999
14	at Carolina	3-17	20-17	Nov. 13, 2016

Most Consecutive Games Scoring

181	2012-present
179	1963-76
139	1994-2002
91	1987-93
84	2003-08

Most Points, Two Consecutive Games

104	Oct. 23, 1966 - Oct. 30, 1966 (56, 48)
101	Oct. 24, 2004 - Oct. 31, 2004 (56, 45)
101	Dec. 8, 2013 - Dec. 15, 2013 (45, 56)
98	Dec. 1, 2002 - Dec. 8, 2002 (49, 49)
94	Oct. 29, 1967 - Nov. 5, 1967 (52, 42)
94	Dec. 13, 2004 - Dec. 19, 2004 (49, 45)

Most First-Half Points, Game

42	vs. Denver	Oct. 29, 1967
38	at Miami	Sept. 28, 1968
38	at Washington	Dec. 8, 2013
35	vs. Arizona	Dec. 1, 2002
35	vs. St. Louis	Dec. 8, 2002
35	vs. Atlanta	Oct. 24, 2004
35	at Oakland	Dec. 15, 2013
35	vs. San Francisco	Sept. 23, 2018
35	vs. Las Vegas	Dec. 12, 2021

Most First-Quarter Points, Season

158	1966
147	2018
130	2021
124	2013
113	2004

Most First-Quarter Points, Game

24	at Miami	Sept. 28, 1968
21	13 times, last at Pittsburgh	Sept. 16, 2018

Most Second-Quarter Points, Season

177	2019
172	2022
165	2023
153	2003
150	2018

Most Second-Quarter Points, Game

28	vs. Denver	Oct. 29, 1967
28	vs. Pittsburgh	Oct. 18, 1971
28	vs. Denver	Dec. 7, 1980
28	vs. San Diego	Dec. 22, 1985
28	at Washington	Sept. 30, 2001
28	at Oakland	Sept. 15, 2019

Most Second-Half Points, Game

35	at Denver	Oct. 23, 1966
35	at Denver	Dec. 1, 1972
35	at Tennessee	Dec. 13, 2004
34	at Denver	Jan. 3, 2010
31	at Denver	Sept. 7, 1963
31	at New England	Oct. 14, 2018

Most Third-Quarter Points, Season

134	2018
110	2022
109	1963
106	1964
105	1998

Most Third-Quarter Points, Game

22	vs. Oakland	Nov. 26, 1961
22	vs. New York Jets	Nov. 5, 1967
22	vs. Buffalo	Oct. 18, 1969
21	at Buffalo	Nov. 6, 1960
21	at Denver	Sept. 7, 1963
21	at Denver	Oct. 1, 1972
21	vs. Oakland	Oct. 3, 1977
21	vs. Oakland	Dec. 14, 2014

Most Fourth-Quarter Points, Season

168	2002
140	2004
136	2020
131	2003, 2018
129	1962, 2021
127	1960

Most Fourth-Quarter Points, Game

23	at Buffalo	Nov. 2, 1969
23	at Cleveland	Sept. 8, 2002
22	at N.Y. Titans	Nov. 24, 1960
21	at Baltimore	Oct. 21, 1999
21	at New England	Sept. 7, 2017

TOUCHDOWNS

Most Touchdowns, Season

71	2018
63	2003
62	2004
61	2022
57	2002, 2020, 2021

Most Touchdowns, Consecutive Seasons

125	2003-04 (63, 62)
121	2018-19 (71, 50)
120	2002-03 (57, 63)
118	2021-22 (57, 61)
114	2020-21 (57, 57)

Fewest Touchdowns, Season

17	1982 (9 games)
18	2012
20	2011
23	1973
24	1988, 2007

Most Touchdowns, Game

8	at Denver	Sept. 7, 1963
8	at Denver	Oct. 23, 1966
8	vs. Atlanta	Oct. 24, 2004
8	at Oakland	Dec. 15, 2013
7	13 times; Last at L.A. Rams	Nov. 19, 2018

Most Touchdowns, Both Teams, Game

14	Kansas City (7) at Los Angeles Rams (7)	Nov. 19, 2018
13	Kansas City (7) at Seattle (6)	Nov. 27, 1983 (OT)
13	Kansas City (8) at Oakland (5)	Dec. 15, 2013
12	Kansas City (7) vs. Denver (5)	Nov. 1, 1964
12	Kansas City (7) vs. St. Louis (5)	Oct. 22, 2000
12	Kansas City (7) at Tennessee (5)	Dec. 13, 2004

Most Consecutive Games Scoring Touchdowns

96	1963-70
64	1997-01
60	2017-21
52	1960-63
35	1994-96

Most Offensive Touchdowns, Season

66	2018
59	2022
58	2004
56	2003
53	2002, 2020, 2021

Fewest Offensive Touchdowns, Season

TEAM RECORDS

13 1982 (9 games)
 17 2012
 18 2011
 21 1973, 1974

Most Return Touchdowns, Season

11 1992, 1999, 2013
 8 2016
 7 1995, 1997, 2003

Most Defensive Touchdowns, Season

9 1999
 8 1992
 6 2013, 2015
 5 1972, 1974, 1977
 4 1960, 1967, 1981, 1986, 1995, 1997, 2016, 2018, 2021

Fewest Defensive Touchdowns, Season

0 1962, 1976, 1978, 1988, 2006, 2012
 1 1961, 1975, 1976, 1989, 1998, 2001, 2002, 2007

Most Defensive Touchdowns, Game

3 vs. Denver Dec. 27, 1992
 2 15 times, last at Baltimore Dec. 20, 2015

Most Interception Return TDs, Season

6 1992
 5 1972, 1974, 1999, 2013
 4 1960, 1986, 1997, 2015, 2016

Most Fumble Return TDs, Season

4 1999
 3 1997, 1980, 1981, 2017

Most Special Teams Touchdowns, Season

5 1986, 1987, 2013
 4 1995, 2003, 2016
 3 1969, 1992, 2002, 2009

Most Special Teams Touchdowns, Game

3 at Pittsburgh Dec. 21, 1986
 2 vs. Cleveland Sept. 30, 1990
 2 vs. St. Louis Dec. 8, 2002
 2 at Washington Dec. 8, 2013

POINTS AFTER TOUCHDOWN

Most Points After Touchdown, Season

65 2018
 58 2003, 2004
 54 2002
 52 2013
 50 2021, 2022

Fewest Points After Touchdown, Season

17 1982 (9 games), 2012
 20 2011
 21 1973, 2007
 23 1988

Most Points After Touchdown, Game

8 at Denver Sept. 8, 1963
 8 at Denver Oct. 23, 1966
 8 vs. Atlanta Oct. 24, 2004
 8 at Oakland Dec. 15, 2013
 7 9 time; Last at Tennessee Dec. 13, 2004

Most Two-Point Attempts, Season

6 2001
 5 1997, 2022
 4 1961, 1994, 2008, 2015
 3 1964, 1965, 1966, 1967, 1995, 2002, 2003, 2007, 2020, 2021

Most Two-Point Conversions, Season

3 1961, 1965, 1994, 2001, 2020, 2022
 2 1966, 1967, 1997, 2015, 2016, 2021
 1 12 times, Last; 2019

Most Two-Point Attempts, Game

2 vs. Buffalo Oct. 18, 1964
 2 at Houston Oct. 24, 1965
 2 vs. Denver Dec. 4, 1994
 2 at Oakland Sept. 8, 1997
 2 at St. Louis Oct. 26, 1997
 2 vs. New Orleans Dec. 21, 1997
 2 at San Diego Nov. 9, 2008
 2 at Denver Nov. 14, 2010
 2 at Greeb Bay Sept. 28, 2015
 2 at Oakland Dec. 6, 2015
 2 vs. Denver Dec. 15, 2019

Most Two-Point Conversions, Game

2 at Houston Oct. 24, 1965
 2 at St. Louis Oct. 26, 1997

FIELD GOALS

Most Field Goals Attempted, Season

45 1971, 2017
 42 1970
 40 1968
 38 1973, 1976, 2019

Fewest Field Goals Attempted, Season

17 1964
 18 1977
 20 2003
 22 2008
 23 1979, 2004

Most Field Goals Attempted, Game

7 vs. Buffalo Dec. 19, 1971
 7 vs. Cincinnati Oct. 4, 2015
 6 13 times; Last vs Cincinnati Dec. 31, 2023

Most Field Goals Attempted, Both Teams, Game

10 Kansas City (7) vs. Buffalo (3) Dec. 19, 1971
 10 Kansas City (5) at San Diego (5) Oct. 29, 1972
 10 Kansas City (5) at San Diego (5) Sept. 29, 1996
 10 Kansas City (6) vs. Denver (4) Dec. 16, 2001
 10 Kansas City (5) vs. Denver (5) Sept. 28, 2008

Most Field Goals Made, Season

41 2017
 34 1990, 2019
 33 2023
 31 2016
 30 1968, 1970, 2015

Fewest Field Goals Made, Season

7 1961
 8 1963, 1964, 1977
 12 1979

Most Field Goals Made, Game

7 at Cincinnati Oct. 4, 2015
 6 at New Orleans Sept. 23, 2012
 6 vs. Cincinnati Dec. 31, 2023
 5 at Buffalo Nov. 2, 1969
 5 vs. Buffalo Dec. 7, 1969
 5 vs. Buffalo Dec. 19, 1971
 5 vs. L.A. Raiders Sept. 12, 1985
 5 vs. Cincinnati Nov. 13, 1988
 5 at Chicago Dec. 29, 1990
 5 vs. Denver Sept. 20, 1993
 5 vs. Minnesota Oct. 2, 2011
 5 at Denver Nov. 15, 2015
 5 at Houston Oct. 8, 2017
 5 vs. Denver Oct. 30, 2017
 5 vs. Miami Dec. 24, 2017
 5 vs. Denver Dec. 6, 2020

Most Field Goals Made, Both Teams, Game

9 Kansas City (4) at San Diego (5) Sept. 29, 1996
 9 Kansas City (4) at New England (5) Oct. 14, 2018
 8 Kansas City (5) vs. Buffalo (3) Dec. 19, 1971
 8 Kansas City (4) vs. Denver (4) Sept. 28, 2008
 8 Kansas City (4) vs. Houston (4) Sept. 18, 2016

Most Consecutive Games Scoring Field Goals

19 2021-22
 18 2001-02
 16 2017-18, 2019-20
 15 2005

SAFETIES

Most Safeties, Season

3 1988, 1997
 2 1994

Most Safeties, Game

1 27 times; Last at San Francisco Oct. 23, 2022

FIRST DOWNS

Most First Downs, Season

419 2021
 408 2022
 398 2004
 397 2020

TEAM RECORDS

384 2018

Fewest First Downs, Season

163 1982 (9 games)
183 1970
208 1973
219 1977
223 1968

Most First Downs, Game (All 30+)

36 vs. Atlanta Oct. 24, 2004
36 at Las Vegas Nov. 22, 2020
34 at New Orleans Dec. 20, 2020
33 vs. Indianapolis Oct. 31, 2004
33 vs. Cincinnati Oct. 21, 2018
33 vs. L.A. Chargers Sept. 26, 2021
33 at Arizona Sept. 11, 2022
33 at Houston Dec. 18, 2022
32 at Houston Oct. 24, 1965
32 at Seattle Nov. 24, 2002
32 vs. Oakland Dec. 25, 2004
31 at Oakland Nov. 5, 2000
31 vs. San Francisco Sept. 23, 2018
31 at Philadelphia Oct. 3, 2021
31 vs. Chicago Sept. 24, 2023
30 vs. Cleveland Nov. 9, 2003
30 at L.A. Raiders Dec. 22, 1991
30 vs. Seattle Oct. 29, 2006
30 at Denver Nov. 14, 2010
30 vs. Baltimore Dec. 9, 2018

Fewest First Downs, Game

4 at Tampa Bay Dec. 16, 1979
5 at San Diego Dec. 12, 2010
7 at Boston Oct. 23, 1964
7 at Oakland Dec. 12, 1970
7 at Denver Dec. 9, 2007
7 at Oakland Dec. 16, 2012
8 12 times; Last at Denver Dec. 30, 2012

Most First Downs, Both Teams, Game

64 Kansas City (32) at Seattle (32) Nov. 24, 2002
62 Kansas City (31) at Oakland (31) Nov. 5, 2000
61 Kansas City (36) at Las Vegas (25) Nov. 22, 2020
61 Kansas City (31) at Philadelphia (30) Oct. 3, 2021
59 Kansas City (26) at Seattle (33) Nov. 27, 1983 (OT)

Fewest First Downs, Both Teams, Games

15 Kansas City (7) vs. Denver (8) Dec. 6, 1970
18 Kansas City (7) at Boston (11) Oct. 23, 1964

RUSHING FIRST DOWNS

Most Rushing First Downs, Season

160 1978, 1981
140 2002
138 2004, 2005
130 1980
129 1969, 1997, 2010

Fewest Rushing First Downs, Season

66 2007
71 1982 (9 games)
79 1985
83 1970, 1983, 1986
84 2000

Most Rushing First Downs, Game

21 vs. Atlanta Oct. 24, 2004
20 vs. Houston Oct. 1, 1961
18 vs. Oakland Oct. 20, 1968
18 vs. Seattle Nov. 22, 1981
18 at Detroit Nov. 28, 1996

Fewest Rushing First Downs, Game

*0 at Cincinnati Nov. 24, 1974
0 vs. Pittsburgh Nov. 10, 1985
0 at L.A. Raiders Dec. 6, 1992
0 at Denver Oct. 27, 1996
0 at Arizona Oct. 8, 2006
0 vs. Jacksonville Oct. 7, 2007
0 at Oakland Dec. 16, 2012
1 12 times; Last vs. Pittsburgh Oct. 15, 2017

*NFL RECORD

PASSING FIRST DOWNS

Most Passing First Downs, Season

272 2022
267 2021
255 2020
239 2018
228 2004

Fewest Passing First Downs, Season

79 1982 (9 games)
86 1970
89 1968
91 1979
93 1973

Most Passing First Downs, Game (All 20+)

26 vs. Oakland Dec. 25, 2004
24 at Denver Nov. 14, 2010
23 at Oakland Nov. 5, 2000
23 at Las Vegas Nov. 14, 2021
23 vs. Tennessee Nov. 6, 2022
22 at Las Vegas Nov. 22, 2020
22 at Baltimore Sept. 28, 2020
22 at Arizona Sept. 11, 2022
21 at Dallas Nov. 20, 1983
21 at Denver Oct. 17, 1994
21 at Denver Dec. 7, 2003
21 at Houston Oct. 8, 2017
21 at Los Angeles Rams Nov. 19, 2018
21 at Washington Oct. 17, 2021
21 vs. Los Angeles Chargers Oct. 22, 2023
20 vs. Indianapolis Oct. 31, 2004
20 at Tennessee Nov. 10, 2019
20 at Los Angeles Chargers Dec. 16, 2021
20 vs. Los Angeles Rams Nov. 27, 2022
20 at Houston Dec. 18, 2022

Fewest Passing First Downs, Game

1 vs. Oakland Oct. 20, 1968
1 vs. Houston Sept. 10, 1978
1 at Tampa Bay Dec. 16, 1979
2 5 times; Last at Denver Dec. 30, 2012

FIRST DOWNS BY PENALTY

Most Penalty First Downs, Season

46 2019
37 2018
34 2013
33 1996, 1998, 2014, 2021
32 2004, 2015, 2020

Fewest Penalty First Downs, Season

4 1969
9 1973
10 1965, 1999
11 1968, 1972

Most Penalty First Downs, Game

8 vs. L.A. Raiders Oct. 3, 1993
7 vs. L.A. Raiders Sept. 17, 1989
7 vs. Seattle Oct. 17, 1996
7 vs. San Francisco Sept. 23, 2018
6 at Tennessee Dec. 13, 2004
6 at Oakland Nov. 7, 2010

Fewest Penalty First Downs, Game

0 Many times; Last, at Los Angeles Chargers Jan. 7, 2024

NET YARDS PASSING AND RUSHING

Most Net Yards, Season

7,032 2022
6,810 2018
6,746 2021
6,695 2004
6,653 2020

Most Net Yards, Consecutive Seasons

13,778 2021-22 (6,746, 7,032)
13,399 2020-21 (6,653, 6,746)
13,004 2022-23 (7,032, 5,972)
12,887 2004-05 (6,695, 6,192)
12,877 2018-19 (6,810, 6,067)
12,817 2017-18 (6,007, 6,810)

Fewest Net Yards, Season

2,498 1982 (9 games)
3,536 1973
3,577 1970
3,828 1974
3,936 1977

Most Net Yards, Game (All 500+)

614 at Denver Oct. 23, 1966

TEAM RECORDS

590	vs. Indianapolis	Oct. 31, 2004
566	vs. Detroit	Oct. 14, 1990
552	at Seattle	Nov. 24, 2002
551	vs. Buffalo	Sept. 30, 1962
551	vs. Cincinnati	Oct. 21, 2018
546	at Washington	Sept. 30, 2001
546	at L.A. Rams	Nov. 19, 2018
543	at Tampa Bay	Nov. 29, 2020
542	at Houston	Oct. 24, 1965
540	vs. Atlanta	Oct. 24, 2004
537	at San Diego	Dec. 11, 1983
537	vs. Cincinnati	Jan. 1, 2006
537	at New England	Sept. 7, 2017
530	at Tennessee	Nov. 10, 2019
529	at San Francisco	Oct. 23, 2022
528	vs. Houston	Oct. 1, 1961
524	at Denver	Jan. 3, 2010
521	vs. Detroit	Dec. 14, 2003
520	vs. Denver	Nov. 1, 1964
517	at Baltimore	Sept. 28, 2020
516	at Las Vegas	Nov. 14, 2021
513	at Oakland	Nov. 5, 2000
512	vs. Seattle	Dec. 27, 1987
511	vs. Houston	Nov. 28, 1965
510	at New Orleans	Sept. 23, 2012
508	vs. Cincinnati	Sept. 28, 1969
507	vs. Indianapolis	Dec. 23, 2012
506	vs. San Diego	Oct. 14, 1984
504	at New Orleans	Sept. 8, 1985
504	at N.Y. Jets	Oct. 6, 2002
503	at Seattle	Nov. 28, 2010
503	vs. Baltimore	Sept. 22, 2019
502	at Buffalo	Oct. 3, 1976
502	at Houston	Dec. 18, 2022
500	at Oakland	Dec. 5, 2004

Fewest Net Yards, Game

61	vs. Oakland	Nov. 8, 1963
67	at San Diego	Dec. 12, 2010
80	at Tampa Bay	Dec. 16, 1979
105	at Buffalo	Oct. 29, 1973
106	at Oakland	Dec. 8, 1973

Most Net Yards, Both Teams, Game

1,095	KC (590) vs. Indianapolis (505)	Oct. 31, 2004
1,086	KC (552) at Seattle (534)	Nov. 24, 2002
1,036	KC (524) at Denver (512)	Jan. 3, 2010
1,013	KC (537) at San Diego (476)	Dec. 11, 1983
1,001	KC (546) at L.A. Rams (455)	Nov. 19, 2018

Fewest Net Yards, Both Teams, Game

335	KC (190) at N.Y. Jets (145)	Nov. 7, 1971
343	KC (188) at San Diego (155)	Sept. 6, 1992
345	KC (244) vs. Houston (101)	Oct. 12, 1969
347	KC (61) vs. Oakland (286)	Nov. 8, 1963
349	KC (80) at Tampa Bay (269)	Dec. 16, 1979

Most Games, 400 or More Net Yards, Season

11	2018
10	2020
9	2004, 2022
7	2005, 2010, 2017, 2021
6	1994, 2000, 2002, 2019

Most Consecutive Games, 400 or More Net Yards

6	2018-19
5	2004, 2020, 2022
4	1976, 2005, 2018, 2019
3	1974, 2000 (2), 2004, 2010, 2018, 2021

Most Games, 300 or More Net Yards, Season

*16	2022
15	2004, 2018, 2021
14	2005, 2019, 2020, 2023
13	2002, 2017
12	1989, 1995, 1999, 2003, 2010, 2013, 2015

*NFL Record

Most Consecutive Games, 300 or More Net Yards

19	2021-22
18	2017-18
16	2004-05
13	2001-02
11	2005
10	1966-67, 1989, 2003, 2016-17, 2019-20

Most Plays, Season

1,134	2021
1,098	1994
1,094	2022
1,089	2004
1,080	2023

Fewest Plays, Season

573	1982 (9 games)
775	1970
831	1968
842	1962
846	1966

Most Plays, Game

92	at New Orleans	Sept. 23, 2012
92	at New Orleans	Dec. 20, 2020
91	vs. Tennessee	Nov. 6, 2022
90	at Cincinnati	Sept. 3, 1978
86	vs. N.Y. Giants	Nov. 3, 1974
86	vs. Seattle	Sept. 28, 1997
85	at Jacksonville	Nov. 9, 1997
84	vs. Denver	Oct. 24, 1976
84	at San Diego	Nov. 12, 1978

Fewest Plays, Game

38	at Oakland	Dec. 12, 1970
38	at Tampa Bay	Dec. 16, 1979
41	at San Diego	Oct. 7, 1962
41	at San Diego	Dec. 12, 2010
42	at Oakland	Dec. 8, 1973
44	at New England	Oct. 11, 1998
44	at Baltimore	Sept. 13, 2009
44	vs. Denver	Nov. 30, 2014

RUSHING

ATTEMPTS

Most Rushing Attempts, Season

663	1978
610	1981
569	1979
559	1989
556	2010

Most Rushing Attempts, Consecutive Seasons

1,232	1978-79 (663, 569)
1,162	1980-81 (552, 610)
1,121	1979-80 (569, 552)
1,089	1977-78 (456, 663)
1,063	1989-90 (559, 504)

Fewest Rushing Attempts, Season

269	1982 (9 games)
375	2019
379	2008
383	2000, 2007
387	1983, 2018

Most Rushing Attempts, Game

69	at Cincinnati	Sept. 3, 1978
60	vs. Oakland	Oct. 20, 1968
57	vs. Seattle	Nov. 5, 1989
56	vs. Houston	Oct. 1, 1961
55	vs. Oakland	Sept. 23, 1979

Fewest Rushing Attempts, Game

9	at Oakland	Nov. 5, 2000
10	vs. Jacksonville	Oct. 7, 2007
10	at Oakland	Dec. 16, 2012
11	at New England	Oct. 11, 1998
11	at New York Jets	Dec. 3, 2017
11	vs. Houston	Oct. 13, 2019
11	vs. Carolina	Nov. 8, 2020

Most Rushing Attempts, Both Teams, Game

103	KC (53) at San Diego (50)	Nov. 12, 1978 (OT)
100	KC (41) vs. Denver (59)	Sept. 24, 1978
100	KC (39) vs. Chicago (61)	Nov. 8, 1981
94	KC (45) at Chicago (49)	Nov. 13, 1977
89	KC (40) vs. Detroit (49)	Nov. 23, 1975

Fewest Rushing Attempts, Both Teams, Game

33	KC (20) at Tampa Bay (13)	Nov. 29, 2020
35	KC (11) vs. Carolina (24)	Nov. 8, 2020
36	KC (19) vs. Philadelphia (17)	Sept. 17, 2017
36	KC (20) at New England (16)	Dec. 17, 2023
38	KC (21) vs. Houston (17)	Dec. 16, 1990
38	KC (25) at Pittsburgh (13)	Sept. 16, 2018

Most Games, 40 or More Rushing Attempts, Season

9	1978
8	1973, 1981
7	1968
6	1962, 1969, 1989

Most Games, 30 or More Rushing Attempts, Season

14	1978
----	------

TEAM RECORDS

13 1971, 1981
11 1969, 1975, 1976, 1980, 1989, 1990, 2005, 2006

Most Consecutive Games, 40 or More Rushing Attempts

4 1968, 1978
3 1962, 1973 (2), 1996

Most Consecutive Games, 30 or More Rushing Attempts

15 1980-81
10 1971
8 1975, 1977-78
7 1972, 1978, 1978-79

YARDS

Most Rushing Yards, Season

2,986 1978
2,633 1981
2,627 2010
2,407 1962
2,395 2012

Most Rushing Yards, Home, Season

1,488 1981
1,468 1962
1,463 2010
1,436 1978
1,390 1961

Most Rushing Yards Per Game, Season

186.6 1978 (2,986 in 16 games)
171.9 1962 (2,407 in 14 games)
164.6 1981 (2,633 in 16 games)
164.2 2010 (2,627 in 16 games)
162.4 1966 (2,274 in 14 games)

Most Rushing Yards Per Game, Home, Season

209.7 1962 (1,468 in 7 games)
198.6 1961 (1,390 in 7 games)
186.0 1981 (1,488 in 8 games)
182.9 2010 (1,463 in 8 games)
179.5 1978 (1,436 in 8 games)

Most Rushing Yards, Consecutive Seasons

5,302 1978-79 (2,986, 2,316)
4,829 1977-78 (1,843, 2,986)
4,671 2004-05 (2,289, 2,382)
4,590 1961-62 (2,183, 2,407)
4,556 2009-10 (1,929, 2,627)

Fewest Rushing Yards, Season

943 1982 (9 games)
1,248 2007
1,254 1983
1,351 2017
1,465 2000
1,468 1986

Fewest Rushing Yards Per Game, Season

78.0 2007 (1,248 in 16 games)
78.4 1983 (1,254 in 16 games)
91.6 2000 (1,465 in 16 games)
91.8 1986 (1,468 in 16 games)
92.9 1985 (1,486 in 16 games)

Most Rushing Yards, Game (All 300+)

398 vs. Houston Oct. 1, 1961
380 at Denver Oct. 23, 1966
352 vs. Indianapolis Dec. 23, 2012
320 vs. Buffalo Sept. 30, 1962
317 at Denver Jan. 3, 2010
313 vs. Cincinnati Oct. 26, 1969
310 vs. Detroit Oct. 14, 1990
302 at Houston Oct. 24, 1965

Fewest Rushing Yards, Game

0 vs. Denver Dec. 19, 1965
10 vs. Jacksonville Oct. 7, 2007
10 at Oakland Dec. 16, 2012
14 at New England Oct. 11, 1998
16 at Denver Dec. 9, 2007

Most Games, 200 or More Rushing Yards

8 1978
6 2010
5 1962
4 1960 1968, 1979, 1981, 2002
3 1961, 1966, 1967, 1991, 2001, 2004, 2012

Most Rushing Yards, Both Teams, Game

519 Kansas City (168) vs. Cleveland (351) Dec. 20, 2009
502 Texans (398) vs. Houston (104) Oct. 1, 1961

479 Kansas City (251) vs. Detroit (228) Nov. 23, 1975
464 Kansas City (165) vs. New Orleans (299) Sept. 26, 1976
459 Kansas City (137) at Cleveland (322) Oct. 30, 1977

Fewest Rushing Yards, Both Teams, Game

75 Kansas City (20) at Houston (55) Sept. 29, 1974
95 Kansas City (43) at New England (52) Dec. 17, 2023
103 Kansas City (46) at Houston (57) Sept. 12, 1993
105 Kansas City (27) vs. Boston (78) Nov. 17, 1968
105 Kansas City (79) at Houston (26) Sept. 26, 1971

Most 10+ Yard Rushes, Season (Since 1990)

73 2002
72 2010
67 2005
64 2001, 2012

Most 10+ Yard Rushes, Game (Since 1990)

11 at Oakland (10 Holmes, 1 Cloud) Dec. 9, 2001
10 at Seattle (9 Holmes, 1 Morton) Nov. 24, 2002
10 vs. Buffalo (7 Charles, 3 Jones) Oct. 31, 2010
9 vs. Detroit (5 Word, 3 Okoye, 1 McNair) Oct. 14, 1990
9 vs. Denver (5 Richardson, 2 Grbac, 1 Alexander, 1 Moreau) Dec. 17, 2000
9 vs. Atlanta (6 Holmes, 2 Blaylock, 1 Hall) Oct. 24, 2004
9 vs. Indianapolis (6 Holmes, 2 Morton, 1 Johnson) Oct. 31, 2004
9 vs. Indianapolis (4 Charles, 4 Hillis, 1 McCluster) Dec. 23, 2012

Highest Rushing Average, Season

5.18 1966 (439-2,274)
5.15 2002 (462-2,378)
5.03 1962 (479-2,407)
4.97 1961 (439-2,183)
4.79 2018 (387-1,855)

Lowest Rushing Average, Season

3.24 1983 (387-1,254)
3.26 2007 (383-1,248)
3.39 1980 (552-1,873)
3.40 1986 (432-1,468)
3.43 1992 (446-1,532)

RUSHING TOUCHDOWNS

Most Rushing Touchdowns, Season

32 2003
31 2004
26 2002, 2005
24 1960

Most Rushing Touchdowns, Consecutive Seasons

*63 2003-04 (32, 31)
58 2002-03 (26, 32)
57 2004-05 (31, 26)
47 1960-61 (24, 23)
44 1961-62 (23, 21)
*NFL RECORD

Fewest Rushing Touchdowns, Season

3 1982 (9 games)
5 2011
6 1972, 2007
7 1987

Most Rushing Touchdowns, Game (Since 1960)

*8 vs. Atlanta Oct. 24, 2004
5 at Denver Oct. 23, 1966
4 14 times; Last vs. Detroit Nov. 1, 2015
*NFL RECORD

Most Rushing Touchdowns, Both Teams, Game

8 Kansas City (3) at Denver (5) Dec. 7, 2003
8 Kansas City (8) vs. Atlanta (0) Oct. 24, 2004
7 Texans (4) vs. Boston (3) Sept. 8, 1962
7 Kansas City (4) at Denver (3) Oct. 10, 1965

PASSING

RATING

Highest Passer Rating, Season

113.8 2018
107.3 2020
104.7 2022
104.4 2019
100.8 2017

Lowest Passer Rating, Season

53.3 1977
54.0 1979

TEAM RECORDS

55.0 1974
55.3 1961
59.2 1978

PASSING ATTEMPTS

Most Passes Attempted, Season

675 2021
651 2022
641 1983
635 2023
630 2020

Most Passes Attempted, Consecutive Seasons

1,326 2021-22(675, 651)
1,305 2020-21 (630, 675)
1,286 2022-23 (651, 635)
1,234 1983-84 (641, 593)
1,206 2019-20 (576, 630)

Fewest Passes Attempted, Season

264 1982 (9 games)
270 1968
289 1970
313 1973
322 1962

Most Passes Attempted, Game

68 vs. Tennessee Nov. 6, 2022
59 at Dallas Nov. 20, 1983
55 at San Diego Oct. 9, 1994
55 at Miami Dec. 12, 1994
54 at Denver Nov. 16, 1986
54 at Denver Oct. 17, 1994
54 at San Diego Sept. 29, 1996
54 vs. San Diego Nov. 24, 1996
54 vs. Buffalo Oct. 10, 2021

Fewest Passes Attempted, Game

3 vs. Oakland Oct. 20, 1968
6 at Oakland Dec. 13, 1969
10 vs. Denver Sept. 24, 1978
11 at Miami Oct. 21, 1974
11 at Oakland Oct. 5, 1980

Most Passes Attempted, Both Teams, Game

100 Kansas City (46) vs. Tampa Bay (54) Oct. 28, 1964
99 Kansas City (38) vs. Jacksonville (61) Oct. 7, 2018
95 KC (54) at San Diego (41) Sept. 29, 1996
95 KC (46) at L.A. Rams (49) Nov. 19, 2018
95 KC (45) vs. Carolina (50) Nov. 8, 2020

Fewest Passes Attempted, Both Teams, Game

26 KC (6) at Oakland (20) Dec. 13, 1969
26 KC (13) at Tampa Bay (13) Dec. 16, 1979
27 KC (14) vs. Houston (13) Sept. 10, 1978

COMPLETIONS

Most Passes Completed, Season

448 2021
435 2022
421 2023
420 2020
385 2018

Most Passes Completed, Consecutive Seasons

883 2021-22 (448, 435)
868 2020-21 (420, 448)
856 2022-23 (435, 421)
798 2019-20 (378, 420)
763 2018-19 (385, 378)

Fewest Passes Completed, Season

145 1982 (9 games)
154 1970
156 1968
173 1973
177 1961

Most Passes Completed, Game (All 35+)

43 vs. Tennessee Nov. 6, 2022
39 at Oakland Nov. 5, 2000
37 at San Diego Oct. 9, 1994
37 at Tampa Bay Nov. 29, 2020
36 at Tennessee Nov. 10, 2019
36 at Las Vegas Nov. 14, 2021
36 at Houston Dec. 18, 2022
35 vs. Baltimore Dec. 9, 2018
35 vs. N.Y. Jets Nov. 1, 2020
35 at Las Vegas Nov. 22, 2020

Fewest Passes Completed, Game

2 vs. Oakland Oct. 20, 1968
2 at Oakland Dec. 13, 1969
5 7 times: Last at Seattle Dec. 17, 1978

Most Passes Completed, Both Teams, Game (All 60+)

67 Kansas City (30) vs. Carolina (37) Nov. 8, 2020
64 Kansas City (33) at L.A. Rams (31) Nov. 19, 2018
64 Kansas City (37) at Tampa Bay (27) Nov. 29, 2020
62 Kansas City (31) at San Diego (31) Dec. 11, 1983
62 Kansas City (23) at Pittsburgh (39) Sept. 16, 2018
62 Kansas City (23) at Tampa Bay (39) Oct. 2, 2022
61 Kansas City (35) at Las Vegas (25) Nov. 14, 2021
60 Kansas City (31) at Minnesota (29) Oct. 8, 2023

Fewest Passes Completed, Both Teams, Game

11 Kansas City (10) vs. San Diego (1) Sept. 20, 1998
12 Kansas City (7) at Tampa Bay (5) Dec. 16, 1979
13 Kansas City (2) at Oakland (11) Dec. 13, 1969
13 Kansas City (8) vs. Boston (5) Oct. 11, 1970
14 Kansas City (2) vs. Oakland (12) Oct. 20, 1968
14 Kansas City (8) at Buffalo (6) Oct. 29, 1973

Most 20+ Yard Completions, Season (Since 1990)

76 2018
73 2022
69 2020
60 2004
59 2000, 2019
58 2021

Most 20+ Yard Completions, Game (Since 1990)

9 vs. St. Louis (6 Grbac, 2 Moon, 1 Morris) Oct. 22, 2000
9 at Denver (9 Cassel) Nov. 14, 2010
9 at L.A. Rams (9 Mahomes) Nov. 19, 2018
8 at Oakland (8 Mahomes) Sept. 15, 2019
8 at Miami (8 Mahomes) Dec. 13, 2020
7 at L.A. Raiders (7 Krieb) Dec. 6, 1992
7 at San Diego (7 Gannon) Nov. 22, 1998
7 at Oakland (7 Grbac) Nov. 5, 2000
7 at Arizona (7 Green) Oct. 21, 2001
7 vs. Indianapolis (7 Green) Oct. 31, 2004
7 at New York Jets (7 Smith) Dec. 3, 2017
7 at Cleveland (7 Mahomes) Nov. 4, 2018
7 at Tampa Bay (7 Mahomes) Nov. 29, 2020
7 at Los Angeles Chargers (7 Mahomes) Dec. 16, 2021
7 at San Francisco (7 Mahomes) Oct. 23, 2022

PASSING YARDS

Most Net Passing Yards, Season

5,062 2022
4,955 2018
4,854 2020
4,791 2021
4,498 2019

Most Net Passing Yards, Consecutive Seasons

9,853 2021-22 (4,791, 5,062)
9,645 2020-21 (4,854, 4,791)
9,453 2018-19 (4,955, 4,498)
9,352 2019-20 (4,498, 4,854)
9,250 2022-23 (5,062, 4,188)

Fewest Net Passing Yards, Season

1,555 1982 (9 games)
1,660 1979
1,719 1970
1,743 1973
1,834 1978

Most Gross Passing Yards, Game (All 400+)

504 at Oakland Nov. 5, 2000
478 at L.A. Rams Nov. 19, 2018
469 at Denver Nov. 14, 2010
462 at Tampa Bay Nov. 29, 2020
446 at Tennessee Nov. 10, 2019
446 vs. N.Y. Jets Nov. 1, 2020
446 vs. Tennessee Nov. 6, 2022
443 at Oakland Sept. 15, 2019
435 vs. Denver Nov. 1, 1964
433 at Tennessee Nov. 10, 2019
432 at Dallas Nov. 20, 1983
424 vs. L.A. Chargers Oct. 22, 2023
423 at San Francisco Oct. 23, 2022
422 at Las Vegas Nov. 14, 2021
412 vs. Denver Dec. 19, 1965
411 at San Diego Dec. 11, 1983
410 at L.A. Chargers Dec. 16, 2021
400 at Green Bay Oct. 12, 2003

Most Net Passing Yards, Game (All 400+)

474 at Oakland Nov. 5, 2000
456 at Tampa Bay Nov. 29, 2020

TEAM RECORDS

448	at L.A. Rams	Nov. 19, 2018
446	vs. N.Y. Jets	Nov. 1, 2020
436	at Oakland	Sept. 15, 2019
433	at Denver	Nov. 14, 2010
433	at Tennessee	Nov. 10, 2019
422	at Las Vegas	Nov. 14, 2021
422	vs. Tennessee	Nov. 6, 2022
417	at San Francisco	Oct. 23, 2022
415	vs. L.A. Chargers	Oct. 22, 2023
410	at L.A. Chargers	Dec. 16, 2021
406	at San Diego	Dec. 11, 1983
400	at Green Bay	Oct. 12, 2003

Fewest Gross Passing Yards, Game

16	vs. Oakland	Oct. 20, 1968
39	vs. Houston	Nov. 15, 1981
42	at Seattle	Sept. 30, 1979
44	at Denver	Oct. 8, 1961
46	at Tampa Bay	Dec. 16, 1979

Fewest Net Passing Yards, Game

-22	vs. Oakland	Nov. 8, 1963
15	at Seattle	Sept. 30, 1979
16	vs. Oakland	Oct. 20, 1968
18	at Denver	Dec. 6, 1970
19	at San Diego	Dec. 12, 2010

Most Net Passing Yards, Both Teams, Game (All 700+)

859	Kansas City (387) vs. Indianapolis (472)	Oct. 31, 2004
827	Kansas City (448) at L.A. Rams (379)	Nov. 19, 2018
798	Kansas City (456) at Tampa Bay (342)	Nov. 29, 2020
782	Kansas City (406) at San Diego (376)	Dec. 11, 1983
764	Kansas City (322) at Pittsburgh (442)	Sept. 16, 2018
760	Kansas City (417) at San Francisco (343)	Oct. 23, 2022
754	Kansas City (249) vs. Houston (505)	Dec. 16, 1990
748	Kansas City (331) at Oakland (417)	Oct. 19, 2017
732	Kansas City (433) at Denver (299)	Nov. 14, 2010
725	Kansas City (378) at Jacksonville (347)	Sept. 8, 2019
724	Kansas City (362) vs. Saint Louis (362)	Oct. 22, 2000
716	Kansas City (474) at Oakland (242)	Nov. 5, 2000

Fewest Net Passing Yards, Both Teams, Game

67	Kansas City (22) at Tampa Bay (45)	Dec. 16, 1979
81	Kansas City (34) vs. Houston (47)	Sept. 10, 1978
88	Kansas City (18) vs. Denver (70)	Dec. 6, 1970
99	Kansas City (48) vs. Cleveland (51)	Oct. 22, 1978
101	Kansas City (-22) vs. Oakland (123)	Nov. 8, 1963

Most Individual 100-Yard Receiving Games, Season

14	2000, 2004
11	1964, 2018
10	2022
9	2017, 2020, 2021
8	1966, 1983

Most Consecutive Individual 100-Yard Receiving Games, Season

7	2000
6	2004, 2020
4	1964, 2016, 2018, 2021
3	1966, 1984, 1992, 1994, 2005, 2007, 2010, 2022 (2 times)
2	1961, 1962, 1963, 1965, 1968, 1969, 1980, 1982, 1983, 1985, 1987, 1988, 1989, 1998, 1999, 2001, 2006, 2007, 2008, 2011, 2017 (3 times), 2018, 2019, 2023

COMPLETION PERCENTAGE

Most Consecutive Seasons Leading League, Completion Percentage

*4 1966-69
*NFL RECORD

Highest Completion Percentage, Season

66.85	(543-363)	2017
66.85	(546-365)	2016
66.82	(651-435)	2022
66.67	(630-420)	2020
66.37	(675-448)	2021

Lowest Completion Percentage, Season

44.36	1961 (399-177)
48.05	1960 (435-209)
48.90	1965 (409-200)
49.33	1986 (521-257)
50.38	1965 (395-199)

PASSING TOUCHDOWNS

Most Passing Touchdowns, Season

50	2018
41	2022
40	2020
37	2021
32	1964

Fewest Passing Touchdowns, Season

7	1978, 1979
8	2012
10	1973, 1982 (9 games)
11	1974, 1977
13	1981

Most Passing Touchdowns, Game

6	vs. Denver	Nov. 1, 1964
6	at Pittsburgh	Sept. 16, 2018
6	at L.A. Rams	Nov. 19, 2018
5	11 times; Last at Arizona	Sept. 11, 2022

Most Passing Touchdowns, Both Teams, Game

10	Kansas City (6) at L.A. Rams (4)	Nov. 19, 2018
9	Kansas City (4) at Denver (5)	Nov. 14, 2010
9	Kansas City (6) at Pittsburgh (3)	Sept. 16, 2018
8	Kansas City (6) vs. Denver (2)	Nov. 1, 1964
8	Kansas City (4) at San Diego (4)	Dec. 11, 1983
8	Kansas City (3) vs. Indianapolis (5)	Oct. 31, 2004
8	Kansas City (3) at Houston (5)	Oct. 8, 2017

SACKS

Most Consecutive Games Without Allowing A Sack

3	1988, 1989, 2000
---	------------------

Most Times Sacked, Season

57	1980
55	2007
53	1975
50	1986
49	2014

Fewest Times Sacked, Season

19	1994
21	1978, 1991, 1995, 2003
22	1990

Most Times Sacked, Game

10	vs. Baltimore	Nov. 2, 1980
9	vs. San Diego	Dec. 2, 2007
8	at Pittsburgh	Dec. 5, 1982
8	vs. L.A. Raiders	Dec. 12, 1982
7	8 times; Last at Green Bay	Sept. 28, 2015

Most Times Sacked, Both Teams, Game

13	Kansas City (2) vs. Cleveland (11)	Sept. 30, 1984
13	Kansas City (6) vs. Houston (7)	Sept. 21, 1986
12	Kansas City (2) vs. Oakland (10)	Sept. 6, 1998
12	Kansas City (9) vs. San Diego (3)	Dec. 2, 2007
12	Kansas City (3) at Oakland (9)	Oct. 13, 2013

INTERCEPTIONS

Most Passes Had Intercepted, Season

27	1961
26	1977
25	1974
24	2001
23	1985, 1989

Fewest Passes Had Intercepted, Season

5	1990, 2019
6	2014
7	2015, 2020
8	1982 (9 games), 2010, 2013, 2016, 2017

Most Passes Had Intercepted, Game

7	vs. Pittsburgh	Oct. 13, 1974
6	at Seattle	Nov. 4, 1984
6	vs. L.A. Raiders	Oct. 20, 1985

Most Passes Had Intercepted, Both Teams, Game

9	Kansas City (3) vs. Miami (6)	Nov. 13, 1966
8	9 times, Last; Kansas City (2) at Oakland (6)	Oct. 23, 2011

PUNTING

Seasons Leading League (Average Distance)

6	1968, 1971-73, 1979, 1984
---	---------------------------

Most Consecutive Seasons Leading League

3	1971-73
---	---------

Most Punts, Season

104	1999
-----	------

TEAM RECORDS

99 1986
98 1984
97 2009
96 2007

Fewest Punts, Season

38 1982 (9 games)
40 2021
45 2018
49 2019
52 2020

Most Punts, Game

11	at N.Y. Jets	Sept. 18, 1965
11	vs. Baltimore	Sept. 2, 1979
11	at San Francisco	Nov. 17, 1985
11	at Cleveland	Nov. 19, 1989
11	vs. San Diego	Nov. 13, 1994
11	at Chicago	Dec. 4, 2011
10	vs. Denver	Oct. 6, 1974
10	at Oakland	Oct. 5, 1980
10	at N.Y. Jets	Oct. 2, 1988
10	at San Diego	Nov. 26, 2000
10	at N.Y. Jets	Dec. 30, 2007
10	at Jacksonville	Sept. 8, 2013

Fewest Punts, Game

0	at L.A. Raiders	Dec. 22, 1991
0	vs. Carolina	Dec. 10, 2000
0	vs. Cincinnati	Oct. 21, 2018
0	at Philadelphia	Oct. 3, 2021

PUNTING AVERAGE

Highest Punting Average Distance, Season

50.42 2022 (53-2,672)
47.05 2023 (59-2,776)
46.83 2012 (83-3,887)
46.70 2021 (40-1,868)
45.89 2011 (89-4,084)

Lowest Punting Average Distance, Season

35.87 1962 (54-1,937)
37.26 2002 (65-2,422)
38.53 1981 (70-2,697)
38.67 1990 (81-3,132)
38.96 2003 (81-3,156)

PUNTS BLOCKED

Most Punts Had Blocked, Season

2 1974, 1975, 1985, 1999

Most Punts Had Blocked, Game

2 vs. Denver Oct. 27, 1985

PUNT RETURNS

Seasons Leading League (Average Return)

6 1960, 1968, 1970, 1979-80, 2003

Most Punt Returns, Season (All 50+)

59 2013
58 1979, 1995, 1999
52 2010
50 1981, 2014

Fewest Punt Returns, Season

15 1982 (9 games)
19 2021
22 2018
24 1963, 2004

Most Punt Returns, Game

9	at Oakland	Nov. 15, 2009
8	vs. San Diego	Nov. 10, 1974
8	at St. Louis	Dec. 19, 2010
7	vs. Oakland	Sept. 23, 1979
7	vs. N.Y. Giants	Oct. 21, 1979
7	vs. San Diego	Nov. 13, 1994
7	vs. Detroit	Sept. 26, 1999
7	at Denver	Dec. 5, 1999
7	at Oakland	Oct. 21, 2007
7	at Jacksonville	Sept. 8, 2013
7	at Washington	Dec. 8, 2013

Most Punt Returns, Both Teams, Game

15 Kansas City (6) vs. Baltimore (9) Sept. 2, 1979

PUNT RETURN YARDS

Most Punt Return Yards, Season

706 1999
695 2013
612 1979
605 2014
592 2016

Fewest Punt Return Yards, Season

126 1972
129 1982 (9 games)
150 1971
163 2020
169 2008

Most Punt Return Yards, Game

177	at Washington	Dec. 8, 2013
160	vs. San Diego	Sept. 13, 2010
156	vs. Oakland	Dec. 14, 2014
141	vs. Oakland	Sept. 23, 1979
139	at Denver	Dec. 5, 1999

Highest Punt Return Average, Season

16.42 2003 (33-542)
15.03 1960 (33-496)
15.00 1968 (30-450)
14.80 2016 (40-592)
14.53 1980 (40-581)

Lowest Punt Return Average, Season

4.34 1972 (29-126)
4.55 1971 (33-150)
5.82 2020 (28-163)
6.29 2017 (35-220)
6.50 2008 (26-169)

PUNT RETURN TOUCHDOWNS

Most Punt Return Touchdowns, Season

2 1968, 1979, 1980, 1992, 1999, 2002, 2003, 2013, 2016
1 1960, 1965, 1966, 1987, 1995, 1997, 2006, 2010, 2014, 2017, 2018, 2020

Most Punt Return Touchdowns, Game

1 30 times; Last at Miami Dec. 13, 2020

Most Punt Return Touchdowns, Both Teams, Game

*2 Kansas City (1) at Buffalo (1) Sept. 11, 1966
*NFL RECORD

KICKOFF RETURNS

Most Kickoff Returns, Season

80 2008
77 2009
75 2004
70 1987, 2000
68 2005

Fewest Kickoff Returns, Season

12 2023
25 2020
30 2021
31 1973
34 1982 (9 games)

Most Kickoff Returns, Game

11	vs. Buffalo	Nov. 23, 2008
10	vs. Oakland	Nov. 2, 1967
10	vs. Seattle	Sept. 20, 1987
9	vs. Pittsburgh	Nov. 10, 1985
9	vs. Denver	Dec. 6, 2009

KICKOFF RETURN YARDS

Most Kickoff Return Yards, Season

1,820 2004
1,716 2008
1,666 2009
1,591 2005
1,577 2003

Fewest Kickoff Return Yards, Season

241 2023
646 2020
692 2022
702 2021
722 1992

Most Kickoff Return Yards, Game

TEAM RECORDS

251	at Miami	Dec. 12, 1994
245	at San Diego	Oct. 15, 1967
236	vs. Pittsburgh	Nov. 10, 1985
234	vs. Philadelphia	Oct. 2, 2005
233	vs. San Diego	Nov. 28, 2004

High Kickoff Return Average, Season

29.91	2013 (44-1,316)
28.04	2014 (51-1,430)
27.64	1961 (53-1,465)
26.59	1969 (41-1,090)
25.84	2020 (25-646)

Lowest Kickoff Return Average, Season

16.52	1988 (56-925)
17.04	1990 (46-784)
17.20	1983 (54-929)
17.60	1989 (52-915)
18.51	1992 (39-722)

KICKOFF RETURN TOUCHDOWNS

Most Kickoff Return Touchdowns, Season

2	1987, 1995, 2003, 2004, 2013
1	1961, 1963, 1967, 1969, 1986, 1994, 1996, 1997, 2002, 2005, 2009, 2014, 2016, 2019, 2020

Most Kickoff Return Touchdowns, Game

1	25 times; Last at Denver	Oct. 25, 2020
---	--------------------------	---------------

FUMBLES

Most Fumbles, Season

42	1980
----	------

Fewest Fumbles, Season

7	2002
13	1982 (9 games), 2003
14	2017
15	2010
16	2015

Most Fumbles, Game

9	vs. San Diego	Nov. 15, 1964
9	vs. Houston	Oct. 12, 1969

Most Fumbles, Both Teams, Game

13	Kansas City (9) vs. Houston (4)	Oct. 12, 1969
----	---------------------------------	---------------

Most Fumbles Lost, Season

24	1981, 1987
21	1977
20	1964, 1965

Fewest Fumbles Lost, Season

*2	2002
3	2017
4	1982 (9 games)
6	2003, 2010, 2018
8	1967, 1991, 2008, 2015

*NFL RECORD

Most Fumbles Lost, Game

6	vs. Houston	Oct. 12, 1969
5	vs. Buffalo	Oct. 17, 1965
5	vs. Chicago	Nov. 8, 1981
5	vs. Seattle	Oct. 4, 1998

Most Turnovers, Season

47	1977
46	1981
45	1961
41	1964, 1987, 1989

Fewest Turnovers, Season

11	2017
12	1982 (9 games)
14	2010
15	2002, 2015, 2019
16	2020

Most Turnovers, Game

9	vs. Buffalo	Oct. 17, 1965
9	vs. Pittsburgh	Oct. 13, 1974
8	at. Houston	Oct. 16, 1960
8	vs. San Diego	Sept. 20, 1981

Most Turnovers, Both Teams, Game

16	Kansas City (7) vs. Houston (9)	Oct. 12, 1969
----	---------------------------------	---------------

PENALTIES

Fewest Penalties, Season

43	1982 (9 games)
52	1963
56	1964
61	1966
62	1969

Most Penalties, Season

158	1998
137	2018
127	1994
126	1999
122	1996

Fewest Penalties, Game

*0	vs. Buffalo	Oct. 2, 1966
0	vs. Oakland	Dec. 8, 1974
0	vs. Oakland	Dec. 1, 2019
0	vs. Jacksonville	Nov. 13, 2022
1	26 times; Last at Denver	Oct. 25, 2020

*NFL RECORD

Most Penalties, Game

17	at Seattle	Nov. 8, 1998
15	vs. San Diego	Sept. 20, 1998
15	at New England	Sept. 7, 2017
14	at Atlanta	Sept. 18, 1994
14	at Denver	Oct. 17, 1994

Fewest Penalties, Both Teams, Game

2	Kansas City (1) vs. Buffalo (1)	Oct. 2, 1966
2	Kansas City (2) vs. October (0)	Oct. 20, 1968
2	Kansas City (2) vs. Boston (0)	Nov. 17, 1968
2	Kansas City (1) at San Diego (1)	Sept. 14, 1969
2	Kansas City (0) vs. Oakland (2)	Dec. 8, 1974

Most Penalties, Both Teams, Game

30	Kansas City (17) at Seattle (13)	Nov. 8, 1998
27	Kansas City (12) at Oakland (15)	Nov. 7, 2010
26	Kansas City (7) vs. San Diego (19)	Oct. 16, 1997
26	Kansas City (11) vs. Oakland (15)	Dec. 24, 2011
25	Kansas City (11) vs. Denver (14)	Sept. 20, 1993

YARDS PENALIZED

Fewest Yards Penalized, Season

371	1982 (9 games)
515	1974
577	2006
591	1980
602	2001

Most Yards Penalized, Season

1,304	1998
1,152	2018
1,048	1978
1,044	2017
1,035	1997

Fewest Yards Penalized, Game

0	vs. Buffalo	Oct. 2, 1966
0	vs. Oakland	Dec. 8, 1974
0	vs. Oakland	Dec. 1, 2019
0	vs. Jacksonville	Nov. 13, 2022
1	vs. San Diego	Dec. 22, 2002
3	vs. Buffalo	Sept. 11, 2011
5	13 times; Last vs. Houston	Sept. 10, 2020

Most Yards Penalized, Game

154	vs. Oakland	Nov. 1, 1970
152	at Seattle	Nov. 8, 1998
141	at San Diego	Oct. 25, 1987
139	at New England	Sept. 7, 2017
137	vs. Denver	Nov. 16, 1998

Fewest Yards Penalized, Both Teams, Game

10	Kansas City (10) vs. Boston (0)	Nov. 17, 1968
10	Kansas City (0) vs. Oakland (10)	Dec. 8, 1974
10	Kansas City (5) at Denver (5)	Dec. 7, 2008
12	Kansas City (0) vs. Buffalo (12)	Oct. 12, 1966
19	Kansas City (5) vs. Houston (14)	Oct. 12, 1980

Most Yards Penalized, Both Teams, Game

259	Kansas City (141) at San Diego (118)	Oct. 25, 1987
258	Kansas City (126) vs. L.A. Raiders (132)	Sept. 16, 1984
249	Kansas City (154) vs. Oakland (95)	Nov. 1, 1970
248	Kansas City (152) at Seattle (96)	Nov. 8, 1998

TEAM RECORDS

245 Kansas City (117) at Houston (128)

Sept. 9, 1967

* - Playoff Game ** - Super Bowl



TEAM DEFENSIVE RECORDS

SCORING

POINTS

Fewest Points Allowed, Season

170	1968
177	1969
184	1982 (9 games)
192	1973
208	1971

Lowest Scoring Average, Season

12.1	1968 (170 in 14 games)
12.6	1969 (177 in 14 games)
13.7	1973 (192 in 14 games)
14.5	1997 (232 in 16 games)
14.9	1971 (208 in 14 games)

Most Points Allowed, Season

440	2008
435	2004
425	2012
424	2009
421	2009

Highest Scoring Average, Season

27.5	2008 (440 in 16 games)
27.2	2004 (435 in 16 games)
26.9	1976 (376 in 14 games)
26.6	2012 (425 in 16 games)
26.5	2009 (424 in 16 games)

Most Points Allowed, Game

54	vs. Buffalo	Nov. 23, 2008
54	at L.A. Rams	Nov. 19, 2018
51	at Seattle	Nov. 27, 1983 (OT)
50	at Buffalo	Oct. 3, 1976
49	at Oakland	Nov. 5, 2000
49	at Denver	Nov. 14, 2010

Most First-Half Points Allowed, Game

35	at San Diego	Oct. 25, 1987
35	at Denver	Nov. 14, 2010
34	vs. Seattle	Dec. 11, 1977
31	Seven times, last at Pittsburgh	Oct. 15, 2006

Fewest First-Half Points Allowed, Season

74	1969
95	1982 (9 games)
97	1965
101	1973
103	1968

Most First-Quarter Points Allowed, Season

101	1998
95	1976, 2012
93	2009
88	1987

Fewest First-Quarter Points Allowed, Season

29	1963, 1969
30	1973
32	1970
33	1965, 1966
37	1984

Most First-Quarter Points Allowed, Game

31	at Buffalo	Sept. 13, 1962
22	at Pittsburgh	Oct. 2, 2016
21	at Denver	Nov. 16, 1986
21	at Denver	Nov. 14, 2010
17	vs. Oakland	Nov. 23, 1967
17	at Denver	Oct. 27, 1996
17	vs. Pittsburgh	Sept. 14, 2003
17	at Denver	Sept. 26, 2005
17	vs. San Diego	Sept. 30, 2012

Most Second-Quarter Points Allowed, Season

152	2004
141	2008
135	1985, 2021
133	1999

Fewest Second-Quarter Points Allowed, Season

45	1969
55	1979, 1982 (9 games)
57	1968, 1992
59	1995
64	1965

Most Second-Quarter Points Allowed, Game

28	vs. San Diego	Nov. 15, 1964
28	vs. Oakland	Oct. 16, 1966
28	at Baltimore	Dec. 21, 1980
28	at Seattle	Nov. 4, 1984
28	at Seattle	Sept. 11, 1988
24	at Oakland	Nov. 3, 1968

Most Third-Quarter Points Allowed, Season

106	2008, 2012
103	2001
100	2009
98	1975, 2018
95	2011

Fewest Third-Quarter Points Allowed, Season

22	1971
28	2020
29	1995
31	1982 (9 games)
34	1974

Most Third-Quarter Points Allowed, Game

28	at Houston	Oct. 24, 1965
22	at Boston	Nov. 18, 1960
21	Nine times; Last at Baltimore	Sept. 13, 2009

Most Fourth-Quarter Points Allowed, Season

147	2020
139	1961
136	2018
130	1983, 2002
129	2004

Fewest Fourth-Quarter Points Allowed, Season

27	1968
44	1997
51	2014
54	2013
56	1973

Most Fourth-Quarter Points Allowed, Game

24	at New Orleans	Sept. 8, 1985
22	vs. Denver	Nov. 1, 1964
21	13 times; Last at Houston	Oct. 8, 2017

Most Second-Half Points Allowed, Game

38	at Houston	Oct. 24, 1965
37	at Seattle*	Nov. 27, 1983
35	vs. San Diego	Oct. 20, 1963
35	vs. Pittsburgh	Nov. 7, 1976
31	at Miami	Sept. 22, 1985
31	at Miami	Dec. 12, 1994
31	vs. San Diego	Nov. 24, 2013
31	at L.A. Rams	Nov. 19, 2018

*Includes three in OT

Fewest Second-Half Points Allowed, Season

67	1968
89	1982 (9 games)
91	1973, 1997
96	1971
101	1972

TOUCHDOWNS

Fewest Touchdowns Allowed, Season

18	1968
21	1969, 1971
22	1973, 1982

Most Touchdowns Allowed, Season

53	2004
51	1976, 2018
49	2008
48	2009

Most Touchdowns Allowed, Game

7	at Buffalo	Oct. 3, 1976
7	at Oakland	Nov. 5, 2000
7	at Denver	Nov. 14, 2010
7	at Los Angeles Rams	Nov. 19, 2018
6	16 times; Last at Pittsburgh	Oct. 2, 2016

NOTABLE GAMES

Most Shutouts, Season

3	1960
2	1967, 1969

Most Consecutive Shutouts

2	1960	Dec. 4-11, 1960
---	------	-----------------

TEAM DEFENSIVE RECORDS

Most Games Allowed 10 Points or Less, Season

9	1968
7	1969
6	1973, 1979, 1990, 1995

Most Consecutive Games Allowed 10 Points or Less, Season

5	1968
3	1960, 1968, 1979, 1995, 1997, 2021

Largest Opponent Comeback Victories

	Opponent	Deficit	Final	Date
21	vs. Tampa Bay	24-3	27-30 (OT)	Nov. 2, 2008
18	vs. Philadelphia	24-6	31-37	Oct. 2, 2005
18	vs. San Diego	21-3	21-22	Dec. 14, 2008
17	at Houston	17-0	36-38	Oct. 24, 1965
17	vs. L.A. Raiders	17-0	17-24	Oct. 5, 1986
17	at Chicago	17-0	27-28	Nov. 13, 1977
17	at San Diego	34-17	37-38	Nov. 22, 1998
17	vs. Oakland	17-0	38-41 (OT)	Jan. 2, 2000

FIRST DOWNS

Fewest First Downs Allowed, Season

170	1982 (9 games)
181	1969
207	1965
209	1973

Most First Downs Allowed, Season

419	2018
367	2002
363	2021
353	2020
352	2017

Fewest First Downs Allowed, Game

5	vs. Oakland	Dec. 7, 1997
6	at Boston	Sept. 21, 1969
6	vs. Boston	Oct. 11, 1970
6	at Chicago	Dec. 29, 1990
7	10 times; Last at Washington	Oct. 18, 2009

Most First Downs Allowed, Game

35	vs. San Diego	Oct. 19, 1986
35	vs. Houston	Oct. 13, 2019
34	at Denver	Nov. 18, 1974
34	at Cleveland	Oct. 30, 1977

FIRST DOWNS RUSHING

Fewest Rushing First Downs Allowed, Season

52	1968
53	1969
69	1965, 1982

Most Rushing First Downs Allowed, Season

169	1977
162	1988
161	1976

Fewest Rushing First Downs Allowed, Game

*0	vs. Houston	Dec. 4, 1960
0	vs. Buffalo	Dec. 3, 1967
0	at Denver	Oct. 3, 1971
0	at Oakland	Dec. 3, 1995
0	vs. Oakland	Dec. 7, 1997
0	vs. St. Louis	Dec. 8, 2002
0	vs. N.Y. Jets	Sept. 11, 2005
1	21 times; Last at Jacksonville	Sept. 17, 2023

Most Rushing First Downs Allowed, Game

21	vs. Pittsburgh	Nov. 7, 1976
20	at Oakland	Dec. 28, 2002
19	at Cleveland	Oct. 30, 1977

FIRST DOWNS PASSING

Fewest Passing First Downs Allowed, Season

92	1982 (9 games)
95	1973
111	1969, 1970

Most Passing First Downs Allowed, Season

247	2018
227	2002
209	2016, 2021
207	2022

Fewest Passing First Downs Allowed, Game

*0	at Houston	Oct. 9, 1988
0	vs. San Diego	Sept. 20, 1998
2	8 times; Last at Denver	Jan. 1, 2012

Most Passing First Downs Allowed, Game

25	at Denver	Nov. 18, 1974
25	at Denver	Nov. 14, 2010
25	at Pittsburgh	Sept. 16, 2018
23	at Oakland	Oct. 19, 2017
23	at L.A. Chargers	Sept. 9, 2018
23	at Tampa Bay	Oct. 2, 2022

FIRST DOWNS BY PENALTY

Fewest Penalty First Downs Allowed, Season

9	1982 (9 games)
10	1964
13	1980
14	1992
16	1867, 1976, 2008

Most Penalty First Downs Allowed, Season

56	1998
43	2018
40	2004
39	2019
38	2020

Most Penalty First Downs Allowed, Game

7	2 times; Last N.Y. Jets	Dec. 11, 2011
6	13 times; Last at Cincinnati	Jan. 2, 2022

NET YARDS ALLOWED PASSING AND RUSHING

Fewest Yards Allowed, Season

2,732	1982 (9 games)
3,163	1969
3,575	1973
3,667	1970
3,761	1965

Most Yards Allowed, Season

6,488	2018
6,291	2008
6,272	2021
6,248	2002
6,211	2009

Fewest Yards Allowed, Game

82	at Boston	Sept. 21, 1969
89	vs. Seattle	Dec. 24, 1995
93	vs. Oakland	Dec. 7, 1997
101	vs. Houston	Oct. 12, 1969
105	vs. Boston	Dec. 14, 1963
105	vs. Boston	Oct. 11, 1970

Most Yards Allowed, Game

563	vs. Houston	Dec. 16, 1990
542	at N.Y. Jets	Oct. 2, 1988 (OT)
542	at Tennessee	Dec. 13, 2004
541	at L.A. Chargers	Sept. 9, 2018
539	at Oakland	Nov. 3, 1968
539	vs. Oakland	Oct. 3, 1977

PLAYS

Fewest Plays Allowed, Season

557	1982 (9 games)
788	1969
813	1971
843	1967
846	1962

Most Plays Allowed, Season

1,159	1984
1,126	1985
1,109	2018
1,101	1981
1,098	1986

Fewest Plays Allowed, Game

39	vs. Houston	Oct. 22, 1967
39	vs. Oakland	Dec. 7, 1997
41	at Boston	Sept. 21, 1969
41	at Baltimore	Oct. 4, 2004

TEAM DEFENSIVE RECORDS

Most Plays Allowed, Game

97	at N.Y. Jets	Oct. 2, 1988 (OT)
95	vs. San Diego	Oct. 19, 1986
91	vs. Chicago	Nov. 8, 1981
90	vs. San Diego	Dec. 22, 1985
89	at Oakland	Oct. 5, 1980

RUSHING

RUSHING ATTEMPTS

Fewest Rushing Attempts Allowed, Season

280	1982 (9 games)
314	1969
343	1967
351	1962
353	166

Most Rushing Attempts Allowed, Season

632	1977
609	1988
602	1978
562	1975
555	1976

Fewest Rushing Attempts Allowed, Game

6	at Tampa Bay	Oct. 2, 2022
9	at Oakland	Dec. 5, 2004
11	at New Orleans	Sept. 4, 1994
11	at Oakland	Dec. 3, 1995
11	vs. Oakland	Dec. 10, 2017

Most Rushing Attempts Allowed, Game

65	at Buffalo	Oct. 29, 1973
62	at Tampa Bay	Dec. 16, 1979
61	at Oakland	Dec. 8, 1973
61	vs. Chicago	Nov. 8, 1981
60	at Oakland	Dec. 28, 2022

RUSHING YARDS

Fewest Rushing Yards Allowed, Season

980	1960
1,065	1982 (9 games)
1,091	1969
1,250	1962
1,266	1968

Fewest Rushing Yards Per Game Allowed, Season

70.0	1960 (980 in 14 games)
77.9	1969 (1,091 in 14 games)
82.9	1995 (1,327 in 16 games)
89.3	1962 (1,250 in 14 games)
90.4	1968 (1,266 in 14 games)

Most Rushing Yards Allowed, Season

2,971	1977
2,861	1976
2,724	1975
2,592	1988
2,543	2008

Most Rushing Yards Per Game Allowed, Season

212.2	1977 (2,971 in 14 games)
204.4	1976 (2,861 in 14 games)
194.6	1975 (2,724 in 14 games)
162.0	1988 (2,592 in 16 games)
158.9	2008 (2,543 in 16 games)

Fewest Rushing Yards Allowed, Game

3	at San Diego	Nov. 19, 1961
3	at Tampa Bay	Oct. 2, 2022
8	at Oakland	Dec. 3, 1995
12	Tampa Bay	Sept. 13, 1981
14	at Tampa Bay	Oct. 31, 1976

Most Rushing Yards Allowed, Game

351	vs. Cleveland	Dec. 20, 2009
332	vs. Tennessee	Oct. 19, 2008
330	vs. Pittsburgh	Nov. 7, 1976
322	at Cleveland	Oct. 30, 1977
300	vs. Oakland	Sept. 14, 2008

Fewest Individual 100-Yard Games Allowed, Season

0 1960, 1969, 1971, 1981, 1995

Most Individual 100-Yard Games Allowed, Season

9	2003
8	1976, 2007

RUSHING TOUCHDOWNS

Fewest Rushing Touchdowns Allowed, Season

4	1968, 2014
5	2016
6	1969, 1971
7	1982 (9 games), 1995, 2013, 2015

Most Rushing Touchdowns Allowed, Season

25	2008
24	1975, 1976
23	1977, 1988

Most Rushing Touchdowns Allowed, Game

5	vs. Pittsburgh	Nov. 7, 1976
5	at Denver	Dec. 7, 2003
4	9 times; Last vs Cleveland	Sept. 12, 2021

PASSING

ATTEMPTS

Fewest Pass Attempts Allowed, Season

262	1982 (9 games)
324	1973
325	1975
333	1977
365	1978

Most Pass Attempts Allowed, Season

632	2018
619	2022
616	2002
610	2021
607	2015

Fewest Pass Attempts Allowed, Game

8	vs. Denver	Nov. 13, 2011
9	at N.Y. Jets	Nov. 7, 1971
9	vs. Oakland	Dec. 8, 1974
10	vs. L.A. Raiders	Sept. 16, 1973
10	at San Diego	Dec. 18, 1988

Most Pass Attempts Allowed, Game

65	vs. San Diego	Oct. 19, 1986
61	vs. Seattle	Sept. 29, 1985
61	vs. Jacksonville	Oct. 7, 2018
60	at Oakland	Oct. 5, 1980
60	at Pittsburgh	Sept. 16, 2018

COMPLETIONS

Fewest Pass Completions Allowed, Season

155	1982 (9 games)
157	1973
175	1977
186	1972, 1975
195	1970

Most Pass Completions Allowed, Season

408	2022
406	2018
403	2002
401	2021
358	2000

Fewest Pass Completions Allowed, Game

1	vs. San Diego	Sept. 20, 1998
2	vs. Denver	Nov. 13, 2011
3	vs. Houston	Oct. 22, 1967
3	at N.Y. Jets	Nov. 7, 1971
3	vs. Oakland	Dec. 8, 1974

Most Pass Completions Allowed, Game

39	at New England	Sept. 22, 2002
39	at Pittsburgh	Sept. 16, 2018
39	at Tampa Bay	Oct. 2, 2022
37	vs. San Diego	Dec. 22, 1985
37	vs. San Diego	Oct. 19, 1986
37	vs. New Orleans	Oct. 23, 2016
37	vs. Carolina	Nov. 8, 2020

PASSING YARDS

Fewest Net Passing Yards Allowed, Season

1,619	1973
1,667	1982 (9 games)
2,010	1970
2,022	1977

TEAM DEFENSIVE RECORDS

2,072 1969

Most Net Passing Yards Allowed, Season

4,374 2018
4,273 2021
4,203 2004
4,181 2002
3,962 2013

Fewest Net Passing Yards Allowed, Game

-19 vs. San Diego Sept. 20, 1998
9 vs. N.Y. Jets Nov. 7, 1971
12 vs. Oakland Dec. 8, 1974
17 vs. Cincinnati Oct. 13, 1968
24 at Houston Oct. 9, 1988

Most Net Passing Yards Allowed, Game

505 vs. Houston Dec. 16, 1990
472 vs. Indianapolis Oct. 31, 2004
469 at Oakland Nov. 3, 1968
459 at Denver Nov. 18, 1974
442 at Pittsburgh Sept. 16, 2018

Fewest Individual 300-Yard Games Allowed, Season

0 1962, 1966, 1970, 1971, 1972, 1973, 1977, 1978, 1988, 1997, 2000, 2010, 2014, 2023

Most Individual 300-Yard Games Allowed, Season

8 2002

PASSING TOUCHDOWNS

Fewest Passing Touchdowns Allowed, Season

10 1969
11 1971, 1973
12 1982 (9 games), 1988

Most Passing Touchdowns Allowed, Season

33 2022
32 2004
30 2018
29 2012, 2020

Most Passing Touchdowns Allowed, Game

5 at Houston Oct. 24, 1965
5 vs. Indianapolis Oct. 31, 2004
5 at Denver Nov. 14, 2010
5 vs. Denver Dec. 1, 2013
5 at Green Bay Sept. 28, 2015
5 at Pittsburgh Oct. 2, 2016
5 at Houston Oct. 8, 2017
4 20 times; Last at Denver Dec. 11, 2022

SACKS

Seasons Leading League in Sacks

4 1960, 1965, 1969, 1990

Most Sacks, Season

60.0 1990
57.0 2023
55.0 2022
54.0 1997
52.0 2018

Fewest Sacks, Season

*10.0 2008
15.0 1982 (9 games)
22.0 1976, 2009
23.0 1988
*NFL RECORD

Most Sacks, Game

11.0 vs. Cleveland Sept. 30, 1984
10.0 vs. Oakland Sept. 6, 1998
9.0 at Buffalo Nov. 2, 1969
9.0 vs. Seattle Nov. 11, 1990
9.0 vs. Oakland Oct. 13, 2013
9.0 at Denver Oct. 17, 2019

Most Opponents Yards Lost Attempting to Pass, Season

439 1968
421 1990
419 1969
391 1992
388 2022

Fewest Opponents Yards Lost Attempting to Pass, Season

62 2008

120 1982 (9 games)
137 2009
157 1988
161 2012

INTERCEPTIONS BY

Most Consecutive Seasons Leading League in Interceptions

5 1966-70

Most Passes Intercepted By, Season

37 1968
33 1966
32 1960, 1962, 1969

Fewest Passes Intercepted By, Season

6 2014
7 2012
8 2023
11 1987, 2022

Most Passes Intercepted By, Game

7 at San Diego Dec. 8, 1968
6 8 times; Last vs. New York Jets Sept. 25, 1918

Most Consecutive Games, One or More Interceptions By

23 1967-69
18 1966-67
16 1982-83
15 1985-86
13 1980-81

INTERCEPTION RETURNS

Most Yards Returning Interceptions, Season

596 1969
578 1967
567 1986
531 1974
488 2013

Fewest Yards Returning Interceptions, Season

69 2023
95 2014
119 2012
124 2006
133 1989

Most Yards Returning Interceptions, Game

188 vs. N.Y. Titans Dec. 17, 1961
168 at San Diego Dec. 8, 1968
162 at Oakland Dec. 6, 2015
142 vs. L.A. Raiders Oct. 28, 1991
136 vs. Seattle Dec. 11, 1977

Most Touchdowns Returning Interceptions, Season

6 1992
5 1972, 1974, 1999, 2013
4 1960, 1967, 1986, 1997, 2015, 2016

Most Touchdowns Returning Interceptions, Game

2 vs. N.Y. Titans Dec. 17, 1961
2 vs. Boston Oct. 3, 1965
2 at Denver Oct. 1, 1972
2 vs. Denver Dec. 3, 1972
2 vs. N.Y. Jets Sept. 15, 1974
2 at Denver Dec. 19, 1982
2 vs. San Diego Oct. 19, 1986
2 vs. Denver Dec. 27, 1992
2 at Baltimore Oct. 21, 1999
2 at Denver Jan. 3, 2010
2 at Oakland Oct. 23, 2011

Most Touchdowns Returning Interceptions, Both Teams, Game

*4 Kansas City (0) at Seattle (4) Nov. 4, 1984
3 Kansas City (2) vs. San Diego (1) Oct. 19, 1986
*NFL RECORD

OPPONENTS INTERCEPTIONS

Most Yards, Interception Returns Opponents, Season

683 1984

Most Yards Interception Returns, Opponent, Game

*325 at Seattle Nov. 4, 1984
*NFL RECORD

TEAM DEFENSIVE RECORDS

Most Touchdowns Returning Interceptions Opponents, Season

7 1984

Most Touchdowns Returning Interceptions Opponent, Game

*4 at Seattle Nov. 4, 1984
*NFL RECORD

PUNTING

Most Opponents Punts, Season

102 1995
98 1999
91 1984
89 2010
88 1979

Fewest Opponents Punts, Season

37 1982 (9 games)
50 2008
52 2018, 2021
56 1987

Lowest Opponents Average Distance, Season

37.0 1986 (83-3,067)
37.3 1960 (78-2,911)
37.4 1990 (72-2,692)
38.8 1979 (88-3,412)
38.9 1981 (80-3,109)

Highest Opponents Average Distance, Season

48.1 2021 (52-2,502)
47.6 2011 (68-3,240)
47.6 2022 (83-3,951)
47.4 2014 (78-3,700)
46.8 2012 (74-3,466)

Most Opponents Punts Blocked, Season

6 1990
3 1963, 1966, 1982, 1986

Most Opponents Punts Blocked, Game

3 vs. Denver Dec. 8, 1963
2 at Seattle Sept. 30, 1979
2 vs. Cleveland Sept. 30, 1990

PUNT RETURNS

Fewest Opponents Punt Returns, Season

15 2020
17 2018, 2021
19 2019
20 1961, 2023
22 1982, 2022

Most Opponents Punt Returns, Season

60 1984
55 1974
54 1983
52 1986
51 1970

Most Opponents Punt Returns, Game

9 vs. Baltimore Spet. 2, 1979
8 vs. Denver Oct. 6, 1974
8 at Cincinnati Nov. 24, 1974

Fewest Punt Return Yards Allowed, Season

84 2021
89 2019
97 2018
119 2020
157 1960, 2016

Most Punt Return Yards Allowed, Season

703 1977
634 1974
572 1986
559 1983, 2000

Most Punt Return Yards Allowed, Game

151 at San Diego Sept. 26, 1965

Lowest Punt Return Average Allowed, Season

4.68 2019 (19-89)
4.94 2021 (17-84)

5.23 2016 (30-157)
5.71 2018 (17-97)
5.81 1960 (27-157)

Highest Punt Returns Average Allowed, Season

15.36 1982 (22-338) (9 games)
14.06 1977 (50-703)
13.97 1975 (36-503)
13.83 1965 (29-401)
13.41 2012 (27-362)

Most Punt Returns Touchdowns Allowed, Season

2 1965, 1982, 1990, 2004, 2012

KICKOFF RETURNS

Fewest Opponents Kickoff Returns, Season

11 2023
23 2020
25 2011, 2017
27 2012

Most Opponents Kickoff Returns, Season

88 2002
87 2003
85 2004
84 1966
83 2005

Fewest Kickoff Return Yards Allowed, Season

311 2023
486 2017
549 2020
605 2011
658 2021

Most Kickoff Return Yards Allowed, Season

2,053 2005
2,045 1966
2,043 2003
1,908 2004
1,880 2002

Most Kickoff Return Yards Allowed, Game

289 at Denver Sept. 7, 1963
278 at Houston Nov. 20, 2005
278 vs. Cleveland Dec. 20, 2009
267 vs. St. Louis Oct. 22, 2000
254 vs. Tampa Bay Nov. 2, 2008

Lowest Kickoff Return Average Allowed, Season

17.17 1990 (81-1,391)
18.00 1986 (71-1,278)
18.80 1992 (64-1,203)
18.90 1982 (42-794)
19.06 1981 (68-1,296)

Highest Kickoff Return Average Allowed, Season

28.27 2023 (11-311)
25.78 1973 (40-1,031)
25.56 2012 (27-690)
25.17 1972 (43-1,083)
25.07 1970 (45-1,128)

Most Kickoff Return Touchdowns Allowed, Season

2 1988, 1989, 2009

BLOCKED FIELD GOALS

Most Blocked Field Goals, Season

6 1960
5 1966
4 1962, 1965, 1973
3 1963, 1967, 1996
2 1982 (9 games), 1986, 1992, 1993, 2003

Most Blocked Field Goals, Game

3 at San Diego Oct. 15, 1967
2 vs. Buffalo Dec. 18, 1960
2 at Oakland Nov. 3, 1963
2 at Oakland Sept. 18, 1966
2 at San Diego Oct. 15, 1967
2 at Green Bay Oct. 4, 1973
2 at San Diego Oct. 17, 1993
2 at San Diego Nov. 30, 2003

TEAM DEFENSIVE RECORDS

FUMBLES

Fewest Opponents Fumbles, Season

16 1971, 2020, 2022
17 2014
18 1984, 2011

Fewest Opponents Fumbles Recovered, Season

6 1971, 2011, 2012, 2020
7 2015, 2019

Most Opponents Fumbles, Season

42 1981
40 1975
39 1977
38 1990
36 1994, 1998

Most Opponents Fumbles Recovered, Season

26 1994
25 1990
23 1977
22 1975
21 1981, 1983

TURNOVERS

Fewest Opponents Turnovers, Season

13 2012
14 2014

17 2023
20 2022
21 2004

Most Opponents Turnovers, Season

51 1983
49 1967, 1968, 1986
48 1960, 1962

Most Opponents Turnovers, Game

9	vs. Houston	Oct. 28, 1962
9	vs. Houston	Oct. 12, 1969
9	vs. St. Louis	Oct. 2, 1983
8	at Cleveland	Oct. 8, 1972
8	at Oakland	Oct. 5, 1980
8	vs. N.Y. Jets	Sept. 25, 2016

Best Turnover Ratio, Season

26 1990 (45 takes/19 gives)
22 1967 (49 takes/27 gives)
22 1968 (49 takes/27 gives)
21 1999 (45 takes/24 gives)
18 1992 (39 takes/21 gives)
18 2013 (36 takes/18 gives)

Worst Turnover Ratio, Season

-24 2012 (13 takes/37 gives)
-13 1987 (28 takes/41 gives)
-11 2007 (22 takes/33 gives)
-11 2023 (17 takes/28 gives)
-8 1989 (33 takes/41 gives)

OPPONENT RECORDS

SINGLE GAME

PASSING

Pass Attempts (All 50+)

61	Blake Bortles, Jacksonville	Oct. 7, 2018
60	Ben Roethlisberger, Pittsburgh	Sept. 16, 2018
58	Mark Hermann, San Diego	Dec. 22, 1985
56	Kyle Orton, Denver	Jan. 3, 2010
56	Derek Carr, Oakland	Dec. 14, 2014
55	Rich Gannon, Oakland	Oct. 27, 2002
54	Steve DeBerg, Tampa Bay	Oct. 28, 1984
54	Tom Brady, New England	Sept. 22, 2002
52	Jim Plunkett, Oakland	Oct. 5, 1980
52	Derek Carr, Oakland	Oct. 19, 2017
52	Philip Rivers, L.A. Chargers	Nov. 18, 2019
52	Tom Brady, Tampa Bay	Oct. 2, 2022
51	Philip Rivers, L.A. Chargers	Sept. 9, 2018
50	Brian Griese, Denver	Oct. 20, 2002

Pass Completions (All 32+)

39	Tom Brady, New England	Sept. 22, 2002
39	Ben Roethlisberger, Pittsburgh	Sept. 16, 2018
39	Tom Brady, Tampa Bay	Oct. 2, 2022
37	Mark Hermann, San Diego	Dec. 22, 1985
37	Drew Brees, New Orleans	Oct. 23, 2016
36	Teddy Bridgewater, Carolina	Nov. 8, 2020
35	Rich Gannon, Oakland	Oct. 27, 2002
34	Jim Plunkett, Oakland	Sept. 12, 1985
34	Philip Rivers, San Diego	Dec. 14, 2008
34	Philip Rivers, L.A. Chargers	Sept. 9, 2018
33	Drew Bledsoe, New England	Dec. 4, 2000
33	Donovan McNabb, Philadelphia	Oct. 2, 2005
33	Blake Bortles, Jacksonville	Oct. 7, 2018
33	Derek Carr, Las Vegas	Dec. 12, 2021
33	Justin Herbert, L.A. Chargers	Sept. 15, 2022
32	Jay Cutler, Denver	Dec. 7, 2008
32	Ben Roethlisberger, Pittsburgh	Nov. 22, 2009
32	Kyle Orton, Denver	Jan. 3, 2010
32	Jalen Hurts, Philadelphia	Oct. 3, 2021

Passing Yards (All 400+)

527	Warren Moon, Houston	Dec. 16, 1990
472	Peyton Manning, Indianapolis	Oct. 31, 2004
452	Ben Roethlisberger, Pittsburgh	Sept. 16, 2018
446	Joe Burrow, Cincinnati	Jan. 2, 2022
445	Charley Johnson, Denver	Nov. 18, 1974
431	Kyle Orton, Denver	Jan. 3, 2010
430	Blake Bortles, Jacksonville	Oct. 7, 2018
426	Billy Volek, Tennessee	Dec. 13, 2004
424	Philip Rivers, L.A. Chargers	Sept. 9, 2018
417	Derek Carr, Oakland	Oct. 19, 2017
413	Pete Beathard, Houston	Sept. 9, 1968
413	Jared Goff, L.A. Rams	Nov. 19, 2018
410	Tom Brady, New England	Sept. 22, 2002
403	Peyton Manning, Denver	Dec. 1, 2013
400	John Elway, Denver	Dec. 6, 1998

Touchdown Passes

5	George Blanda, Houston	Oct. 24, 1965
5	Peyton Manning, Indianapolis	Oct. 31, 2004
5	Peyton Manning, Denver	Dec. 1, 2013
5	Aaron Rodgers, Green Bay	Sept. 28, 2015
5	Ben Roethlisberger, Pittsburgh	Oct. 2, 2016
5	Deshaun Watson, Houston	Oct. 8, 2017

Interceptions Thrown

6	George Blanda, Houston	Oct. 28, 1962
6	John Hadl, San Diego	Dec. 8, 1968
6	Ryan Fitzpatrick, N.Y. Jets	Sept. 25, 2016
5	John Hadl, San Diego	Dec. 16, 1962
5	Babe Parilli, Boston	Dec. 14, 1963
5	George Blanda, Houston	Oct. 4, 1964
5	Pete Beathard, Houston	Oct. 12, 1969
5	Marty Domres, San Diego	Nov. 9, 1969
5	Alan Pastrana, Denver	Dec. 6, 1970
5	James Harris, San Diego	Nov. 26, 1978
5	Jim Plunkett, Oakland	Oct. 5, 1980
5	Jim Zorn, Seattle	Nov. 9, 1980
5	Dave Krieg, Seattle	Dec. 9, 1984
5	John Elway, Denver	Dec. 14, 1985

Long Pass (All 80+)

90	N. Johnson to R. Upchurch, Denver	Sept. 21, 1975
89	J. Kemp to E. Dubenion, Buffalo	Oct. 13, 1963
87	S. McNair to M. Clayton, Baltimore	Dec. 10, 2006
87	M. Hasselbeck to B. Obomanu, SEA	Nov. 28, 2010
82	J. Lee to A. Denson, Denver	Nov. 1, 1964
82	D. Lamonica to F. Biletnikoff, Oakland	Nov. 3, 1968
82	B. Griese to S. Sharpe, Denver	Oct. 20, 2002
80	J. Lee to B. Groman	Oct. 22, 1961
80	S. Wyche to B. Trumpy	Sept. 28, 1969

RECEIVING

Pass Receptions

16	Troy Brown, New England	Sept. 22, 2002
14	Kellen Winslow, San Diego	Dec. 11, 1983
14	Jabar Gaffney, Denver	Jan. 3, 2010
13	Joe Washington, Baltimore	Sept. 2, 1979
13	Terrance Mathis, Atlanta	Sept. 18, 1994
13	Tim Brown, Oakland	Oct. 27, 2002
13	Steven Jackson, St. Louis	Nov. 5, 2006
13	Hunter Renfrow, Las Vegas	Dec. 12, 2021

Receiving Yards (All 200+)

266	Ja'Marr Chase, Cincinnati	Jan. 2, 2022
250	Miles Austin, Dallas	Oct. 11, 2009
245	Haywood Jeffires, Houston	Dec. 16, 1990
233	Drew Bennett, Tennessee	Dec. 13, 2004
232	Lance Alworth, San Diego	Oct. 20, 1963
214	Shannon Sharpe, Denver	Oct. 20, 2002
213	Jabar Gaffney, Denver	Jan. 3, 2010
210	Amari Cooper, Oakland	Oct. 19, 2017
203	Don Maynard, N.Y. Jets	Sept. 15, 1968

Touchdown Receptions

4	Eric Decker, Denver	Dec. 1, 2013
3	Bob Chandler, Buffalo	Oct. 3, 1976
3	Kellen Winslow, San Diego	Dec. 11, 1983
3	Shannon Sharpe, Denver	Dec. 12, 1993
3	Marvin Harrison, Indianapolis	Dec. 15, 1996
3	Drew Bennett, Tennessee	Dec. 13, 2004
3	Antonio Gates, San Diego	Oct. 30, 2005
3	Randall Cobb, Green Bay	Sept. 28, 2015
3	DeAndre Hopkins, Houston	Oct. 8, 2017
3	Ja'Marr Chase, Cincinnati	Jan. 2, 2022
3	Jerry Jeudy, Denver	Dec. 11, 2022

RUSHING

Rushing Attempts

39	O.J. Simpson, Buffalo	Oct. 29, 1973
39	Ricky Bell, Tampa Bay	Dec. 16, 1979
39	Marion Butts, San Diego	Dec. 17, 1989
38	Earl Campbell, Houston	Oct. 12, 1980
36	Joe Cribbs, Buffalo	Dec. 4, 1983
35	Jerome Bettis, L.A. Rams	Sept. 25, 1994

Rushing Yards (All 200+)

286	Jerome Harrison, Cleveland	Dec. 20, 2009
220	Tiki Barber, N.Y. Giants	Dec. 17, 2005
218	Clinton Portis, Denver	Dec. 7, 2003
217	Gary Anderson, San Diego	Dec. 18, 1988
214	Greg Pruitt, Cleveland	Dec. 14, 1975
207	Curt Warner, Seattle	Nov. 27, 1983 (OT)

Rushing Touchdowns

5	Clinton Portis, Denver	Dec. 7, 2003
3	Jon Keyworth, Denver	Nov. 18, 1974
3	Greg Pruitt, Cleveland	Dec. 14, 1975
3	Pete Banaszak, Oakland	Dec. 21, 1975
3	Walter Payton, Chicago	Nov. 13, 1977
3	Curt Warner, Seattle	Nov. 27, 1983 (OT)
3	Ronald Scott, Miami	Oct. 11, 1987
3	Marcus Allen, L.A. Raiders	Nov. 25, 1990
3	Rodney Hampton, N.Y. Giants	Dec. 19, 1992
3	Terrell Davis, Denver	Dec. 6, 1998
3	Curtis Martin, N.Y. Jets	Nov. 11, 2001
3	Clinton Portis, Denver	Dec. 15, 2002
3	Onterio Smith, Minnesota	Dec. 20, 2003
3	Michael Pittman, Tampa Bay	Nov. 7, 2004
3	Michael Turner, Atlanta	Sept. 21, 2008
3	LenDale White, Tennessee	Oct. 19, 2008
3	Jerome Harrison, Cleveland	Dec. 20, 2009
3	Jeremy Hill, Cincinnati	Oct. 4, 2015
3	Mike Gillislee, New England	Sept. 7, 2017
3	Mark Ingram, Baltimore	Sept. 22, 2019

Long Run (All 80+)

90	Latavius Murray, Oakland	Nov. 20, 2014
87	Paul Lowe, San Diego	Sept. 10, 1961
85	LaDainian Tomlinson, San Diego	Dec. 17, 2006
80	LenDale White, Tennessee	Oct. 19, 2008

Total Touchdowns

5	Clinton Portis, Denver	Dec. 7, 2003
4	Clinton Portis, Denver	Dec. 15, 2002
4	Eric Decker, Denver	Dec. 1, 2013

DEFENSE / SPECIAL TEAMS

Interceptions Made

4	Deltha O'Neal, Denver	Oct. 7, 2001
3	Goose Gosoulin, Denver	Oct. 11, 1964
3	David Fulcher, Cincinnati	Oct. 1, 1989

OPPONENT RECORDS

Long Interception Return (All 100+)

102	Marcus Coleman, Houston	Sept. 26, 2004
101	Tony Greene, Buffalo	Oct. 3, 1976
100	Speedy Duncan, San Diego	Oct. 15, 1967

Long Punt Return

95	Johnny Bailey, Chicago	Dec. 29, 1990
----	------------------------	---------------

Long Kickoff Return (All 100+)

103	Joshua Cribbs, Cleveland	Dec. 20, 2009
100	Nemiah Wilson, Denver	Oct. 8, 1966
100	Joshua Cribbs, Cleveland	Dec. 20, 2009

Long Punt (All 80+)

83	Chris Norman, Denver	Sept. 23, 1984
82	Paul Maguire, San Diego	Nov. 5, 1961

Long Field Goal (All 55+)

59	Matt Bryant, Atlanta	Dec. 4, 2016
57	Sebastian Janikowski, Oakland	Dec. 16, 2012
56	Sebastian Janikowski, Oakland	Sept. 14, 2008

56	Matt Prater, Denver	Sept. 28, 2008
56	Stephen Hauschka, Buffalo	Nov. 26, 2017
55	Chris Bahr, Oakland	Oct. 25, 1981
55	John Kasay, Seattle	Jan. 2, 1994
55	Kris Brown, Pittsburgh	Oct. 14, 2001
55	Nate Kaeding, San Diego	Nov. 29, 2009
55	Phil Dawson, San Francisco	Oct. 5, 2014
55	Sergio Castillo, N.Y. Jets	Nov. 1, 2020
55	Cameron Dicker, L.A. Chargers	Oct. 22, 2023

Times Sacked (All 10.0+)

11	Paul McDonald, Cleveland	Sept. 30, 1984
10	Jeff George, Oakland	Sept. 6, 1998

Touchdowns On Interception Returns

2	Dave Brown, Seattle	Nov. 4, 1984
---	---------------------	--------------

Fumbles

6	Dave Krieg, Seattle	Nov. 5, 1989
6	Chad Pennington, N.Y. Jets	Sept. 11, 2005

CHIEFS INDIVIDUAL PLAYOFF RECORDS

SERVICE

Most Games Played, Career

22	Travis Kelce	2013-23
22	James Winchester	2015-23
19	Chris Jones	2016-23
19	Harrison Butker	2017-23
18	Patrick Mahomes	2017-23
16	Nick Allegretti	2019-23
15	Daniel Sorensen	2014-21
15	Derrick Nnadi	2018-23
14	Mecole Hardman	2017-23
13	Anthony Sherman	2013-20
13	Tyreek Hill	2016-21
13	Demarcus Robinson	2016-21
13	Mike Danna	2020-23
13	L'Jarius Sneed	2020-23
13	Tommy Townsend	2020-23
12	Dustin Colquitt	2005-19
12	Frank Clark	2019-22
11	Eric Fisher	2013-20
11	Andrew Wylie	2017-22
11	Anthony Hitchens	2018-21
11	Ben Niemann	2018-21
11	Charvarius Ward	2018-21
11	Blake Bell	2019-23
10	John Alt	1984-96
10	Derrick Thomas	1989-99
10	Tim Grunhard	1990-00
10	Dave Szott	1990-00
10	Marcus Kemp	2017-22
10	Mike Pennel	2019-23
10	Tereshawn Wharton	2020-23
10	Nick Bolton	2021-23
10	Noah Gray	2021-23
10	Creed Humphrey	2021-23
10	Trey Smith	2021-23

SCORING

Most Points, Career (All 30+)

158	Harrison Butker (19 games - 32 FGs, 62 PATs)	2017-23
114	Travis Kelce (22 games - 19 TDs)	2013-23
60	Damien Williams (5 games - 10 TDs)	2018-19
37	Nick Lowery (8 games - 8 FGs, 13 PATs)	1980-93
36	Tyreek Hill (13 games - 6 TDs)	2016-21
35	Jan Stenerud (5 games - 9 FGs, 8 PATs)	1967-79
30	Patrick Mahomes (18 games - 5 TDs)	2017-22

Most Points, Game (All 12+)

18	Damien Williams vs. New England	Jan. 20, 2019
18	Travis Kelce vs. Houston	Jan. 12, 2020
18	Damien Williams vs. Houston	Jan. 12, 2020
14	Ryan Succop at Indianapolis	Jan. 4, 2014
14	Harrison Butker vs. Miami	Jan. 13, 2024
13	Harrison Butker vs. San Francisco	Feb. 11, 2024
12	Abner Haynes vs. Houston	Dec. 23, 1962
12	Mike Garrett at Buffalo	Jan. 1, 1967
12	Ed Podolak vs. Miami	Dec. 25, 1971
12	Dante Hall vs. Indianapolis	Jan. 11, 2004
12	Priest Holmes vs. Indianapolis	Jan. 11, 2004
12	Knile Davis at Indianapolis	Jan. 4, 2014
12	Cairo Santos at Houston	Jan. 9, 2016
12	Tyreek Hill vs. Tennessee	Jan. 19, 2020
12	Damien Williams vs. San Francisco	Feb. 2, 2020
12	Travis Kelce vs. Buffalo	Jan. 24, 2021
12	Byron Pringle vs. Pittsburgh	Jan. 16, 2022
12	Harrison Butker vs. Buffalo	Jan. 23, 2022
12	Travis Kelce vs. Jacksonville	Jan. 21, 2023
12	Travis Kelce at Buffalo	Jan. 21, 2024

Most Touchdowns, Career

19	Travis Kelce (22 games)	2013-23
10	Damien Williams (5 games)	2018-19
6	Tyreek Hill (13 games)	2016-21
5	Patrick Mahomes (18 games)	2017-23
4	Mecole Hardman (14 games)	2019-23
4	Isiah Pacheco (7 games)	2022-23
3	Mike Garrett (6 games)	1966-70
3	Marcus Allen (6 games)	1993-97
3	Knile Davis (3 games)	2013-16
3	Byron Pringle (9 games)	2018-21
3	Marquez Valdes-Scantling (7 games)	2022-23

Most Touchdowns, Game

3	Damien Williams vs. New England	Jan. 20, 2019
3	Travis Kelce vs. Houston	Jan. 12, 2020
3	Damien Williams vs. Houston	Jan. 12, 2020
2	Abner Haynes vs. Houston	Dec. 23, 1962
2	Mike Garrett at Buffalo	Jan. 1, 1967

2	Ed Podolak vs. Miami	Dec. 25, 1971
2	Dante Hall vs. Indianapolis	Jan. 11, 2004
2	Priest Holmes vs. Indianapolis	Jan. 11, 2004
2	Knile Davis at Indianapolis	Jan. 4, 2014
2	Tyreek Hill vs. Tennessee	Jan. 19, 2020
2	Damien Williams vs. San Francisco	Feb. 2, 2020
2	Travis Kelce vs. Buffalo	Jan. 24, 2021
2	Byron Pringle vs. Pittsburgh	Jan. 16, 2022
2	Travis Kelce vs. Jacksonville	Jan. 21, 2023
2	Travis Kelce at Buffalo	Jan. 21, 2024

Most Points After Touchdown, Career

62	Harrison Butker (19 games - 65 Att.)	2017-23
13	Nick Lowery (8 games - 13 Att.)	1980-93
8	Jan Stenerud (5 games - 8 Att.)	1967-79
6	Ryan Succop (2 games - 6 Att.)	2009-13
6	Cairo Santos (3 games - 6 Att.)	2014-17
5	Mike Mercer (2 games - 5 Att.)	1966

Most Points After Touchdown, Game

6	Harrison Butker vs. Houston (7 Att.)	Jan. 12, 2020
6	Harrison Butker vs. Pittsburgh (6 att.)	Jan. 16, 2022
5	Ryan Succop at Indianapolis (5 Att.)	Jan. 4, 2014
5	Harrison Butker vs. Tennessee (5 Att.)	Jan. 19, 2020
5	Harrison Butker vs. Buffalo (5 Att.)	Jan. 24, 2021
5	Harrison Butker vs. Philadelphia (5 Att.)	Feb. 12, 2023
4	Mike Mercer at Buffalo (4 Att.)	Jan. 1, 1967
4	Nick Lowery at Houston (4 Att.)	Jan. 16, 1994
4	Morten Andersen vs. Indianapolis (4 Att.)	Jan. 11, 2004
4	Harrison Butker vs. Indianapolis (4 Att.)	Jan. 12, 2019
4	Harrison Butker vs. New England (4 Att.)	Jan. 20, 2019
4	Harrison Butker vs. San Francisco (4 Att.)	Feb. 2, 2020

Most Points After Touchdown, No Misses, Career

13	Nick Lowery (8 games)	1980-93
8	Jan Stenerud (5 games)	1967-79

Most Field Goals Attempted, Career

36	Harrison Butker (19 games)	2017-23
17	Jan Stenerud (5 games)	1967-79
12	Nick Lowery (8 games)	1980-93

Most Field Goals Attempted, Game

5	Jan Stenerud vs. N.Y. Jets	Dec. 20, 1969
4	Jan Stenerud vs. Miami	Dec. 25, 1971
4	Nick Lowery vs. Miami	Jan. 5, 1991
4	Harrison Butker vs. Cleveland	Jan. 17, 2021
4	Harrison Butker vs. Buffalo	Jan. 23, 2022
4	Harrison Butker vs. Miami	Jan. 13, 2024
4	Harrison Butker vs. San Francisco	Feb. 11, 2024

Most Field Goals Made, Career

32	Harrison Butker (19 games - 36 Att.)	2017-23
9	Jan Stenerud (5 games - 17 Att.)	1967-79
8	Nick Lowery (8 games - 12 Att.)	1980-93

Most Field Goals Made, Game

4	Harrison Butker vs. Miami	Jan. 13, 2024
4	Harrison Butker vs. San Francisco	Feb. 11, 2024
3	Jan Stenerud vs. Minnesota	Jan. 11, 1970
3	Nick Lowery at Miami	Jan. 5, 1991
3	Ryan Succop at Indianapolis	Jan. 4, 2014
3	Cairo Santos at Houston	Jan. 9, 2016
3	Harrison Butker vs. Cleveland	Jan. 17, 2021
3	Harrison Butker at Tampa Bay	Feb. 7, 2021
3	Harrison Butker vs. Buffalo	Jan. 23, 2022
3	Harrison Butker vs. Cincinnati	Jan. 29, 2023

Longest Field Goal

57	Harrison Butker vs. San Francisco	Feb. 11, 2024
52	Harrison Butker at Tampa Bay	Feb. 7, 2021
52	Harrison Butker at Baltimore	Jan. 28, 2024
50	Harrison Butker vs. Cleveland	Jan. 17, 2021
50	Harrison Butker vs. Jacksonville	Jan. 21, 2023
50	Harrison Butker vs. Jacksonville	Jan. 21, 2023
49	Cairo Santos at Houston	Jan. 9, 2016
49	Cairo Santos at Houston	Jan. 9, 2016
49	Harrison Butker at Tampa Bay	Feb. 7, 2021
49	Harrison Butker vs. Buffalo	Jan. 23, 2022

RUSHING

Most Rushing Attempts, Career

118	Isiah Pacheco (7 games)	2022-23
100	Marcus Allen (6 games)	1993-97
90	Patrick Mahomes (18 games)	2017-23
81	Damien Williams (5 games)	2018-19
61	Mike Garrett (6 games)	1966-70

Most Rushing Attempts, Game (All 20+)

33	Barry Word vs. L.A. Raiders	Dec. 28, 1991
----	-----------------------------	---------------

CHIEFS INDIVIDUAL PLAYOFF RECORDS

25	Damien Williams vs. Indianapolis	Jan. 12, 2019
24	Curtis McClinton vs. Houston	Dec. 23, 1962
24	Priest Holmes vs. Indianapolis	Jan. 11, 2004
24	Isiah Pacheco vs. Miami	Jan. 13, 2024
24	Isiah Pacheco at Baltimore	Jan. 28, 2024
22	Wendell Hayes vs. Miami	Dec. 25, 1971
21	Marcus Allen vs. Pittsburgh	Jan. 8, 1994
21	Marcus Allen vs. Indianapolis	Jan. 7, 1996

Most Rushing Yards, Career (All 200+)

524	Patrick Mahomes (18 games)	2017-23
510	Isiah Pacheco (7 games)	2022-23
386	Marcus Allen (6 games)	1993-97
355	Damien Williams (5 games)	2018-19
220	Clyde Edwards-Helaire (8 games)	2020-23
210	Jerick McKinnon (7 games)	2021-23
208	Wendell Hayes (5 games)	1968-74

Most Rushing Yards Gained, Game (All 100+)

176	Priest Holmes vs. Indianapolis	Jan. 11, 2004
130	Barry Word vs. L.A. Raiders	Dec. 28, 1991
129	Damien Williams vs. Indianapolis	Jan. 12, 2019
104	Damien Williams vs. San Francisco	Feb. 2, 2020
100	Wendell Hayes vs. Miami	Dec. 25, 1971

Most Games, 100 or More Rushing Yards, Career

2	Damien Williams (5 games)	2018-19
1	Wendell Hayes (5 games)	1968-74
1	Barry Word (4 games)	1990-92
1	Priest Holmes (1 game)	2001-07

Longest Run From Scrimmage

50	Mecole Hardman vs. Buffalo	Jan. 24, 2021
48	Priest Holmes vs. Indianapolis	Jan. 11, 2004
41	Jamaal Charles vs. Baltimore	Jan. 9, 2011
39	Isiah Pacheco vs. Jacksonville	Jan. 21, 2023
38	Damien Williams vs. San Francisco	Feb. 2, 2020

Most Rushing Touchdowns, Career

6	Damien Williams (5 games)	2018-19
5	Patrick Mahomes (18 games)	2017-23
4	Isiah Pacheco (7 games)	2022-23
3	Mike Garrett (6 games)	1966-70
3	Marcus Allen (6 games)	1993-97

Most Rushing Touchdowns, Game

2	Mike Garrett at Buffalo	Jan. 1, 1967
2	Priest Holmes vs. Indianapolis	Jan. 11, 2004
2	Damien Williams vs. Houston	Jan. 12, 2020

PASSING

Most Passes Attempted, Career

672	Patrick Mahomes (18 games)	2017-23
188	Len Dawson (8 games)	1962-75
185	Alex Smith (5 games)	2013-17
141	Joe Montana (4 games)	1993-94
64	Dave Krieg (4 games)	1992-93

Most Passes Attempted, Game (All 40+)

50	Alex Smith at New England	Jan. 16, 2016
49	Patrick Mahomes at Tampa Bay	Feb. 7, 2021
46	Alex Smith at Indianapolis	Jan. 4, 2014
46	Patrick Mahomes vs. San Francisco	Feb. 11, 2024
44	Patrick Mahomes vs. Buffalo	Jan. 23, 2022
43	Joe Montana vs. Pittsburgh	Jan. 8, 1994
43	Patrick Mahomes vs. Cincinnati	Jan. 29, 2023
42	Patrick Mahomes vs. San Francisco	Feb. 2, 2020
41	Patrick Mahomes vs. Indianapolis	Jan. 12, 2019
41	Patrick Mahomes vs. Miami	Jan. 13, 2024

Most Passes Completed, Career

456	Patrick Mahomes (18 games)	2017-23
120	Alex Smith (5 games)	2013-17
107	Len Dawson (8 games)	1962-75
85	Joe Montana (4 games)	1993-94
33	Dave Krieg (4 games)	1992-93

Most Passes Completed, Game

34	Patrick Mahomes vs. San Francisco	Feb. 11, 2024
33	Patrick Mahomes vs. Buffalo	Jan. 23, 2022
30	Alex Smith at Indianapolis	Jan. 4, 2014
30	Patrick Mahomes vs. Pittsburgh	Jan. 16, 2022
30	Patrick Mahomes at Baltimore	Jan. 28, 2024

Highest Completion Percentage, Career (100 attempts)

67.9	Patrick Mahomes (18 games: 672-456)	2017-23
64.9	Alex Smith (5 games: 185-120)	2013-17
60.3	Joe Montana (4 games: 141-85)	1993-94
56.9	Len Dawson (8 games: 188-107)	1962-75

Highest Completion Percentage, Game (15 completions)

77.8	Patrick Mahomes vs. Philadelphia (27-21)	Feb. 12, 2023
77.3	Alex Smith at Houston (22-17)	Jan. 9, 2016
76.9	Patrick Mahomes vs. Pittsburgh (39-30)	Jan. 16, 2022
76.9	Patrick Mahomes at Baltimore (39-30)	Jan. 28, 2024
76.3	Patrick Mahomes vs. Buffalo (38-29)	Jan. 24, 2021
75.0	Patrick Mahomes vs. Buffalo (44-33)	Jan. 23, 2022

Most Passing Yards, Career

5,135	Patrick Mahomes (18 games)	2017-23
1,497	Len Dawson (8 games)	1962-75
1,250	Alex Smith (5 games)	2013-17
1,014	Joe Montana (4 games)	1993-94
454	Dave Krieg (4 games)	1992-93

Most Passing Yards, Game (All 300+)

404	Patrick Mahomes vs. Pittsburgh	Jan. 16, 2022
378	Alex Smith at Indianapolis	Jan. 4, 2014
378	Patrick Mahomes vs. Buffalo	Jan. 23, 2022
333	Patrick Mahomes vs. San Francisco	Feb. 11, 2024
326	Patrick Mahomes vs. Cincinnati	Jan. 29, 2023
325	Patrick Mahomes vs. Buffalo	Jan. 24, 2021
321	Patrick Mahomes vs. Houston	Jan. 12, 2020
314	Joe Montana at Miami	Dec. 31, 1994

Longest Pass Completion

79	Alex Smith at Indianapolis (to Donnie Avery)	Jan. 4, 2014
71	Patrick Mahomes vs. Buffalo (to Tyreek Hill)	Jan. 24, 2021
64	Patrick Mahomes vs. Buffalo (to Tyreek Hill)	Jan. 23, 2022
63	Len Dawson vs. Miami (to Elmo Wright)	Dec. 25, 1971
63	Alex Smith at Indianapolis (to Dwayne Bowe)	Jan. 4, 2014
61	Len Dawson at N.Y. Jets (to Otis Taylor)	Dec. 20, 1969
60	Patrick Mahomes vs. Tennessee (to Sammy Watkins)	Jan. 19, 2020

Most Touchdown Passes, Career

41	Patrick Mahomes (18 games)	2017-23
9	Alex Smith (5 games)	2013-17
7	Len Dawson (8 games)	1962-75
6	Joe Montana (4 games)	1993-94
2	Steve DeBerg (3 games)	1988-91
2	Trent Green (2 games)	2001-06

Most Touchdown Passes, Game

5	Patrick Mahomes vs. Houston	Jan. 12, 2020
5	Patrick Mahomes vs. Pittsburgh	Jan. 16, 2022
4	Alex Smith at Indianapolis	Jan. 4, 2014
3	Joe Montana at Houston	Jan. 16, 1994
3	Patrick Mahomes vs. New England	Jan. 20, 2019
3	Patrick Mahomes vs. Tennessee	Jan. 19, 2020
3	Patrick Mahomes vs. Buffalo	Jan. 24, 2021
3	Patrick Mahomes vs. Buffalo	Jan. 23, 2022
3	Patrick Mahomes vs. Cincinnati	Jan. 30, 2022
3	Patrick Mahomes vs. Philadelphia	Feb. 12, 2023

Most Passes Had Intercepted, Career

8	Len Dawson (8 games)	1962-75
8	Patrick Mahomes (18 games)	2017-23
4	Mark Vlasic (1 game)	1991-92
4	Joe Montana (4 games)	1993-94

Most Passes Had Intercepted, Game

4	Len Dawson at Oakland	Dec. 22, 1968
4	Mark Vlasic at Buffalo	Jan. 5, 1992

Highest Passer Rating, Career (Min. 150 att.)

105.8	Patrick Mahomes	2017-23
96.0	Alex Smith	2013-17
77.4	Len Dawson	1962-75

Highest Passer Rating, Game (Min. 20 att.)

138.2	Patrick Mahomes vs. Pittsburgh	Jan. 16, 2022
134.6	Patrick Mahomes vs. Houston	Jan. 12, 2020
131.8	Patrick Mahomes vs. Philadelphia	Feb. 12, 2023
131.6	Patrick Mahomes at Buffalo	Jan. 21, 2024
127.6	Patrick Mahomes vs. Buffalo	Jan. 24, 2021
124.8	Len Dawson at Buffalo	Jan. 1, 1967

PASS RECEIVING

Most Pass Receptions, Career

165*	Travis Kelce (22 games)	2013-23
84	Tyreek Hill (13 games)	2016-21

CHIEFS INDIVIDUAL PLAYOFF RECORDS

27	Otis Taylor (7 games)	1965-75
27	J.J. Birden (8 games)	1990-94
27	Mecole Hardman (14 games)	2019-23

*NFL RECORD

Most Pass Receptions, Game

14	Travis Kelce vs. Jacksonville	Jan. 21, 2023
13	Travis Kelce vs. Buffalo	Jan. 24, 2021
11	Tyreek Hill vs. Buffalo	Jan. 23, 2022
11	Travis Kelce at Baltimore	Jan. 28, 2024
10	Travis Kelce vs. Houston	Jan. 12, 2020
10	Travis Kelce at Tampa Bay	Feb. 7, 2021
10	Travis Kelce vs. Cincinnati	Jan. 30, 2022

Most Receiving Yards, Career

1,903	Travis Kelce (22 games)	2013-23
1,081	Tyreek Hill (13 games)	2016-21
481	Otis Taylor (7 games)	1965-75
477	Sammy Watkins (6 games)	2018-20
363	J.J. Birden (8 games)	1990-94

Most Receiving Yards, Game (All 100+)

172	Tyreek Hill vs. Buffalo	Jan. 24, 2021
150	Dwayne Bowe at Indianapolis	Jan. 4, 2014
150	Tyreek Hill vs. Buffalo	Jan. 23, 2022
142	Stephone Paige at Miami	Jan. 5, 1991
134	Travis Kelce vs. Houston	Jan. 12, 2020
133	Travis Kelce at Tampa Bay	Feb. 7, 2021
130	Rashee Rice vs. Miami	Jan. 13, 2024
128	Travis Kelce at Houston	Jan. 9, 2016
118	Travis Kelce vs. Buffalo	Jan. 24, 2021
117	Otis Taylor at Oakland	Dec. 22, 1968
116	Marquez Valdes-Scantling vs. Cincinnati	Jan. 29, 2023
116	Travis Kelce at Baltimore	Jan. 28, 2024
114	Sammy Watkins vs. New England	Jan. 20, 2019
114	Sammy Watkins vs. Tennessee	Jan. 19, 2020
110	Ed Podolak vs. Miami	Dec. 25, 1971
110	Andre Rison vs. Denver	Jan. 4, 1998
110	Tyreek Hill vs. Cleveland	Jan. 17, 2021
109	Travis Kelce vs. Cleveland	Jan. 17, 2021
108	Travis Kelce vs. Indianapolis	Jan. 12, 2019
108	Travis Kelce vs. Pittsburgh	Jan. 16, 2022
105	Tyreek Hill vs. San Francisco	Feb. 2, 2020
104	Elmo Wright vs. Miami	Dec. 25, 1971
103	Kimble Anders at Miami	Dec. 31, 1994

Most Games, 100 or More Receiving Yards, Career

8	Travis Kelce (22 games)	2013-23
4	Tyreek Hill (13 games)	2016-21
2	Sammy Watkins (6 games)	2018-20
1	By nine players; Last, Rashee Rice vs. Miami Dolphins	Jan. 13, 2023

Longest Pass Reception

79	Donnie Avery at Indianapolis (from Alex Smith)	Jan. 4, 2014
71	Tyreek Hill vs. Buffalo (from Patrick Mahomes)	Jan. 24, 2021
64	Tyreek Hill vs. Buffalo (from Patrick Mahomes)	Jan. 23, 2022
63	Elmo Wright vs. Miami (from Len Dawson)	Dec. 25, 1971
63	Dwayne Bowe at Indianapolis (from Alex Smith)	Jan. 4, 2014
61	Otis Taylor at N.Y. Jets (from Len Dawson)	Dec. 20, 1969
60	Sammy Watkins vs. Tennessee (from Patrick Mahomes)	Jan. 19, 2020

Most Receiving Touchdowns, Career

19	Travis Kelce (22 games)	2013-23
5	Tyreek Hill (13 games)	2016-21
4	Damien Williams (5 games)	2018-19
3	Byron Pringle (8 games)	2018-21
3	Mecole Hardman (14 games)	2019-23
3	Marquez Valdes-Scantling (7 games)	2022-23

Most Receiving Touchdowns, Game

3	Travis Kelce vs. Houston	Jan. 12, 2020
2	Damien Williams vs. New England	Jan. 20, 2019
2	Tyreek Hill vs. Tennessee	Jan. 19, 2020
2	Byron Pringle vs. Pittsburgh	Jan. 16, 2022
2	Travis Kelce vs. Jacksonville	Jan. 21, 2023
2	Travis Kelce at Buffalo	Jan. 21, 2024

COMBINED NET YARDS

Most Attempts, Career

167	Travis Kelce (22 games)	2013-23
136	Isiah Pacheco (7 games)	2022-23
115	Marcus Allen (6 games)	1993-97
102	Damien Williams (5 games)	2018-19

96	Tyreek Hill (13 games)	2016-21
----	------------------------	---------

Most Attempts, Game

34	Barry Word vs. L.A. Raiders	Dec. 28, 1991
30	Damien Williams vs. Indianapolis	Jan. 12, 2019
29	Priest Holmes vs. Indianapolis	Jan. 11, 2004
28	Isiah Pacheco at Baltimore	Jan. 28, 2024
25	By five players; Last: Isiah Pacheco vs Miami	Jan. 13, 2024

Most Net Yards, Career

1,910	Travis Kelce (22 games)	2013-23
1,172	Tyreek Hill (13 games)	2016-21
635	Isiah Pacheco (67 games)	2022-23
541	Marcus Allen (6 games)	1993-97
540	Damien Williams (5 games)	2018-19

Most Net Yards, Game (All 150+)

*350	Ed Podolak vs. Miami	Dec. 25, 1971
227	Dante Hall vs. Indianapolis	Jan. 11, 2004
208	Priest Holmes vs. Indianapolis	Jan. 11, 2004
193	Tyreek Hill vs. Buffalo	Jan. 23, 2022
187	Quintin Demps at Indianapolis	Jan. 4, 2014
172	Tyreek Hill vs. Buffalo	Jan. 24, 2021
162	Mecole Hardman vs. Houston	Jan. 12, 2020
154	Damien Williams vs. Indianapolis	Jan. 12, 2019
150	Dwayne Bowe at Indianapolis	Jan. 4, 2014

*NFL RECORD

PUNTING

Most Punts, Career

43	Dustin Colquitt (12 games)	2005-19
39	Jerrel Wilson (7 games)	1963-77
39	Tommy Townsend (13 games)	2020-23
38	Bryan Barker (7 games)	1990-93
11	Louie Aguiar (3 games)	1994-98

Most Punts, Game

8	Jerrel Wilson at Oakland	Jan. 4, 1970
8	Bryan Barker at San Diego	Jan. 2, 1993
7	Jerrel Wilson at Green Bay	Jan. 15, 1967
7	Bryan Barker at Buffalo	Jan. 5, 1992

Longest Punt

66	Dustin Colquitt at Indianapolis	Jan. 6, 2007
62	Louie Aguiar vs. Denver	Jan. 4, 1998
62	Tommy Townsend vs. San Francisco	Feb. 11, 2024
61	Jerrel Wilson vs. Green Bay	Jan. 15, 1967
60	Tommy Townsend vs. Jacksonville	Jan. 21, 2023

Highest Punting Average, Career (20 punts)

45.1	Dustin Colquitt (12 games: 1,938-43)	2005-19
44.9	Tommy Townsend (13 games: 1,753-39)	2020-23
43.4	Jerrel Wilson (7 games: 1,693-39)	1963-77
42.4	Bryan Barker (7 games: 1,613-38)	1990-93

Highest Punting Average, Game (4 punts)

52.3	Dustin Colquitt at Indianapolis (314-6)	Jan. 6, 2007
52.3	Tommy Townsend vs. Cincinnati (209-4)	Jan. 30, 2022
50.8	Tommy Townsend vs. San Francisco (254-5)	Feb. 11, 2024
50.8	Tommy Townsend vs. Jacksonville (203-4)	Jan. 21, 2023
50.0	Dustin Colquitt vs. Tennessee (250-5)	Jan. 6, 2018

PUNT RETURNS

Most Punt Returns, Career

12	Tyreek Hill (13 games)	2016-21
11	Mike Garrett (6 games)	1966-70
8	Richie James (4 games)	2023
7	Danan Hughes (6 games)	1993-98
7	Mecole Hardman (14 games)	2019-23

Most Punt Returns, Game

5	Tyreek Hill vs. Indianapolis	Jan. 12, 2019
4	Mike Garrett vs. Oakland	Jan. 4, 1970
4	Tamarick Vanover vs. Indianapolis	Jan. 7, 1996
4	Frankie Hammond Jr. at Houston	Jan. 9, 2016
4	Richie James vs. San Francisco	Feb. 11, 2024

Most Punt Return Yards, Career

112	Kadarius Toney (3 games)	2022
86	Mecole Hardman (14 games)	2019-23
84	Danan Hughes (6 games)	1993-98
73	Mike Garrett (6 games)	1966-70
61	Frankie Hammond Jr. (2 games)	2015

Most Punt Return Yards, Game

CHIEFS INDIVIDUAL PLAYOFF RECORDS

77	Kadarius Toney vs. Philadelphia	Feb. 12, 2023
70	Mecole Hardman vs. Pittsburgh	Jan. 16, 2022
45	Tyreek Hill vs. Buffalo	Jan. 23, 2022
42	Danan Hughes at Houston	Jan. 16, 1994
37	Mike Garrett at Buffalo	Jan. 1, 1967

Longest Punt Return

65	Kadarius Toney vs. Philadelphia	Feb. 12, 2023
48	Mecole Hardman vs. Pittsburgh	Jan. 16, 2022
45	Tyreek Hill vs. Buffalo	Jan. 23, 2022
35	Danan Hughes at Houston	Jan. 16, 1994
29	Sky Moore vs. Cincinnati	Jan. 29, 2023

Highest Punt Return Average, Career (8 returns)

6.6	Mike Garrett (6 games: 11-73)	1966-70
5.8	Richie James (4 games: 8-46)	2023
3.3	Tyreek Hill (13 games: 12-40)	2016-21

Highest Punt Return Average, Game (3 returns)

23.3	Mecole Hardman vs. Pittsburgh (3-70)	Jan. 16, 2022
14.0	Danan Hughes at Houston (3-42)	Jan. 16, 1994
12.3	Mike Garrett at Buffalo (3-37)	Jan. 1, 1967
10.3	Danan Hughes vs. Pittsburgh (3-31)	Jan. 8, 1994

Most Touchdowns

None

KICKOFF RETURNS

Most Kickoff Returns, Career

14	Mecole Hardman (14 games)	2019-23
10	John Stephens (3 games)	1993
10	Dante Hall (2 games)	2000-06
10	Byron Pringle (9 games)	2018-21
7	Quintin Demps (1 game)	2013

Most Kickoff Returns, Game

7	Dante Hall vs. Indianapolis	Jan. 11, 2004
7	Quintin Demps at Indianapolis	Jan. 4, 2014
6	Mecole Hardman vs. Houston	Jan. 12, 2020
5	Noland Smith vs. Oakland	Dec. 22, 1968
5	John Stephens at Buffalo	Jan. 23, 1994

Most Kickoff Return Yards, Career

312	Mecole Hardman (14 games)	2019-23
266	Dante Hall (2 games)	2000-06
243	Byron Pringle (9 games)	2018-21
199	John Stephens (3 games)	1993
196	Knile Davis (3 games)	2013-15

Most Kickoff Return Yards, Game

208	Dante Hall vs. Indianapolis	Jan. 11, 2004
187	Quintin Demps at Indianapolis	Jan. 4, 2014
154	Ed Podolak vs. Miami	Dec. 25, 1971
142	Mecole Hardman vs. Houston	Jan. 12, 2020
106	Knile Davis at Houston	Jan. 9, 2016

Longest Kickoff Return

106 (TD)	Knile Davis at Houston	Jan. 9, 2016
92 (TD)	Dante Hall vs. Indianapolis	Jan. 11, 2004
78	Ed Podolak vs. Miami	Dec. 25, 1971
58	Mecole Hardman vs. Houston	Jan. 12, 2020
46	Dante Hall vs. Indianapolis	Jan. 11, 2004

Highest Kickoff Return Average, Career (10 returns)

26.6	Dante Hall (2 games: 10-266)	2000-06
24.3	Byron Pringle (9 games: 10-243)	2018-21
22.3	Mecole Hardman (14 games: 14-312)	2019-23

19.9	John Stephens (3 games: 10-199)	1993
------	---------------------------------	------

Highest Kickoff Return Average, Game (3 returns)

51.3	Ed Podolak vs. Miami (3-154)	Dec. 25, 1971
30.0	Knile Davis at New England (3-90)	Jan. 16, 2016
29.7	Dante Hall vs. Indianapolis (7-208)	Jan. 11, 2004
26.7	Quintin Demps at Indianapolis (7-187)	Jan. 4, 2014
24.8	Tremon Smith vs. New England (4-99)	Jan. 20, 2019
24.0	John Stephens vs. Pittsburgh (3-72)	Jan. 8, 1994
23.7	Mecole Hardman vs. Houston (6-142)	Jan. 12, 2020
23.0	Tamarick Vanover vs. Denver (3-69)	Jan. 4, 1998

Most Kickoff Return Touchdowns, Career

1	Dante Hall (2 games)	2000-06
1	Knile Davis (2 games)	2013-15

INTERCEPTIONS BY

Most Interceptions, Career

5	Emmitt Thomas (7 games)	1966-78
4	Johnny Robinson (8 games)	1960-70
3	Jim Marsalis (4 games)	1969-75
3	Deron Cherry (4 games)	1981-91

Most Interceptions, Game

2	Johnny Robinson vs. Houston	Dec. 23, 1962
2	Jim Marsalis at N.Y. Jets	Dec. 20, 1969
2	Emmitt Thomas at Oakland	Jan. 4, 1970
2	Deron Cherry vs. L.A. Raiders	Dec. 28, 1991
2	Ty Law at Indianapolis	Jan. 6, 2007
2	Husain Abdullah at Indianapolis	Jan. 4, 2014

Most Interception Return Yards, Career

131	Johnny Robinson (8 games)	1960-71
101	Emmitt Thomas (7 games)	1966-78
65	Jim Marsalis (4 games)	1969-75

Most Interception Return Yards, Game

72	Johnny Robinson at Buffalo	Jan. 1, 1967
69	Emmitt Thomas vs. Oakland	Jan. 4, 1970
50	Johnny Robinson vs. Houston	Dec. 23, 1962

Longest Interception Return

72	Johnny Robinson at Buffalo	Jan. 1, 1967
62	Emmitt Thomas at Oakland	Jan. 4, 1970
43	Ty Law at Indianapolis	Jan. 6, 2007
37	Johnny Robinson vs. Houston	Dec. 23, 1962

Most Interception Return TDs, Career

None

SACKS

Most Sacks, Career

10.5	Frank Clark (12 games)	2019-22
6.5	Derrick Thomas (10 games)	1989-99
6.5	Neil Smith (9 games)	1988-96
5.0	Aaron Brown (6 games)	1966-72
4.0	Justin Houston (7 games)	2011-18
4.0	George Karlaftis (7 games)	2022-23

Most Sacks, Game

3.0	Aaron Brown at Oakland	Jan. 4, 1970
3.0	Frank Clark vs. Houston	Jan. 12, 2020
2.0	11 times; By 10 players	
	Last: Chris Jones vs. Cincinnati	Jan. 29, 2023

The following individual records relate solely to service with the Chiefs. They include National Football League regular-season statistics only - with the exception of those single-game records marked by "*" or "**".

CHIEFS TEAM PLAYOFF RECORDS

SCORING

Most Points, Game

51	vs. Houston	Jan. 12, 2020
44	at Indianapolis	Jan. 4, 2014
42	vs. Pittsburgh	Jan. 16, 2022
42	vs. Buffalo	Jan. 23, 2022
38	vs. Buffalo	Jan. 24, 2021
38	vs. Philadelphia	Feb. 12, 2023

Most Touchdowns, Game

7	vs. Houston	Jan. 12, 2020
6	vs. Pittsburgh	Jan. 16, 2022
5	at Indianapolis	Jan. 4, 2014
5	vs. Tennessee	Jan. 19, 2020
5	vs. Buffalo	Jan. 24, 2021
5	vs. Buffalo	Jan. 23, 2022
	vs. Philadelphia	Feb. 12, 2023
4	Six times; Last, vs. San Francisco	Feb. 2, 2020

FIRST DOWNS

Most First Downs, Game

30	at Indianapolis	Jan. 4, 2014
30	vs. Buffalo	Jan. 23, 2022
29	vs. Indianapolis	Jan. 12, 2019
29	vs. Houston	Jan. 12, 2020
29	vs. Buffalo	Jan. 24, 2021

Fewest First Downs, Game

7	at Indianapolis	Jan. 6, 2007
8	vs. Baltimore	Jan. 9, 2011
13	at Oakland	Dec. 22, 1968
13	at Oakland	Jan. 4, 1970
14	Three times; Last, at Buffalo	Jan. 5, 1992

NET YARDS RUSHING AND PASSING

Most Net Yards, Game (All 400+)

552	vs. Buffalo	Jan. 23, 2022
513	at Indianapolis	Jan. 4, 2014
478	vs. Pittsburgh	Jan. 16, 2022
455	vs. San Francisco	Feb. 11, 2024
451	vs. Miami	Dec. 25, 1971
439	vs. Buffalo	Jan. 24, 2021
438	vs. Cleveland	Jan. 17, 2021
434	vs. Houston	Jan. 12, 2020
433	vs. Indianapolis	Jan. 12, 2019
414	at Miami	Dec. 31, 1994
409	vs. Miami	Jan. 13, 2024
408	vs. Indianapolis	Jan. 11, 2004
404	vs. Tennessee	Jan. 19, 2020
401	vs. Pittsburgh	Jan. 8, 1994

Fewest Net Yards, Game

126	at Indianapolis	Jan. 6, 2007
161	vs. Baltimore	Jan. 9, 2011
204	vs. L.A. Raiders	Dec. 28, 1991
207	at Oakland	Jan. 4, 1970
213	at Buffalo	Jan. 5, 1992

RUSHING

Most Rushing Attempts, Game

54	vs. Houston	Dec. 23, 1962
44	vs. Miami	Dec. 25, 1971
41	vs. Minnesota	Jan. 11, 1970

Fewest Rushing Attempts, Game

12	vs. New England	Jan. 20, 2019
14	vs. Pittsburgh	Jan. 15, 2017
16	vs. Tennessee	Jan. 6, 2018
17	at Indianapolis	Jan. 6, 2007
17	at Tampa Bay	Feb. 7, 2021

Most Rushing Yards, Game

213	vs. Miami	Dec. 25, 1971
199	vs. Houston	Dec. 23, 1962
196	vs. Indianapolis	Jan. 11, 2004
182	vs. Buffalo	Jan. 23, 2022
180	vs. Indianapolis	Jan. 12, 2019

Fewest Rushing Yards, Game

41	vs. New England	Jan. 20, 2019
42	vs. Cincinnati	Jan. 29, 2023
44	at Indianapolis	Jan. 6, 2007
52	at Buffalo	Jan. 23, 1994
61	at San Diego	Jan. 2, 1993
61	vs. Pittsburgh	Jan. 15, 2017

Most Rushing Touchdowns, Game

4	vs. Indianapolis	Jan. 12, 2019
2	at Buffalo	Jan. 1, 1967
2	at Oakland	Jan. 4, 1970
2	vs. Miami	Dec. 25, 1971
2	vs. Indianapolis	Jan. 11, 2004
2	vs. Houston	Jan. 12, 2020
2	vs. Tennessee	Jan. 19, 2020
2	vs. San Francisco	Feb. 2, 2020
2	vs. Buffalo	Jan. 24, 2021
2	vs. Buffalo	Jan. 23, 2022

PASSING

Most Passing Attempts, Game (All 40+)

52	at Buffalo	Jan. 23, 1994
50	at New England	Jan. 16, 2016
49	at Tampa Bay	Feb. 7, 2021
46	at Indianapolis	Jan. 4, 2014
46	vs. San Francisco	Feb. 11, 2024
44	vs. Pittsburgh	Jan. 8, 1994
44	vs. Buffalo	Jan. 23, 2022
43	vs. Cincinnati	Jan. 29, 2023
42	vs. San Francisco	Feb. 2, 2020
41	vs. Indianapolis	Jan. 12, 2019
41	vs. Miami	Jan. 13, 2024
40	vs. Pittsburgh	Jan. 16, 2022

Fewest Passing Attempts, Game

14	vs. Houston	Dec. 23, 1962
14	vs. L.A. Raiders	Dec. 28, 1991
17	at Oakland	Jan. 4, 1970
17	vs. Minnesota	Jan. 11, 1970
18	vs. Baltimore	Jan. 9, 2011

Most Completions, Game

34	vs. San Francisco	Feb. 11, 2024
33	vs. Buffalo	Jan. 23, 2022
31	vs. Pittsburgh	Jan. 16, 2022
30	at Indianapolis	Jan. 4, 2014
30	at Baltimore	Jan. 28, 2024

Fewest Completions, Game

7	at Oakland	Jan. 4, 1970
9	vs. Houston	Dec. 23, 1962
9	vs. L.A. Raiders	Dec. 28, 1991
9	vs. Baltimore	Jan. 9, 2011
12	at N.Y. Jets	Dec. 20, 1969
12	vs. Minnesota	Jan. 11, 1970

Most Gross Passing Yards, Game (All 300+)

406	vs. Pittsburgh	Jan. 16, 2022
378	at Indianapolis	Jan. 4, 2014
378	vs. Buffalo	Jan. 23, 2022
333	vs. San Francisco	Feb. 11, 2024
326	vs. Cincinnati	Jan. 29, 2023
325	vs. Buffalo	Jan. 24, 2021
323	at Buffalo	Jan. 23, 1994
321	vs. Houston	Jan. 12, 2020
321	vs. Cleveland	Jan. 17, 2021
314	at Miami	Dec. 31, 1994

Fewest Gross Passing Yards, Game

70	vs. Baltimore	Jan. 9, 2011
88	vs. Houston	Dec. 23, 1962
79	vs. L.A. Raiders	Dec. 28, 1991
107	at Indianapolis	Jan. 6, 2007
129	at Oakland	Jan. 4, 1970

Most Times Sacked, Game

9	at Buffalo	Jan. 1, 1967
7	at San Diego	Jan. 2, 1993
6	vs. Houston	Dec. 23, 1962
6	vs. Green Bay	Jan. 15, 1967

Most Passing Touchdowns, Game

6	vs. Pittsburgh	Jan. 16, 2022
5	vs. Houston	Jan. 12, 2020
4	at Indianapolis	Jan. 4, 2014
3	at Houston	Jan. 16, 1994
3	vs. New England	Jan. 20, 2019
3	vs. Tennessee	Jan. 19, 2020

CHIEFS TEAM PLAYOFF RECORDS

3	vs. Buffalo	Jan. 24, 2021
3	vs. Buffalo	Jan. 23, 2022
3	vs. Cincinnati	Jan. 30, 2022
3	vs. Jacksonville	Jan. 21, 2023
3	vs. Philadelphia	Feb. 12, 2023

Most Interceptions Thrown, Game

4	at Oakland	Dec. 22, 1968
4	at Buffalo	Jan. 5, 1992
3	vs. Indianapolis	Jan. 7, 1996
3	vs. Baltimore	Jan. 9, 2011

PENALTIES

Most Penalties, Game

11	at Tampa Bay	Feb. 7, 2021
10	at Buffalo	Jan. 5, 1992
9	vs. Tennessee	Jan. 19, 2020
8	vs. Tennessee	Jan. 6, 2018
7	Four times; Last vs. Cleveland	Jan. 17, 2021

Fewest Penalties, Game

1	at N.Y. Jets	Dec. 28, 1986
1	vs. Buffalo	Jan. 23, 2022
2	at Indianapolis	Jan. 6, 2007
2	at Indianapolis	Jan. 4, 2014
2	vs. Cincinnati	Jan. 30, 2022
2	at Buffalo	Jan. 21, 2024

Most Yards Penalized, Game

120	at Tampa Bay	Feb. 7, 2021
68	vs. Tennessee	Jan. 6, 2018

65	vs. Denver	Jan. 4, 1998
63	at N.Y. Jets	Dec. 20, 1969
62	at San Diego	Jan. 2, 1993

Fewest Yards Penalized, Game

5	at N.Y. Jets	Dec. 28, 1986
10	vs. Buffalo	Jan. 23, 2022
11	vs. Cincinnati	Jan. 30, 2022
13	at Indianapolis	Jan. 6, 2007
14	vs. Philadelphia	Feb. 12, 2023

FUMBLES

Most Fumbles, Game

5	at Oakland	Jan. 4, 1970
5	vs. San Francisco	Feb. 11, 2024
3	Five times; Last, vs. Miami	Jan. 13, 2024

Most Fumbles Lost, Game

4	at Oakland	Jan. 4, 1970
2	vs. Miami	Dec. 25, 1971
2	vs. Baltimore	Jan. 9, 2011

Most Turnovers, Game

5	vs. Baltimore	Jan. 9, 2011
4	at Oakland	Dec. 22, 1968
4	at Oakland	Jan. 4, 1970
4	vs. Miami	Dec. 25, 1971
4	at Buffalo	Jan. 5, 1992
4	vs. Indianapolis	Jan. 7, 1996

* - Playoff Game ** - Super Bowl

PLAYOFF TEAM DEFENSIVE RECORDS

SCORING

Fewest Points Allowed, Game

0	at Houston	Jan. 9, 2016
6	at N.Y. Jets	Dec. 20, 1969
6	vs. L.A. Raiders	Dec. 28, 1991

Most Points Allowed, Game

45	at Indianapolis	Jan. 4, 2014
41	at Oakland	Dec. 22, 1968
38	vs. Indianapolis	Jan. 11, 2004
37	at Buffalo	Jan. 5, 1992
37	vs. New England (OT)	Jan. 20, 2019

Fewest Touchdowns Allowed, Game

0	at N.Y. Jets	Dec. 20, 1969
0	vs. L.A. Raiders	Dec. 28, 1991
0	at Houston	Jan. 9, 2016
0	vs. Pittsburgh	Jan. 15, 2017

Most Touchdowns Allowed, Game

6	at Indianapolis	Jan. 4, 2014
5	vs. Green Bay	Jan. 15, 1967
5	at Oakland	Dec. 22, 1968
5	at N.Y. Jets	Dec. 28, 1986
5	vs. Indianapolis	Jan. 11, 2004
5	vs. New England	Jan. 20, 2019
5	vs. Buffalo	Jan. 23, 2022

FIRST DOWNS

Fewest First Downs Allowed, Game

9	at Buffalo	Jan. 1, 1967
13	vs. Minnesota	Jan. 11, 1970
13	vs. Miami	Jan. 13, 2024
14	at Houston	Jan. 9, 2016
15	vs. Indianapolis	Jan. 12, 2019

Most First Downs Allowed, Game

36	vs. New England	Jan. 20, 2019
30	at Buffalo	Jan. 23, 1994
29	at Buffalo	Jan. 5, 1992
28	at Indianapolis	Jan. 6, 2007
28	at Indianapolis	Jan. 4, 2014

NET YARDS RUSHING AND PASSING

Fewest Net Yards Allowed, Game

226	at Houston	Jan. 9, 2016
233	at Oakland	Jan. 4, 1970
235	at N.Y. Jets	Dec. 20, 1969
239	vs. Minnesota	Jan. 11, 1970
249	vs. Indianapolis	Jan. 7, 1996

Most Net Yards Allowed, Game

536	at Indianapolis	Jan. 4, 2014
524	vs. New England	Jan. 20, 2019
454	at Oakland	Dec. 22, 1968
448	at Buffalo	Jan. 5, 1992
442	vs. Houston	Jan. 12, 2020

RUSHING

Fewest Rushing Attempts, Game

13	at Buffalo	Jan. 1, 1967
14	at Houston	Jan. 16, 1994
14	at New England	Jan. 16, 2016
14	vs. Indianapolis	Jan. 12, 2019
16	at Baltimore	Jan. 28, 2024

Most Rushing Attempts, Game

48	vs. New England	Jan. 20, 2019
46	at Buffalo	Jan. 5, 1992
46	at Buffalo	Jan. 23, 1994
43	vs. Miami	Dec. 25, 1971
40	at Indianapolis	Jan. 6, 2007
40	vs. Baltimore	Jan. 9, 2011

Fewest Rushing Yards Allowed, Game

38	at New England	Jan. 16, 2016
39	at Houston	Jan. 16, 1994
40	at Buffalo	Jan. 1, 1967
56	vs. Pittsburgh	Jan. 16, 2022
67	vs. Minnesota	Jan. 11, 1970

Most Rushing Yards Allowed, Game

229	at Buffalo	Jan. 23, 1994
202	vs. Tennessee	Jan. 6, 2018
192	at San Diego	Jan. 2, 1993
188	at Indianapolis	Jan. 6, 2007
182	at Buffalo	Jan. 21, 2024

Most Rushing Touchdowns Allowed, Game

4	vs. New England	Jan. 20, 2019
3	vs. Green Bay	Jan. 15, 1967
3	at Buffalo	Jan. 23, 1994
3	vs. Philadelphia	Feb. 12, 2023
2	five times; Last, at Buffalo	Jan. 21, 2024

PASSING

Fewest Passing Attempts Allowed, Game

19	vs. Denver	Jan. 4, 1998
23	at N.Y. Jets	Dec. 28, 1986
23	vs. L.A. Raiders	Dec. 28, 1991
23	at San Diego	Jan. 2, 1993
24	at Green Bay	Jan. 15, 1967

Most Passing Attempts Allowed, Game

52	vs. Houston	Jan. 12, 2020
48	vs. Buffalo	Jan. 24, 2021
46	vs. Houston	Dec. 23, 1962
46	vs. New England	Jan. 20, 2019
45	at Oakland	Jan. 4, 1970
45	at Indianapolis	Jan. 4, 2014

Fewest Completions Allowed, Game

10	vs. Denver	Jan. 4, 1998
12	at Buffalo	Jan. 1, 1967
12	vs. L.A. Raiders	Dec. 28, 1991
12	vs. Indianapolis	Jan. 7, 1996

Most Completions Allowed, Game

32	at Houston	Jan. 16, 1994
31	at Indianapolis	Jan. 6, 2007
31	vs. Houston	Jan. 12, 2020
30	vs. New England	Jan. 20, 2019
29	at Indianapolis	Jan. 4, 2014
29	vs. Pittsburgh	Jan. 16, 2022

Fewest Passing Yards Allowed, Game

112	vs. Indianapolis	Jan. 7, 1996
136	at Houston	Jan. 9, 2016
140	vs. L.A. Raiders	Dec. 28, 1991
153	at N.Y. Jets	Dec. 28, 1986
160	at Buffalo	Jan. 23, 1994

Most Passing Yards Allowed, Game

443	at Indianapolis	Jan. 4, 2014
388	vs. Houston	Jan. 12, 2020
348	vs. New England	Jan. 20, 2019
347	at Oakland	Dec. 22, 1968
329	vs. Buffalo	Jan. 23, 2022

Most Passing Touchdowns Allowed, Game

5	at Oakland	Dec. 22, 1968
4	at Indianapolis	Jan. 4, 2014
4	vs. Buffalo	Jan. 23, 2022
3	Five times; Last, at Tampa Bay	Feb. 7, 2021

PLAYOFF TEAM DEFENSIVE RECORDS

SACKS

Most Sacks, Game

9	at Houston	Jan. 16, 1994
5	at San Diego	Jan. 2, 1993
5	vs. Houston	Jan. 12, 2020
5	vs. Cincinnati	Jan. 29, 2023
4	at Buffalo	Jan. 1, 1967
4	at Oakland	Jan. 4, 1970
4	vs. Baltimore	Jan. 9, 2011
4	vs. Buffalo	Jan. 24, 2021
4	at Baltimore	Jan. 28, 2024

* - Playoff Game ** - Super Bowl

INTERCEPTIONS

Most Interceptions By, Game

5	vs. Houston	Dec. 23, 1962
4	at Oakland	Jan. 4, 1970
4	vs. L.A. Raiders	Dec. 28, 1991
4	at Houston	Jan. 9, 2016
3	Five times; Last, at Indianapolis	Jan. 4, 2014

PLAYOFF OPPONENT RECORDS

SINGLE GAME

SCORING

Total Points

24	Gabriel Davis, Buffalo	Jan. 23, 2022
20	Jalen Hurts, Philadelphia	Feb. 12, 2023
18	Fred Biletnikoff, Oakland	Dec. 22, 1968
18	Thurman Thomas, Buffalo	Jan. 23, 1994
18	Chris Boswell, Pittsburgh	Jan. 15, 2017

Total Touchdowns

4	Gabriel Davis, Buffalo	Jan. 23, 2022
3	Fred Biletnikoff, Oakland	Dec. 22, 1968
3	Thurman Thomas, Buffalo	Jan. 23, 1994
3	Jalen Hurts, Philadelphia	Feb. 12, 2023
2	14 times; Last, Josh Allen, Buffalo	Jan. 21, 2024

Field Goals

6	Chris Boswell, Pittsburgh	Jan. 15, 2017
4	Tyler Bass, Buffalo	Jan. 24, 2021
4	Evan McPherson, Cincinnati	Jan. 30, 2022
3	Scott Norwood, Buffalo	Jan. 5, 1992
3	Steve Christie, Buffalo	Jan. 23, 1994
3	Adam Vinatieri, Indianapolis	Jan. 6, 2007
3	Billy Cundiff, Baltimore	Jan. 9, 2011
3	Jake Moody, San Francisco	Feb. 11, 2024

PASSING

Pass Attempts (All 40+)

52	Deshaun Watson, Houston	Jan. 12, 2020
48	Josh Allen, Buffalo	Jan. 24, 2021
46	George Blanda, Houston	Dec. 23, 1962
46	Tom Brady, New England	Jan. 20, 2019
45	Andrew Luck, Indianapolis	Jan. 4, 2014
44	Ben Roethlisberger, Pittsburgh	Jan. 16, 2022
43	Warren Moon, Houston	Jan. 16, 1994
42	Neil O'Donnell, Pittsburgh	Jan. 8, 1994
42	Tom Brady, New England	Jan. 16, 2016
41	Joe Burrow, Cincinnati	Jan. 29, 2023
40	Joe Namath, N.Y. Jets	Dec. 20, 1969

Pass Completions

32	Warren Moon, Houston	Jan. 16, 1994
31	Deshaun Watson, Houston	Jan. 12, 2020
30	Peyton Manning, Indianapolis	Jan. 6, 2007
30	Tom Brady, New England	Jan. 20, 2019
29	Andrew Luck, Indianapolis	Jan. 4, 2014
29	Ben Roethlisberger, Pittsburgh	Jan. 16, 2022

Passing Yards (All 300+)

443	Andrew Luck, Indianapolis	Jan. 4, 2014
388	Deshaun Watson, Houston	Jan. 12, 2020
348	Tom Brady, New England	Jan. 20, 2019
345	Daryle Lamonica, Oakland	Dec. 22, 1968
329	Josh Allen, Buffalo	Jan. 23, 2022
306	Warren Moon, Houston	Jan. 16, 1994
304	Peyton Manning, Indianapolis	Jan. 11, 2004
304	Jalen Hurts, Philadelphia	Feb. 12, 2023
302	Tom Brady, New England	Jan. 16, 2016

Long Pass

75	Josh Allen to Gabriel Davis, Buffalo	Jan. 23, 2022
69	Jack Kemp to Elbert Dubenion, Buffalo	Jan. 1, 1967

Touchdown Passes

5	Daryle Lamonica, Oakland	Dec. 22, 1968
4	Andrew Luck, Indianapolis	Jan. 4, 2014
4	Josh Allen, Buffalo	Jan. 23, 2022
3	Pat Ryan, N.Y. Jets	Dec. 28, 1986
3	Jim Kelly, Buffalo	Jan. 5, 1992
3	Neil O'Donnell, Pittsburgh	Jan. 8, 1994
3	Peyton Manning, Indianapolis	Jan. 11, 2004
3	Tom Brady, Tampa Bay	Feb. 7, 2021

Interceptions Thrown

5	George Blanda, Houston	Dec. 23, 1962
4	Todd Marinovich, L.A. Raiders	Dec. 28, 1991
4	Brian Hoyer, Houston	Jan. 9, 2016
3	Joe Namath, N.Y. Jets	Dec. 20, 1969
3	Daryle Lamonica, Oakland	Jan. 4, 1970
3	Jim Kelly, Buffalo	Jan. 5, 1992
3	Peyton Manning, Indianapolis	Jan. 6, 2007
3	Andrew Luck, Indianapolis	Jan. 4, 2014

RUSHING

Rushing Attempts

33	Thurman Thomas, Buffalo	Jan. 23, 1994
31	Freeman McNeil, N.Y. Jets	Dec. 28, 1986

30	Le'Veon Bell, Pittsburgh	Jan. 15, 2017
29	Sony Michel, New England	Jan. 20, 2019
26	Edgerrin James, Indianapolis	Jan. 11, 2004

Rushing Yards (All 100+)

186	Thurman Thomas, Buffalo	Jan. 23, 1994
170	Le'Veon Bell, Pittsburgh	Jan. 15, 2017
156	Derrick Henry, Tennessee	Jan. 6, 2018
135	Freeman McNeil, N.Y. Jets	Dec. 28, 1986
125	Edgerrin James, Indianapolis	Jan. 11, 2004
122	Joseph Addai, Indianapolis	Jan. 6, 2007
119	Marion Butts, San Diego	Jan. 2, 1993
113	Sony Michel, New England	Jan. 20, 2019
107	Nick Bell, L.A. Raiders	Dec. 28, 1991
101	Terrell Davis, Denver	Jan. 4, 1998
100	Thurman Thomas, Buffalo	Jan. 5, 1992

Rushing Touchdowns

3	Thurman Thomas, Buffalo	Jan. 23, 1994
3	Jalen Hurts, Philadelphia	Feb. 12, 2023
2	Elijah Pitts, Green Bay	Jan. 15, 1967
2	Terrell Davis, Denver	Jan. 4, 1998
2	Edgerrin James, Indianapolis	Jan. 11, 2004
2	Rex Burkhead, New England	Jan. 20, 2019
2	Sony Michel, New England	Jan. 20, 2019
2	Josh Allen, Buffalo	Jan. 21, 2024

Long Run

54	Marion Butts, San Diego	Jan. 2, 1993
----	-------------------------	--------------

RECEIVING

Pass Receptions

13	T.Y. Hilton, Indianapolis	Jan. 4, 2014
10	Todd Heap, Baltimore	Jan. 9, 2011
10	Julian Edelman, New England	Jan. 16, 2016
9	Haywood Jeffires, Houston	Jan. 16, 1994
9	Dallas Clark, Indianapolis	Jan. 6, 2007
9	DeAndre Hopkins, Houston	Jan. 12, 2020

Receiving Yards (All 100+)

224	T.Y. Hilton, Indianapolis	Jan. 4, 2014
201	Gabe Davis, Buffalo	Jan. 23, 2022
180	Fred Biletnikoff, Oakland	Dec. 22, 1968
140	Paul Warfield, Miami	Dec. 25, 1971
138	Max McGee, Green Bay	Jan. 15, 1967
127	Bobby Burnett, Buffalo	Jan. 1, 1967
118	DeAndre Hopkins, Houston	Jan. 12, 2020
115	Zay Flowers, Baltimore	Jan. 28, 2024
111	John Henderson, Minnesota	Jan. 11, 1970
108	Todd Heap, Baltimore	Jan. 9, 2011
108	Antonio Brown, Pittsburgh	Jan. 15, 2017
103	Dallas Clark, Indianapolis	Jan. 6, 2007
103	Tee Higgins, Cincinnati	Jan. 30, 2022
100	Andre Reed, Buffalo	Jan. 5, 1992
100	Julian Edelman, New England	Jan. 16, 2016
100	DeVonta Smith, Philadelphia	Feb. 12, 2023

Touchdown Receptions

4	Gabriel Davis, Buffalo	Jan. 23, 2022
3	Fred Biletnikoff, Oakland	Dec. 22, 1968
2	Max McGee, Green Bay	Jan. 15, 1967
2	Warren Wells, Oakland	Dec. 22, 1968
2	Andre Reed, Buffalo	Jan. 5, 1992
2	T.Y. Hilton, Indianapolis	Jan. 4, 2014
2	Rob Gronkowski, New England	Jan. 16, 2016
2	Rob Gronkowski, Tampa Bay	Feb. 7, 2021

DEFENSE / SPECIAL TEAMS

Interceptions Made

2	Kirby Jackson, Buffalo	Jan. 5, 1992
---	------------------------	--------------

Long Interception Return

50	Willie Wood, Green Bay	Jan. 15, 1967
----	------------------------	---------------

Long Punt Return

36	Darrien Gordon, Denver	Jan. 4, 1998
27	Britain Covey, Philadelphia	Feb. 12, 2023
22	Danny Amendola, New England	Jan. 16, 2016

Long Kickoff Return

63	Jamal Agnew, Jacksonville	Jan. 21, 2023
38	Irving Spikes, Miami	Dec. 31, 1994
38	Cordarrelle Patterson, New England	Jan. 20, 2019

Long Punt

66	Jordan Stout, Baltimore	Jan. 29, 2024
64	Reggie Roby, Miami	Jan. 5, 1991
59	Greg Montgomery, Houston	Jan. 16, 1994

PLAYOFF OPPONENT RECORDS

Long Field Goal (All 50+)

58	Pete Stoyanovich, Miami	Jan. 5, 1991
55	Jake Moody, San Francisco	Feb. 11, 2024
53	Jake Moody, San Francisco	Feb. 11, 2024
52	Ryan Succop, Tampa Bay	Feb. 7, 2021
52	Evan McPherson, Cincinnati	Jan. 30, 2022
51	Tyler Bass, Buffalo	Jan. 24, 2021

50 Adam Vinatieri, Indianapolis Jan. 6, 2007

Sacks

3 Gerald Williams, Pittsburgh Jan. 8, 1994
3 Whitney Mercilus, Houston Jan. 9, 2016

* - Playoff Game ** - Super Bowl

SUPERLATIVES

CHIEFS SUPERLATIVES

RECEIVING

100-Yard Pass Receivers (294) (Years 1960-2006)

Date	Opponent	Player	Rec.	Yds.	Avg.	LGTD	Result
1. 10/2/60	N.Y. Titans	Johnny Robinson	3	120	40.0	72	0
2. 12/18/60	Buffalo	Johnny Robinson	4	130	32.5	74t	W, 24-7
3. 9/24/61	@ Oakland	Chris Burford	6	101	16.8	32	1
4. 11/3/61	@ Boston	Chris Burford	7	137	19.6	42t	L, 21-28
5. 11/12/61	Buffalo	Chris Burford	9	107	11.9	36	0
6. 12/3/61	@ N.Y. Titans	Abner Haynes	6	127	21.2	43	0
7. 12/3/61	@ N.Y. Titans	Chris Burford	3	105	35.0	54	0
8. 12/10/61	Denver	Johnny Robinson	6	112	18.7	45t	1
9. 10/12/62	@ Boston	Chris Burford	10	171	17.1	31t	1
10. 10/21/62	N.Y. Titans	Abner Haynes	4	121	30.3	78	1
11. 11/18/62	@ Denver	Fred Arbanas	3	117	39.0	47t	1
12. 9/7/63	@ Denver	Frank Jackson	5	149	29.8	81t	2
13. 9/22/63	@ Buffalo	Chris Burford	11	106	9.6	19t	2
14. 10/13/63	Buffalo	Chris Burford	10	100	10.0	33t	1
15. 10/20/63	San Diego	Abner Haynes	8	149	18.6	73t	1
16. 12/1/63	@ N.Y. Jets	Frank Jackson	6	110	18.3	48	0
17. 9/13/64	@ Buffalo	Fred Arbanas	6	113	18.8	42	1
18. 9/27/64	@ Oakland	Abner Haynes	5	117	23.4	56t	1
19. 10/4/64	Houston	Chris Burford	8	143	17.9	50t	2
20. 10/4/64	Houston	Fred Arbanas	4	131	32.8	59	0
21. 10/11/64	@ Denver	Chris Burford	5	108	21.6	36	2
22. 10/11/64	@ Denver	Fred Arbanas	5	103	20.6	33	1
23. 11/1/64	Denver	Abner Haynes	5	106	21.2	40	1
24. 11/1/64	Denver	Curtis McClinton	4	103	25.8	66t	2
25. 11/29/64	@ N.Y. Jets	Frank Jackson	10	175	17.5	34	0
26. 12/6/64	Boston	Frank Jackson	7	144	20.6	72	0
27. 12/13/64	@ San Diego	Frank Jackson	8	142	17.8	64t	4
28. 11/21/65	@ Boston	Chris Burford	9	120	13.3	34	1
29. 11/28/65	Houston	Frank Jackson	5	118	23.6	45	1
30. 12/19/65	Denver	Curtis McClinton	5	213	42.6	69	0
31. 12/19/65	Denver	Otis Taylor	6	110	18.3	41	1
32. 9/25/66	@ Boston	Chris Burford	10	155	15.5	31t	3
33. 10/2/66	Buffalo	Otis Taylor	4	125	31.3	71t	1
34. 10/8/66	Denver	Otis Taylor	5	103	20.6	55	0
35. 10/30/66	Houston	Otis Taylor	5	187	37.4	77t	1
36. 11/13/66	Miami	Otis Taylor	4	113	28.3	89t	1
37. 11/20/66	Boston	Otis Taylor	9	133	14.8	26	2
38. 11/27/66	@ N.Y. Jets	Otis Taylor	6	136	22.7	45	0
39. 11/27/66	@ N.Y. Jets	Chris Burford	8	109	13.6	32	1
40. 10/15/67	San Diego	Otis Taylor	9	134	14.9	45	0
41. 9/28/68	Miami	Otis Taylor	3	113	37.7	44	1
42. 11/3/68	Oakland	Gloster Richardson	2	121	60.5	92t	2
43. 11/17/68	Boston	Frank Pitts	5	126	25.2	90t	1
44. 11/28/68	Houston	Frank Pitts	7	124	17.7	43t	2
45. 12/14/68	@ Denver	Otis Taylor	3	119	39.7	67t	1
46. 9/14/69	@ San Diego	Otis Taylor	5	111	22.2	55t	2
47. 10/19/69	Miami	Otis Taylor	4	131	32.8	79	0
48. 10/26/69	Cincinnati	Mike Garrett	5	101	20.2	41	1
49. 11/23/69	Oakland	Otis Taylor	6	103	17.2	36	1
50. 9/20/70	@ Minnesota	Otis Taylor	5	100	20.0	59t	1
51. 11/1/70	Oakland	Otis Taylor	4	129	32.3	56	1
52. 10/18/71	Pittsburgh	Otis Taylor	6	190	31.7	82	2
53. 10/24/71	Washington	Otis Taylor	5	105	21.0	28t	2
54. 12/12/71	Oakland	Otis Taylor	8	113	14.1	29t	1
55. 10/15/72	Cincinnati	Otis Taylor	10	149	14.9	26	1
56. 9/23/73	@ New England	Otis Taylor	5	115	23.0	46	0
57. 11/10/74	San Diego	Larry Brunson	8	193	24.1	84t	1
58. 10/19/75	@ San Diego	Walter White	2	105	52.5	60t	1
59. 12/21/75	@ Oakland	Barry Pearson	6	103	17.2	27	1
60. 10/3/76	@ Buffalo	Larry Brunson	6	106	17.7	24	0
61. 11/7/76	Pittsburgh	Walter White	6	105	17.5	40	0
62. 10/21/79	N.Y. Giants	Tony Reed	8	103	12.9	26	0
63. 10/19/80	@ Denver	Henry Marshall	6	103	17.2	46t	1
64. 11/23/80	@ St. Louis	Henry Marshall	7	117	16.7	36	0
65. 12/21/80	@ Baltimore	Henry Marshall	9	176	19.6	75t	2
66. 12/21/80	@ Baltimore	J.T. Smith	7	129	18.4	37t	1
67. 9/20/81	San Diego	J.T. Smith	9	140	15.6	33	0
68. 10/11/81	Oakland	Henry Marshall	6	110	18.3	43	1
69. 10/11/81	Oakland	Joe Delaney	3	104	34.7	61	0
70. 11/21/82	@ New Orleans	J.T. Smith	6	101	16.8	51	0
71. 12/12/82	L.A. Raiders	Al Dixon	6	102	17.0	37	0
72. 12/19/82	@ Denver	Carlos Carson	3	110	36.7	51	1
73. 9/4/83	Seattle	Carlos Carson	7	104	14.9	48	1
74. 9/18/83	@ Washington	Carlos Carson	6	109	18.2	34	0
75. 10/16/83	N.Y. Giants	Henry Marshall	7	131	18.7	46t	2
76. 11/6/83	L.A. Raiders	Carlos Carson	5	103	20.6	39	0
77. 11/20/83	@ Dallas	Carlos Carson	7	135	19.3	48t	2
78. 11/20/83	@ Dallas	Henry Marshall	8	115	14.4	35	0
79. 11/27/83	@ Seattle	Carlos Carson	7	149	21.3	35	1
80. 12/11/83	@ San Diego	Carlos Carson	7	165	23.6	50t	1
81. 9/9/84	Cincinnati	Anthony Hancock	3	109	36.3	46t	1
82. 9/23/84	@ Denver	Henry Marshall	8	148	18.5	37	0
83. 10/14/84	San Diego	Carlos Carson	7	165	23.6	29	0
84. 10/28/84	Tampa Bay	Carlos Carson	7	131	18.7	56	0
85. 11/25/84	@ N.Y. Giants	Carlos Carson	5	153	30.6	56	1
86. 12/2/84	Denver	Carlos Carson	7	126	18.0	36	1
87. 12/9/84	Seattle	Henry Marshall	8	166	20.8	36	1
88. 9/8/85	@ New Orleans	Carlos Carson	8	173	21.6	37	2
89. 9/12/85	L.A. Raiders	Carlos Carson	5	118	23.6	26	1
90. 12/22/85	San Diego	Stephone Paige	8	309	38.6	84t	2
91. 11/30/86	Buffalo	Stephone Paige	9	119	13.2	26	1
92. 10/25/87	@ San Diego	Carlos Carson	9	197	21.9	63t	2
93. 11/1/87	@ Chicago	Stephone Paige	5	121	24.2	51	1
94. 11/1/87	@ Chicago	Carlos Carson	7	117	16.7	29t	1
95. 11/15/87	N.Y. Jets	Jonathan Hayes	5	105	21.0	33	0
96. 12/13/87	L.A. Raiders	Carlos Carson	4	142	35.5	67t	1
97. 12/27/87	Seattle	Carlos Carson	4	120	30.0	81t	1
98. 12/27/87	Seattle	Stephone Paige	8	110	13.8	46t	1
99. 9/1/88	@ Seattle	Paul Palmer	8	105	13.1	27	0
100. 9/25/88	San Diego	Paul Palmer	5	122	24.4	71t	2
101. 10/2/88	@ N.Y. Jets	Carlos Carson	5	162	32.4	80t	1
102. 10/16/88	L.A. Raiders	Paul Palmer	5	103	20.6	48t	1
103. 11/20/88	Seattle	Stephone Paige	5	106	21.2	49	0
104. 12/4/88	N.Y. Jets	Stephone Paige	4	113	28.3	41t	2
105. 10/29/89	@ Pittsburgh	Stephone Paige	7	163	23.3	50	0
106. 11/26/89	Houston	Stephone Paige	7	114	16.3	42	0
107. 12/3/89	Miami	Stephone Paige	7	133	19.0	38	1
108. 9/17/90	@ Denver	Stephone Paige	10	206	20.6	83t	2
109. 12/1/90	@ New England	Stephone Paige	7	151	21.6	37	1
110. 12/23/90	@ San Diego	Todd McNair	3	111	37.0	65	1
111. 11/24/91	@ Cleveland	Emile Harry	11	159	14.5	36	1
112. 12/22/91	@ L.A. Raiders	J.J. Birden	8	188	23.5	57	2
113. 10/4/92	@ Denver	Willie Davis	5	127	25.4	50t	1
114. 10/11/92	Philadelphia	Willie Davis	5	167	33.4	74t	1
115. 10/18/92	@ Dallas	Willie Davis	6	100	16.7	38	0
116. 11/15/92	Washington	Tim Barnett	6	148	24.7	44t	2
117. 9/20/93	Denver	Willie Davis	6	139	23.2	35	0
118. 11/14/93	@ L.A. Raiders	Willie Davis	5	115	23.0	66t	1
119. 9/4/94	@ New Orleans	Willie Davis	7	109	15.6	42	1
120. 12/4/94	Denver	Willie Davis	3	107	35.7	62t	1
121. 12/4/94	Denver	J.J. Birden	7	101	14.4	44	0
122. 12/12/94	@ Miami	J.J. Birden	10	131	13.1	22t	1
123. 12/18/94	Houston	Lake Dawson	5	101	20.2	50	1
124. 9/3/95	@ Seattle	Willie Davis	6	155	25.8	60t	2
125. 9/24/95	@ Cleveland	Keith Cash	8	111	13.9	38t	1
126. 9/8/97	@ Oakland	Andre Rison	8	162	20.3	43	1
127. 11/30/97	San Francisco	Andre Rison	5	117	23.4	45	2
128. 11/22/98	@ San Diego	Derrick Alexander	5	173	34.6	41	1
129. 11/29/98	Arizona	Derrick Alexander	6	116	19.3	30t	2
130. 9/12/99	@ Chicago	Derrick Alexander	6	154	25.7	86t	1
131. 9/19/99	Denver	Derrick Alexander	6	117	19.5	49	0
132. 10/31/99	San Diego	Derrick Alexander	2	113	56.5	81t	1
133. 11/1/99	Seattle	Derrick Alexander	8	101	12.6	25	0
134. 9/21/00	San Diego	Sylvester Morris	6	112	18.7	36t	3
135. 9/24/00	@ Denver	Tony Gonzalez	10	127	12.7	17	1
136. 10/2/00	Seattle	Derrick Alexander	5	153	30.6	73	1
137. 10/15/00	Oakland	Tony Gonzalez	7	100	14.3	22	1
138. 10/22/00	St. Louis	Derrick Alexander	5	117	23.4	31	1
139. 10/22/00	St. Louis	Tony Gonzalez	5	117	23.4	39	1
140. 10/29/00	@ Seattle	Tony Gonzalez	8	101	12.6	22	0
141. 10/29/00	@ Seattle	Derrick Alexander	4	137	34.3	59t	2
142. 11/5/00	@ Oakland	Derrick Alexander	9	139	15.4	48t	2
143. 11/5/00	@ Oakland	Tony Gonzalez	9	134	14.9	29	0
144. 11/5/00	@ Oakland	Sylvester Morris	6	102	17.0	47	0
145. 11/19/00	Buffalo	Derrick Alexander	7	146	20.9	35	0
146. 12/4/00	@ New England	Tony Gonzalez	11	147	13.4	29	1
147. 12/4/00	@ New England						

SUPERLATIVES

187.	10/29/06	Seattle	Eddie Kennison	6	132	22.0	51	0	W, 35-28
188.	10/29/06	Seattle	Tony Gonzalez	6	116	19.3	37	0	
189.	12/3/06	@ Cleveland	Eddie Kennison	7	117	16.7	39	1	L, 28-31 OT
190.	12/3/06	@ Cleveland	Tony Gonzalez	9	105	11.7	23	2	
191.	12/31/06	Jacksonville	Eddie Kennison	6	144	24.0	40	1	W, 35-30

100-Yard Pass Receivers (Years 2007-Present)

	Date	Opponent	Player	Rec.	Yds.	Avg.	LG	TD	Result
192.	9/30/07	@ San Diego	Dwayne Bowe	8	164	20.5	51t	1	W, 30-16
193.	10/7/07	Jacksonville	Tony Gonzalez	8	100	12.5	22	0	L, 7-17
194.	10/14/07	Cincinnati	Tony Gonzalez	9	102	11.3	26t	2	W, 27-20
195.	11/4/07	Green Bay	Tony Gonzalez	10	109	10.9	25	1	L, 22-33
196.	11/11/07	Denver	Dwayne Bowe	9	105	11.7	23	0	L, 11-27
197.	12/2/07	San Diego	Tony Gonzalez	10	140	14.0	31	0	L, 10-24
198.	12/23/07	@ Detroit	Tony Gonzalez	10	137	13.7	29	0	L, 20-25
199.	10/26/08	@ N.Y. Jets	Dwayne Bowe	6	102	17.0	36	0	L, 24-28
200.	11/9/08	@ San Diego	Tony Gonzalez	10	113	11.3	34t	2	L, 19-20
201.	11/23/08	Buffalo	Tony Gonzalez	10	113	11.3	35	1	L, 31-54
202.	11/30/08	@ Oakland	Tony Gonzalez	8	110	13.8	23	0	W, 20-13
203.	12/21/08	Miami	Jamaal Charles	3	102	34.0	75	0	L, 31-38
204.	12/28/08	@ Cincinnati	Dwayne Bowe	10	103	10.3	32	0	L, 6-16
205.	10/18/09	@ Washington	Dwayne Bowe	6	109	18.2	32	0	W, 14-6
206.	11/22/09	Pittsburgh	Chris Chambers	4	119	29.8	61	0	W, 27-24 OT
207.	12/20/09	Cleveland	Chris Chambers	5	114	22.8	39	1	L, 34-41
208.	10/17/10	@ Houston	Dwayne Bowe	6	108	18.0	42t	2	L, 31-35
209.	11/14/10	@ Denver	Dwayne Bowe	13	186	14.3	24	2	L, 29-49
210.	11/21/10	Arizona	Dwayne Bowe	6	109	18.2	38t	2	W, 31-13
211.	11/28/10	@ Seattle	Dwayne Bowe	13	170	13.1	36t	3	W, 42-24
212.	12/26/10	Tennessee	Dwayne Bowe	6	153	25.5	75t	1	W, 34-14
213.	9/18/11	@ Detroit	Dwayne Bowe	5	101	20.2	45	0	L, 3-48
214.	10/2/11	Minnesota	Dwayne Bowe	5	107	21.4	52t	1	W, 22-17
215.	10/9/11	@ Indianapolis	Dwayne Bowe	7	128	18.3	41t	2	W, 28-24
216.	11/6/11	Miami	Steve Breaston	7	115	16.4	37	0	L, 3-31
217.	9/16/12	@ Buffalo	Dwayne Bowe	8	102	12.8	33t	2	L, 17-35
218.	9/30/12	San Diego	Dwayne Bowe	7	108	15.4	29t	1	L, 20-37
219.	9/19/13	@ Philadelphia	Donnie Avery	7	141	20.1	51	0	W, 26-16
220.	12/15/13	@ Oakland	Jamaal Charles	8	195	24.4	71t	4	W, 56-31
221.	12/7/14	@ Arizona	Travis Kelce	7	110	15.7	29	0	L, 14-17
222.	9/13/15	@ Houston	Travis Kelce	6	106	17.7	42t	2	W, 31-24
223.	9/28/15	@ Green Bay	Jeremy Maclin	8	141	17.6	61	1	L, 28-38
224.	10/4/15	@ Cincinnati	Jeremy Maclin	11	148	13.5	44	0	L, 36-21
225.	11/29/15	Buffalo	Jeremy Maclin	9	160	17.8	41t	1	W, 30-22
226.	9/11/16	San Diego	Spencer Ware	7	129	18.4	45	0	W, 33-27 OT
227.	10/30/16	@ Indianapolis	Travis Kelce	7	101	14.4	21	1	W, 30-14
228.	11/20/16	Tampa Bay	Travis Kelce	7	108	15.4	44	0	L, 17-19
229.	11/27/16	@ Denver	Travis Kelce	8	101	12.6	21	0	W, 30-27 OT
230.	12/4/16	@ Atlanta	Travis Kelce	8	140	17.5	35	0	W, 29-28
231.	12/8/16	Oakland	Travis Kelce	5	101	20.2	34	0	W, 21-13
232.	12/25/16	Denver	Travis Kelce	11	160	14.5	80t	1	W, 33-10
233.	9/7/17	@ New England	Tyreek Hill	7	133	19.0	75t	1	W, 42-27
234.	9/17/17	Philadelphia	Travis Kelce	8	103	12.9	44	1	W, 27-20
235.	10/2/17	Washington	Travis Kelce	7	111	15.9	32	1	W, 29-20
236.	10/19/17	@ Oakland	Tyreek Hill	6	125	20.8	64t	1	L, 30-31
237.	10/30/17	Denver	Travis Kelce	7	133	19.0	33	1	W, 29-19
238.	11/19/17	@ N.Y. Giants	Travis Kelce	8	109	13.6	32	0	L, 9-12 OT
239.	12/3/17	@ New York Jets	Tyreek Hill	6	185	30.8	79t	2	L, 31-38
240.	12/24/17	Miami	Tyreek Hill	6	109	18.2	52	0	W, 29-13
241.	12/31/17	@ Denver	Albert Wilson	10	147	14.7	24	0	W, 27-24
242.	9/9/18	@ L.A. Chargers	Tyreek Hill	7	169	24.1	58t	2	W, 38-28
243.	9/16/18	@ Pittsburgh	Travis Kelce	7	109	15.6	31	2	W, 42-37
244.	9/16/18	@ Pittsburgh	Sammy Watkins	6	100	16.7	40	0	

245.	9/23/18	San Francisco	Travis Kelce	8	114	14.3	25	0	W, 38-27
246.	10/7/18	Jacksonville	Travis Kelce	5	100	20.0	40	0	W, 30-14
247.	10/14/18	@ New England	Tyreek Hill	7	142	20.3	75t	3	L, 40-43
248.	10/14/18	@ New England	Kareem Hunt	5	105	21.0	67t	1	
249.	10/28/18	Denver	Sammy Watkins	8	107	13.4	24	2	W, 30-23
250.	11/11/18	Arizona	Tyreek Hill	7	117	16.7	38	2	W, 26-14
251.	11/19/18	@ L.A. Rams	Tyreek Hill	10	215	21.5	73t	2	L, 51-54
252.	11/19/18	@ L.A. Rams	Travis Kelce	10	127	12.7	37	1	
253.	12/2/18	@ Oakland	Travis Kelce	12	168	14.0	28	2	W, 40-33
254.	12/9/18	Baltimore	Tyreek Hill	8	139	17.4	48	0	W, 27-24 OT
255.	12/30/18	Oakland	Tyreek Hill	5	101	20.2	67t	1	W, 35-3
256.	9/8/19	@ Jacksonville	Sammy Watkins	9	198	22	68t	3	W, 40-26
257.	9/15/19	@ Oakland	Demarcus Robinson	6	172	28.7	44t	2	W, 28-10
258.	9/15/19	@ Oakland	Travis Kelce	7	107	15.3	34	1	
259.	10/6/19	Indianapolis	Byron Pringle	6	103	17.2	28	1	L, 13-19
260.	11/3/19	Minnesota	Tyreek Hill	6	140	23.3	41	1	W, 26-23
261.	11/10/19	@ Tennessee	Tyreek Hill	11	157	14.3	39	1	L, 32-35
263.	12/15/19	Denver	Travis Kelce	11	142	12.9	21	0	W, 23-3
263.	10/11/20	Las Vegas	Travis Kelce	8	108	13.5	32	1	L, 32-40
264.	11/1/20	N.Y. Jets	Travis Kelce	8	109	13.6	25	1	W, 35-9
265.	11/8/20	Carolina	Travis Kelce	10	159	15.9	44	0	W, 33-31
266.	11/8/20	Carolina	Tyreek Hill	9	113	12.6	28t	2	
267.	11/22/20	@ Las Vegas	Travis Kelce	8	127	15.9	22t	1	W, 35-31
268.	11/22/20	@ Las Vegas	Tyreek Hill	11	102	9.3	15	1	W, 27-24
269.	11/29/20	@ Tampa Bay	Tyreek Hill	13	269	20.7	75t	3	W, 22-16
270.	12/6/20	Denver	Travis Kelce	8	136	17.0	28	1	W, 33-27
271.	12/13/20	@ Miami	Travis Kelce	8	136	17.0	32	1	W, 33-29
272.	9/12/21	Cleveland	Tyreek Hill	11	197	17.9	75t	1	L, 33-29
273.	9/19/21	@ Baltimore	Travis Kelce	7	109	15.6	46t	1	W, 35-36
274.	9/26/21	L.A. Chargers	Travis Kelce	7	104	14.9	28	0	L, 24-30
275.	10/3/21	@ Philadelphia	Tyreek Hill	11	186	16.9	44t	3	W, 42-30
276.	11/14/21	@ Las Vegas	Travis Kelce	8	119	14.9	30	0	W, 41-14
277.	11/14/21	@ Las Vegas	Darrel Williams	9	101	11.2	38t	1	
278.	12/16/21	@ L.A. Chargers	Tyreek Hill	12	148	12.3	40	1	W, 34-28 OT
279.	12/16/21	@ L.A. Chargers	Travis Kelce	10	191	19.1	69	2	
280.	1/8/22	@ Denver	Mecole Hardman	8	103	12.9	44	0	W, 28-24
281.	9/11/22	@ Arizona	Travis Kelce	8	121	15.1	35	1	W, 44-21
282.	10/16/22	Buffalo	Juju Smith-Schuster	5	113	22.6	42t	1	L, 20-24
283.	10/16/22	Buffalo	Travis Kelce	8	108	13.5	25	0	
284.	10/23/22	@ San Francisco	Juju Smith-Schuster	7	124	17.7	45t	1	W, 44-23
285.	10/23/22	@ San Francisco	Marquez Valdes-Scantling	3	111	37.0	57	0	
286.	11/6/22	Tennessee	Travis Kelce	10	106	10.6	23	0	W, 20-17 OT
287.	11/20/22	@ L.A. Chargers	Travis Kelce	6	115	19.2	34	3	W, 30-27
288.	12/11/22	@ Denver	Jerick McKinnon	7	112	16.0	56t	2	W, 34-28
289.	12/18/22	@ Houston	Travis Kelce	10	105	10.5	18	0	W, 30-24 OT
290.	12/24/22	Seattle	Travis Kelce	6	113	18.8	52	0	W, 24-10
291.	10/12/23	Denver	Travis Kelce	9	124	13.8	40	0	W, 19-8
292.	10/22/23	L.A. Chargers	Travis Kelce	12	179	14.9	53	1	W, 31-17
293.	11/26/23	@ Las Vegas	Rashee Rice	8	107	13.4	39	1	W, 31-17
294.	12/31/23	Cincinnati	Rashee Rice	5	127	25.4	67	0	W, 25-17

Note: The Chiefs have registered 263 regular season games in franchise history with at least one 100-yard receiver. In those games with at least one 100-yard receiver, the Chiefs are 154-104-5 (.595). Kansas City has 31 regular season games with two or more 100-yard receivers in franchise history. They are 18-13-0 (.581) in those games.



SUPERLATIVES

Career 100-Yard Receiving Games

	Player	100-Yard Games
1.	Travis Kelce (2013-23)	37
2.	Tony Gonzalez (1997-08)	26
3.	Otis Taylor (1965-75)	20
4.	Carlos Carson (1980-89)	18
	Tyreek Hill (2016-21)	18
6.	Eddie Kennison (2001-07)	17
7.	Dwayne Bowe (2007-14)	15
8.	Chris Burford (1960-67)	12
	Derrick Alexander (1998-01)	12
10.	Stephone Paige (1983-91)	11
11.	Henry Marshall (1976-87)	8
	Willie Davis (1991-95)	8
13.	Frank Jackson (1961-65)	6
14.	Abner Haynes (1960-64)	5
	Priest Holmes (2001-07)	5
16.	Fred Arbanas (1962-70)	4
17.	Johnny Robinson (1960-71)	3
	J.T. Smith (1978-84)	3
	Paul Palmer (1987-88)	3
	J.J. Birden (1990-94)	3
	Dante Hall (2000-06)	3
	Johnnie Morton (2002-04)	3
	Jeremy Maclin (2015-16)	3
	Sammy Watkins (2018-20)	3
25.	Curtis McClinton (1962-69)	2
	Frank Pitts (1965-70)	2
	Larry Brunson (1974-77)	2
	Walter White (1975-79)	2
	Andre Rison (1997-99)	2
	Sylvester Morris (2000-03)	2
	Larry Johnson (2003-09)	2
	Chris Chambers (2009-10)	2
	Jammal Charles (2008-16)	2
	Juju Smith-Schuster (2022)	2
36.	Rashee Rice (2023)	2
	Gloster Richardson (1967-70)	1
	Mike Garrett (1966-70)	1
	Barry Pearson (1974-76)	1
	Tony Reed (1977-80)	1
	Joe Delaney (1981-82)	1
	Al Dixon (1979-82)	1
	Anthony Hancock (1982-86)	1
	Jonathan Hayes (1985-93)	1
	Todd McNair (1989-93, '96)	1
	Emile Harry (1986-92)	1
	Tim Barnett (1991-93)	1
	Lake Dawson (1994-97)	1
	Keith Cash (1992-96)	1
	Marc Boerigter (2002-05)	1
	Derrick Blaylock (2001-04)	1
	Donnie Avery (2013-14)	1
	Steve Breaston (2011-12)	1
	Spencer Ware (2015-19)	1
	Albert Wilson (2014-17)	1
	Kareem Hunt (2017-18)	1
	Demarcus Robinson (2016-21)	1
	Byron Pringle (2019-21)	1
	Darrel Williams (2018-21)	1
	Mecole Hardman (2019-23)	1
	Marquez Valdes-Scantling (2022-23)	1
	Jerick McKinnon (2021-23)	1

100-Yard Rushing / Receiving Games (5)

Date	Opponent	Player	Att.	Yds.	TDR	Rec.	Yds	TD	Result
1. 9/27/64	@ Oakland	Abner Haynes	12	106	0	5	117	1	W, 21-9
2. 10/21/79	N.Y. Giants	Tony Reed	20	106	0	8	103	0	L, 17-21
3. 10/11/81	Oakland	Joe Delaney	28	106	0	3	104	0	W, 27-0
4. 12/9/01	@ Oakland	Priest Holmes	28	168	1	5	109	1	L, 26-28
5. 11/24/02	@ Seattle	Priest Holmes	23	197	2	7	110	1	L, 32-39

RUSHING

100-Yard Rushers (212)

	Date	Opponent	Player	Att.	Yds.	Avg.	LG	TD	Result
1.	11/13/60	Denver	Abner Haynes	15	114	7.6	58	1	W,34-7
2.	11/24/60	@ N.Y. Titans	Abner Haynes	11	157	14.3	67t	2	L,35-41
3.	9/10/61	San Diego	Jack Spikes	7	109	15.6	74t	1	L,10-26
4.	10/1/61	Houston	Abner Haynes	19	117	6.2	35	1	W,26-21
5.	10/1/61	Houston	Jack Spikes	15	146	9.7	73t	3	
6.	10/8/61	@ Denver	Abner Haynes	26	139	5.3	53	0	W,19-12
7.	11/26/61	Oakland	Abner Haynes	14	158	11.3	33	5	W,43-11
8.	12/10/61	Denver	Frank Jackson	16	106	6.6	49t	4	W,49-21
9.	12/17/61	N.Y. Titans	Abner Haynes	19	107	5.6	34	2	W,35-24
10.	9/8/62	Boston	Abner Haynes	19	122	6.4	30t	4	W,42-38
11.	9/30/62	Buffalo	Abner Haynes	16	164	10.3	71t	2	W,41-21
12.	11/11/62	@ N.Y. Titans	Abner Haynes	24	107	4.5	21	2	W,52-31
13.	11/11/62	@ N.Y. Titans	Curtis McClinton	19	102	5.4	11	1	
14.	11/25/62	Oakland	Abner Haynes	18	112	6.2	33t	2	W,35-7
15.	11/25/62	Oakland	Curtis McClinton	12	109	9.1	46	0	
16.	12/9/62	Denver	Curtis McClinton	15	105	7.0	69t	1	W,17-10
17.	11/3/63	@ Oakland	Curtis McClinton	15	101	6.7	36	0	L,7-10
18.	9/27/64	@ Oakland	Abner Haynes	12	106	8.8	41	0	W,21-9
19.	11/22/64	@ Houston	Abner Haynes	25	156	6.2	42	0	W,28-19
20.	11/29/64	@ N.Y. Jets	Abner Haynes	11	120	10.9	80t	2	L,14-27
21.	10/24/65	@ Houston	Mack Lee Hill	17	130	7.6	30	1	L,36-38
22.	11/28/65	Houston	Curtis McClinton	20	123	6.2	28	0	W,52-21
23.	9/11/66	@ Buffalo	Bert Coan	11	101	9.2	32	1	W,42-20
24.	10/23/66	@ Denver	Bert Coan	13	111	8.5	35t	3	W,56-10
25.	10/30/66	Houston	Mike Garrett	9	102	11.3	77t	1	W,48-23
26.	12/18/66	@ San Diego	Mike Garrett	25	161	6.4	26	1	W,27-17
27.	9/24/67	@ Miami	Mike Garrett	20	131	6.5	28	0	W,24-0
28.	10/29/67	Denver	Mike Garrett	20	101	5.1	20t	2	W,52-9
29.	11/5/67	N.Y. Jets	Mike Garrett	23	192	8.3	28	1	W,42-18
30.	12/17/67	@ Denver	Mike Garrett	20	169	8.5	58	0	W,38-24
31.	9/28/68	@ Miami	Robert Holmes	13	123	9.5	76t	1	W,48-3
32.	10/20/68	Oakland	Mike Garrett	24	109	4.5	16	0	W,24-10
33.	11/10/68	@ Cincinnati	Robert Holmes	21	158	7.5	27t	1	W,16-9
34.	10/26/69	Cincinnati	Warren McVea	17	141	8.3	80t	1	W,42-22
35.	11/16/69	@ N.Y. Jets	Warren McVea	15	102	6.8	22	1	W,34-16
36.	11/1/70	Oakland	Ed Podolak	19	108	5.7	39	0	T,17-17
37.	11/22/70	St. Louis	Ed Podolak	23	112	4.9	32	0	T,6-6
38.	12/6/70	Denver	Ed Podolak	12	139	11.6	65t	1	W,16-0
39.	10/24/71	Washington	Ed Podolak	24	110	4.6	21	0	W,27-20
40.	11/5/72	Oakland	Ed Podolak	27	115	4.3	30	0	W,27-14
41.	12/10/72	Baltimore	Wendell Hayes	19	104	5.5	16	0	W,24-10
42.	11/12/73	Chicago	Ed Podolak	28	134	4.8	13	0	W,19-7
43.	12/2/73	Cleveland	Willie Ellison	20	108	5.4	19	0	T,20-20
44.	10/27/74	@ San Diego	Woody Green	23	146	6.3	43	1	W,24-14
45.	11/18/74	@ Denver	Woody Green	18	114	6.3	24	1	W,42-34
46.	12/8/74	Oakland	Jeff Kinney	21	124	5.9	21	0	L,6-7
47.	10/12/75	Oakland	Woody Green	24	101	4.2	18	1	W,42-10
48.	11/23/75	Detroit	Woody Green	19	135	7.1	42	0	W,24-21 OT
49.	11/23/75	Detroit	MacArthur Lane	16	108	6.8	39	2	
50.	11/28/76	@ San Diego	Ed Podolak	25	127	5.1	12	2	W,23-20
51.	12/12/76	Cleveland	Ed Podolak	29	137	4.7	22t	3	W,39-14
52.	10/3/77	Oakland	Tony Reed	12	119	9.9	59	0	L,28-37
53.	11/13/77	@ Chicago	Ed Podolak	29	102	3.5	14t	2	L,27-28
54.	9/3/78	@ Cincinnati	Mark Bailey	26	106	4.1	12	0	W,24-23
55.	9/10/78	Houston	Tony Reed	16	141	8.8	28	1	L,17-20
56.	9/17/78	@ N.Y. Giants	Tony Reed	14	114	8.1	48	0	L,10-26
57.	10/1/78	@ Buffalo	MacArthur Lane	17	144	8.5	30	0	L,13-28
58.	11/12/78	@ San Diego	Arnold Morgado	29	115	4.0	12	2	L,23-29 OT
59.	11/26/78	San Diego	Ted McKnight	11	104	9.5	22	0	W,23-0
60.	12/17/78	@ Seattle	Tony Reed	11	121	11.0	62t	1	L,19-23
61.	9/30/79	@ Seattle	Ted McKnight	12	147	12.3	84t	2	W,24-6
62.	10/21/79	N.Y. Giants	Tony Reed	20	106	5.3	14	0	L,17-21
63.	11/18/79	@ Oakland	Mike Williams	28	109	3.9	21	0	W,24-21
64.	10/4/81	@ New England	Joe Delaney	18	101	5.6	18t	1	L,17-33
65.	10/11/81	Oakland	Joe Delaney	28	106	3.8	12	0	W,27-0
66.	10/18/81	Denver	Joe Delaney	21	149	7.1	82t	1	W,24-14
67.	11/1/81	@ San Diego	Joe Delaney	23	117	5.1	19	0	L,20-22
68.	11/15/81	Houston	Joe Delaney	23	193	6.7	26	1	W,23-10
69.	11/22/81	Seattle	James Hadnot	10	106	10.6	24	0	W,40-13
70.	12/20/81	@ Minnesota	Billy Jackson	25	102	4.1	18	0	W,10-6
71.	12/8/85	Atlanta	Mike Pruitt	16	102	6.4	54	0	W,38-10
72.	9/13/87	San Diego	Christian Okoye	21	105	5.0	43t	1	W,20-13
73.	12/27/87	Seattle	Herman Heard	12	107	8.9	37t	1	W,41-20
74.	11/13/88	Cincinnati	Christian Okoye	16	102	6.4	48	1	W,31-28
75.	9/24/89	@ San Diego	Christian Okoye	16	112	7.0	59	0	L,6-21
76.	10/1/89	Cincinnati	Christian Okoye	25	101	4.0	16	1	L,17-21
77.	10/8/89	@ Seattle	Christian Okoye	30	156	5.2	14	1	W,20-16
78.	10/22/89	Dallas	Christian Okoye	33	170	5.2	23	2	W,36-28
79.	10/29/89	@ Pittsburgh	Christian Okoye	23	101	4.4	19	0	L,17-23
80.	11/5/89	Seattle	Christian Okoye	37	126	3.4	16	1	W,20-10
81.	12/3/89	Miami	Christian Okoye	32	148	4.6	13	1	W,26-21
82.	12/10/89	@ Green Bay	Christian Okoye	38	131	3.5	12	1	W,21-3
83.	9/23/90	@ Green Bay	Christian Okoye	23	122	5.3	32	1	W,17-3
84.	10/14/90	Detroit	Barry Word	18	200	11.1	53t	2	W,43-24
85.	12/2/90	@ New England	Barry Word	19	112	5.9	18	0	W,37-7
86.	12/23/90	@ San Diego	Barry Word	28	106	3.8	14	1	W,24-21
87.	9/1/91	Atlanta	Christian Okoye	22	143	6.5	48	1	W,14-3
88.	10/7/91	Buffalo	Christian Okoye	29	122	4.2	14	2	W,33-6
89.	10/7/91	Buffalo	Harvey Williams	20	103	5.2	21	0	
90.	10/13/91	Miami	Christian Okoye	23	153	6.7	38t	2	W,42-7
91.	12/14/91	@ San Francisco	Barry Word	17	115	6.8	37	1	L,14-28



SUPERLATIVES

	Player	Games	Record				
1.	Patrick Mahomes (2017-23)	45	38-7 (.844)	10.	Matt Cassel (2009-12)	4	1-3 (.250)
2.	Trent Green (2001-06)	24	11-13 (.450)		Cotton Davidson (1960-61)	3	1-2 (.333)
3.	Bill Kenney (1979-88)	15	6-9 (.400)		Steve Bono (1994-96)	3	1-2 (.333)
4.	Len Dawson (1962-75)	9	4-4-1 (.500)	12.	Mike Livingston (1968-79)	2	2-0 (1.000)
5.	Alex Smith (2013-17)	8	4-4 (.500)		Dave Krieg (1992-93)	2	1-1 (.500)
6.	Elvis Grbac (1997-00)	7	3-4 (.429)		Rich Gannon (1995-98)	2	0-2 (.000)
7.	Steve DeBerg (1988-91)	5	1-3-1 (.300)	16.	Damon Huard (2004-08)	2	1-1 (.500)
8.	Joe Montana (1993-94)	4	3-1 (.750)		Tony Adams (1975-78)	1	0-1 (.000)
					Tyler Thigpen (2007-09)	1	0-1 (.000)
					Kyle Orton (2011)	1	0-1 (.000)

OPPONENT SUPERLATIVES

RECEIVING

100-Yard Pass Receivers (298) (Years 1960-2006)

Date	Opponent	Player	Rec.	Yds.	Avg.	LGTD	Result
1. 9/10/60	@ L.A. Chargers	Ralph Anderson	5	103	20.646t	1	L, 20-21
2. 10/2/60	N.Y. Titans	Art Powell	7	134	19.149	1	L, 35-37
3. 10/16/60	@ Houston	Bill Groman	10	140	14.021	1	L, 10-20
4. 11/6/60	@ Buffalo	Elbert Dubenion	8	161	20.143	1	W, 45-28
5. 11/24/60	@ N.Y. Titans	Don Maynard	10	179	17.945t	1	L, 35-41
6. 11/24/60	@ N.Y. Titans	Art Powell	8	110	13.838	1	
7. 10/1/61	Houston	Charley Hennigan	3	101	33.763t	1	W, 26-21
8. 10/8/61	@ Denver	Lionel Taylor	7	120	17.134	1	W, 19-12
9. 10/15/61	@ Buffalo	Glenn Bass	4	159	39.767t	1	L, 24-27
10. 10/22/61	@ Houston	Bill Groman	4	123	30.880t	2	L, 7-38
11. 10/22/61	@ Houston	Charley Hennigan	4	108	27.066t	1	
12. 11/19/61	@ San Diego	Dave Kocourek	7	169	24.161t	1	L, 14-24
13. 11/19/61	@ San Diego	Don Norton	6	120	20.042	0	
14. 12/3/61	@ N.Y. Titans	Dick Christy	6	145	24.268	0	L, 7-28
15. 10/21/62	N.Y. Titans	Don Maynard	4	102	25.562	0	
16. 11/11/62	@ N.Y. Titans	Art Powell	6	102	17.025	1	W, 52-31
17. 12/2/62	@ Buffalo	Ernie Warlick	9	117	13.020	1	L, 14-23
18. 12/9/62	Denver	Lionel Taylor	7	110	15.741	0	W, 17-10
19. 9/22/63	@ Buffalo	Elbert Dubenion	5	100	20.028	0	T, 27-27
20. 10/20/63	San Diego	Lance Alworth	9	232	25.872t	2	L, 17-38
21. 11/17/63	@ Boston	Tony Romeo	10	149	14.939	1	T, 24-24
22. 11/17/63	@ Boston	Jim Coclogue	9	137	15.238	0	
23. 10/18/64	Buffalo	Elbert Dubenion	5	122	24.455t	2	L, 22-35
24. 11/1/64	Denver	Hewritt Dixon	5	121	24.262t	1	W, 49-39
25. 11/1/64	Denver	Al Denson	3	113	37.782t	1	
26. 11/15/64	San Diego	Lance Alworth	5	168	33.659	1	L, 14-28
27. 11/22/64	Houston	Charley Hennigan	8	111	13.930	2	W, 28-19
28. 11/14/65	San Diego	Lance Alworth	6	181	30.252	1	W, 31-7
29. 12/12/65	@ Buffalo	Bo Robertson	6	127	21.266t	2	L, 25-34
30. 9/18/66	@ Oakland	Art Powell	9	133	14.832	0	W, 32-10
31. 10/16/66	Oakland	Hewritt Dixon	5	129	25.876t	2	L, 13-34
32. 11/6/66	San Diego	Lance Alworth	6	101	16.846t	2	W, 24-14
33. 11/20/66	Boston	Art Graham	11	134	12.238t	2	T, 27-27
34. 11/27/66	@ N.Y. Jets	George Sauer	6	121	20.243	1	W, 32-24
35. 12/18/66	@ San Diego	Lance Alworth	8	156	19.538	1	W, 27-17
36. 10/8/67	Miami	Jack Clancy	6	102	17.028	0	W, 41-0
37. 10/15/67	San Diego	Gary Garrison	4	108	27.050	0	L, 31-45
38. 10/29/67	Denver	Al Denson	4	107	26.848t	1	W, 52-9
39. 11/5/67	N.Y. Jets	Bill Mathis	9	135	15.030	1	W, 42-18
40. 11/23/67	Oakland	Fred Biletnikoff	6	158	26.356	1	L, 22-44
41. 12/17/67	@ Denver	Eric Crabtree	6	129	21.576	1	W, 38-24
42. 9/9/68	@ Houston	Alvin Reed	4	107	26.846	0	W, 26-21
43. 9/15/68	N.Y. Jets	Don Maynard	8	203	25.457t	2	L, 19-20
44. 9/22/68	Denver	Eric Crabtree	7	113	16.146	0	W, 34-2
45. 10/5/68	@ Buffalo	Haven Moses	5	108	21.641	1	W, 18-7
46. 10/27/68	San Diego	Lance Alworth	6	169	28.251	0	W, 27-20
47. 11/3/68	@ Oakland	Fred Biletnikoff	8	144	18.082	0	L, 21-38
48. 11/3/68	@ Oakland	Warren Wells	6	125	20.829	1	
49. 11/28/68	Houston	Jim Beirne	4	103	25.866t	1	W, 24-10
50. 12/14/68	@ Denver	Mike Haffner	4	122	30.552	0	W, 30-7
51. 9/28/69	@ Bengals	Bob Trumpy	4	100	25.080t	1	L, 19-24
52. 11/16/69	@ N.Y. Jets	Don Maynard	9	137	15.229	1	W, 34-16
53. 9/28/70	@ Baltimore	Eddie Hinton	11	190	17.340	0	W, 44-24
54. 10/25/70	Dallas	Bob Hayes	2	100	50.089t	1	L, 16-27
55. 11/8/70	Houston	Roy Hopkins	6	101	16.843	0	W, 24-9
56. 12/20/70	@ San Diego	Gary Garrison	5	149	29.867	0	L, 13-31
57. 10/24/71	Washington	Charley Taylor	7	125	17.949	2	W, 27-20
58. 10/31/71	Oakland	Fred Biletnikoff	7	128	18.329	1	T, 20-20
59. 11/14/71	Cleveland	Frank Pitts	5	129	25.830	0	W, 13-7
60. 11/21/71	Denver	Jerry Simmons	6	153	25.547	0	W, 28-10
61. 11/5/72	Oakland	Fred Biletnikoff	10	114	11.421	0	W, 27-14
62. 10/21/73	@ Cincinnati	Isaac Curtis	8	106	13.321	0	L, 6-14
63. 11/25/73	@ Denver	Haven Moses	5	108	21.640t	2	L, 10-14
64. 11/18/74	@ Denver	Riley Odoms	7	125	17.929	0	W, 42-34
65. 12/14/74	Minnesota	Sam McCullum	6	118	19.734	2	L, 35-15
66. 9/21/75	@ Denver	Rick Upchurch	3	151	51.090t	1	L, 33-37
67. 11/2/75	Houston	Ken Burroughs	7	177	25.377t	2	L, 13-17
68. 12/14/75	@ Cleveland	Reggie Rucker	6	130	21.740t	1	L, 14-20
69. 10/10/76	@ Washington	Frank Grant	8	138	17.337	1	W, 33-30
70. 10/17/76	@ Miami	Nat Moore	5	106	21.239	0	W, 20-17 OT
71. 10/17/76	@ Miami	Howard Twilley	8	104	13.020	1	
72. 10/3/77	Oakland	Dave Casper	7	101	14.426	0	L, 28-37
73. 10/1/78	@ Buffalo	Bob Chandler	7	116	16.644	2	L, 13-28
74. 11/5/78	Oakland	Dave Casper	7	112	16.034	0	L, 10-20
75. 11/12/78	@ San Diego	John Jefferson	7	130	18.646t	2	L, 23-29 OT
76. 12/3/78	Buffalo	Frank Lewis	7	126	18.040t	1	W, 14-10
77. 12/10/78	@ Denver	Riley Odoms	7	165	23.634t	2	L, 3-24
78. 9/2/79	Baltimore	Joe Washington	13	130	10.031	0	W, 14-10
79. 10/14/79	Denver	Haven Moses	4	107	26.856	1	L, 10-24
80. 10/21/79	N.Y. Giants	Earnest Gray	4	107	26.853t	1	L, 17-21
81. 10/28/79	@ Denver	Riley Odoms	7	114	16.326	0	L, 3-20
82. 11/25/79	@ San Diego	Charlie Joiner	9	123	13.724t	1	L, 7-28
83. 12/7/79	Seattle	Steve Largent	9	120	13.328	0	W, 37-21
84. 9/21/80	@ Cleveland	Charles White	9	100	14.331t	1	L, 13-20
85. 9/6/81	@ Pittsburgh	John Stallworth	6	107	17.828	0	W, 37-33
86. 9/27/81	Seattle	David Hughes	12	103	8.622	0	W, 20-14
87. 10/4/81	@ New England	Stanley Morgan	4	118	29.566t	1	L, 17-33
88. 10/18/81	Denver	Rick Upchurch	5	138	27.663	0	W, 28-14

89. 12/6/81	@ Denver	Steve Watson	4	103	51.586	0	L, 13-35
90. 12/5/82	@ Pittsburgh	John Stallworth	2	107	26.874t	2	L, 14-35
91. 12/12/82	L.A. Raiders	Cliff Branch	5	111	22.422	0	L, 16-21
92. 12/26/82	San Francisco	Dwight Clark	4	104	26.051	0	L, 13-26
93. 10/16/83	N.Y. Giants	Earnest Gray	8	111	13.931	0	W, 38-17
94. 10/30/83	@ Denver	Rick Upchurch	6	143	23.836	0	L, 24-27
95. 10/30/83	@ Denver	Steve Watson	6	121	20.246t	1	
96. 11/13/83	Cincinnati	Cris Collinsworth	7	118	16.932	1	W, 20-15
97. 12/11/83	@ San Diego	Kellen Winslow	14	162	11.637t	3	L, 38-41
98. 9/2/84	@ Pittsburgh	Louis Lipps	6	183	30.580t	2	W, 37-27
99. 9/2/84	@ Pittsburgh	John Stallworth	8	167	20.951	1	
100. 9/16/84	L.A. Raiders	Malcolm Barnwell	8	129	16.142	0	L, 20-22
101. 10/28/84	Tampa Bay	Kevin House	10	100	10.018	1	W, 24-20
102. 11/11/84	Houston	Tim Smith	8	107	13.425	0	L, 16-17
103. 11/25/84	@ N.Y. Giants	Zeke Mowatt	7	126	18.031	1	L, 27-28
104. 9/12/85	L.A. Raiders	Todd Christensen	11	116	10.530	1	W, 36-20
105. 10/13/85	@ San Diego	Charlie Joiner	6	118	19.739t	1	L, 20-31
106. 11/10/85	Pittsburgh	John Stallworth	7	126	18.041	1	L, 28-36
107. 12/1/85	@ Seattle	Steve Largent	7	101	14.431	1	L, 6-24
108. 12/14/85	@ Denver	Vance Johnson	6	116	19.348	1	L, 13-14
109. 9/13/87	San Diego	Lionel James	6	100	16.726	0	W, 20-13
110. 10/18/87	Denver*	Bobby Micho	9	105	11.726t	2	L, 17-26
111. 12/13/87	L.A. Raiders	James Lofton	5	112	22.442	0	W, 16-10
112. 10/2/88	@ N.Y. Jets	Mickey Shuler	12	152	12.724	0	T, 17-17
113. 12/4/88	N.Y. Jets	Al Toon	5	102	20.442	1	W, 38-24
114. 10/29/89	@ Pittsburgh	Louis Lipps	7	130	18.664t	2	L, 17-23
115. 12/3/89	Miami	Mark Clayton	9	128	14.247	1	W, 26-21
116. 12/24/89	@ Miami	Mark Clayton	6	102	17.035	1	W, 27-24
117. 9/17/90	@ Denver	Vance Johnson	5	150	25.049	0	L, 23-24
118. 10/14/90	Detroit	Barry Sanders	5	135	27.047t	1	W, 43-24
119. 12/16/90	Houston	Haywood Jeffires	9	245	27.287t	1	L, 10-27
120. 10/13/91	Miami	Tony Martin	4	104	26.054	0	W, 42-7
121. 10/28/91	L.A. Raiders	Mervyn Fernandez	3	107	35.759	0	W, 24-21
122. 11/10/91	@ L.A. Rams	Henry Ellard	8	160	20.027	1	W, 27-20
123. 10/4/92	@ Denver	Shannon Sharpe	9	118	13.148	0	L, 19-20
124. 9/20/93	Denver	Derek Russell	6	104	17.336	0	W, 15-7
125. 10/17/93	@ San Diego	Anthony Miller	6	105	17.543	1	W, 17-14
126. 10/31/93	@ Miami	Michael Ingram	4	103	25.877t	1	L, 10-30
127. 12/5/93	@ Seattle	Brian Blades	7	134	19.141	0	, 31-16
128. 9/4/94	@ New Orleans	Quinn Early	8	101	12.630	0	W, 30-17
129. 9/18/94	@ Atlanta	Terrance Mathis	13	123	9.521	0	W, 30-10
130. 10/30/94	@ Buffalo	Andre Reed	5	106	21.257	2	L, 10-44
131. 11/27/94	@ Seattle	Brian Blades	7	141	20.134	0	L, 9-10
132. 12/4/94	Denver	Anthony Miller	6	153	25.557	0	L, 17-20
133. 9/3/95	@ Seattle	Brian Blades	8	107	13.423	1	W, 34-10
134. 9/10/95	N.Y. Giants	Chris Calloway	5	100	20.037	1	W, 20-17 OT
135. 11/23/95	@ Dallas	Michael Irvin	11	121	11.033t	1	L, 12-24
136. 12/3/95	@ Oakland	Tim Brown	10	150	15.030	1	W, 29-23
137. 9/22/96	Denver	Shannon Sharpe	9	131	14.629	0	W, 17-14
138. 10/7/96	Pittsburgh	Charles Johnson	6	125	20.845	0	L, 7-17
139. 11/24/96	San Diego	Tony Martin	5	148	29.655	2	L, 14-28
140. 11/28/96	@ Detroit	Brett Perriman	8	131	16.444	0	W, 28-24
141. 12/15/96	Indianapolis	Marvin Harrison	6	103	17.237t	3	L, 19-24
142. 8/31/97	@ Denver	Rod Smith	5	122	24.478	0	L, 3-19
143. 9/8/97	@ Oakland	Tim Brown	11	155	14.126	0	W, 28-27
144. 9/14/97	Buffalo	Andre Reed	4	113	28.377t	1	W, 22-16
145. 9/21/97	@ Carolina	Rae Carruth	8	110	13.836	0	W, 35-14
146. 11/9/97	@ Jacksonville	Jimmy Smith	4	112	28.075	0	L, 10-24
147. 11/16/97	Denver	Rod Smith	7	114	16.343	0	W, 24-22
148. 11/1/98	N.Y. Jets	Wayne Chrebet	6	101	16.856	0	L, 17-20
149. 11/29/98	Arizona	Frank Sanders	6	100	16.740	0	W, 34-24
150. 12/6/98	@ Denver	Rod Smith	8	165	20.658	0	L, 31-35
151. 12/6/98	@ Denver	Ed McCaffrey	6	103	17.248	1	
152. 12/26/98	@ Oakland	Tim Brown					

SUPERLATIVES

186. 10/31/04	Indianapolis	Marvin Harrison	5	119	23.8	52t	2	
187. 11/14/04	@ New Orleans	Joe Horn	5	167	33.4	57	1	L, 20-27
188. 11/22/04	New England	Deion Branch	6	105	17.5	26t	1	L, 19-27
189. 12/15/04	@ Oakland	Ronald Curry	9	141	15.7	34t	2	W, 34-27
190. 12/13/04	@ Tennessee	Drew Bennett	12	233	19.4	42t	3	W, 49-38
191. 9/11/05	N.Y. Jets	Chris Baker	7	124	17.7	33	1	W, 27-7
192. 9/18/05	@ Oakland	Randy Moss	5	127	25.4	64t	1	W, 23-17
193. 10/2/05	Philadelphia	Terrell Owens	11	171	15.5	30	1	L, 31-37
194. 10/16/05	Washington	Santana Moss	10	173	17.3	78t	2	W, 28-21
195. 10/30/05	@ San Diego	Antonio Gates	10	145	14.5	35t	3	L, 20-28
196. 12/11/05	@ Dallas	Terry Glenn	6	138	23.0	71t	1	L, 28-31
197. 11/5/06	@ St. Louis	Steven Jackson	13	133	10.2	20	0	W, 31-17
198. 12/10/06	Baltimore	Mark Clayton	5	112	22.4	87t	1	L, 10-20
199. 12/23/06	@ Oakland	Ronald Curry	11	106	9.6	24	0	W, 20-9
200. 12/31/06	Jacksonville	Matt Jones	5	104	20.8	39	0	W, 35-30

100-Yard Pass Receivers (Years 2007-Present)

Date	Opponent	Player	Rec.	Yds.	Avg.	LG	TD	Result
201. 9/9/07	@ Houston	Andre Johnson	7	142	20.3	77t	1	L, 3-20
202. 10/14/07	Cincinnati	T.J. Houshmandzadeh	8	145	18.1	42t	2	W, 27-20
203. 12/9/07	@ Denver	Brandon Marshall	10	115	11.5	22	2	L, 7-41
204. 9/7/08	@ New England	Randy Moss	6	116	19.3	51	1	L, 10-17
205. 9/21/08	@ Atlanta	Roddy White	5	119	23.8	70t	1	L, 14-38
206. 9/28/08	Denver	Eddie Royal	9	104	11.6	28	0	W, 33-19
207. 10/26/08	@ N.Y. Jets	Jerricho Cotchery	9	102	11.3	24	0	L, 24-28
208. 11/2/08	Tampa Bay	Antonio Bryant	8	115	14.4	24t	1	L, 27-30
209. 11/16/08	New Orleans	Lance Moore	8	102	12.8	47t	1	L, 20-30
210. 11/23/08	Buffalo	Lee Evans	5	110	22.0	51	0	L, 31-54
211. 9/27/09	@ Philadelphia	DeSean Jackson	6	149	24.8	64	1	L, 14-34
212. 9/27/09	@ Philadelphia	Brent Celek	8	104	13.0	35	1	W, 16-27
213. 10/4/09	N.Y. Giants	Steve Smith	11	134	12.2	25	2	L, 16-27
214. 10/11/09	Dallas	Miles Austin	10	250	25.0	60	2	L, 20-26
215. 10/25/09	San Diego	Vincent Jackson	5	142	28.4	51	1	L, 7-37
216. 11/8/09	@ Jacksonville	Mike Sims-Walker	6	147	24.5	61t	1	L, 21-24
217. 11/22/09	Pittsburgh	Hines Ward	10	128	12.8	33	1	W, 27-24
218. 11/29/09	@ San Diego	Antonio Gates	7	118	16.9	22	2	L, 14-43
219. 1/3/10	@ Denver	Jabar Gaffney	14	213	15.2	29	0	W, 44-24
220. 9/13/10	San Diego	Legedu Naanee	5	110	22.0	59t	1	W, 21-14
221. 9/26/10	San Francisco	Fank Gore	9	102	11.3	41	0	W, 31-10
222. 10/17/10	@ Houston	Andre Johnson	8	138	17.3	44	1	L, 31-35
223. 11/7/10	@ Oakland	Jacoby Ford	6	148	24.7	47	0	L, 20-23
224. 11/28/10	@ Seattle	Ben Obomanu	5	159	31.8	87t	1	W, 42-24
225. 10/9/11	@ Indianapolis	Pierre Garcon	5	125	25.0	67t	2	W, 28-24
226. 10/31/11	San Diego	Malcolm Floyd	5	107	21.4	39	0	W, 23-20
227. 11/6/11	Miami	Brandon Marshall	8	106	13.3	30	1	L, 3-31
228. 9/9/12	Atlanta	Julio Jones	6	108	18.0	31	2	L, 24-40
229. 10/14/12	@ Tampa Bay	Mike Williams	4	113	28.3	62t	1	L, 10-38
230. 12/2/12	Carolina	Steve Smith	5	120	24.0	53	1	W, 27-21
231. 12/30/12	@ Denver	Demaryius Thomas	7	122	17.4	36	1	L, 3-38
232. 9/15/13	Dallas	Dez Bryant	9	141	15.7	53	1	W, 17-16
233. 9/29/13	N.Y. Giants	Victor Cruz	10	164	16.4	69	1	W, 31-7
234. 10/27/13	Cleveland	Josh Gordon	5	132	26.4	47	1	W, 23-17
235. 11/17/13	@ Denver	Demaryius Thomas	5	121	24.2	70	0	L, 17-27
236. 11/24/13	San Diego	Keenan Allen	9	124	13.8	29	0	L, 38-41
237. 12/1/13	Denver	Demaryius Thomas	3	106	35.3	77	0	L, 28-35
238. 12/1/13	Denver	Eric Decker	8	174	21.8	42	4	W, 17-24
239. 9/14/14	@ Denver	Emmanuel Sanders	8	108	13.5	48	0	L, 17-24
240. 9/29/14	New England	Brandon LaFell	6	119	19.8	44t	1	W, 41-14
241. 11/2/14	N.Y. Jets	Percy Harvin	11	129	11.7	42	0	W, 24-10
242. 9/13/15	@ Houston	Nate Washington	6	105	17.5	32	0	W, 27-20
243. 9/17/15	Denver	Demaryius Thomas	8	116	14.5	22	0	L, 24-31
244. 9/28/15	@ Green Bay	James Jones	7	139	19.9	52	1	L, 28-38
245. 10/18/15	@ Minnesota	Stefon Diggs	7	129	18.4	31	0	L, 10-16
246. 10/25/15	Pittsburgh	Antonio Brown	6	124	20.7	41	0	W, 23-13
247. 11/29/15	Buffalo	Sammy Watkins	6	158	26.3	48	2	W, 30-22
248. 12/20/15	@ Baltimore	Kamar Aiken	8	128	16.0	48t	1	W, 34-14
249. 9/18/16	@ Houston	Will Fuller	4	104	26.0	53	0	L, 12-19
250. 9/18/16	@ Houston	DeAndre Hopkins	7	113	16.1	35	1	W, 26-10
251. 10/16/16	@ Oakland	Amari Cooper	10	129	12.9	24	0	W, 27-21
252. 10/23/16	New Orleans	Michael Thomas	10	130	13.0	23	0	L, 17-19
253. 11/20/16	Tampa Bay	Mike Evans	6	105	17.5	31	0	W, 30-27
254. 11/27/16	@ Denver	Emmanuel Sanders	7	162	23.1	64	1	W, 29-27
255. 12/4/16	@ Atlanta	Julio Jones	7	113	16.1	21	0	W, 29-27
256. 12/18/16	Tennessee	Rishard Matthews	4	105	26.3	46	0	L, 17-19
257. 9/7/17	@ New England	Danny Amendola	6	100	16.7	27	0	W, 42-27
258. 9/24/17	@ L.A. Chargers	Travis Benjamin	5	105	21.0	44	0	W, 24-10

259. 10/15/17	Pittsburgh	Antonio Brown	8	155	19.4	51t	1	L, 13-19
260. 10/19/17	@ Oakland	Amari Cooper	11	210	19.1	45t	2	L, 30-31
261. 10/19/17	@ Oakland	Jared Cook	6	107	17.8	28	0	W, 17-28
262. 11/5/17	@ Dallas	Terrance Williams	9	141	15.7	56	0	L, 17-28
263. 12/3/17	@ N.Y. Jets	Jermaine Kearse	9	157	17.4	51	0	L, 31-38
264. 12/3/17	@ N.Y. Jets	Robby Chosen	8	107	13.4	26	0	W, 29-13
265. 12/24/17	Miami	Jakeem Grant	4	107	26.8	65t	1	W, 38-28
266. 9/9/18	@ L.A. Chargers	Keenan Allen	8	108	13.5	23	1	W, 42-37
267. 9/9/18	@ L.A. Chargers	Melvin Gordon	9	102	11.3	25	0	W, 29-13
268. 9/16/18	@ Pittsburgh	Jesse James	5	138	27.6	46	1	W, 42-37
269. 9/16/18	@ Pittsburgh	Juju Smith-Schuster	13	121	9.3	21	1	W, 45-10
270. 10/21/18	Cincinnati	A.J. Green	7	117	16.7	31	0	W, 54-51
271. 11/19/18	@ L.A. Rams	Brandin Cooks	8	107	13.4	30	0	L, 17-14
272. 12/2/18	@ Oakland	Jared Cook	7	100	14.3	29	1	W, 40-33
273. 12/23/18	@ Seattle	Doug Baldwin	7	126	18.0	29	1	L, 31-38
274. 9/8/19	@ Jacksonville	D.J. Chark	4	146	36.5	69	1	W, 40-26
275. 10/27/19	Green Bay	Aaron Jones	7	159	22.7	67t	2	L, 24-31
276. 11/18/19	@ L.A. Chargers	Austin Ekeler	8	108	13.5	37	0	W, 24-17
277. 12/1/19	Oakland	Darren Waller	7	100	14.3	24	0	W, 40-9
278. 9/10/20	Houston	Willer Fuller V	8	112	14.0	31	0	W, 34-20
279. 10/11/20	Las Vegas	Henry Ruggs III	2	118	59.0	72t	1	L, 32-40
280. 11/8/20	Carolina	Curtis Samuel	9	105	11.7	28	1	W, 33-31
281. 11/29/20	@ Tampa Bay	Rob Gronkowski	6	106	17.7	48	0	W, 27-24
282. 12/27/20	Atlanta	Calvin Ridley	5	130	26.0	54	0	W, 17-14
283. 1/3/21	L.A. Chargers	Mike Williams	6	108	18.0	48t	1	L, 21-38
284. 9/19/21	@ Baltimore	Marquise Brown	6	113	18.8	42t	1	L, 35-36
285. 9/26/21	L.A. Chargers	Mike Williams	7	122	17.4	43	2	L, 24-30
286. 10/3/21	@ Philadelphia	DeVonta Smith	7	122	17.4	37	0	W, 42-30
287. 10/10/21	Buffalo	Dawson Knox	3	117	39.0	53t	1	L, 20-38
288. 10/24/21	@ Tennessee	A.J. Brown	8	133	16.6	46	1	L, 3-27
289. 12/12/21	Las Vegas	Hunter Renfrow	13	177	9.0	19	1	W, 48-9
290. 1/2/22	@ Cincinnati	Ja'Marr Chase	11	266	24.2	72t	3	L, 31-34
291. 9/15/22	L.A. Chargers	Mike Williams	8	113	14.1	39	1	W, 27-24
292. 10/2/22	@ Tampa Bay	Mike Evans	8	103	12.9	30	2	W, 41-31
293. 10/10/22	Las Vegas	Davante Adams	3	124	41.3	58t	2	W, 30-29
294. 10/16/22	Buffalo	Stefon Diggs	10	148	14.8	31	1	L, 20-24
295. 11/13/22	Jacksonville	Christian Kirk	9	105	11.7	24	2	W, 27-17
296. 11/20/22	@ L.A. Chargers	Joshua Palmer	8	106	13.3	50t	2	W, 30-27
297. 9/17/23	@ Jacksonville	Christian Kirk	11	110	10.0	45	0	W, 17-9
298. 9/22/23	L.A. Chargers	Joshua Palmer	5	133	26.6	60	0	W, 31-17

Note: The Chiefs are 129-144-5 (.473) in 278 games when allowing at least one 100-yard receiver. The Chiefs are 7-12-1 (.396) in 20 games when allowing two or more 100-yard receivers.

Career 100-Yard Receiving Games

Player	100-Yard Games
1. Rod Smith	9
2. Lance Alworth	6
Tim Brown	6
4. Fred Biletnikoff	4
Don Maynard	4
Art Powell	4
John Stallworth	4
Demaryius Thomas	4
Mike Williams	4
10. Brian Blades	3
Mark Clayton	3
Elbert Dubenion	3
Marvin Harrison	3
Charley Hennigan	3
Andre Johnson	3
Haven Moses	3
Randy Moss	3
Riley Odoms	3
Shannon Sharpe	3
Rick Upchurch	3

RUSHING

100-Yard Rushers (210) (Years 1960-2006)

Date	Opponent	Player	Att.	Yds.	Avg.	LGTD	Result	
1. 9/10/61	San Diego	Paul Lowe	13	100	7.7	87t	L, 10-26	
2. 11/4/62	Houston	Charles Tolar	24	110	4.6	23	0	L, 6-14
3. 10/20/63	San Diego	Keith Lincoln	10					

SUPERLATIVES

15.	9/16/73	L.A. Rams	Jim Bertelsen	28	143	5.1	49	0	L, 13-23
16.	9/16/73	L.A. Rams	Lawrence McCutcheon	21	120	5.7	19	0	
17.	10/14/73	@ Green Bay	John Brockington	15	106	7.1	33	0	T, 10-10
18.	10/21/73	@ Cincinnati	Boobie Clark	26	104	4.0	11	1	L, 6-14
19.	11/29/73	@ Buffalo	O.J. Simpson	39	157	4.0	22	2	L, 14-23
20.	12/2/73	Cleveland	Greg Pruitt	15	110	7.3	65	1	T, 20-20
21.	12/8/73	@ Oakland	Marv Hubbard	25	115	4.6	31	1	L, 7-37
22.	9/15/74	N.Y. Jets	John Riggins	22	116	5.3	29	0	W, 24-16
23.	10/27/74	@ San Diego	Don Woods	22	154	7.0	53	1	W, 24-14
24.	9/28/75	N.Y. Jets	John Riggins	27	145	5.4	20	2	L, 24-30
25.	9/28/75	N.Y. Jets	Carl Garrett	16	135	8.4	40	1	
26.	11/16/75	@ Pittsburgh	Franco Harris	17	119	7.0	29	0	L, 3-28
27.	11/30/75	@ Baltimore	Lydell Mitchell	26	178	6.8	70	1	L, 14-28
28.	12/7/75	San Diego	Rickey Young	25	124	4.9	14	2	L, 20-28
29.	12/14/75	@ Cleveland	Greg Pruitt	26	214	8.2	50	3	L, 14-20
30.	9/26/76	New Orleans	Tony Galbreath	14	146	10.4	74	2	L, 17-27
31.	9/26/76	New Orleans	Chuck Muncie	25	126	5.0	33	0	
32.	10/3/76	@ Buffalo	O.J. Simpson	24	130	5.4	49	2	L, 17-50
33.	10/3/76	@ Buffalo	Jeff Kinney	17	114	6.7	18	1	
34.	10/24/76	Denver	Otis Armstrong	16	101	6.3	22	1	L, 26-35
35.	11/7/76	Pittsburgh	Franco Harris	23	117	5.1	25	2	L, 0-45
36.	11/7/76	Pittsburgh	Rocky Bleier	15	102	6.8	23	0	
37.	11/21/76	Cincinnati	Archie Griffin	13	139	10.7	77	1	L, 24-27
38.	9/18/77	@ New England	Sam Cunningham	23	105	4.6	11	0	L, 17-21
39.	10/3/77	Oakland	Mark van Eeghen	24	216	4.8	26	0	L, 28-37
40.	10/3/77	Oakland	Clarence Davis	15	102	6.8	37	2	
41.	10/30/77	@ Cleveland	Greg Pruitt	18	153	8.5	78	1	L, 7-44
42.	11/13/77	@ Chicago	Walter Payton	33	192	5.8	32	3	L, 27-28
43.	11/20/77	Denver	Otis Armstrong	21	120	5.7	17	0	L, 7-14
44.	11/27/77	@ Houston	Rob Carpenter	14	149	10.6	77	0	L, 20-34
45.	11/27/77	@ Houston	Ronnie Coleman	15	101	6.7	22	0	
46.	9/10/78	Houston	Earl Campbell	22	107	4.9	22	2	L, 17-20
47.	11/5/78	Oakland	Arthur Whittington	26	134	5.1	25	1	L, 10-20
48.	11/12/78	@ San Diego	Lydell Mitchell	29	144	5.0	25	0	L, 23-29 OT
49.	12/17/78	@ Seattle	Al Hunter	27	133	4.9	55	2	L, 19-23
50.	9/16/79	@ Houston	Earl Campbell	32	131	4.1	22	1	L, 6-20
51.	12/6/79	@ Tampa Bay	Ricky Bell	39	137	3.5	14	0	L, 0-3
52.	10/12/80	Houston	Earl Campbell	38	178	4.7	22	1	W, 21-20
53.	10/26/80	Detroit	Billy Sims	28	155	5.5	45	2	W, 20-17
54.	11/16/80	@ San Diego	Mike Thomas	27	109	4.0	13	2	L, 7-20
55.	11/23/80	@ St. Louis	Ottis Anderson	16	107	6.7	44	1	W, 21-13
56.	11/30/80	Cincinnati	Pete Johnson	17	112	6.6	57	1	L, 6-20
57.	11/21/82	@ New Orleans	George Rogers	33	123	3.7	18	1	L, 17-27
58.	11/28/82	@ L.A. Rams	Wendell Tyler	25	138	5.5	24	2	L, 14-20
59.	9/12/83	San Diego	Chuck Muncie	27	110	4.1	16	1	L, 14-17
60.	10/2/83	St. Louis	Ottis Anderson	21	106	5.0	39	1	W, 38-14
61.	11/20/83	@ Dallas	Tony Dorsett	18	108	6.0	32	2	L, 21-41
62.	11/27/83	@ Seattle	Curt Warner	32	207	6.5	28	3	L, 48-51 OT
63.	12/4/83	Buffalo	Joe Cribbs	36	185	5.1	24	0	L, 9-14
64.	9/23/84	@ Denver	Sammy Winder	31	139	4.5	13	1	L, 0-21
65.	10/7/84	N.Y. Jets	Freeman McNeil	19	107	5.6	16	0	L, 16-17
66.	11/11/84	Houston	Larry Moriarty	29	117	4.0	9	0	L, 16-17
67.	10/6/85	@ L.A. Raiders	Marcus Allen	29	126	4.3	20	0	L, 10-19
68.	11/3/85	@ Houston	Butch Woolfolk	14	101	7.2	43	1	L, 20-23
69.	11/17/85	@ San Francisco	Wendell Tyler	16	111	6.9	21	0	L, 3-31
70.	12/8/85	Atlanta	Gerald Riggs	26	197	7.6	50	1	W, 38-10
71.	10/26/86	Tampa Bay	James Wilder	25	110	4.4	24	1	W, 27-20
72.	11/2/86	@ San Diego	Gary Anderson	25	100	4.0	13	0	W, 24-23
73.	11/30/86	Buffalo	Robb Riddick	27	118	4.4	13	0	L, 14-17
74.	9/20/87	@ Seattle	John L. Williams	15	112	7.5	48	1	L, 14-43
75.	11/8/87	Pittsburgh	Earnest Jackson	23	125	5.4	28	0	L, 16-17
76.	11/15/87	N.Y. Jets	Freeman McNeil	26	184	7.1	30	0	L, 9-16
77.	9/25/88	San Diego	Gary Anderson	23	131	5.7	30	1	L, 23-24
78.	10/2/88	@ N.Y. Jets	Freeman McNeil	22	154	7.0	28	0	T, 17-17
79.	10/9/88	@ Houston	Mike Rozier	27	141	5.2	13	0	L, 6-7
80.	12/11/88	@ N.Y. Giants	Joe Morris	31	140	4.5	16	0	L, 12-28
81.	12/18/88	@ San Diego	Gary Anderson	34	217	6.4	36	1	L, 13-24
82.	12/17/89	San Diego	Marion Butts	39	176	4.5	17	0	L, 13-20
83.	9/17/90	@ Denver	Bobby Humphrey	19	132	6.9	37	2	L, 23-24
84.	9/29/91	@ San Diego	Rod Bernstein	26	112	4.3	15	1	W, 14-13
85.	11/17/91	Denver	Gaston Green	24	133	5.5	60	1	L, 20-24
86.	10/25/92	Pittsburgh	Barry Foster	24	105	4.4	12	1	L, 3-27
87.	11/22/92	@ Seattle	Chris Warren	20	154	7.7	35	1	W, 24-14
88.	12/26/93	@ Minnesota	Scottie Graham	33	166	5.0	31	1	L, 10-30
89.	1/2/94	Seattle	John L. Williams	16	102	6.4	38	1	W, 34-24
90.	9/25/94	L.A. Rams	Jerome Bettis	35	132	3.8	14	0	L, 0-16
91.	10/9/94	@ San Diego	Natrone Means	19	125	6.6	25	1	L, 6-20
92.	10/23/94	Seattle	Chris Warren	19	117	6.2	41	0	W, 38-23
93.	12/12/94	@ Miami	Bernie Parmalee	19	127	6.7	47	1	L, 28-45
94.	9/22/96	Denver	Terrell Davis	19	141	7.4	65	2	W, 17-14
95.	10/7/96	Pittsburgh	Jerome Bettis	27	103	3.8	15	1	L, 7-17
96.	12/9/96	@ Oakland	Napoleon Kaufman	8	109	13.6	45	0	L, 7-26
97.	8/31/97	@ Denver	Terrell Davis	26	101	3.9	16	1	L, 3-19
98.	11/3/97	Pittsburgh	Jerome Bettis	17	103	6.1	30	0	W, 13-10
99.	11/16/97	Denver	Terrell Davis	34	127	3.7	18	0	W, 24-22
100.	9/13/98	@ Jacksonville	James Stewart	26	103	4.0	17	1	L, 16-21
101.	9/20/98	San Diego	Natrone Means	22	165	7.5	72	1	W, 23-7
102.	10/11/98	@ New England	Robert Edwards	23	104	4.5	33	1	L, 10-40
103.	10/26/98	Pittsburgh	Jerome Bettis	33	119	3.6	13	0	L, 13-20
104.	11/8/98	@ Seattle	Ricky Watt	24	105	4.4	13	2	L, 12-24
105.	11/16/98	Denver	Terrell Davis	18	111	6.2	41	1	L, 7-30
106.	12/20/98	@ N.Y. Giants	Gary Brown	25	103	4.1	13	1	L, 7-28
107.	11/7/99	@ Indianapolis	Edgerrin James	20	109	5.5	27	0	L, 17-25
108.	11/21/99	Seattle	Ricky Watt	24	107	4.5	45	2	L, 19-30
109.	12/12/99	Minnesota	Robert Smith	21	118	5.6	22	0	W, 31-28
110.	9/3/00	Indianapolis	Edgerrin James	28	124	4.4	30	1	L, 14-27
111.	11/5/00	@ Oakland	Tyrone Wheatley	20	112	5.6	38	1	L, 31-49

112.	11/12/00	@ San Francisco	Charlie Garner	25	102	4.1	19	1	L, 7-21
113.	12/24/00	@ Atlanta	Jamal Anderson	28	107	3.8	23	0	L, 13-29
114.	10/7/01	@ Denver	Mike Anderson	22	155	7.0	62	1	L, 6-20
115.	10/14/01	Pittsburgh	Jerome Bettis	19	112	5.9	30	0	L, 17-20
116.	10/25/01	Indianapolis	Edgerrin James	27	102	3.8	20	0	L, 28-35
117.	11/11/01	@ N.Y. Jets	Curtis Martin	20	113	5.7	25	3	L, 7-27
118.	12/23/01	San Diego	LaDainian Tomlinson	27	145	5.4	34	0	W, 20-17
119.	12/30/01	@ Jacksonville	Stacey Mack	16	125	7.8	54	1	W, 30-26
120.	1/6/02	@ Seattle	Shaun Alexander	20	127	6.4	44	1	L, 18-21
121.	9/15/02	Jacksonville	Fred Taylor	20	114	5.7	63	1	L, 16-23
122.	10/6/02	@ N.Y. Jets	Curtis Martin	21	119	5.7	35	1	W, 29-25
123.	11/17/02	Buffalo	Travis Henry	24	126	5.3	22	0	W, 17-16
124.	11/24/02	@ Seattle	Shaun Alexander	23	145	6.3	46	2	L, 32-39
125.	12/15/02	@ Denver	Clinton Portis	21	130	6.2	51	3	L, 24-31
126.	12/22/02	San Diego	LaDainian Tomlinson	24	131	5.5	34	0	W, 24-22
127.	12/28/02	@ Oakland	Charlie Garner	29	135	4.7	14	1	L, 0-24
128.	9/28/03	@ Baltimore	Jamal Lewis	26	115	4.4	17	1	W, 17-10
129.	10/5/03	Denver	Clinton Portis	23	141	6.1	65	1	W, 24-23
130.	10/12/03	@ Green Bay	Ahman Green	26	139	5.3	26	1	W, 40-34 OT
131.	10/26/03	Buffalo	Travis Henry	22	124	5.6	23	0	W, 38-5
132.	11/16/03	@ Cincinnati	Rudi Johnson	22	165	7.5	54	0	L, 19-24
133.	11/30/03	@ San Diego	LaDainian Tomlinson	19	106	5.6	55	1	W, 28-24
134.	12/7/03	@ Denver	Clinton Portis	22	118	9.9	59	5	L, 27-45
135.	12/14/03	Detroit	Shawn Bryson	18	105	5.8	39	1	W, 45-17
136.	12/22/03	@ Minnesota	Onterio Smith	21	146	7.0	47	3	L, 20-45
137.	9/12/04	@ Denver	Quentin Griffin	23	156	6.8	47	2	L, 24-34
138.	9/19/04	Carolina	DeShaun Foster	32	174	5.4	71	1	L, 17-28
139.	11/7/04	@ Tampa Bay	Michael Pittman	15	128	8.5	78	3	L, 31-34
140.	11/14/04	@ New Orleans	Deuce McAllister	16	127	7.9	28	1	L, 20-27
141.	12/17/05	@ N.Y. Giants	Tiki Barber	29	220	7.6	55	2	L, 17-27
142.	10/15/06	@ Pittsburgh	Willie Parker	21	109	5.2	25	2	L, 7-45
143.	12/17/06	@ San Diego	LaDainian Tomlinson	25	199	8.0	85	2	L, 9-20

100-Yard Rushers (Years 2007-Present)

Date	Opponent	Player	Att.	Yds.	Avg.	LG	TD	Result	
144.	12/16/07	@ Chicago	Cedric Benson	24	101	4.2	13	0	L, 10-20
145.	9/23/07	Minnesota	Adrian Peterson	25	102	4.1	16	1	W, 13-10
146.	9/30/07	@ San Diego	LaDainian Tomlinson	20	132	6.6	37	1	W, 30-16
147.	11/11/07	Denver	Selvin Young	20	109	5.5	34	1	L, 11-27
148.	11/25/07	Oakland	Justin Fargas	22	139	6.3	21	1	L, 17-20
149.	12/2/07	San Diego	LaDainian Tomlinson	23	177	7.7	34	2	L, 10-24
150.	12/9/07	@ Denver	Selvin Young	17	156	9.2	50	0	L, 7-41
151.	12/23/07	@ Detroit	T.J. Duckett	15	102	6.8	53	1	L, 20-25
152.	9/14/08	Oakland	Darren McFadden	21	164	7.8	50	1	L, 8-23
153.									

SUPERLATIVES

193.	12/30/18	Oakland	Doug Martin	21	100	4.8	15	0	W, 35-3
194.	9/22/19	Baltimore	Mark Ingram	16	103	6.4	21	3	W, 33-28
195.	9/29/19	@ Detroit	Kerryon Johnson	26	125	4.8	14	0	W, 34-30
196.	10/6/19	Indianapolis	Marlon Mack	29	132	4.6	30	0	L, 13-19
197.	10/13/19	Houston	Carlos Hyde	26	116	4.5	26	1	L, 24-31
198.	11/10/19	@ Tennessee	Derrick Henry	23	188	8.2	68t	2	L, 32-35
199.	12/1/19	Oakland	Josh Jacobs	17	104	6.1	35	0	W, 40-9
200.	10/5/20	New England	Damien Harris	17	100	5.9	41	0	W, 26-10
201.	12/6/20	Denver	Melvin Gordon III	15	131	8.7	65	0	W, 22-16
202.	9/19/21	@ Baltimore	Lamar Jackson	16	107	6.7	21	2	L, 35-36
203.	12/5/21	Denver	Javonte Williams	23	102	4.4	14	0	W, 22-9
204.	1/8/22	@ Denver	Melvin Gordon III	12	110	9.2	47t	1	W, 28-24
205.	10/10/22	Las Vegas	Josh Jacobs	21	154	7.3	37	1	W, 30-29
206.	11/6/22	Tennessee	Derrick Henry	17	115	6.8	56	2	W, 20-17
207.	12/4/22	@ Cincinnati	Samaje Perine	21	106	5.0	10	0	L, 24-27
208.	12/24/22	Seattle	Kenneth Walker	26	107	4.1	20	0	W, 24-10
209.	11/26/23	@ Las Vegas	Josh Jacobs	20	110	5.5	63t	1	W, 31-17
210.	12/25/23	Las Vegas	Zamir White	22	145	6.6	43	0	L, 14-20

Note: The Chiefs are 59-139-4 (.302) in 202 games when allowing at least one 100-yard rusher. The Chiefs are 0-8-0 (.000) in eight games when allowing two or more 100-yard rushers.

Career 100-Yard Rushing Games

Player	100-Yard Games
1. LaDainian Tomlinson	6
2. Jerome Bettis	5
3t. Terrell Davis	4
Clinton Portis	4
5t. Gary Anderson	3
Cedric Benson	3
Le'Veon Bell	3
Earl Campbell	3
Franco Harris	3
Edgerrin James	3
Freeman McNeil	3
Greg Pruitt	3
Darren McFadden	3
Josh Jacobs	3

PASSING

300-Yard Passers (121)

Date	Opponent	Player	Att.	Comp.	Yds.	LGTD	INT	Result	
1.	11/24/60 @ N.Y. Titans	Al Dorow	33	21	301	45t	2	1	L, 35-41
2.	11/19/61 @ San Diego	Jack Kemp	27	15	357	61t	2	1	L, 14-24
3.	10/13/63 Buffalo	Jack Kemp	24	12	300	89t	2	2	L, 26-35
4.	11/17/63 @ Boston	Babe Parilli	47	25	354	39	1	1	T, 24-24
5.	12/6/64 Boston	Babe Parilli	41	20	300	58t	3	1	L, 24-31
6.	10/24/65 @ Houston	George Blanda	33	19	304	64t	5	0	L, 36-38
7.	10/16/66 Oakland	Tom Flores	24	14	301	76t	3	0	L, 13-34
8.	10/15/67 San Diego	John Hadl	32	17	307	60t	2	1	L, 31-45
9.	9/9/68 @ Houston	Pete Beathard	48	23	413	59t	2	3	W, 26-21
10.	9/15/68 N.Y. Jets	Joe Namath	29	17	302	57t	2	1	L, 19-20
11.	11/3/68 @ Oakland	Daryle Lamonica	32	18	352	82	2	2	L, 38-21
12.	11/16/69 @ N.Y. Jets	Joe Namath	40	24	327	40t	2	3	W, 34-16
13.	11/18/74 @ Denver	Charley Johnson	48	28	445	45	2	2	W, 42-34
14.	9/21/75 @ Denver	Charley Johnson	20	12	329	90t	3	2	L, 33-37
15.	10/17/76 @ Miami	Bob Griese	35	25	306	39	1	2	W, 21-17
16.	11/25/79 @ San Diego	Dan Fouts	43	27	350	42t	3	1	L, 7-28
17.	9/7/80 Oakland	Dan Pastorini	37	19	317	55	2	0	L, 14-27
18.	9/6/81 @ Pittsburgh	Terry Bradshaw	36	21	319	41t	2	2	W, 37-33
19.	9/27/81 Seattle	Jim Zorn	47	31	308	23	1	0	W, 20-14
20.	10/18/81 Denver	Craig Morton	38	25	342	63	2	1	W, 28-14
21.	12/12/82 L.A. Raiders	Jim Plunkett	33	18	303	43	3	1	L, 16-21
22.	10/30/83 @ Denver	Steve DeBerg	41	21	350	46t	1	0	L, 24-27
23.	9/9/84 @ Cincinnati	Ken Anderson	37	24	310	35	0	0	W, 27-22
24.	9/16/84 L.A. Raiders	Jim Plunkett	47	28	313	42	1	4	L, 20-22
25.	11/25/84 @ N.Y. Giants	Phil Simms	41	24	343	31	2	3	L, 27-28
26.	12/16/84 @ San Diego	Ed Luther	44	24	333	43	1	0	W, 42-21
27.	9/12/85 L.A. Raiders	Jim Plunkett	48	34	303	30	2	2	W, 36-20
28.	10/13/85 @ San Diego	John Hermann	36	26	320	39t	2	0	L, 20-31
29.	12/14/85 @ Denver	John Elway	37	22	301	48	1	5	L, 13-14
30.	12/22/85 San Diego	Mark Herrmann	58	37	362	25	3	3	W, 38-34
31.	12/21/86 @ Pittsburgh	Mark Malone	43	22	351	38	0	1	W, 24-19
32.	12/6/87 @ Cincinnati	Boomer Esiason	44	28	368	26	2	0	L, 27-30
33.	12/13/87 L.A. Raiders	Marc Wilson	38	22	339	42	0	3	W, 16-10
34.	12/24/89 @ Miami	Dan Marino	47	28	339	35	3	1	W, 27-24
35.	11/11/90 Seattle	Dave Krieg	23	16	306	54t	2	0	L, 16-17
36.	12/9/90 Denver	John Elway	36	24	328	27	2	1	W, 37-7
37.	12/16/90 Houston	Warren Moon	45	27	527	87t	3	0	L, 10-27
38.	11/10/91 @ L.A. Rams	Jim Everett	37	26	329	27	3	1	W, 27-20
39.	10/4/92 @ Denver	John Elway	38	23	311	48	2	0	L, 19-20
40.	9/20/93 Denver	John Elway	45	28	300	36	1	1	W, 15-7
41.	10/31/93 @ Miami	Scott Mitchell	33	22	344	77t	3	0	L, 10-30
42.	9/4/94 @ New Orleans	Jim Everett	37	26	326	30	2	2	W, 30-17
43.	10/1/95 @ Arizona	Dave Krieg	41	25	308	35	0	1	W, 24-3
44.	10/9/95 San Diego	Stan Humphries	34	24	315	45	1	0	W, 29-23
45.	10/7/96 Pittsburgh	Mike Tomczak	32	20	338	45	0	1	L, 7-17
46.	11/10/96 Green Bay	Brett Favre	49	27	314	49	2	1	W, 27-20
47.	9/21/97 @ Carolina	Kerry Collins	47	24	328	36	1	4	W, 35-14

48.	12/6/98 @ Denver	John Elway	32	22	400	58	2	1	L, 31-35
49.	10/10/99 New England	Drew Bledsoe	45	23	334	49t	2	2	W, 16-14
50.	1/2/00 Oakland	Rich Gannon	47	25	324	42	3	2	L, 38-41
51.	9/9/01 Oakland	Rich Gannon	46	31	341	33t	2	1	L, 24-27
52.	9/8/02 @ Cleveland	Kelly Holcomb	39	27	326	44t	3	0	W, 40-39
53.	9/15/02 Jacksonville	Mark Brunell	36	25	320	79t	2	0	L, 16-23
54.	9/22/02 @ New England	Tom Brady	54	39	410	38t	4	1	L, 38-41
55.	9/29/02 Miami	Jay Fiedler	45	29	310	38	1	4	W, 48-30
56.	10/13/02 @ San Diego	Drew Brees	41	28	319	29	2	2	L, 34-35
57.	10/20/02 Denver	Brian Griese	50	30	376	82t	2	0	L, 34-37
58.	10/27/02 Oakland	Rich Gannon	55	35	334	25	1	1	W, 20-10
59.	11/24/02 @ Seattle	Matt Hasselbeck	36	25	362	44	3	0	L, 32-39
60.	9/14/03 Pittsburgh	Tommy Maddox	47	28	336	50	1	3	W, 41-20
61.	10/31/04 Indianapolis	Peyton Manning	44	25	472	56t	5	1	W, 45-35
62.	11/22/04 New England	Tom Brady	26	17	315	48	1	0	L, 19-27
63.	11/28/04 San Diego	Drew Brees	37	28	378	65	2	0	L, 31-34
64.	12/5/04 @ Oakland	Kerry Collins	41	27	343	51t	3	0	W, 34-27
65.	12/13/04 @ Tennessee	Billy Volek	43	29	426	42t	4	0	W, 49-38
66.	10/2/05 Philadelphia	Donovan McNabb	48	33	369	34	3	1	L, 31-37
67.	10/16/05 Washington	Mark Brunell	41	25	331	78t	3	0	W, 28-21
68.	10/30/05 @ San Diego	Drew Brees	43	25	324	35t	3	1	L, 20-28
69.	12/11/05 @ Dallas	Drew Bledsoe	34	22	332	71t	3	0	L, 28-31
70.	11/5/06 @ St. Louis	Marc Bulger	42	31	354	33	1	0	W, 31-17
71.	10/14/07 Cincinnati	Carson Palmer	43	26	320	42t	2	2	W, 27-20
72.	11/4/07 Green Bay	Brett Favre	34	24	360	60t	2	2	L, 22-33
73.	9/28/08 Denver	Jay Cutler	49	29	361	40	1	2	W, 33-19
74.	11/2/08 Tampa Bay	Jeff Garcia	43	31	339	29	1	1	L, 27-30

75.	11/9/08 @ San Diego	Philip Rivers	36	27	316	31	2	2	L, 19-20
76.	12/14/08 San Diego	Philip Rivers	48	34	346	42	2	1	L, 21-22
77.	9/13/09 @ Baltimore	Joe Flacco	43	26	307	31	3	1	L, 24-38
78.	9/27/09 @ Philadelphia	Kevin Kolb	34	24	327	64	2	0	L, 14-34
79.	10/11/09 Dallas	Tony Romo	34	20	351	60	2	0	L, 20-26
80.	11/22/09 Pittsburgh	Ben Roethlisberger	42	32	398	41	3	2	W, 27-24
81.	11/29/09 @ San Diego	Philip Rivers	28	21	317	53	2	0	L, 14-43
82.	1/3/10 @ Denver	Kyle Orton	56	32	431	44	1	3	W, 44-24
83.	10/17/10 @ Houston	Matt Schaub	33	25	305	44	2	0	L, 31-35
84.	10/31/11 San Diego	Philip Rivers	41	26	369	39	0	2	W, 23-20
85.	10/14/12 @ Tampa Bay	Josh Freeman	26	15	328	62t	3	1	L, 10-28
86.	12/30/12 @ Denver	Peyton Manning	29	23	304	36t	3	0	L, 3-38
87.	11/17/13 @ Denver	Peyton Manning	40	24	323	70	1	0	L, 17-27
88.	11/24/13 San Diego	Philip Rivers	39	27	392	60	3	0	L, 38-41
89.	12/1/13 Denver	Peyton Manning	35	22	403	77	5	2	L, 28-35
90.	9/28/15 @ Green Bay	Aaron Rodgers	35	24	333	52	5	0	L, 28-38
91.	10/4/15 @ Cincinnati	Andy Dalton	24	17	321	55	1	0	L, 21-36
92.	10/2/16 @ Pittsburgh	Ben Roethlisberger	27	22	300	47	5	0	L, 14-43
93.	10/23/16 New Orleans	Drew Brees	48	37	367	30	3	1	W, 27-21
94.	11/20/16 Tampa Bay	Jameis Winston	39	24	331	21	1	0	L, 17-19
95.	11/27/16 @ Denver	Trevor Semian	34	20	368	76t	3	0	W, 30-27
96.	9/17/17 Philadelphia	Carson Wentz	46	25	333	53	2	1	W, 27-20
97.	10/19/17 @ Raiders	Derek Carr	52	29	417	45t	3	0	L, 30-31
98.	12/3/17 @ N.Y. Jets	Josh McCown	36	26	331	51	1	0	L, 31-38
99.	9/9/18 @ L.A. Chargers	Philip Rivers	51	31	424	30	3	1	W, 38-28
100.	9/16/18 @ Pittsburgh	Ben Roethlisberger	60	39	452	46	3	0	W, 42-37
101.	10/7/18 Jacksonville	Blake Bortles	61	33	430	38	1	4	W, 30-14
102.	10/14/18 @ New England	Tom Brady	35	24	340	42	1	0	L, 40-43
103.	11/19/18 @ L.A. Rams	Jared Goff	49	31	413	40t	4	0	L, 54-51
104.	12/13/18 L.A. Chargers	Philip Rivers	38	26	313	38	2	2	L, 28-29
105.	10/27/19 Green Bay	Aaron Rodgers	33	23	305	67t	4	0	L, 24-31
106.	11/18/19 @ L.A. Chargers	Philip Rivers	52	28	353	50	1	4	W, 24-17
107.	9/20/20 @ L.A. Chargers	Justin Herbert	33	22	311	35	1	1	W, 23-20

108.	10/11/20 Las Vegas	Derek Carr	31	22	347	72t	3	1	L, 32-40
109.	11/8/20 Carolina	Teddy Bridgewater	49	36	310	28	2	0	W, 33-31
110.	11/29/20 @ Tampa Bay	Tom Brady	41	27	345	48	3	2	W, 27-24
111.	12/13/20 @ Miami	Tua Tagovailoa	48	28	316	29t	2	1	W, 33-27
112.	12/27/20 Atlanta	Matt Ryan	35	27	300	54	2	0	W, 17-14
113.	1/3/21 L.A. Chargers	Justin Herbert	31	22	302	48t	3	0	L, 21-38
114.	9/12/21 Cleveland	Baker Mayfield	28	21	321	45	0	1	W, 33-29
115.	10/3/								

SUPERLATIVES

Derek Carr
Jim Everett
Dave Krieg
Brett Favre
Mark Herrmann

2
2
2
2
2

Charley Johnson
Jack Kemp
Joe Namath
Babe Parilli
Aaron Rodgers

2
2
2
2
2

ALL-TIME MISCELLANEOUS SCORES

All-Time Defensive Scores

Date	Opponent	Defensive Score	Result
10/9/60	Oakland	David Webster, 80-yard INT return	L, 19-20
11/6/60 @	Buffalo	David Webster, 14-yard fumble return Don Flynn, 25-yard INT return	W, 45-28
11/13/60	Denver	David Webster, 39-yard INT return	W, 34-7
12/11/60	Boston	Duane Wood, 66-yard INT return	W, 34-0
12/10/61	Denver	Sherrill Headrick, 31-yard INT return	W, 49-21
12/17/61	N.Y. Titans	Sherrill Headrick, 56-yard INT return* *(20 yards by Doyle Nix who lateralled to Headrick for 56 yards)	W, 35-24
9/7/63 @	Denver	Sherrill Headrick, 38-yard INT return	W, 59-7
9/22/63 @	Buffalo	Safety, Willie West tackled in end zone	T, 27-27
12/22/63	N.Y. Jets	Jerry Mays, 58-yard fumble return	W, 48-0
10/4/64	Houston	Bobby Hunt, 29-yard INT return	W, 28-7
10/18/64	Buffalo	Bobby Bell, 20-yard fumble return	L, 22-35
11/15/64	San Diego	Abner Haynes, fumble recovery in end zone	L, 14-28
10/3/65	Boston	Bobby Bell, 38-yard INT return Willie Mitchell, 37-yard INT return	W, 27-17
9/25/66 @	Boston	Johnny Robinson, 28-yard INT return	W, 43-24
10/16/66	Oakland	Bobby Bell, 7-yard fumble return	L, 13-34
10/30/66	Houston	Willie Mitchell, 60-yard INT return* *(18 yards by Johnny Robinson who lateralled to Mitchell for 60 yards)	W, 48-23
9/9/67 @	Houston	Bobby Bell, 32-yard INT return	W, 25-20
11/5/67	N.Y. Jets	Willie Mitchell, 27-yard INT return	W, 42-18
11/12/67 @	Boston	Emmitt Thomas, 57-yard INT return	W, 23-10
11/23/67	Oakland	Safety, Holding in end zone	L, 22-44
12/10/67 @	N.Y. Jets	Fred Williamson, 77-yard INT return	W, 21-7
9/28/68 @	Miami	Jim Lynch, 22-yard INT return	W, 48-3
12/8/68 @	San Diego	Willie Lanier, 75-yard INT return Safety, Buck Buchanan tackled Jon Brittenum	W, 40-3
10/5/69 @	Denver	Jim Kearney, 60-yard INT return	W, 26-13
10/26/69	Cincinnati	Goldie Sellers, 19-yard fumble return	W, 42-22
11/27/69	Denver	Emmitt Thomas, 45-yard INT return	W, 31-17
9/28/70 @	Baltimore	Johnny Robinson, 46-yard fumble return	W, 44-24
11/8/70	Houston	Bobby Bell, 45-yard INT return	W, 24-9
10/3/71 @	Denver	Aaron Brown, 68-yard INT return	W, 16-3
10/18/71	Pittsburgh	Emmitt Thomas, 32-yard INT return	W, 38-16
12/19/71	Buffalo	Bobby Bell, 26-yard INT return	W, 22-9
10/1/72 @	Denver	Jim Kearney, 43-yard INT return Jim Kearney, 32-yard INT return	W, 45-24
11/12/72 @	Pittsburgh	Jim Kearney, 65-yard INT return	L, 7-16
12/3/72	Denver	Jim Kearney, 29-yard INT return Bobby Bell, 61-yard INT return	W, 24-21
9/30/73	Oakland	Willie Lanier, 17-yard INT return	W, 16-3
11/18/73	Houston	John Lohmeyer, 19-yard fumble return	W, 38-14
9/15/74	N.Y. Jets	Emmitt Thomas, 38-yard INT return Marvin Upshaw, 52-yard INT return	W, 24-16
9/22/74 @	Oakland	Wilbur Young, 52-yard INT return	L, 7-27
10/6/74	Denver	Bobby Bell, 28-yard INT return	L, 14-17
11/18/74 @	Denver	Safety, Willie Lanier tackled Otis Armstrong	W, 42-34
12/14/74	Minnesota	Emmitt Thomas, 73-yard INT return	L, 15-35
11/10/75 @	Dallas	John Matuszak, fumble recovery in end zone	W, 35-31
10/31/76 @	Tampa Bay	Safety, John Lohmeyer tackled Steve Spurrier	W, 28-19
10/23/77 @	San Diego	Tim Gray, 15-yard fumble return	W, 21-16
11/27/77 @	Houston	Willie Lee, 10-yard fumble return	L, 20-34
12/11/77	Seattle	Gary Barbaro, 102-yard INT return	L, 31-34
12/18/77 @	Oakland	Tim Gray, 14-yard fumble return Tim Collier, 100-yard INT return	L, 20-21
9/23/79	Oakland	Gary Barbaro, 70-yard INT return	W, 35-7
10/5/80 @	Oakland	Gary Spani, 16-yard fumble return Whitney Paul, 32-yard fumble return	W, 31-17
10/12/80	Houston	Gary Spani, 47-yard INT return	W, 21-20
11/9/80 @	Seattle	Frank Manumaleuga, 22-yard INT return	W, 31-20
12/7/80	Denver	Thomas Howard, 3-yard fumble return	W, 31-14
9/6/81 @	Pittsburgh	Thomas Howard, 65-yard fumble return	W, 37-33
10/18/81	Denver	Whitney Paul, 47-yard fumble return	W, 28-14
10/25/81 @	Oakland	Gary Spani, 91-yard fumble return	W, 28-17
11/22/81	Seattle	Lloyd Burruss, 46-yard INT return	W, 40-13
12/19/82 @	Denver	Eric Harris, 56-yard INT return Gary Barbaro, 43-yard INT return	W, 37-16
1/2/83	N.Y. Jets	Gary Green, 42-yard INT return* *(5 yards by Thomas Howard who lateralled to Green for 42 yards)	W, 37-13
10/2/83	St. Louis	Charles Jackson, 37-yard fumble recovery	W, 38-14
10/16/83	N.Y. Giants	Durwood Roquemore, 42-yard INT return	W, 38-17
12/18/83	Denver	Lucious Smith, 58-yard INT return	W, 48-17
9/16/84	L.A. Raiders	Kevin Ross, 71-yard INT return	L, 20-22
12/9/84	Seattle	Scott Radecci, 19-yard INT return	W, 34-7
9/12/85	L.A. Raiders	Albert Lewis, fumble recovery in end zone	W, 36-20
11/10/85	Pittsburgh	Deron Cherry, 47-yard INT return	L, 28-36
9/21/86	Houston	Greg Hill, 26-yard INT return	W, 27-13
10/19/86	San Diego	Lloyd Burruss, 56-yard INT return Lloyd Burruss, 47-yard INT return	W, 42-41

12/7/86	Denver	Lloyd Burruss, 72-yard INT return	W, 37-10
11/18/87	Pittsburgh	Bill Maas, 6-yard fumble return	L, 16-17
11/6/88 @	Denver	Safety, Dino Hackett tackled Tony Dorsett	L, 11-17
10/29/89 @	Pittsburgh	Bill Maas, 4-yard fumble return	L, 17-23
11/19/89 @	Cleveland	Neil Smith, 3-yard fumble return	T, 10-10
9/23/90 @	Green Bay	Stan Petry, 33-yard INT return	W, 17-3
10/14/90	Detroit	Safety, Bill Maas tackled Bob Gagliano	W, 43-24
11/11/90	Seattle	Dan Saleaumua fumble recovery in end zone	L, 17-16
10/13/91	Miami	Chris Martin, 100-yard fumble return	W, 42-7
11/10/91 @	L.A. Rams	Derrick Thomas, 23-yard fumble return	W, 27-20
11/24/91 @	Cleveland	Safety, Dan Saleaumua tackled Bernie Kozar	L, 15-20
9/6/92 @	San Diego	Kevin Ross, 99-yard INT return	W, 24-10
9/13/92	Seattle	Lonnie Marts, 36-yard INT return	W, 26-7
9/28/92	L.A.Raiders	Charles Mincy, 25-yard INT return	W, 27-7
11/22/92 @	Seattle	Neil Smith, 22-yard INT return	W, 24-14
12/13/92	New England	Charles Mincy, 30-yard fumble return	W, 27-20
12/27/92	Denver	Charles Mincy, 32-yard INT return* *(0 yards by Bennie Thompson who lateralled to Mincy for 32 yards)	W, 42-20
11/8/93	Green Bay	Dale Carter, 36-yard INT return	W, 23-16
12/5/93 @	Seattle	Derrick Thomas, fumble recovery in end zone Dan Saleaumua, 16-yard fumble return	W, 23-16
9/11/94	San Francisco	Derrick Thomas, 86-yard fumble return Safety, Derrick Thomas tackled Steve Young	W, 31-16 W, 24-17
12/24/94 @	L.A. Raiders	Mark Collins, 78-yard INT return	W, 19-9
9/17/95	Oakland	Safety, team (penalty in end zone)	W, 23-17 OT
11/19/95	Houston	James Hasty, 64-yard INT return	W, 20-13
12/3/95 @	Oakland	Mark Collins, 34-yard fumble return	W, 29-23
12/17/95	Denver	Brian Washington, 74-yard INT return	W, 20-17
9/8/96	Oakland	Vaughn Booker, 14-yard fumble return James Hasty, 80-yard fumble return	W, 19-3
9/8/97 @	Oakland	Safety, Dan Saleaumua tackled Barrett Robbins	W, 28-27
9/21/97 @	Carolina	Darren Anderson, 55-yard INT return	W, 35-14
11/30/97	San Francisco	Mark McMillian, 62-yard INT return	W, 44-9
12/14/97 @	San Diego	Mark McMillian, 12-yard INT return Safety, Joe Phillips tackled Terry Kirby	W, 29-7
9/6/98	Oakland	Mark McMillian, 87-yard INT return Safety, Derrick Thomas sacked Todd Philcox	W, 28-8
12/26/98 @	Oakland	Safety, Derrick Thomas sacked Jeff George	W, 31-24
9/12/99 @	Chicago	Derrick Thomas, 44-yard fumble return	L, 17-20
10/21/99 @	Baltimore	Donnie Edwards, 79-yard fumble return Reggie Tongue, 46-yard INT return	W, 35-8
10/31/99	San Diego	James Hasty, 56-yard INT return	W, 34-0
11/28/99 @	Oakland	Reggie Tongue, 7-yard fumble return Cris Dishman, 47-yard INT return	W, 37-34
12/12/99	Minnesota	Cris Dishman, 40-yard fumble return	W, 31-28
12/18/99	Pittsburgh	Eric Hicks, 44-yard fumble return	W, 35-19
1/2/00	Oakland	Donnie Edwards, 28-yard INT return	L, 38-41 OT
9/10/00 @	Tennessee	James Hasty, 34-yard INT return	L, 14-17 OT
11/26/00 @	San Diego	Donnie Edwards, 42-yard INT return	L, 16-17
9/9/01	Oakland	Marcus Patton, 24-yard INT return	L, 24-27
12/8/02	St. Louis	Eric Warfield, 51-yard INT return	W, 49-10
9/14/03	Pittsburgh	Duane Clemons, 42-yard fumble return	W, 41-20
9/21/03 @	Houston	Jerome Woods, 46-yard INT return	W, 42-14
10/12/03 @	Green Bay	Shaunard Harts, 39-yard INT return	W, 40-34 OT
9/19/04	Carolina	Jerome Woods, 79-yard INT return	L, 17-28
12/13/04 @	Tennessee	Eric Warfield, 43-yard INT return	W, 49-38
10/16/05	Washington	Kawika Mitchell, 39-yard fumble return	W, 28-21
11/20/05 @	Houston	Sammy Knight, 80-yard fumble return	W, 45-17
9/30/07 @	San Diego	Eric Warfield, 57-yard INT return Tyron Brackenridge, 50-yard fumble return	W, 30-16
10/26/08 @	N.Y. Jets	Brandon Flowers, 91-yard INT return	L, 24-28
12/7/08 @	Denver	Maurice Leggett, 27-yard INT return	L, 17-24
10/18/09 @	Washington	Safety, Tamba Hali sacked Todd Collins	W, 14-6
1/3/10 @	Denver	Derrick Johnson, 45-yard INT return	W, 44-24
9/19/10 @	Cleveland	Derrick Johnson, 60-yard INT return	W, 16-14
10/24/10	Jacksonville	Brandon Flowers, 33-yard INT return	W, 42-20
12/26/10	Tennessee	Derrick Johnson, 15-yard INT return	W, 34-14
10/23/11 @	Oakland	Eric Berry, 54-yard INT return Kendrick Lewis, 59-yard INT return	W, 28-0
9/23/12 @	New Orleans	Brandon Flowers, 58-yard INT return Safety, Justin Houston sacked Drew Brees	W, 27-24 OT
9/8/13 @	Jacksonville	Tamba Hali, 10-yard INT return	W, 28-2
9/19/13 @	Philadelphia	Eric Berry, 38-yard INT return	W, 26-16
10/13/13	Oakland	Husain Abdullah, 44-yard INT return	W, 24-7
11/3/13 @	Buffalo	Tamba Hali, 11-yard fumble return	W, 23-13
12/15/13 @	Oakland	Sean Smith, 100-yard INT return	W, 56-31
9/29/14	New England	Eric Berry, 47-yard INT return	W, 41-14
9/17/15	Broncos	Husain Abdullah, 30-yard INT return	L, 31-24
10/11/15	Chicago	Marcus Peters, 55-yard INT return Ramik Wilson, 0-yard opponent fumble return	L, 18-17
11/22/15 @	San Diego	Justin Houston, 17-yard INT return	W, 33-3
12/6/15 @	Oakland	Tyvon Branch, 38-yard INT return	W, 34-20
12/20/15 @	Baltimore	Tyvon Branch, 73-yard fumble return Marcus Peters, 90-yard INT return	W, 34-14
1/3/16	Oakland	D.J. Alexander, safety	W, 23-17
9/25/16	N.Y. Jets	Derrick Johnson, 55-yard INT return	W, 24-3
10/23/16	New Orleans	Daniel Sorensen, 48-yard INT return	W, 27-21
11/13/16 @	Carolina	Eric Berry, 42-yard INT return	W, 20-17
11/27/16 @	Denver	Safety, R.Okung recovered fumble, gave himself up in endzone	W, 30-27 OT



SUPERLATIVES

12/4/16 @ Atlanta	Eric Berry, 37-yard INT return	W, 29-27
10/2/17 Washington	Justin Houston, 13-yard fumble return	W, 29-20
10/30/17 Denver	Marcus Peters, 45-yard fumble return	W, 29-19
12/31/17 @ Denver	Ramik Wilson, 11-yard fumble return	W, 27-24
10/7/18 Jacksonville	Chris Jones, 20-yard INT return	W, 30-14
10/21/18 Cincinnati	Ron Parker, 33-yard INT return	W, 45-10
11/19/18 @ L.A. Rams	Allen Bailey, 2-yard fumble return	L, 54-51
12/30/18 Oakland	Daniel Sorensen, 54-yard INT return	W, 35-3
9/29/19 @ Detroit	Bashaud Breeland, 100-yard fumble return	W, 34-30
10/17/19 @ Denver	Reggie Ragland, 5-yard fumble return	W, 30-6
12/1/19 Oakland	Juan Thornhill, 46-yard INT return	W, 40-9
10/5/20 New England	Tyrann Mathieu, 25-yard INT return	W, 26-10
10/25/20 @ Denver	Daniel Sorensen, 50-yard INT return	W, 43-16
12/13/20 @ Miami	Safety, Chris Jones sacked Tua Tagovailoa	W, 33-27
9/19/21 @ Baltimore	Tyrann Mathieu, 34-yard INT return	L, 35-36
12/5/21 Denver	Daniel Sorensen, 75-yard INT return	W, 22-9
12/12/21 Las Vegas	Mike Hughes, 23-yard fumble return	W, 48-9
1/8/22 @ Denver	Nick Bolton, 86-yard fumble return	W, 28-24
9/15/22 L.A. Chargers	Jaylen Watson, 99-yard INT return	W, 27-24
10/23/22 @ San Francisco	Safety, Frank Clark sacked Jimmy Garoppolo	W, 44-23
12/11/22 @ Denver	Willie Gay, 47-yard INT return	W, 34-28
11/5/23 Miami*	Bryan Cook, 59-yard fumble return	W, 21-14
1/7/24 @ L.A. Chargers	Mike Edwards, 97-yard fumble return	W, 13-12

*Game in Frankfurt, Germany
Notes: The Chiefs are 132-31-2 (.805) in games when producing a defensive score (TD or safety).
 The Chiefs are 121-28-1 (.810) in games with a def. TD and 16-3-1 (.825) in games with a def. safety.

All-Time Special Teams Scores

Date	Opponent	Special Teams Score	Result
12/11/60	Boston	Johnny Robinson, 62-yard punt return	W, 34-0
10/15/61	@ Buffalo	Abner Haynes, 88-yard kickoff return	L, 24-27
9/7/63	@ Denver	Dave Grayson, 99-yard kickoff return	W, 59-7
12/8/63	Denver	Duane Wood, 18-yard blocked punt return	W, 52-21
12/19/65	Denver	Willie Mitchell, 71-yard punt return	W, 45-35
9/11/66	@ Buffalo	Mike Garrett, 79-yard punt return	W, 42-20
11/20/66	Boston	Frank Pitts, 21-yard blocked punt return	T, 27-27
12/17/67	@ Denver	Noland Smith, 106-yard kickoff return	W, 38-24
9/15/68	N.Y. Jets	Noland Smith, 80-yard punt return	L, 19-20
11/17/68	Boston	Goldie Sellers, 76-yard punt return	W, 31-17
9/28/69	@ Cincinnati	Goldie Sellers, 20-yard return on fumbled kickoff	L, 19-24
10/12/69	Houston	George Daney, 5-yard return on fumbled punt attempt	W, 24-0
11/27/69	Denver	Bobby Bell, 53-yard kickoff return	W, 31-17
12/17/78	@ Seattle	Safety, Ed Beckman forces Herman Weaver out of EZ	L, 19-23
9/16/79	@ Houston	J.T. Smith, 55-yard punt return	L, 6-20
9/23/79	Oakland	J.T. Smith, 88-yard punt return	W, 35-7
11/23/80	@ St. Louis	J.T. Smith, 75-yard punt return	W, 21-13
12/21/80	@ Baltimore	J.T. Smith, 53-yard punt return	W, 38-28
9/19/82	@ San Diego	Dave Klug, blocked punt recovery in end zone	W, 19-12
9/7/86	Cincinnati	Deron Cherry, blocked punt recovery in end zone	W, 24-14
10/19/86	San Diego	Kevin Ross, 21-yard return on fumbled kickoff	W, 42-41
12/21/86	@ Pittsburgh	Deron Cherry, blocked punt recovery in end zone	W, 24-19
9/13/87	San Diego	Boyce Green, 97-yard kickoff return	W, 20-13
*10/4/87	@ L.A. Raiders	Lloyd Burruss, 78-yard blocked field goal return	W, 20-13
*10/18/87	Denver	Paul Palmer, 95-yard kickoff return	W, 20-13
12/6/87	@ Cincinnati	Bob Harris, 23-yard blocked punt return	L, 17-35
12/27/87	Seattle	Jitter Fields, 85-yard punt return	L, 17-26
11/13/88	Cincinnati	Kevin Ross, 65-yard blocked field goal return	L, 27-30 OT
10/22/89	Dallas	Paul Palmer, 92-yard kickoff return	W, 41-20
11/26/89	Houston	Safety, Albert Lewis, blocked punt out of end zone	W, 31-28
9/30/90	Cleveland	Safety, Rob McGovern, blocked punt out of end zone	W, 36-28
9/6/92	@ San Diego	Jayce Pearson, 1-yard blocked punt return	W, 34-0
11/22/92	@ Seattle	Chris Martin, 19-yard blocked punt return	W, 34-0
12/19/92	@ N.Y. Giants	Kevin Ross, 13-yard blocked punt return	W, 34-0
1/2/94	Seattle	Dale Carter, 46-yard punt return	W, 24-10
12/12/94	@ Miami	Dale Carter, 86-yard punt return	W, 24-14
9/3/95	@ Seattle	Tracy Rogers, blocked punt recovery in end zone	L, 21-35
10/9/95	San Diego	Albert Lewis, blocked punt recovery in end zone	W, 34-24
12/24/95	Seattle	Jon Vaughn, 91-yard kickoff return	L, 28-45
		Tamarick Vanover, 99-yard kickoff return	W, 34-10
		Tamarick Vanover, 86-yard punt return	W, 29-23 OT
		Tamarick Vanover, 89-yard kickoff return	W, 26-3

10/27/96	@ Denver	Tamarick Vanover 97-yard kickoff return	L, 7-34
9/14/97	Buffalo	Tamarick Vanover, 94-yard kickoff return	W, 22-16
11/23/97	@ Seattle	Safety, Team blocked punt out of end zone	W, 19-14
12/21/97	New Orleans	Tamarick Vanover, 82-yard punt return	W, 25-13
12/5/99	@ Denver	Tamarick Vanover, 80-yard punt return	W, 16-10
1/2/00	Oakland	Tamarick Vanover, 84-yard punt return	L, 38-41 OT
10/22/00	St. Louis	Michael Cloud, 6-yard blocked punt return	W, 54-34
10/14/01	Pittsburgh	Safety, Mikhael Ricks blocked punt out of end zone	L, 17-20
12/1/02	Arizona	Dante Hall, 90-yard punt return	W, 49-0
12/8/02	St. Louis	Dante Hall, 88-yard kickoff return	W, 49-10
9/14/03	Pittsburgh	Dante Hall, 86-yard punt return	W, 41-20
9/21/03	@ Houston	Dante Hall, 100-yard kickoff return	W, 42-14
9/28/03	@ Baltimore	Dante Hall, 97-yard kickoff return	W, 17-10
10/5/03	Denver	Dante Hall, 93-yard punt return	W, 24-23
11/28/04	San Diego	Dante Hall, 96-yard kickoff return	L, 31-34
12/19/04	Denver	Dante Hall, 97-yard kickoff return	W, 45-17
10/2/05	Philadelphia	Dante Hall, 96-yard kickoff return	L, 31-37
10/1/06	San Francisco	Dante Hall, 60-yard punt return	W, 41-0
12/31/06	Jacksonville	Bernard Pollard, blocked punt recovery in end zone	W, 35-30
11/11/07	Denver	Safety, Bernard Pollard, blocked punt out of end zone	L, 11-27
11/30/08	@ Oakland	Maurice Leggett, 67-yard fumble return on fake field goal	W, 20-13
9/13/09	@ Baltimore	Jon McGraw, blocked punt recovery in end zone	L, 24-38
11/22/09	Pittsburgh	Jamaal Charles, 97-yard kickoff return	W, 27-24 OT
12/20/09	Cleveland	Andy Studebaker, fumbled punt snap recovery in end zone	L, 34-41
9/13/10	San Diego	Dexter McCluster, 84-yard punt return	W, 21-14
10/14/12	@ Tampa Bay	Edgar Jones, 11-yard fumble return after blocked punt	L, 10-38
9/29/13	N.Y. Giants	Dexter McCluster, 94-yard punt return	W, 21-14
10/6/13	@ Tennessee	Marcus Cooper, fumble recovery in end zone after punt	W, 45-10
12/1/13	Denver	Knile Davis, 108-yard kickoff return	L, 28-35
12/8/13	@ Washington	Dexter McCluster, 74-yard punt return	W, 45-10
10/26/14	St. Louis	Quintin Demps, 95-yard kickoff return	W, 34-7
12/14/14	Oakland	Knile Davis, 99-yard kickoff return	W, 31-13
1/9/16	@ Houston	De'Anthony Thomas, 81-yard punt return	W, 30-0
9/25/16	N.Y. Jets	Knile Davis, 106-yard kick return	W, 24-3
11/27/16	Denver	Demetrius Harris, 27-yard fumble recovery	W, 30-27 OT
12/8/16	Oakland	Tyreek Hill, 86-yard kickoff return	W, 21-13
1/1/17	@ San Diego	Tyreek Hill, 78-yard punt return	W, 21-13
10/8/17	@ Houston	Tyreek Hill, 95-yard punt return	W, 37-27
9/9/18	@ L.A. Chargers	Tyreek Hill, 82-yard punt return	W, 42-34
12/29/19	L.A. Chargers	Tyreek Hill, 91-yard punt return	W, 38-28
10/25/20	@ Denver	Mecole Hardman, 104-yard kickoff return	W, 31-21
12/13/20	@ Miami	Byron Pringle, 102-yard kickoff return	W, 43-16
		Mecole Hardman, 67-yard punt return	W, 33-27

*Replacement Game
Notes: The Chiefs are 60-20-1 (.747) in games when producing a special teams score (TD or safety), 57-17-1 (.767) with a special teams touchdown and 3-3-0 (.500) with a special teams safety.

All-Time Shutouts

Date	Opponent	Score
9/25/60	L.A. Chargers	17-0
12/4/60	Houston	24-0
12/11/60	Boston	34-0
12/22/63	N.Y. Jets	48-0
9/24/67	@ Miami	24-0
10/8/67	Miami	41-0
9/21/69	@ Boston	31-0
10/12/69	Houston	24-0
12/6/70	Denver	16-0
11/4/73	@ San Diego	19-0
11/26/78	San Diego	23-0
9/2/79	Baltimore	14-0
10/11/81	Oakland	27-0
11/26/89	Houston	34-0
9/30/90	Cleveland	34-0
12/7/97	Oakland	30-0
10/31/99	San Diego	34-0
12/1/02	Arizona	49-0
10/1/06	San Francisco	41-0
10/23/11	@ Oakland	28-0

All-Time Opponent Shutouts

Date	Opponent	Score
12/1/63	@ N.Y. Jets	0-17
11/7/76	Pittsburgh	0-45
12/16/79	@ Tampa Bay	0-3



SUPERLATIVES

9/23/84	@ Denver	0-21
11/4/84	@ Seattle	0-45
9/22/85	@ Miami	0-31
10/20/85	@ L.A. Rams	0-16
*10/11/87	@ Miami	0-42
9/12/93	@ Houston	0-30
9/25/94	L.A. Rams	0-16
12/28/02	@ Oakland	0-24
10/5/08	@ Carolina	0-34
12/12/10	@ San Diego	0-31
12/16/12	@ Oakland	0-15

Notes: The Chiefs have produced 20 all-time shutouts, including 16 at home and nine at GEHA Field at Arrowhead Stadium. Kansas City has been shutout at home only twice.
* Replacement Game

All-Time Two-Point Conversions

Date	Opponent	Two-Point Play	Result
11/24/60	@ N.Y. Titans	Curley Johnson pass from Hunter Enis	L, 35-41
9/24/61	@ Oakland	Jack Spikes run	W, 42-35
10/1/61	Houston	Bo Dickinson pass from Randy Duncan	W, 26-21
11/26/61	Oakland	Bo Dickinson pass from Randy Duncan	W, 43-11
9/22/63	@ Buffalo	Chris Burford pass from Len Dawson	T, 27-27
12/13/64	@ San Diego	Curtis McClinton pass from Len Dawson	W, 49-6
10/24/65	@ Houston	Jerrel Wilson pass from Len Dawson	L, 36-38
12/12/65	@ Buffalo	Pete Beathard run Reg Carolan pass from Len Dawson	L, 25-34
9/18/66	@ Oakland	Fred Arbanas pass from Len Dawson	W, 32-10
11/13/66	Miami	Jerrel Wilson pass from Len Dawson	W, 34-16
9/9/67	@ Houston	Reg Carolan pass from Len Dawson	W, 25-20
11/5/67	N.Y. Jets	Curtis McClinton pass from Len Dawson	W, 42-18
9/11/94	San Francisco	J.J. Birden pass from Joe Montana	W, 24-17
10/23/94	Seattle	Marcus Allen run	W, 38-23
12/4/94	Denver	Willie Davis pass from Steve Bono	L, 17-20 OT
10/26/97	@ St. Louis	Tamarick Vanover pass from Elvis Grbac	W, 28-20
10/14/01	Pittsburgh	Tony Gonzalez pass from Elvis Grbac Tony Gonzalez pass from Trent Green	L, 17-20
10/25/01	Indianapolis	Trent Green run	L, 28-35
1/6/02	@ Seattle	Eddie Kennison pass from Trent Green	L, 18-21
11/24/02	@ Seattle	Trent Green run	L, 32-39
11/28/04	San Diego	Eddie Kennison pass from Trent Green	L, 31-34
10/16/05	Washington	Marc Boerigter pass from Trent Green	W, 28-21
10/29/06	Seattle	Tony Gonzalez pass from Damon Huard	W, 35-28
11/4/07	Green Bay	Priest Holmes run	L, 22-33
9/14/08	Oakland	Mike Cox pass from Tyler Thigpen	L, 8-23
11/8/09	@ Jacksonville	Jamaal Charles pass from Matt Cassel	L, 21-24
9/28/15	@ Green Bay	Travis Kelce pass from Alex Smith	L, 38-28
12/6/15	@ Oakland	Travis Kelce pass from Alex Smith	W, 34-20
11/13/16	@ Carolina	Travis Kelce pass from Alex Smith	W, 20-17
11/27/16	@ Denver	Demetrius Harris from Alex Smith	W, 30-27
12/23/18	@ Seattle	Patrick Mahomes run	L, 31-38
12/15/19	Denver	Sammy Watkins pass from Patrick Mahomes	W, 23-3
9/20/20	@ L.A. Chargers	Mecole Hardman pass from Patrick Mahomes	W, 23-20 OT
10/11/20	Las Vegas	Darrel Williams pass from Patrick Mahomes	L, 32-40
12/20/20	@ New Orleans	Travis Kelce pass from Patrick Mahomes	W, 32-29
12/16/21	@ L.A. Chargers	Clyde Edwards-Helaire pass from Patrick Mahomes	W, 34-28 OT
1/8/22	@ Denver	Patrick Mahomes run	W, 28-24
9/25/22	@ Indianapolis	Travis Kelce pass from Patrick Mahomes	L, 17-20
11/6/22	Tennessee	Patrick Mahomes run	W, 20-17 OT
12/18/22	@ Houston	Jerick McKinnon pass from Patrick Mahomes	W, 30-24 OT

Year-By-Year Two Point Conversions/Attempts

1960	1/2
1961	3/4
1962	0/1
1963	1/2
1964	1/3
1965	3/3
1966	2/3
1967	2/3
1968	0/0
1969	0/2
1994	3/4
1995	0/3

1996	0/1
1997	2/6
1998	0/1
1999	0/2
2000	0/4
2001	3/6
2002	1/3
2003	0/3
2004	1/2
2005	1/1
2006	1/1
2007	1/3
2008	1/4
2009	1/2
2010	0/2
2011	0/0
2012	0/1
2013	0/0
2014	0/1
2015	2/4
2016	2/2
2017	0/2
2018	1/1
2019	1/2
2020	3/3
2021	2/3
2022	3/5
2023	0/1
TOTAL CONVERSIONS	42
TOTAL ATTEMPTS	96
CONVERSION PERCENTAGE	.438

Triple Threat Chiefs

16 players in Chiefs history have scored a touchdown at least three different ways

Player	5 Different Touchdown Plays	Total TDs
Johnny Robinson	9 receiving, 6 rushing, 1 FR, 1 PR, 1 INT	18
Tyreek Hill	56 receiving, 6 rushing, 4 PRs, 1 KOR	67
Abner Haynes	39 rushing, 17 receiving, 1 KOR, 1 fumble recovery	58
Mecole Hardman	16 receiving, 2 rushing, 1 KOR, 1 PR	20
Kevin Ross	2 INTs, 1 blocked FG return, 1 FR, 1 blocked punt	5
Travis Kelce	74 receiving, 2 rushing, 1 FR	77
Jamaal Charles	43 rushing, 20 receiving, 1 KOR	64
Mike Garrett	24 rushing, 7 receiving, 1 PR	32
Dante Hall	9 receiving, 5 PRs, 6 KORs	20
Knile Davis	11 rushing, 1 receiving, 2 KOR	14
Tamarick Vanover	4 PRs, 4 KORs, 3 receiving	11
Bobby Bell	6 INTs, 2 FRs, 1 KOR	9
Dexter McCluster	5 receiving, 1 rushing, 3 PRs	9
Paul Palmer	4 receiving, 2 rushing, 2 KORs	8
De'Anthony Thomas	4 receiving, 2 rushing, 1 PR	7
Dale Carter	2 PRs, 1 INT, 1 receiving	4

Key: FR - Fumble return; INT - Interception return; KOR - Kickoff return; PR - Punt return
Seven players in Chiefs history have a rushing and a receiving TD and have also thrown a TD pass

Player	Rushing	Receiving	Passing	Total TDs Responsible For
Larry Johnson	55	6	1	62
Marcus Allen	44	3	2	49
Curtis McClinton	18	14	1	33
Mike Garrett	24	7	1	32
Tyler Thigpen	3	1	18	22
Bert Coan	15	4	1	20
Jerick McKinnon	2	14	1	17

All-Time Offensive Return Scores

Date	Opponent	Offensive Score	Result
11/15/64	San Diego	Abner Haynes, fumble recovery in end zone*	L, 14-28
10/29/72	@ San Diego	Robert West, fumble recovery in end zone	W, 26-14
10/12/75	Oakland	Mike Livingston, 1-yard fumble return	W, 42-10
11/18/79	@ Oakland	Tony Samuels, fumble recovery in end zone	W, 24-21
9/7/86	Cincinnati	Walt Arnold, fumble recovery in end zone	W, 24-14
11/9/97	@ Jacksonville	Danan Hughes, 7-yard fumble return**	L, 10-24
12/28/14	San Diego	Travis Kelce, fumble recovery in end zone	W, 19-7

*Kansas City QB Len Dawson's pass was intercepted by San Diego CB Dick Westmoreland. Westmoreland subsequently fumbled and Haynes recovered the ball in the end zone for a TD.

**Kansas City QB Rich Gannon's pass was intercepted by Jacksonville S Chris Hudson. WR Andre Rison subsequently stripped the ball from Hudson and Hughes returned the ball for a seven-yard TD.

All-Time Opponent Offensive Return Scores

Date	Opponent	Offensive Score	Result
9/21/75	@ Denver	Jack Dolbin, 2-yard fumble return	L, 33-37
10/9/83	L.A. Raiders	Marcus Allen, fumble recovery in end zone	L, 20-21



SUPERLATIVES

All-Time Defensive Two-Point Return Scores (Non-Safety)

Date	Opponent	Offensive Score	Result
12/4/16	@ Atlanta	Eric Berry, INT on two-point conversion attempt	W, 29-28
12/1/19	Oakland	C. Ward, T. Kpassagnon blocked PAT attempt	W, 40-9

YEAR-BY-YEAR LEADERS

Rushing

Year	Player	No.	Yds.	Avg.	LG	TD
1960*	Abner Haynes	156	875	5.6	67	9
1961	Abner Haynes	179	841	4.7	59	9
1962	Abner Haynes	221	1049	4.8	71	13
1963	Curtis McClinton	142	568	4.0	36	3
1964	Abner Haynes	137	713	5.2	80	4
1965	Curtis McClinton	175	661	3.8	48	6
1966	Mike Garrett	147	801	5.4	77	6
1967	Mike Garrett	236	1087	4.6	58	9
1968	Robert Holmes	174	866	5.0	76t	7
1969	Mike Garrett	168	732	4.4	34t	6
1970	Ed Podolak	168	749	4.5	65t	3
1971	Ed Podolak	184	708	3.8	25	9
1972	Ed Podolak	171	615	3.6	30	4
1973	Ed Podolak	210	721	3.4	25	3
1974	Woody Green	135	509	3.8	43	3
1975	Woody Green	167	611	3.7	42	5
1976	MacArthur Lane	162	542	3.3	20	5
1977	Ed Podolak	133	550	4.1	41	5
1978	Tony Reed	206	1053	5.1	62t	5
1979	Ted McKnight	153	755	4.9	84t	8
1980	Ted McKnight	206	693	3.4	25	3
1981	Joe Delaney	234	1121	4.8	82t	3
1982	Joe Delaney	95	380	4.0	36	0
1983	Billy Jackson	152	499	3.3	19	2
1984	Herman Heard	165	684	4.1	69	4
1985	Herman Heard	164	595	3.6	33	4
1986	Mike Pruitt	139	448	3.2	16	2
1987	Christian Okoye	157	660	4.2	43t	3
1988	Christian Okoye	105	473	4.5	48	3
1989*	Christian Okoye	370	1480	4.0	59	12
1990	Barry Word	204	1015	5.0	53t	4
1991	Christian Okoye	225	1031	4.6	48	9
1992	Barry Word	163	607	3.7	44t	12
1993	Marcus Allen	206	764	3.7	39	12
1994	Marcus Allen	189	709	3.8	36t	7
1995	Marcus Allen	207	890	4.3	38	5
1996	Marcus Allen	206	830	4.0	35	9
1997	Greg Hill	157	550	3.5	38	0
1998	Donnell Bennett	148	527	3.6	26	5
1999	Donnell Bennett	161	627	3.9	44	8
2000	Tony Richardson	147	697	4.7	33	3
2001	Priest Holmes	327	1555	4.8	41	8
2002	Priest Holmes	313	1615	5.2	56	21
2003	Priest Holmes	320	1420	4.4	31t	27
2004	Priest Holmes	196	892	4.6	33t	14
2005	Larry Johnson	336	1750	5.2	49t	20
2006	Larry Johnson	416	1789	4.3	47	17
2007	Larry Johnson	158	559	3.5	54	3
2008	Larry Johnson	193	874	4.5	65	5
2009	Jamaal Charles	190	1120	5.9	76t	7
2010	Jamaal Charles	230	1467	6.4	80	5
2011	Jackie Battle	149	597	4.0	34	2
2012	Jamaal Charles	285	1509	5.3	91t	5
2013	Jamaal Charles	259	1287	5.0	46	12
2014	Jamaal Charles	206	1033	5.0	63t	9
2015	Charcandrick West	160	634	4.0	38t	4
2016	Spencer Ware	214	921	4.3	46	3
2017	Kareem Hunt	272	1327	4.9	69t	8
2018	Kareem Hunt	181	824	4.6	45	7
2019	Damien Williams	111	498	4.5	91t	5
2020	Clyde Edwards-Helaire	181	803	4.4	31	4
2021	Darrel Williams	144	558	3.9	21	6
2022	Isiah Pacheco	170	830	4.9	31	5
2023	Isiah Pacheco	205	935	4.6	48t	7

Passing

Year	Player	Att.-Comp.	Yds.	Pct.	TD	Int	Rate
1960	Cotton Davidson	379-179	2474	.472	15	16	64.2
1961	Cotton Davidson	330-151	2445	.458	17	23	59.2
1962*	Len Dawson	310-189	2759	.610	29	17	98.3
1963	Len Dawson	352-190	1389	.540	26	19	77.5
1964*	Len Dawson	354-199	2879	.562	30	18	89.9
1965	Len Dawson	305-163	2262	.534	21	14	81.3
1966*	Len Dawson	284-159	2527	.560	26	10	101.7
1967	Len Dawson	357-206	2651	.577	24	17	83.7
1968*	Len Dawson	224-131	2109	.585	17	9	98.6
1969	Len Dawson	166-98	1323	.590	9	13	69.9
1970	Len Dawson	262-141	1876	.538	13	14	71.0
1971	Len Dawson	301-167	2504	.552	15	13	81.6
1972	Len Dawson	305-175	1835	.574	13	12	72.8
1973	Mike Livingston	145-75	916	.517	6	7	65.2
1974	Len Dawson	235-138	1573	.587	7	13	65.8

1975	Len Dawson	140-93	1095	.664	5	4	90.0
1976	Mike Livingston	338-189	2682	.559	12	13	77.6
1977	Mike Livingston	282-143	1823	.507	9	15	59.8
1978	Mike Livingston	290-159	1573	.548	5	13	57.4
1979	Steve Fuller	270-146	1484	.541	6	14	55.8
1980	Steve Fuller	320-193	2250	.603	10	12	76.4
1981	Bill Kenney	274-147	1983	.536	9	16	63.6
1982	Bill Kenney	169-95	1192	.562	7	6	77.3
1983	Bill Kenney	603-346	4348	.574	24	18	80.8
1984	Bill Kenney	282-151	2098	.535	15	10	80.7
1985	Bill Kenney	338-181	2536	.536	17	9	83.6
1986	Bill Kenney	308-161	1922	.523	13	11	70.8
1987	Bill Kenney	273-154	2107	.564	15	9	85.8
1988	Steve DeBerg	414-224	2935	.541	16	16	73.5
1989	Steve DeBerg	324-196	2529	.605	11	16	75.8
1990	Steve DeBerg	444-258	3444	.581	23	4	96.3
1991	Steve DeBerg	434-256	2965	.590	17	14	79.3
1992	Dave Krieg	413-230	3115	.557	15	12	79.9
1993	Joe Montana	298-181	2144	.607	13	7	87.4
1994	Joe Montana	493-299	3283	.606	16	9	83.6
1995	Steve Bono	520-293	3121	.563	21	10	79.5
1996	Steve Bono	438-235	2572	.537	12	13	68.0
1997	Elvis Grbac	314-179	1943	.570	11	6	79.1
1998	Rich Gannon	352-206	2305	.582	10	6	80.1
1999	Elvis Grbac	499-294	3389	.589	22	15	81.7
2000	Elvis Grbac	547-326	4169	.588	28	14	89.9
2001	Trent Green	523-296	3783	.566	17	24	71.1
2002	Trent Green	470-287	3690	.611	26	13	92.6
2003	Trent Green	523-330	4039	.631	24	12	92.6
2004	Trent Green	556-369	4591	.664	27	17	95.2
2005	Trent Green	507-317	4014	.625	17	10	90.1
2006	Damon Huard	244-148	1878	.607	11	1	98.0
2007	Damon Huard	332-206	2257	.620	11	13	76.8
2008	Tyler Thigpen	420-230	2608	.548	18	12	76.0
2009	Matt Cassel	493-271	2924	.550	16	16	69.9
2010	Matt Cassel	450-262	3116	.582	27	7	93.0
2011	Matt Cassel	269-160	1713	.595	10	9	76.6
2012	Matt Cassel	277-161	1796	.581	6	12	66.7
2013	Alex Smith	508-308	3313	.606	23	7	89.1
2014	Alex Smith	464-303	3265	.653	18	6	93.4
2015	Alex Smith	470-307	3486	.653	20	7	95.4
2016	Alex Smith	489-328	3502	.671	15	8	91.2
2017	Alex Smith	505-341	4042	.675	26	5	104.7
2018	Patrick Mahomes	580-383	5097	.660	52	12	113.8
2019	Patrick Mahomes	484-319	4031	.659	26	5	105.3
2020	Patrick Mahomes	588-390	4740	.663	38	6	108.2
2021	Patrick Mahomes	658-436	4839	.663	37	13	98.5
2022	Patrick Mahomes	648-435	5250	.671	41	12	105.2
2023	Patrick Mahomes	597-401	4183	.672	27	14	92.6

Pass Receiving

Year	Player	No.	Yds.	Avg.	LG	TD
1960	Abner Haynes	55	576	10.5	34	3
1961	Chris Burford	51	850	16.7	54	5
1962	Chris Burford	45	645	14.3	49	12
1963	Chris Burford	68	824	12.1	69	9
1964	Frank Jackson	62	943	15.2	72	9
1965	Chris Burford	47	575	12.2	57	6
1966	Otis Taylor	58	1297	22.4	89	8
1967	Otis Taylor	59	958	16.2	71t	11
1968	Mike Garrett	33	359	10.9	43t	3
1969	Mike Garrett	43	432	10.0	41	2
1970	Otis Taylor	34	618	18.2	59t	3
1971	Otis Taylor	57	1110	19.5	82	7
1972	Otis Taylor	57	821	14.4	44	6
1973	Ed Podolak	55	445	8.1	25	0
1974	Ed Podolak	43	306	7.1	26	1
1975	Ed Podolak	37	332	9.0	21	2
1976*	MacArthur Lane	66	686	10.4	44	1
1977	Walter White	48	674	14.0	48t	5
1978	Tony Reed	48	483	10.1	44	1
1979	Ted McKnight	38	226	5.9	24	0
1980	Henry Marshall	47	799	17.0	75t	6
1981	J.T. Smith	63	852	13.5	42	2
1982	Henry Marshall	40	549	13.7	44t	3
1983	Carlos Carson	80	1351	16.9	50t	7
1984	Henry Marshall	62	912	14.7	37	4
1985	Carlos Carson	47	843	17.9	37t	4
1986	Stephone Paige	52	829	15.9	51	11
1987	Carlos Carson	55	1044	19.0	81t	7
1988	Stephone Paige	61	902	14.8	49	7
1989	Stephone Paige	44	759	17.3	50	2
1990	Stephone Paige	65	1021	15.7	86t	5
1991	Robb Thomas	43	495	11.5	39	1
1992	Todd McNair	44	380	8.6	36	1
1993	Willie Davis	52	909	17.5	66t	7
1994	Kimble Anders	67	525	7.8	30	1
1995	Kimble Anders	55	349	6.3	28	1
1996	Kimble Anders	60	529	8.8	45	2
1997	Andre Rison	72	1092	15.2	45	7
1998	Kimble Anders	64	462	7.2	29	2
1999	Tony Gonzalez	76	849	11.2	73t	11
2000	Tony Gonzalez	93	1203	12.9	39	9
2001	Tony Gonzalez	73	917	12.6	36	6
2002	Priest Holmes	70	672	9.6	64t	3
2003	Priest Holmes	74	690	9.3	36	0
2004*	Tony Gonzalez	102	1258	12.3	32	7

SUPERLATIVES

2005	Tony Gonzalez	78	905	11.6	39	2
2006	Tony Gonzalez	73	900	12.3	57	5
2007	Tony Gonzalez	99	1172	11.8	31	5
2008	Tony Gonzalez	96	1058	11.0	35	10
2009	Dwayne Bowe	47	589	12.5	41	4
2010	Dwayne Bowe	72	1162	16.1	75t	15
2011	Dwayne Bowe	81	1159	14.3	52t	5
2012	Dwayne Bowe	59	801	13.6	47	3
2013	Jamaal Charles	70	693	9.9	71t	7
2014	Travis Kelce	67	862	12.9	34	5
2015	Jeremy Maclin	87	1088	12.5	61	8
2016	Travis Kelce	85	1125	13.2	80t	4
2017	Tyreek Hill	75	1183	15.8	79t	7
2018	Tyreek Hill	87	1479	17.0	75t	12
2019	Travis Kelce	97	1229	12.7	47	5
2020	Travis Kelce	105	1416	13.5	45	11
2021	Tyreek Hill	111	1239	11.2	75t	9
2022	Travis Kelce	110	1338	12.2	52	12
2023	Travis Kelce	93	984	10.6	53	5

Interceptions

Year	Player	No.	Yds.	Avg.	TD
1960	David Webster	6	156	26.0	2
1961	David Webster	5	50	10.0	0
1962	Bobby Hunt	8	101	12.7	0
1963	Bobby Hunt	6	228	38.0	0
1964	Bobby Hunt	7	133	19.0	1
	Dave Grayson	7	187	26.7	0
1965	Fred Williamson	6	89	14.8	0
1966*	Johnny Robinson	10	136	13.6	1
	Bobby Hunt	10	113	11.3	0
1967	Fletcher Smith	6	150	25.0	0
1968	Johnny Robinson	6	40	6.7	0
1969*	Emmitt Thomas	9	146	16.2	1
1970*	Johnny Robinson	10	155	15.5	0
1971	Emmitt Thomas	8	145	18.1	1
1972*	Mike Sensibaugh	8	65	8.1	0
1973	Emmitt Thomas	3	65	21.7	0
	Mike Sensibaugh	3	58	19.3	0
	Willie Lanier	3	47	15.7	1
	Jim Kearney	3	30	10.0	0
1974*	Emmitt Thomas	12	214	17.8	2
1975	Emmitt Thomas	6	119	19.8	0
1976	Kerry Reardon	5	26	5.2	0
1977	Gary Barbaro	8	165	20.6	1
1978	Tim Gray	6	118	19.7	0
1979	Gary Barbaro	7	142	20.3	1
1980	Gary Barbaro	10	163	16.3	0
1981	Eric Harris	7	109	15.6	0
1982	Eric Harris	3	66	22.0	1
	Gary Barbaro	3	48	16.0	1
1983	Deron Cherry	7	100	14.3	0
1984	Deron Cherry	7	140	20.0	0
1985	Albert Lewis	8	59	7.4	0
1986*	Deron Cherry	9	150	16.7	0
1987	Deron Cherry	3	58	19.3	0
1988	Deron Cherry	7	51	7.3	0
1989	Albert Lewis	4	37	9.3	0
	Kevin Ross	4	29	7.3	0
1990	Kevin Ross	5	97	19.4	0
1991	Deron Cherry	4	31	7.8	0
1992	Dale Carter	7	65	9.3	1
1993	Albert Lewis	6	61	10.2	0
1994	Charles Mincy	3	49	16.3	0
1995	Dale Carter	4	45	11.3	0
1996	Mark Collins	6	45	7.5	0
1997*	Mark McMillian	8	274	34.3	3
1998	James Hasty	4	42	10.5	0
1999	James Hasty	7	98	14.0	2
2000	James Hasty	4	53	13.3	0
2001	Eric Warfield	4	61	15.3	1
2002	Greg Wesley	6	170	28.3	0
2003	Greg Wesley	6	63	10.5	0
	Dexter McCleon	6	-3	-0.5	0
2004	Greg Wesley	4	92	23.0	0
	Eric Warfield	4	49	12.3	1
2005	Greg Wesley	6	106	17.7	0
2006	Ty Law	4	11	2.8	0
2007	Jarrad Page	3	37	12.3	0
2008	Jarrad Page	4	2	0.5	0
2009	Brandon Flowers	5	38	7.6	0
2010	Eric Berry	4	102	25.5	1
2011	Brandon Flowers	4	95	23.8	1
	Brandon Carr	4	17	4.3	0
2012	Brandon Flowers	3	28	9.3	0
2013	Quintin Demps	4	61	15.3	0
2014	Kurt Coleman	3	12	4.0	0
2015	Marcus Peters	8	280	35.0	2
2016	Marcus Peters	6	63	10.5	0
2017	Marcus Peters	5	137	27.4	0
2018	Steven Nelson	4	53	13.3	0
2019	Tyrann Mathieu	4	70	17.5	0
2020	Tyrann Mathieu	6	70	11.7	1
2021	Tyrann Mathieu	3	56	18.7	1
2022	L'Jarius Sneed	3	57	19.0	0
	Juan Thornhill	3	0	0.0	0
2023	L'Jarius Sneed	2	4	2.0	0

Sacks

Year	Player	Sacks/Yds
1974	Marvin Upshaw	9.5/49.0
1975	Wilbur Young	9.5/73.0
1976	Lawrence Estes	5.0/52.0
1977	Wilbur Young	5.5/51.5
1978	Art Still	8.5/59.0
1979	Art Still	8.5/63.5
1980	Art Still	4.5/115.0
1981	Ken Kremer	8.0/57.5
1982	Art Still	4.0/34.0
1983	Mike Bell	10.0/62.0
1984	Art Still	14.5/86.0
1985	Bill Maas	7.0/51.0
1986	Art Still	10.5/77.0
1987	Mike Bell	6.5/44.0
1988	Bill Maas	4.0/34.0
1989	Derrick Thomas	10.0/95.5
1990	*Derrick Thomas	20.0/150.0
1991	Derrick Thomas	13.5/112.0
1992	Neil Smith	14.5/114.5
	Derrick Thomas	14.5/113.0
1993*	Neil Smith	15.0/127.0
1994	Neil Smith	11.5/89.0
1995	Neil Smith	12.0/84.0
1996	Derrick Thomas	13.0/109.0
1997	Dan Williams	10.5/58.0
1998	Derrick Thomas	12.0/79.0
1999	Derrick Thomas	7.0/65.0
2000	Eric Hicks	14.0/73.0
2001	Duane Clemons	7.0/68.5
2002	Eric Hicks	9.0/69.5
2003	Vonnie Holliday	5.5/50.0
2004	Jared Allen	9.0/47.0
2005	Jared Allen	11.0/65.0
2006	Tamba Hali	8.0/48.0
2007*	Jared Allen	15.5/111.0
2008	Tamba Hali	3.0/23.0
2009	Tamba Hali	8.5/45.5
2010	Tamba Hali	14.5/91.5
2011	Tamba Hali	12.0/80.0
2012	Justin Houston	10.0/69.0
2013	Tamba Hali	11.0/78.5
	Justin Houston	11.0/75.0
2014	Justin Houston	22.0/60.0
2015	Justin Houston	7.5/54
2016	Dee Ford	10.0/53.0
2017	Justin Houston	9.5/54.0
2018	Chris Jones	15.5/122.0
2019	Chris Jones	9.0/75.0
2020	Chris Jones	7.5/28.0
2021	Chris Jones	9.0/65.5
2022	Chris Jones	15.5/105.5
2023	Chris Jones	10.5/71.5
	George Karlaftis	10.5/55.5

Note: Sacks became recognized as an official NFL statistic in 1982. The Chiefs began recording sacks in 1974.

Tackles

Year	Player	Tackles
1977	Willie Lanier	132 (88 solo)
1978	Gary Spani	144 (102 solo)
1979	Gary Spani	157 (115 solo)
1980	Gary Spani	149 (96 solo)
1981	Gary Spani	153 (104 solo)
1982	Art Still	68 (44 solo)
1983	Jerry Blanton	136 (83 solo)
1984	Art Still	131 (107 solo)
1985	Deron Cherry	134 (85 solo)
1986	Dino Hackett	140 (78 solo)
1987	Dino Hackett	103 (74 solo)
1988	Deron Cherry	151 (90 solo)
1989	Deron Cherry	87 (45 solo)
1990	Dino Hackett	95 (53 solo)
1991	Deron Cherry	116 (59 solo)
1992	Tracy Simien	97 (56 solo)
1993	Tracy Simien	105 (68 solo)
1994	Tracy Simien	99 (65 solo)
1995	Tracy Simien	106 (75 solo)
1996	Mark Collins	119 (94 solo)
1997	Reggie Tongue	142 (91 solo)
1998	Donnie Edwards	151 (97 solo)
1999	Donnie Edwards	143 (105 solo)
2000	Donnie Edwards	151 (119 solo)
2001	Donnie Edwards	147 (112 solo)
2002	Mike Maslowski	162 (109 solo)
2003	Scott Fujita	151 (110 solo)
2004	Scott Fujita	112 (71 solo)
2005	Kawika Mitchell	135 (100 solo)
2006	Kawika Mitchell	118 (88 solo)
2007	Napoleon Harris	123 (97 solo)
2008	Bernard Pollard	98 (78 solo)
2009	Demorrio Williams	142 (90 solo)
2010	Derrick Johnson	147 (107 solo)
2011	Derrick Johnson	179 (131 solo)
2012	Derrick Johnson	125 (110 solo)



SUPERLATIVES

2013	Derrick Johnson	107 (95 solo)
2014	Josh Mauga	103 (82 solo)
2015	Derrick Johnson	126 (100 solo)
2016	Derrick Johnson	90 (70 solo)
2017	Daniel Sorensen	88 (66 solo)
2018	Anthony Hitchens	135 (81 solo)
2019	Anthony Hitchens	88 (51 solo)
2020	Daniel Sorensen	91 (68 solo)
2021	Nick Bolton	112 (70 solo)
2022	Nick Bolton	180 (108 solo)
2023	Justin Reid	95 (74 solo)

Note: The Chiefs began recording tackle totals in 1977.

Special Teams Tackles

Year	Player	Tackles
1982	Al Steinfeld	18 (13 solo)
1983	Albert Lewis	27 (23 solo)
1984	Ken Jolly	28 (19 solo)
1985	Walt Arnold	20 (12 solo)
1986	Sherman Cocroft	22 (21 solo)
1987	Tim Cofield	19 (10 solo)
1988	Angelo Snipes	26 (17 solo)
1989	Rob McGovern	24 (18 solo)
1990	Todd McNair	27 (22 solo)
1991	Tim Barnett	15 (12 solo)
1992	Bennie Thompson	27 (20 solo)
1993	Fred Jones	14 (14 solo)
	Todd McNair	14 (11 solo)
	Bennie Thompson	14 (11 solo)
1994	Greg Manuskus	23 (22 solo)
1995	Greg Manuskus	23 (18 solo)
	Tracy Rogers	23 (15 solo)
1996	Greg Manuskus	26 (20 solo)
1997	Greg Manuskus	25 (20 solo)
1998	Greg Manuskus	23 (14 solo)
1999	Greg Manuskus	27 (19 solo)
2000	Mike Maslowski	25 (20 solo)
2001	Gary Stills	18 (14 solo)
2002	Gary Stills	34 (25 solo)
2003	Gary Stills	29 (24 solo)
2004	Gary Stills	25 (19 solo)
2005	Rich Scanlon	29 (20 solo)
2006	Kris Griffin	22 (14 solo)
2007	Nate Harris	20 (10 solo)
2008	Jon McGraw	23 (19 solo)
2009	Jovan Belcher	17 (16 solo)
2010	Terrance Copper	19 (14 solo)
2011	Cory Greenwood	15 (10 solo)
2012	Edgar Jones	7 (7 solo)
2013	Anthony Sherman	11 (10 solo)
2014	Anthony Sherman	13 (13 solo)
2015	Frank Zombo	9 (8 solo)
2016	D.J. Alexander	12 (9 solo)
2017	Eric Murray	6 (5 solo)
	Kevin Pierre-Louis	6 (6 solo)
	Frank Zombo	6 (6 solo)
2018	Charvarius Ward	12 (9 solo)
2019	Armani Watts	10 (8 solo)
2020	Dorian O'Daniel	7 (5 solo)
2021	Marcus Kemp	10 (8 solo)
2022	Jack Cochrane	9 (5 solo)
2023	Chamarri Conner	8 (7 solo)
	Leo Chenal	8 (5 solo)

Punting

Year	Player	No.	Yds.	Avg.	I20	LG
1960	C. Davidson	58	2287	39.4	—	66
1961	C. Davidson	62	2479	40.0	—	62
1962	Eddie Wilson	48	1681	35.0	—	52
1963	Jerrel Wilson	61	2628	43.1	—	72
1964	Jerrel Wilson	78	3326	42.6	—	70
1965*	Jerrel Wilson	69	3132	45.4	—	64
1966	Jerrel Wilson	62	2715	43.8	—	69
1967	Jerrel Wilson	41	1739	42.4	—	59
1968*	Jerrel Wilson	63	2841	45.1	—	70
1969	Jerrel Wilson	68	3022	44.4	—	62
1970	Jerrel Wilson	76	3415	44.9	—	68
1971	Jerrel Wilson	64	2864	44.8	—	68
1972*	Jerrel Wilson	66	2960	44.8	—	69
1973*	Jerrel Wilson	80	3642	45.5	—	68
1974	Jerrel Wilson	83	3462	41.7	—	64
1975	Jerrel Wilson	54	2233	41.4	—	64
1976	Jerrel Wilson	65	2729	42.0	14	62
1977	Jerrel Wilson	88	3510	39.9	11	59
1978	Z. Andrusyshyn	79	3247	41.1	18	61
1979*	Bob Grupp	89	3883	43.6	23	74
1980	Bob Grupp	84	3317	39.5	23	57
1981	Bob Grupp	41	1556	38.0	5	57
1982	Jeff Gossett	33	1366	41.4	6	56
1983	Jim Arnold	93	3710	39.9	21	64
1984	Jim Arnold	98	4397	44.9	22	63
1985	Jim Arnold	93	3827	41.2	15	62
1986	Lewis Colbert	99	4033	40.7	23	56
1987	K. Goodburn	59	2412	40.9	13	55
1988	K. Goodburn	76	3059	40.3	10	59
1989	K. Goodburn	67	2688	40.1	25	54

1990	Bryan Barker	64	2479	38.7	16	56
1991	Bryan Barker	57	2303	40.4	11	57
1992	Bryan Barker	75	3245	43.3	16	65
1993	Bryan Barker	76	3240	42.6	19	59
1994	Louie Aguiar	85	3582	42.1	15	61
1995	Louie Aguiar	91	3990	43.8	29	65
1996	Louie Aguiar	88	3667	41.7	25	68
1997	Louie Aguiar	82	3465	42.3	28	65
1998	Louie Aguiar	75	3226	43.0	20	59
1999	Daniel Pope	101	4218	41.8	20	64
2000	Todd Sauerbrun	82	3656	44.6	28	68
2001	Dan Stryzinski	73	2976	40.8	27	76
2002	Dan Stryzinski	64	2422	37.8	15	56
2003	Jason Baker	80	3156	39.5	21	68
2004	Steve Cheek	42	1643	39.1	8	55
2005	Dustin Colquitt	65	2564	39.4	27	62
2006	Dustin Colquitt	71	3145	44.3	23	72
2007	Dustin Colquitt	95	4322	45.5	27	81
2008	Dustin Colquitt	70	3110	44.4	27	73
2009	Dustin Colquitt	96	4361	45.4	41	70
2010	Dustin Colquitt	88	3908	44.4	33	72
2011	Dustin Colquitt	89	4084	45.9	27	68
2012	Dustin Colquitt	83	3887	46.8	45	71
2013	Dustin Colquitt	87	4005	46.0	35	65
2014	Dustin Colquitt	71	3164	44.6	31	69
2015	Dustin Colquitt	75	3333	44.4	37	62
2016	Dustin Colquitt	76	3427	45.1	38	64
2017	Dustin Colquitt	65	2936	45.2	29	77
2018	Dustin Colquitt	45	2021	44.9	21	67
2019	Dustin Colquitt	48	2126	44.3	21	68
2020	Tommy Towensend	52	2339	45.0	20	67
2021	Tommy Towensend	37	1746	47.2	20	68
2022	Tommy Towensend	53	2672	50.4	22	76
2023	Tommy Towensend	59	2776	47.1	20	68

Punt Returns

Year	Player	No.	Yds.	Avg.	LG	TD
1960	Abner Haynes	14	215	15.4	46	0
1961	Abner Haynes	19	196	10.3	44	0
1962	Frank Jackson	11	117	10.6	39	0
1963	Frank Jackson	11	95	8.6	39	0
1964	Willie Mitchell	18	160	8.9	36	0
1965	Willie Mitchell	19	242	12.7	71	1
1966	Mike Garrett	17	139	8.2	79	1
1967	Noland Smith	26	212	8.2	59	0
1968*	Noland Smith	18	270	15.0	80t	1
1969	Noland Smith	9	107	11.9	64	0
1970*	Ed Podolak	23	311	13.5	60	0
1971	Ed Podolak	14	84	6.0	23	0
1972	Larry Marshall	18	103	5.7	29	0
1973	Larry Marshall	29	180	6.2	31	0
1974	Ed Podolak	15	134	8.9	54	0
1975	Charlie Thomas	12	112	9.3	34	0
1976	Larry Brunson	31	387	12.5	48	0
1977	Gary Green	14	115	8.2	18	0
1978	Eddie Payton	32	364	11.4	39	0
1979	J.T. Smith	58	612	10.6	88t	2
1980*	J.T. Smith	40	581	14.5	75t	2
1981	J.T. Smith	50	528	10.6	62	0
1982	Anthony Hancock	12	103	8.6	30	0
1983	J.T. Smith	26	210	8.1	19	0
1984	J.T. Smith	39	332	8.5	27	0
1985	Garcia Lane	43	381	8.9	57	0
1986	Jeff Smith	29	245	8.4	48	0
1987	Michael Clemons	19	162	8.5	44	0
1988	Kitrick Taylor	29	187	6.4	16	0
1989	Pete Mandley	19	151	7.9	19	0
1990	Naz Worthen	25	180	7.2	37	0
1991	Troy Stradford	22	150	6.8	18	0
1992	Dale Carter	38	398	10.5	86t	2
1993	Dale Carter	27	247	9.1	30	0
1994	Danan Hughes	27	192	7.1	43	0
1995	Tamarick Vanover	51	540	10.6	86t	1
1996	Chris Penn	14	148	10.6	24	0
1997	Tamarick Vanover	35	383	10.9	82t	1
1998	Tamarick Vanover	27	264	9.8	37	0
1999	Tamarick Vanover	51	627	12.3	80	2
2000	Kevin Lockett	26	208	8.0	26	0
2001	Dante Hall	32	235	7.3	26	0
2002	Dante Hall	29	390	13.4	90t	2
2003	Dante Hall	29	472	16.3	93t	2
2004	Dante Hall	23	232	10.1	46	0
2005	Dante Hall	42	276	6.6	52	0
2006	Dante Hall	27	240	8.9	60t	1
2007	Eddie Drummond	32	222	6.9	22	0
2008	Kevin Robinson	11	94	8.5	32	0
2009	Bobby Wade	21	160	7.6	18	0
2010	Javier Arenas	39	322	8.3	36	0
2011	Javier Arenas	32	410	12.8	37	0
2012	Javier Arenas	34	303	8.9	27	0
2013	Dexter McCluster	58	686	11.8	89t	2
2014	De'Anthony Thomas	34	405	11.9	81t	1
2015	De'Anthony Thomas	29	227	7.8	37	0
2016	Tyreek Hill	39	592	15.2	95t	2
2017	Tyreek Hill	25	204	8.2	82t	1
2018	Tyreek Hill	20	213	10.7	91t	1
2019	Mecole Hardman	18	167	9.3	36	0



SUPERLATIVES

2020	Mecole Hardman	25	176	7.0	67t	1
2021	Mecole Hardman	13	157	12.1	31	0
2022	Sky Moore	14	86	6.1	15	0
2023	Richie James	20	200	10.0	27	0

1980	Nick Lowery	0	37	20	97
1981	Nick Lowery	0	37	26	115
1982	Nick Lowery	0	17	19	74
1983	Nick Lowery	0	44	24	116
1984	Nick Lowery	0	35	23	104
1985	Nick Lowery	0	35	24	107
1986	Nick Lowery	0	43	19	100
1987	Nick Lowery	0	26	19	83
1988	Nick Lowery	0	23	27	104
1989	Nick Lowery	0	34	24	106
1990*	Nick Lowery	0	37	34	139
1991	Nick Lowery	0	35	25	110
1992	Nick Lowery	0	39	22	105
1993	Nick Lowery	0	37	23	106
1994	Lin Elliott	0	30	25	105
1995	Lin Elliott	0	34	24	106
1996	Pete Stoyanovich	0	34	17	85
1997	Pete Stoyanovich	0	35	26	113
1998	Pete Stoyanovich	0	34	27	115
1999	Pete Stoyanovich	0	45	21	108
2000	Todd Peterson	0	25	15	70
2001	Todd Peterson	0	27	27	108
2002*	Priest Holmes	24	0	0	144
2003	Priest Holmes	27	0	0	162
2004	Lawrence Tynes	0	58	17	109
2005	Larry Johnson	21	0	0	126
2006	Larry Johnson	19	0	0	114
2007	Dave Rayner	0	14	15	59
2008	Tony Gonzalez	10	0	0	60
2009	Ryan Succop	0	29	25	104
2010	Ryan Succop	0	42	20	102
2011	Ryan Succop	0	20	24	92
2012	Ryan Succop	0	17	28	101
2013	Ryan Succop	0	52	22	118
2014	Cairo Santos	0	38	25	113
2015	Cairo Santos	0	41	30	129
2016	Cairo Santos	0	36	31	129
2017	Harrison Butker	0	28	38	142
2018	Harrison Butker	0	65	24	137
2019	Harrison Butker	0	45	34	147
2020	Harrison Butker	0	48	25	123
2021	Harrison Butker	0	47	25	122
2022	Harrison Butker	0	38	18	92
2023	Harrison Butker	0	38	33	137

Kickoff Returns

Year	Player	No.	Yds.	Avg.	LG	TD
1960	Abner Haynes	19	434	22.8	82	0
1961*	Dave Grayson	16	453	28.3	73	0
1962	Dave Grayson	18	535	29.7	59	0
1963	Dave Grayson	20	564	28.2	99	1
1964	Dave Grayson	30	679	22.6	80	0
1965	Bert Coan	19	479	25.2	52	0
1966	Emmitt Thomas	29	673	23.2	63	0
1967	Noland Smith	41	1148	28.0	106t	1
1968	Noland Smith	23	549	23.9	37	0
1969	Warren McVea	13	318	24.5	40	0
1970	Robert Holmes	19	535	28.2	48	0
1971	Kerry Reardon	12	308	25.7	41	0
1972	Larry Marshall	23	651	28.3	48	0
1973	Larry Marshall	14	391	27.9	38	0
1974	Bill Thomas	25	571	22.8	33	0
1975	Reggie Craig	10	247	24.7	53	0
1976	Lawrence Williams	25	688	27.5	64	0
1977	Ted McKnight	12	305	25.4	70	0
1978	Eddie Payton	30	775	25.8	66	0
1979	Horace Belton	22	463	21.0	52	0
1980	Carlos Carson	40	917	22.9	47	0
1981	James Murphy	20	457	22.9	46	0
1982	Anthony Hancock	27	609	22.6	68	0
1983	Theotis Brown	15	301	20.1	46	0
1984	J.T. Smith	19	391	20.6	39	0
1985	Jeff Smith	33	654	19.8	39	0
1986	Jeff Smith	29	557	19.2	29	0
1987*	Paul Palmer	38	923	24.3	95t	2
1988	Kenny Gamble	15	291	19.4	31	0
1989	Danny Copeland	26	466	17.9	36	0
1990	Todd McNair	14	227	16.2	23	0
1991	Harvey Williams	24	524	21.8	76	0
1992	Harvey Williams	21	405	19.3	37	0
1993	Danan Hughes	14	266	19.0	30	0
1994	Ron Dickerson	21	472	22.5	62	0
1995	Tamarick Vanover	43	1095	25.5	99t	2
1996*	Tamarick Vanover	33	854	25.9	97t	1
1997	Tamarick Vanover	51	1308	25.6	94t	1
1998	Tamarick Vanover	41	956	23.3	62	0
1999	Tamarick Vanover	44	886	20.1	29	0
2000	Michael Cloud	36	779	21.6	38	0
2001	Dante Hall	43	969	22.5	71	0
2002	Dante Hall	57	1354	23.8	88t	1
2003*	Dante Hall	57	1478	25.9	100t	2
2004	Dante Hall	68	1718	25.3	97t	2
2005	Dante Hall	65	1560	24.0	96t	1
2006	Dante Hall	53	1207	22.8	60	0
2007	Eddie Drummond	37	785	21.2	39	0
2008	Dantrell Savage	26	633	24.3	59	0
2009	Jamaal Charles	36	925	25.7	97t	1
2010	Dexter McCluster	26	527	20.3	36	0
2011	Dexter McCluster	25	557	22.3	35	0
2012	Shaun Draughn	23	537	23.3	41	0
2013	Quintin Demps	33	992	30.1	95t	1
2014	Knile Davis	29	829	28.6	99t	1
2015	Knile Davis	24	603	25.1	54	0
2016	Tyreek Hill	14	384	27.4	86t	1
2017	Akeem Hunt	25	611	24.4	42	0
2018	Tremont Smith	33	886	26.8	97	0
2019	Mecole Hardman	27	704	26.1	104t	1
2020	Byron Pringle	10	324	32.4	102t	1
2021	Byron Pringle	25	621	24.8	39	0
2022	Isiah Pacheco	29	597	20.6	48	0
2023	Richie James	9	187	20.8	31	0

Leading Non-Kicking Scorer

Year	Player	Rush TD	Rec TD	Ret TD	Points
1960	Abner Haynes	9	3	0	72
1961	Abner Haynes	9	3	1	78
1962	Abner Haynes	13	6	0	114
1963	Chris Burford	0	9	0	56#
1964	Frank Jackson	0	9	0	54
1965	Curtis McClinton	6	3	0	54
1966	Bert Coan	7	2	0	54
	Curtis McClinton	4	5	0	54
1967	Otis Taylor	1	11	0	72
1968	Robert Holmes	7	0	0	42
1969	Mike Garrett	6	2	0	48
1970	Wendell Hayes	5	0	0	30
1971	Ed Podolak	9	0	0	54
1972	Otis Taylor	0	6	0	36
	Ed Podolak	4	2	0	36
1973	Otis Taylor	0	4	0	24
1974	Woody Green	3	1	0	24
1975	Woody Green	5	1	0	36
1976	Walter White	0	7	0	42
1977	Ed Podolak	5	0	0	30
	Walter White	0	5	0	30
1978	Arnold Morgado	7	0	0	42
	Tony Reed	6	1	0	42
1979	Ted McKnight	8	0	0	48
1980	Henry Marshall	0	6	0	36
1981	Billy Jackson	10	1	0	66
1982	Billy Jackson	3	0	0	18
	Henry Marshall	0	3	0	18
1983	Theotis Brown	8	2	0	60
1984	6 Players Tied	-	-	-	24
1985	Stephone Paige	0	10	0	60
1986	Stephone Paige	0	11	0	66
1987	Carlos Carson	0	7	0	42
1988	Stephone Paige	0	7	0	42
1989	Christian Okoye	12	0	0	72
1990	Christian Okoye	7	0	0	42
1991	Christian Okoye	9	0	0	54
1992	Christian Okoye	6	0	0	36
1993*	Marcus Allen	12	3	0	90
1994	Marcus Allen	7	0	0	44#
1995	5 Players Tied	-	-	-	30
1996	Marcus Allen	9	0	0	54
1997	Marcus Allen	11	0	0	66
1998	Bam Morris	8	0	0	48
1999	Tony Gonzalez	0	11	0	66
2000	Derrick Alexander	0	10	0	60
2001	Priest Holmes	8	2	0	60
2002*	Priest Holmes	21	3	0	144
2003*	Priest Holmes	27	0	0	162
2004	Priest Holmes	14	1	0	90

Leading Scorer

Year	Player	TD	PAT	FG	Points
1960	Jack Spikes	5	35	13	104
1961	Abner Haynes	13	0	0	78
1962	Abner Haynes	19	0	0	114
1963	Chris Burford	9	1#	0	56
1964	Tommy Brooker	0	46	8	70
1965	Tommy Brooker	0	37	13	76
1966	Mike Mercer	0	35	20	93
1967	Jan Stenerud	0	45	21	108
1968	Jan Stenerud	0	39	30	129
1969	Jan Stenerud	0	38	27	119
1970	Jan Stenerud	0	26	30	116
1971	Jan Stenerud	0	32	26	110
1972	Jan Stenerud	0	32	21	95
1973	Jan Stenerud	0	21	24	93
1974	Jan Stenerud	0	24	17	75
1975	Jan Stenerud	0	30	22	96
1976	Jan Stenerud	0	27	21	90
1977	Jan Stenerud	0	27	8	51
1978	Jan Stenerud	0	25	20	85
1979	Jan Stenerud	0	28	12	64



SUPERLATIVES

2005	Larry Johnson	21	1	0	126
2006	Larry Johnson	17	2	0	114
2007	Dwayne Bowe	0	5	0	30
	Tony Gonzalez	0	5	0	30
2008	Tony Gonzalez	0	10	0	60
2009	Jamaal Charles	7	1	1	56#
2010	Dwayne Bowe	0	15	0	90
2011	Dwayne Bowe	0	5	0	30
2012	Jamaal Charles	5	1	0	36
2013	Jamaal Charles	12	7	0	114
2014	Jamaal Charles	9	5	0	84
2015	Jeremy Maclin	0	8	0	48
2016	Tyreek Hill	3	6	3	72
2017	Kareem Hunt	8	3	0	66
2018	Kareem Hunt	7	7	0	84
	Tyreek Hill	1	12	1	84
2019	Tyreek Hill	0	7	0	42
	Mecole Hardman	0	6	1	42
	Damien Williams	5	2	0	42
2020	Tyreek Hill	2	15	0	102
2021	Travis Kelce	1	9	0	60
2022	Travis Kelce	0	12	0	74#
2023	Isiah Pacheco	7	2	0	54

Includes two-point conversion

NFL Ranking by Yardage

Year	Total	(Compiled Since 1971)			DEFENSE	
		OFFENSE		Total	Rushing	Passing
		Rushing	Passing			
1971	9	12	7	7	24	
1972	17	16	18t	15	11	18
1973	20	19	19	7	9	4
1974	16	17	15	25	12	25
1975	15	15	12	25	25	20
1976	7	22	1	27	27	24
1977	16	20	12	28	28	14
1978	15	2	27	20	18	17
1979	27	13	28	12	6	22
1980	28	18†	27	18	21	10
1981	17	3	25	17	3	23
1982	25	21	21	10	19	10
1983	9	28	3	14	20	10
1984	17	27	7	24	16	23
1985	22	28	11	21	20	20
1986	28	27	21	8	11	12
1987	24	19	26	27	27	22
1988	22	22	16	10	28	1
1989	13	4	21	2	12	2
1990	7	10	9	16	12	17
1991	5	3	14	13	18	16
1992	25	23	20	5	15	2
1993	16	20	15	11	9	14
1994	5	11	7	12	16	10
1995	14	1	25	2	3	5
1996	22	4	26	18	13	22
1997	14	5	24	11	7	16
1998	19	23	16	9	18	7
1999	12	4	22	14	11	16
2000	8	25	5	18	17	20
2001	5	6	5	23	27	14
2002	4	3	11	32	24	31
2003	2	15	2	29	30	20
2004	1	5	4	31	12	32
2005	1	4	6	25	7	30
2006	16	9	22	16	18	18
2007	31	32	20	13	28	5
2008	24	16	20	31	30	28
2009	25	11	25	30	31	22
2010	12	1	30	14	14	17
2011	27	15	25	11	26	6
2012	24	5	32	20	27	12
2013	21	10	24t	24	22	25
2014	25	10	29	7	28	2
2015	27	6	30	7	8	9
2016	20	15	19	24	26	18
2017	5	9	7	28	25	29
2018	1	16	3	31	27	31
2019	6	23	5	17	26	8
2020	1	16	1	16	21	14
2021	3	16	4	27	21	27
2022	1	20	1	11	8	18
2023	11	19	7	3	18	4

t-Tied for position

Offense Year-By-Year

Year	Total Plays	First Downs	Rush Yards	Pass Yards	Total Yards	Total Points
1960	918	272	2007	2638	4645	362
1961	862	247	2183	2576	4759	334
1962	842	259	2407	2455	4862	389
1963	875	235	1697	2651	4348	347
1964	871	250	1825	2875	4700	366
1965	850	232	1752	2543	4295	322
1966	846	266	2274	2840	5114	448
1967	876	251	2018	2472	4490	408
1968	831	223	2227	2276	4503	371
1969	899	258	2220	2387	4607	359

1970	775	183	1858	1719	3577	272
1971	859	240	1843	2347	4190	302
1972	894	245	1915	2038	3953	287
1973	863	208	1793	1743	3536	231
1974	901	224	1720	2108	3828	233
1975	935	261	1847	2360	4207	282
1976	959	275	1873	2929	4802	290
1977	878	219	1843	2093	3936	225
1978	1054	287	2986	1834	4820	243
1979	972	241	2316	1660	3976	238
1980	1010	270	1873	2448	4321	319
1981	1057	315	2633	2640	5273	343
1982*	573	163	943	1555	2498	176
1983	1074	314	1254	4341	5595	386
1984	1034	295	1527	3568	5095	314
1985	982	258	1486	3391	4877	317
1986	1003	264	1468	2750	4218	358
1987#	899	265	1799	2619	4418	273
1988	1019	289	1713	3131	4844	254
1989	1017	304	2227	3038	5265	318
1990	975	280	1948	3267	5215	369
1991	1021	322	2217	3104	5321	322
1992	907	246	1532	2792	4324	348
1993	970	300	1655	3180	4835	328
1994	1098	322	1732	3960	5692	319
1995	1059	295	2222	3020	5242	358
1996	1045	312	2009	2890	4899	297
1997	1054	315	2171	2893	5064	375
1998	1012	289	1548	3260	4808	327
1999	1049	282	2082	3239	5321	390
2000	999	321	1465	4149	5614	355
2001	1015	324	2008	3665	5673	320
2002	965	343	2378	3622	6000	467
2003	1003	348	1929	3981	5910	484
2004	1089	398	2289	4406	6695	483
2005	1059	347	2382	3810	6192	403
2006	1004	310	2143	3000	5143	331
2007	1001	255	1248	3181	4429	226
2008	957	273	1810	3129	4939	291
2009	1019	256	1929	2922	4851	294
2010	1063	319	2627	2968	5595	366
2011	1021	277	1893	3080	4973	212
2012	1015	286	2395	2713	5108	211
2013	1029	323	2056	3340	5396	430
2014	962	309	1918	3182	5100	353
2015	955	303	2044	3255	5299	405
2016	990	305	1748	3740	5488	389
2017	985	322	1903	4104	6007	415
2018	996	384	1855	4955	6810	565
2019	976	350	1569	4498	6067	451
2020	1057	397	1799	4854	6653	473
2021	1134	419	1955	4791	6746	480
2022	1094	408	1970	5062	7032	496
2023	1080	350	1784	4188	5972	371

Bold Denotes Club Record

Italics Denotes NFL Record

Yardages Net *Nine Games #15 Games

Defense Year-By-Year

Year	Total Plays	First Downs	Rush Yards	Pass Yards	Total Yards	Total Points
1960	924	253	980	3002	3982	253
1961	883	238	1525	2777	4602	343
1962	846	239	1250	2701	3951	233
1963	856	228	1558	2627	4185	263
1964	858	211	1315	2631	3946	306
1965	871	207	1376	2385	3761	285
1966	873	222	1356	2614	3970	276
1967	843	221	1408	2536	3944	254
1968	871	215	1266	2822	4088	170
1969	788	181	1091	2072	3163	177
1970	861	226	1657	2010	3667	244
1971	813	223	1300	2468	3768	208
1972	853	227	1805	2222	4027	254
1973	855	209	1956	1619	3575	192
1974	936	267	1801	2663	4464	293
1975	915	289	2724	2512	5236	341
1976	952	309	2861	2496	5357	376
1977	990	304	2971	2022	4993	349
1978	996	284	2384	2582	4966	327
1979	1088	297	1847	3124	4971	262
1980	1096	328	2206	3109	5315	336
1981	1101	316	1747	3626	5373	290
1982*	557	170	1066	1667	2732	184
1983	1089	319	2275	3111	5386	367
1984	1159	335	1981	3645	5625	324
1985	1126	336	2169	3489	5658	360
1986	1098	310	1739	3195	4934	326
1987#	1045	344	2333	3306	5639	388
1988	1042	318	2592	2434	5026	320
1989	952	252	1766	2527	4293	286
1990	945	268	1640	3241	4881	257
1991	927	275	1770	3228	4998	252
1992	949	256	1787	2537	4324	282
1993	1013	300	1620	3151	4771	291
1994	989	289	1734	3266	5000	298
1995	1047	289	1327	3222	4549	241



SUPERLATIVES

1996	1008	296	1666	3538	5204	300	1975	20	22	42	16	18	34	+8
1997	974	278	1621	3259	4880	232	1976	23	20	43	17	16	33	+10
1998	1010	321	1869	2985	4854	363	1977	21	23	44	26	21	47	-3
1999	1033	281	1557	3482	5039	322	1978	21	14	35	16	18	34	+1
2000	1041	330	1809	3471	5280	354	1979	23	14	37	18	18	36	+4
2001	1003	296	2140	3164	5304	344	1980	28	15	43	14	16	30	+13
2002	1081	367	2067	4181	6248	399	1981	26	21	47	22	24	46	+1
2003	1054	322	2344	3363	5707	332	1982*	12	10	22	8	4	12	+10
2004	960	327	1834	4203	6037	435	1983	30	21	51	19	19	38	+13
2005	971	292	1570	3679	5249	325	1984	30	11	41	22	15	37	+4
2006	999	298	1928	3334	5262	315	1985	27	14	41	23	11	34	+7
2007	980	278	2089	3022	5111	335	1986	31	18	49	18	17	35	+14
2008	1041	344	2543	3748	6291	440	1987#	11	17	28	17	24	41	-13
2009	1062	318	2504	3707	6211	424	1988	18	13	31	21	12	33	-2
2010	1028	293	1764	3519	5283	326	1989	15	18	33	23	18	41	-8
2011	991	291	2112	3221	5333	338	1990	20	25†	45†	5†	14	19	+26†
2012	973	301	2171	3533	5704	425	1991	15	18	33	14	8†	22	+11
2013	1067	303	1923	3962	5885	305	1992	24	15	39	12	9	21	+18†
2014	1024	310	2036	3252	5288	281	1993	21	17	38	10	18	28	+10
2015	1037	313	1571	3698	5269	287	1994	12	26†	38	14	12	26	+12
2016	1063	342	1938	3958	5896	311	1995	16	17	33	10	11	21	+12†
2017	1044	352	1890	3952	5842	339	1996	17	10	27	14	10	24	+3
2018	1109	419	2114	4374	6488	421	1997	21	13	34	10	10	20	+14
2019	1043	344	2051	3543	5594	308	1998	13	20	33	18	14	32	+1
2020	1022	353	1954	3779	5733	362	1999	25	20	45	15	9	24	+21†
2021	1060	363	1999	4273	6272	364	2000	15	14	29	15	11	26	+3
2022	1093	337	1823	3756	5579	369	2001	13	13	26	24	9	33	-7
2023	1045	300	1925	33001	4926	294	2002	18	13	31	13	2	15	+16
							2003	25	12	37	12	6	18	+19†
							2004	13	8	21	17	10	27	-6
							2005	16	15	31	10	13	23	+8
							2006	15	15	30	12	14	26	+4
							2007	14	8	22	20	13	33	-11
							2008	13	16	29	16	8	24	+5
							2009	15	13	28	17	10	27	+1
							2010	14	9	23	8	6	14	+9
							2011	20	6	26	18	10	28	-2
							2012	7	6	13	20	17	37	-24
							2013	21	15	36	8	10	18	+18
							2014	6	8	14	6	11	17	-3
							2015	22	7	29	7	8	15	+14
							2016	18	15	33	8	9	17	+16
							2017	16	10	26	8	3	11	+15
							2018	15	12	27	12	6	18	+9
							2019	16	7	23	5	10	15	+8
							2020	16	6	22	7	9	16	+6
							2021	15	14	29	13	12	25	+4
							2022	11	9	20	12	11	23	-3
							2023	8	9	17	17	11	28	-11

Bold Denotes Club Record

Italics Denotes NFL Record

Yardages Net *Nine Games #15 Games

Turnovers Year-By-Year

Year	TAKEAWAYS			GIVEAWAYS			RATIO
	INTs	FUMBLES	TOTAL	INTs	FUMBLES	TOTAL	
1960	32	16	48	19	18	37	+11
1961	25	18	43	27	18	45	-2
1962	32	17	49	17	14	31	+18
1963	26	19	45	22	16	38	+7
1964	28	18	46	21	20	41	+5
1965	20	13	33	20	20	40	-7
1966	33	8	41	15	16	31	+10
1967	31	18	49	19	8	27	+22
1968	37	12	49	11	16	27	+22
1969	32	15	47	20	19	39	+8
1970	31	12	43	16	15	31	+12
1971	27	7	33	13	13	26	+7
1972	24	19	43	20	12	32	+11
1973	21	18	39	13	18	31	+8
1974	28	16	44	25	13	38	+6

Bold Denotes Club Record †Denotes NFL Season Leader * Nine Games #15 Games
Note: Chiefs six straight years (1990-95) with a +10 turnover ratio is an NFL record.



SUPERLATIVES

CAREER LEADERS

Games Played

Includes all players with 100 games played

	Player	Games Played
1.	Dustin Colquitt (2005-19)	238
2.	Will Shields (1993-06)	224
3.	Nick Lowery (1980-93)	212
4.	Jerrel Wilson (1963-77)	203
5.	Tony Gonzalez (1997-08)	190
6.	Jan Stenerud (1967-79)	186
7.	Len Dawson (1962-75)	183
8.	Buck Buchanan (1963-75)	182
	Derrick Johnson (2005-17)	182
10.	Emmitt Thomas (1966-78)	181
11.	Jim Tyrer (1961-73)	180
12.	John Alt (1984-96)	179
13.	Jack Rudnay (1970-82)	178
14.	Ed Budde (1963-76)	177
	Tamba Hali (2006-17)	177
16.	Derrick Thomas (1989-99)	169
	Tim Grunhard (1990-00)	169
18.	Bobby Bell (1963-74)	168
19.	Henry Marshall (1976-87)	165
20.	Johnny Robinson (1960-71)	164
21.	Tony Richardson (1995-05)	163
	Brian Waters (2000-10)	163
23.	Travis Kelce (2013-23)	159
24.	Kevin Ross (1984-93, '97)	156
25.	Jim Lynch (1967-77)	151
26.	Dave Hill (1963-74)	150
	Albert Lewis (1983-93)	150
28.	Willie Lanier (1967-77)	149
29.	Deron Cherry (1981-91)	148
30.	Tom Condon (1974-84)	147
	James Winchester (2015-23)	147
32.	Lloyd Burruss (1981-91)	145
33.	Casey Wiegmann (2001-07, 2010-11)	143
34.	Dave Szott (1990-00)	142
35.	Jerry Mays (1961-70)	140
36.	Rich Baldinger (1983-92)	139
	Dave Lutz (1983-92)	139
38.	Neil Smith (1988-96)	138
39.	Art Still (1978-87)	136
	Jonathan Hayes (1985-93)	136
41.	Mike Bell (1979-85, '87-91)	135
42.	Otis Taylor (1965-75)	130
43.	Jerome Woods (1996-05)	128
	Eric Hicks (1998-06)	128
45.	E.J. Holub (1961-70)	127
46.	Matt Herkenhoff (1976-85)	125
	Stephone Paige (1983-91)	125
	Dan Saleaumua (1989-96)	125
	Kimble Anders (1991-00)	125
	Anthony Sherman (2013-20)	125
	Gary Spani (1978-86)	124
51.		
52.	Chris Jones (2016-23)	123
53.	John Browning (1996-05)	121
54.	Carlos Carson (1980-89)	120
55.	Charlie Getty (1974-82)	119
	Jason Dunn (2000-07)	119
57.	Fred Arbanas (1962-70)	118
	Dave Lindstrom (1978-85)	118
	Greg Wesley (2000-07)	118
	Dwayne Bowe (2007-14)	118
61.	Donnie Edwards (1996-01, 2007-08)	117
	Eric Fisher (2013-20)	117
63.	Bill Maas (1984-92)	116
64.	Jim Kearney (1967-75)	115
	Eric Warfield (1998-05)	115
66.	Daniel Sorensen (2014-21)	111
67.	Tracy Simien (1991-97)	109
68.	Sherrill Headrick (1960-67)	108
69.	Curtis McClinton (1962-69)	107
	Ed Beckman (1977-84)	107
	Harrison Butker (2017-23)	107
72.	Bill Kenney (1980-88)	106
	Kendall Gammon (2000-06)	106
74.	Thomas Gafford (2008-14)	105
75.	Ed Podolak (1969-77)	104
	Dale Carter (1992-98)	104
77.	Chris Burford (1960-67)	103
	Leonard Griffin (1986-93)	103
	Jamaal Charles (2008-16)	103
80.	Justin Houston (2011-18)	102
	Allen Bailey (2011-18)	102
82.	Gary Barbaro (1976-82)	101
83.	Whitney Paul (1976-81, '86)	100
	Gary Green (1977-83)	100

Games Started

Includes all players with 100 games started, compiled since 1968

	Player	Games Started
--	--------	---------------

1.	Will Shields (1993-06)	223
2.	Tony Gonzalez (1997-08)	174
3.	Jack Rudnay (1970-82)	171
4.	Derrick Johnson (2005-17)	169
5.	Tim Grunhard (1990-00)	164
6.	Len Dawson (1962-75)	157*
	Derrick Thomas (1989-99)	157
	Tamba Hali (2006-17)	157
9.	Travis Kelce (2013-23)	152
10.	John Alt (1984-96)	149
	Brian Waters (2000-10)	149
11.	Emmitt Thomas (1966-78)	148**
13.	Kevin Ross (1984-93, '97)	144
14.	Casey Wiegmann (2001-07, 2010-11)	143
15.	Willie Lanier (1967-77)	137**
	Jim Lynch (1967-77)	137**
17.	Dave Szott (1990-00)	136
18.	Henry Marshall (1976-87)	135
19.	Art Still (1978-81)	133
20.	Albert Lewis (1983-93)	128
21.	Neil Smith (1988-96)	127
22.	Deron Cherry (1981-91)	124
23.	Dave Lutz (1983-92)	123
24.	Willie Lanier (1967-77)	122
	Matt Herkenhoff (1976-85)	122
26.	Tom Condon (1974-84)	119
27.	Dan Saleaumua (1989-96)	116
28.	Eric Fisher (2013-20)	113
29.	Jim Kearney (1967-75)	112**
	Dwayne Bowe (2007-14)	
31.	Bill Maas (1984-91)	111
32.	Buck Buchanan (1963-75)	109**
33.	Gary Spani (1978-86)	108
34.	Jerome Woods (1996-05)	105
35.	Charlie Getty (1974-82)	104
	Eric Hicks (1998-06)	104
37.	Lloyd Burruss (1981-91)	103
	Rich Baldinger (1983-92)	103
	Greg Wesley (2000-07)	103
40.	Gary Barbaro (1976-82)	101
41.	Donnie Edwards (1996-01, 2007-08)	100
	Mike Bell (1979-85, '87-91)	100

* Includes all of Dawson's starts dating back to '62. ** Does not include starts prior to '68.

Rushing

Includes all players with 1,000 rushing yards

		No.	Yds.	Avg.	TD
1.	Jamaal Charles (2008-15)	1322	7,260	5.5	43
2.	Priest Holmes (2001-07)	1321	6,070	4.6	76
3.	Larry Johnson (2003-09)	1375	6,015	4.4	55
4.	Christian Okoye (1987-92)	1246	4,897	3.9	40
5.	Ed Podolak (1969-77)	1157	4,451	3.8	34
6.	Abner Haynes (1960-64)	794	3,814	4.8	39
7.	Marcus Allen (1993-97)	932	3,698	4.0	44
8.	Mike Garrett (1966-70)	736	3,246	4.4	24
9.	Curtis McClinton (1962-69)	762	3,124	4.1	18
10.	Herman Heard (1984-89)	651	2,694	4.1	13
11.	Wendell Hayes (1968-74)	668	2,560	3.8	18
12.	Greg Hill (1994-97)	588	2,436	4.1	6
13.	Ted McKnight (1977-81)	528	2,344	4.4	22
14.	Barry Word (1990-92)	527	2,306	4.4	12
15.	Kimble Anders (1991-00)	490	2,261	4.6	9
16.	Tony Reed (1977-80)	513	2,184	4.3	8
17.	Kareem Hunt (2017-18)	453	2,151	4.7	15
18.	Patrick Mahomes (2017-23)	374	1,936	5.2	12
19.	Donnell Bennett (1994-00)	519	1,902	3.7	17
20.	C. Edwards-Helaire (2020-23)	441	1,845	4.2	12
21.	Isiah Pacheco (2022-23)	375	1,765	4.7	12
22.	Robert Holmes (1968-71)	408	1,719	4.2	12
23.	Alex Smith (2013-17)	317	1,672	5.3	10
24.	Spencer Ware (2015-19)	354	1,621	4.6	11
25.	Tony Richardson (1995-05)	395	1,576	4.0	15
26.	Joe Delaney (1981-82)	321	1,501	4.6	3
27.	Woody Green (1974-76)	375	1,442	3.8	9
28.	Jack Spikes (1960-64)	329	1,392	4.2	12
29.	Thomas Jones (2010-11)	398	1,374	3.5	6
30.	Billy Jackson (1981-84)	399	1,365	3.4	16
31.	Len Dawson (1962-75)	283	1,253	4.4	9
32.	Bert Coan (1963-68)	273	1,249	4.6	15
33.	MacArthur Lane (1975-78)	318	1,209	3.8	8
34.	Mack Lee Hill (1964-65)	230	1,203	5.2	6
35.	Warren McVea (1969-73)	239	1,053	4.4	10
36.	James Hadnot (1980-83)	266	1,029	3.9	5

Receptions

Includes all players with 100 receptions

	Player	No.	Yds.	Avg.	TD
1.	Tony Gonzalez (1997-08)	916	10,940	11.9	76
2.	Travis Kelce (2013-23)	907	11,328	12.5	74
3.	Dwayne Bowe (2007-14)	532	7,155	13.4	44
4.	Tyreek Hill (2016-21)	479	6,630	13.8	56
5.	Henry Marshall (1976-87)	416	6,545	15.7	33
6.	Otis Taylor (1965-75)	410	7,306	17.8	57
7.	Chris Burford (1960-67)	391	5,505	14.1	55
8.	Stephone Paige (1983-91)	377	6,341	16.8	49
9.	Kimble Anders (1991-00)	369	2,829	7.7	9

SUPERLATIVES

10.	Carlos Carson (1980-89)	352	6,360	18.1	33
11.	Eddie Kennison (2001-07)	321	5,230	16.3	25
12.	Ed Podolak (1969-77)	288	2,456	8.5	6
13.	Jamaal Charles (2008-16)	285	2,457	8.6	20
14.	Priest Holmes (2001-07)	251	2,377	9.5	7
15.	Derrick Alexander (1998-01)	213	3,685	17.3	19
16.	Abner Haynes (1960-65)	199	2,739	13.8	17
17.	Fred Arbanas (1962-70)	198	3,101	15.7	34
18.	Todd McNair (1989-93, '96)	186	1,856	10.0	6
19.	J.J. Birden (1990-94)	183	2,819	15.4	14
20.	Tony Richardson (1995-05)	177	1,298	7.3	9
21.	Willie Davis (1991-95)	172	3,014	17.5	20
	Dexter McCluster (2010-13)	172	1,500	8.7	5
23.	J.T. Smith (1978-84)	167	2,273	13.6	8
24.	Mecole Hardman (2019-23)	165	2,206	13.4	16
25.	Walter White (1975-79)	163	2,396	14.7	16
	Frank Jackson (1961-65)	163	2,516	15.4	21
27.	Curtis McClinton (1962-69)	154	1,945	12.6	14
28.	Larry Johnson (2003-09)	151	1,369	9.1	6
29.	Emile Harry (1986-92)	149	1,999	13.4	9
30.	Dante Hall (2000-06)	145	1,615	11.1	9
	Demarcus Robinson(2016-21)	145	1,679	11.6	14
32.	Marcus Allen (1993-97)	141	1,153	8.2	3
	Mike Garrett (1966-70)	141	1,231	8.7	7
34.	Tony Reed (1977-80)	138	1,382	10.0	2
35.	Jonathan Hayes (1985-93)	135	1,541	11.4	12
36.	Johnnie Morton (2002-04)	134	1,932	14.4	8
37.	Andre Rison (1997-99)	133	1,852	13.9	12
38.	Herman Heard (1984-89)	132	1,125	8.5	3
39.	Jeremy Maclin (2015-16)	131	1,624	12.4	10
40.	MacArthur Lane (1975-78)	130	1,207	9.3	1
41.	Sammy Watkins (2018-20)	129	1,613	12.5	8
42.	Albert Wilson (2014-17)	124	1,544	12.5	7
43.	Wendell Hayes (1968-74)	116	993	8.6	5
44.	Keith Cash (1992-96)	111	1,046	9.4	9
45.	Samie Parker (2004-07)	110	1,529	13.9	7
46.	Chris Conley (2015-18)	104	1,238	11.9	6
47.	Lake Dawson (1994-97)	103	1,406	13.7	10

Receiving Yards

Includes all players with 1,000 receiving yards

Player	Yds.	No.	Avg.	TD
1. Travis Kelce (2013-23)	11,328	907	12.5	74
2. Tony Gonzalez (1997-08)	10,940	916	11.9	76
3. Otis Taylor (1965-75)	7,306	410	17.8	57
4. Dwayne Bowe (2007-14)	7,155	532	13.4	44
5. Tyreek Hill (2016-21)	6,630	479	13.8	56
6. Henry Marshall (1976-87)	6,545	416	15.7	33
7. Carlos Carson (1980-89)	6,360	352	18.1	33
8. Stephone Paige (1983-91)	6,341	377	16.8	49
9. Chris Burford (1960-67)	5,505	391	14.1	55
10. Eddie Kennison (2001-07)	5,230	321	16.3	25
11. Derrick Alexander (1998-01)	3,685	213	17.3	19
12. Fred Arbanas (1962-70)	3,101	198	15.7	34
13. Willie Davis (1991-95)	3,014	172	17.5	20
14. Kimble Anders (1991-00)	2,829	369	7.7	9
15. J.J. Birden (1990-94)	2,819	183	15.4	14
16. Abner Haynes (1960-65)	2,739	199	13.8	17
17. Frank Jackson (1961-65)	2,516	163	15.4	21
18. Ed Podolak (1969-77)	2,456	288	8.5	6
19. Jamaal Charles (2008-15)	2,443	283	8.6	20
20. Walter White (1975-79)	2,396	163	14.7	16
21. Priest Holmes (2000-07)	2,377	251	9.5	7
22. J.T. Smith (1978-84)	2,273	167	3.6	8
23. Mecole Hardman (2019-23)	2,206	165	13.3	16
24. Emile Harry (1986-92)	1,999	149	13.4	9
25. Curtis McClinton (1962-69)	1,945	154	12.6	14
26. Johnnie Morton (2002-04)	1,932	134	14.4	8
27. Todd McNair (1989-93, '96)	1,856	186	10.0	6
28. Andre Rison (1997-99)	1,852	133	13.9	12
29. Larry Brunson (1974-77)	1,723	98	17.6	5
30. Demarcus Robinson (2016-21)	1,679	145	11.6	14
31. Jeremy Maclin (2015-16)	1,624	131	12.4	10
32. Dante Hall (2000-06)	1,615	145	11.1	9
33. Sammy Watkins (2018-20)	1,613	129	12.5	8
34. Albert Wilson (2016-17)	1,544	124	12.5	7
35. Jonathan Hayes (1985-93)	1,541	135	11.4	12
36. Samie Parker (2004-07)	1,529	110	13.9	7
37. Dexter McCluster (2010-13)	1,500	172	8.7	5
38. Frank Pitts (1965-70)	1,450	78	18.6	11
39. Lake Dawson (1994-97)	1,406	103	13.7	10
40. Tony Reed (1977-80)	1,382	138	10.0	2
41. Larry Johnson (2003-09)	1,369	151	9.1	6
42. Gloster Richardson (1967-70)	1,358	62	21.9	12
43. Tony Richardson (1995-05)	1,298	177	7.3	9
44. Anthony Hancock (1982-86)	1,266	73	17.3	5
45. Chris Conley (2016-18)	1,238	104	11.9	6
46. Mike Garrett (1966-70)	1,231	141	8.7	7
47. Johnny Robinson (1960-71)	1,228	77	15.9	9
48. MacArthur Lane (1975-78)	1,207	130	9.3	1
49. Tim Barnett (1991-93)	1,188	82	14.5	10
50. Kevin Lockett (1997-00)	1,164	87	13.4	4
51. Marcus Allen (1993-97)	1,153	141	8.2	3
52. Herman Heard (1984-89)	1,125	132	8.5	3
53. Robb Thomas (1989-91)	1,098	92	11.9	7
54. Elmo Wright (1971-74)	1,070	66	16.2	6
55. Keith Cash (1992-96)	1,046	111	9.4	9

56.	Tony Moeaki (2010-13)	1,009	80	12.6	4
57.	Marquez Valdes-Scantling (2022-23)	1,002	63	15.9	3

Passing

Includes all players with 4,000 passing yards

Player	Att.	Comp.	Yds.	Pct.	TD	INT
1. Len Dawson (1962-75)	3,696	2,115	28,507	.572	237	178
2. P. Mahomes (2017-23)	3,590	2,386	28,424	.665	219	63
3. Trent Green (2001-06)	2,777	1,720	21,459	.619	118	85
4. Alex Smith (2013-17)	2,436	1,587	17,608	.651	102	33
5. Bill Kenney (1979-88)	2,430	1,330	17,277	.547	105	86
6. Steve DeBerg (1988-91)	934	587	11,873	.578	67	50
7. Mike Livingston (1968-79)	912	587	11,295	.521	56	83
8. Elvis Grbac (1997-00)	1,548	897	10,643	.579	66	47
9. Matt Cassel (2009-12)	1,489	854	9,549	.574	59	44
10. Steve Bono (1994-96)	1,075	594	6,489	.553	37	27
11. Joe Montana (1993-94)	791	480	5,427	.607	29	16
12. Steve Fuller (1979-82)	817	465	5,333	.569	22	32
13. Cotton Davidson (1960-61)	709	330	4,919	.465	32	39
14. Damon Huard (2004-08)	657	404	4,612	.615	24	18
15. Todd Blackledge (1983-87)	742	364	4,510	.491	26	32
16. Dave Krieg (1992-93)	602	335	4,353	.556	22	15

Scoring

Includes all players with 100 total points

Player	TD	FG	PAT	2Pt.	Tot.
1. Nick Lowery (1980-93)	0	329	479	0	1,466
2. Jan Stenerud (1967-79)	0	279	394	0	1,231
3. Harrison Butker (2017-23)	0	197	309	0	900
4. Ryan Succop (2009-13)	0	119	160	0	517
5. Priest Holmes (2001-07)	83	0	0	1	500
6. Travis Kelce (2013-23)	77	0	0	5	472
7. Tony Gonzalez (1997-08)	76	0	0	3	462
8. Pete Stoyanovich (1996-00)	93	163	0	0	442
9. Tyreek Hill (2016-21)	67	0	0	0	402
10. Cairo Santos (2014-17)	89	125	0	0	392
11. Jamaal Charles (2008-15)	64	0	0	1	386
12. Larry Johnson (2003-09)	61	0	0	0	366
13. Otis Taylor (1965-75)	60	0	0	0	360
14. Abner Haynes (1960-64)	58	0	0	0	348
15. Lawrence Tynes (2004-06)	68	137	0	0	341
16. Chris Burford (1960-67)	55	0	0	1	332
17. Stephone Paige (1983-91)	49	0	0	0	294
18. Tommy Brooker (1962-66)	41	149	0	0	290
19. Marcus Allen (1993-97)	47	0	0	1	284
20. Dwayne Bowe (2007-14)	44	0	0	0	264
21. Ed Podolak (1969-77)	40	0	0	0	240
22. Christian Okoye (1987-92)	40	0	0	0	240
23. Morten Andersen (2002-03)	38	109	0	0	223
24. Jack Spikes (1960-64)	14	19	69	1	212
25. Lin Elliott (1994-95)	49	64	0	0	211
26. Henry Marshall (1976-86)	35	0	0	0	210
27. Fred Arbanas (1962-70)	34	0	0	1	206
28. Carlos Carson (1980-89)	33	0	0	0	198
29. Curtis McClinton (1962-69)	32	0	0	2	196
30. Mike Garrett (1966-70)	32	0	0	0	192
31. Todd Peterson (2000-01)	42	52	0	0	178
32. Frank Jackson (1961-65)	28	0	0	0	168
33. Eddie Kennison (2001-07)	25	0	0	2	154
34. Kareem Hunt (2017-18)	25	0	0	0	150
35. Tony Richardson (1995-05)	24	0	0	0	144
36. Wendell Hayes (1968-74)	23	0	0	0	138
37. Ted McKnight (1977-81)	23	0	0	0	138
38. Willie Davis (1991-95)	20	0	0	1	122
39. Mecole Hardman (2019-23)	20	0	0	1	122
40. Derrick Alexander (1998-01)	20	0	0	0	120
41. Dante Hall (2000-06)	20	0	0	0	120
42. C. Edwards-Helaire(2020-23)	19	0	0	1	116
43. Bert Coan (1963-68)	19	0	0	0	114
44. Kimble Anders (1991-00)	18	0	0	0	108
Donnell Bennett (1994-00)	18	0	0	0	108
Billy Jackson (1981-84)	18	0	0	0	108
Johnny Robinson (1960-71)	18	0	0	0	108

Touchdowns

Includes all players with 20 total touchdowns

Player	Rec.	Rush.	Return	Total
1. Priest Holmes (2001-07)	7	76	0	83
2. Travis Kelce (2013-23)	74	2	1*	77
3. Tony Gonzalez (1997-08)	76	0	0	76
4. Tyreek Hill (2016-21)	56	6	5	67
5. Jamaal Charles (2008-14)	20	43	1	64
6. Larry Johnson (2003-09)	6	55	0	61
7. Otis Taylor (1965-75)	57	3	0	60
8. Abner Haynes (1960-64)	17	39	2	58
9. Chris Burford (1960-67)	55	0	0	55
10. Stephone Paige (1983-91)	49	0	0	49
11. Marcus Allen (1993-97)	3	44	0	47
12. Dwayne Bowe (2007-14)	44	0	0	44
13. Ed Podolak (1969-77)	6	34	0	40
Christian Okoye (1987-92)	0	40	0	40
15. Henry Marshall (1976-86)	33	2	0	35



SUPERLATIVES

16.	Fred Arbanas (1962-70)	34	0	0	34
17.	Carlos Carson (1980-89)	33	0	0	33
18.	Curtis McClinton (1962-69)	14	18	0	32
	Mike Garrett (1966-70)	7	24	1	32
20.	Frank Jackson (1961-65)	21	7	0	28
21.	Eddie Kennison (2001-07)	25	0	0	25
	Kareem Hunt (2017-18)	10	15	0	25
23.	Tony Richardson (1995-05)	9	15	0	24
24.	Wendell Hayes (1968-74)	5	18	0	23
	Ted McKnight (1977-81)	1	22	0	23
26.	Willie Davis (1991-95)	20	0	0	20
	Derrick Alexander (1998-01)	19	1	0	20
	Dante Hall (2000-06)	9	0	11	20
	Mecole Hardman (2019-23)	16	2	2	20

*Offensive Return

Interceptions

Includes all players with 15 interceptions

	Player	No.	Yds.	Avg.	TD
1.	Emmitt Thomas (1966-78)	58	937	16.2	5
2.	Johnny Robinson (1960-71)	57	741	13.0	1
3.	Deron Cherry (1981-91)	50	688	13.8	1
4.	Gary Barbaro (1976-82)	39	771	19.8	3
5.	Albert Lewis (1983-93)	38	329	8.7	0
6.	Bobby Hunt (1962-67)	37	674	18.2	1
7.	Kevin Ross (1984-93, '97)	30	561	18.7	2
8.	Greg Wesley (2000-07)	29	542	18.7	0
9.	Willie Lanier (1967-77)	27	440	16.3	2
10.	Bobby Bell (1963-74)	26	479	18.4	6
11.	Gary Green (1977-83)	24	330	13.8	1
12.	Jim Kearney (1967-75)	23	462	20.0	5
13.	Lloyd Burruss (1981-91)	22	509	23.1	4
14.	Dale Carter (1992-98)	21	183	18.7	1
	James Hasty (1995-00)	21	304	14.5	1
16.	Duane Wood (1960-64)	20	247	13.4	1
	Mike Sensibaugh (1971-75)	20	331	16.6	0
	Eric Warfield (1998-05)	20	236	11.8	3
19.	Dave Grayson (1961-64)	19	309	16.3	1
	Marcus Peters (2015-17)	19	480	25.3	2
21.	Jim Lynch (1967-77)	17	191	11.2	1
	Eric Harris (1980-82)	17	229	13.5	1
	Brandon Flowers (2008-13)	17	344	20.2	3
24.	Willie Mitchell (1964-70)	16	302	18.9	3
25.	Jerome Woods (1996-05)	15	282	18.8	2

Sacks

Includes all players with 20.0 sacks

1.	Derrick Thomas (1989-99)	126.5
2.	Tamba Hali (2006-17)	89.5
3.	Neil Smith (1988-96)	86.5
4.	Justin Houston (2011-18)	78.5

6.	Chris Jones (2016-23)	75.5
5.	Art Still (1978-87)	73.0*
7.	Mike Bell (1979-85, 87-91)	51.0*
8.	Eric Hicks (1998-06)	44.5
9.	Jared Allen (2004-07)	43.0
10.	Bill Maas (1984-92)	40.0
11.	Wilbur Young (1973-77)	35.0*
12.	Dee Ford (2014-18)	30.5
13.	Dan Saleaumua (1989-96)	28.0
14.	John Browning (1996-05)	27.5
	Derrick Johnson (2005-17)	27.5
16.	Whitney Paul (1976-81, 86)	24.0*
17.	Joe Phillips (1992-97)	23.5
	Frank Clark (2019-22)	23.5

Note: Sacks became recognized as an official statistic in 1982. *The Chiefs began recording sacks in 1973.

Tackles

Includes all players with 500 tackles

1.	Derrick Johnson (2005-17)	1,262
2.	Art Still (1978-89)	1,992
3.	Gary Spani (1978-86)	999
4.	Derrick Johnson (2005-18)	934
5.	Deron Cherry (1981-91)	927
6.	Kevin Easley (1994-1999, 2001, 07-08)	883
7.	Kevin Easley (1994-1999, 2001, 07-08)	883
8.	Derrick Thomas (1989-99)	728
9.	Jerome Woods (1996-05)	720
10.	Greg Wesley (2000-07)	701
11.	Lloyd Burruss (1981-91)	628
12.	Dino Hackett (1986-92)	625
13.	Tracy Simien (1991-97)	595
14.	Eric Hicks (1998-06)	574
15.	Marvccus Patton (1999-02)	573
16.	Albert Lewis (1983-93)	555
17.	Neil Smith (1988-96)	546

Punting

Based on Avg.; minimum 200 punts

	Player	No.	Yds.	Avg.
1.	Tommy Townsend (2020-23)	201	9,533	47.43
2.	Dustin Colquitt (2005-19)	1,124	50,393	44.83
3.	Jerrel Wilson (1963-77)	1,018	44,218	43.44
4.	Louie Aguiar (1994-98)	421	17,930	42.59
5.	Jim Arnold (1983-85)	284	11,934	42.02
6.	Bryan Barker (1990-93)	272	11,267	41.42
7.	Bob Grupp (1979-81)	214	8,756	40.92
8.	Kelly Goodburn (1987-90)	219	8,812	40.24

Punt Returning

Based on Avg.; minimum 50 punt returns

	Player	No.	Yds.	Avg.	TD
1.	Dexter McCluster (2010-13)	79	959	12.1	3
2.	Tyreek Hill (2016-21)	86	1,009	11.7	4
3.	Noland Smith (1967-69)	53	589	11.1	1
4.	Abner Haynes (1960-64)	55	598	10.9	0
5.	Tamarick Vanover (1995-99)	181	1,930	10.7	4
6.	J.T. Smith (1979-84)	216	2,289	10.6	4
7.	Willie Mitchell (1964-70)	56	564	10.1	1
8.	Dante Hall (2000-06)	188	1,882	10.0	5

Kickoff Returning

Based on Avg.; minimum 50 returns

	Player	No.	Yds.	Avg.	TD
1.	Knile Davis (2013-16)	72	1,942	27.0	2
2.	Noland Smith (1967-69)	68	1,822	26.8	1
3.	Dave Grayson (1961-64)	84	2,231	26.6	1
4.	Abner Haynes (1960-64)	52	1,326	25.5	1
5.	De'Anthony Thomas (2014-19)	58	1,422	24.5	0
6.	Jamaal Charles (2008-16)	51	1,246	24.4	1
7.	Tamarick Vanover (1995-99)	212	5,099	24.1	4
8.	Dante Hall (2000-06)	360	8,644	24.0	6

LONGEST PLAYS

Rushing

	Player (Opponent, Date)	Yards
1.	Jamaal Charles (at New Orleans, 9/23/12)	91 (TD)
2.	Damien Williams (vs. Minnesota, 11/3/19)	91 (TD)
3.	Jamaal Charles (vs. Indianapolis, 12/23/12)	86 (TD)
4.	Ted McKnight (at Seattle, 9/30/79)	84 (TD)
5.	Damien Williams (vs. L.A. Chargers, 12/29/19)	84 (TD)
6.	Joe Delaney (vs. Denver, 10/18/81)	82 (TD)
7.	Derrick Alexander (vs. Pittsburgh, 12/18/99)	82 (TD)
8.	Abner Hayes (at N.Y. Jets, 11/29/64)	80 (TD)
9.	Warren McVea (vs. Cincinnati, 10/26/69)	80 (TD)
10.	Jamaal Charles (at St. Louis, 12/19/10)	80 (TD)
11.	Jamaal Charles (at Cleveland, 12/9/12)	80 (TD)
12.	Mike Garrett (vs. Houston, 10/30/66)	77 (TD)
13.	Robert Holmes (at Miami, 9/28/68)	76 (TD)
14.	Steve Bono (at Arizona, 10/1/95)	76 (TD)
15.	Jamaal Charles (vs. Buffalo, 12/13/09)	76 (TD)
16.	Jack Spikes (vs. San Diego, 9/10/61)	74 (TD)
17.	Abner Hayes (vs. Buffalo, 9/30/62)	71 (TD)
18.	Thomas Jones (vs. Jacksonville, 10/24/10)	70 (TD)
19.	Tyreek Hill (vs. Denver, 12/25/16)	70 (TD)
20.	Alex Smith (at N.Y. Jets, 12/31/17)	70

Passing

	Player (Opponent, Date)	Yards
1.	*Trent Green - Marc Boerigter (vs. San Diego, 12/22/02)	99 (TD)
2.	**Mike Livingston - Otis Taylor (vs. Miami, 10/19/69)	93 (TD)
3.	Len Dawson - Tommy Brooker (at Denver, 11/18/62)	92 (TD)
4.	Len Dawson - Gloster Richardson (at Oakland, 11/3/68)	92 (TD)
5.	Len Dawson - Frank Pitts (vs. Boston, 11/17/68)	90 (TD)
6.	Steve DeBerg - J.J. Birden (vs. San Diego, 11/18/90)	90 (TD)
7.	Patrick Mahomes - Demarcus Robinson (vs. Oakland, 12/30/18)	89 (TD)
8.	Len Dawson - Otis Taylor (vs. Miami, 11/13/66)	89 (TD)
9.	Steve DeBerg - Stephone Paige (at New England, 12/2/90)	86 (TD)
10.	Elvis Grbac - Derrick Alexander (at Chicago, 9/12/99)	86 (TD)
11.	Len Dawson - Larry Brunson (vs. San Diego, 11/10/74)	84 (TD)
12.	Bill Kenney - Stephone Paige (vs. San Diego, 12/22/85)	84 (TD)
13.	Steve DeBerg - Stephone Paige (at Denver, 9/17/90)	83 (TD)
14.	Patrick Mahomes - Mecole Hardman (vs. Baltimore, 9/22/19)	83 (TD)
15.	Len Dawson - Frank Jackson (vs. N.Y. Jets, 12/22/63)	82 (TD)
16.	Len Dawson - Otis Taylor (vs. Pittsburgh, 10/18/71)	82
17.	Len Dawson - Frank Jackson (at Denver, 9/7/63)	81 (TD)
18.	Bill Kenney - Carlos Carson (vs. Seattle, 12/27/87)	81 (TD)
19.	Elvis Grbac - Derrick Alexander (vs. San Diego, 10/31/99)	81 (TD)
20.	Elvis Grbac - Derrick Alexander (at New England, 12/4/00)	81 (TD)
21.	Steve DeBerg - Carlos Carson (at N.Y. Jets, 10/2/88)	80 (TD)
22.	Rich Gannon - Andre Rison (vs. Seattle, 10/4/98)	80 (TD)
23.	Alex Smith - Travis Kelce (vs. Denver, 12/25/16)	80 (TD)
24.	Alex Smith - Charcandrick West (vs. Broncos, 11/15/15)	80 (TD)

*Tied NFL record **Taylor accounted for 79 yards, then lateralled to Robert Holmes for 14 yards.

Interception Returns

	Player (Opponent, Date)	Yards
1.	Gary Barbaro (vs. Seattle, 12/11/77)	102 (TD)
2.	Tim Collier (at Oakland, 12/18/77)	100 (TD)
3.	Sean Smith (at Buffalo, 11/3/13)	100 (TD)
4.	Dave Grayson (vs. New York Titans, 12/17/61)	99 (TD)
5.	Kevin Ross (at San Diego, 9/6/92)	99 (TD)
6.	Jaylen Watson (vs. L.A. Chargers, 9/15/22)	99 (TD)
7.	Andy Studebaker (vs. Pittsburgh, 11/22/09)	94
8.	Brandon Flowers (at N.Y. Jets, 10/26/08)	91 (TD)
9.	Mark McMillian (at San Diego, 12/14/97)	87 (TD)
10.	Lloyd Burruss (L.A. Raiders, 10/28/91)	83
11.	David Webster (vs. Oakland, 10/9/60)	80 (TD)
12.	Jerome Woods (at Green Bay, 10/12/03)	79 (TD)

Fumble Returns

	Player (Opponent, Date)	Yards
1.	Chris Martin (vs. Miami, 10/13/91)	100 (TD)
2.	Bashaud Breeland (at Detroit, 9/29/19)	100 (TD)
3.	Mike Edwards (at L.A. Chargers, 1/7/24)	97 (TD)
4.	Gary Spani (at Oakland, 10/25/81)	91 (TD)
5.	Derrick Thomas (at Seattle, 12/5/93)	86 (TD)
6.	Nick Bolton (at Denver, 1/8/22)	86 (TD)
7.	James Hasty (vs. Oakland, 9/8/96)	80 (TD)
8.	Sammy Knight (vs. Washington, 10/16/05)	80 (TD)
9.	Donnie Edwards (at Chicago, 9/12/99)	79 (TD)
10.	Maurice Leggett (at Oakland, 11/30/08)	67 (TD)
11.	Thomas Howard (at Pittsburgh, 9/6/81)	65 (TD)
12.	Mike Edwards (four yards) and Bryan Cook (59 yards) (vs. Miami*, 11/5/23)	63 (TD)
13.	Jerry Mays (vs. N.Y. Jets, 12/22/63)	58 (TD)
14.	Tyron Brackenridge (at San Diego, 9/30/07)	50 (TD)
15.	Whitey Paul (vs. Denver, 10/18/81)	47 (TD)

*Game in Frankfurt, Germany

Punt Returns

	Player (Opponent, Date)	Yards
1.	Tyreek Hill (vs. San Diego, 1/1/17)	95 (TD)
2.	Dexter McCluster (vs. San Diego, 9/13/10)	94 (TD)
3.	Dante Hall (vs. Denver, 10/5/03)	93 (TD)
4.	Tyreek Hill (at LA Chargers, 9/9/18)	91 (TD)
5.	Dante Hall (vs. Arizona, 12/1/02)	90 (TD)
6.	Dexter McCluster (vs. N.Y. Giants, 9/29/13)	89
7.	J.T. Smith (vs. Oakland, 9/23/79)	88 (TD)
8.	Dale Carter (at Seattle, 11/22/92)	86 (TD)
9.	Tamarick Vanover (vs. San Diego, 10/9/95)	86 (TD)
10.	Dante Hall (vs. St. Louis, 12/8/02)	86 (TD)
11.	*Jitter Fields (vs. Denver, 10/18/87)	85 (TD)
12.	Tamarick Vanover (vs. Oakland, 1/2/00)	84 (TD)
13.	Tamarick Vanover (vs. Buffalo, 9/14/97)	82 (TD)
14.	Tyreek Hill (at Houston, 10/8/17)	82 (TD)
15.	De'Anthony Thomas (vs. Oakland, 12/14/14)	81 (TD)
16.	Noland Smith (vs. N.Y. Jets, 9/15/68)	80 (TD)
17.	Tamarick Vanover (at Denver, 12/5/99)	80 (TD)

* Replacement game

Kickoff Returns

	Player (Opponent, Date)	Yards
1.	Knile Davis (vs. Denver, 12/1/13)	108 (TD)
2.	Noland Smith (at Denver, 12/17/67)	106 (TD)
3.	Mecole Hardman (vs. L.A. Chargers, 12/29/19)	104 (TD)
4.	Byron Pringle (at Denver, 10/25/20)	102 (TD)
5.	Dante Hall (vs. Pittsburgh, 9/14/03)	100 (TD)
6.	Dave Grayson (at Denver, 9/7/63)	99 (TD)
7.	Tamarick Vanover (at Seattle, 9/3/95)	99 (TD)
8.	Knile Davis (vs. St. Louis, 10/26/14)	99 (TD)
9.	Boyce Green (at Pittsburgh, 12/21/86)	97 (TD)
10.	Tamarick Vanover (at Denver, 10/27/96)	97 (TD)
11.	Dante Hall (at Baltimore, 9/28/03)	97 (TD)
12.	Dante Hall (vs. Denver, 12/19/04)	97 (TD)
13.	Jamaal Charles (vs. Pittsburgh, 11/22/09)	97 (TD)
14.	Tremont Smith (at New England, 10/14/18)	97
15.	Dante Hall (vs. San Diego, 11/28/04)	96 (TD)
16.	Dante Hall (vs. Philadelphia, 10/2/05)	96 (TD)
17.	Paul Palmer (vs. San Diego, 9/13/87)	95 (TD)
18.	Quintin Demps (at Washington, 12/8/813)	95 (TD)

Punts

	Player (Opponent, Date)	Yards
1.	Dustin Colquitt (vs. San Diego 12/2/07)	81
2.	Dustin Colquitt (at Denver 12/31/17)	77
3.	Dan Stryzinski (at Oakland, 9/9/01)	76
4.	Tommy Townsend (at Denver, 12/12/22)	76
5.	Bob Grupp (vs. San Diego, 11/4/79)	74
6.	Tommy Townsend (L.A. Chargers, 9/15/22)	74
7.	Dustin Colquitt (vs. Oakland, 9/14/08)	73
8.	Dustin Colquitt (at Oakland, 12/23/06)	72
9.	Dustin Colquitt (at St. Louis, 12/19/10)	72
10.	Dustin Colquitt (at Oakland, 12/16/12)	71
11.	Jerrel Wilson (at Denver, 10/11/64)	70
12.	Jerrel Wilson (vs. Buffalo, 10/18/64)	70
13.	Jerrel Wilson (vs. Houston, 11/28/68)	70
14.	Dustin Colquitt (at Jacksonville, 11/8/09)	70

Field Goals

	Player (Opponent, Date)	Yards
1.	Harrison Butker (vs. Buffalo, 10/16/22)	62
2.	Harrison Butker (vs. Denver, 10/12/23)	60
3.	Matthew Wright (vs. Las Vegas, 10/10/22)	59
4.	Nick Lowery (at Washington, 9/18/83)	58
5.	Nick Lowery (vs. L.A. Raiders, 9/12/85)	58
6.	Harrison Butker (at L.A. Chargers, 9/20/20)	58
7.	Nick Lowery (vs. Seattle, 9/14/80)	57
8.	Harrison Butker (at Chicago, 12/22/19)	56
9.	Harrison Butker (vs. Denver, 12/5/21)	56
10.	Harrison Butker (at Denver, 10/29/23)	56
11.	Jan Stenerud (at Denver, 10/4/70)	55
12.	Harrison Butker (vs. Carolina, 11/8/20)	55
13.	Harrison Butker (vs. Green Bay, 11/7/21)	55
14.	Jan Stenerud (at Houston, 9/9/67)	54
15.	Jan Stenerud (at Denver, 10/5/69)	54
16.	Jan Stenerud (at San Francisco, 12/6/71)	54
17.	Nick Lowery (vs. L.A. Raiders, 11/6/83)	54
18.	Nick Lowery (at Detroit, 11/26/87)	54
19.	Pete Stoyanovich (vs. Denver, 11/16/97)	54
20.	Ryan Succop (vs. Minnesota, 10/2/11)	54
21.	Cairo Santos (at Houston, 9/18/16)	54
22.	Harrison Butker (at Seattle, 12/23/18)	54
23.	Harrison Butker (vs. Minnesota, 11/3/19)	54
24.	Harrison Butker (vs. Buffalo, 10/10/21)	54
25.	Harrison Butker (vs. Las Vegas, 12/12/21)	54
26.	Harrison Butker (at Arizona, 9/11/22)	54
27.	Harrison Butker (at New England, 12/17/23)	54
28.	Harrison Butker (vs. Cincinnati, 12/31/23)	54
29.	Pete Stoyanovich (at Seattle, 11/8/98)	53
30.	Lawrence Tynes (vs. San Diego, 10/22/06)	53
31.	Ryan Succop (at Baltimore, 9/13/09)	53
32.	Ryan Succop (at St. Louis, 12/19/10)	53
33.	Ryan Succop (vs. New York Jets, 12/11/11)	53
34.	Cairo Santos (vs. St. Louis, 10/26/14)	53
35.	Cairo Santos (vs. at Baltimore, 12/20/15)	53
36.	Harrison Butker (at Oakland, 10/19/17)	53
37.	Harrison Butker (vs. Oakland, 12/10/17)	53
38.	Harrison Butker (vs. Atlanta, 12/27/20)	53
39.	Harrison Butker (vs. Dallas, 11/21/21)	53
40.	Jan Stenerud (at Miami, 9/28/68)	52
41.	Jan Stenerud (vs. Cincinnati, 10/13/68)	52
42.	Jan Stenerud (vs. Buffalo, 12/7/69)	52



SUPERLATIVES

	Jan Stenerud (at Washington, 10/10/76)	52
	Nick Lowery (vs. Detroit, 10/26/80)	52
	Nick Lowery (vs. Oakland, 10/11/81)	52
	Nick Lowery (at Cincinnati, 9/9/84)	52
	Nick Lowery (at New York Giants, 11/25/84)	52
	Nick Lowery (at New Orleans, 9/8/85)	52
	Nick Lowery (at Detroit, 11/26/87)	52
	Nick Lowery (vs. Denver, 9/20/93)	52
	Eddie Murray (vs. Pittsburgh, 10/25/92)	52
	Pete Stoyanovich (at St. Louis, 10/26/97)	52
	Lawrence Tynes (at Miami, 10/21/05)	52
	Lawrence Tynes (at San Diego, 12/17/06)	52
	Ryan Succop (vs. Oakland, 10/28/12)	52
	Ryan Succop (vs. Carolina, 12/2/12)	52
	Harrison Butker (at Washington, 10/17/21)	52
	Harrison Butker (at L.A. Chargers, 11/20/22)	52
59.	Ben Agajanian (vs. Buffalo, 11/12/61)	51
	Jan Stenerud (at Dallas, 11/10/75)	51
	Nick Lowery (at Houston, 10/9/88)	51
	Nick Lowery (at N.Y. Giants, 12/11/88)	51
	Pete Stoyanovich (vs. Detroit, 9/26/99)	51
	Todd Peterson (vs. Denver, 12/16/01)	51
	Lawrence Tynes (at Miami 10/21/05)	51
	Ryan Succop (vs. Minnesota, 10/2/11)	51
	Ryan Succop (vs. N.Y. Giants, 9/29/13)	51
	Cairo Santos (at Cincinnati, 10/4/15)	51
	Cairo Santos (vs. Jacksonville, 11/6/16)	51
	Harrison Butker (vs. Denver, 10/30/17)	51
	Harrison Butker (vs. L.A. Chargers, 12/16/17)	51
	Harrison Butker (at Denver, 1/8/22)	51
73.	Mike Mercer (vs. San Diego, 11/6/66)	50
	Jan Stenerud (vs. Oakland, 11/23/67)	50
	Jan Stenerud (at San Diego, 10/29/72)	50
	Jan Stenerud (vs. Oakland, 12/8/74)	50
	Nick Lowery (vs. Seattle, 9/14/80)	50
	Nick Lowery (at Pittsburgh, 12/14/80)	50
	Nick Lowery (vs. Denver, 9/18/88)	50
	Nick Lowery (at Pittsburgh, 10/29/89)	50
	Pete Stoyanovich (at San Diego, 11/22/98)	50
	Morten Andersen (vs. Miami, 9/29/02)	50
	Lawrence Tynes (at Denver, 9/12/04)	50
	Lawrence Tynes (at San Diego, 12/05)	50
	Ryan Succop (at Oakland, 11/15/09)	50
	Cairo Santos (at Denver, 11/15/15)	50
	Harrison Butker (at Oakland, 12/2/18)	50
	Harrison Butker (vs. Oakland, 12/1/19)	50

BIG YARDAGE DAYS

Rushing

Includes all players with 150 rushing yards

	Player (Opponent, Date)	
1.	Jamaal Charles (at Denver, 1/3/10)	259
2.	Jamaal Charles (at New Orleans, 9/23/12)	233
3.	Jamaal Charles (vs. Indianapolis, 12/23/12)	226
4.	Larry Johnson (at Houston, 11/20/05)	211
5.	Larry Johnson (vs. Cincinnati, 1/1/06)	201
6.	Barry Word (vs. Detroit, 10/14/90)	200
7.	Larry Johnson (vs. Denver, 9/28/08)	198
8.	Priest Holmes (at Seattle, 11/24/02)	197
9.	Joe Delaney (vs. Houston, 11/15/81)	193
10.	Mike Garrett (vs. N.Y. Jets, 11/5/67)	192
11.	Derrick Blaylock (at New Orleans, 11/14/04)	186
12.	Priest Holmes (at San Diego, 11/4/01)	181
13.	Priest Holmes (at New England, 9/22/02)	180
14.	Jamaal Charles (vs. Buffalo, 10/31/10)	177
15.	Jamaal Charles (at Seattle, 11/28/10)	173
16.	Larry Johnson (at St. Louis, 11/5/06)	172
	Kareem Hunt (at L.A. Chargers, 9/24/17)	172
18.	Christian Okoye (vs. Dallas, 10/22/89)	170
19.	Mike Garrett (at Denver, 12/17/67)	169
20.	Priest Holmes (at Oakland, 12/9/01)	168
21.	Larry Johnson (at N.Y. Giants, 12/17/05)	167
22.	Jamaal Charles (at Cleveland, 12/9/12)	165
23.	Abner Hayes (vs. Buffalo, 9/30/62)	164
24.	Priest Holmes (at San Diego, 11/30/03)	162
25.	Mike Garrett (at San Diego, 12/18/66)	161
	Priest Holmes (at Denver, 12/15/02)	161
	Clyde Edwards-Helaire (at Buffalo 10/19/20)	161
28.	Jamaal Charles (vs. Seattle 11/16/14)	159
29.	Abner Hayes (vs. Oakland, 11/26/61)	158
	Robert Holmes (at Cincinnati, 11/10/68)	158
31.	Abner Hayes (at New York Titans, 11/24/60)	157
	Larry Johnson (vs. Denver, 11/23/06)	157
33.	Abner Hayes (at Houston, 11/22/64)	156
	Christian Okoye (at Seattle, 11/1/89)	156
	Tony Richardson (vs. Denver, 12/17/00)	156
36.	Larry Johnson (vs. Seattle, 10/29/06)	155
	Kareem Hunt (vs. L.A. Chargers, 12/16/17)	155
38.	Larry Johnson (vs. Oakland, 11/19/06)	154
	Jamaal Charles (vs. Cleveland, 12/20/09)	154
40.	Christian Okoye (at Miami, 10/13/91)	153
41.	Priest Holmes (at N.Y. Jets, 10/6/02)	152

Passing

Includes all players with 350 passing yards

	Player (Opponent, Date)	
1.	Elvis Grbac (at Oakland, 11/5/00)	504
2.	Patrick Mahomes (at L.A. Rams, 11/19/18)	478
3.	Matt Cassel (at Denver, 11/14/10)	469

4.	Patrick Mahomes (at Tampa Bay, 11/29/20)	462
5.	Patrick Mahomes (at Tennessee, 11/10/19)	446
	Patrick Mahomes (vs. Tennessee, 11/6/22)	446
7.	Patrick Mahomes (at Oakland, 9/15/19)	443
8.	Len Dawson (vs. Denver, 11/1/64)	435
9.	Patrick Mahomes (vs. L.A. Chargers, 10/22/23)	424
10.	Patrick Mahomes (at San Francisco, 10/23/22)	423
11.	Patrick Mahomes (vs. N.Y. Jets, 11/1/20)	416
12.	Bill Kenney (at San Diego, 12/11/83)	411
13.	Patrick Mahomes (at L.A. Chargers, 12/16/21)	410
14.	Patrick Mahomes (at Las Vegas, 11/14/21)	406
15.	Trent Green (at Green Bay, 10/12/03)	400
16.	Bill Kenney (at New Orleans, 9/8/85)	397
	Trent Green (at Denver, 12/7/03)	397
	Patrick Mahomes (at Washington, 10/17/21)	397
19.	Steve DeBerg (at Denver, 9/17/90)	395
20.	Joe Montana (at Denver, 10/17/94)	393
	Patrick Mahomes (at Miami, 12/13/20)	393
22.	Trent Green (vs. Indianapolis, 10/31/04)	389
	Alex Smith (at Cincinnati, 10/4/15)	386
24.	Patrick Mahomes (at Baltimore, 9/28/20)	385
25.	Len Dawson (vs. San Diego, 11/10/74)	381
	Trent Green (vs. New England, 11/22/04)	381
27.	Patrick Mahomes (at Jacksonville, 9/8/19)	378
28.	Patrick Mahomes (vs. Baltimore, 12/9/18)	377
29.	Patrick Mahomes (at Cleveland, 11/4/18)	375
30.	Patrick Mahomes (vs. Baltimore, 9/22/19)	374
31.	Trent Green (at San Diego, 1/2/05)	373
32.	Patrick Mahomes (vs. Carolina, 11/8/20)	372
33.	Trent Green (at Tampa Bay, 11/7/04)	369
34.	Trent Green (vs. Cleveland, 11/9/03)	368
	Alex Smith (at New England, 9/7/17)	368
36.	Alex Smith (at N.Y. Jets) 12/3/17)	366
37.	Bill Kenney (at Denver, 10/30/83)	365
38.	Len Dawson (at San Diego, 10/15/67)	364
39.	Alex Smith (vs. San Diego, 9/11/16)	363
40.	Joe Montana (at Atlanta, 9/18/94)	361
41.	Patrick Mahomes (at Arizona, 9/11/22)	360
42.	Trent Green (vs. Oakland, 12/25/04)	358
	Patrick Mahomes (vs. Cincinnati, 10/21/18)	358
44.	Len Dawson (at Buffalo, 12/12/65)	356
45.	Trent Green (at Arizona, 10/21/01)	352
	Patrick Mahomes (at New England, 10/14/18)	352
	Patrick Mahomes (at Denver, 12/11/22)	352
48.	Elvis Grbac (at New England, 12/4/00)	350

Receiving

Includes all players with 150 receiving yards

	Player (Opponent, Date)	
1.	Stephone Paige - 8 rec. (vs. San Diego, 12/22/85)	309
2.	Tyreek Hill - 13 rec. (at Tampa Bay, 11/29/20)	269
3.	Tyreek Hill - 10 rec. (at L.A. Rams, 11/19/18)	215
4.	Curtis McClinton - 5 rec. (vs. Denver, 12/19/65)	213
5.	Stephone Paige - 10 rec. (at Denver, 9/17/90)	206
6.	Sammy Watkins - 9 rec. (at Jacksonville, 9/8/19)	198
7.	Carlos Carson - 9 rec. (at San Diego, 10/25/87)	197
	Tyreek Hill - 11 rec. (vs. Cleveland, 9/12/21)	197
9.	Jamaal Charles- 8 rec. (at Oakland, 12/15/13)	195
10.	Larry Brunson- 8 rec. (vs. San Diego, 11/10/74)	193
11.	Travis Kelce - 10 rec (at L.A. Chargers, 12/16/21)	191
	Otis Taylor - 6 rec. (vs. Pittsburgh, 10/18/71)	190
13.	J.J. Birden - 8 rec. (at Raiders, 12/22/91)	188
14.	Otis Taylor - 5 rec. (vs. Houston, 10/30/66)	187
15.	Dwayne Bowe - 13 rec. (at Denver, 11/14/10)	186
	Tyreek Hill - 11 rec. (at Philadelphia, 10/3/21)	186
17.	Tyreek Hill - 6 rec. (at N.Y. Jets, 12/3/17)	185
18.	Travis Kelce - 12 rec (vs. L.A. Chargers, 10/22/23)	179
19.	Henry Marshall - 9 rec. (at Baltimore, 12/21/80)	176
20.	Frank Jackson - 10 rec. (at N.Y. Jets, 11/29/64)	175
21.	Carlos Carson - 8 rec. (at New Orleans, 9/8/85)	173
	Derrick Alexander - 5 rec. (at San Diego, 11/22/98)	173
23.	Demarcus Robinson- 6 rec. (at Oakland, 9/15/19)	172
24.	Chris Burford - 10 rec. (at Boston, 10/12/62)	171
25.	Dwayne Bowe - 13 rec. (at Seattle, 11/28/10)	170
26.	Tyreek Hill - 7 rec (at L.A. Chargers, 9/9/18)	169
27.	Travis Kelce - 12 rec (at Oakland, 12/2/18)	168
28.	Willie Davis - 5 rec. (vs. Philadelphia, 10/11/92)	167
29.	Henry Marshall - 8 rec. (vs. Seattle, 12/9/84)	166
30.	Carlos Carson - 7 rec. (vs. San Diego, 10/14/84)	165
	Carlos Carson - 7 rec. (at San Diego, 12/11/84)	165
32.	Dwayne Bowe - 8 rec. (at San Diego, 9/30/07)	164
33.	Stephone Paige - 7 rec. (at Pittsburgh, 10/9/89)	163
34.	Carlos Carson - 5 rec. (at N.Y. Jets, 10/2/88)	162
	Andre Rison - 8 rec. (at Oakland, 9/8/97)	162
36.	Jeremy Maclin - 9 rec. (vs. Buffalo, 11/29/15)	160
	Travis Kelce - 11 rec (vs. Denver, 12/15/16)	160
38.	Emile Harry - 11 rec. (at Cleveland, 11/24/91)	159
	Travis Kelce - 10 rec (vs. Carolina, 11/8/20)	159
40.	Tyreek Hill - 11 rec (at Tennessee, 11/10/19)	157
41.	Chris Burford - 10 rec. (at Boston, 9/25/66)	155
	Willie Davis - 6 rec. (at Seattle, 9/3/95)	155
43.	Derrick Alexander - 6 rec. (at Chicago, 9/12/99)	154
44.	Carlos Carson - 5 rec. (at N.Y. Giants, 11/25/84)	153
	Derrick Alexander - 5 rec. (vs. Seattle, 10/2/00)	153
	Dwayne Bowe - 6 rec. (vs. Tennessee, 12/26/10)	153
47.	Eddie Kennison - 7 rec. (vs. Cincinnati 1/1/06)	151
	Stephone Paige - 7 rec. (at New England, 12/2/90)	151



SUPERLATIVES

Game-Winning Field Goals

Chiefs kickers have connected on 21 game-winning field goals as time expired or in sudden death overtime situations throughout the franchise's history. The biggest was a 25-yard kick by K Tommy Brooker that ended the second-longest game in pro football history. Brooker's FG concluded the 1962 AFL Championship Game with an elapsed time of 77:54 as the Dallas Texans claimed a 20-17 win at Houston (12/13/62). Brooker received a celebratory postgame escort off the field from TE Fred Arbanas (#84) and DB Bobby Hunt (#20). Among the nine kickers to hit a game-winning kick for Kansas City, K Ryan Succop booted a team-record four game-winning FGs, while K Harrison Butker owns the longest kick to ever win a game for the Chiefs, a 58-yard effort at the Los Angeles Chargers (9/20/20), which occurred after making a 53-yard FG that was nullified by a false start, and after making a 58-yard FG that was nullified by a Chargers timeout prior to the attempt.

Date	Opp.	Kicker	Length	Final Score
12/23/62	@ HOU	Brooker	25	20-17 2 OT*
11/23/75	DET	Stenerud	26	24-21 OT
10/17/76	@ MIA	Stenerud	34	20-17 OT
10/23/83	@ HOU	Lowery	41	13-10 OT
12/8/91	SD	Lowery	18	20-17 OT
1/8/94	PIT	Lowery	32	27-24 OT**
9/10/95	NYG	Elliott	23	20-17 OT
9/28/97	SEA	Stoyanovich	41	20-17 OT
11/16/97	DEN	Stoyanovich	54	24-22
11/28/99	@ OAK	Stoyanovich	44	37-34
12/16/01	DEN	Peterson	32	26-23 OT
9/8/02	@ CLE	Andersen	30	40-39
11/22/09	PIT	Succop	22	27-24 OT
10/31/10	BUF	Succop	35	13-10 OT
10/23/11	SD	Succop	30	23-20 OT
9/23/12	@ NO	Succop	31	27-24 OT
11/13/16	@ CAR	Santos	37	20-17
11/27/16	@ DEN	Santos	34	30-27 OT
12/31/17	@ DEN	Butker	30	27-24
11/3/19	MIN	Butker	44	26-23
9/20/20	@ LAC	Butker	58	23-20 OT

*AFL Championship Game
**AFC Wild Card Game

CHIEFS RECORD WHEN...

THROUGH 2023, WEEK 11

Chiefs Record When...

Regular Season	532-439-12 (.547)
Preseason:	141-121-3 (.538)
Postseason:	24-21-0 (.533)
Regular Season Only:	
In overtime:	21-21-2 (.500)
In Primetime:	80-48-0 (.625)
Home:	305-182-4 (.625)
Cotton Bowl:	15-6-0 (.714)
Municipal Stadium:	44-16-3 (.722)
GEHA Field at Arrowhead Stadium:	244-160-1 (.604)
Wembley Stadium:	1-0 (1.000)
Frankfurt Stadium	1-0 (1.000)
Away:	227-257-8 (.470)
vs. AFC:	335-310-5 (.519)*
vs. AFC West:	202-162-2 (.555)*
vs. NFC:	110-81-2 (.575)*
* Since 1970	

Chiefs Record When... (2000-23)

Regular Season:	217-170
Preseason:	34-53
Postseason:	16-10
(Regular Season Only)	
Home:	120-74
Away:	97-96
vs. AFC:	159-129
vs. AFC West:	89-59
vs. NFC:	58-41
Outdoors:	195-157
Indoors:	22-13
On grass:	190-137
On artificial turf:	28-34
Playing in season openers:	13-11
Playing in season finales:	14-10
Playing in September:	45-35
Playing in October:	57-39
Playing in November:	46-46
Playing in December:	60-45
Playing in January:	9-5
Scoring fewer than 10 points:	1-33
Scoring 10 points or more:	217-136
Scoring 20 points or more:	187-63
Scoring 30 points or more:	99-22
Allowing 10 points or less:	60-2
Allowing 20 points or less:	147-48
Allowing 30 points or less:	205-107
Allowing more than 30 points:	17-69
Scoring first:	140-61
Scoring on first drive:	106-47
Opponent scores on first drive:	65-67
Outcome three points or less:	42-48
Outcome seven points or less:	100-91
Playing in overtime:	13-13
Leading at half:	157-41
Trailing at half:	47-112
Tied at half:	13-17
Leading after three quarters:	169-32
Trailing after three quarters:	35-120
Tied after three quarters:	13-18
Positive turnover margin:	126-38
Negative turnover margin:	42-92
Even turnover margin:	49-40

Chiefs Record When Producing...

	1960-23 Record	2013-23 Record	1960-23 Two or More
100-Yard Receiver	154-104-5 (.595)	51-14-0 (.785)	18-13-0 (.581)
100-Yard Rusher	147-56-3 (.721)	23-6-0 (.793)	5-1-0 (.833)
300-Yard Passer	77-59-2 (.565)	42-11-0 (.792)	0-0-0 (.000)

Chiefs Record When Allowing...

	1960-23 Record	2013-23 Record	1960-23 Two or More
100-Yard Receiver	129-144-5 (.473)	25-36-0 (.410)	7-12-1 (.396)
100-Yard Rusher	59-139-4 (.302)	20-16-0 (.556)	0-8-0 (.000)
300-Yard Passer	54-66-1 (.450)	18-17-0 (.514)	0-0-0 (.000)

POSTSEASON SUPERLATIVES

POSTSEASON SUPERLATIVES

100-Yard Receivers (22)

	Date	Opponent	Player	Rec.	Yds.	Avg.	LG	TD	Result
1.	12/22/68	@ Oakland	Otis Taylor	4	117	29.3	55	0	L,6-41
2.	12/25/71	Miami	Ed Podolak	8	110	13.8	29	1	L,24-27 (2OT)
3.	12/25/71	Miami	Elmo Wright	3	104	34.7	63	0	
4.	1/5/91	@ Miami	Stephone Paige	8	142	17.8	33	1	L,16-17
5.	12/31/94	@ Miami	Kimble Anders	6	103	17.2	57t	1	L,17-27
6.	1/4/98	Denver	Andre Rison	8	110	13.8	34	0	L,10-14
7.	1/4/14	@ Indianapolis	Dwayne Bowe	8	150	18.8	63	1	L,44-45
8.	1/9/16	@ Houston	Travis Kelce	8	128	16.0	48	0	W,30-0
9.	1/12/19	Indianapolis	Travis Kelce	7	108	15.4	30	0	W,31-13
10.	1/20/19	New England	Sammy Watkins	4	114	28.5	54	0	L,31-37 OT
11.	1/12/20	Houston	Travis Kelce	10	134	13.4	28	3	W,51-31
12.	1/19/20	Tennessee	Sammy Watkins	7	114	16.3	60t	1	W,35-24
13.	2/2/20	San Francisco	Tyreek Hill	9	105	11.7	44	0	W,31-20
14.	1/17/21	Cleveland	Tyreek Hill	8	110	13.8	26	0	W,22-17
15.	1/17/21	Cleveland	Travis Kelce	8	109	13.6	24	1	
16.	1/24/21	Buffalo	Tyreek Hill	9	172	19.1	71	0	W,38-24
17.	1/24/21	Buffalo	Travis Kelce	13	118	9.1	17	2	
18.	2/7/21	@ Tampa Bay	Travis Kelce	10	133	13.3	33	0	L,9-31
19.	1/16/22	Pittsburgh	Travis Kelce	5	108	21.6	48t	1	W,42-21
20.	1/23/22	Buffalo	Tyreek Hill	11	150	13.6	64t	1	W,42-36 (OT)
21.	1/29/23	Cincinnati	M. Valdes-Scantling	6	116	19.3	29	1	W,23-20
22.	1/13/24	Miami	Rashee Rice	8	130	16.3	39	1	W,26-7
23.	1/28/24	@ Baltimore	Travis Kelce	11	116	10.5	21	1	W,17-10

Note: The Chiefs have registered 20 postseason games in franchise history with at least one 100-yard receiver. In games with at least one 100-yard receiver, the Chiefs are 12-8-0 (.600). Kansas City has three postseason games with two or more 100-yard receivers in franchise history. They are 2-1-0 (.667) in those games.

Career Postseason 100-Yard Receiving Games

Player	100-Yard Games
1. Travis Kelce (2013-23)	8
2. Tyreek Hill (2016-21)	4
3. Sammy Watkins (2018-20)	2

100-Yard Rushers (5)

	Date	Opponent	Player	Att.	Yds.	Avg.	LG	TD	Result
1.	12/25/71	Miami	Wendell Hayes	22	100	4.5	16	0	L,24-27 (2OT)
2.	12/28/91	L.A. Raiders	Barry Word	33	130	3.9	23	0	W,10-6
3.	1/11/04	Indianapolis	Priest Holmes	24	176	7.3	48	2	L,31-38
4.	1/12/19	Indianapolis	Damien Williams	25	129	5.2	24	1	W,31-13
5.	2/2/20	San Francisco	Damien Williams	17	104	6.1	38t	1	W,31-20

Note: The Chiefs have registered five postseason games with a 100-yard rusher in franchise history. The team is 3-2 (.600) all-time in postseason games with a 100-yard rusher. The club has never had two or more 100-yard rushers in a postseason game in franchise history.

Career 100-Yard Rushing Games

Player	100-Yard Games
1. Damien Williams (2018-19)	2
2t. Wendell Hayes (1968-74)	1
Barry Word (1990-92)	1
Priest Holmes (2001-07)	1

300-Yard Passers (8)

	Date	Opponent	Player	Att.	Comp.	Yds.	LG	TD	INT	Result
1.	12/31/94	@ Miami	Joe Montana	37	26	314	57t	2	1	L,17-27
2.	1/4/14	@ Indianapolis	Alex Smith	46	30	378	79t	4	0	L,44-45
3.	1/12/20	Houston	P.Mahomes	35	23	321	48	5	0	W,51-31
4.	1/24/21	Buffalo	P.Mahomes	38	29	325	71	3	0	W,38-24
5.	1/16/22	Pittsburgh	P.Mahomes	39	30	404	48t	5	1	W,42-21
6.	1/23/22	Buffalo	P.Mahomes	44	33	378	64t	3	0	W,42-36 (OT)
7.	1/29/23	Cincinnati	P.Mahomes	43	29	326	29	2	0	W,23-20
8.	2/11/24	San Francisco	P.Mahomes	46	34	333	52	2	1	W,25-22

Note: The Chiefs have recorded eight postseason games with an individual 300-yard passer. The club is 6-2 (.750) all-time in postseason games with a 300-yard passer.

Career 300-Yard Passing Games

Player	Games	Record
1. Patrick Mahomes (2017-23)	6	5-0 (1.000)
2t. Joe Montana (1993-94)	1	0-1 (.000)
Alex Smith (2013-17)	1	0-1 (.000)

POSTSEASON OPPONENT SUPERLATIVES

100-Yard Pass Receivers (16)

	Date	Opponent	Player	Rec.	Yds.	Avg.	LG	TD	Result
1.	1/1/67	@ Buffalo	Bobby Burnett	6	127	21.2	42	0	W,31-7
2.	1/15/67	@ Green Bay	Max McGee	7	138	19.7	37t	2	L,10-35
3.	12/22/68	@ Oakland	Fred Biletnikoff	7	180	25.7	54	3	L,6-41
4.	1/11/70	Minnesota	John Henderson	7	111	15.9	28	0	W,23-7
5.	12/25/71	Miami	Paul Warfield	7	140	20.0	35	0	L,24-27 (2OT)
6.	1/5/92	@ Buffalo	Andre Reed	4	100	25.0	53t	2	L,14-37
7.	1/6/07	@ Indianapolis	Dallas Clark	9	103	11.4	21	0	L,8-23
8.	1/9/11	Baltimore	Todd Heap	10	108	10.8	21	0	L,7-30
9.	1/4/14	@ Indianapolis	T.Y. Hilton	13	224	17.2	64t	2	L,44-45
10.	1/16/16	@ New England	Julian Edelman	10	100	10.0	14	0	L,20-27
11.	1/15/17	Pittsburgh	Antonio Brown	6	108	18.0	52	0	L,16-18
12.	1/12/20	Houston	DeAndre Hopkins	9	118	13.1	38	0	W,51-31
13.	1/23/22	Buffalo	Gabe Davis	8	201	25.1	75t	4	W,42-36 (OT)
14.	1/30/22	Cincinnati	Tee Higgins	6	103	17.2	44	0	L,24-27 (OT)
15.	12/12/23	@ Philadelphia	DeVonta Smith	7	100	14.3	45	0	W,38-35
16.	1/28/24	@ Baltimore	Zay Flowers	5	115	23.0	54	1	W,17-10

100-Yard Rushers (11)

	Date	Opponent	Player	Att.	Yds.	Avg.	LG	TD	Result
1.	12/28/86	@ N.Y. Jets	Freeman McNeil	31	135	4.4	24	1	L,15-35
2.	12/28/91	L.A. Raiders	Nick Bell	20	107	5.4	19	0	W,10-6
3.	1/5/92	@ Buffalo	Thurman Thomas	22	100	4.5	19	0	L,14-37
4.	1/23/93	@ San Diego	Marion Butts	15	119	7.9	54t	1	L,0-17
5.	1/23/94	@ Buffalo	Thurman Thomas	33	186	5.6	33	3	L,13-30
6.	1/4/98	Denver	Terrell Davis	25	101	4.0	14	2	L,10-14
7.	1/11/04	Indianapolis	Edgerrin James	26	125	4.8	18	2	L,31-38
8.	1/6/07	@ Indianapolis	Joseph Addai	25	122	4.9	14	1	L,8-23
9.	1/15/17	Pittsburgh	Le'Veon Bell	30	170	5.7	38	0	L,16-18
10.	1/6/18	Tennessee	Derrick Henry	23	156	6.8	35t	1	L,21-22
11.	1/20/19	New England	Sony Michel	29	113	3.9	11	2	L,31-37 (OT)

300-Yard Passers (9)

	Date	Opponent	Player	Att.	Comp.	Yds.	LG	TD	INT	Result
1.	12/22/68	@ Oakland	Daryle Lamonica	39	19	347	54t	5	0	L,6-41
2.	1/16/94	@ Houston	Warren Moon	43	32	306	30	1	1	W,28-20
3.	1/11/04	Indianapolis	Peyton Manning	30	22	304	38	3	0	L,31-38
4.	1/4/14	@ Indianapolis	Andrew Luck	45	29	443	64t	4	3	L,44-45
5.	1/16/16	@ New England	Tom Brady	42	28	302	42	2	0	L,20-27
6.	1/20/19	New England	Tom Brady	46	30	348	30	1	2	L,31-37 (OT)
7.	1/12/20	Houston	Deshaun Watson	52	31	388	54t	2	0	W,51-31
8.	1/23/22	Buffalo	Josh Allen	37	27	329	75t	4	0	W,42-36 (OT)
9.	2/12/23	@ Philadelphia	Jalen Hurts	38	27	304	45t	1	0	W,38-35

POSTSEASON SUPERLATIVES

POSTSEASON ALL-TIME MISCELLANEOUS SCORES

All-Time Defensive Scores

Date	Opponent	Defensive Score	Result
12/28/86	@ NY Jets	Safety, NY P Dave Jennings rushes out of end zone	L, 15-35
2/12/23	Philadelphia	Nick Bolton, 36-yard fumble return	W, 38-35

Notes: The Chiefs are 1-1 (.500) in games when producing a defensive score (TD or safety) in the postseason.

All-Time Special Teams Scores

Date	Opponent	Special Teams Score	Result
12/28/86	@ NY Jets	Albert Lewis, blocked punt recovery in end zone	L, 15-35
1/11/04	Indianapolis	Dante Hall, 92-yard kickoff return	L, 31-38
1/9/16	@ Houston	Knile Davis, 106-yard kickoff return	W, 30-0

Notes: The Chiefs are 1-2 (.333) in games when producing a special teams score (TD or safety) in the postseason.

THE CHIEFS HAVE PRODUCED ONE POSTSEASON SHUTOUT. KANSAS CITY HAS BEEN SHUTOUT ONLY ONCE IN THE POSTSEASON.

All-Time Shutouts

Date	Opponent	Score
1/9/16	@ Houston	30-0

All-Time Opponent Shutouts

Date	Opponent	Score
1/2/93	@ San Diego Chargers	0-17

All-Time Two-Point Conversions

Date	Opponent	Two-Point Play	Result
1/6/07	@ Ind.	Kris Wilson pass from Trent Green	L, 8-23

Year-By-Year Two-Point Conversions/Attempts

2006	1/1
2016	0/1
Total Conversions	1
Total Attempts	2
Conversion Pct.	.500

POSTSEASON CAREER LEADERS

Games Played

Rank	Player	Games Played
1t.	Travis Kelce (2013-23)	22
	James Winchester (2015-23)	22
3t.	Harrison Butker (2017-23)	19
	Chris Jones (2016-23)	19
5.	Patrick Mahomes (2017-23)	18
6.	Nick Allegretti (2019-23)	16
7t.	Daniel Sorensen (2014-21)	15
	Derrick Nnadi (2018-23)	15
9.	Mecole Hardman (2019-23)	14
10t.	Anthony Sherman (2013-20)	13
	Tyreek Hill (2016-21)	13
	Demarcus Robinson (2016-21)	13
	Mike Danna (2020-23)	13
	L'Jarius Sneed (2020-23)	13
	Tommy Townsend (2020-23)	13
16t.	Dustin Colquitt (2005-19)	12
	Frank Clark (2019-22)	12
18t.	Eric Fisher (2013-20)	11
	Anthony Hitchens (2018-21)	11
	Ben Niemann (2018-21)	11
	Charvarius Ward (2018-21)	11
	Andrew Wylie (2017-22)	11
	Blake Bell (2019-23)	11
24t.	John Alt (1984-96)	10
	Derrick Thomas (1989-99)	10
	Tim Grunhard (1990-00)	10
	Dave Szott (1990-00)	10
	Marcus Kemp (2017-22)	10
	Mike Pennel (2019-23)	10
	Tershawn Wharton (2020-23)	10
	Nick Bolton (2021-23)	10
	Noah Gray (2021-23)	10
	Creed Humphrey(2021-23)	10
	Trey Smith(2021-23)	10

Rushing

All players with more than 200 postseason rushing yards

Rank	Player	No.	Yds.	Avg.	TD
1.	Patrick Mahomes (2017-23)	90	524	5.8	5

2.	Isiah Pacheco (2022-23)	118	510	4.3	4
3.	Marcus Allen (1993-97)	100	386	3.9	3
4.	Damien Williams (2018-19)	81	355	4.4	6
5.	Clyde Edwards-Helaire(2020-23)	220	5.6	1	
		39			
6.	Jerick McKinnon (2021-23)	53	210	4.0	0
7.	Wendell Hayes (1968-74)	51	208	4.1	1

Receptions

All players with 20 or more postseason receptions

Player	No.	Yds.	Avg.	TD
1. Travis Kelce (2013-23)	165*	1,810	11.6	19
2. Tyreek Hill (2016-21)	84	1,081	12.9	5
3t Otis Taylor (1965-75)	27	481	17.8	2
J.J. Birden (1990-94)	27	363	13.4	2
Mecole Hardman (2019-23)	27	288	10.7	3
6. Rashee Rice (2023)	26	262	10.1	1
7. Sammy Watkins (2018-20)	25	477	19.1	1
8t Keith Cash (1992-96)	21	266	12.7	1
Damien Williams (2018-19)	21	185	8.8	4
Jerick McKinnon (2021-23)	21	212	10.1	1

*NFL RECORD

Receiving Yards

All players with more than 200 postseason receiving yards

Player	Yds.	No.	Avg.	TD
1. Travis Kelce (2013-23)	1,903	165	11.5	19
2. Tyreek Hill (2016-21)	1,081	84	12.9	5
3. Otis Taylor (1965-75)	481	27	17.8	2
4. Sammy Watkins (2018-20)	477	25	19.1	1
5. J.J. Birden (1990-94)	363	27	13.4	2
6. Mecole Hardman (2019-23)	288	27	10.7	3
7. Keith Cash (1992-96)	266	21	12.7	1
8. Rashee Rice (2023)	262	26	10.1	1
9. Marquez Valdes-Scantling (2023)	250	15	16.7	3
10. Willie Davis (1991-95)	239	16	14.9	1
11. Demarcus Robinson (2016-21)	220	14	15.7	1
Jerick McKinnon (2021-23)	212	21	10.1	1

Passing

All players with more than 100postseason pass attempts

Player	Att.	Comp.	Yds.	Pct.	TD	INT
1. Patrick Mahomes (2017-23)	672	456	5,135	67.9	41	8
2. Len Dawson (1962-75)	188	107	1,497	56.9	7	8
3. Alex Smith (2013-17)	185	120	1,250	64.9	9	2
4. Joe Montana (1993-94)	141	85	1,014	60.3	6	4

Scoring

All players with 20 or more postseason points

Player	TD	FG	PAT	Total
1. Harrison Butker (2017-22)	0	32	62	158
2. Travis Kelce (2013-23)	19	0	0	114
3. Damien Williams(2018-19)	10	0	0	60
4. Nick Lowery (1980-93)	0	8	13	37
5. Tyreek Hill (2016-21)	6	0	0	36
6. Jan Stenerud (1967-79)	0	9	8	35
7. Patrick Mahomes (2017-23)	5	0	0	30
8t. Cairo Santos (2014-17)	0	6	6	24
Mecole Hardman (2019-23)	4	0	0	24
Isiah Pacheco (2022-23)	4	0	0	24

Touchdowns

All players with 3 or more postseason touchdowns

Player	Rec.	Rush.	Return	Total
1. Travis Kelce (2013-23)	19	0	0	19
2. Damien Williams (2018-19)	4	6	0	10
3. Tyreek Hill (2016-21)	5	1	0	6
4. Patrick Mahomes (2017-23)	0	5	0	5
5t. Isiah Pacheco(2022-23)	0	4	0	4
Mecole Hardman (2019-23)	3	1	0	4
7t. Marcus Allen (1993-97)	0	3	0	3
Knile Davis (2013-16)	1	1	1	3
Mike Garrett(1966-70)	0	3	0	3
Marquez Valdes-Scantling (2022-23)	3	0	0	3

Interceptions

All players with 2 or more postseason interceptions

Player	No.	Yds.	Avg.	TD
1. Emmitt Thomas (1966-78)	5	101	20.2	0
2. Johnny Robinson (1960-71)	4	131	32.8	0
3t. Deron Cherry (1981-91)	3	47	15.7	0
Jim Marsalis (1969-75)	3	65	21.7	0
5t. Willie Lanier (1967-77)	2	26	13.0	0
Eric Everett (1991)	2	38	19.0	0
Lonnie Marts (1991-93)	2	19	9.5	0
Ty Law (2006-07)	2	43	21.5	0
Eric Berry (2010-18)	2	0	0.0	0
Husain Abdullah(2013-15)	2	5	2.5	0
Marcus Peters (2015-17)	2	30	15.0	0
Jaylen Watson (2022-23)	2	11	5.5	0

POSTSEASON SUPERLATIVES

Sacks

All players with 2.0 or more postseason sacks

1.	Frank Clark (2019-22)	10.5
2t.	Neil Smith (1988-96)	6.5
	Derrick Thomas (1989-99)	6.5
4t.	Justin Houston (2011-18)	4.0
	George Karlaftis (2022-23)	4.0
6t.	Tanoh Kpassagnon (2017-20)	3.0
	Albert Lewis (1983-93)	3.0
8.	Chris Jones (2016-23)	2.5
9t.	Allen Bailey (2011-18)	2.0
	Martin Bayless (1992-93, 95-96)	2.0
	Tamba Hali (2006-17)	2.0
	Melvin Ingram (2021)	2.0
	Joe Phillips (1992-97)	2.0
	L'Jarius Sneed (2020-22)	2.0
	Bennie Thompson (1992-93)	2.0

Tackles

All players with 40 or more postseason tackles

1.	Nick Bolton (2021-23)	81
2.	Daniel Sorensen (2014-21)	77
3.	L'Jarius Sneed (2020-23)	75
4.	Anthony Hitchens (2018-21)	62
5.	Charvarius Ward (2018-21)	54
6.	Justin Reid (2021-23)	47
7.	Eric Berry (2010-18)	42
8t.	Derrick Johnson (2005-17)	40
	Tyrann Mathieu (2019-21)	40
10.	Chris Jones (2016-23)	38

Punting

All players with 10 or more postseason punts; Sorted by average

	Player	No.	Yds.	Avg.
1.	Dustin Colquitt (2005-19)	43	1,938	45.1
2.	Tommy Townsend (2020-22)	39	1,753	44.9
2.	Jerrel Wilson (1963-77)	39	1,693	43.4
4.	Bryan Barker (1990-93)	38	1,613	42.4
5.	Louie Aguiar (1994-98)	11	459	41.7

Punt Returning

All players with 10 or more postseason punt returns; Sorted by average

	Player	No.	Yds.	Avg.	TD
1.	Mike Garrett (1966-70)	11	73	6.6	0
2.	Tyreek Hill (2016-21)	12	40	3.3	0

Kickoff Returning

All players with 10 or more postseason kickoff returns; Sorted by average

	Player	No.	Yds.	Avg.	TD
1.	Dante Hall (2000-06)	10	266	26.6	1
2.	Byron Pringle (2018-21)	10	243	24.3	0
3.	Mecole Hardman (2019-23)	14	312	22.3	0
4.	John Stephens (1993)	10	199	19.9	0

POSTSEASON LONGEST PLAYS

Rushing

	Player (Opponent, Date)	Yards
1.	Mecole Hardman (vs. Buffalo, 1/24/21)	50
2.	Priest Holmes (vs. Indianapolis, 1/11/04)	48
3.	Jamaal Charles (vs. Baltimore, 1/9/11)	41 (TD)
4.	Isiah Pacheco (vs. Jacksonville, 1/21/23)	39
5.	Damien Williams (vs. San Francisco, 2/2/20)	38 (TD)
6.	Tyreek Hill (vs. Indianapolis, 1/12/19)	36 (TD)
7.	Patrick Mahomes (vs. Buffalo, 1/23/22)	34
8.	Isiah Pacheco (at Buffalo, 1/21/24)	29
9t.	Patrick Mahomes (vs. Miami, 1/13/24)	28
	Clyde Edwards-Helaire (at Buffalo, 1/21/24)	28

Passing

	Player (Opponent, Date)	Yards
1.	Alex Smith - Donnie Avery (at Indianapolis, 1/4/14)	79 (TD)
2.	Patrick Mahomes - Tyreek Hill (vs. Buffalo, 1/24/21)	71
3.	Patrick Mahomes - Tyreek Hill (vs. Buffalo, 1/23/22)	64 (TD)
4.	Alex Smith - Dwayne Bowe (at Indianapolis, 1/4/14)	63
5.	Patrick Mahomes - Sammy Watkins (vs. Ten., 1/19/20)	60 (TD)
6.	Joe Montana - Kimble Anders (at Miami, 12/31/94)	57 (TD)
7.	Patrick Mahomes - Sammy Watkins (vs. NE, 1/20/19)	54
8.	Patrick Mahomes - Mecole Hardman (vs. SF, 2/11/24)	52
9.	Elvis Grbac - Joe Horn (vs. Denver, 1/4/98)	50

Interception Return

	Player (Opponent, Date)	Yards
1.	Ty Law (at Indianapolis, 1/6/07)	43
2.	Rashad Fenton (vs. Buffalo, 1/24/21)	30
3.	Deron Cherry (vs. L.A. Raiders, 12/28/91)	29
4.	Marcus Peters (vs. Tennessee, 1/6/18)	28
5.	Daniel Sorensen (vs. New England, 1/20/19)	24
6.	Eric Everett (vs. L.A. Raiders, 12/28/91)	23

7.	Josh Mauga (at Houston, 1/9/16)	20
----	---------------------------------	----

Fumble Return

	Player (Opponent, Date)	Yards
1.	Nick Bolton (vs. Philadelphia, 2/12/23)	36 (TD)
2.	Darwin Thompson (vs. Houston, 1/12/20)	18
3.	Justin Houston (at Indianapolis, 1/4/14)	7
4.	Johnny Robinson (vs. Minnesota, 1/11/70)	2

Punt Return

	Player (Opponent, Date)	Yards
1.	Kadarius Toney (vs. Philadelphia, 2/12/23)	65
2.	Mecole Hardman (vs. Pittsburgh, 1/16/22)	48
3.	Tyreek Hill (vs. Buffalo, 1/23/22)	45

Kickoff Return

	Player (Opponent, Date)	Yards
1.	Knile Davis (at Houston, 1/9/16)	106 (TD)
2.	Dante Hall (vs. Indianapolis, 1/11/04)	92 (TD)
3.	Mecole Hardman (vs. Houston, 1/12/20)	58

Punt

	Player (Opponent, Date)	Yards
1.	Dustin Colquitt (at Indianapolis, 1/6/07)	66
2t.	Louie Aguiar (vs. Denver, 1/4/98)	62
	Tommy Townsend (vs. San Francisco, 2/11/24)	62
4.	Jerrel Wilson (at Green Bay, 1/15/67)	61
5.	Tommy Townsend (vs. Jacksonville, 1/21/23)	60
6t.	Jerrel Wilson (vs. Minnesota, 1/11/70)	59
	Dustin Colquitt (vs. New England, 1/20/19)	59
8.	Jerrel Wilson (at Oakland, 12/22/68)	58
9.	Tommy Townsend (vs. Cincinnati, 1/30/22)	57
10t.	Jerrel Wilson (at Oakland, 1/4/70)	56
	Dustin Colquitt (at Houston, 1/9/16)	56

Field Goal

	Player (Opponent, Date)	Yards
1.	Harrison Butker (at San Francisco, 2/11/24)	57
2t.	Harrison Butker (at Tampa Bay, 2/7/21)	52
	Harrison Butker (at Baltimore, 1/28/24)	52
4t.	Harrison Butker (vs. Cleveland, 1/17/21)	50
	Harrison Butker (vs. Jacksonville, 1/21/23)	50
6t.	Cairo Santos (at Houston, 1/9/16)	49
	Harrison Butker (at Buffalo, 1/23/22)	49
8t.	Jan Stenerud (vs. Minnesota, 1/11/70)	48
	Cairo Santos (vs. Pittsburgh, 1/15/17)	48
10.	Harrison Butker (at Buffalo, 1/21/24)	47

POSTSEASON BIG YARDAGE DAYS

Rushing

Includes all players with 150 rushing yards

	Player (Opponent, Date)	Yards
1.	Priest Holmes (vs. Indianapolis, 1/11/04)	176

Passing

Includes all players with 350 passing yards

	Player (Opponent, Date)	Yards
1.	Patrick Mahomes (vs. Pittsburgh, 1/16/22)	404
2t.	Patrick Mahomes (vs. Buffalo, 1/23/22)	378
	Alex Smith (at Indianapolis, 1/4/14)	378

Receiving

Includes all players with 150 receiving yards

	Player (Opponent, Date)	Yards
1.	Tyreek Hill - 9 rec. (vs. Buffalo, 1/24/21)	172
2t.	Dwayne Bowe - 8 rec. (at Indianapolis, 1/4/14)	150
	Tyreek Hill - 11 rec. (vs. Buffalo, 1/23/22)	150

POSTSEASON SUPERLATIVES

CHIEFS POSTSEASON RECORD WHEN...

ALL-TIME, THROUGH SUPER BOWL LVIII

Chiefs Postseason Record When...

Postseason:	24-21 (.533)
In Overtime	4-3 (.571)
In Wild Card Games*:	5-8 (.385)
In Divisional Games*:	7-7 (.500)
In Championship Games*:	4-3 (.571)
In Super Bowls:	4-2 (.667)
* Since 1970	
Home:	12-9 (.571)
Cotton Bowl:	0-0 (.000)
Municipal Stadium:	0-1 (.000)
GEHA Field at Arrowhead Stadium:	12-8 (.600)
Away:	8-10 (.444)
Neutral Site	4-2 (.667)

Chiefs Postseason Record When...

Postseason:	24-21
Home:	12-9
Away:	8-10
Neutral Site	4-2
Outdoors:	20-19
Indoors:	4-2
On grass:	18-15
On artificial turf:	6-6
Scoring fewer than 10 points:	1-8
Scoring 10 points or more:	24-15
Scoring 20 points or more:	20-7

Scoring 30 points or more:	10-3
Allowing 10 points or less:	8-1
Allowing 20 points or less:	15-5
Allowing 30 points or less:	21-13
Allowing more than 30 points:	3-10
Scoring first:	11-9
Scoring on first drive:	11-9
Opponent scores on first drive:	12-8
Outcome three points or less:	6-7
Outcome seven points or less:	12-11
Playing in overtime:	4-3
Leading at half:	15-4
Trailing at half:	5-13
Tied at half:	4-4
Leading after three quarters:	19-4
Trailing after three quarters:	5-15
Tied after three quarters:	0-2
Positive turnover margin:	12-5
Negative turnover margin:	2-14
Even turnover margin:	10-2

Chiefs Postseason Record When Producing...

	1960-23 Record	1960-23 Two or More
100-Yard Receiver	12-8 (.600)	2-1 (.667)
100-Yard Rusher	3-2 (.600)	0-0 (.000)
300-Yard Passer	6-2 (.750)	0-0 (.000)

Chiefs Postseason Record When Allowing...

	1960-23 Record	1960-23 Two or More
100-Yard Receiver	6-10 (.375)	0-0 (.000)
100-Yard Rusher	1-10 (.091)	0-0 (.000)
300-Yard Passer	4-5 (.444)	0-0 (.000)