



2 0 2 4

MEDIA GUIDE

XXXXXX



2024 SAN FRANCISCO 49ERS SCHEDULE

PRESEASON

Date	Opponent	Pacific Time	Local Time	Network
Saturday, August 10	at Tennessee	4:00 p.m.	6:00 p.m.	KPIX 5
Sunday, August 18	New Orleans	5:00 p.m.		FOX
Friday, August 23	at Las Vegas	7:00 p.m.		KPIX 5

REGULAR SEASON

Date	Opponent	Pacific Time	Local Time	Network
Monday, September 9	New York Jets	5:15 p.m.		ESPN
Sunday, September 15	at Minnesota	10:00 a.m.	12:00 p.m.	CBS
Sunday, September 22	at Los Angeles Rams	1:25 p.m.		FOX
Sunday, September 29	New England	1:05 p.m.		FOX
*Sunday, October 6	Arizona	1:05 p.m.		FOX
*Thursday, October 10	at Seattle	5:15 p.m.		Prime Video
*Sunday, October 20	Kansas City	1:25 p.m.		FOX
*Sunday, October 27	Dallas	5:20 p.m.		NBC
Sunday, November 3	BYE			
*Sunday, November 10	at Tampa Bay	10:00 a.m.	1:00 p.m.	FOX
*Sunday, November 17	Seattle	1:05 p.m.		FOX
*Sunday, November 24	at Green Bay	1:25 p.m.	3:25 p.m.	FOX
*Sunday, December 1	at Buffalo	5:20 p.m.	8:20 p.m.	NBC
*Sunday, December 8	Chicago	1:25 p.m.		FOX
*Thursday, December 12	Los Angeles Rams	5:15 p.m.		Prime Video
Sunday, December 22	at Miami	1:25 p.m.	4:25 p.m.	CBS
*Monday, December 30	Detroit	5:15 p.m.		ESPN
*Saturday/Sunday, January 4/5	at Arizona	TBD		TBD

This season, “flexible scheduling” for Sunday Night Football may be used up to twice between Weeks 5-10, and in the NFL’s discretion during Weeks 11-17; for Monday Night Football in the NFL’s discretion in Weeks 12-17; and for Thursday Night Football it may be used up to twice between Weeks 13-17. During these Flex Scheduling Windows, the games initially scheduled for Sunday Night Football (on NBC), Monday Night Football (on ESPN or ABC), and Thursday Night Football (on Amazon Prime Video) are tentatively scheduled and subject to change. Only Sunday afternoon games (or those listed as TBD) are eligible to be moved to Sunday night, Monday night, or Thursday night, in which case the initially scheduled Sunday/Monday night game would be moved to Sunday afternoon. Sunday afternoon games may also be moved between 1:00 p.m. and 4:05 p.m. or 4:25 p.m. ET.

As in prior seasons, for Week 18, the final weekend of the season, the scheduling of the Saturday, Sunday afternoon, and the Sunday night games is not assigned. In Week 18, two games will be played on Saturday (4:30 PM ET and 8:15 PM ET) with the remainder to be played on Sunday afternoon (1:00 PM ET and 4:25 PM ET) and one matchup to be played on Sunday night (8:20 PM ET). Specific dates, start times, and networks for Week 18 matchups will be determined and announced following the conclusion of Week 17.

49ERS MEDIA GUIDE CREDITS

Editors:	Corry Rush, Peter Volmut, Zackary Teats, Kristin Wojcik
Editorial Assistants:	Caleigh Elkin, Holli Burnett, Jacob Fill
Photography:	Terrell Lloyd, Michael Zagaris, Kym Fortino, Associated Press
Historical Photography:	Bill Fox, Jeff Bayer, Frank Rippon, Dennis Desprois, Dave Beronio

Presented by



TABLE OF CONTENTS

ORGANIZATION

2024 Schedule.....1
 Table of Contents.....2
 Club Directory.....3-4
 Denise DeBartolo York & John York - Co-Chairmen.....5-8
 Jed York - Chief Executive Officer.....9-10
 John Lynch - President of Football
 Operations/General Manager.....11-13
 Paraag Marathe - President of 49ers Enterprises &
 Executive Vice President of Football Operations.....14
 Al Guido - President.....15-16
 Harpreet Basran - Chief People Officer.....17
 Brano Perkovich - Chief Investment Officer.....18
 Brent Schoeb - Chief Revenue & Marketing Officer.....19
 Peter Wilhelm - Chief Financial Officer.....20
 Executives & Vice Presidents.....21-40

LEVI'S® STADIUM

Levi's® Stadium Media Guide.....41-60

COACHES & FOOTBALL STAFF

Kyle Shanahan - Head Coach.....61-65
 All-Time 49ers Head Coaching Records.....66
 Coaching Staff.....67-108
 Pronunciation Guide.....109
 All-Time 49ers Coaches.....110-113
 Football Operations Directors.....114-122
 Player Personnel & Scouting.....123-128
 Football Administration.....128
 Player Health & Performance.....129-130
 Equipment.....131-132
 Football Communications.....132
 Groundskeeping.....133-134
 Team Operations.....134
 Player Engagement.....134
 Football Technology/Video.....134-135

PLAYERS

Alphabetical Roster.....136
 Veteran Player Bios.....137-433
 2024 Rookie Bios.....434-443

2023 SEASON REVIEW

2023 Regular Season Statistics.....444-445
 2023 Postseason Statistics.....446-447
 2023 Player Participation.....448-449
 2023 Game-by-Game Starters & Inactives.....450
 2023 Transactions.....451-453
 2023 Game-by-Game Team Statistics.....454-468
 Last Times.....469-476
 2023 Game Summaries.....477-496

RECORDS

Individual Records.....497-535
 Opponent Individual Records.....536
 Team Records.....537-540

POSTSEASON

Postseason History.....541-542
 Individual Postseason Records.....543-549
 Team Postseason Records.....550
 Postseason Game Summaries.....551-567

ALL-TIME RESULTS

49ers Composite Results.....568
 1946-49 Schedule & Results.....568
 Year-by-Year Results & Statistics.....569-642
 Record vs. Opponents.....643-652
 Primetime Games.....653
 Monday Night Football Records.....654-655
 Offensive and Defensive Rankings.....656
 Overtime Games.....656-666
 Preseason Results.....667-669
 Home/Away Records.....670
 NFC West Standings.....671

HISTORY

Anthony J. Morabito - 49ers Founder.....672
 49ers Team Awards.....673-675
 NFL Award Winners.....676
 All-Time Player of the Month.....676
 All-Time Player of Week.....677
 Edward J. DeBartolo Sr. 49ers Hall of Fame.....678-682
 49ers Pro Football Hall of Famers.....683
 Retired Jerseys.....683
 Pro Bowlers.....684-685
 All-Pros.....686-687
 49ers Trade History.....688-691
 All-Time Roster.....692-703
 All-Time Practice Squad Roster.....704-707
 All-Time Rookie Free Agents To Make The Roster.....708
 49ers Starters.....709-717
 Historical Highlights.....718-733
 49ers All-Time Presidents & Personnel Directors.....734

DRAFT HISTORY

49ers AAFC Draft (1946-49).....735
 49ers All-Time NFL Draft.....735-744

TRAINING FACILITY AND BUSINESS OFFICE

SAP PERFORMANCE FACILITY
 4949 MARIE P. DEBARTOLO WAY
 SANTA CLARA, CA 95054
 PHONE: (408) 562-4949

VISA BOX OFFICE

LEVI'S® STADIUM
 4900 MARIE P. DEBARTOLO WAY
 SANTA CLARA, CA 95054
 PHONE: (408) 579-4449

49ERS OFFICIAL WEBSITE

www.49ers.com

49ERS ON INSTAGRAM

@49ers

49ERS ON X

@49ers

49ERS ON FACEBOOK

www.facebook.com/SANFRANCISCO49ERS

49ERS ON SNAPCHAT

@SF49ers

49ERS ON YOUTUBE

San Francisco 49ers

LEVI'S® STADIUM WEBSITE

www.levisstadium.com

LEVI'S® STADIUM ON X

@LevisStadium

LEVI'S® STADIUM ON INSTAGRAM

@LevisStadium

LEVI'S® STADIUM ON FACEBOOK

www.facebook.com/levisstadium

STADIUM OPERATIONS

LEVI'S® STADIUM
 4900 MARIE P. DEBARTOLO WAY
 SANTA CLARA, CA 95054
 PHONE: (408) 673-2100

COLORS

49ERS RED (PANTONE 187C)
 49ERS GOLD (PANTONE 872C METALLIC)

FOUNDED

1946. JOINED NFL IN 1950

Please visit the 49ers media site to find the digital version of the media guide, as well as updated statistics, rosters, transcriptions, audio files and much more at <https://49ers.1rmg.com>.



SAN FRANCISCO 49ERS DIRECTORY

OWNERSHIP

Denise DeBartolo York Co-Chairman
 John York Co-Chairman
 Jed York Chief Executive Officer
 John M. Sobrato Co-Owner
 Mark Wan Co-Owner
 Gideon Yu Co-Owner

EXECUTIVE MANAGEMENT

John Lynch President of Football Operations/
 General Manager
 Paraag Marathe President of 49ers Enterprises &
 Executive Vice President of Football Operations
 Al Guido President
 Harpreet Basran Chief People Officer
 Brano Perkovich Chief Investment Officer
 Brent Schoeb Chief Revenue & Marketing Officer
 Peter Wilhelm Chief Financial Officer
 Jihad Beauchman Executive Vice President,
 General Counsel
 Jeff Fong Executive Vice President, Finance
 Patty Inglis Executive Vice President
 Costa Kladianos Executive Vice President,
 Head of Technology
 Francine Melendez Hughes Executive Vice President
 & General Manager, Stadium Operations

COACHING STAFF

Kyle Shanahan Head Coach
 Chris Foerster Run Game Coordinator/Offensive Line
 Brian Schneider Special Teams Coordinator
 Nick Sorensen Defensive Coordinator
 Brandon Staley Assistant Head Coach/Defense
 Cameron Brown Defensive Quality Control
 Daniel Bullocks Defensive Passing Game Specialist/Nickels
 Cameron Clemmons Assistant Offensive Line
 Brian Fleury Tight Ends
 Joe Graves Assistant Offensive Line
 Brian Griese Quarterbacks
 Leonard Hankerson Wide Receivers
 Matthew Harper Assistant Special Teams
 Andrew Hayes-Stoker Assistant Defensive Backs
 Jordan Hogan Offensive Coaching Fellow
 Johnny Holland Linebackers
 Kris Kocurek Defensive Line
 Klay Kubiak Offensive Passing Game Specialist
 Mick Lombardi Senior Offensive Assistant
 August Mangin Special Teams Quality Control/
 Game Management Specialist
 Miguel Reveles Offensive Assistant
 Asauni Rufus Offensive Quality Control
 Deuce Schwartz Offensive Quality Control
 Robert Turner Jr. Running Backs
 Jacob Webster Defensive Quality Control
 K.J. Wright Defensive Quality Control
 Patrick Hagedorn Assistant to the Head Coach
 Max Molz Coaching Operations Assistant

PLAYER PERSONNEL & SCOUTING

Tariq Ahmad Director of Player Personnel
 RJ Gillen Director of Player Personnel
 Fred Gammage III Director, Pro Scouting
 Matthew Ploenzke Director, Football R&D
 Josh Williams Director, Scouting & Football Operations
 Dominic DeCicco Director, College Scouting
 Justin Chabot Associate Director of College Scouting
 Steve Slowik Pro Scout
 Chip Flanagan National Scout
 Steve Rubio National Scout
 Warren Ball Area Scout
 Hayden Frey Area Scout
 Crowley Hanlon Area Scout
 Ryan Kessenich Area Scout
 Eric Thatcher Area Scout
 Michael Zyskowski Area Scout
 Nathan Biehl NFS Scout
 Ekene Oleanma Coordinator, Football R&D
 Peyton Greve Analyst, Football R&D
 Meredith Manley Analyst, Football R&D
 Shравan Ramamurthy Football Data Scientist
 Jason Kwon Pro Personnel Analyst
 Jordan Fox Player Personnel Analyst

Grant Bordelon Football Systems Personnel Analyst
 Ryan Carter Scouting Assistant
 Casey Filkins Scouting Assistant
 Ryan Schutta Scouting Assistant
 Jessi Seumalo Player Personnel Coordinator

FOOTBALL ADMINISTRATION

Keena Turner Vice President
 & Senior Advisor to the General Manager
 Frank Gore Football Personnel Advisor
 Mike Gonzalez Assistant to the General Manager

FOOTBALL OPERATIONS

Brian Hampton Vice President, Football Administration
 Jeff Diamond Senior Manager, Salary Cap
 Jeff Weidemeyer Football Contract Administrator

PLAYER HEALTH & PERFORMANCE

Athletic Training
 Dustin Little Head Athletic Trainer
 Mike Sola Director, Reconditioning
 Manny Rivera Assistant Head Athletic Trainer
 Katherine Carden Assistant Athletic Trainer
 Jonathan Dickey Physical Therapist
 Cameron Bustos Assistant, Player Health & Performance
Functional Performance
 Elliott Williams Director, Functional Performance
 Tomo Harada Assistant, Functional
 Performance/Chiropractor

Nutrition

Jordan Mazur Director, Nutrition

Strength & Conditioning

Dustin Perry Head Strength & Conditioning
 Jordan Nieuwsma Assistant Strength & Conditioning
 Chauncey Scissum Assistant Strength & Conditioning
 Gregory Segrove Assistant Strength & Conditioning

ALUMNI RELATIONS

Guy McIntyre Director of Alumni Relations
 Shelby Soltau Manager, Alumni Relations
 & Player Engagement
 Steve Bono Alumni Coordinator
 Dan Bunz Alumni Coordinator
 Jesse Sapolu Alumni Coordinator
 Eric Wright Alumni Coordinator
 Charles Haley 49ers/NFL Hall of Fame Consultant

DOCTORS

Anthony Saglimbeni, MD Primary Care/Internal Medicine
 Tim McAdams, MD Head Team Physician/
 Orthopaedic Surgeon
 Geoffrey Abrams, MD Orthopaedic Surgeon
 William Maloney, MD Orthopaedic Surgeon
 David Meng, DDS Dentist
 Scott Hyver, MD Ophthalmologist

EQUIPMENT

Jay Brunetti Director, Equipment Operations
 Donovan "Doc" Dressler Equipment Manager
 Jeff Gilbert Equipment Manager
 Robert Lloyd Assistant Equipment Manager
 Allen Luna Assistant Equipment Manager
 Memo Escalante Assistant Equipment
 Nate Tajalle Assistant Equipment

FOOTBALL COMMUNICATIONS

Corry Rush Vice President, Football Communications
 Peter Volmut Director, Football Communications
 Kristin Wojcik Manager, Football Communications
 Zackary Teats Coordinator, Football Communications

GROUNDKEEPING

Matt Greiner Director, Groundskeeping
 Salvador Barajas Manager, Groundskeeping
 Francisco Arrezola Rojas Lead, Groundskeeping
 Sergio Basilio Groundskeeper
 Larry Caballero Groundskeeper
 Michael Umana Groundskeeper

TEAM OPERATIONS

Steve Risser Vice President, Team Operations
 Michael Blap Senior Director, Team Operations
 Chase Fisher Coordinator, Team Operations

PLAYER ENGAGEMENT

Austin Moss II Senior Director, Player Affairs
 & Development
 Shelby Soltau Manager, Alumni Relations
 & Player Engagement

FOOTBALL TECHNOLOGY/VIDEO

Michael Bracken Vice President,
 Football Technology/Video

Video Operations

Brad Clark Director, Video Operations
 Willy Peterson Manager, Video Operations
 Charles Sides Video Assistant & Scouting
 Michael Lauck Assistant, Video Operations

Football Technology

Dyng Au Manager, Football Systems
 Neil Mayfield Principal Software Engineer

49ERS ENTERPRISES & INVESTMENTS

Collin Meador Vice President, 49ers Enterprises
 Raminder Dhadwal Senior Manager,
 49ers Enterprises & Investments
 Timothy Holman II Senior Analyst,
 49ers Enterprises & Investments

ACCOUNTING & FINANCE

Accounting

Chris Steele Senior Director, Accounting
 Val Alexander Manager, Payroll
 Caitlin Hinton Manager, Accounting
 Sarah Ta Manager, Accounting
 Erin Fernandez Senior Accountant
 Jennifer Phan Senior Accountant
 Jeremiah Lagasca Staff Accountant
 Emanuel Roberts Accounts Payable Specialist
 Jeffrey Lin Accounting Assistant

Finance

Alex Acton Director, Finance
 Jake Cosenza Manager, Financial Systems
 Kylie Robertson Senior Financial Analyst
 Harshil Bhavsar Financial Analyst
 Ahmed Shaikh Financial Analyst

ADMINISTRATION

Angele Cory Director, Office of the CEO
 Lauren Kenny Executive Assistant
 Krisanne Ryther Operations Manager, 49ers Enterprises
 & Investments & Executive Assistant
 Angela Banister Executive Administrative Assistant
 Tori Madison Executive Administrative Assistant
 Brittney Scott Executive Administrative Assistant

BROADCAST PARTNERSHIPS

Bob Sargent Director of Broadcast Partnerships

BUSINESS STRATEGY & ANALYTICS

Sean Kundu Vice President, Corporate Development
 Alison Lu Vice President, Business Strategy & Analytics
 Noele Crooks Director, BI & CRM
 Michael Matczak Director, Business Strategy & Analytics
 JR Moreno Manager, Business Strategy & Analytics
 Max Kahn Senior Business Intelligence Analyst
 Jonathan Dalsey Business Strategy & Analytics Analyst
 Hillary Phu CRM Analyst

COMMUNITY IMPACT

49ers EDU

Sofy Navarro Senior Manager, 49ers EDU
 Sara Jin Senior Coordinator, 49ers EDU
 Emilio Cortez Senior Coordinator, 49ers EDU
 Corina Mendoza Assistant, 49ers EDU
 Tayllor Washington Assistant, 49ers EDU

49ers Foundation

Justin Prettyman Executive Director,
 San Francisco 49ers Foundation
 Austin Fleishour Director, Philanthropy & Strategic
 Partnerships
 Coban Lopez Director of Programs
 Peggy Bradley Senior Manager,
 49ers Foundation Accounting
 Kaleigh Anderson Manager, Strategic Partnerships
 Morgan Mariano Senior Coordinator, Revenue Programs
 & Administration
 Dominique Bocanegra Coordinator, Foundation Activation
 & Events

49ers PREP

Tucker Baksa Senior Manager of 49ers PREP
 & Fan Engagement
 Ryan Dillard Senior Coordinator, 49ers PREP

SAN FRANCISCO 49ERS DIRECTORY

Community Relations

Michelle Beck..... Senior Manager, Community Relations
Saya Lindsay..... Senior Manager, Community Relations

FACILITY SERVICES

Bill Howell..... Director, Facilities
Raul Sandoval..... Maintenance Supervisor
Rafael Herrera..... Facilities Coordinator
Gael Basilio..... Custodian
Erik Lozano Bernal..... Custodian
Eduardo Sandoval..... Custodian
Miguel Sandoval..... Custodian
Santiago Higareda Banuelos..... Maintenance Worker

PEOPLE OPERATIONS

Cristina Hernandez..... Vice President, People Operations
Christina Jefferson..... Senior Director, Inclusion & Culture
Emily Bird..... Director, People Operations
Sarah Kalin..... Manager, People Operations
Charis Mangulabnan..... Senior Coordinator, Inclusion & Culture

Amy Kao..... Coordinator, People Operations

LEGAL

Jodi Marvet..... Risk Manager
Grecia Barboza..... Counsel

MARKETING

Brand
Caleb Homeres..... Senior Director, Brand & Integrated Marketing
Xavier Mora-Sanchez..... Senior Coordinator, Brand Marketing

Content, Digital & Social

Joshua Conner..... Director, Production
Terrell Lloyd..... Director, Photography Services
Johnny Volk..... Director, Social Media
Derrick Sanchez..... Senior Manager, Digital Marketing
Nezam Etemadi..... Senior Manager, 49ers Varsity
Angela Denoegan..... Manager, Social Media
Lindsey Pallares..... Team Reporter
Nigel McWilliams..... Senior Social Media Producer
Nick Schebetta..... Senior Producer
Sarina Soriano..... Senior Producer
Steven Garcea..... Producer
Keana Jurado..... Senior Coordinator, Social Media
Stephanie Shawi..... Senior Coordinator, Digital Media
Briana McDonald..... Digital Media Reporter

Creative

Aaron Llavore..... Creative Director
Noah Hammerman..... Senior Motion & Graphic Designer
Vincent Irao..... Graphic Designer

Game Presentation

Laura Johnson..... Senior Director, Game Presentation & Live Events
Russell Kovshoff..... Senior Manager, Game Presentation & Live Events
Kody Acevedo..... Senior Manager, Game & Live Events Production
Toby Mak..... Assistant Producer, Entertainment & Live Events

PUBLIC AFFAIRS & CORPORATE COMMUNICATIONS

Ellie Caple..... Vice President, Corporate Communications & Public Affairs

Joshua Stephens..... Senior Manager, Communications & Public Affairs

Elijah Lefkow..... Senior Manager, Public Affairs & External Engagement

Jacob Fill..... Senior Coordinator, Corporate Communications

SECURITY

Dan Cory..... Chief Security Officer

Team Security

Michael Anderson..... Director, Team Security
Alonso Martin..... Manager, Team Security

Protective Services

Yossef Azim..... Director, Protective Services

TECHNOLOGY

Cat Lizcano..... Director, Enterprise Applications
Nathan Hayes..... Director, Technology Security Infrastructure
Andres Avelar..... Senior Systems Administrator
Paul McClendon..... Systems Administrator
Michael Espinoza..... Desktop Support Technician

TICKETING

Brad Dugan..... Senior Director, Ticketing & Public Events
Prima Patel..... Director, SBL, Ticket & Public Events Finance

Marcus Wong..... Senior Manager, 49ers & Public Events Ticketing

Chelsea Marroquin..... Manager, Ticketing

Riya Patel..... Senior Coordinator, SBL & Ticket Finance

Michael Auerbach..... Specialist, Ticketing

Christian Huhn..... Specialist, Ticketing

STADIUM MANAGEMENT COMPANY DIRECTORY

ADMINISTRATION

Nicky Arnold..... Executive Administrative Assistant

ACCOUNTING

Brent Ghan..... Manager, Accounting
Stephanie Lee..... Staff Accountant
Catherine Cong..... Accounting Specialist

CORPORATE PARTNERSHIPS

Kevin Hilton..... Vice President of Corporate Partnerships
Ryan Connors..... Senior Director, Global Partnership Sales & Strategy
Michelle Rosar..... Director, Partnership Activation
Riley Danford..... Senior Manager, Partnership Sales
Cameron O'Toole..... Senior Manager, Partnership Sales
Vincent DeBartolomeis..... Manager, Partnership Sales
Nate Racela..... Manager, Partnership Sales
Michelle Archuleta..... Manager, Partnership Activation
Nick Clarke..... Manager, Partnership Activation
Charlie Duysen..... Manager, Partnership Activation
Alexis Geh..... Manager, Partnership Activation
Graham Nolan..... Manager, Partnership Activation
Adrianna Bragg..... Coordinator, Partnership Activation

ENGINEERING

Roger Elu..... Chief Engineer
Damon Andrews..... Assistant Chief Engineer
Omar Garcia..... Stationary Engineer
Eric Gunsberg..... Stationary Engineer
Daniel Lee..... Stationary Engineer
Clinton Meyerhoff..... Stationary Engineer
Rick Narayan..... Stationary Engineer
Dominic Peruzzaro..... Stationary Engineer
Justin Rhodes..... Stationary Engineer
Chuckie Robinette Jr..... Stationary Engineer
Christopher Robles..... Stationary Engineer
Christopher Scallan..... Stationary Engineer
Adrian Gonzalez..... Utility Engineer

GUEST SERVICES

Lindsay LoPicollo..... Director, Guest Services
John Ngo..... Senior Manager, Guest Services

HOSPITALITY & RETAIL

Nick Wolfe..... Vice President, Hospitality & Retail

LEGAL

Kevin Wang..... Senior Counsel, Stadium Capital Projects
Myka Bell..... Associate Counsel

LEVI'S STADIUM EVENTS

Emily Eskin..... Head of Levi's Stadium Events
Catherine Lentz..... Director, Levi's Stadium Event Services
Angelica Perez..... Senior Manager, Levi's Stadium Event Sales
Cassandra Jobe..... Manager, Levi's Stadium Event Sales
Jamie Koshmider..... Manager, Levi's Stadium Event Services
Allyson Magnaye..... Manager, Levi's Stadium Event Services
Tameka Poland..... Coordinator, Levi's Stadium Event Services
Allison Wade..... Representative, Levi's Stadium Event Sales

PREMIUM SALES & SERVICE

Dustin Albertson..... Vice President, Sales, Service & Ticketing

Premium & Suite Sales

Carly Townsend..... Director, Premium & Suite Sales
Katie Conroy..... Senior Manager, Suite Sales
Austin Monyak..... Manager, Suite Sales
Kyle Toy..... Manager, Suite Sales
Annika Schultz..... Coordinator, Premium & Suite Sales

SBL & Group Sales

Bennett Sexton..... Director, SBL & Group Sales
Madison Murphy..... Senior Consultant, Group Sales
Abimael Cruz III..... Manager, SBL Sales
Andrei Bubnov..... Senior Consultant, SBL Sales
Connor Buhrow..... Senior Consultant, SBL Sales
Jaquill Scott..... Senior Consultant, SBL Sales
Grace Vincent..... Senior Consultant, SBL Sales
Andrew Olson..... Consultant, SBL Sales
Dylan Rozema..... Consultant, SBL Sales
Cory Takiguchi..... Consultant, SBL Sales

Membership Service

Brandon Lohmann..... Senior Director, Membership Service
Ryan Scarlett..... Senior Manager, Membership Service
Rachelle Hill..... Manager, Membership Service
Jarrett Tom..... Senior Consultant, Membership Service
Linæe Myhand..... Consultant, Membership Service
Beatriz Pedroza..... Consultant, Membership Service
Jasmine Tottoc..... Consultant, Membership Service

Suite Activation

Meagan Schreiner..... Director, Suite Activation
Hillary Ziebelman..... Senior Manager, Suite Activation
Carmen Ewing..... Coordinator, Suite Activation
Seth Frankel..... Suite Activation Representative
Jordan Taylor..... Suite Activation Representative

PROCUREMENT

Jenti Vandertuig..... Director, Procurement
Larry MacNeil..... Compliance Manager
Alyssa Kutz..... Manager, Procurement

STADIUM OPERATIONS

Nelson Ferreira..... Vice President, Stadium & Event Operations
Ryan van Maarth..... Vice President, Stadium Projects & Planning
Ted Slominski..... Chief Broadcast & A/V Engineer
Michael Rescigno..... Director, Parking & Transportation Operations
Daniel Carvajal..... Senior Manager, Stadium Logistics
Camila Hammer..... Senior Manager, Stadium & Event Operations
Meera D'Costa..... Senior Project Manager
Ryan Osenton..... Senior Project Manager
Cameron Lacson..... Senior Manager, Event Operations
Carlos Monroy..... Manager, Parking
Diego Perez..... Manager, Broadcast & IPTV
Vincent Sotto..... Manager, Warehouse & Loading Dock
Kevin Johnson..... Senior Coordinator, A/V & Broadcast Services

Russell Moreno..... Senior Coordinator, Stadium & Events Logistics

Teddy Barnes..... Coordinator, Stadium & Event Operations

Irene Coronado..... Coordinator, Stadium Operations

Jason Larracas..... Coordinator, Loading Dock

Mercedes Ortega..... Coordinator, A/V & Broadcast Services

Brittany Silveira..... Coordinator, Parking & Transportation Operations

STADIUM SECURITY

Jeremy Vaux..... Vice President, Security, Safety & Transportation Operations

Jason Montgomery..... Senior Manager, Safety & Security Operations

Gustavo Gutierrez..... Manager, Security Systems

George Sastini..... Lead Supervisor, Safety & Security

Kalen Francois..... Coordinator, Safety & Security Operations





DENISE DEBARTOLO YORK & JOHN YORK

CO-CHAIRMEN

Denise and John York bring long and distinguished careers in sports and business to their roles as Co-Chairs of the San Francisco 49ers, where they combine their passion for building a championship team with their commitment to being the best possible business partners and community citizens.

A LEGACY IN BUSINESS AND PRO SPORTS

Since Denise's father, Edward J. DeBartolo Sr., purchased the 49ers in 1977, she has been an integral part of four decades of 49ers football, including 56 playoff contests and five Super Bowl victories. Earlier in her career, Denise served as President of the Pittsburgh Penguins hockey team. Under her leadership, the Penguins were revitalized and transformed into a championship team, winning the organization's first Stanley Cup in 1991. In doing so, she became just the third woman to have her name engraved on hockey's famed championship trophy.

A successful entrepreneur, John spent years as Senior Vice President/Director of Racing Operations for the DeBartolo Corporation, instituting programs designed to enhance the fan experience and raise the profile of thoroughbred horse racing. John, a noted pathologist, began his business career in 1982 as Founder of DeYor Laboratories in Youngstown, Ohio. From three employees, he molded the company into a 500-person operation with facilities in three states before selling the company to Corning, Inc., in 1993.

As co-chairs of the 49ers, Denise and John provide the resources and guidance to uphold the 49ers celebrated history and oversee the team's relationship with the Commissioner of the National Football League and other team owners.



THE YORKS' GOLDEN NUGGETS

- John is Chairman of the NFL's Health & Safety Advisory Committee. He is also a member of the League's Audit, Health & Safety Medical and International committees, the latter of which he previously served as Chairman.
- The 49ers were named the 2017 ESPN Sports Humanitarian Team of the Year and the 2017 Pop Warner Little Scholars Team of the Year. The 49ers and the 49ers Foundation were previously recognized as Beyond Sport's 2015 Sport Team of the Year for Outstanding Philanthropic Sports Organization and the 2013 winner of the prestigious Robert Wood Johnson Foundation Steve Patterson Award for Sports Philanthropy.
- For the past 30-plus years, the 49ers Foundation has educated and empowered Bay Area youth through a host of innovative, community-based strategies. The 49ers Foundation has distributed more than \$50 million back into the community.
- In 2014, the 49ers were among the first professional sports organizations to develop and deliver STEAM learning concepts for youth with the launch of the Denise DeBartolo York Education Center at Levi's Stadium.
- The ongoing commitment to promote education is also demonstrated in the 49ers STEM Leadership Institute (SLI), a collaborative education venture in cooperation with Chevron, the Santa Clara Unified School District and the Silicon Valley Education Foundation. The SLI program provides over 300 hours of rigorous STEM curriculum to cohorts of 60 high-achieving 7th through 12th graders each year from Cabrillo Middle School and Santa Clara High School.
- In 2020, Denise and John's impact on Bay Area youth reached another milestone. That year's SLI graduating class was the first cohort to complete the program from start to finish, with 100 percent of the senior class graduating in May and heading off to four-year universities.
- The SLI program has also garnered several awards including the California School Board Association's highest honor, the Golden Bell award for Expanded Learning and Engagement.
- Denise served as President of the Pittsburgh Penguins hockey team and became just the third woman to have her name engraved on the Stanley Cup.
- John spent years as Senior Vice President/Director of Racing Operations for the DeBartolo Corporation, instituting programs designed to enhance the fan experience and raise the profile of thoroughbred horse racing.
- John began his business career in 1982 as Founder of DeYor Laboratories in Youngstown, OH.

TAKING A LEADERSHIP ROLE IN THE NFL

Denise and John’s dedication to the sport of football extends to the top levels of the NFL.

Denise previously served as a member of the Pro Football Hall of Fame Committee, where she helped the League’s ongoing support of the museum that pays tribute to the triumphs of professional football’s greatest stars, including 30 legendary members of the San Francisco 49ers.

John is Chairman of the NFL’s Health & Safety Advisory Committee, which was established in 2011. He is also a member of the League’s Audit, Health & Safety Medical and International committees, the latter of which he previously served as Chairman. Under his leadership, the 49ers became the first team to play a regular season game outside the borders of the United States, taking on the Arizona Cardinals in front of 100,000 fans at Azteca Stadium in Mexico City in 2005. Under his direction, the League expanded its presence abroad with regular season games at Wembley Stadium in London, England. San Francisco has played in London twice, defeating the Denver Broncos in 2010 and the Jacksonville Jaguars in 2013. In 2022, the 49ers defeated the Cardinals at Azteca Stadium in Mexico City.

CELEBRATING THE TEAM’S LEGENDARY HISTORY

Denise and John have played a pivotal role in fostering tremendous relationships with former players and coaches to help celebrate more than seven monumental decades of 49ers football. Over the past decade, Denise and John have brought back every Hall of Fame enshrinee from the 49ers to be honored for their tremendous contributions to Bay Area sports.

Levi’s Stadium opened in 2014 with one of the premiere features of the venue being the 49ers Museum, which houses the Edward J. DeBartolo Sr. 49ers Hall of Fame. The two-level, 20,000 square foot space is dedicated to showcasing the past, present and future of the 49ers’ organization and its commitment to education and innovation.

Under the guidance of Denise and John, the team hosts its annual alumni weekend event to give all players who have donned the red and gold throughout the team’s history a chance to catch up with old friends. They have also worked with players like Joe Montana and the late Dwight Clark, and the members of the 1981 49ers defense to re-enact and commemorate some of the team’s most famous plays such as “The Catch” and the goal line stand that propelled the team to its first Super Bowl victory. As the team said goodbye to Candlestick Park in 2013, the 49ers commemorated many great memories by honoring the Top 10 moments in the storied history of the venue by welcoming back the alumni who helped make them all possible.

ENHANCING THE FAN EXPERIENCE

Denise and John are dedicated to embracing the passion of 49ers fans everywhere. They are committed to giving fans an opportunity to experience the excitement of 49ers football year-round wherever they live around the world and have made it their mission to embrace the Faithful as family.

Levi’s Stadium is the culmination of their vision to create an unparalleled game day experience for 49ers fans. The venue not only provides fans the ultimate place to enjoy 49ers football, but it also plays host to a number of world-class sports and entertainment events throughout the year. Through the integration of innovative technology, sustainable practices and groundbreaking design elements, Levi’s Stadium accurately reflects the best of the Bay Area while bringing fans closer to the game. The venue was selected as one of 16 host sites for FIFA World Cup™ 2026 and awarded Super Bowl LX in 2026.

Visitors to Levi’s Stadium immediately notice wide, open concourses that look into the lower bowl, so fans don’t miss a minute of the action while ordering food. The high number of points of sale for concessions and merchandise and the number of restrooms were designed to limit congestion. From their seats, visitors can marvel at more than 19,000 square-feet of videoboard space. Those who visit the NRG Solar Terrace on the roof of the stadium’s SAP Tower are treated to unbelievable views, while being shaded by 49 solar panel arrays that helped make the venue the first stadium home to an NFL team to open with LEED Gold certification. Levi’s Stadium was also the first home of an NFL team to earn dual LEED Gold certifications, achieving its second distinction for operations and maintenance of an existing building in 2016.

Levi’s Stadium features signature locations in the 49ers Museum presented by Fii and the 49ers Team Store presented by Visa, in conjunction with the venue’s special events programs, to make the venue a year-round destination.

Levi’s Stadium garnered international recognition by receiving the prestigious honor of Sports Business Journal’s 2015 Sports Facility of the Year and the 2015 Sports Venue of the Year at the StadiumBusiness Awards in Barcelona, Spain. The venue has also received several recognitions from the sustainability industry - including the 2017 StadiumBusiness Environmental Award - for its environmentally friendly design and operations plan, both of which were priorities of the York family. In 2024, the Green Sports Alliance honored Levi’s Stadium in their Play to Zero Awards for the venue’s exceptional conservation of energy and water.

MAKING A DIFFERENCE IN THE LIVES OF OTHERS

Under the leadership of Denise and John, 49ers Community Impact and the 49ers Foundation are recognized among the most impactful in all of professional sports. The 49ers were named the 2017 ESPN Sports Humanitarian Team of the Year and the 2017 Pop Warner Little Scholars Team of the Year. The 49ers were also previously recognized as Beyond Sport’s 2015 Sport Team of the Year for Outstanding Philanthropic Sports Organization and the 2013 winner of the prestigious Robert Wood Johnson Foundation Steve Patterson Award for Excellence in Sports Philanthropy.

Since 1991, the 49ers Foundation has served its mission, to harness football to educate and empower Bay Area youth through direct and beneficiary programs throughout Bay Area counties and beyond. The Foundation leverages a host of innovative, community-based strategies, that includes supporting long-standing community partners like the 49ers STEM Leadership Institute presented by Chevron, Fresh Lifelines for Youth (FLY), City Year of San Jose/Silicon Valley, and African American Female Excellence. The 49ers Foundation has invested over \$60 million back into the historically underserved communities in support of its commitment to remain faithful to the next generation. The York family believes that, if a child can learn to learn, they will continue to educate themselves for the rest of their lives.



Within the 49ers Foundation's direct programming, 49ers EDU presented by Chevron is a reflection of the York family's passion and commitment to providing and improving educational opportunities for young people in the Bay Area. The program provides a myriad of opportunities to engage learners, teachers and families in standards-aligned and community-building educational programming—all free of charge. In 2014, the 49ers were among the first professional sports organizations to develop and deliver STEAM learning concepts for youth with the launch of the Denise DeBartolo York Education Center at Levi's Stadium, and the corresponding field trip program that runs through it to this day. The three-pronged program offers a series of three free lessons, including an on-site STEAM visit to the stadium, for students in grades K-8 by integrating innovative concepts that support classroom learning in the community and beyond. Since its inception, 49ers EDU has engaged more than 300,000 students in STEAM conversations through its innovative programming – at no cost. The mission of 49ers EDU is simple: to show students and teachers in kindergarten through eighth grade that education can go beyond textbooks and traditional lessons, and to light a fire for young people for STEAM concepts, so they have a stronger proclivity to pursue these subjects throughout their education. Fortified with a team of dedicated educators, 49ers EDU teaches students the principles of STEAM through something they love -- football.

The ongoing commitment to promote education is also demonstrated in the 49ers STEM Leadership Institute (SLI), a collaborative education venture in cooperation with Chevron, the Santa Clara Unified School District and the Silicon Valley Education Foundation funded by the 49ers Foundation. The SLI program provides over 300 hours of rigorous STEM curriculum to cohorts of 60 high-achieving 7th through 12th graders each year from Cabrillo Middle School and Santa Clara High School. Each student selected into SLI gains access to the six-year program, which is meant to strengthen students STEM-related skills to prepare them for eventual entry into the workforce. In the fall of 2016, the program expanded to Santa Clara High School (SCHS) and now serves over 360 students from 7th through 12th grade.

In 2020, Denise and John's impact on Bay Area youth reached another milestone. That year's graduating class was the first cohort to complete the SLI program from start to finish, with 100 percent of the senior class graduating and heading off to four-year universities. The program now has four cohorts of students in college and has maintained a 100 percent graduation rate. Many of the students are pursuing STEM-related degrees, achieving the York's goal to create educational opportunities for youth to follow their passions. The SLI program has also garnered several awards including the California School Board Association's highest honor, the Golden Bell award for Expanded Learning and Engagement.

Football has been in the York family for over 40 years and 49ers PREP presented by U.S. Bank, a direct service program of the 49ers Foundation, is the evolution of the family's continuing efforts to promote health and wellness through the game of football. 49ers PREP is more than just football, it's the 49ers Foundation's boots-on-the-ground approach to serving Bay Area youth through sport. The direct impact of 49ers PREP can be seen in the over 100,000 participants who have engaged in their in-school programming since 2014. 49ers PREP offers free non-contact, co-ed football camps and clinics to kids of all ages, teaching the importance of fitness and fun. 49ers PREP additionally launched a free flag football program for girls and boys ahead of the 2018 season. In February of 2022, the California Interscholastic Federation (CIF) unanimously passed the motion

to make girls flag football a varsity sport across the state. 49ers PREP hosted girls flag football jamborees, events for female athletes at Levi's Stadium, and launched a player of the week program to celebrate female flag football players throughout the inaugural season. The goal set forth by the York family is to continue to teach more children the importance of teamwork, goal-setting and how to live a healthy lifestyle in a fun, safe and educational environment.

In recognition of their community involvement, Denise and John have been honored with a number of accolades including the Children Discovery Museum's Legacy for Children Award, City Year's Service Leadership Award, Silicon Valley Exemplary Community Leadership Award by Silicon Valley FACES, Outstanding Corporate Philanthropy Award at the Catholic Charities/Catholic Youth Organization's Loaves and Fishes Dinner, and annual inclusion on the Top Corporate Philanthropists list for the San Jose/Silicon Valley Business Journal and the San Francisco Business Times.

Through the York's family foundation, an excess of \$3 million over the past three years has been donated to support programs under the broad categories of Education and Literacy, Religious (multi-denominational), Underprivileged, Healthcare, Elderly, Diversity (including ethnic, LGBTQ+, gender and others).

Their passion for community involvement extends beyond the Bay Area as well. John has been honored with Loyola University's Stritch Medal – the highest honor awarded by the school – for his ongoing contributions to his alma mater. The couple was honored with the Youngstown Hearing and Speech Center's Great Communicators Award in recognition of their philanthropic leadership. They continue to support the Boys and Girls Club of Youngstown, Youngstown Gleaners Food Bank and the Mahoning Valley United Way, while also being intimately involved with the Edward J. DeBartolo Memorial Scholarship Foundation, which awards college scholarships to deserving Youngstown area high school seniors. This year marked over \$2 million given out from the Edward J. DeBartolo Memorial Scholarship Foundation.

Denise continues to provide mentoring and tuition assistance for at-risk youth throughout all levels of education. Denise "adopted" Williamson Elementary School in Youngstown through the United Way Success after Six program, and her donation sponsors the after-school program. She also supports Rescue Mission of Mahoning Valley, Akron Children's Hospital Mahoning Valley, Beatitude House, Youngstown Neighborhood Development, Angels for Animals, YWCA Bright Futures Scholarship Program, Women in Entrepreneurship Program at Youngstown Business Incubator and made a substantial contribution to the new Youngstown State University Veteran's Resource Center. Denise is also passionate about cancer-related causes, including The Serenity Garden at the Joanie Abdu Comprehensive Breast Care Center and continues to support the Mercy Health Foundation.

Through the guidance and leadership of Denise and John, the 49ers organization has been highly regarded for its corporate philanthropy. In 2023, players volunteered 687 hours of their time serving 87 organizations through programming that benefited over 7,000 youth. In addition to the players, 49ers staff, family and alumni donated over 500 hours to support the Bay Area community.

PUTTING FAMILY FIRST

Though Denise and John have accomplished much in their professional careers, they first define themselves as husband, wife, and parents.

Their eldest son, Jed, now carries on the family’s legacy -- begun by his grandfather Edward J. DeBartolo Sr., his Uncle Eddie DeBartolo Jr., and his parents -- by serving as CEO of the 49ers. Their twin daughters, Jenna and Mara, have worked in the Napa Valley wine industry for several years and are active participants with the 49ers Community Impact efforts. Their son, Tony, was an entrepreneur whose true passion lied in philanthropy, which led him to support a number of non-profit efforts and work closely with incarcerated youth. The York children share their parents’ passion for community service and are very active in the 49ers Foundation. Denise and John have two grandchildren, Jaxon and Brixton, the sons of Jed and his wife, Danielle.





JED YORK

CHIEF EXECUTIVE OFFICER

20TH NFL SEASON * 20TH WITH 49ERS

BUILDING A CHAMPIONSHIP TEAM

As chief executive officer of the San Francisco 49ers, Jed York oversees all aspects of the organization. Now in his 20th year with the team and 15th as CEO, York has been a driving force behind the 49ers success on and off the field during that time. York recognizes and shares the ongoing passion of the team's faithful fans.

During York's tenure, the team has experienced great success having won five NFC West Division titles (2011-12, 2019 and 2022-23), advanced to seven NFC Championship Games (2011-13, 2019 & 2021-23) and three Super Bowls (Super Bowl XLVII, LIV and LVIII). His strong leadership was also instrumental in providing the team and its fans a state-of-the-art new home. On April 19, 2012, the Santa Clara Stadium Authority broke ground on Levi's Stadium and enlisted the 49ers to manage the construction process, which achieved a ribbon cutting just two years later.

Designed to set a new standard for the stadium experience, Levi's Stadium has become known as one of the most iconic sports and entertainment venues in the world. The building has garnered international acclaim having been named 2015 Sports Venue of the Year by the Sports Business Journal and Venue of the Year at the 2015 StadiumBusiness Awards in Barcelona, Spain. Leveraging technology and sustainability, Levi's Stadium has also generated international acclaim for its environmental responsibility. For its green innovation - inclusive of being the first NFL stadium to twice be LEED certified - Levi's Stadium was named the 2016 Green Sports Alliance Environmental NFL Innovators of the Year and the 2017 StadiumBusiness Awards Environmental Stadium of the Year. In 2024, the Green Sports Alliance honored Levi's Stadium in their Play to Zero Awards for the venue's exceptional conservation of energy and water.

Now in its 11th season of operation, Levi's Stadium has already successfully hosted an NFC Championship game, Super Bowl 50, the 2019 College Football Playoff National Championship Game, WrestleMania 31, the Copa America Centenario and CONCACAF Gold Cup, the 2015 NHL Stadium Series, the International Championship Cup featuring soccer powers such as Manchester United and FC Barcelona, multiple Pac-12 Football Championship Games, and stadium concert tours headlined by Beyoncé and U2. Most recently, the venue was selected as one of 16 host sites for FIFA World Cup™ 2026 and Super Bowl LX in 2026.

RECOGNIZING THE 49ERS FAITHFUL

A 49ers fan since birth, York recognizes that the success of the 49ers hinges on the team's faithful fans, and he is committed to honoring them for their passion and enthusiasm.

YORK'S GOLDEN NUGGETS

- During his tenure, the 49ers have won five NFC West Division titles (2011-12, 2019 & 2022-23), advanced to seven NFC Championship Games (2011-13, 2019 & 2021-23) and three Super Bowls (Super Bowl XLVII, Super Bowl LIV & Super Bowl LVIII).
- On April 19, 2012, the Santa Clara Stadium Authority broke ground on Levi's Stadium. The 49ers managed the construction process and the stadium was completed in two years.
- Under his leadership, the team established the Edward J. DeBartolo, Sr. 49ers Hall of Fame in 2009. The 49ers Hall of Fame is located inside the 49ers Museum at Levi's Stadium.
- The Denise DeBartolo York Education Center, which is also located inside the 49ers Museum, provides learning platforms that connect, inspire and engage 60,000 K-8 Santa Clara and greater Bay Area students annually.
- Currently serves on three key NFL committees: Stadium, Media O&O (NFL's owned and operated media businesses), Business Ventures, as well as Fan Engagement and Major Events, assigned to address facets of National Football League business.
- Serves as a board member at Tipping Point Community, CommonSpirit Health Foundation, Chegg, Bay Area Council, Silicon Valley Leadership Group, Operation HOPE, as well as the University of Notre Dame Advisory Council.
- Began his career as a financial analyst at Guggenheim Partners, a diversified financial services firm.

Since the time Levi's Stadium was just a concept, creating the ultimate game day experience for 49ers fans has been at the core of the York family's vision. To design the venue and bring that vision to life, York and the 49ers incorporated one of the Bay Area's most notable natural resources - innovative technology. As York has repeatedly stated, Levi's Stadium may not be the biggest stadium, but it will be the smartest.

With technology woven into its backbone, the building not only allows visitors to customize their own individual experience through the use of the Levi's Stadium App, but it is also able to seamlessly evolve throughout the decades to come. In addition to groundbreaking design elements that bring fans closer to the game, the venue is a showcase for the region's sustainable efforts and world-class wine and cuisine. Fans have also come to recognize Levi's Stadium as a year-round destination for private events and a museum dedicated to honoring the team's storied history, while also using football as a means to educate Bay Area youth.

Under York's leadership, the team established the Edward J. DeBartolo, Sr. 49ers Hall of Fame in 2009, to commemorate the significant accomplishments of some of the team's biggest stars and key contributors. Named for his grandfather and the beloved patriarch of the 49ers, the Hall of Fame automatically inducted those 49ers greats who have either had their jersey numbers retired by the team or have been inducted into the Pro Football Hall of Fame. York, shortly thereafter, announced the Hall of Fame's inaugural inductee, his uncle, Edward J. DeBartolo, Jr., who was enshrined during the 2009 season. The 49ers Hall of Fame now has a home inside the 49ers Museum at Levi's Stadium.

Also located inside the 49ers Museum is the Denise DeBartolo York Education Center, which provides learning platforms that connect, inspire and engage K-8 students from Santa Clara and throughout the Bay Area throughout the year. Featuring content-rich lessons in science, technology, engineering, art and mathematics, the highly interactive center promotes physical activity and valuable life skills. Since the program's inception in 2014, the program has provided trajectory and mindset-changing experiences to more than 250,000 participants.

CARRYING ON THE FAMILY'S LEGACY

York's roots with the 49ers run deep. He is the oldest child of Denise and John York, the co-chairmen of the team. York's uncle and godfather, Eddie DeBartolo, also known to fans as "Mr. D", has long served as a mentor.

York began his career as a financial analyst at Guggenheim Partners, a diversified financial services firm. He worked in the firm's New York office in several areas, including private wealth management, hedge funds risk analysis, and collateralized debt obligations. York currently serves on three key NFL committees: Stadium, Media O&O (NFL's owned and operated media businesses), Business Ventures, as well as Fan Engagement and Major Events, assigned to address facets of National Football League business.

Born and raised in Youngstown, OH, York was a student athlete at Cardinal Mooney High School where he was captain of the baseball team as well as student body president. After high school, York decided to carry on a family tradition by attending the University of Notre Dame, where he earned a degree in both finance and history. York was a member of Phi Alpha Theta, the National History Honors Society.

York credits his parents, his uncle Eddie, and his grandfather Edward DeBartolo, Sr. as being positive role models and for teaching him character values such as integrity, a strong work ethic, and respect for others. He is pleased to carry on his family's commitment to community by serving as a board member at Tipping Point Community, CommonSpirit Health Foundation, Chegg, Bay Area Council, Silicon Valley Leadership Group, Operation HOPE, as well as the University of Notre Dame Advisory Council.

Besides his tremendous passion for the 49ers, York enjoys traveling, fishing, and playing cards, which he learned from his grandfather.

Jed lives in the Bay Area with his wife, Danielle, and two sons, Jaxon and Brixton.





JOHN LYNCH

PRESIDENT OF FOOTBALL OPERATIONS/GENERAL MANAGER

23RD NFL SEASON (15 PLAYING/8 FRONT OFFICE) × 8TH WITH 49ERS

One of the most respected players to ever play the game of football, and a member of the Pro Football Hall of Fame's Class of 2021, John Lynch is in his eighth season with the 49ers and second as the team's President of Football Operations/General Manager. He spent his first six years (2017-2022) with the organization as the team's General Manager following a 15-year playing career and more than eight seasons as an NFL analyst.

Since coming to San Francisco, Lynch has been vigilant in seeking and acquiring the players that embody the team's culture on the field and in the community. While working hand-in-hand with head coach Kyle Shanahan and the coaching staff, Lynch and his personnel staff continue to add players through all available avenues. Following a 13-3 regular season record and a trip to Super Bowl LIV, Lynch was named the 2019 Executive of the Year by the Pro Football Writers of America after his third season as the team's general manager.

In 2023, the 49ers tallied a 12-5 record, starting the season 5-0 and winning seven of their last nine games. San Francisco won its second-consecutive NFC West title, the number one seed throughout the NFC playoffs, the team's third-consecutive NFC Championship Game and the eighth Super Bowl appearance in franchise history. The 49ers trip to Super Bowl LVIII was their second in five seasons.

Five members of the 2023 San Francisco 49ers were named Associated Press First-Team All-Pro in FB Kyle Juszczyk, TE George Kittle, RB Christian McCaffrey, LB Fred Warner and T Trent Williams, as well as two Associated Press Second-Team All-Pro selections in WR Brandon Aiyuk and CB Charvarius Ward. Nine 49ers were selected to the 2024 Pro Bowl Games, the most the team has donned since the 2013 Pro Bowl (DL Nick Bosa, DL Javon Hargrave, Juszczyk, Kittle, McCaffrey, QB Brock Purdy, Ward, Warner and Williams). Prior to the start of the regular season, San Francisco signed Bosa to a five-year extension. McCaffrey, who led the NFL in rushing yards in 2023, was named Associated Press Offensive Player of the Year as well as the PFWA Offensive Player of the Year. In his first full season as a starter, Purdy led the NFL in passer rating (113.0) and yards per attempt (9.6), while setting the franchise record for passing yards (4,280) and throwing 31 touchdowns, becoming the first 49ers QB to throw 30-or-more touchdowns in a single season in 22 years.

Lynch and the 2022 49ers finished with a 13-4 regular season record, including wins in each of their last 10 games and a NFC West title. San Francisco earned a berth in the NFC Championship Game following a pair of home playoff game victories over the Seattle Seahawks and Dallas Cowboys. The Niners saw four Associated Press First-Team All-Pro selections in Bosa, S Talanoa Hufanga, Warner and Trent Williams, as well as two AP Second-Team All-Pro selections in Kittle and S George Odum (special teamer), all of whom were acquired by Lynch. Bosa was named Associated Press NFL Defensive Player of the Year after leading the NFL with a career-high 18.5 sacks.

LYNCH'S GOLDEN NUGGETS

- Lynch was selected as a member of the Pro Football Hall of Fame's Class of 2021.
- In 2019, Lynch was named Executive of the Year by the Pro Football Writers of America.
- Lynch is a member of the Tampa Bay Buccaneers Ring of Honor (2016) and the Denver Broncos Ring of Fame (2016).
- One of seven players in NFL history to make at least four Pro Bowls with multiple teams (Tampa Bay – 5; Denver – 4). His nine Pro Bowl selections rank second in NFL history among safeties, behind Pro Football Hall of Fame S Ken Houston (10).
- A four-time AP All-Pro selection (1999-2002), Lynch also won Super Bowl XXXVII as a member of the Buccaneers.
- Attended Stanford University (1989-92) where he played both football and baseball. He earned Second-Team All-American and First-Team All-Pac-10 Conference honors as a senior while playing for Hall of Fame 49ers head coach Bill Walsh.
- Selected in the second round (66th overall) of the 1992 Major League Baseball Draft by the Florida Marlins.
- In August of 2000, he and his wife, Linda, formed the "John Lynch Foundation" to provide "encouragement and positive alternatives for young people."
- In 2019, Lynch received the Wender Weis Change Maker Award, given annually to a current or former pro athlete who uses their platform to improve the lives of underserved youth.

In October of 2022, Lynch and the Niners acquired McCaffrey in a mid-season trade with the Carolina Panthers. McCaffrey went on to register 1,210 scrimmage yards and 11 touchdowns after joining the team in Week 7. San Francisco saw three starting quarterbacks during the season, with rookie QB Brock Purdy, the final overall draft pick in the 2022 NFL Draft, becoming the team's starter in Week 13. Purdy went 7-1 as a starter, including the playoffs, and became the first quarterback in franchise history to win their first five starts and the third rookie quarterback in NFL history to win at least their first five starts.

Lynch and the 49ers, along with the entire NFL, went into the 2021 offseason facing a new challenge with a reduced salary cap. San Francisco navigated the adjustment and retained core players who played vital roles for the team. The team was able to re-sign All-Pro T Trent Williams to a six-year extension and Pro Bowl FB Kyle Juszczyk to a five-year deal, while also re-signing key pieces of their defense in DL D.J. Jones, CB Emmanuel Moseley, S Jaquiski Tartt, CB Jason Verrett and CB K'Waun Williams. Additionally, the team was able to sign All-Pro C Alex Mack, who is a member of 2010's All-Decade Team, along with DL Samson Ebukam.

The 2021 49ers earned a trip to their second NFC Championship in three seasons (2019). The offense featured WR Deebo Samuel, who earned Associated Press First-Team All-Pro honors and the first Pro Bowl selection of his career. In 16 games (15 starts), Samuel registered 77 receptions for 1,405 receiving yards (18.2 average) and five receiving touchdowns to go along with career-highs in carries (59), rushing yards (365) and rushing touchdowns (eight). His eight rushing touchdowns were the most by any player whose primary position is wide receiver since the merger. Second-year WR Brandon Aiyuk also added 56 catches for 826 yards and five touchdowns. On the ground, rookie RB Elijah Mitchell set the franchise record for most rushing yards by a rookie (963).

In 2020, San Francisco signed TE George Kittle to a five-year extension and re-signed a pair of key pieces of their defense in DL Arik Armstead and DB Jimmie Ward. Lynch and his staff then addressed the departures of key veterans, with the selection of WR Brandon Aiyuk and the acquisition of All-Pro and Pro Bowl selection, Trent Williams, in a draft-day trade with Washington. That season, Lynch and the 49ers leadership steered their way through the COVID-19 pandemic, a situation that included the relocation of the team's football operations to Arizona for the final month of the season.

Following the 2018 season, Lynch continued to improve the 49ers roster through trades, free agency and the 2019 NFL Draft. The offseason started with the 49ers acquiring DL Dee Ford via trade and signing him to a five-year contract followed by the signing of free agent LB Kwon Alexander. The 49ers added eight players to the roster during the 2019 NFL Draft, including DL Nick Bosa with the second overall selection, who went on to be named the 2019 AP NFL Defensive Rookie of the Year. Lynch continued to add to the roster during the season as the 49ers acquired WR Emmanuel Sanders via trade, a move that proved integral to the team winning the NFC Championship.

In 2018, Lynch bolstered the 49ers offensive line with the additions of C Weston Richburg through free agency and T Mike McGlinchey in the first round of the 2018 NFL Draft. Richburg went on to start 15 games at center while McGlinchey started all 16 games at right tackle and earned All-Rookie Team honors from the Pro Football Writers of America and ESPN. San Francisco also selected LB Fred Warner in the third round of that year's draft. Warner would later become a multiple Associated Press First-Team All-Pro selection and earn his first trip to the Pro Bowl following the 2020 season. The team also added free agent CB Richard Sherman who went on to earn his fifth Associated Press All-Pro selection in 2019 with the 49ers.

In his first season with San Francisco, Lynch brought in several key players through free agency, including K Robbie Gould and FB Kyle Juszczyk, who impacted the team immediately. Gould led the NFL with a career-high 39 made field goals and a career-high 145 points and Juszczyk was selected to the Pro Bowl. That year's NFL Draft saw San Francisco select TE George Kittle in the fifth round, as Kittle has since earned First-Team All-Pro honors (2019), been selected to two Pro Bowls (2019-20) and set the then-NFL record for the most receiving yards by a tight end at the time with 1,377 in 2018.

Lynch was also responsible for acquiring G Laken Tomlinson and QB Jimmy Garoppolo in trades. Tomlinson was acquired on August 31, 2017 and started the final 15 games of the season at left guard. He was rewarded with a three-year contract extension through the 2021 season on June 22, 2018. Garoppolo, who was traded to San Francisco on October 30, 2017, started the final five games of the season and posted a 5-0 record while setting the franchise record for most passing yards in the first five starts with the team (1,542 yards). On February 8, 2018, Garoppolo signed a five-year contract extension through the 2022 season and led the team to a 38-17 career record in the regular season (4-2 in the post-season) as the 49ers starting quarterback.

Lynch joined the 49ers in February of 2017 after serving as a color analyst for FOX Sports from 2009-16. In his final season of 2016 with FOX, he manned the number two broadcast crew alongside play-by-play announcer Kevin Burkhardt.

Prior to his time at FOX, Lynch constructed one of the all-time great NFL careers while with the Tampa Bay Buccaneers (1993-2003) and the Denver Broncos (2004-07). A four-time All-Pro and nine-time Pro Bowl selection, he played in 224 games (191 starts) and registered 1,277 tackles, 13.0 sacks, 26 interceptions, 16 forced fumbles, eight fumble recoveries and 100 passes defended. Lynch also started all 12 playoff games in which he appeared and tallied 71 tackles, two interceptions and 12 passes defended. He was a Buccaneers team captain as the squad achieved the crown jewel of team sports, a victory in Super Bowl XXXVII, and has been inducted into the Ring of Honor in both Tampa Bay and Denver.

Lynch attended Stanford University where he excelled in both football and baseball. On the football field, he earned Second-Team All-American and First-Team All-Pac-10 Conference honors as a senior, while playing for Hall of Fame head coach Bill Walsh. Lynch was later selected in the third round (82nd overall) of the 1993 NFL Draft by Tampa Bay. Following his career on the diamond for the Cardinal, he was selected in the second round (66th overall) of the 1992 Major League Baseball Draft by the Florida Marlins.

In addition to his stellar play on the field, Lynch is also a pillar of the community. He and his wife, Linda, formed the John Lynch Foundation, which is committed to inspiring young people to become leaders through scholarship, sport participation and community involvement. The Foundation is committed to developing leaders by encouraging dreams, providing programs that assist and motivate, and recognizing achievement and excellence.

Lynch was the recipient of the 2006 Bart Starr Award, which is voted upon by players throughout the NFL and recognizes a player who shows outstanding character and leadership in the home, on the field and in the community. He was also presented with The Byron “Whizzer” White Award, which is given annually to the NFL player who serves his team, community and country in the spirit of Bryon Raymond White. In 2019, Lynch received the prestigious Wender Weis Change Maker Award, which is given annually to a current or former professional athlete who has used their sports platform to improve the lives of underserved youth. Additionally, Lynch was the 2019 recipient of the Excellence in Leadership Award from the Positive Coaching Alliance, the Ireland Funds 2020 Distinguished Leadership Award recipient and the 2021 Quincy Jones Exceptional Advocacy Award recipient.

With a longstanding appreciation for the United States military stemming from his grandfather and great uncle both volunteering for the Army the day after the deadly attacks on Pearl Harbor in December 1941, Lynch has twice (2017 & 2020) been the 49ers nominee for the Annual Salute to Service Award presented by USAA, including his selection as one of three finalists for the Award in 2020.

John and his wife, Linda, have four children - Jake, Lindsay, Lilly and Leah.



PARAAG MARATHE

PRESIDENT OF 49ERS ENTERPRISES & EXECUTIVE VICE PRESIDENT OF FOOTBALL OPERATIONS

24TH NFL SEASON * 24TH WITH 49ERS

Paraag Marathe is in his 24th year with the 49ers, currently serving as both president, 49ers Enterprises & executive vice president, football operations.

On the football side, Marathe continues in his long-respected role as the team’s chief contract negotiator and salary cap architect, while overseeing the team’s football analytics department, among other football duties. He is responsible for the 49ers compliance with the NFL’s collective bargaining agreement and works alongside general manager John Lynch and head coach Kyle Shanahan on all aspects of the club’s football operations. Marathe also co-chairs the NFL’s Future of Football Committee.

Marathe has played an integral role in rebuilding the 49ers current roster, negotiating contract extensions in recent years with a number of key players who were originally brought to the team through the draft, via trade or free agency. These include RB Christian McCaffrey, DL Nick Bosa, DL Javon Hargrave, FB Kyle Juszczyk, TE George Kittle, WR Deebo Samuel, LB Fred Warner and T Trent Williams, along with others. Over the years, Marathe has also consistently kept the club in a competitive salary cap position.

While serving as 49ers team president from 2014-16 and chief operating officer from 2010-13, Marathe oversaw the development of Levi’s Stadium and helped bring to life the vision of an unparalleled fan experience at the venue. Using the Bay Area as inspiration, the club focused on bringing technology, sustainability, and culture to the stadium experience. His leadership was critical during the club’s transition from Candlestick Park to Levi’s Stadium, as he set the vision and hired many of the current executive team members. He also played a critical role on the small team that founded and incubated VenueNext, a technology company that is setting new standards for the live event experience.

Marathe also serves as president of 49ers Enterprises, and leads the group’s strategic investment in Leeds United Football Club, along with other sports business ventures. After five years as minority owners, as of July 2023, 49ers Enterprises became the sole owner of the storied English football club, with Marathe at the helm as the Club’s chairman. Currently competing in the English Championship, Marathe is overseeing all aspects of the Club, including sporting and business operations, and drives the strategy to fight for promotion back to the Premier League. In June 2024, Marathe and his team announced a landmark front-of-shirt partnership and investment deal with Red Bull, a first-of-its-kind in English football in either category for the energy drink company and global sporting giant. The long-term deal brings in new commercial revenues as well as additional capital investment.

In 2024, Marathe and his team announced a landmark partnership deal with Red Bull, bringing in new commercial revenues as well as additional capital investment.

In 2024, Marathe joined the board of the NFL UK Foundation, the charitable arm of the NFL within the UK. He is spearheading a new collaborative initiative between the NFL UK Foundation, 49ers and Leeds United that brings American football programs to the Leeds community.

Marathe has been a catalyst for cricket’s growth in the United States. He previously served as the chairman of USA Cricket from 2018-2023. During that time, he ensured USA Cricket earned recognition by the International Cricket Council (ICC) as the organization’s 105th member. He also led the launch of Major League Cricket (MLC), an American T20 league that held its inaugural season in 2023. Bringing America’s passion for cricket to a global stage, Marathe led the effort to name the United States a host nation for the 2024 Men’s T20 Cricket World Cup.

Leveraging his deep experience working at nearly every level in both the sporting operations and commercial functions of a sports organization, Marathe brings a unique perspective to his work. In recognition of his industry-leading reputation, in 2015 he was selected as a member of the Sports Business Journal’s Forty Under 40 class. Marathe is also a two-time recipient (2012 & 2019) of the Fritz Pollard Alliance’s Johnnie L. Cochran Salute to Excellence Award, which honors individuals and organizations who display outstanding performances on the field, in front offices and across the United States by exemplifying diversity, courage and meritorious performance.

Outside of sports, Marathe is actively involved in the Bay Area community with organizations and causes that are personally important to him. He currently sits on the Board of Directors for The Body Positive and Project HEAL - nonprofits that are focused on bringing awareness and funding for fighting eating disorders. He is currently serving as board chairman of the Sequoia Hospital Foundation, where both of his daughters were born. Marathe is a faculty member at Stanford’s Graduate School of Business, where for the past decade he has been a Lecturer in Management and co-teaches an MBA course on Negotiation Dynamics in Sports, Entertainment and Media.

A native of Saratoga, CA, Marathe’s passion for the 49ers was instilled at a very young age. As an avid Bay Area sports fan, he has rarely missed any 49ers games since he was six years old. Marathe’s Bay Area roots run deep, having received his bachelor’s degree with high honors from the Haas School of Business at the University of California-Berkeley and his MBA from Stanford University’s Graduate School of Business.

Marathe, his wife, Jennifer, and two daughters, Juniper and Mar-en, live in Los Altos, CA.



AL GUIDO

PRESIDENT

18TH NFL SEASON * 11TH WITH 49ERS

In his role as President of the San Francisco 49ers, Al Guido is responsible for all strategic initiatives and business operations for the five-time Super Bowl-winning NFL franchise and its award-winning management of Levi's Stadium. Guido concurrently serves as Chairman and CEO of Elevate, an award-winning, full-service consulting firm supporting high-performing organizations in sports and beyond. Guido is one of the industry's leading operators given his more than 20 years of experience leading NFL, NHL, and NBA franchises and award-winning sports and entertainment consultancies. Driven by his signature mission to foster innovation with responsibility, the two-time Sports Business Journal "Forty Under 40" honoree remains dedicated to leveraging the platform and brand power of sports and entertainment to generate positive impact across the globe.

Named to his current position in 2016, Guido is in his ninth year as Team President after serving as Chief Operating Officer from 2014-16. Under his leadership, Levi's Stadium has established itself as a preeminent entertainment venue, hosting the 2019 College Football Playoff National Championship Game, the 2017 CONCACAF Gold Cup, the 2016 Copa America Centenario, Super Bowl 50, WrestleMania 31, the 2015 NHL Stadium Series, sold-out concert world tours including Taylor Swift, Beyoncé, Coldplay, and the Rolling Stones, international soccer matches, college football, and much more. His 49ers management team has continued to attract the world's biggest events to Santa Clara, most recently securing hosting rights for the 2026 FIFA World Cup™ and Super Bowl LX. In 2026, Levi's Stadium will become the first venue in history to host a Super Bowl and the FIFA World Cup in the same year.

During his tenure with the 49ers, the storied NFL franchise has garnered global praise for business initiatives steeped in technology, analytics, and innovation, as well as for its corporate culture and community outreach. The organization has frequently been recognized as one of the Best Places to Work in the Bay Area and was named ESPN's 2017 "Sports Humanitarian Team of the Year." Notably, the 49ers front office has recorded franchise records for sales and renewals of season ticket memberships, suite and premium seating memberships, and corporate partnerships under Guido's leadership. Levi's Stadium, among the most-booked outdoor NFL stadiums since opening in 2014, was designed, constructed, and completed on time and under budget under Guido's supervision, and boasts an impressive collection of industry awards, earning recognition for architectural greatness as the 2015 "Sports Venue of the Year" from both the Sports Business Journal Awards and StadiumBusiness Awards.

Innovation and technology, inspired by Guido's dedication to operational detail and fan experience at Levi's Stadium, has likewise garnered industry acclaim for Levi's Stadium. In 2021, the venue launched the Member Inclusive Menu (MIM) and became the first in sports history to include food and beverage in the cost of season tickets. Now in its fourth season, MIM has already been recognized as the Best New Concept in Concessions by VenuesNow. Additionally, the operationally-driven Executive Huddle presented by SAP has earned international recognition as the most innovative venue technology from the 2019 Leaders Sports Awards and 2020 StadiumBusiness Awards. That approach also garnered best-in-class recognition from the 2015 White House Smart Cities Initiative, 2016 Department of Homeland Security's SAFETY Act Designation, and the 2019 NCS4 Stadium Security Award. Leveraging technology with sustainability, Levi's Stadium also generated notoriety for its green efforts by earning LEED Gold certification three times (2014, 2016, 2024) by the U.S. Green Building Council. In 2024, the venue was recognized in the Green Sports Alliance Play to Zero Awards for its exceptional conservation of water and energy. Additionally, Levi's Stadium was named the Environmental Stadium of the Year by the Green Sports Alliance in 2016 and the StadiumBusiness Awards in 2017.

Guido's supervision of Levi's Stadium, and its extraordinary operational and revenue success, followed five years as a senior leader at sports agency, Legends, where he established his preeminence in the field of sports venue, brand, and team consulting. A founding member of Legends, he spearheaded major stadium development and sales projects such as the 49ers and Levi's Stadium while playing a critical role in the agency's initial international growth. Guido maintained his passion for consulting on transformative projects around the world and in 2018 - fueled by demand in the sports and live event industry for a truly connected, results-driven, and innovative agency - he aligned the interests and ambitions of the 49ers and partners Harris Blitzer Sports & Entertainment, Live Nation | Ticketmaster, and Oak View Group to found Elevate; in 2022 Arctos Sports Partners joined Elevate's roster of equity investors.

Under Guido's leadership, and within six years of launch, Elevate has amassed an active client roster of hundreds of sports teams, brands, venues, events and properties from among the EPL, NFL, NBA, NHL, MLB, MLS, NWSL, professional US and international football, professional tennis, MMA, motorsports and horse racing, college athletics and more. Elevate is an award-winning, full-service consulting firm supporting high-performing organizations in sports and beyond with innovative, data-driven, revenue-generating solutions. Elevate's unparalleled combination of agency and operating experience, along with proprietary technology solutions, data sources, and software products, maximizes efficiencies in Consumer Insights, Research, Strategy and Analytics Brand Representation and Activation Partnership Sales and Consulting; Executive Talent Strategy, Recruitment, Performance, and Organizational Optimization; Creative Consultancy and Experiential Design; Property, Premium Hospitality, and Ticketing Strategy and Sales; Feasibility and Revenue Consultation for New and Renovated Venues; and more. In addition to providing best-in-class sales and marketing services since launching in 2018, Elevate leverages data-based analysis to identify new revenue opportunities while bringing innovative ideas to market. As a result of its remarkable success, Sports Business Journal honored Elevate with the 2023 Award for "Best in Property Consulting, Sales and Client Services."

Guido has been recognized by the San Francisco Business Times for demonstrating industry excellence and innovation in his position. In 2018, Guido was included among the top 40 international sports "Leaders under 40" by the Leaders Sports Awards and named to Sports Business Journal's list of "Power Players: Ticketing" in 2018. He has also been named 2021 Sports Executive of the Year against an international field by the StadiumBusiness Awards.

Guido's innovation and inspiring management style have earned him a place at the podium at some of the largest industry conferences in the world, delivering keynotes at events including Leaders in Sport, Sports Business Journal's World Congress of Sport, the IEG Pivot Conference, the World Football Summit, Venues-Now, and Bloomberg Power Players. Guido's unique perspective on the sports and entertainment ecosystem and use of pioneering sports business technology have made him a recurring guest on Bloomberg, CNBC, FOX Business Network and other global broadcast networks.

In Guido's first NFL role, he led efforts for the Dallas Cowboys' opening of AT&T Stadium, breaking industry records for PSL sales totaling over \$600 million. Prior to his record-setting tenure with the Cowboys, Guido served in senior leadership roles with the NHL's Phoenix Coyotes.

Additionally, Guido served in senior leadership roles with the NHL's Phoenix Coyotes, during which time the club achieved revenue increases for the first time in the franchise's ten-year history, and attained "Top 5" ranking in new business sales across the NHL. He began his career in sports and entertainment with Comcast-Spectacor, then-owner and operator of the NBA's Philadelphia 76ers, NHL's Philadelphia Flyers, AHL's Philadelphia Phantoms, Comcast SportsNet, and the Wachovia Complex.

A Board Member of City Year San Jose/Silicon Valley, a contributor to the Navy Seal Foundation, Board Member of the Coach K/Fuqua School of Business, and serving on the Advisory Board at the San Jose State Institute for Study of Sport, Society & Social Change, and the Advisory Council at the Positive Coaching Alliance, Guido received his bachelor of business administration from the College of New Jersey, where he played wide receiver for the school's football program.

A native of Washington Township, NJ, Guido and his wife, Thea, have three daughters, Estella, Sloane, and Tatum and reside in Los Gatos, CA with their dog Rocky.



HARPREET BASRAN

CHIEF PEOPLE OFFICER

12TH NFL SEASON * 12TH WITH 49ERS

Harpreet Basran is in her 12th season with the 49ers and currently serves as Chief People Officer. In her role, she manages the people operations department, which handles all aspects of the employee life cycle including employee relations, benefits administration, compensation analysis, recruiting, onboarding, employee engagement, and diversity, equity & inclusion for the team and the stadium management company.

Basran initially joined the 49ers as a human resources generalist in 2013, and held positions of increasing responsibility during her tenure with the franchise. In 2022, she received promotion to her new C-Suite title and was named to the Silicon Valley Business Journal's Women of Influence Awards. In 2023, she was featured in SBJ's List of Leaders in DEI and Transform's Top 10 Most Inspiring Leaders.

Before joining the 49ers, Basran was with Foster Farms where she managed employee relations at one of the manufacturing plants in Fresno, CA.

Basran is originally from Turlock, CA, and received her BS in Business Administration and MBA from California State University, Stanislaus. She now resides in San Jose, CA.



BRANO PERKOVICH

CHIEF INVESTMENT OFFICER

11TH NFL SEASON * 11TH WITH 49ERS

Brano Perkovich is in his ninth season as the San Francisco 49ers Chief Investment Officer. Perkovich also serves as a co-founder and managing partner at Aurum Partners LLC, the multi-family office investment fund affiliated with the owners of the San Francisco 49ers.

Perkovich focuses on new strategic business initiatives and early stage/growth equity investment opportunities in sports, technology and strategically adjacent consumer markets where the portfolio companies can leverage the 49ers and Aurum Partners access and network to help drive product adoption and accelerate growth.

Before joining the 49ers, Perkovich was a technology investment banker in Menlo Park and London where he advised technology clients on a variety of corporate financing and strategic advisory transactions. He completed numerous M&A, private and public equity and debt transactions with \$15-plus billion in aggregate value.

Perkovich also spent several years with the Boston Consulting Group in Chicago, working on corporate strategy and business development assignments for Fortune 500 companies.

Perkovich holds a B.S. in electrical engineering and computer science from the University of California at Berkeley and an MBA from Stanford Business School.



BRENT SCHOEB

CHIEF REVENUE & MARKETING OFFICER

14TH NFL SEASON * 14TH WITH 49ERS

Brent Schoeb is in his 14th season with the San Francisco 49ers and first as Chief Revenue and Marketing Officer. In his role, Schoeb is charged with overseeing revenue (tickets, suites, corporate partnerships, broadcast partnerships), marketing (brand, integrated, content, digital, social, game presentation, live events) and events (concerts, soccer, private events). Across each of Schoeb's verticals, the 49ers and Levi's Stadium rank as a top NFL team and venue.

Previously, Schoeb served as the 49ers Chief Revenue Officer, Vice President of Corporate Partnerships and Director of Corporate Partnerships. He also had stints with the Indianapolis Motor Speedway/Indy 500 and Memphis Grizzlies.

A Minnesota native, Schoeb is a graduate of St. Cloud State University and later completed his MBA and Masters of Sports Administration at Ohio University. Schoeb serves as an NFL Club Sponsorship steering committee member, 49ers Foundation board member and assists with the Bay Area Host Committee (Super Bowl 50, 2019 CFP National Championship, Super Bowl 60 and World Cup 2026).

His leadership has led him to be recognized via Sports Business Journal's Forty Under 40, Leaders Under 40, and Silicon Valley Business Journal's 40 Under 40 awards.

Schoeb resides with his wife, Jessica, daughter, Taetum, and son, Braxton, in Los Gatos, CA.



PETER WILHELM

CHIEF FINANCIAL OFFICER

3RD NFL SEASON * 3RD WITH 49ERS

Currently in his third season with the San Francisco 49ers, Peter Wilhelm serves as chief financial officer. In his role, Wilhelm leads all areas in finance, accounting, payroll, procurement, tax, planning, technology, business strategy, hospitality, and stadium operations.

Before joining the 49ers, Wilhelm spent six years (2016 - 2022) as CEO of Novita Ventures, concentrating on advisory engagements in finance, operations, and investments focused on real estate, technology, and sports & media. He also previously served as EVP and CFO of Caruso in Los Angeles from 2017 to 2020, where he gained valuable experience in mixed-use development. Earlier in his career, Wilhelm was the senior managing director of McCourt Global (2012 - 2016), managing enterprise-wide operations and investments in Los Angeles, New York, and London.

Wilhelm played an integral role in the 2004 acquisition of the Dodgers and subsequently, from 2004 to 2012, was part of the executive team responsible for nearly doubling revenue; improving EBITDA by over \$80 million; completing \$150 million in renovations to Dodger Stadium; setting the Dodgers single-season attendance record, in addition to achieving six of the seven all-time Dodger season attendance records; and reaching the playoffs four times in a six-season span, the only time that that had been achieved since the Dodgers' move to Los Angeles in 1958. This dramatic turnaround both on and off the field of an undervalued sports and media property culminated in the highest sale price ever achieved for a sports franchise in 2012.

Wilhelm earned an MBA in Finance and Operations from the Graduate School of Business at Columbia University and a BA in Economics from Cornell University. Wilhelm lives in San Jose, California. He spends weekends in Hermosa Beach, CA, with his wife, JB, and daughters, Daly and Lily.



JIHAD BEAUCHMAN

EXECUTIVE VICE PRESIDENT, GENERAL COUNSEL

11TH NFL SEASON * 11TH WITH 49ERS

Jihad F. Beauchman joined the San Francisco 49ers in 2014 as counsel for the 49ers and the management company for Levi's Stadium. In 2022, he was promoted to executive vice president, general counsel and named to Silicon Valley Business Journal's 40 Under 40. In his current role, Beauchman leads the legal affairs, risk management, corporate communications, and public affairs departments on behalf of the team and Levi's Stadium.

Beauchman previously worked for the international law firm of Covington & Burling in Washington, D.C., from 2009-2014. While there, he represented numerous clients in the sports and technology industries in complex business transactions and high-stakes litigation matters.

Beauchman earned his Bachelor of Arts in Economics from Yale University in 2006, where he was an All-American high jumper on the Men's Track and Field team. He currently holds the Yale school records for outdoor high jump and indoor triple jump.

Beauchman then attended Harvard Law School, where he earned his J.D. in the spring of 2009. During his time at Harvard, Beauchman was the legal intern for the 2008 NBA Champion Boston Celtics. In 2023, he was awarded the Harvard Law School Paul C. Weiler Distinguished Alum Award.

Beauchman was born in San Francisco, CA, raised in San Jose, CA, and attended Bellarmine College Preparatory in San Jose, CA for high school.

Beauchman and his corgi, Ronnie, reside in San Jose.



JEFF FONG

EXECUTIVE VICE PRESIDENT, FINANCE

11TH NFL SEASON * 11TH WITH 49ERS

Jeff Fong is in his 11th season with the 49ers and currently serves as executive vice president, finance. In his role, he manages the finance, accounting and payroll functions, reporting to the chief financial officer.

Fong started as the first financial planning and analysis hire in 2014, and has since built out the finance team, developed the budgeting and forecasting framework, and upgraded the financial planning and reporting systems used by the organization. In his current role, he focuses on long-term financial strategy, people leadership, and technology innovation, most recently overseeing the implementation of a new payroll platform.

From 2020 to 2024, Fong was the executive sponsor of the 49ers Asian American Pacific Islander Employee Resource Group, APEX. He remains active in APEX and runs a monthly "Lunches with Jeff" session, where he interviews influential leaders in the organization. Fong is also one of the leads of the Finance Membership Resource Group for Pro Sports Assembly, the association for professional sports business leaders.

Fong came to the 49ers from Juniper Networks, where he was the finance business partner to the chief marketing officer. He has also held various finance roles at Agilent Technologies and began his career in Ernst & Young LLP's audit practice in San Jose where he became a CPA.

He holds a B.S. in business administration and a M.B.A. from the University of California at Berkeley, Haas School of Business. Fong lives in San Jose, CA, with his wife, Stephanie and his Shiba Inu, Ari.



COSTA KLADIANOS

EXECUTIVE VICE PRESIDENT, HEAD OF TECHNOLOGY

3RD NFL SEASON * 3RD WITH 49ERS

Costa Kladianos is in his third season as Executive Vice President, Head of Technology for the San Francisco 49ers and Levi's Stadium. In his role, he oversees all business technology functions, strategizing and executing initiatives that engage fans, generate revenue and improve internal work efficiencies. His team manages the organization's IT, cyber security, enterprise applications and other technology projects.

Kladianos is responsible for maintaining Levi's Stadium's reputation as one of the most technologically advanced stadiums in the NFL. A true example of innovation in the heart of Silicon Valley, the venue delivers world-class Wi-Fi, mobile connectivity, IPTV, digital displays, HD scoreboards and videoboards, and paperless ticketing. The building is equipped with over 400 miles of data cable, including 70 miles of cable to support in-stadium Wi-Fi. There are also more than 1,300 Wi-Fi access points supporting 2.4 and 5GHz channels and the most current wireless standard including 802.11ac. Wi-Fi is accessible in every location throughout the venue and is free to all.

Prior to joining the 49ers, Kladianos held several technology positions in the sports industry. Most recently, he served as Vice President, Innovation and Technology for Canlan Sports in Toronto, Canada. Before that, he was the Head of Technology for both the Canadian Football League (CFL) and Tennis Canada. At Tennis Canada, he was responsible for launching the first-ever Tech and Tennis Day Conference hosted at the 125th women's Rogers Cup Tournament, which brought together some of the biggest names in technology, media and sports to discuss the role of technology and innovation in sports.

Outside of work, Kladianos is a mentor for the Future of Sport Lab and sits on the technology advisory board for the Association of Luxury Suite Directors.

Originally from Toronto, Canada, Kladianos holds a BS in Computer Engineering from York University in Toronto. He is an avid fisherman and currently resides in Santa Clara, CA with his wife and son.



FRANCINE MELENDEZ HUGHES

EXECUTIVE VICE PRESIDENT & GENERAL MANAGER, STADIUM OPERATIONS

2ND NFL SEASON × 2ND WITH 49ERS

Francine Melendez Hughes is in her second season as executive vice president & general manager of Levi's Stadium. In her role, she is responsible for all aspects of stadium operations at the world-class venue located in Santa Clara, CA. This includes oversight of stadium operations, project management, engineering, grounds, guest services, janitorial, parking, security, transportation, and more. She is the stadium's main point of contact on all event days.

In Hughes' Levi's Stadium tenure, she has successfully hosted some of the world's biggest artists including Taylor Swift, Beyoncé, and Ed Sheeran. She has also enabled Levi's Stadium to welcome over 70,000 fans for multiple NFC Playoff Games, including the NFC Championship. Other sporting events include the Concacaf Gold Cup and Conmebol Copa América. After just one year at Levi's Stadium, Hughes was named to Silicon Valley Business Journal's 2023 Women of Influence.


Levi's Stadium was designed with a high emphasis on sustainability. Since opening in 2014, the venue has featured a multitude of sustainable features including over 1,000 solar panels, the NFL's first-ever rooftop farm, and state-of-the-art conservation practices. The Green Sports Alliance has recognized Levi's Stadium in their Play to Zero Awards for exceptional conservation of water and energy. In 2024, Hughes and her team extended the venue's commitment to sustainability by earning a third LEED Gold Certification from the U.S. Green Building Council (2014, 2016, 2024).

Prior to joining the 49ers, Hughes served as vice president of real estate and facilities management for Curative, an innovative healthcare services company. There she was responsible for evaluating real estate strategy and securing real estate in response to the organization's rapid growth, among other operations. She played a crucial role in the acquisition of a prime real estate asset and orchestrated its transformation from traditional office space into a health and wellness facility. Hughes' tenure at Curative resulted in the company optimizing operations and achieving significant efficiencies and cost savings.

Hughes also spent time with the Los Angeles Dodgers (2009-2013) and McCourt LLC (2013-2021). At the Dodgers, she managed the 330-acre Dodger Stadium, gameday employees, and multiple third-party services supporting event operations. Hughes was instrumental in spearheading sustainability initiatives spanning energy, water, and recycling. Additionally, she was responsible for overseeing the operational aspects of the team's spring training facility and Dominican academy. Under her leadership, she successfully orchestrated the repositioning of the academy, implementing significant upgrades and enhancements. This included the installation of a direct power source to the facility, ensuring reliable and uninterrupted electricity supply, and an enhanced water filtration system, providing consistently clean and safe water throughout the campus. Hughes' experience with the Dodgers was highly beneficial during her transition to a new role with McCourt LLC, the company holding the operating rights to the Los Angeles Marathon. Hughes was heavily involved in operations for the event, which required significant collaboration between both McCourt and the Dodgers. Hughes was also charged with management of a world class equestrian operation and entrusted with the responsibility of nurturing the talents of elite international athletes and ensuring optimal care and training of exceptional horses. Alongside managing the equestrian operation, she routinely conducted risk assessments to ensure the highest operational and safety standards.

Hughes chose to join the 49ers and Levi's Stadium due to her longstanding passion for sports. She loves the thrill of live entertainment and camaraderie that comes with working in sports. Outside of work, Hughes enjoys supporting her local community by organizing events and volunteering.

Hughes holds a B.S. in Management from the Graziadio business school at Pepperdine University. Originally from New York City, she splits her time between the Bay Area and Southern California where she resides with her mother, husband, son, daughter and grandson.



DUSTIN ALBERTSON

VICE PRESIDENT OF SALES, SERVICE & TICKETING

18TH NFL SEASON * 18TH WITH 49ERS

Dustin Albertson is in his fifth season as the 49ers vice president of sales, service & ticketing. In this role, Albertson is responsible for premium, suite, season ticket & group sales, suite activation, membership service, and ticketing.

An 18-year veteran of the 49ers sales and service teams, Albertson has held many titles within the organization since his start as a ticket operations assistant. Some of his previous titles include manager of ticket operations, senior manager of membership service, and director of membership service & suite activation. Before entering the NFL and beginning his tenure with the 49ers, Albertson served as a ticket sales representative for the Golden State Warriors from 2005-07.

Albertson currently serves as a founding board member for Envision Your Pathways, a Bay Area nonprofit social enterprise focusing on education and youth development programs which provide young people with a holistic approach to skills development, civic engagement, and self-efficacy.

Originally from Danville, Albertson earned his B.A. in Political Science from UC Santa Barbara. He currently resides in Santa Cruz where he loves to surf and enjoy the beaches with his wife and son.



MICHAEL BRACKEN

VICE PRESIDENT, FOOTBALL TECHNOLOGY/VIDEO

14TH NFL SEASON * 14TH WITH 49ERS

Michael Bracken is in his 14th year with the 49ers and third as the team's vice president, football technology/video. He spent the previous four seasons (2018-21) as the director of video operations and seven seasons (2011-17) as video operations manager.


Bracken oversees all daily video operations responsibilities, including the production and editing of all practice and game films for team personnel. He also oversees the systems/software teams, which deploys and manages the club's mobile playbook and video solutions. Additionally, Bracken and his staff coordinate film exchanges with other teams and NFL Films, as well as maintain the 49ers NFL and collegiate video library.

With the evolution of technology, Bracken's video department manages content on various video platforms, allowing players, coaches and staff to watch film in different locations on their iPads, laptops and other electronic/mobile devices.

Bracken is the chairperson of the NFL Video Director's Committee, working closely with various NFL Football Operations, NFL Information Technology and other League departments, while helping implement the league's cutting-edge and ever-changing gameday technology. In addition, he is a member of the Film/Video Director Selection Committee for the Pro Football Hall of Fame's Awards of Excellence, which launched in 2022 to recognize significant contributors to the game.

Prior to joining the 49ers, Bracken spent four years as the assistant video coordinator for the Florida State University athletic department, where he serviced 16 intercollegiate sports. While completing his undergraduate studies at Florida State, he served as a student assistant in the school's video department since 2003.

Bracken, and his wife, Erika, reside in Campbell, CA.



ELLIE CAPLE

VICE PRESIDENT, CORPORATE COMMUNICATIONS & PUBLIC AFFAIRS

3RD NFL SEASON * 3RD WITH 49ERS

Ellie Caple is in her third season with the 49ers and first as vice president, corporate communications & public affairs. Her corporate communications team builds and protects the 49ers and Levi's Stadium brands via global media relations and crisis response strategies. Caple's team has maximized media attention to successfully drive revenue, attract partnerships, and enhance brand affinity by amplifying the organization's work across verticals, including the 49ers Foundation, corporate partnerships, fan engagement, stadium events and operations, Leeds United leadership, and more. Her team further supports 49ers executives by providing media training opportunities, and securing award recognition and industry speaking opportunities.

Caple also leads the organization's government affairs strategy, fostering collaborative relationships with elected officials at every level, and tracking and guiding legislation in Sacramento and Washington, DC.

Throughout her 49ers tenure, Caple has led numerous successful communications campaigns totaling billions of impressions worldwide. Highlights include announcing Levi's Stadium as the host of Super Bowl LX in 2026, the launch of a 10-year economic impact report detailing the impact of the stadium on the regional economy, the 49ers Foundation's first-ever expansion into Oakland, the extension of the naming rights partnership with Levi Strauss, and 49ers Enterprises' assumption of full ownership of Leeds United. She continues to advise the Bay Area Host Committee on media strategy preparations for Super Bowl LX and the 2026 FIFA World Cup.

Prior to joining the 49ers, Caple spent a decade working in politics and on political campaigns, including five years with Kamala Harris during her U.S. Senate tenure and presidential campaign, and later running Alex Padilla's U.S. Senate race for which she designed a political and media strategy that cleared the field of opposition. Caple previously worked for Bearstar Strategies, a powerhouse campaign firm advising candidates up and down the ballot, and as a Crisis & Strategy Director for Sunshine Sachs, a well-known entertainment PR firm.

Caple previously served on the board of the Los Angeles Young Democrats, where she helped found the organization's first Women's Caucus.

Originally from the Boston area, Caple holds a BA in Peace and Justice Studies from Tufts University in Massachusetts. She currently resides in Los Angeles with her husband.



NELSON FERREIRA

VICE PRESIDENT, STADIUM & EVENT OPERATIONS

11TH NFL SEASON * 11TH WITH 49ERS

Nelson Ferreira currently serves as vice president, stadium & event operations for Levi's Stadium, marking his 11th season with the organization. In this role, he is responsible for overseeing a wide range of critical functions for NFL and Levi's Stadium events including guest services, technical operations, engineering, logistics and operations.

Ferreira places great emphasis on maintaining the highest standards of operational excellence and ensuring exceptional experiences for all guests. His commitment to integrity and customer satisfaction guarantees unforgettable moments for both 49ers fans and Levi's Stadium attendees during every event. Furthermore, Ferreira is actively involved in preparations for the 2026 FIFA World Cup and Super Bowl 60.

Throughout his career, Ferreira has successfully managed numerous prestigious events such as the Super Bowl, World Series, WrestleMania, Copa America, College Football Playoff National Championship Game, and sensational concerts featuring renowned global superstars.

Ferreira was previously director of technical operations at Levi's Stadium, where he supervised project management and broadcast operations. He also provided consulting services for the San Francisco Giants, overseeing broadcast engineering and operations projects for 11 seasons. Additionally, Ferreira worked as a broadcast integration specialist at Yahoo Sports.

Ferreira's educational background includes a B.A. in Broadcast Electronic Communication Arts with honors from San Francisco State University. Having spent his formative years in San Francisco, he currently resides in San Jose.



BRIAN HAMPTON

VICE PRESIDENT, FOOTBALL ADMINISTRATION

21ST NFL SEASON * 21ST WITH 49ERS

Brian Hampton is in his 21st season with the 49ers and fifth as the vice president, football administration. He spent the previous 10 seasons (2010-19) as the director of football administration and analytics. Hampton also served as the team’s manager of football operations for two seasons and as an analyst before that. He originally joined the 49ers as a football operations intern in late 2003.

In his current role, Hampton is responsible for roster construction strategy, contract negotiations, strategic planning and management of the club’s player compensation budget and salary cap. He works closely with the General Manager, Head Coach and Player Personnel department. His various other daily football operations duties include overseeing the budgets for all football departments, and as the primary liaison to the NFL Management Council. Hampton built the club’s football R&D program, finding and developing new ways to gain advantages in both scouting decision making and game management strategy.

Born and raised in Oakley, CA, Hampton earned a M.A. in sport management from the University of San Francisco and a B.A. in business economics from UC-Santa Barbara. While attending UCSB, Hampton worked for the Santa Barbara Foresters Baseball Club and the UCSB athletic department. Hampton also spent two years directing the UCSB sports fan club and also was elected and served as President of the Associated Students for one year.

Hampton resides in Mountain View, CA, with his wife and children. He is an avid triathlete and runner, and has completed a number of events, including marathons and Ironman triathlons.



CRISTINA HERNANDEZ

VICE PRESIDENT, PEOPLE OPERATIONS

6TH NFL SEASON * 6TH WITH 49ERS

Cristina Hernandez is in her sixth season with the 49ers and currently serves as Vice President, People Operations. In her role, she oversees compensation, benefits, employee onboarding/offboarding, and employee relations for the team and the stadium management company.

Previously, she served as a Senior Manager and Director for the team. Prior to joining the 49ers, Hernandez was the Director of Human Resources for the Robotics Education & Competition (REC) Foundation, a non-profit organization focused on engaging students in hands-on, sustainable, and affordable STEM education programs. In this role, she built the HR function from the ground up and administered the scholarship program. Prior to joining the REC Foundation, Hernandez held a variety of HR leadership positions for both large and small organizations.

Hernandez currently serves as a board advisory member for Town Cats of Morgan Hill, a 501(c)(3) non-profit rescue organization. She was previously on the board of directors.

Hernandez is a Bay Area native and received her Bachelor of Science in Business Administration from California Polytechnic State University, San Luis Obispo. Hernandez and her family currently reside in San Jose, CA.



KEVIN HILTON

VICE PRESIDENT, CORPORATE PARTNERSHIPS

11TH NFL SEASON * 11TH WITH 49ERS

Kevin Hilton is in his 11th season with the 49ers and currently serves as vice president, corporate partnerships. In his role, he oversees the partnership sales and activation teams which develop and implement fully integrated marketing platforms designed around the 49ers and other major Levi's Stadium events.

During his time with the 49ers, Hilton has utilized the rich tradition of the 49ers brand and the organization's innovative mentality to establish impactful partnerships with several reputable companies. Through these innovative relationships, he has successfully designed programs that have helped showcase partners' brands and technologies in a way that uniquely tells their brand story while also improving the overall fan experience.

Since taking on his current role in 2019, Hilton's leadership has enabled the corporate partnership team to set new highs in partnership revenue year over year.

Before joining the 49ers, Hilton was with the San Jose Sharks and Sacramento River Cats. He graduated from California State University, Sacramento and now resides in Danville, CA where he enjoys playing golf and spending time with his wife and two kids.



SEAN KUNDU

VICE PRESIDENT, CORPORATE DEVELOPMENT

12TH NFL SEASON * 12TH WITH 49ERS

Sean Kundu is in his 12th season with the San Francisco 49ers, where he oversees corporate development for the team's affiliated businesses including the co-founding and incubating of Elevate, as well as overseeing the legal affairs of 49ers Enterprises, including its investments in and recent control transaction of Leeds United. Kundu was also instrumental in launching VenueNext and led the sale of the company to Shift4 Payments in 2021. He also provides support to the team's chief financial officer on special projects.

Kundu started with the 49ers in 2013, providing legal and strategic management on establishing people operations for the team and its new entities. He also scaled the business and stadium operations staff by over tenfold in preparation for opening Levi's Stadium.

Prior to this, Kundu was at Morgan Lewis and Fisher & Phillips, where he represented and counseled Fortune 500 companies in finance, technology and retail industries. He also worked for several years for CGI Group, providing strategic advice related to technology and operations for some of its largest clients in the U.S.

Kundu received a bachelor's degree in applied mathematics and economics from the University of California at Berkeley and a J.D. from USC's Gould School of Law.

A New Jersey native, Kundu lives with his wife, Megan, and their daughters, Ilika, Ahana and Siona, in Mountain View, CA.



ALISON LU

VICE PRESIDENT, BUSINESS STRATEGY & ANALYTICS

8TH NFL SEASON × 8TH WITH 49ERS

Alison Lu is in her eighth season with the 49ers and currently serves as Vice President, Business Strategy & Analytics (BSA). In her role, she oversees the 49ers robust BSA department, which provides data to inform organizational decisions and guides overall business strategy. The BSA team collaborates with internal departments and external partners at the 49ers to help drive revenue, operational efficiency, fan satisfaction and fan engagement.

During Lu's tenure with the team, she has played a key role in several large initiatives. Lu helped launch the Member Inclusive Menu (MIM) - the first program to include concessions as part of all season ticket memberships. Lu's team worked alongside 49ers food & beverage partner, Levy, to design menus, launch fan communications, and operationalize new staff and technology. Now in its fourth season, MIM has continuously improved fan satisfaction and throughput, and has already been recognized as the "Best New Concept in Concessions" by VenuesNow.

In 2018, Lu's team launched the Executive Huddle presented by SAP - the first real-time analytics control room on NFL gamedays - which helps Levi's Stadium operations staff identify and respond to gameday fan experience issues in real time. This innovative technology has received numerous awards including the "Leader in Innovation" by Leaders In Sports and "Best Venue Technology" by TheStadiumBusiness. Sports Business Journal also recognized the Executive Huddle as a finalist for "Best in Sports Technology."

Other major projects Lu's team manages include 49ers affiliated businesses (49ersFIT, 49ers Cal-Hi Sports, Horizon Summit), and a new corporate partnerships analytics process to drive value amongst the 49ers organization, fans and partners. Lu was an integral member of the team that submitted successful bids to bring Super Bowl LX and the FIFA World Cup to Levi's Stadium in 2026.

For three years during her 49ers tenure, Lu also helped build the Insights vertical at Elevate Sports Ventures, a leading sports and entertainment consulting agency. At Elevate, she helped drive revenue in a new MLS stadium, launch marketing & sales efforts for an emerging sports league, and diversify revenues for a publicly owned stadium. Before joining the 49ers, she worked at PA Consulting in New York City focusing on clients in the energy and utilities sector.

Lu serves as executive sponsor for APEX, the 49ers employee resource group that strives to unite employees of Asian, Pacific Islander and Asian Pacific heritage.

A San Francisco native, Lu earned a BS in Environmental Engineering from Yale University and an MBA from Harvard Business School. If she's not at Levi's Stadium, Lu is probably working out or playing basketball before visiting her favorite bakery or donut shop.



RYAN van MAARTH

VICE PRESIDENT, STADIUM PROJECTS & PLANNING

5TH NFL SEASON × 5TH WITH 49ERS

Ryan van Maarth is in his fifth season in the NFL and currently serves as vice president, stadium projects and planning. In his role, van Maarth is responsible for oversight of project planning, project design and construction at Levi's Stadium. He manages numerous new major capital and renovation projects, as well as the stadium's long-term capital plan.

In 2024, van Maarth and his team earned Levi's Stadium its third LEED Gold Certification (2014, 2016, 2024) from the U.S. Green Building Council, the most widely used green building rating system. Levi's Stadium originally achieved LEED Gold for New Construction when the stadium opened in 2014. The following two certifications are for Operations and Maintenance of Existing Buildings.

Prior to joining the 49ers, van Maarth worked in the MLB as senior director, construction, planning, engineering & maintenance for the Seattle Mariners. During his six-year tenure with the Mariners, van Maarth managed a staff of over 200 employees and was responsible for the overall management and direction of all major capital projects to continually drive T-Mobile Park to be one of the safest, cleanest and friendliest parks in Major League Baseball. He also managed the design and installation of the MLB's first LED field light system, which improved light quality, intensity, uniformity and event capabilities, while reducing system energy consumption by 60%.

Each year from 2014-2019, van Maarth's team was responsible for securing the American League Green Glove Award, which recognizes the sustainability initiatives and waste diversion rate. In 2017, the Mariners won the MLB Green Glove Award.

van Maarth also served as a project manager for Atkinson Construction from 2006-14, where he managed the design, construction, operation and maintenance of the \$99M congestion relief ExpressLanes Project that spans over 40 miles of freeway in the heart of Los Angeles. His project resulted in five prestigious awards, including the Caltrans Excellence in Transportation Award and the California Transportation Foundation Annual Award.

Before his time at Atkinson Construction, van Maarth served in the United States Air Force for five years. He was stationed at Elgin Air Force Base in Florida and McChord Air Force Base in Washington state, where he served as Captain, Logistics Readiness Officer. van Maarth's leadership and expertise in logistical planning and strategy were immediately apparent, as he received the Company Grade Officer of the Quarter Award after his first quarter on station at McChord.

A native of Burlington, CO, van Maarth received his Bachelor of Science in Management from the United States Air Force Academy and his Master of Science in Operations Management from the University of Arkansas. van Maarth, along with his wife, Heather, daughter, Olivia, and son, Anders currently reside in Danville.



COLLIN MEADOR

VICE PRESIDENT, 49ERS ENTERPRISES

10TH NFL SEASON * 10TH WITH 49ERS

In his 10th season with the 49ers, Collin Meador is responsible for sourcing, evaluating, executing investments and management consulting services with partners adjacent to the team's assets. Once engaged as shareholders, Meador executes business development opportunities with all external stakeholders of 49ers Enterprises. He also serves as a resource for the team's sports performance technology strategy.

Meador played an integral role in executing the investment in Leeds United and he often acts as a liaison between the two sports franchises, empowering and executing operational challenges. In addition to the investment in Leeds United, Meador is also responsible for the team's seed stage investments.

Meador spent over three years consulting for Sacramento Republic Football Club's MLS expansion team bid and 20,000-capacity soccer-specific stadium in downtown Sacramento. Meador and his team executed a similar role with American Cricket Enterprises, as the collective group prepared to launch a new professional league - Major League Cricket - in the United States.

At the 49ers, Meador is involved in sports strategy, where he played an active role in shaping the team's sports performance department. He studied different models across the world to inform the current structure and sourced the hiring of Head of Player Health & Performance, Ben Peterson. Given his active presence in Silicon Valley's ecosystem, he also activates the player performance technology vertical where he scouts technology deployed at the team to improve player health and safety.

Prior to the 49ers, Meador spent almost 4 years in the Principal Investment Area of Goldman, Sachs & Co. In 2017, he was named to the Forbes 30 Under 30 List.

A Cleveland native, Meador received a bachelor's degree in finance from Georgetown University, where he played Division 1-AA football for four years.



STEVE RISSE

VICE PRESIDENT, TEAM OPERATIONS

23RD NFL SEASON * 23RD WITH 49ERS

Steve Risser is in his 23rd season with the San Francisco 49ers and third as vice president, team operations. He spent the 2021 season as director of team logistics & operations after serving five years as the director of team logistics (2016-20) and eight seasons (2008-15) as the team logistics manager. Risser’s responsibilities include managing the day-to-day football operations and team travel, while overseeing the 49ers training facility, groundskeeping and team security.

In 2021, the 49ers logistics department was named the NFL’s Travel Department of the Year for the third-consecutive season. This award is voted on by all of the major hotel brands (Ritz Carlton, Four Seasons, Marriott, Hyatt, Hilton, etc.), as well as individual properties throughout the country. The award is given to the NFL Travel Department that best represents their respective club in a first-class manner and embodies professionalism, strong work-ethic, communication, ease of doing business, etc. Risser and his staff also won the award in 2015.

Risser joined the 49ers in 2002, as a community relations intern. Throughout his internship, Risser also assisted with special projects for both the public relations and marketing departments.

In 2005, Risser made the transition to the team logistics department where he assisted with team travel and logistical needs, as well as overseeing the team’s training camp operation.

Born in Santa Clara, CA, Risser grew up in Fremont and attended Moreau Catholic High School, where he was a two-year letter-winner in baseball.

A graduate of Cal State Hayward, Risser and his small business owner wife, Shannon, have twins - a daughter, Ashlyn, and a son, Blake.



CORRY RUSH

VICE PRESIDENT, FOOTBALL COMMUNICATIONS

22ND NFL SEASON * 4TH WITH 49ERS

Corry Rush is in his 22nd season in the NFL and fourth as vice president of football communications for the 49ers. He joined San Francisco after spending the previous seven seasons (2014-20) with the New York Giants as vice president of communications (2016-21) and director of communications (2014-2016).

Rush led a 49ers public relations staff that for the first time in franchise history won the 2024 Pete Rozelle Award by the Professional Football Writers of America (PFWA). The Rozelle Award is given to the NFL club public relations staff that consistently strives for excellence in its dealings and relationships with the media. The award is named for Rozelle, NFL commissioner from 1960-89, who started his distinguished career in sports PR roles.

Prior to his time with the Giants, Rush spent seven seasons with the NFL's Communications and Public Affairs department, originally joining the league office as AFC Information Manager before being promoted to director of AFC Communications in 2011. Rush was responsible for generating all football publicity for the National Football League's American Football Conference, while serving as the primary liaison for local and national media outlets and broadcast partners that cover the AFC clubs. Additionally, Rush worked on publicity efforts for the Pro Football Hall of Fame Induction Ceremony, AFC Championship Game, Pro Bowl, Super Bowl, Scouting Combine, Regional Combine, NFL Draft, Rookie Symposium, NFL-USO Tour (Afghanistan) and the International Series (London).

Rush began his NFL career as a community relations intern with the Tennessee Titans in 2003 before working as a public relations intern with the Denver Broncos in 2004. He spent the 2004 regular season as a gameday assistant in the public relations department with the Houston Texans, before returning to Tennessee to work in the Titans public relations department (2005-07).

Rush was selected to participate in the 2023 NFL League of Leaders Program at Stanford's Graduate School of Business. The executive program is designed to accelerate the development of the NFL's senior talent through a thought-provoking, hands-on curriculum.

Rush earned a baseball scholarship at Texas Southern University, where he received his bachelor's degree in Marketing. He also earned an MBA at TSU. He is a member of Kappa Alpha Psi Fraternity Inc.

A native of Memphis, TN, Rush and his wife, Nadia, have one son, Pierce.



KEENA TURNER

VICE PRESIDENT & SENIOR ADVISOR TO THE GENERAL MANAGER

39TH NFL SEASON (11 PLAYING/28 FRONT OFFICE) * 24TH WITH 49ERS

Keena Turner is in his 28th season in the front office of the 49ers and his seventh as vice president & senior advisor to the general manager.

For more than three decades, Turner has been a part of the 49ers as both a player and member of the team’s front office. He has spent the previous 10 seasons (2008-17) as the vice president of football affairs. Turner has held several roles throughout his career including director of alumni coordinators (2006-07), an alumni coordinator (2004-05) and player development director (2001-03). He also worked in the player relations department (1998-2001) and the player and community relations department (1991).

Prior to joining the 49ers, Turner spent three seasons (1992-94) as the linebackers coach at Stanford University under head coach Bill Walsh. Upon leaving Stanford, Turner embarked on his radio and television career, while also working in community relations for DeBartolo Entertainment. He went on to serve as a color analyst for 49ers preseason games for 15 years (1995-2009) and was a co-host for the 49ers Preview Show. He also was the radio/TV color analyst for the San Jose SaberCats (IFL) for 15 seasons.

Originally selected in the second round (39th overall) in the 1980 NFL Draft by San Francisco, Turner played in 153 games (118 starts) with the 49ers over 11 seasons (1980-90). A member of the 49ers 10-year Club, Turner was selected to the Pro Bowl in 1985 and is a four-time Super Bowl champion (XVI, XIX, XXIII and XXIV).

Following his playing career, Turner was inducted into the Purdue University Intercollegiate Hall of Fame in 2011 and the Jewish Sports Hall of Fame Northern California in 2012. In 2019, he was also inducted into the Bay Area Sports Hall of Fame.

Turner’s dedication to excellence has not been limited to the playing field. He has been a constant supporter of Family House in San Francisco for over 30 years and he created, implemented and judged a student essay contest for the Tracy Middle School system emphasizing the importance of academics. Turner has also hosted The Keena Turner Boys and Girls Clubs Golf Tournament for each of the last 26 years and the event has raised over \$5 million.

Turner and his wife, Linda, have three children - Sheena, Ella and Miles.



JEREMY VAUX


VICE PRESIDENT, SAFETY, SECURITY & TRANSPORTATION OPERATIONS

1ST NFL SEASON * 1ST WITH 49ERS

Jeremy Vaux is in his first season as vice president, safety, security & transportation operations, where he oversees these event-day departments as well as guest services. He also serves as a primary contact between the stadium and law enforcement agencies. His team plays a major role in creating Levi's Stadium's world-class fan experience and ensuring that all guests have a safe and enjoyable experience at the venue.

Vaux comes to the 49ers from Crypto.com Arena where he served as vice president, security & safety. Prior to that role, he was executive director, security and safety at Kroenke Sports and Entertainment. He has 10+ years of progressive and multi-state/multi-country experience in various security disciplines, including facility and venue management.

Vaux holds a degree in Criminal Justice from North Dakota State University. Originally from South Dakota, he currently resides in Livermore with his wife, Allyson, and two dogs, Charlie and Zoe.



NICK WOLFE

VICE PRESIDENT, HOSPITALITY & RETAIL

2ND NFL SEASON * 2ND WITH 49ERS

Nick Wolfe is in his second season with the 49ers as vice president, hospitality and retail where he is responsible for leading, overseeing, and integrating all directives developed through the merchandise and hospitality experience. In his role, he works closely with the chief financial officer to identify and execute growth opportunities that will enhance the world-renowned fan experience at Levi's Stadium. Externally, he manages the 49ers relationship with key partners Levy Restaurants and Fanatics, including supporting contract renewals and maximizing value and engagement.

Before joining the 49ers, Wolfe worked closely with the team and Levi's Stadium for five years as vice president, hospitality and strategy for Levy Restaurants - the NFL team's hospitality partner. During his time with Levy, he led all food and beverage operations at Levi's Stadium ranging from general concessions served on the concourses to premium concessions served in suites and clubs. He also managed all relationships with local food vendors with a presence at Levi's Stadium on gamedays. In 2022, he was recognized in Levi's Dream Team Awards as the Leader of the Year.

Wolfe played a key role in the launch of the Member Inclusive Menu (MIM), the first program to include concessions as part of all season ticket memberships. Items on the menu include fan-favorites like hot dogs, pretzels, fries, candy, and more. Due to this serious shift in the standard gameday concessions experience, Wolfe helped the 49ers revamp their F&B operations by installing new equipment and technology throughout the stadium. Now in its fourth season, MIM has continuously improved fan satisfaction and throughput, and has been recognized as the "Best New Concept in Concessions" by VenuesNow.

With over 20 years in the hospitality industry, Wolfe's background ranges from all different areas of the industry. He started his career in Mobile, Alabama managing operations for the town's local arena. He also held roles for the flagship convention center in Phoenix, Arizona, and the Las Vegas Convention Center. In 2009 as General Manager of the Cashman Field Complex in Las Vegas, he led the venue to a 250% revenue increase YOY. Wolfe's other career stops include Dodger Stadium, Orlando's Amway Center, and Live Nation.

A West Virginia native, Wolfe graduated from West Virginia University with a degree in Sports Management. He currently resides in Campbell with wife and two kids.



ABOUT LEVI'S® STADIUM

Now in its 10th year of operation, Levi's® Stadium has built a reputation as one of the premier destinations for sports and entertainment on the West Coast. Hosting over 180 major events to date with an average of 20+ events per year, Levi's® Stadium has provided entertainment for fans across numerous platforms. In its first decade, the facility has garnered numerous awards from around the globe.

In 2026, Levi's® Stadium will become the first venue to host a Super Bowl and FIFA World Cup in the same year. Super Bowl LX will come exactly 10 years after the stadium hosted Super Bowl 50 in 2016 and will be the second hosting of the game since Levi's® Stadium's opening in 2014.

According to independent studies, Super Bowls at Levi's® Stadium are massive economic drivers for Santa Clara and the surrounding Bay Area. Super Bowl 50 generated nearly \$250 million for the Bay Area economy, while Super Bowl LX is projected to generate at least \$370 million. Hosting these major events in 2026 is the result of multi-year bid processes led by the Bay Area Host Committee.

Levi's® Stadium boasts a seating capacity of 68,500 with the ability to expand to more than 75,000 for special events, and is best known as the home of the five-time Super Bowl champion San Francisco 49ers. Drawing more fans closer to the experience than ever before, Levi's® Stadium features nearly 45,000 seats, or roughly two-thirds of stadium capacity, in the lower bowl. Overall, the stadium includes 1.85-million-square-foot of space that provides a distinctively California experience.

One of the most technologically advanced stadiums in the world, Levi's® Stadium is a showcase for innovation in Silicon Valley. Accompanied by its own mobile app, the 49ers App, the venue brings the comforts of watching a game at home right to your seat. In addition to mobile ticketing and parking, and the ability to watch video replays in real-time on a handheld device, the stadium features a best-in-class cellular and Wi-Fi infrastructure that allows guests to stay connected throughout their visit.

Levi's® Stadium is home to over 200 original pieces of art and more than 500 original historic photographs. The museum-quality artwork featured through the club and suite levels of the venue is comprised of mixed mediums such as acrylic, charcoal, enamel, oil, pastel, pen and ink, stencil, metals and sculptures. Of the 23 original artists showcased in the Levi's® Stadium collection, 20 hail locally from California. The photographs in the collection are from the archives of the 49ers and their esteemed group of team photographers along with many local libraries and historic centers.

Levi's® Stadium has now been awarded LEED Gold Certification three times by the U.S. Green Building Council, the most widely used green building rating system. The first came in 2014 when the stadium opened with LEED Gold for New Construction, while the second and third came for Operations and Maintenance of an Existing Building. When the stadium obtained their second LEED Gold Certification in 2016, the venue was the only one of its kind to twice be recognized for achieving the industry standard for sustainable design and construction. Equipped with a green roof, state-of-the-art solar elements made up of 1,162 photovoltaic panels throughout the venue, low-flow plumbing fixtures and the first rooftop farm at an NFL stadium, the stadium has been widely recognized as a leader in sustainable design. Additionally, Levi's® Stadium has established a new standard for sports and entertainment venues by using 85 percent recycled water for all of its non-potable water needs.

Levi's Stadium® was awarded the 2017 Facility of Merit by the NFL and the National Center for Spectator Sports Safety and Security for its efforts in performing above and beyond normal operations to demonstrate an innovative approach to enhancing safety and security. Previously, Levi's Stadium was recognized by the Sports Business Journal as the 2015 Sports Facility of the Year and by The Stadium Business Awards as 2015 Venue of the Year over an international field of facilities.

LEVI'S STADIUM MILESTONES



NON-NFL EVENTS

In its tenth year of operations, Levi's® Stadium has earned its place as a premier outdoor destination for sports and entertainment on the West Coast. Hosting over 180 major events to date, Levi's® Stadium has proven

itself as a 360-degree entertainment venue hosting a variety of local and world-class events since its opening in 2014.

TOP NON-NFL EVENT ATTENDANCE

78,881

Ed Sheeran Mathematics Tour
September 16, 2023

76,976

WrestleMania 31
March 29, 2015

75,496

Grateful Dead Concert
June 27, 2015

74,947

Grateful Dead Concert
June 28, 2015

74,814

CFP National Championship
Jan. 7, 2019

71,008

Super Bowl 50
Feb. 7, 2016

70,971

Copa America: Brazil vs. Columbia
July 2, 2024

70,547

Copa America: Mexico vs. Chile
June 18, 2016

70,205

NHL: San Jose vs. Los Angeles
Feb. 21, 2015

69,451

Copa America: Argentina vs. Chile
June 6, 2016

68,917

Mexican National Team vs. Ireland
March 23, 2018

68,416

ICC: Manchester United vs. FC Barcelona
July 25, 2015

67,439

Copa America: USMNT vs. Colombia
June 3, 2016

67,311

International Soccer: Mexico vs. Columbia
Sept. 27, 2022



2019 COLLEGE FOOTBALL PLAYOFF NATIONAL CHAMPIONSHIP

On January 7, 2019 the College Football Playoff National Championship came to Levi's® Stadium. More than 74,000 fans filled the stands to watch the Clemson Tigers take on the Alabama Crimson Tide. Clemson was crowned the 2019 National Champions after a 44-16 win over Alabama.

ALL-TIME 49ERS GAME ATTENDANCE

72,211

NFC Championship Game vs. Green Bay Packers
Levi's® Stadium - January 19, 2020

71,824

NFC Divisional Game vs. Green Bay Packers
Levi's Stadium - January 20, 2024

71,888

NFC Divisional Game vs. Dallas Cowboys
Levi's® Stadium - January 22, 2023

71,816

Week 14 vs. Seattle Seahawks
Levi's® Stadium - December 10, 2023

71,824

NFC Championship Game vs. Detroit Lions
Levi's Stadium - January 28, 2024

71,812

Week 16 MNF vs. Baltimore Ravens
Levi's® Stadium - December 25, 2023



2020 NFC CHAMPIONSHIP GAME

On January 19, 2020, the 49ers hosted their first NFC Championship game at Levi's® Stadium and set an all-time franchise attendance record. More than 72,000 fans in attendance saw the 49ers beat the Green Bay Packers, 37-20, for the franchise's seventh Super Bowl berth.

LEVI'S® STADIUM AWARDS

Facility, sustainability, technology and security awards earned by Levi's® Stadium since opening include:

FACILITY AWARDS

- Best of the Best Silicon Valley Concierge Association's Awards for Best Attraction - (2016)
- Sports Business Journal Sports Facility of the Year - (2015)
- The StadiumSportsBusiness Awards Venue of the Year - (2015)
- Citation Award for Interior Architecture from Kansas City Chapter of the Institute of Architects: Levi's 501 Club - (2015)
- Event Marketer Gold Experience Design Award for Best Permanent Corporate or Retail Installation: Bud Light Patio - (2015)

SUSTAINABILITY AWARDS

- LEED Gold Certification for Operations and Maintenance of an Existing Building - (2024 & 2016)
- The Stadium Business Environmental Stadium of the Year - (2017)
- Green Sports Alliance Environmental Innovators of the Year Award - (2016)
- IMEX GMIC Green Supplier Award - (2016)
- Acterra Business Environmental Award for Sustainability - (2016)
- California Water Reuse Association Recycled Water Agency of the Year - (2014)
- LEED Gold Certification for a New Construction - (2014)

SECURITY ACCOLADES

- Friends of National Center for Spectator Sports Safety and Security (NCS4) Award - (2019)
- NFL Facility of Merit by the National Football League and the National Center for Spectator Sports Safety and Security - (2017)
- Department of Homeland Security's Science and Technology Directorate SAFETY Act Designation: Forty Niners Stadium Management Company's "The Technology" - (2016)

TECHNOLOGY AWARDS

- VenuesNow Best New Concept in Concessions: Member Inclusive Menu - (2022)
- The Stadium Business Best Venue Tech: Executive Huddle - (2020)
- Leaders In Sports' Leader in Innovation: Executive Huddle - (2019)
- Stadium Awards Venue Tech of the Year: VenueNext - (2015)



TECHNOLOGY

Levi's® Stadium is a showcase for innovation in the Silicon Valley through partnerships with local, national and international technology providers that help deliver world-class Wi-Fi capability, mobile connectivity, IPTV, digital displays, HD scoreboard and video displays, and paperless ticketing.

- Levi's® Stadium's innovation extends all the way to its own app. The 49ers App is the best way to access, manage and scan your tickets and parking passes. Guests can easily transfer tickets to friends and family with a few taps. You can also watch live streaming games (in market and Primetime games only) and access exclusive content, breaking news, and interactive fan experiences.
- XFINITY by Comcast provides free Wi-Fi to guests throughout the stadium. When a fan is in their seat, they are never too far from a Wi-Fi signal thanks to the venue's ground-breaking infrastructure of Internet access points strategically positioned beneath seats throughout the seating bowl – one access point for every 100 seats.

NETWORK INFRASTRUCTURE

- Levi's® Stadium boasts a robust 40Gb/s Internet backbone, easily scalable to accommodate event attendance, which is four times greater than the 2017 NFL stadium standard recommended by the National Football League. The stadium features over 1,300 Wi-Fi access points supporting 5GHz, and the latest Wi-Fi 6 (802.11ax) standards, ensuring comprehensive and free Wi-Fi access in every location.

IN-STADIUM "BROADCAST"

- The in-stadium "Broadcast" rivals that of a Network TV broadcast, featuring 19 stadium cameras (seven operated cameras, seven PTZ cameras and five 8K cameras). The stadium has the ability to share camera feeds with the broadcasting TV network. At least six different replay angles can be viewed at any given time. The game day production team consists of 50-plus people.
- In 2020, the 49ers and Levi's® Stadium unveiled the first-ever 8K video replaysystem presented by Foxconn Industrial Internet (Fii). Thanks to five 8K cameras (capturing 120 frames per second) positioned around the stadium, the incomparable new replay system provides views of all goal lines and sidelines that can be zoomed in on without pixilation or motion blur. A true technological feat, the 49ers new video replay system is able to ingest the highest amounts of data for any existing stadium to produce video in 8K. This data is sent to the Levi's® Stadium scoreboard control room, the hub of the system, where the gameday production team is able to route and distribute the signals to different areas of the stadium. Most importantly, those areas include the two 200x48 foot video boards which can make even the smallest on-field details crystal clear.
- The stadium is equipped with two HD 13 video boards at the North and South ends of the stadium that measure 200 feet by 48 feet, producing more than 19,000 square feet of viewing space. They are among the largest in the NFL. The boards also feature tremendously sharp, cutting-edge LEDs. The boards can be sectioned and layered in order to show multiple pieces of content simultaneously. The result is producing two shows simultaneously, an A show and a B show, to maximize fan engagement.
- 2200 4K screens are connected to the stadium's IPTV system, which allows for incredible flexibility and customization throughout the venue. Content includes menu boards, game broadcasts, statistics and other important information as deemed necessary.

49ERS APP POWERED BY CADENCE

MOBILE TICKETING

Access and manage your tickets and parking passes using the Official 49ers app powered by Cadence. Guests can easily transfer tickets to friends and family via text or email. 49ers tickets and other Levi's® Stadium event tickets all live in the same place. Make sure you have the latest version of the app downloaded from the Apple or Google Play Stores and sign in with your Ticketmaster account. Once logged in, add your tickets to your mobile wallet before arriving for the fastest entry at the gates.

MOBILE PAYMENT

Levi's® Stadium is contactless and cashless for all concessions and retail purchases. Guests who are redeeming the Member Inclusive Menu benefit must complete the purchase through the 49ers app, as the discount is registered with the eligible season ticket. Make sure you are logged on to your Season Ticket Member Account (or the account to which the eligible season ticket was transferred) to redeem the Member Inclusive Menu benefit on several of the most popular food and beverage items across the stadium. Please visit 49ers.com/MIM for more information.

TEAM

View the 49ers roster, team depth chart, player bios, season statistics, shop online, and more using the Team Tab.

SCHEDULE

View the team schedule and opponents for the upcoming season using the Schedule Tab and purchase official single game tickets directly from the app.

49ERS NEWS

Access breaking news and updates, including live player and coach press conference coverage, featured articles, photo galleries, podcasts and more. Be sure to opt-in to push notifications, as well as enable location services to access exclusive offers and features from the team and official corporate partners.

LEVI'S® STADIUM

From world-class soccer matches to the biggest artists and concerts, experience Levi's® Stadium from the inside the 49ers app. Be the first to know about the latest events and ticket offers, as well as mobile concession ordering, stadium maps, A-Z guide and more.



ACCESS ARTICLES, PODCASTS, PHOTOS AND VIDEOS

× × × × ×

GET BREAKING NEWS STRAIGHT TO YOUR PHONE WITH PUSH NOTIFICATIONS

× × × × ×

MANAGE YOUR MOBILE TICKETS

× × × × ×

SHOP THE LATEST 49ERS GEAR AND MERCHANDISE

× × × × ×

PLAY 49ERS TRIVIA, GAMES AND MUCH MORE!

× × × × ×

EXPERIENCE LEVI'S STADIUM

BE THE FIRST TO KNOW ABOUT LEVI'S STADIUM EVENTS

SUSTAINABILITY



In August 2014, Levi's® Stadium became the first professional football stadium to open with LEED Gold Certification for BD+C: New Construction, the recognized standard for measuring sustainability for design and construction. Less than two years later in July 2016, Levi's® Stadium continued to set benchmarks as the leading sports venue in sustainability by achieving LEED Gold Certification for Operations and Maintenance of an Existing Building - making it the first-ever NFL stadium to be LEED Gold certified under the two respective rating systems. Levi's® Stadium once again has been awarded LEED Gold for Operations and Maintenance of an Existing Building in 2024. This accomplishment positions Levi's® Stadium at the forefront of sustainability in the world of professional sports and entertainment venues, with only 18 other stadiums certified at the same level in the US. Out of the 30 NFL stadiums, only 7 including

Levi's® Stadium have been awarded LEED Gold or higher. The project was specifically recognized for energy efficiency, water conservation, and indoor air quality.

In June 2024, Levi's® Stadium was named a recipient of the Green Sports Alliance "Play to Zero" Awards, including the Waste Champion Award, the Energy Player Award and the Water Player Award. These awards celebrate Levi's® Stadium's extraordinary leadership toward advancing sustainability, environmental stewardship and community engagement in sports and entertainment.

SUSTAINABLE DESIGN ELEMENTS

- The stadium is designed to reduce energy demand and generate more electricity annually, via on-site photovoltaic (PV) systems, than is consumed during the 10 scheduled 49ers games each season.
- The stadium features 1,162 photovoltaic panels throughout the venue. Each year the panels produce enough energy to power 42 homes.
- The venue's 27,000-square-foot "green roof," is located atop the stadium's suite tower which houses a majority of the venue's 173 suites. This living roof features 16 species of vegetation native to the Bay Area to lower the building's cooling and heating needs by regulating ambient temperatures in the tower.
- In 2016 Levi's® Stadium partnered with Farmscape, California's largest urban farming company, to bring the first-ever rooftop farm to an NFL stadium: The Faithful Farm. The 7,500 sq. ft. rooftop farm located on the tower roof supports over 40 organic rotational crops, including tomatoes, summer squash, peppers, eggplants. These crops generate an annual yield of more than 10,000 pounds, all of which are harvested and used for dishes served at Levi's® Stadium. Excess produce from the Faithful Farm also contributes to the stadium's humanitarian efforts with various food banks and nonprofits across the Bay Area, helping to provide healthy vegetable-based dishes to individuals in need.
- The playing field is surrounded by a 23,000-square-foot artificial turf track that reduces watering needs by approximately 20 percent and reduces the amount of natural grass needed for each field resurfacing.
- The stadium's sustainable initiatives also include public transit access (Caltrain, ACE & Capitol Corridor - VTA, Amtrak), convenient bicycle parking and a walking path from the San Tomas Creek Trail.
- Construction materials utilized contained more than 40 percent recycled content overall, based on cost. More than 75 percent of construction waste was recycled and diverted from landfills.
- Three solar array-covered bridges are the first of their kind in the NFL.






SUSTAINABLE STADIUM OPERATIONS PROGRAMS

- **The Solid Waste Management Reduction Program is a comprehensive waste diversion program that is striving for netzero landfill. All garbage, recycling and compostable materials from inside the venue and the surrounding parking areas are sorted on-site and placed into compactors to be processed. Over 70% of stadium waste is recycled or composted.**
- The Building Management System allows the venue to conserve energy usage through HVAC monitoring, lighting distribution and the use of automatic sensors.
- The Preventative Maintenance Program tracks all equipment and systems to enact their manufacturer’s recommendations and scheduled preventative plans.
- The Ongoing Commissioning Program ensures that the venue operates under the LEED existing building guidelines for new projects and build outs.
- The Green Cleaning Program ensures that the janitorial contractor uses sustainable green certified products for all cleaning essentials and equipment.
- The Sustainable Purchasing Program for ongoing consumables, foodstuffs, durable goods ensures that local, organic, recycled and compostable items will be purchased from vendors.
- The Pest Management Program uses only green-materials pest eradication products.
- The Indoor Air Quality Management Program consists of perpetual monitoring of indoor air quality.
- The Landscape Management Program includes using native, drought-resistant plants that are irrigated with 100 percent recycled water.
- The Exterior Hardscape Management Program utilizes cleaning equipment when washing the exterior skin of the building and sidewalks. All organic materials collected are composted.
- The Energy Metering & Benchmarking Program utilizes a comprehensive, live-time electrical metering building management system, that allows the stadium to load-shed as needed through the use of motion sensors and pre-programmed computer BMS control.
- The Recycled Water Program is setting a new standard for stadiums. Recycled water accounts for about 85 percent of all water used in Levi’s® Stadium and is used for playing field irrigation, the “green roof,” flushing toilets, and cooling tower make-up water.





LEVI'S® STADIUM COVID-19 VACCINATION SITE

SANTA CLARA COMMUNITY ASSET

Owned by the Santa Clara Stadium Authority, Levi's® Stadium has served as a valuable asset to the Santa Clara community since opening in 2014. The 49ers and its stadium management company take great pride in making the venue accessible to everyone beyond the 68,500 people who are able to attend 49ers games 10-12 times per year. Levi's® Stadium annually hosts Bay Area youth each year for the 49ers Foundation and its direct programs 49ers EDU and 49ers PREP.

COVID-19 VACCINATION SITE

- Beginning in 2020 and lasting into 2022, the COVID-19 pandemic halted the world in its tracks. Professional sports, usual models of perseverance and strength, were also forced to surrender to the deadly virus; however, large sports venues like Levi's® Stadium stepped up in a significant effort to defeat COVID-19. In February 2021, after playing an entire NFL season without a single fan in attendance at Levi's® Stadium, the 49ers partnered with the County of Santa Clara to transform Levi's® Stadium into the largest COVID-19 vaccination site in California. The site was operated by the County of Santa Clara Health System, while the Levi's® Stadium Operations team assisted with pulling off the major logistical feat of administering 15,000 shots per day. As of June 2021 when the vaccination site closed, the 49ers and Santa Clara County had administered over 350,000 vaccine shots.

VOTING CENTER

- In September 2020, the 49ers announced a multilateral partnership to make Levi's® Stadium a voting center for the November 3rd general election in conjunction with the organization's ongoing voter awareness initiatives. The team and stadium joined California Secretary of State Alex Padilla, the Santa Clara County Registrar of Voters, More Than A Vote, and founding partner Levi's® to ensure Santa Clara County residents had a safe and easily accessible location to drop off their ballots, participate in early voting or vote in-person on election day. The operations took place within the suite tower while free parking was provided directly outside the stadium. During the early voting period, Santa Clara County totaled over half a million votes, doubling the number of votes cast during the same period in 2016.



LEVI'S® STADIUM VOTING CENTER



BUD LIGHT PATIO

STADIUM DESIGN

- Featuring over 45,000 seats, Levi's® Stadium's lower bowl is one of the largest in the NFL (roughly two-thirds of stadium capacity). The seating is designed this way to bring the majority of fans closer to the field.
- The design also eliminates the traditional club mezzanine level, which brings fans sitting in the upper deck lower to the field.
- The location of Levi's® Stadium offers convenience to patrons in both access and parking. There are 13 freeway interchanges located near the stadium's site, which means fans have ample access points to the freeway.
- There are more than 20,000 parking spaces located within a short walking distance from the stadium. Tailgating is an integral part of the game day experience in Santa Clara and Levi's® Stadium provides a diverse tailgating lineup with access to the all-inclusive Red Zone Rally at Great America Pavilion.

PLAZAS

- The main entry, Xfinity Gate A at the northwest corner of the stadium, is open to the public year-round and provides direct access to the 49ers Team Store presented by Visa. In the northeast corner, Toyota Gate F is the main entry for Golden Road Pub and the 49ers Museum presented by Sharp. Dignity Health Gate C, featuring the Dignity Health Play Kind Zone, at the southwest corner of the stadium is another primary entry gate for fans and media on event days.

CONCOURSE

- Concourses at Levi's® Stadium are among the widest in the NFL and have more than 600 individual concessions points of sale, allowing for easy pedestrian access and creating a more pleasant, less congested atmosphere around vendors. The Zenni Zone offers access to all 300 and 400 level seating.
- Concourses also feature open field views so fans can watch the game even while they purchase refreshments and navigate the building.
- The 300 level concourse includes several art installations including the Edward J. DeBartolo, Sr. San Francisco 49ers Hall of Fame wall, alumni and current player banners, and artwork commemorating iconic 49ers plays and 49ers Super Bowl victories.

PARTY DECKS

- Expansive party decks featuring both concessions and specialty food and beverage stands are located under each scoreboard. The Pepsi Fan Deck above the north end zone and Bud Light Patio above the south end zone are available year-round and offer a unique stage for many types of events.

STADIUM TRADITIONS

FOG HORNS

- Levi's® Stadium is home to two fog horns. The first is atop the north video board that sounds 90, 60 and 30 minutes prior to team intros, as well as other key moments - prior to kickoff, at the beginning of the second half, and of course on every 49ers touchdown and field goal.
- The second fog horn is located on the main concourse atop the Dignity Health Plaza, located near Gate C. Since the inaugural season at Levi's® Stadium, the pregame act of energizing the fog horn to start the game has become a beloved tradition. Celebrities, alumni and other notable figures and special guests are invited to take part in sounding the fog horn right before kickoff and to start the second half.

LEVI'S® LOUD

- Coined in 2018, the term "Levi's® Loud" has become synonymous with the thunderous roar of the Faithful as they create the ultimate home field advantage at Levi's® Stadium. It's not enough to simply get loud on third downs or big defensive plays, the Faithful get "Levi's® Loud" and take their passion and enthusiasm to another level.



IN-STADIUM ATTRACTIONS

DIGNITY HEALTH PLAY KIND ZONE

- Located at Gate C, the Play Kind Zone has a variety of activities for 49ers fans of all ages. Kids 14 and under are invited to pick up their own customized "My First 49ers Game" certificate, sign up for the 49ers Kids Club, participate in beginner level football drills, enjoy the thrill of riding down the giant football slide, climbing over giant NFL cleats, as well as X's and O's. Everyone can stand next to life-sized 49ers players on the Measure-Up Wall.
- Fans looking to connect even more with the Niners can sign up for programs like Women of the Niners (WON) and 49ers PRIDE.

GOLD MINE SUPPORTERS SECTION

- To create the best home-field advantage every 49ers home game, we are selecting the loudest and most passionate fans to represent all of the Faithful, and help our game day entertainment team lead in-game traditions, chants, and cheers. You/your group has the opportunity to join our entertainment team to lead the fans at Levi's® Stadium in bringing the noise, energy and leading team cheers heard throughout the building. Nominate your group at 49ers.com/goldmine.

49ERS RING OF HONOR

- The 49ers Ring of Honor, located on the suite tower at Levi's® Stadium, features the jersey numbers of all Edward J. DeBartolo, Sr. San Francisco 49ers Hall of Fame inductees. The Ring of Honor also highlights the jersey numbers of Alumni who have had their numbers retired by the 49ers. Retired jersey numbers are denoted with a white circular border, and all numbers are displayed in numerical order. In 2024, the Faithful can look forward to an induction ceremony for new 49ers Hall of Fame inductee Frank Gore, who signed a one-day contract to retire as a 49er earlier in 2022.



THE 49ERS MUSEUM PRESENTED BY SHARP



MUSEUM

Featuring 10 unique gallery and exhibit spaces, the 49ers Museum is a 20,000-square-foot facility dedicated to the 49ers past, present and future. The museum is dedicated to its values of education, innovation and heritage, and is committed to serving as an exciting and engaging home for fans of all ages. Visit www.LewisStadium.com/Museum for information on hours and admission, or contact museum@49ers.com.

MUSEUM VIRTUAL TOUR

- Continuing the trend of bringing award-winning programming to the Faithful, the 49ers Museum offers a virtual tour of its unique facility. This new feature offers fans, wherever they are, a chance to experience the greatest 49ers moments from the last 76 years. To view this tour, visit LewisStadium.com/Museum-Virtual-Tour.

MUSEUM GALLERIES

TRENDING

Enter into the Trending Gallery, which features information about what's happening in the museum as well as recently curated artifacts.

MORABITO THEATER

Inside the theater—which seats 90 people, and features a 50 feet by 18 feet screen and 4K technology—you'll be inspired by the story of the 49ers told through film.

EDWARD J. DeBARTOLO SR. 49ERS HALL OF FAME

Stand next to and around life-sized statues of the 49ers 33 Hall of Famers in their signature poses. Snap a photo next to coach Bill Walsh and Joe Montana, or put yourself in the huddle with the Million Dollar Backfield.

TEAM GALLERY

Here you will hear first-person stories from 49ers alumni about everything from nicknames and practical jokes to what it was like to play for the team. You will also find an interactive database that will allow visitors to find information on every person that ever wore a 49ers uniform.

BILL WALSH INNOVATION

A homage to one of the most influential people the NFL has ever known, this re-creation of Coach Walsh's Redwood City office serves as both a treasure trove of artifacts and the home of a signature film on coach Walsh as told from the eyes of players, friends and others. Also located in this space, the Bill Walsh Coaching Universe is an interactive exhibit that illuminates the coach's vast impact on the coaching ranks of professional football.

HERITAGE

The Heritage Gallery is an era-by-era experience made up of historical items, stories, interactive exhibits and one-of-a-kind artifacts. Spanning the years from 1946 to the present day, guests will leave the Heritage Gallery with a deep appreciation for the history and tradition that are so important to the 49ers organization.

DENISE DeBARTOLO YORK EDUCATION CENTER

This state of the art classroom is the pillar around which the 49ers industry-leading 49ers EDU program is built, using an innovative curricula focusing on science, technology, engineering, art and mathematics (STEAM).

IN THE GAME

Get ready to engage with the game of football. In the Game offers multiple interactive challenges and exhibits that bring out the athlete, cheerleader, uniform designer and touchdown scorer in everyone.

EDWARD J. DeBARTOLO JR. SUPER BOWL GALLERY

Celebrate Eddie D's extraordinary achievements as the architect of the San Francisco 49ers five Super Bowl championships with the Edward J. DeBartolo Jr. Super Bowl Gallery. The exhibit holds the team's five Lombardi Trophies and corresponding championship rings, and highlights DeBartolo as a mentor, leader, owner, and family man.





49ERS EDU & THE DENISE DEBARTOLO YORK EDUCATION CENTER

49ers EDU is a program committed to education and innovation and has served over 500,000 participants with their in-person and virtual programming. Funded by the 49ers Foundation and completely free to its participants, the program is unrivaled in the NFL and unique in all professional sports. Housed in Levi's® Stadium, the Denise DeBartolo York Education Center is a four-classroom learning venue where students experience a STEAM lesson through a design challenge that ties back to the game of football. In its inaugural year, the 49ers Denise DeBartolo York Education Center consisted of only one innovative and creative space located inside the 49ers Museum and since has expanded to four classrooms with the program's popularity, increasing demand, and ownership's commitment to providing accessible STEAM programming. Designed to seamlessly mirror the aesthetic of the original classroom and its intent to drive student-centered learning, the four spaces allow students to grasp STEAM concepts using the game of football.

INSPIRE THROUGH EDUCATION

49ers EDU provides learning platforms that connect, inspire, and engage students in grades K-8. Our programming uses football as a platform to:

- Teach content-rich lessons in Science, Technology, Engineering, Art and Mathematics (STEAM)
- Ingrain invaluable life skills through real-world examples
- Explore STEAM career options in the sports industry

THE CURRICULUM

As one of the first professional sports organizations to dedicate a full in-house STEAM program for K-8 students, the 49ers EDU team is constantly evolving and enhancing students' experiences to reflect the most relevant concepts to support classroom learning. By working closely with a board of local advisory educational partners, all programs have been reviewed for best practices and effective pedagogy to promote a unique and engaging learning experience. Additionally, the 49ers EDU program curricula:

- Aligns to National & California Common Core and Next Generation Science Standards
- Engages students in a variety of student-centered and learning experiences that can be adapted to various development levels and learning audiences
- Integrates STEAM learning through project-based challenges where students learn transferable skills for real-world application
- Aligns to 21st Century Learning Skills (Critical Thinking, Problem Solving, Communication, Collaboration and Creativity)
- Drives student interest and understanding of STEAM concepts to create STEAM literacy



VIRTUAL OFFERINGS

DIGITAL PLAYBOOK

- 49ers EDU Digital Playbook is a free and accessible resource of STEAM activities for K-8 students. Also available in Spanish, the playbook enables both dual-language learners and native Spanish speakers to engage in its content. Students can use the interactive PDF online, or teachers and parents can download, and print pages for students to work on. All these resources as well as video guides are available free of cost on [49ers.com/EDU](https://www.49ers.com/EDU)

THE FIELD TRIP EXPERIENCE

49ers EDU Home & Away Field trip program is a three-part experience that deepens 49ers EDU’s impact and reinforces STEAM concepts across a three-month period for students.

ASYNCHRONOUS MATERIALS

- Students and educators receive materials to complete a STEAM lesson of their teacher’s choice in the classroom before coming on their in-person field trip. These learning materials will help them begin grasping general concepts about STEAM subjects and how they relate to the game of football.

LEVI’S® STADIUM FIELD TRIP

- Students are invited to Levi’s® Stadium for a fun and engaging learning experience. During their visit, 49ers EDU’s educators engage students in a standard-aligned lesson and hands-on activity in one of the four classrooms onsite. Students also receive a tour of Levi’s® Stadium and the 49ers Museum to reinforce learning and showcase real-world examples of STEAM concepts.

LIVE VIRTUAL LESSON

- 49ers EDU educators follow up with each class after their visit to Levi’s® Stadium to reinforce STEAM concepts learned during their field trip in the form of a live virtual lesson.



LEVI'S® STADIUM DINING & HOSPITALITY

The 49ers and Levi's® Stadium partner with Levy to make dining on gameday an amazing and memorable experience for fans. Levy is best known for creating incredible dining experiences at many of the world's most iconic sports and entertainment venues, including the Kentucky Derby, US Open, Wrigley Field, PGA Championship, and countless NBA, MLB, NHL, and MLS All-Star Games, among others. This season, 49ers fans will notice an infusion of Bay Area favorite restaurants and new signature dishes spanning the wide range of flavors that define dining in The Bay. Several concessions and club dining destinations have also been refreshed with new dining concepts, and fans can take advantage of new self-service technology at a redesigned concession stand and beer locker on the main concourse.

LEVI'S® STADIUM'S CHEF, ALVIN KABILING

In 2018, Alvin joined Levi's Stadium as Executive Chef, overseeing the culinary department as a lifelong San Francisco 49ers fan. After helping open the Fremont Marriott Hotel and the Parcel 104 Restaurant at the Santa Clara Marriott, Alvin brings 15+ years of restaurant and catering experience. Alvin joined Levy in 2014 as the Executive Sous Chef of Oracle Arena and led premium service for five Golden State Warriors championship seasons. He was born and raised on the beautiful island of Guam in the western Pacific and is a graduate from the California Culinary Academy in San Francisco. He learned early that "if you take care of your team, they will take care of the guests," which holds true to this day as he leads the culinary team at Levi's Stadium.

STADIUM RESTAURANT PARTNERS

Levi's® Stadium is packed with novel restaurants that double as stadium concession vendors. The stadium has 26 concessions vendor stands throughout the 300 and 700 concourse levels, and clubs, including the following local Bay Area restaurant vendor stands:

- | | |
|----------------------------|--------------------------|
| Super Duper Burger | Hula Truck |
| Breakwater BBQ | Mesquite & Oak BBQ |
| Chicken Guy | The Shop by Chef Baca |
| Asian Street Eats | Konjoe Burger Bar |
| Starbird Chicken | Puesto |
| Blueline Pizza | The Organic Coup |
| Tony G's Slice House Pizza | Nathan's Famous Hot Dogs |
| Wing Squad | Jackie's Place |
| Kabob Trolley | Scratch Cookery |
| Augie's Montreal Deli | Toto's Pizzeria |

MEMBER INCLUSIVE MENU

In the 2021 season, the 49ers and Levi's® Stadium became the first sports team to launch inclusive food and beverage items for all members of its Season Ticket Member base. The 49ers worked with hospitality partner Levy, and technology and analytics company E15 Group to curate the menu and fan experience.

The Member Inclusive Menu features the most popular concessions items based on fan surveys and in-game purchase patterns. Fan favorites on the menu include chicken tenders, Silva's hot dogs and sausages, vegandogs, nachos, fries (regular & garlic), pretzels, popcorn, peanuts, candy, desserts, Pepsi Products, Aquafina Water, Peet's Coffee and hot chocolate. This Levi's Stadium® feature is only available for 49ers Season Ticket Members. Single game and secondary market ticket buyers will continue to purchase food and beverages on an a la carte basis. Members will redeem their orders using the "Scan and Pay" feature in the 49ers App.

The Member Inclusive Menu program was named the "Best New Concept in Concessions" by VenuesNow in 2022 and has been shortlisted for numerous other awards, including "Best Technology for Venues and Operations" by the Sports Technology Awards and "Best Fan Experience from The Stadium Business."

ADDITIONAL LEVI'S® STADIUM MENU AND HIGHLIGHTS

- Suite and club menus featuring robust seasonal dishes made with seasonality and produce from The Faithful Farm, Levi's Stadium's Rooftop Garden which includes chives, garlic, tomatoes, cucumbers, pumpkin, corn, peppers, and much more
- Specialty Cocktail Program: Featuring partnerships with 1800 Tequila, Gold Bar Whiskey, Ketel One Vodka, Smirnoff Vodka
- Appellation 49 Wine Program: a broad list of California wines that is available throughout the building
- 100 percent of food and beverage packaging and service-ware is recyclable, compostable, or biodegradable
- 100 percent of seafood menu items certified by the Monterey Bay Aquarium Seafood Watch List
- 90 percent of food suppliers are from California



49ERS TEAM STORE PRESENTED BY VISA

The 49ers Team Store is located in Levi's® Stadium at Intel Gate A and is open to the public on non-event days.

The Levi's® Stadium Team Store Presented by Visa Non-Event Hours:

- Thursday - Tuesday: 11 a.m. - 5 p.m.
- Wednesday: CLOSED
- Day before a home game: 10 a.m. - 6 p.m.

On event days, the following retail locations are located throughout Levi's® Stadium to purchase 49ers merchandise:

Great America Parking Lot/Toll Plaza
Trailer (1)

Tasman Drive/Great America Parking Lot
Trailer (2)

100 Plaza Level

Inside Foxconn Industrial Internet Club

200 Plaza Level

Main Team Store Presented by Visa - Intel Gate A

300 Level (Lower Level Concourse)

Toyota Gate F Team Store - Between Sections 106-107

Dignity Health Gate C Team Store - Section 130

United Club Team Store - Section 135

Kiosks (2) - Between Sections 109-110 and 121-123

700 Level (Upper Level Concourse)

Pepsi Fan Deck Team Store - Section 305

Bud Light Patio Team Store - Section 324

CLUB AND SUITE OVERVIEW

CLUBS

There are 12 premium club areas located throughout Levi's® Stadium. Only ticketed guests with proper access are allowed into the clubs. These clubs remain open for approximately one hour following the end of the event.

Of the different club spaces in Levi's® Stadium, six are traditional and four are suite-based.

- Traditional Club Spaces (club ticket based) are accessed by the 9,000 club seats in the stadium:
 - Cache Creek Field Club
 - East Field Club
 - Sharp Club
 - Levi's 501 Club
 - United Club
 - Graton Casino Club
- The Lexus Lounge is situated in the area of Levi's® Stadium that served as the green room for concert tours, and is accessed exclusively on gamedays by field-level seat members. The space showcases Levi's® Stadium concert posters for artists such as Coldplay, Taylor Swift, and the Grateful Dead.
- The Cache Creek Players Lounge is situated inside the tunnel between the visiting team locker room and the field. Accessed exclusively by north endzone field-level seat members, the club offers views of the walkway where the visiting team will pass through to enter and exit the field on gamedays.
- Suite-based Club Spaces are accessed by approximately 70 suites on the 500 level horseshoe:
 - Owners Club
 - Cisco Lounge (North) & WebEx Lounge (South)
 - The Solar Terrace is accessible for all executive suite lease holders in the Suite Tower.



SUITES

Luxury Suites at Levi's® Stadium provide the finest premium seating opportunities at the world's top sporting venue including fully upholstered theater seating, incredible sightlines, multiple flat screen monitors, internet access, upscale catering and a dedicated suite attendant. Fans interested in learning more about the suite rental options at Levi's Stadium can visit 49erssuites.com or email suites@49ers.com.





PUBLIC TRANSIT & PARKING

PUBLIC TRANSPORTATION

Guests are encouraged to take public transportation. For additional information regarding public transportation, visit www.levisstadium.com or any of the following websites listed below:

Valley Transportation Authority (VTA)

Fans can use VTA for all stadium visits. VTA provides light rail and bus service throughout Santa Clara County. Pre-game service starts 2.5 hours prior to game start from both Mountain View and Milpitas stations. Post-game event service begins at the end of the game and runs for approximately 60 minutes. Fare sales at the Team Store (Gate A).

For more information about riding VTA to Levi's® Stadium, visit <https://www.vta.org/levis-stadium/emailcustomer.service@vta.org> or call (408) 321-2300

Altamont Corridor Express (ACE)

ACE Trains provide services to Levi's® Stadium from Stockton, Lathrop/ Manteca, Tracy, Vasco, Livermore, Pleasanton and Fremont. Select weekend games are served throughout the NFL season. For more information, please visit www.acerail.com or call 209-944-6220.

Capitol Corridor

Capitol Trains provides services to Levi's® Stadium from Auburn, Rocklin, Roseville, Sacramento, Davis, Suisun/Fairfield, Martinez, Richmond, Berkeley, Emeryville, Oakland, Hayward and Fremont/ Centerville. For more information please visit www.capitolcorridor.org, or call 877-974-3322.

In addition to avoiding the stress of traffic and parking, fans who take the train will be able to get an early start on tailgating by enjoying drinks and snacks available onboard the Café Car <https://www.capitolcorridor.org/49ers-service/>

Caltrain

Caltrain provides services from San Francisco to South San Jose with stops all along the Peninsula. On event day, Caltrain transports passengers from all locations to connect with VTA Light Rail Trains or buses at the Mountain View Transit Center, located at Evelyn Avenue and Castro Street. For more information, please visit www.caltrain.com, or call 1 (800) 660-4287.

Customers heading to Events, Concerts and 49ers games at Levi's® Stadium will transfer to VTA light rail - Orange Line at the Mountain View station. (Note: While planning for your trip, confirm the latest VTA light rail service on their website or by calling Customer Service at (408) 321-2300). <https://www.caltrain.com/location/levis-stadium>

BART

BART provides services from San Francisco and East Bay to San Jose. On event day, BART transports passengers from all locations to connect with VTA Light Rail trains at the Milpitas Station. For more information, please visit www.bart.gov.

SVBC

FREE Guest bicycle parking at Levi's® Stadium is located outside of Gate A and Gate C for NFL events. For Non-NFL events, only Corral 2 at Gate C will be open. Bicycle traffic for non-ticketed event Guests on the San Tomas Aquino Creek Trail will be diverted in order to ensure the integrity of the stadium's security perimeter. Silicon Valley Bicycle Coalition (SVBC) will open and provide these bicycle valet corrals 3 hours prior to the event through 1 hour upon completion of the Levi's® Stadium event. Learn more about the bicycle routes leading to Levi's® Stadium are accessible. <https://bikesiliconvalley.org/>

PARKING & TAILGATING MAP



PARKING MAP



- 1** PREMIUM GREEN LOT 1
- RV** GREEN RV LOT
- 6** GREEN LOT 6
- 4** PINK LOT 4
- 5** PINK LOT 5
- 8** PINK LOT 8

- V** PREMIUM RED LOT VIP
- 1** PREMIUM RED LOT 1
- 2** RED LOT 2
- 7** RED LOT 7

- V** PREMIUM YELLOW LOT VIP
- 1** PREMIUM YELLOW LOT 1
- R** CAPITOL CORRIDOR
- R** VTA
- R** ACE TRAIN

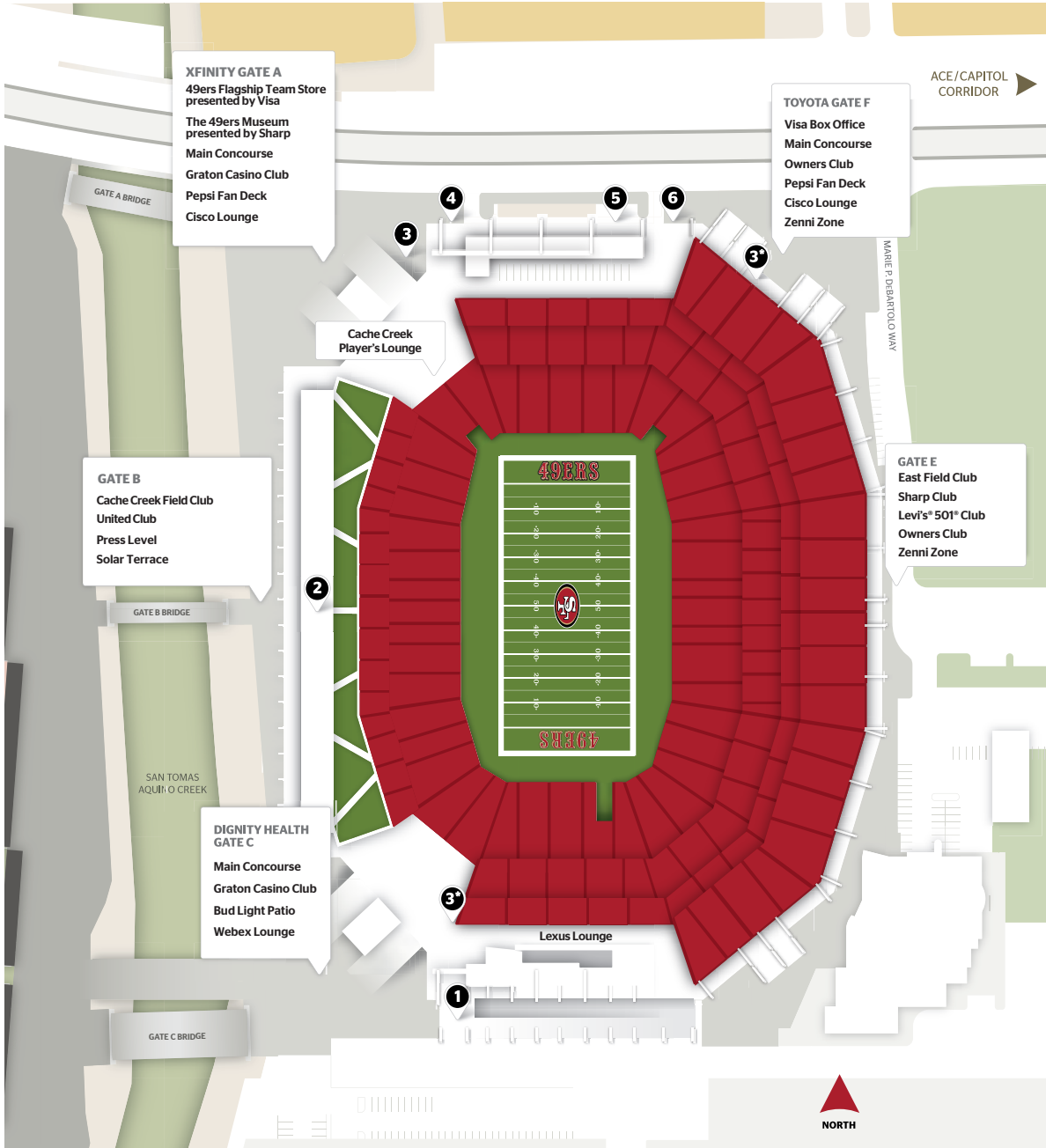
- RV** BLUE RV LOT
- 1** BLUE LOT 1
- 2T** PREMIUM BLUE LOT 2
- 2NT** PREMIUM BLUE LOT 2
- 3** BLUE LOT 3
- 4** BLUE LOT 4
- 5** BLUE LOT 5

TAILGATING KEY:

- NO TAILGATING
- TAILGATING WELCOME
- ACCESSIBLE PARKING

LEVI'S® STADIUM OVERVIEW

LEVI'S® STADIUM OVERVIEW MAP



1 RAMP TO ALL LEVELS

2 SUITE TOWER


3 49ERS FLAGSHIP TEAM STORE presented by Visa

*Alternate Team Store locations open on gameday only

4 49ERS MUSEUM presented by Sharp

5 NBCSPORTS BAY AREA STUDIO

6 VISA BOX OFFICE



KYLE SHANAHAN

HEAD COACH

21ST NFL SEASON * 8TH WITH 49ERS

Kyle Shanahan was named the 20th head coach of the San Francisco 49ers on February 6, 2017. Shanahan signed a multi-year contract extension with the 49ers in September of 2023.

The 2023 San Francisco 49ers finished season with a 12-5 record, starting the season 5-0 and winning seven of their last nine games. Shanahan led his team to its second-consecutive NFC West title, the number one seed throughout the NFC playoffs, third-consecutive NFC Championship Game and the eighth Super Bowl appearance in franchise history.

Last season's 49ers featured five Associated Press First-Team All-Pro selections in FB Kyle Juszczyk, TE George Kittle, RB Christian McCaffrey, LB Fred Warner and T Trent Williams, as well as two AP Second-Team All-Pro selections in WR Brandon Aiyuk and CB Charvarius Ward. A NFL-high nine 49ers were selected to the 2024 Pro Bowl Games, the most by the team since the 2013 Pro Bowl (DL Nick Bosa, DL Javon Hargrave, Juszczyk, Kittle, McCaffrey, QB Brock Purdy, Ward, Warner and Williams). McCaffrey, who led the NFL in rushing yards in 2023, was named Associated Press Offensive Player of the Year as well as the PFWA Offensive Player of the Year.

The 49ers boasted one of the most potent offenses in the NFL in 2023, finishing with top-five marks in total offense (398.4), scoring offense (28.9), rushing yards per game (140.5) and passing yards per game (257.9). The 49ers offense registered 491 total points and 6,773 total yards in 2023, both of which were the second-highest single-season marks in franchise history. In his first full season as a starter, Purdy led the NFL in passer rating (113.0) and yards per attempt (9.6), while setting the franchise record for passing yards (4,280) and throwing 31 touchdowns, becoming the first 49ers QB to throw 30-or-more touchdowns in a single season in 22 years. McCaffrey led the NFL in rushing yards (1,459), yards from scrimmage (2,023) and finished tied for the most total touchdowns (21). He became the first player since 1995 to lead the NFL in rushing yards after every week of an entire season. Aiyuk (1,342 receiving yards) registered his second-consecutive 1,000-yard season and added seven touchdown receptions. He and Kittle (1,020 receiving yards) became the first 49ers duo to register 1,000-or-more receiving yards in the same season since 1998. WR Deebo Samuel added 1,117 yards from scrimmage and 12 total touchdowns. In McCaffrey (2,023 yards from scrimmage), Aiyuk (1,342 yards from scrimmage), Samuel (1,117 yards from scrimmage) and Kittle (1,022 yards from scrimmage), the 49ers became the first team in NFL history to have a running back, two wide receivers and a tight end each post 1,000-or-more yards from scrimmage in a single season.

The 49ers defense finished in the top-10 in the NFL in total defense (303.9) and rushing defense (89.7), tied for first in interceptions (22) and tied for the seventh-most sacks (48). San Francisco's defensive line was anchored by Bosa (10.5 sacks), Hargrave (7.0 sacks) and Walter Payton Man of the Year nominee DL Arik Armstead (5.0 sacks). Warner led the linebacker unit with a team-high 132 tackles, 2.5 sacks, four interceptions, 11 passes defensed and four forced fumbles, marking his sixth-consecutive season with over 115 tackles. Ward led the secondary with 72 tackles, a NFL-high 23 passes defensed and a team-high five interceptions, one of which was returned for a touchdown (Week 15 at Arz.).

SHANAHAN'S GOLDEN NUGGETS

- During his time as head coach of the 49ers, San Francisco has four postseason appearances, won three NFC West Division titles (2019 & 2022-23), advanced to four NFC Championship Games (2019 & 2021-23) and two Super Bowls (LIV & LVIII).
- In 2019, Shanahan was named Coach of the Year by *Sporting News* and NFC Coach of the Year by the Committee of 101.
- Shanahan led the 49ers to a nine-win improvement from 2018 to 2019 which was the largest win improvement from one season to the next in franchise history.
- Shanahan was named Assistant Coach of the Year by the Associated Press, Coordinator of Year by *Sporting News* and Assistant Coach of the Year by the Pro Football Writers of America in 2016.
- Shanahan was 26 years old when he was named the wide receivers coach of the Houston Texans, becoming the youngest position coach in the NFL at that time. At 28 years old, he was named the offensive coordinator of the Texans and was the youngest coordinator in the NFL.
- Shanahan served as a ball boy for the 49ers when his father, Mike, was the offensive coordinator for the team from 1992-94. Mike helped guide the 49ers to a 49-26 victory in Super Bowl XXIX.



Shanahan and the 2022 49ers finished with a 13-4 regular season record, including wins in each of their last 10 games and a NFC West title. San Francisco earned a berth in the NFC Championship Game following a pair of home playoff game victories over the Seattle Seahawks and Dallas Cowboys. The Niners saw four AP First-Team All-Pro selections in Bosa, S Talanoa Hufanga, LB Fred Warner and T Trent Williams, as well as two AP Second-Team All-Pro selections in TE George Kittle and S George Odum (special teamer). Bosa was named Associated Press NFL Defensive Player of the Year after leading the NFL with a career-high 18.5 sacks.

The offense was led in 2022 by WR Brandon Aiyuk and RB Christian McCaffrey, who was acquired in a mid-season trade. Aiyuk registered 1,015 receiving yards and eight touchdowns, giving him the first 1,000-yard season of his career. McCaffrey registered 1,210 scrimmage yards and 11 touchdowns after joining the team in Week 7. San Francisco saw three starting quarterbacks during the season, with rookie QB Brock Purdy becoming the team's starter in Week 13. The 49ers offense remained explosive, as the team ranked fifth in the NFL in yards per game (365.6) and averaged 5.9 yards per play, the fourth-highest mark in the league. Purdy went 7-1 as a starter, including the playoffs, and became the first quarterback in franchise history to win their first five starts and the third rookie quarterback in NFL history to win at least their first five starts.

In 2021, Shanahan led the 49ers to their second trip to the NFC Championship in three seasons (2019). The offense featured WR Deebo Samuel, who earned Associated Press First-Team All-Pro honors and the first Pro Bowl selection of his career. In 16 games (15 starts), Samuel registered 77 receptions for 1,405 receiving yards (18.2 average) and five receiving touchdowns to go along with career-highs in carries (59), rushing yards (365) and rushing touchdowns (eight). His eight rushing touchdowns were the most by any player whose primary position is wide receiver since the merger. Second-year WR Brandon Aiyuk also added 56 catches for 826 yards and five touchdowns. On the ground, rookie RB Elijah Mitchell set the franchise record for most rushing yards by a rookie (963).

The 2021 49ers offensive line saw three of five members earn Pro Bowl honors in T Trent Williams, G Laken Tomlinson and C Alex Mack. Williams was selected to the Associated Press 2021 First-Team All-Pro list for the first time in his career. San Francisco's offense finished the season averaging 127.4 rushing yards, ranking seventh in the NFL. TE George Kittle ranked second on the team with 71 receptions for 910 yards and six touchdowns while earning a trip to the Pro Bowl.

The 49ers defense ranked third in the NFL in 2021, allowing 310.0 total yards per game. San Francisco also was sixth in the NFL, surrendering 206.5 passing yards per game. San Francisco saw eight different players record an interception on the season, as CB Emmanuel Moseley finished with a career-high 11 passes defensed and one interception. The Niners forced 22 fumbles on defense in 2021, the most in the NFL and the most in a single season by the 49ers since 1994. Bosa finished the season leading the team with a career-high 15.5 sacks. His sack total ranked fourth in the NFL among all players as he was selected to the Pro Bowl. DL Arden Key also registered a career-high 6.5 sacks on the year.

The 2020 San Francisco 49ers were led by AP First-Team All-Pro and Pro Bowl selection LB Fred Warner, who registered a team-high 125 tackles to go along with 1.0 sack, two interceptions, two fumble recoveries, one forced fumble and six passes defensed. San Francisco had two additional players selected to the Pro Bowl in FB Kyle Juszczyk, who set career highs in carries (17), rushing yards (64) and rushing touchdowns (two) while adding 19 receptions for 202 yards and tied his career high with four receiving touchdowns, and T Trent Williams, who started all 14 games in which he appeared after the team acquired him in a trade with The Washington Football Team in the offseason.

San Francisco's offense also featured rookie WR Brandon Aiyuk, who led the team with 60 receptions for 748 yards and five touchdowns to go along with six carries for 77 yards and two touchdowns on the ground. Aiyuk became the first rookie to lead the team in receptions and receiving yards since WR Gene Washington in 1969. His 60 receptions were the second-most by a rookie in franchise history and his 748 receiving yards were the third-most by a rookie in franchise history. WR Kendrick Bourne set career highs in receptions (49) and receiving yards (667), while TE George Kittle added 48 receptions for 634 yards and two touchdowns. RB Jeff Wilson Jr. led the team with career highs in rushing attempts (126), rushing yards (600) and rushing touchdowns (seven), while also adding 13 receptions for 133 yards and three touchdowns. RB Raheem Mostert also notched 104 carries for 521 yards and two touchdowns on the season.

The 49ers defense allowed 314.4 yards per game, ranking fifth in the NFL, while allowing just 207.9 passing yards per game, which ranked fourth in the league. On the ground, the defense allowed 12 rushing touchdowns on the season, which was tied for the fourth-fewest in the NFL. San Francisco's defense also ranked fourth in the NFL in 3rd-down defense (35.5 percent allowed) and three-and-out drives forced (41).

Along with Warner, the 49ers defense featured DL Kerry Hyder Jr., who led the team with a career-high 8.5 sacks while also adding 49 tackles, 10 tackles for loss and one fumble recovery. Rookie DT Javon Kinlaw tallied 33 tackles, 1.5 sacks, three tackles for loss, one interception (returned for a touchdown) and four passes defensed. LB Dre Greenlaw notched 83 tackles, seven tackles for loss, 1.0 sack and one pass defensed. The secondary was led by DB Jimmie Ward, who registered 71 tackles, two forced fumbles and four passes defensed, and CB Jason Verrett, who tallied 60 tackles, two tackles for loss, two interceptions and seven passes defensed.

In 2019, he was named Coach of the Year by Sporting News and NFC Coach of the Year by the Committee of 101 after leading the 49ers to a 13-3 regular season record, the NFC West Division Title and an appearance in Super Bowl LIV. San Francisco's nine-win improvement from 2018 to 2019 was the largest win improvement from one season to the next in franchise history. The 49ers became one of three teams since the NFL switched to a 12-team playoff format in 1990 to finish 4-12 or worse one season followed by earning the number one seed in its conference the next season (1999 St. Louis Rams & 2016 Dallas Cowboys).

San Francisco's offense in 2019 ranked first in the NFL in rushing touchdowns (23), second in points per game (29.9) and rushing yards per game (144.1) and fourth in total offense (381.1 yards per game). The 49ers finished the regular season with 479 total points, tied for the second-most in franchise history and the most since 1994 (505). San Francisco also had 13 different players with at least one touchdown reception on the season, which tied the NFL record for the most players with a touchdown reception in a single season.

QB Jimmy Garoppolo completed 329 of 476 attempts (69.1 percent) for 3,978 yards and 27 touchdowns with a passer rating of 102.0, earning Comeback Player of the Year honors from Sporting News. His 69.1 completion percentage in 2019 ranked tied for fourth in the NFL (min. 200 attempts) and his 27 passing touchdowns ranked tied for fifth. TE George Kittle's game continued to improve as he was named Associated Press First-Team All-Pro, PFWA All-NFL and All-NFC and was selected as a starter in the Pro Bowl. Kittle led the team with 85 receptions for 1,053 yards and five touchdowns. He became just the fifth player in franchise history, and the first tight end, to have multiple 1,000-yard seasons, joining WR Jerry Rice (12), WR Terrell Owens (5), WR Anquan Boldin (2) and WR John Taylor (2). Rookie WR Deebo Samuel registered 57 receptions for 802 yards and three touchdowns while also adding 14 carries for 159 yards (11.4 average) and three touchdowns. His 57 receptions and 802 receiving yards each ranked second among all rookies in franchise history. The 49ers ground attack featured three players with 500-or-more rushing yards in a single season (RB Raheem Mostert - 772; RB Matt Breida - 623; RB Tevin Coleman - 544) for just the second time in franchise history (1954 - three players).

On the defensive side of the ball, the 49ers ranked second in the NFL in total yards allowed per game (281.8), the fewest total yards allowed per game by the team since 1997 (250.8). San Francisco ranked first in the NFL in passing yards allowed per game (169.2), the fewest passing yards allowed per game in the NFL since 2009 (NYJ - 153.7). It marked the first time San Francisco led the NFL in passing yards allowed per game since 1987 (165.6). The 49ers ranked tied for second in the NFL in third-down percentage allowed (33.3) and tied for fifth in the NFL in sacks (48.0), the most by the team in a single season since 1998 (51.0). San Francisco also ranked seventh in both opponent completion percentage (61.3) and opponent quarterback rating (83.0).

As a rookie, Bosa, who played in all 16 games (14 starts) and registered 47 tackles, 9.0 sacks, one interception, one forced fumble, two fumble recoveries and two passes defensed, was named Defensive Rookie of the Year by the Associated Press and the PFWA, and Rookie of the Year by Sporting News, PFWA and Pepsi. He was also named to the PFWA All-Rookie Team and was named a starter in the Pro Bowl. With DLs Arik Armstead (10.0), Bosa (9.0), DeForest Buckner (7.5) and Dee Ford (6.5), the 49ers were the only team in the NFL to have four-or-more players with 6.5-or-more sacks in 2019. LB Fred Warner started all 16 games and led the team with 118 tackles, while also adding 3.0 sacks, one interception (returned for a touchdown), three forced fumbles, one fumble recovery and nine passes defensed. Rookie LB Dre Greenlaw played in all 16 games (10 starts) and tallied 87 tackles, 1.0 sack, one interception and two passes defensed as he was named to the PFWA All-Rookie team. The secondary was led by CB Richard Sherman, who registered 57 tackles, three interceptions (one returned for a touchdown) and 11 passes defensed and was named Associated Press Second-Team All-Pro.

During his second season at the helm of the 49ers, the 2018 team overcame adversity early in the season after top free agent acquisition RB Jerick McKinnon tore his ACL prior to Week 1, as did starting QB Jimmy Garoppolo in Week 3, putting an end to both of their seasons. Despite the setback, Shanahan, his coaches and the young core of the team stepped up to the challenge and endured the ups and downs of the season. Second-year TE George Kittle set an NFL record for most receiving yards by a tight end in a single season (1,377) while recording the most yards after catch by any player in the NFL since 2010 (870). Kittle earned AP Second-Team All-Pro honors, as well as his first Pro Bowl selection, after his historic season. Following injuries to both Garoppolo and QB C.J. Beathard, undrafted QB Nick Mullens was able to fill the void and excel for San Francisco's offense after being promoted to the active roster from the team's practice squad on September 26. Mullens started the final eight games of the season and accumulated the fourth-most passing yards by a quarterback in his first eight career games since 1970 (Patrick Mahomes, KC; Andrew Luck, Ind.; Cam Newton, Car.). On the defensive side of the ball, DL DeForest Buckner earned his first Pro Bowl appearance after leading the pass rushing unit with a career-high 12.0 sacks, which was the second-most among NFL DTs and the fourth-most by a member of the 49ers since 2000.

In his first season as head coach, Shanahan led the team to a 6-10 record, which was a four-game improvement from the previous year. After a difficult stretch to start the season, the 49ers won six of their final seven games, including victories in five-straight games to close out the season. With six wins on the season, San Francisco set the NFL record for the most wins by a team in NFL history that started 0-9. The 49ers closed the season as one of the hottest teams in the NFL, posting a perfect 5-0 record in December. San Francisco was the only team in the league to have a perfect record over the last month of the regular season as Shanahan became the fourth rookie NFL head coach in franchise history (Buck Shaw - 1950; Frankie Albert - 1956 & George Seifert - 1989), and the first in the NFL since Tony Sparano in 2008, to go undefeated in the month of December.

San Francisco's offense reached new heights under Shanahan in 2017. The 49ers ranked 12th in the NFL, averaging 349.2 yards per game, the highest output by the team since 2012 (361.8 - 11th). The team also finished the year with 3,925 net passing yards, the most in a single season since 2000 (4,239). QB Jimmy Garoppolo, who went 5-0 as a starter and engineered four, second half comeback wins, set the franchise record for most passing yards in his first five starts. QB C.J. Beathard set the single-season franchise record for attempts (224), completions (123) and passing yards (1,430) by a rookie quarterback. The offense also featured WR Marquise Goodwin who set career highs in both receptions (56) and receiving yards (962), as well as Pro Bowl selections for FB Kyle Juszczyk (second) and T Joe Staley (sixth).

Defensively, San Francisco battled through multiple injuries that left several key 49ers on the Injured Reserve List early in the season, but the 49ers defense improved as the season progressed. Over the final six weeks of the season, San Francisco held opponents to an average of 87.7 rushing yards per game while allowing 100 rushing yards just once in that span. The defense was led by DL DeForest Buckner who tallied 61 tackles and tied for second on the team with 3.0 sacks. The defense also had good productivity from rookies, including DL Solomon Thomas, who led the team with 10 tackles for loss while notching 3.0 sacks, and CB Ahkello Witherspoon, who tied for the team lead with two interceptions.

Special teams lived up to its name for the 49ers in 2017. K Robbie Gould had a career year, leading the NFL with a career-high 39 made field goals and finishing third in the NFL with a career-high 145 points. Gould's 39 made field goals were the second-most in a single-season in franchise history (K David Akers - 44 made field goals in 2011) and tied for the third-most in a single-season in NFL history. P Bradley Pinion set a career high with a 41.3 net punting average and the punt coverage unit ranked second in the NFL, allowing only 4.2 yards per return.

Prior to being named head coach of the 49ers, Shanahan had 15 seasons of coaching experience at the NFL level, including nine as an offensive coordinator for the Atlanta Falcons (2015-16), Cleveland Browns (2014), Washington (2010-13) and Houston Texans (2008-09). In six of his nine seasons as an offensive coordinator (2008-09, 2012-13 and 2015-16), Shanahan directed an offense that ranked in the top 10 in the NFL in yards gained.

Following the 2016 season, Shanahan was named Associated Press Assistant Coach of the Year, Coordinator of the Year by Sporting News and Assistant Coach of the Year by the Pro Football Writers of America after a record-setting performance by the Falcons offense en route to capturing the NFC South division title and an appearance in Super Bowl LI. Under Shanahan, the 2016 Falcons set franchise records in yards per game (415.8), points scored (540), net passing yards per game (295.3) and average yards per play (6.7).

Atlanta QB Matt Ryan, who was named Associated Press Most Valuable Player, Associated Press Offensive Player of the Year, Most Valuable Player/Offensive Player of the Year by the Pro Football Writers of America and FedEx Air Player of the Year, threw for a single-season franchise record and career-high 4,944 passing yards and 38 touchdowns, ranking second in the NFL in both categories, in 2016. He led the NFL with a passer rating of 117.1 on the season and threw a career-low seven interceptions. WR Julio Jones recorded 83 receptions for 1,409 yards (17.0 average) and six touchdowns in 14 games played. His 1,409 receiving yards were the second-most in the NFL that season. Both Jones and Ryan earned Associated Press First-Team All-Pro and 2017 Pro Bowl honors.

On the ground, Atlanta averaged 120.5 rushing yards per game and tallied 20 rushing touchdowns in 2016. RB Devonta Freeman registered 227 carries for a career-high 1,079 yards and 11 touchdowns, on his way to earning his second-consecutive Pro Bowl appearance.

In Shanahan's first year in Atlanta, the Falcons offense ranked seventh in the NFL, averaging 374.1 yards per game, ranked sixth with a 273.7 passing yards per game average and led the league in time of possession (32:19) in 2015. Julio Jones led the NFL with a career-high 1,871 receiving yards, while notching a career-high 136 receptions to share the League high with the Steelers WR Antonio Brown. Jones' receiving yards marked the second-highest total in a single season in NFL history, behind WR Calvin Johnson's 1,964-yard performance in 2012.

Shanahan joined the Falcons after spending 2014 as offensive coordinator of the Cleveland Browns. That year, his offense averaged 324.6 total yards and 108.0 rushing yards per game. Under Shanahan's direction, RBs Isaiah Crowell and Terrance West combined to rush for 1,280 yards on 319 carries (4.0 average), while WR Andrew Hawkins posted career highs in receptions (63) and receiving yards (824).

Prior to his stint in Cleveland, Shanahan spent four seasons (2010-13) as offensive coordinator of Washington. In 2013, Washington finished ninth in the NFL in total offense (369.7) and fifth in rushing yards per game (135.3). Second-year QB Robert Griffin III threw for 16 touchdowns and a career-high 3,203 passing yards, while WR Pierre Garçon set a franchise record and led the NFL with 113 receptions for a career-high 1,346 yards. RB Alfred Morris also rushed for 1,200-or-more yards for the second-consecutive season (1,275).

Washington won the NFC East division championship in 2012 as they became the first team in NFL history to register 3,400-or-more passing yards (3,422) and 2,700-or-more rushing yards (2,709) in the same season. Washington led the NFL, averaging 169.3 rushing yards per game and finished second in rushing touchdowns (22). Griffin won the 2012 Associated Press Offensive Rookie of the Year Award after setting NFL rookie records in passer rating (102.4), interception percentage (1.27), and rushing yards by a rookie quarterback (815). He completed 258 of his 393 passes (65.6 completion percentage) for 3,200 yards and 20 touchdowns. Fellow rookie Alfred Morris ranked second in the NFL with a single season franchise-record 1,613 yards and 13 touchdowns.

In 2011, Shanahan worked with QB Rex Grossman, who finished with the second-best statistical season of his career, having thrown for 3,151 yards, 16 touchdowns and a career-high 57.9 completion percentage. WR Santana Moss also had his best professional season in 2010 under Shanahan, notching a career-high 93 receptions for 1,115 yards and six touchdowns.

Before joining Washington, Shanahan spent four seasons (2006-09) with the Houston Texans, including the final two as the team's offensive coordinator. In 2009, he worked with QB Matt Schaub, who registered career highs in completions (396), completion percentage (67.9), passing yards (4,770), touchdowns (29) and passer rating (98.6). His completions and passing yard totals led the NFL that season. Additionally, WR Andre Johnson led the NFL in receiving yards in both 2008 (1,575) and 2009 (1,569) and led the NFL with 115 receptions in 2008. TE Owen Daniels registered career highs in both receptions (70) and receiving yards (862) with Houston in 2008. Shanahan spent his first season with Houston (2006) as the team's wide receivers coach and moved to coach the quarterbacks in 2007 prior to his promotion to offensive coordinator in 2008. He broke into the NFL with the Tampa Bay Buccaneers in 2004 where he served as an offensive quality control coach for two seasons (2004-05). His first coaching experience came as a graduate assistant at UCLA in 2003.

Born December 14, 1979, in Minneapolis, MN, Shanahan played wide receiver at Duke University before transferring to the University of Texas in 2000, where he spent two seasons. He and his wife, Mandy, have three children - Stella, Carter and Lexi. Shanahan's father, Mike, who served as the 49ers offensive coordinator from 1992-94, was the head coach of the Denver Broncos (1995-2008) and Washington (2010-13), where he accumulated an overall win total of 178 victories (eight postseason), including victories in Super Bowls XXXII and XXXIII.

SHANAHAN'S BACKGROUND

YEARS	COACHING BACKGROUND	HEAD COACH
2017-current	Head Coach, San Francisco 49ers	---
2015-16	Offensive Coordinator, Atlanta Falcons	Dan Quinn
2014	Offensive Coordinator, Cleveland Browns	Mike Pettine
2010-13	Offensive Coordinator, Washington	Mike Shanahan
2008-09	Offensive Coordinator, Houston Texans	Gary Kubiak
2007	Quarterbacks, Houston Texans	Gary Kubiak
2006	Wide Receivers, Houston Texans	Gary Kubiak
2004-05	Offensive Quality Control, Tampa Bay Buccaneers	Jon Gruden
2003	Graduate Assistant, UCLA	Karl Dorrell
2001-02	*Wide Receiver, University of Texas	Mack Brown

* Player

ALL-TIME 49ERS HEAD COACHING RECORDS

REGULAR SEASON

COACH	SEASONS	YEARS	WINS	LOSSES	TIES	WIN PCT.
Lawrence Shaw	9	1946–54	71	39	4	.640
Norman Strader	1	1955	4	8	0	.333
Frank Albert	3	1956–58	19	16	1	.542
Howard Hickey*	5	1959–63	27	27	1	.500
Jack Christiansen*	5	1963–67	26	38	3	.411
Dick Nolan	8	1968–75	54	53	5	.504
Monte Clark	1	1976	8	6	0	.571
Ken Meyer	1	1977	5	9	0	.357
Pete McCulley#	1	1978	1	8	0	.111
Fred O'Connor#	1	1978	1	6	0	.143
Bill Walsh	10	1979–88	92	59	1	.609
George Seifert	8	1989–96	98	30	0	.766
Steve Mariucci	6	1997–02	57	39	0	.594
Dennis Erickson	2	2003–04	9	23	0	.281
Mike Nolan %	4	2005–08	18	37	0	.327
Mike Singletary %	3	2008–10	18	22	0	.450
Jim Harbaugh	4	2011–14	43	19	1	.690
Jim Tomsula &	2	2010, 2015	6	11	0	.353
Chip Kelly	1	2016	2	14	0	.125
Kyle Shanahan	7	2017–current	64	51	0	.557

*Hickey coached the first three games of '63, Christiansen coached the final 11.

#McCulley coached the first nine games of '78, O'Connor coached the final 7.

%Nolan coached the first seven games of '08, Singletary coached the final 9.

& Singletary coached the first 15 games of '10, Tomsula coached the final 1.

POSTSEASON

COACH	SEASONS	YEARS	WINS	LOSSES	TIES	WIN PCT.
Lawrence Shaw	9	1946–54	1	1	0	.500
Frank Albert	3	1956–58	0	1	0	.000
Dick Nolan	8	1968–75	2	3	0	.400
Bill Walsh	10	1979–88	10	4	0	.714
George Seifert	8	1989–96	10	5	0	.667
Steve Mariucci	6	1997–02	3	4	0	.429
Jim Harbaugh	4	2011–14	5	3	0	.625
Kyle Shanahan	7	2017–current	8	4	0	.667

PRESEASON

COACH	SEASONS	YEARS	WINS	LOSSES	TIES	WIN PCT.
Lawrence Shaw	9	1946–54	28	9	2	.766
Norman Strader	1	1955	5	1	0	.833
Frank Albert	3	1956–58	11	7	0	.611
Howard Hickey	5	1959–63	12	15	0	.444
Jack Christiansen	5	1963–67	5	14	1	.263
Dick Nolan	8	1968–75	15	32	1	.319
Monte Clark	1	1976	4	2	0	.667
Ken Meyer	1	1977	1	5	0	.167
Pete McCulley	1	1978	1	3	0	.250
Bill Walsh	10	1979–88	22	20	1	.524
George Seifert	8	1989–96	25	12	1	.676
Steve Mariucci	6	1997–02	10	14	0	.417
Dennis Erickson	2	2003–04	3	5	0	.375
Mike Nolan	4	2005–08	7	9	0	.438
Mike Singletary	2	2009–10	7	1	0	.875
Jim Harbaugh	4	2011–14	10	6	0	.625
Jim Tomsula	2	2010, 2015	2	2	0	.500
Chip Kelly	1	2016	2	2	0	.500
Kyle Shanahan	7	2017–current	11	10	0	.524

OPENING DAY GAMES

COACH	SEASONS	YEARS	WINS	LOSSES	TIES	WIN PCT.
Lawrence Shaw	9	1946–54	7	2	0	.778
Norman Strader	1	1955	0	1	0	.000
Frank Albert	3	1956–58	1	2	0	.333
Howard Hickey	5	1959–63	2	3	0	.400
Jack Christiansen	5	1963–67	2	1	1	.667
Dick Nolan	8	1968–75	3	5	0	.375
Monte Clark	1	1976	1	0	0	1.000
Ken Meyer	1	1977	0	1	0	.000
Pete McCulley	1	1978	0	1	0	.000
Bill Walsh	10	1979–88	4	6	0	.400
George Seifert	8	1989–96	7	1	0	.875
Steve Mariucci	6	1997–02	3	3	0	.500
Dennis Erickson	2	2003–04	1	1	0	.500
Mike Nolan	4	2005–08	2	2	0	.500
Mike Singletary	1	2009–10	1	1	0	.500
Jim Harbaugh	4	2011–14	4	0	0	1.000
Jim Tomsula	2	2010, 2015	1	0	0	1.000
Chip Kelly	1	2016	1	0	0	1.000
Kyle Shanahan	7	2017–current	3	4	0	.429



CHRIS FOERSTER

RUN GAME COORDINATOR/OFFENSIVE LINE

32ND NFL SEASON * 10TH WITH 49ERS

Chris Foerster is in his third season as the team's run game coordinator/offensive line coach after spending the 2021 season as San Francisco's offensive line coach. He also worked as the team's offensive line coach from 2008-09 and 2015. Foerster spent the 2020 season as the 49ers assistant offensive line coach after serving as a consultant with the 49ers for two seasons (2018-19).

The 2023 San Francisco 49ers finished with top-five marks in total offense (398.4), scoring offense (28.9), rushing yards per game (140.5) and passing yards per game (257.9). The 49ers offense registered 491 total points and 6,773 total yards in 2023, both of which were the second-highest single-season marks in franchise history. Foerster once again coached T Trent Williams, who was named Associated Press First-Team All-Pro for the third-consecutive season and selected to the Pro Bowl Games.

In 2022, the 49ers offensive line went five games without allowing a sack, matching the most registered by the 49ers in a single season since 1980 (2000). Williams was selected to his 10th Pro Bowl and earned Associated Press First-Team All-Pro honors for the second-consecutive season. The 2022 49ers offense averaged 5.94 yards per play, which ranked fourth in the NFL.

The 2021 49ers offensive line saw three of five members earn Pro Bowl honors in Williams, G Laken Tomlinson and C Alex Mack. Williams was selected to the Associated Press 2021 First-Team All-Pro list for the first time in his career. San Francisco's offense finished the season averaging 127.4 rushing yards, ranking seventh in the NFL.

In 2020, the 49ers offensive line was anchored by All-Pro Williams, who was named to his eighth Pro Bowl, and Tomlinson, who started all 16 games. The 49ers offense averaged 370.1 yards per game (118.1 rushing yards; 252.1 passing yards) and ranked tied for 10th in the NFL with 19 rushing touchdowns.

Prior to returning to San Francisco, Foerster spent two seasons (2016-17) with the Miami Dolphins as the run game coordinator/offensive line coach (2017) and offensive line coach (2016). In 2016, the offensive line was critical to Miami's four-win turnaround from 2015. After starting the season 1-4, the Dolphins won nine of their final 11 games to earn a playoff berth and their first winning season since 2008. During those 11 games, the team's offensive line helped the Dolphins rank third in the NFL with 132.9 rushing yards per game and tied for third with just 13 sacks allowed.

In 2014, Foerster's unit assisted RB Alfred Morris to reach 1,000 yards for the third consecutive season (1,074) and earned a trip to the 2015 Pro Bowl. His offensive line aided one of the NFL's top rushing attacks during the 2012-13 seasons as well.

Washington ran for a league-leading 4,873 yards in that two-season span and was one of only two teams to average at least five yards per carry across those two years (5.01). In 2013, Foerster's unit powered Washington to the fifth-most rushing yards in the league (2,164) and helped the team rush for 2,000 yards in consecutive seasons for the first time since 2005-06. Those seasons led to Pro Bowl honors for Williams, the first two of his career.



In 2012, Foerster led a unit that helped Washington rush for a team-record 2,709 yards, ranking first in the NFL in that category for the first time since 1933. The team's offensive line was a major part of Washington's first NFC East Championship since 1999, blocking for the team's young backfield that featured rookie QB Robert Griffin III and Morris, who also was a rookie. Morris set a new single-season team high in rushing yards with 1,613, while Griffin III led all quarterbacks with 815 rushing yards that season.

Foerster helped groom two rookies as starters in 2011, as undrafted free agent T Willie Smith and seventh-round pick G Maurice Hurt started a combined 11 games for Washington in Weeks 9-16. The offensive line featured 10 different starting combinations that season. During the 2010 season, Foerster's offensive line featured four new starters that helped Washington lead the league in receptions of 50-or-more yards (nine).

Prior to joining Washington, Foerster spent two years (2008-09) working with the offensive line of the 49ers. In 2008, he was originally brought on as co-offensive line coach before being named offensive line coach in Week 8 of the season. In 2009, Foerster's unit helped RB Frank Gore rush for 1,120 yards, his fourth consecutive 1,000-yard season. Gore set a career high with 10 rushing touchdowns that season and was selected to the Pro Bowl. During his time with San Francisco, he also assisted in the development of perennial Pro Bowl T Joe Staley.

From 2005 to 2007, Foerster was the offensive line coach and assistant head coach for the Baltimore Ravens. Under Foerster, 2013 Pro Football Hall of Fame inductee T Jonathan Ogden made the Pro Bowl in all three seasons. In 2007, RB Willis McGahee rushed for 1,207 yards, the second-highest total of his career, and earned a trip to the Pro Bowl. In 2006, the Ravens offense set team records for fewest sacks allowed (17) and most wins in a season (13) with Foerster.

Before joining the Ravens, Foerster was the offensive coordinator for the Miami Dolphins (2004), tight ends coach for the Indianapolis Colts (2002-03) and offensive line coach for the Tampa Bay Buccaneers (1996-2001). While in Tampa Bay, Foerster helped three players make a combined five Pro Bowl appearances – C Tony Mayberry (1997-99), C Jeff Christy (2000) and G Randall McDaniel (2000). As the assistant offensive line/tight ends coach for the Minnesota Vikings (1993-95), Foerster helped tutor 2009 Pro Football Hall of Fame inductee G Randall McDaniel, who earned Pro Bowl appearances in all three seasons.

Foerster also worked in the collegiate ranks, serving as the offensive line coach for the University of Minnesota (1992), assistant offensive line/special teams coach at Stanford University (1988-91) and offensive line coach for Colorado State University (1983-87). He began his coaching career in 1982 as a graduate assistant at Colorado State.

Foerster graduated with a degree in history after a successful playing career with CSU as a center from 1979 to 1982, starting as a walk-on before earning a scholarship as a sophomore.

Foerster and his late wife, Michelle, have three children: Kathleen, Jake and Micah.

FOERSTER’S BACKGROUND

YEARS	COACHING BACKGROUND	HEAD COACH
2022-current	Run Game Coordinator/Offensive Line, San Francisco 49ers	Kyle Shanahan
2021	Offensive Line, San Francisco 49ers	Kyle Shanahan
2020	Assistant Offensive Line, San Francisco 49ers	Kyle Shanahan
2018-19	Consultant, San Francisco 49ers	Kyle Shanahan
2017	Run Game Coordinator/Offensive Line, Miami Dolphins	Adam Gase
2016	Offensive Line, Miami Dolphins	Adam Gase
2015	Offensive Line, San Francisco 49ers	Jim Tomsula
2010-14	Offensive Line, Washington	Jay Gruden/Mike Shanahan
2008-09	Offensive Line, San Francisco 49ers	Mike Singletary/Mike Nolan
2005-07	Offensive Line/Assistant Head Coach, Baltimore Ravens	Brian Billick
2004	Offensive Coordinator, Miami Dolphins	Jim Bates/Dave Wannstedt
2002-03	Tight Ends, Indianapolis Colts	Tony Dungy
1996-2001	Offensive Line, Tampa Bay Buccaneers	Tony Dungy
1993-95	Assistant Offensive Line/Tight Ends, Minnesota Vikings	Dennis Green
1992	Offensive Line, University of Minnesota	Jim Wacker
1988-91	Assistant Offensive Line/Special Teams, Stanford University	Jack Elway/Dennis Green
1983-87	Offensive Line, Colorado State	Leon Fuller
1982	Graduate Assistant, Colorado State	Leon Fuller
1979-82	*Center, Colorado State	Leon Fuller/Chester Caddas/Sark Arslanian

*Player



BRIAN SCHNEIDER

SPECIAL TEAMS COORDINATOR

16TH NFL SEASON * 3RD WITH 49ERS

Brian Schneider is in his third season as the 49ers special teams coordinator. He joined the 49ers after more than 12 years of experience as a special teams coordinator in the NFL.

The 2023 San Francisco 49ers special teams and Schneider saw rookie K Jake Moody connect on 21 of his 25 field goal attempts (84.0%) and 60 of his 61 extra point attempts (98.4%). His 60 made extra points led the NFL. In the 49ers Week 2 victory at the Los Angeles Rams, Moody connected on a 57-yard field goal, marking the longest made field goal by a rookie in franchise history and the second-longest made field goal in franchise history. P Mitch Wishnowsky averaged 42.7 net yards per punt, which ranked 10th in the NFL, and finished the year with the second-highest percentage of punts placed inside the 20-yard line (50.0%).

In his first season leading San Francisco's special teams in 2022, Schneider saw K Robbie Gould connect on 27 of his 32 field goal attempts and 50 of his 51 extra point attempts, marking the 11th season of his career with at least an 80-percent field goal percentage and a 95-percent extra point percentage. Gould hit on a 23-yard field goal in overtime in Week 17 (at Las Vegas) to help the Niners win their first game at Allegiant Stadium. Wishnowsky averaged 39.7 net yards per punt and finished the year with the highest percentage of punts inside the 20-yard line (52.5) in the NFL. Wishnowsky was also named NFC Special Teams Player of the Month (September) for the second time in his career. WR Ray-Ray McCloud III finished the season ranked second in the NFL in punt return yards with 356.

From 2010-20, Schneider worked as the special teams coordinator of the Seattle Seahawks. Over that span, Seattle's special teams units ranked first in the NFL in takeaways (26), second in blocked kicks (24) and fifth in touchdowns scored (14).

In 2019, Schneider's units forced three takeaways and blocked three kicks. P Michael Dickson tied Jeff Feagles and Jon Ryan for the franchise-record for most punts downed inside the 20 in a single season (34). The year prior, K Sebastian Janikowski became the third player since 1970 to kick three game-winning field goals with no time left on the clock in a single season. Rookie P Michael Dickson set the franchise single-season records for punt average (48.2) and net average (42.5) and became the first rookie punter to be named AP First-Team All-Pro since Oakland's Shane Lechler in 2000. He also became the first Seattle punter selected to the Pro Bowl since Rick Tuten in 1994 and the first rookie punter since Los Angeles Rams P Dale Hatcher in 1985 to be selected to a Pro Bowl.

WR/KR Tyler Lockett earned AP Second-Team All-Pro honors in 2017, marking the third All-Pro selection of his career. P Jon Ryan set the club record for consecutive games played at 159 that season and is the franchise leader in every major punting category in his 10 seasons played (2008-17). Lockett was named AP Second-Team All-Pro in 2016 and K Steven Hauschka left Seattle as its all-time leader in field goals made (175) and the third-highest field goal percentage in NFL history (87.2).



In 2015, Schneider coached Lockett to AP First-Team All-Pro honors as a rookie return specialist. Lockett became the second player in NFL history (Hall of Famer Gale Sayers) to return a punt and kickoff for touchdowns and have five receiving touchdowns in the same season. Lockett returned a kickoff 105 yards for a franchise-record and his 1,915 combined yards are the fourth-most in a season in franchise history. Hauschka recorded his fifth-straight season with 100-or-more points scored and was second in the NFL with a made field goal percentage of 93.5, which included a streak of 19-consecutive made field goals (third-longest in franchise history).

In 2014, Hauschka tied the franchise record after connecting on a 58-yard field goal at Carolina. Ryan was named the Special Teams Player of the Month for September after averaging 48.3 yards per punt with a 43.3 net average and downing seven of his 12 punts inside the 20.

During Seattle's Super Bowl XLVIII championship season in 2013, Seattle's special teams was led by its reliable kicking game. Hauschka converted on 33 of 35 field goals for a Seahawks single-season record 94.3 made field goal percentage. His 143 kicker points also were the most in Seattle history. He converted 22-consecutive field goals, the second-longest streak in franchise history. Seattle's punt coverage unit allowed only 25 yards through the first 15 games. In Super Bowl XLVIII, WR Percy Harvin returned and took the second-half opening kickoff 87 yards for a touchdown.

In 2012, Schneider's unit scored on a blocked punt, kickoff return, muffed punt and blocked field goal during the season. The blocked field goal against the 49ers was returned 90 yards, marking the third-longest field goal block return in NFL history. RB Leon Washington led the NFC and ranked second in the NFL with a 29.0 kickoff return average. Ryan set the franchise mark with a 40.8 net punting average and became the third punter in NFL history to average 60-or-more yards per punt in a single game (four punts for 240 yards versus New England). Hauschka also set a franchise record making at least one field goal in 14-consecutive games (2011-12).

Ryan continued his consistent play in 2011, breaking his own club record for highest punting average in a season (46.6) and leading the NFL with a career-high 34 punts downed inside the 20, which tied for the second-most in Seattle history. Hauschka converted on 25 of 30 field goal attempts on the season.

In his first season with the Seahawks in 2010, Schneider helped Washington become an AP Second-Team All-Pro as a kick returner and helped the team rank third in the NFL with an average starting field position of the 30.2 yard line. The Seahawks kick coverage ranked fifth in the NFL with opponents starting field position averaged at their own 24.6 yard line. Washington tied for the league-lead with three kickoff return touchdowns and became the first player in NFL history to return three kickoffs for touchdowns in two different seasons (2007). He became the 10th player in NFL history to return two kickoffs for touchdowns in a single game. Those two returns, 101 and 99 yards, helped him become the third player in NFL history with two touchdowns of 99-plus yards in the same game.

Seattle's kickers won Special Teams Player of the Week awards with K Olindo Mare earning Week 7 honors after connecting on a Seahawks record five field goals against Arizona. Mare also set a Seahawks record with 30-consecutive made field goals. Ryan had 27 punts downed inside the 20 and his 27 to one inside the 20 to touchback ratio led the NFL.

Schneider joined Seattle following one season (2009) as the special teams coordinator at the University of Southern California. The Trojans averaged 13.6 yards per punt return, as their punt coverage units held opponents to just 2.1 yards per return. WR Damian Williams returned 22 punts for 339 yards (15.4 average) and two touchdowns on the season.

From 2007-08, Schneider was the special teams coordinator for the Oakland Raiders. In both seasons, P Shane Lechler led the NFL in punting and was named to the Pro Bowl. In 2006, he coached special teams and tight ends at Iowa State University. Schneider had a brief stint at the Air Force Academy in early 2007 prior to being hired by the Raiders that season.

Schneider joined Iowa State after three seasons (2003-05) at UCLA, working with the linebackers and safeties in addition to the special teams. RB Maurice Jones-Drew led the nation in punt returns in 2005 (15). Schneider began his coaching career as a graduate assistant at his alma mater, Colorado State University, for three years (1994-96), working with the special teams and defense. He was later promoted as a full-time assistant for the following six seasons (1997-2002), as the special teams coordinator and tight ends coach.

A four-year (1990-93) letter-winner at linebacker for Colorado State, Schneider started three seasons and earned First-Team All-Western Athletic Conference honors as a senior in 1993. He earned his bachelor's degree in social science from Colorado State in 1994. Schneider and his wife, Kelli, have a daughter, Jaden, and three sons, Jace, Joby and Joel.

SCHNEIDER'S BACKGROUND

YEARS	COACHING BACKGROUND	HEAD COACH
2022-current	Special Teams Coordinator, San Francisco 49ers	Kyle Shanahan
2010-20	Special Teams Coordinator, Seattle Seahawks	Pete Carroll
2009	Special Teams Coordinator, University of Southern California	Pete Carroll
2007-08	Special Teams Coordinator, Oakland Raiders	Tom Cable/Lane Kiffin
2006	Special Teams/Tight Ends, Iowa State University	Dan McCarney
2003-05	Special Teams/Linebackers/Safeties, UCLA	Karl Dorrell
1997-2002	Special Teams Coordinator/Tight Ends, Colorado State University	Sonny Lubick
1994-96	Graduate Assistant, Colorado State University	Sonny Lubick
1990-93	*Linebacker, Colorado State University	Sonny Lubick/Earle Bruce

* Player



NICK SORENSEN

DEFENSIVE COORDINATOR

22ND NFL SEASON (10 PLAYING/12 COACHING) * 3RD WITH 49ERS

Nick Sorensen is in his first season as the 49ers defensive coordinator. He spent the 2023 season as the team's defensive passing game specialist/nickels coach and his first season with San Francisco as a defensive assistant in 2022. Sorensen joined the 49ers after spending the 2021 season as the special teams coordinator of the Jacksonville Jaguars.

The 2023 San Francisco 49ers defense finished in the top-10 in the NFL in total defense (303.9) and rushing defense (89.7), tied for first in interceptions (22) and tied for the seventh-most sacks (48). San Francisco's defensive line was anchored by DL Nick Bosa (10.5 sacks), DL Javon Hargrave (7.0 sacks) and Walter Payton Man of the Year nominee DL Arik Armstead (5.0 sacks). Associated Press First-Team All-Pro LB Fred Warner led the linebacker unit with a team-high 132 tackles, 11 passes defended, four interceptions, four forced fumbles and 2.5 sacks. LB Dre Greenlaw added 120 tackles, 1.5 sacks and four passes defended. CB Charvarius Ward led the secondary with 72 tackles, a NFL-high 23 passes defended and a team-high five interceptions (one returned for a touchdown). Ward earned Associated Press Second-Team All-Pro honors for the first time in his career.

In 2022, the 49ers defense ranked first overall in the NFL, allowing 300.6 total yards per game and first with 16.3 points allowed per game. San Francisco's defense also ranked tied for first with 20 interceptions and second with 77.7 rushing yards allowed per game. The 49ers saw Warner receive his second Pro Bowl selection and Associated Press First-Team All-Pro nod after registering 130 tackles, 2.0 sacks, one forced fumble, one interception and a career-high 10 passes defended. Greenlaw also set career-highs in starts (15), tackles (127) and passes defense (10).

The Jaguars special teams unit in 2021 saw the kickoff return team average 22.2 yards per return and one return for a touchdown. Jacksonville was one of eight teams to register a kickoff return for a touchdown in 2021. WR Jamal Agnew returned 22 kickoffs for 525 yards (23.9 average), including a return of 102 yards for a touchdown. He was named AFC Special Teams Player of the Month for the month of September.

Prior to his time in Jacksonville, Sorensen spent eight years with the Seattle Seahawks as a special teams assistant (2013-16), secondary coach (2017-19) and secondary coach/nickel specialist (2020). In 2020, CB Shaquill Griffin earned his first career selection to the Pro Bowl after leading the team with 12 passes defended to go along with three interceptions. The 2019 Seahawks finished tied for fifth in the NFL with 16 interceptions on the season. The year prior, S Bradley McDougald and S Earl Thomas each registered three interceptions. In 2017, Seattle held their opponents to an average of 209.2 passing yards per game, ranking second in the NFC and sixth in the NFL.



WR/KR Tyler Lockett was named AP Second-Team All-Pro in 2016 and K Steven Hauschka left Seattle as its all-time leader in field goals made (175) and the third-highest field goal percentage in NFL history (87.2). In 2015, Sorensen helped coach Lockett to AP First-Team All-Pro honors as a rookie return specialist. Lockett became the second player in NFL history (Hall of Famer Gale Sayers) to return a punt and kickoff for touchdowns and have five receiving touchdowns in the same season. Lockett returned a kickoff 105 yards for a franchise-record and his 1,915 combined yards are the fourth-most in a season in franchise history. Hauschka recorded his fifth-straight season with 100-or-more points scored and was second in the NFL with a made field goal percentage of 93.5, which included a streak of 19-consecutive made field goals (third-longest in franchise history).

In 2014, Sorensen saw Hauschka tie the franchise record after connecting on a 58-yard field goal at Carolina. P Jon Ryan was named the Special Teams Player of the Month for September after averaging 48.3 yards per punt with a 43.3 net average and downing seven of his 12 punts inside the 20.

During Seattle's Super Bowl XLVIII championship season in 2013, Seattle's special teams was led by its reliable kicking game. Hauschka converted on 33 of 35 field goals for a Seahawks single-season record 94.3 made field goal percentage. His 143 kicker points also were the most in Seattle history. He converted 22-consecutive field goals, the second-longest streak in franchise history. Seattle's punt coverage unit allowed only 25 yards through the first 15 games. In Super Bowl XLVIII, WR Percy Harvin returned and took the second-half opening kickoff 87 yards for a touchdown.

Sorensen began his coaching career in 2012 as a defensive quality control coach at Youngstown State University after playing safety in the NFL for 10 seasons with the St. Louis Rams (2001-02), Jaguars (2003-06) and Cleveland Browns (2007-10) and registered 133 special teams tackles. He played in Super Bowl XXXVI as a member of the Rams.

A native of Winter Haven, FL, Sorensen attended Virginia Tech for four years (1997-2000), beginning his career at quarterback and later transitioning to safety and linebacker during his junior and senior seasons. He was a part of the Virginia Tech team that went to the National Championship game in 1999. In his final two seasons with the Hokies, he recorded 117 total tackles, 10 tackles for loss and one interception. Sorensen and his wife, Danielle, have two sons, Nash and Stone.

SORENSEN'S BACKGROUND

YEARS	COACHING BACKGROUND	HEAD COACH
2024-current	Defensive Coordinator, San Francisco 49ers	Kyle Shanahan
2023	Defensive Passing Game Specialist/Nickels, San Francisco 49ers	Kyle Shanahan
2022	Defensive Assistant, San Francisco 49ers	Kyle Shanahan
2021	Special Teams Coordinator, Jacksonville Jaguars	Darrell Bevell/Urban Meyer
2020	Secondary/Nickel Specialist, Seattle Seahawks	Pete Carroll
2017-19	Secondary, Seattle Seahawks	Pete Carroll
2016	Assistant Defensive Backs/Assistant Special Teams, Seattle Seahawks	Pete Carroll
2013-15	Assistant Special Teams, Seattle Seahawks	Pete Carroll
2012	Defensive Quality Control, Youngstown State University	Eric Wolford
2007-10	*Safety, Cleveland Browns	Eric Mangini/Romeo Crennel
2003-06	*Safety, Jacksonville Jaguars	Jack Del Rio
2001-02	*Safety, St. Louis Rams	Mike Martz
1997-2000	*Quarterback/Linebacker/Safety, Virginia Tech	Frank Beamer

*Player



BRANDON STALEY

ASSISTANT HEAD COACH/DEFENSE

8TH NFL SEASON × 1ST WITH 49ERS

Brandon Staley is in his first season as the 49ers assistant head coach/defense. He joined the 49ers after spending the previous three seasons (2021-23) as head coach of the Los Angeles Chargers.

During his tenure in Los Angeles, Staley led the Chargers to a 24-24 record (.500) and guided the franchise to its first postseason appearance since the 2018 season. In his final season with the Chargers (2023), Staley helped QB Justin Herbert continue one of the best starts to a career in NFL history as no quarterback has more completions or passing yards over the first four seasons of a career than Herbert. Staley also saw WR Keenan Allen and LB Khalil Mack put together career seasons and earn themselves nods to the 2024 Pro Bowl Games roster. Allen registered a career-high 108 receptions, which set the single-season franchise record, while Mack tallied a career-high 17.0 sacks, tying the single-season franchise record. Under Staley, the Chargers defensive unit registered 48.0 sacks in 2023, which was tied for the seventh-most in the NFL.

In 2022, Staley guided the Chargers to a 10-7 regular season record and the first postseason appearance for the franchise since 2018. Under his guidance, the Chargers offense finished the 2022 season with the third-ranked passing offense (269.6 yards per game) and the ninth-ranked total offense (359.3 yards per game), while the defensive unit finished with the seventh-ranked passing defense (200.4 yards per game). Staley also helped RB Austin Ekeler set single-season career highs in yards from scrimmage (1,637), rushing touchdowns (13), rushing yards (915) and receptions (107). His 18 total touchdowns led the NFL for the second-consecutive season while his 107 catches led all running backs. Staley's defensive unit featured two Pro Bowl selections in S Derwin James Jr. and Mack, who helped the Chargers finish the final five weeks of the regular season with the third-ranked total defense (284.8 yards per game).

In his first season at the helm in 2021, Staley led the Chargers to a 9-8 record, their best mark since the 2018 season. He helped the Chargers offense set single-season franchise records for first downs (401) and passing touchdowns (38) as Herbert threw for a career-high 5,014 yards and 443 completions, the second most in his career. Herbert, along with Allen, OL Corey Linsley and OL Rashawn Slater earned Pro Bowl honors under Staley's guidance. Defensively, Staley's unit finished with the best fourth down defense in the NFL, holding opponents to a 31.8% success rate, and also finished with the third-most forced fumbles (21). DL Joey Bosa registered 10.5 sacks, marking the fourth time that he has registered 10.0-or-more sacks in a season, while James Jr. totaled 118 tackles, two interceptions, 2.0 sacks and three forced fumbles. Bosa and James Jr. were each named to the 2022 Pro Bowl, giving Staley six Pro Bowl selections in his first season as head coach.



Prior to joining the Chargers, Staley spent the 2020 season as the defensive coordinator for the Los Angeles Rams. With Staley at the defensive helm, the Rams defense led the NFL in total defense (281.9 yards per game), passing defense (190.7 yards per game) and scoring defense (18.5 points per game), while finishing with the third-best rushing defense (91.3 yards per game). Led by DL Aaron Donald, who Staley helped earn AP First-Team All-Pro honors, his seventh career Pro Bowl selection and his third NFL Defensive Player of the Year award, the Rams finished the season with 53.0 sacks, the second-most in the NFL. Donald finished the year with 35 tackles, 13.5 sacks and one pass defensed. In addition to Donald, Staley helped CB Jalen Ramsey earn AP First-Team All-Pro honors and his fourth-consecutive Pro Bowl selection after he registered 44 tackles, one interception and nine passes defensed.

Staley went to the Rams after spending three seasons on Vic Fangio's staff with the Denver Broncos (2019) and Chicago Bears (2017-18). He served as the outside linebackers coach at both stops. In 2019, Staley worked closely with LB Von Miller, helping him earn the eighth Pro Bowl selection of his career after he registered 46 tackles, 8.0 sacks and two passes defensed. During his time with Chicago, Staley worked with a defense that held opposing offenses to 80.0 yards per game in 2018, the best mark in the NFL. That defense was led by LB Khalil Mack, who Staley helped earn AP First-Team All-Pro honors and the fourth-consecutive Pro Bowl selection of his career. In his first year with the Bears, Staley helped the Bears hold opposing offenses to 319.1 yards per game, which ranked 10th in the NFL.

Before becoming an NFL coach, Staley spent 11 seasons coaching at the collegiate level. He spent three seasons (2013, '15-16) as the defensive coordinator/secondary coach at John Carroll University and the 2014 season as the defensive coordinator/linebackers coach at James Madison University. In 2016, Staley earned National Coordinator of the Year honors for Division III after he led the John Carroll defensive unit to rank third in total defense (218.0 yards per game) and fourth in scoring defense (12.6 points per game).

Staley began his coaching career as a graduate assistant at Northern Illinois University (2006-08) before joining the University of St. Thomas in 2009 where he coached the defensive line and special teams. His first coordinator job came at Hutchinson (Kan.) Community College where he spent two seasons (2010-11). He also served one season (2012) as a graduate assistant at the University of Tennessee.

A native of Perry, OH, Staley played collegiately as a quarterback at the University of Dayton for four seasons (2001-04) before finishing his career at Division II Mercyhurst College in 2005. He and his wife, Amy, have three sons, Colin, Will and Grant.

STALEY'S BACKGROUND

YEARS	COACHING BACKGROUND	HEAD COACH
2024-current	Assistant Head Coach/Defense, San Francisco 49ers	Kyle Shanahan
2021-23	Head Coach, Los Angeles Chargers	Brandon Staley
2020	Defensive Coordinator, Los Angeles Rams	Sean McVay
2019	Outside Linebackers, Denver Broncos	Vic Fangio
2017-18	Outside Linebackers, Chicago Bears	John Fox/Matt Nagy
2015-16	Defensive Coordinator/Secondary, John Carroll University	Tom Arth
2014	Defensive Coordinator/Linebackers, James Madison University	Everett Withers
2013	Defensive Coordinator/Secondary, John Carroll University	Tom Arth
2012	Graduate Assistant, University of Tennessee	Butch Jones
2010-11	Associate Head Coach/Defensive Coordinator, Hutchinson (Kan.) Community College	Rion Rhoades
2009	Defensive Line/Special Teams, University of St. Thomas	Glenn Caruso
2006-08	Graduate Assistant, Northern Illinois University	Joe Novak/Jerry Kill
2005	*Quarterback, Mercyhurst College	Marty Schaeztle
2001-04	*Quarterback, University of Dayton	Mike Kelly

*Player



CAMERON BROWN

DEFENSIVE QUALITY CONTROL

2ND NFL SEASON * 2ND WITH 49ERS

Cameron Brown is in his second season as a 49ers defensive quality control coach. He joined the 49ers after two years (2021-22) at Division III Case Western Reserve University where he worked as an assistant defensive line coach (2021) and outside linebackers coach (2022).

The 2023 San Francisco 49ers defense finished in the top-10 in the NFL in total defense (303.9) and rushing defense (89.7), tied for first in interceptions (22) and tied for the seventh-most sacks (48). San Francisco's defensive line was anchored by DL Nick Bosa (10.5 sacks), DL Javon Hargrave (7.0 sacks) and Walter Payton Man of the Year nominee DL Arik Armstead (5.0 sacks), with Bosa and Hargrave each selected to the Pro Bowl Games

In 2022, Brown helped lead Case Western's defense to top-five finishes in total defense (288.1 yards allowed per game) and scoring defense (18.5 points per game) in the Presidents' Athletic Conference (PAC). Both of these marks were improvements from the 2021 season that saw the Spartans allow 373.9 yards per game and 26.1 points per game. Brown began his coaching career at Case Western after spending one season (2020) playing defensive end for the Cineplexx Blue Devils in the Austrian Football League.

A native of Westlake, OH, Brown spent three seasons (2016-19) at Case Western, where he appeared in 43 games and registered 187 tackles, 34.5 sacks, 60 TFLs, one INT, 10 passes defended, 12 FFs and five FRs. Brown holds the program records in career sacks (34.5) and single-season sacks (15.0) at Case Western. In 2018, Brown was named the PAC Defensive Player of the Year after posting 49 tackles, 15.0 sacks, 18.5 TFLs, six FFs, and one FR. He earned his bachelor's degree in business management from Case Western in 2020.



BROWN'S BACKGROUND

YEARS	COACHING BACKGROUND	HEAD COACH
2023-current	Defenisve Quality Control, San Francisco 49ers	Kyle Shanahan
2022	Outside Linebackers, Case Western Reserve University	Greg Debeljiak
2021	Defensive Line Assistant, Case Western Reserve University	Greg Debeljiak
2020	*Defensive End, Cineplexx Blue Devils	Tyler Harlow
2016-19	*Defensive End, Case Western Reserve University	Greg Debeljiak

* Player



DANIEL BULLOCKS

DEFENSIVE PASSING GAME SPECIALIST/NICKELS

14TH NFL SEASON (5 PLAYING/9 COACHING) * 8TH WITH 49ERS

Daniel Bullocks is in his eighth season with the 49ers and first as the team's defensive passing game specialist/nickels coach. He spent the 2023 season as San Francisco's defensive backs coach following four seasons as safeties coach (2019-22) and two years (2017-18) as assistant defensive backs coach.

The 2023 San Francisco 49ers finished the season tied for first in interceptions (22). CB Charvarius Ward led the secondary with 72 tackles, a NFL-high 23 passes defended and a team-high five interceptions (one returned for a touchdown). Ward earned Associated Press Second-Team All-Pro honors for the first time in his career.

In 2022, Bullocks and the 49ers defense ranked tied for first in interceptions (20) and added an additional three during the postseason. Second-year S Talanoa Hufanga saw a breakout season, starting all 17 games, grabbing his first four career interceptions and setting career highs in tackles (97), sacks (2.0), forced fumbles (two) and passes defended (nine), earning Associated Press First-Team All-Pro and Pro Bowl honors. S Tashaun Gipson Sr. made 17 starts and grabbed five interceptions, his most since 2014, to go along with 61 tackles and eight passes defended.

Bullocks and the 49ers defense ranked sixth in the NFL in 2021, allowing 206.5 passing yards per game. This came a year after helping the Niners rank fifth in the NFL in total defense (314.4 yards per game allowed) and fourth in passing defense (207.9 passing yards per game allowed) in 2020. Along with leading the NFL in passing defense in 2019 (169.2 passing yards allowed per game), it marked the first time the 49ers defense ranked in the top five in the NFL in passing defense in consecutive seasons since 1976 (fourth - 126.9) and 1977 (fourth - 113.4). DB Jimmie Ward started a career-high 14 games and registered a career-high 71 tackles, two forced fumbles and four passes defended. DB Tarvarius Moore played in all 16 games (career-high eight starts) and tallied a career-high 49 tackles and one forced fumble, one fumble recovery and one pass defended.

In 2019, Bullocks helped the 49ers defense rank first in the NFL in passing yards allowed per game (169.2), the fewest passing yards allowed per game in the NFL since 2009 (NYJ - 153.7). It also marked the first time San Francisco led the NFL in passing yards allowed per game since 1987 (165.6). The 49ers defense also ranked second in the NFL in total yards per game allowed (281.8) and seventh in both opponent completion percentage (61.3) and opponent quarterback rating (83.0). Ward started all 13 games in which he appeared and registered 60 tackles, 1.0 sack and eight passes defended. S Jaquiski Tartt started a career-high 12 games and tallied 44 tackles, 0.5 sack, two passes defended, one forced fumble and a career-high two fumble recoveries.



In 2018, working alongside defensive backs coach Jeff Hafley, the 49ers secondary improved from 22nd in the NFL in passing yards allowed per game in 2017 to 11th in the league in 2018 (233.3). The 49ers also ranked 10th in the NFL in opponent completion percentage (63.5), improving from 20th in the NFL the year prior. In his first season with San Francisco, CB Richard Sherman helped lead the 49ers secondary as he registered 37 tackles, 1.0 sack and four passes defended while CB K'Waun Williams led the secondary with 45 tackles.

In 2017, the 49ers secondary continued to improve throughout the season. Rookie CB Ahkello Witherspoon started the final nine games and finished the season with 32 tackles and he tied for the team-lead in both interceptions (two) and passes defended (seven). Rookie DB Adrian Colbert started each of the last six games he played and finished with 32 tackles, two forced fumbles, one fumble recovery and five passes defended. In his first season with San Francisco, Williams set a career high with 54 tackles while adding his first career interception, two forced fumbles, one fumble recovery and five passes defended.

In 2016, Bullocks served as the assistant defensive backs coach with the Jacksonville Jaguars where he worked with defensive backs coach DeWayne Walker and helped the Jaguars pass defense rank third in fewest yards allowed per pass attempt (6.58) and fifth in fewest passing yards per game allowed (215.3). CB Jalen Ramsey, selected fifth overall in the 2016 NFL Draft, started all 16 games for Jacksonville while leading the team and all rookies with 14 passes defended en route to being named to the PFWA All-Rookie team.

Prior to Jacksonville, Bullocks spent one season (2015) as assistant coach/cornerbacks at Eastern Michigan University. Bullocks helped EMU improve from 11th in pass defense in 2014 (274.8 pass yards allowed per game) to second in pass defense (202.8 pass yards allowed per game) in 2015 among Mid-American Conference teams.

Prior to Eastern Michigan, Bullocks spent three seasons (2012-14) at the University of Northern Iowa where he served as assistant coach/secondary. In three seasons at UNI, Bullocks helped the Panthers reach new heights, spending a combined 23 weeks ranked in the Football Championship Subdivision (FCS) polls.

During the 2014 campaign, Bullocks' secondary totaled 17 interceptions and three players from his defensive backfield were recognized by the Missouri Valley Football Conference (MVFC) for all-conference accolades. UNI ranked second in scoring defense (19.9 points per game allowed), second in total defense (313.6 yards per game allowed) and fifth in passing defense (206.6 pass yards allowed per game) among all MVFC teams.

In 2013, Northern Iowa ranked second in scoring defense (18.8 points per game allowed), third in total defense (334.5 yards per game allowed) and fifth in passing defense (202.9 pass yards al-

lowed per game) among all MVFC teams. Under Bullocks' guidance, CB Ray Mitchell ranked second in the conference with four interceptions.

Originally a second-round pick (40th overall) by the Detroit Lions in the 2006 NFL Draft, Bullocks appeared in 31 games (22 starts) and totaled 115 tackles, four passes defensed, three fumble recoveries, one forced fumble and 1.0 sack during his four-year (2006-09) NFL career with Detroit. In 2008, he was the team's Ed Block Courage Award winner and was the recipient of the Chuck Hughes Most Improved Player Award.


Bullocks played collegiately at the University of Nebraska (2001-05), where he appeared in 48 games at safety. In 2005, he earned Second-Team All-Big 12 honors and was named to the Big 12 Fall Commissioner's Academic Roll in 2005. He earned his degree in sociology in 2005.

A native of Chattanooga, TN, Bullocks is the founder of the Bullocks Foundation, which mentors and establishes scholarships for student-athletes to further education in his hometown. Bullocks and his wife, Vanessa, have four children: Bella, Thalia, Starlet and Liv.

BULLOCKS' BACKGROUND

YEARS	COACHING BACKGROUND	HEAD COACH
2024-current	Defensive Passing Game Specialist/Nickels, San Francisco 49ers	Kyle Shanahan
2023	Defensive Backs, San Francisco 49ers	Kyle Shanahan
2019-22	Safeties, San Francisco 49ers	Kyle Shanahan
2017-18	Assistant Defensive Backs, San Francisco 49ers	Kyle Shanahan
2016	Assistant Defensive Backs, Jacksonville Jaguars	Doug Marrone/Gus Bradley
2015	Assistant Coach/Cornerbacks, Eastern Michigan University	Chris Creighton
2013-14	Assistant Coach/Secondary, University of Northern Iowa	Mark Farley
2006-10	*Safety, Detroit Lions	Jim Schwartz/Rod Marinelli
2001-05	*Safety, University of Nebraska	Bill Callahan/Frank Solich

* Player



CAMERON CLEMMONS

ASSISTANT OFFENSIVE LINE

5TH NFL SEASON × 1ST WITH 49ERS

Cameron Clemmons is in his first season as a 49ers assistant of- fensive line coach. He joined the 49ers after spending the previ- ous four seasons (2020-23) with the Las Vegas Raiders where he served as the assistant offensive line coach (2021-23) after initially working as an offensive quality control coach (2020).

In 2023, Clemmons supported an offensive line that averaged the fewest penalties per game (4.41) and committed the third-fewest holding penalties (11) in the NFL. In 2022, Clemmons worked with a unit that helped the Raiders offense rush for 2,059 yards, the most by the team since the 2007 season. That offensive line also paved the way for RB Josh Jacobs to claim the NFL's rushing title with 1,653 rush yards. In 2021, Clemmons helped the Raiders offensive line produce the sixth-ranked passing offense in the NFL (268.6 yards per game) with a 4,000-yard passer in QB Derek Carr (4,804 passing yards) and a 1,000-yard receiver in WR Hunter Renfrow (1,038 receiving yards).

In his first year as an NFL coach in 2020, Clemmons worked with the Raiders tight ends group as an offensive quality control coach. He worked closely with TE Darren Waller, who was named to the 2021 Pro Bowl after registering career highs in receptions (107), re- ceiving yards (1,196) and touchdowns (nine).

Clemmons began his coaching career at the collegiate level, serv- ing four seasons (2016-19) as a graduate assistant/offensive quali- ty control analyst at the University of Tennessee and one season (2015) as an offensive intern at Eastern Kentucky University. In 2019, Clemmons guided OL Trey Smith, who was drafted by the Kansas City Chiefs in 2021, to earning First-Team All-SEC honors and was part of a staff that led Tennessee to its first bowl game ap- pearance since 2016. As a graduate assistant at Tennessee, Clem- mons worked primarily with the running backs, helping RB Alvin Kamara register 1,188 yards from scrimmage in his final collegiate season. Kamara was drafted by the New Orleans Saints in the third round of the 2017 NFL Draft.

Clemmons also participated in the Bill Walsh Minority Fellowship with the New England Patriots in 2017 while he was a graduate assistant. He worked with the club throughout the offseason pro- gram, mini-camp and training camp to gain experience coaching at the professional level.




A native of Mt. Juliet, TN, Clemmons spent five years (2010-14) at Western Kentucky University, where he appeared in 46 games playing along the offensive line throughout his collegiate career and earned Second-Team All-Conference USA honors his senior season, while also starting on the offensive line of the East-West Shrine All-Star Game. Clemmons signed as an undrafted free agent with the San Diego Chargers in 2015 before playing one season in the Canadian Football League with the Ottawa Redblacks. He earned his bachelor's degree in biochemistry at Western Kentucky before earning a master's degree in agricultural leadership, educa- tion and communications from Tennessee in 2018.

CLEMMONS' BACKGROUND

YEARS	COACHING BACKGROUND	HEAD COACH
2024-current	Assistant Offensive Line, San Francisco 49ers	Kyle Shanahan
2021-23	Assistant Offensive Line, Las Vegas Raiders	Jon Gruden/Rich Bisaccia/Josh McDaniels/Antonio Pierce
2020	Offensive Quality Control, Las Vegas Raiders	Jon Gruden
2019	Offensive Quality Control Analyst, University of Tennessee	Jeremy Pruitt
2017	Bill Walsh Minority Fellow	Bill Belichick
2016-18	Graduate Assistant, University of Tennessee	Butch Jones/Brady Hoke/Jeremy Pruitt
2015	Offensive Intern, Eastern Kentucky University	Dean Hood
2015	*Offensive Line, Ottawa Redblacks	Rick Campbell
2010-14	*Offensive Line, Western Kentucky University	Jeff Brohm/Willie Taggart/Bobby Petrino

*Player



BRIAN FLEURY

TIGHT ENDS

12TH NFL SEASON * 6TH WITH 49ERS

Brian Fleury is in his sixth season with the 49ers and third as the team's tight ends coach. He spent the 2020-21 seasons as an offensive quality control coach and the 2019 season as a defensive quality control coach with the team. He joined San Francisco after spending the previous three years with the Miami Dolphins as the team's football research analyst (2016) and director of football research (2017-18).

The 2023 San Francisco 49ers finished with top-five marks in total offense (398.4), scoring offense (28.9), rushing yards per game (140.5) and passing yards per game (257.9). The 49ers offense registered 491 total points and 6,773 total yards in 2023, both of which were the second-highest single-season marks in franchise history. Fleury once again coached TE George Kittle, who registered his third season with 1,000-or-more receiving yards (1,020) to go along with six receiving touchdowns. He was named Associated Press First-Team All-Pro and selected to the Pro Bowl Games.

In 2022, Fleury worked directly with Kittle, who caught a career-high 11 touchdowns, ranked second on the team with 60 receptions and 765 yards over 15 games and earned Associated Press Second-Team All-Pro honors and a trip to the Pro Bowl. His 11 touchdown receptions were the third-most in a single season by a TE in franchise history.

Kittle finished the 2021 season ranked second on the team with 71 receptions for 910 yards and six touchdowns while earning a trip to the Pro Bowl. In 2020, Kittle added 48 receptions for 634 yards and two touchdowns, while TE Jordan Reed tallied 26 receptions for 231 yards and four touchdowns and TE Ross Dwelley played in all 16 games (nine starts) and set single-season career highs in receptions (19) and receiving yards (245).

In his roles with the Dolphins, Fleury worked closely with defensive coordinator Matt Burke to help prepare for upcoming opponents and follow NFL trends. He assisted the team's defensive backs in 2018 after assisting the defensive line in 2017 and linebackers in 2016.

Fleury joined Miami from the Cleveland Browns, where he was the team's outside linebackers coach in 2015 and assistant linebackers coach in 2014. In 2015, OLBs Armonty Bryant (5.5) and Christian Kirksey (3.5) set career highs in sacks. In his first season with the Browns, Fleury helped coach Paul Kruger to the most productive season of his career, as he set career highs in tackles (53), sacks (11.0) and forced fumbles (four). Kruger's 11.0 sacks tied for the fifth-most in team history at the time and were the most by a member of the Browns since 2006. In addition, the Browns finished second in the NFL with 21 interceptions, while also finishing tied for fourth in takeaways (29).



Prior to his time in Cleveland, Fleury spent the 2013 season as a quality control coach for the Buffalo Bills, working with the linebackers. He helped develop rookie LB Kiko Alonso, who registered 159 tackles, four interceptions, 2.0 sacks, four passes defended, two fumble recoveries and one forced fumble and was named PFWA NFL Defensive Rookie of the Year. The Bills set a franchise record with 57 sacks, the second-most in the NFL in 2013. Buffalo's defense also finished 10th in the NFL in total defense (333.4 yards per game).

Before Buffalo, Fleury spent four seasons (2009-12) at Towson University where he served as the special teams coordinator/defensive backs coach. He helped the team achieve top-10 national rankings in kickoff return yardage (24.28 yards per return) in 2011 and punt return defense (3.46 yards per return) in 2010. Towson won the Colonial Athletic Association (CAA) in 2011 and earned a share of the conference title in 2012.


Fleury was an assistant at Sacred Heart University for four seasons, spending one year (2005) as secondary coach and the following three (2006-08) as defensive coordinator. In 2008, the Pioneers posted an 8-3 record, which ranked as the third-highest win total in the history of the school. Fleury began his coaching career as an intern and graduate assistant at the University of Maryland from 2003-04. In 2003, the Terrapins went 10-3, earned a victory in the Gator Bowl and finished 17th in the nation in the final poll.

Fleury began his collegiate career at Maryland before transferring to Towson, where he played quarterback for four years (1999-2002) and earned a degree in sport management from the school in 2002. He and his wife, Natasha, have one daughter, Nadia.

FLEURY'S BACKGROUND

YEARS	COACHING BACKGROUND	HEAD COACH
2022-current	Tight Ends, San Francisco 49ers	Kyle Shanahan
2020-21	Offensive Quality Control, San Francisco 49ers	Kyle Shanahan
2019	Defensive Quality Control, San Francisco 49ers	Kyle Shanahan
2017-18	Director of Football Research, Miami Dolphins	Adam Gase
2016	Football Research Analyst, Miami Dolphins	Adam Gase
2015	Outside Linebackers, Cleveland Browns	Mike Pettine
2014	Assistant Linebackers, Cleveland Browns	Mike Pettine
2013	Defensive Quality Control, Buffalo Bills	Doug Marrone
2009-12	Special Teams Coordinator/Secondary, Towson University	Rob Ambrose
2006-08	Defensive Coordinator, Sacred Heart University	Paul Gorham
2005	Secondary, Sacred Heart University	Paul Gorham
2004	Graduate Assistant, University of Maryland	Ralph Friedgen
2003	Offensive Intern, University of Maryland	Ralph Friedgen
1999-2002	*Quarterback, Towson University	Gordy Combs

*Player



JOE GRAVES

ASSISTANT OFFENSIVE LINE

3RD NFL SEASON * 3RD WITH 49ERS

Joe Graves is in his third season as a 49ers assistant offensive line coach. He joined the 49ers after spending the 2021 season as the special teams coordinator/tight ends coach at Georgia Southern University.

The 2023 San Francisco 49ers finished with top-five marks in total offense (398.4), scoring offense (28.9), rushing yards per game (140.5) and passing yards per game (257.9). The 49ers offense registered 491 total points and 6,773 total yards in 2023, both of which were the second-highest single-season marks in franchise history. Graves once again coached T Trent Williams, who was named Associated Press First-Team All-Pro for the third-consecutive season and selected to the Pro Bowl Games.

In 2022, the 49ers offensive line went five games without allowing a sack, matching the most registered by the 49ers in a single season since 1980 (2000). T Trent Williams was selected to his 10th Pro Bowl and earned Associated Press First-Team All-Pro honors for the second-consecutive season. The 2022 49ers offense averaged 5.94 yards per play, which ranked fourth in the NFL.

The 2021 Georgia Southern Eagles saw CB NaJee Thompson earn First-Team All-American honors as a special teams player by Pro Football Network, after leading the team with 154 plays on special teams. P Anthony Beck II finished the season ranked second in the Sun Belt in punting average (44.3), as he earned Second-Team All-Sun Belt honors. He also added 17 punts downed inside the 20, which were tied for the most among Sun Belt punters. TE Beau Johnson led Georgia Southern with three touchdown receptions.

Graves joined Georgia Southern after spending three seasons (2018-20) at the University of Louisiana-Monroe, serving as the team's running backs coach (2019-20) and as a graduate assistant (2018) working with the offensive line. Graves worked with RB Josh Johnson, who earned Second-Team All-Sun Belt honors in 2019, where he ranked second in the conference and 13th in NCAA FBS in rushing averaging 108.2 yards per game. He finished 10th in the FBS at 6.46 yards per carry and tied for 18th with 1,298 rushing yards. Johnson's 1,298 rushing yards were the fourth-highest single-season total in ULM history, as he also led the Warhawks in all-purpose yards (1,420) and added 11 rushing touchdowns.



Prior to his time at Louisiana-Monroe, Graves began coaching as the running backs coach at his alma mater of Southeastern Louisiana University (2016-17). In 2017, SLU led the Southland Conference and ranked third in FBS in rushing, averaging 283.1 yards per game. The Lions finished second in the conference in rushing touchdowns (27), with RBs Marcus Cooper, Eugene Bethea and Darren Johnson combining to rush for 1,813 yards and 12 touchdowns. In 2016, RB Julius Maracalin earned Second-Team All-SLC honors after averaging 67.9 yards per game. Maracalin, who led the Lions with 747 rushing yards and eight rushing touchdowns.

A native of Covington, LA, Graves spent four years (2012-15) at Southeastern Louisiana, where he was an offensive lineman for the school, appeared in 44 games and earned All-Southland honors in each of his final three seasons. He received a bachelor's degree in history from Southeastern Louisiana in May of 2016. Graves and his wife, Melanie, have one daughter, Charlotte.

GRAVES' BACKGROUND

YEARS	COACHING BACKGROUND	HEAD COACH
2022-current	Assistant Offensive Line, San Francisco 49ers	Kyle Shanahan
2021	Special Teams Coordinator/Tight Ends, Georgia Southern University	Kevin Whitley/Chad Lunsford
2019-20	Running Backs, University of Louisiana-Monroe	Matt Viator
2018	Graduate Assistant, University of Louisiana-Monroe	Matt Viator
2016-17	Running Backs, Southeastern Louisiana University	Ron Roberts
2012-15	*Offensive Lineman, Southeastern Louisiana University	Ron Roberts

* Player



BRIAN GRIESE

QUARTERBACKS

14TH NFL SEASON (11 PLAYING/3 COACHING) × 3RD WITH 49ERS

Brian Griese is in his third season as the 49ers quarterbacks coach. He joined the 49ers after spending the previous two years (2020-21) as an analyst on ESPN's *Monday Night Football*.

The 2023 San Francisco 49ers saw QB Brock Purdy lead the NFL in passer rating (113.0) and yards per attempt (9.6), while setting the franchise record for passing yards (4,280) and throwing 31 touchdowns. In his first year as a starter, Purdy became the first 49ers QB to throw 30-or-more touchdowns in a single season in 22 years and the first 49ers QB selected to a Pro Bowl since QB Jeff Garcia in 2002, leading the team to a spot in Super Bowl LVIII.

In his first year as the team's quarterbacks coach in 2022, San Francisco saw three starting quarterbacks during the season, with rookie QB Brock Purdy becoming the team's starter in Week 13. The 49ers offense remained explosive, as the team ranked fifth in the NFL in yards per game (365.6) and averaged 5.9 yards per play, the fourth-highest mark in the league. Purdy went 7-1 as a starter, including the playoffs, and became the first quarterback in franchise history to win their first five starts and the third rookie quarterback in NFL history to win at least their first five starts.

Griese played quarterback at the University of Michigan (1993-97), where he helped lead the Wolverines to an undefeated record and a share of the national championship as a senior in 1997. He was then drafted by the Denver Broncos in the third round (91st overall) of the 1998 NFL Draft.

Throughout his 11-year NFL playing career with Denver (1998-2002), the Miami Dolphins (2003), Tampa Bay Buccaneers (2004-05 & 2008) and Chicago Bears (2006-07), he appeared in 93 games (83 starts) and completed 1,752 of 2,796 career passing attempts for 19,440 yards and 119 touchdowns. He was part of a Denver team that won Super Bowl XXXIII under head coach Mike Shanahan. Griese made the 2001 Pro Bowl after completing 216 of 336 passing attempts for 2,688 yards and 19 touchdowns. He led the NFL that season with an average passer rating of 102.9. He was also one of three Denver finalists to represent the Broncos as their nominee for the Walter Payton NFL Man of the Year Award in 2001.



Griese entered the MNF booth following 11 seasons as a leading voice on college football, where he called games on ABC and ESPN from 2009-19. He also called ESPN's MNF doubleheader game in 2018 and 2019 in addition to calling Denver Broncos preseason games on both television (2018-19) and radio (2010-12). He and his father, Bob Griese, are the only father/son quarterback combination in NFL history to both win Super Bowl titles. Pro Football Hall of Fame class of 1990 QB Bob Griese, won back-to-back titles with Miami in Super Bowls VII and VIII and later served as a top college football analyst for ABC Sports from 1987-2005.

A native of Miami, FL, Griese is the founder and board chair of Judi's House, a children's grief support center in Denver, CO, which was named in honor of his mother Judi, who died of breast cancer when he was 12. Since 2002, Judi's House has helped more than 11,000 youth and caregivers who are grieving a death find connection and healing. He received the Big Ten's Ford-Kinnick Leadership Award (2015) and the conference's Dungy-Thompson Humanitarian Award (2014), becoming the first to be honored with the Big Ten's annual alumni awards. Additionally, the Robert Wood Johnson Foundation presented Griese with the 2011 Patterson Award for Excellence in Sports Philanthropy, an award that celebrates and promotes the selfless service of people in sports. Griese and his wife, Brook, have one daughter, Lia, and one son, Nathan.

GRIESE'S BACKGROUND

YEARS	COACHING BACKGROUND	HEAD COACH
2022-current	Quarterbacks, San Francisco 49ers	Kyle Shanahan
2008	*Quarterback, Tampa Bay Buccaneers	Jon Gruden
2006-07	*Quarterback, Chicago Bears	Lovie Smith
2004-05	*Quarterback, Tampa Bay Buccaneers	Jon Gruden
2003	*Quarterback, Miami Dolphins	Dave Wannstedt
1998-2002	*Quarterback, Denver Broncos	Mike Shanahan
1993-97	*Quarterback, University of Michigan	Lloyd Carr/Gary Moeller

*Player



LEONARD HANKERSON

WIDE RECEIVERS

9TH NFL SEASON (5 PLAYING/4 COACHING) * 4TH WITH 49ERS

Leonard Hankerson is in his third season as the 49ers wide receivers coach. He spent the 2021 season as an offensive quality control coach with the team. Hankerson joined the 49ers after spending two seasons (2019-20) as the outside wide receivers coach at Stephen F. Austin State University.

The 2023 San Francisco 49ers finished with top-five marks in total offense (398.4), scoring offense (28.9), rushing yards per game (140.5) and passing yards per game (257.9). The 49ers offense registered 491 total points and 6,773 total yards in 2023, both of which were the second-highest single-season marks in franchise history. Hankerson once again coached WR Brandon Aiyuk, who was named Associated Press Second-Team All-Pro for the first time in his career after finishing with 75 receptions for 1,342 yards and seven receiving touchdowns. WR Deebo Samuel added 13 total touchdowns and reached 1,000 yards from scrimmage on the season with 892 receiving and 225 rushing yards.

In 2022, Hankerson worked with Aiyuk who registered then career-highs in receptions (78), receiving yards (1,015) and touchdown receptions (eight) over 17 starts. It marked Aiyuk's third-consecutive season with 55-or-more receptions, 740-or-more yards and five-or-more touchdown receptions. Samuel also added 56 receptions for 632 yards and two touchdowns over 13 games.

In 2021 working with the wide receivers, Hankerson saw Samuel earn Associated Press First-Team All-Pro honors and the first Pro Bowl selection of his career. In 16 games (15 starts), Samuel registered 77 receptions for 1,405 receiving yards (18.2 average) and five receiving touchdowns to go along with career-highs in carries (59), rushing yards (365) and rushing touchdowns (eight). His eight rushing touchdowns were the most by any player whose primary position is wide receiver since the merger. Aiyuk also added 56 catches for 826 yards and five touchdowns.

In 2020 at Stephen F. Austin, Hankerson worked with a Lumberjack offense that averaged 25.9 points per game. WR Xavier Gipson led the team in receptions (52), receiving yards (841) and receiving touchdowns (nine), while WR Remi Simmons added 22 catches for 413 yards (18.8 average) and four touchdowns. In his first season at SFA, Hankerson coached Gipson, who started all 12 games as a freshman and finished the season with 52 receptions for 934 yards and seven touchdowns, as he earned Second-Team All-Southland honors.

Prior to his time at Stephen F. Austin, Hankerson spent two years at the University of Massachusetts as the school's wide receivers coach (2018) and as an offensive graduate assistant (2017). In 2018, Hankerson coached WR Andy Isabella, who was named a Biletnikoff Award Finalist and First-Team All-American after leading the FBS with a single-season school-record 1,698 receiving yards. Isabella also ranked second in the country with 102 receptions and tied for fifth with 13 touchdown receptions. As a graduate assistant in 2017, Hankerson saw Isabella register 65 receptions for 1,020 yards and 10 touchdowns. He began his coaching career at Palmer Trinity School (Miami, FL) in 2016, working with the school's wide receivers and tight ends.




Hankerson was drafted by the Washington Football Team in the third round (79th overall) of the 2011 NFL Draft. Throughout his five-year NFL career with Washington (2011-14), Atlanta Falcons (2015), Buffalo Bills (2015) and New England Patriots (2015), he appeared in 41 games (14 starts) and registered 107 receptions for 1,408 yards and nine touchdowns. He also saw action in one postseason contest where he registered two receptions for 27 yards.

A native of Fort Lauderdale, FL, Hankerson spent four years (2007-10) at the University of Miami, where he appeared in 41 games (30 starts) and registered 134 receptions for 2,160 yards and 22 touchdowns. He is married to his wife, Kayla, and has five children: daughters Kienarria, Zara and Zoe, and sons Leonard III and Lenaris.

HANKERSON'S BACKGROUND

YEARS	COACHING BACKGROUND	HEAD COACH
2022-current	Wide Receivers, San Francisco 49ers	Kyle Shanahan
2021	Offensive Quality Control, San Francisco 49ers	Kyle Shanahan
2019-20	Outside Wide Receivers, Stephen F. Austin State University	Colby Carthel
2018	Wide Receivers, University of Massachusetts	Mark Whipple
2017	Graduate Assistant, University of Massachusetts	Mark Whipple
2016	Wide Receivers/Tight Ends, Palmer Trinity School (Miami, FL)	Mark Reese
2015	*Wide Receiver, New England Patriots	Bill Belichick
2015	*Wide Receiver, Buffalo Bills	Rex Ryan
2015	*Wide Receiver, Atlanta Falcons	Dan Quinn
2011-14	*Wide Receiver, Washington Football Team	Jay Gruden/Mike Shanahan
2007-10	*Wide Receiver, University of Miami	Jeff Stoutland/Randy Shannon

* Player



MATTHEW HARPER

ASSISTANT SPECIAL TEAMS

12TH NFL SEASON * 4TH WITH 49ERS

Matthew Harper is in his fourth season as the 49ers assistant special teams coach. He joined the 49ers after spending the previous eight seasons (2013-20) on the Philadelphia Eagles coaching staff.

The 2023 San Francisco 49ers special teams and Harper saw rookie K Jake Moody connect on 21 of his 25 field goal attempts (84.0%) and 60 of his 61 extra point attempts (98.4%). His 60 made extra points led the NFL. In the 49ers Week 2 victory at the Los Angeles Rams, Moody connected on a 57-yard field goal, marking the longest made field goal by a rookie in franchise history and the second-longest made field goal in franchise history. P Mitch Wishnowsky averaged 42.7 net yards per punt, which ranked 10th in the NFL, and finished the year with the second-highest percentage of punts placed inside the 20-yard line (50.0%).

In 2022, San Francisco's special teams saw K Robbie Gould connect on 27 of his 32 field goal attempts and 50 of his 51 extra point attempts, marking the 11th season of his career with at least an 80-percent field goal percentage and a 95-percent extra point percentage. Gould hit on a 23-yard field goal in overtime in Week 17 (at Las Vegas) to help the Niners win their first game at Allegiant Stadium. Wishnowsky averaged 39.7 net yards per punt and finished the year with the highest percentage of punts inside the 20-yard line (52.5) in the NFL. Wishnowsky was also named NFC Special Teams Player of the Month (September) for the second time in his career. WR Ray-Ray McCloud III finished the season ranked second in the NFL in punt return yards with 356.

The 2021 San Francisco special teams were highlighted by Gould, who connected on 20 of 23 field goal attempts (87.0%) and 39 of his 40 extra point attempts (97.5%). Gould was named NFC Special Teams Player of the Week after making his two field goal attempts (42 & 24 yards), including the eventual game-winner in overtime against the Los Angeles Rams in Week 18. He also replaced Wishnowsky, who left due to injury, and punted for the first time since 2007, punting twice for an average of 45.0 yards and one punt downed inside the 20.

San Francisco also had a memorable performance on special teams in the 49ers NFC Divisional Round victory over the Green Bay Packers. DB Jimmie Ward blocked a Packers K Mason Crosby 39-yard field goal attempt and DL Jordan Willis blocked a Packers P Corey Bojorquez punt. S Talanoa Hufanga recovered the punt blocked by Willis, and returned it six yards for a touchdown. It marked the first time a member of the 49ers had returned a blocked punt for a touchdown in the postseason in franchise history. Gould connected on field goals of 29 and 45 yards, with his 45-yard field goal coming as time expired for a walk-off win.

Harper served as an assistant wide receivers coach with the Eagles from 2019-20. In 2020, he coached WR Travis Fulgham, who registered 38 receptions for a team-high 539 yards and four touchdowns. WR Greg Ward, who signed with the Eagles as an undrafted free agent the year prior, led the team with six touchdown receptions to go along with 53 catches for 419 yards. In 2019, Harper worked with Ward, who had the most receptions (28) and receiving yards (254) among wide receivers over the final six games of the regular season.



Prior to becoming an assistant wide receivers coach, Harper spent five seasons (2013-14 and 2016-18) as the Eagles assistant special teams coach. Working alongside special teams coordinator Dave Fipp, Harper helped P Cameron Johnston set single-season franchise records in both gross punting average (48.2) and net punting average (42.7), as he ranked third and fourth in the NFL in both categories in 2018. In 2017, rookie K Jake Elliott kicked the longest field goal in franchise history and NFL rookie history in both the regular season [61 yards vs. NYG (9/24/17)] and postseason [53 yards vs. Atl. (NFC-D) (1/13/18)]. Elliott also kicked the two longest field goals by a rookie in Super Bowl history (42 and 46 yards) as Philadelphia earned a 41-33 victory over the New England Patriots in Super Bowl LII.

The Eagles ranked second in the NFL in 2016 as the team averaged a franchise-record 27.3 yards per kickoff return, led the league with five kickoff returns of 50-or-more yards and were the only team to record multiple kickoff returns for touchdowns (two). Additionally, Philadelphia ranked second in the NFL in punt return average (12.9) that season. K Caleb Sturgis connected on a career-high 35 field goals, marking the most in single-season franchise history in his first full season as the Eagles kicker.

The 2014 Eagles special teams accounted for a franchise-best and NFL-leading seven touchdowns (three blocked punt returns, two kickoff returns and two punt returns) and a league-high six blocked kicks. That season, PR Darren Sproles earned Associated Press Second-Team All-Pro and Pro Bowl honors for the first time in his career after leading the NFL in punt return average (13.0), punt return yards (506) and punt returns for touchdowns (two). Rookie K Cody Parkey registered the most points in a single season by a rookie in franchise history (150) as he finished second in the NFL. Along with Sproles, Parkey and LS Jon Dorenbos also earned Pro Bowl honors that season. In 2013, P Donnie Jones set team records in net punting average (40.5), single-game net punting average (50.7) and punts downed inside the 20 (33). Throughout the season, Jones was named NFC Special Teams Player of the Week honors in consecutive games.

Harper also worked as Philadelphia’s assistant defensive backs coach in 2015, as he was part of a defensive staff that had the 10th-ranked unit in total takeaways (26) and interceptions (15). S Malcolm Jenkins, who earned his first trip to the Pro Bowl in 2015 after posting career and team highs in tackles (120), passes defended (15) and forced fumbles (three).

Before joining Philadelphia, Harper spent four years with the University of Oregon as a graduate assistant (2012) and coaching intern (2009-11) with the school. As a coaching intern he worked with the school’s wide receivers and special teams unit for three seasons and later worked with tight ends and special teams following a move to graduate assistant in 2012. Harper began his coaching career at City College of San Francisco as safeties coach in 2008.

A native of Union City, CA, Harper attended Oregon for two years (2006-07), where he registered 98 tackles, 12 passes defended, three interceptions, 2.0 sacks and two forced fumbles as a defensive back for the Ducks. He transferred to Oregon after spending two years at City College of San Francisco (2004-05). In 2005, he earned First-Team All-Nor-Cal Conference and All-America honors after picking up 95 tackles and seven interceptions. Harper is the son of LB Willie Harper, who was originally drafted by San Francisco in the second round (41st overall) of the 1973 NFL Draft. He spent 11 seasons with the 49ers, is a member of the 49ers Ten-Year Club and was a part of the Super Bowl XVI Championship team.

HARPER’S BACKGROUND

YEARS	COACHING BACKGROUND	HEAD COACH
2021-current	Assistant Special Teams, San Francisco 49ers	Kyle Shanahan
2019-20	Assistant Wide Receivers, Philadelphia Eagles	Doug Pederson
2016-18	Assistant Special Teams, Philadelphia Eagles	Doug Pederson
2015	Assistant Defensive Backs, Philadelphia Eagles	Pat Shurmur/Chip Kelly
2013-14	Assistant Special Teams, Philadelphia Eagles	Chip Kelly
2012	Graduate Assistant, University of Oregon	Chip Kelly
2009-11	Coaching Intern, University of Oregon	Chip Kelly
2008	Safeties, City College of San Francisco	George Rush
2006-07	*Defensive Back, University of Oregon	Mike Bellotti
2004-05	*Defensive Back, City College of San Francisco	George Rush

* Player



ANDREW HAYES-STOKER

ASSISTANT DEFENSIVE BACKS

13TH NFL SEASON * 4TH WITH 49ERS

Andrew Hayes-Stoker is in his fourth season with the 49ers and second as the team's assistant defensive backs coach. He spent the previous two years (2021-22) as a defensive quality control coach with San Francisco and joined the 49ers after spending the previous five seasons (2016-20) as the wide receivers coach at the University of Illinois.


The 2023 San Francisco 49ers finished the season tied for first in interceptions (22). CB Charvarius Ward led the secondary with 72 tackles, a NFL-high 23 passes defended and a team-high five interceptions (one returned for a touchdown). Ward earned Associated Press Second-Team All-Pro honors for the first time in his career.

In 2022, the 49ers defense ranked first overall in the NFL, allowing 300.6 total yards per game and first with 16.3 points allowed per game. San Francisco's defense also ranked tied for first with 20 interceptions and second with 77.7 rushing yards allowed per game. Second-year S Talanoa Hufanga saw a breakout season, starting all 17 games, grabbing his first four career interceptions and setting career highs in tackles (97), sacks (2.0), forced fumbles (two) and passes defended (nine), earning First-Team AP All-Pro and Pro Bowl honors.

Hayes-Stoker and the 49ers defense ranked third in the NFL in 2021, allowing 310.0 total yards per game. San Francisco also was sixth in the NFL, surrendering 206.5 passing yards per game. The Niners forced 22 fumbles on defense in 2021, the most in the NFL and the most in a single season by the 49ers since 1994.

The 2020 Fighting Illini averaged 349.0 total yards per game as WR Josh Imatorbhebhe led the team with 22 receptions for 297 yards and three touchdowns. In 2019, Hayes-Stoker helped Illinois reach the 2019 Redbox Bowl held at Levi's Stadium, marking the school's first trip to a bowl game in five years. Illinois averaged 26.7 points per game that season, as Imatorbhebhe finished the season with 33 catches for 634 yards and nine touchdowns. His nine touchdown receptions were the second-most in Illinois history. Hayes-Stoker helped Illinois offense move up 64 spots nationally in total yards per game average (408.7) in 2018. In his second year at Illinois in 2017, Hayes-Stoker coached freshman WR Ricky Smalling, who finished the season with 33 receptions for 406 yards and five touchdowns, becoming the fourth true freshman in program history to lead the Illini in receiving yards. In 2016, he helped WR Malik Turner lead the team in receptions (48), receiving yards (712) and receiving touchdowns (six). Turner's six touchdown receptions ranked seventh in the Big Ten that season.

Hayes-Stoker joined Illinois after two seasons (2014-15) as the wide receivers coach with the Tampa Bay Buccaneers. The 2015 Buccaneers wide receivers were led by second-year player WR Mike Evans. Evans finished the season with 74 receptions for 1,206 yards (16.3 average) and three touchdowns. His 1,206 receiving yards ranked 11th in the NFL and fifth in the NFC that season.



In 2014, Hayes-Stoker coached multiple record-breaking performances from Buccaneers wide receivers. As a rookie, Evans recorded 68 receptions for 1,051 yards and 12 touchdowns. His 12 receiving touchdowns were a franchise record and tied for the fourth-most in the NFL that season, while tying for the third-most by a rookie since the 1970. Evans' 1,051 receiving yards were the second-most ever by a Buccaneers rookie and the ninth-most by a rookie since the merger. He became one of 15 rookies to break the 1,000-yard receiving mark during that time span. WR Vincent Jackson finished the season with a team-high 70 receptions for 1,002 yards and two touchdowns. Evans and Jackson became the first Buccaneers teammates to each have 1,000-or-more receiving yards in the same season.

Prior to his time in Tampa Bay, Hayes-Stoker spent the 2013 season at Florida International University as running backs coach. He first entered the NFL after spending seven seasons under Lovie Smith with the Chicago Bears as a football operations assistant (2006-09), offensive quality control coach (2010-11) and the offensive assistant/wide receivers coach (2012). Hayes-Stoker began his coaching career as an offensive quality control graduate assistant at Texas A&M (2005) after spending 2004 as a recruiting assistant at his alma mater, Texas Christian University.

A native of Arlington, TX, Hayes-Stoker played running back at TCU (1999-2002), where he was a two-time team captain and earned All-American academic honors. He graduated from the school with a bachelor's degree in business administration and a master's degree in education. Hayes-Stoker and his wife, Melanie, have one son, Noah.

HAYES-STOKER'S BACKGROUND

YEARS	COACHING BACKGROUND	HEAD COACH
2023-current	Assistant Defensive Backs, San Francisco 49ers	Kyle Shanahan
2021-22	Defensive Quality Control, San Francisco 49ers	Kyle Shanahan
2016-20	Wide Receivers, University of Illinois	Rod Smith/Lovie Smith
2014-15	Wide Receivers, Tampa Bay Buccaneers	Lovie Smith
2013	Running Backs, Florida International University	Ron Turner
2012	Offensive Assistant/Wide Receivers, Chicago Bears	Lovie Smith
2010-11	Offensive Quality Control, Chicago Bears	Lovie Smith
2006-09	Football Operations Assistant, Chicago Bears	Lovie Smith
2005	Graduate Assistant, Texas A&M University	Dennis Franchione
2004	Recruiting Assistant, Texas Christian University	Gary Patterson
1999-2002	*Running Back, Texas Christian University	Gary Patterson/Dennis Franchione

* Player



JORDAN HOGAN

OFFENSIVE COACHING FELLOW


4TH NFL SEASON × 2ND WITH 49ERS

Jordan Hogan is entering his first season as a 49ers offensive coaching fellow after initially joining the team in 2023 under the Bill Walsh Diversity Coaching Fellowship. He joined the 49ers after spending the 2022 season as the wide receivers coach at Colgate University.

In his role with the 49ers, Hogan works with the wide receivers, helping them execute practice and game plans. In 2023, he helped WR Brandon Aiyuk earn AP Second-Team All-Pro honors after he registered a career-high 1,342 receiving yards and seven touchdowns. Aiyuk's 17.9 yards per reception ranked second in the NFL. San Francisco's offense also saw with WR Deebo Samuel Sr. register a career-high seven receiving touchdowns in 2023, in addition to a career-high 60 receptions.

Prior to joining the 49ers, Hogan was the wide receivers coach at Colgate University. He made multiple stops in the collegiate ranks, serving a brief stint as a quality control coach at the University of Buffalo (2022), wide receivers coach at Cornell University (2017-20) and wide receivers coach at Buffalo State College (2013-16). Hogan also served as the quarterbacks coach for USA Football in 2016 as part of the program's Development Games.

Hogan has also served in the Bill Walsh Diversity Coaching Fellowship with the Baltimore Ravens (2019), Indianapolis Colts (2017) and Buffalo Bills (2016). He spent two seasons (2020-21) with the Arizona Cardinals as part of the Bill Bidwill Fellowship. With Arizona, he helped QB Kyler Murray finish the 2021 season with the second-highest completion percentage (69.2) in the NFL.



A native of Newfane, NY, Hogan earned his bachelor's degree in communications and media studies from The State University of New York, Brockport in 2013. He earned Second-Team All-NJAC honors as a wide receiver in 2011 after leading the team in receiving yards (685), receiving touchdowns (five), receiving yards per game (68.5) and sharing the team lead in receptions (47). Hogan was named a team captain his senior year and currently ranks seventh all-time in career receiving yards (1,546) and 11th all-time in career receptions (108) at Brockport. He currently resides in San Jose, CA, with his wife, Kayla, and their two daughters, Mara Ann and Mila Belle.

HOGAN'S BACKGROUND

YEARS	COACHING BACKGROUND	HEAD COACH
2024-current	Offensive Coaching Fellow, San Francisco 49ers	Kyle Shanahan
2023	Bill Walsh Minority Fellow, San Francisco 49ers	Kyle Shanahan
2022	Wide Receivers, Colgate University	Stan Dakosty
2022	Senior Offensive Quality Control, University of Buffalo	Maurice Linguist
2020-21	Assistant Quarterbacks/Bill Bidwill Fellow, Arizona Cardinals	Kliff Kingsbury
2019	Bill Walsh Minority Fellow, Baltimore Ravens	John Harbaugh
2017-20	Wide Receivers, Cornell University	David Archer
2017	Bill Walsh Minority Fellow, Indianapolis Colts	Chuck Pagano
2016	Bill Walsh Minority Fellow, Buffalo Bills	Rex Ryan
2013-16	Wide Receivers, Buffalo State College	Jerry Boyes
2009-12	*Wide Receiver, The State University of New York, Brockport	Rocco Salomone

*Player



JOHNNY HOLLAND

LINEBACKERS

33RD NFL SEASON (7 PLAYING/26 COACHING) * 8TH WITH 49ERS

Johnny Holland is in his eighth season with the 49ers and fifth as the team's linebackers coach. He previously served as the team's linebackers coach in 2017. Holland also worked as the 49ers run game specialist/outside linebackers coach from 2018-20.

The 2023 San Francisco 49ers defense finished in the top-10 in the NFL in total defense (303.9) and rushing defense (89.7), tied for first in interceptions (22) and tied for the seventh-most sacks (48). Holland once again coached LB Fred Warner to Associated Press First-Team All-Pro honors and a selection to the Pro Bowl Games after leading the linebacker unit with a team-high 132 tackles, 11 passes defended, four interceptions, four forced fumbles and 2.5 sacks. LB Dre Greenlaw added 120 tackles, 1.5 sacks and four passes defended.


In 2022, the 49ers defense ranked first overall in the NFL, allowing 300.6 total yards per game and first with 16.3 points allowed per game. San Francisco's defense also ranked tied for first with 20 interceptions and second with 77.7 rushing yards allowed per game. Holland saw Warner receive his second Pro Bowl selection and an Associated Press First-Team All-Pro nod after registering 130 tackles, 2.0 sacks, one forced fumble, one interception and a career-high 10 passes defended. Greenlaw also set career-highs in starts (15), tackles (127) and passes defense (10).

Holland and the 49ers defense ranked third in the NFL in 2021, allowing 310.0 total yards per game. San Francisco also was sixth in the NFL, surrendering 206.5 passing yards per game. The Niners forced 22 fumbles on defense in 2021, the most in the NFL and the most in a single season by the 49ers since 1994.

Holland helped the 49ers defense rank fifth in the NFL in total yards allowed per game (359.0) and seventh in rush defense (118.9) in 2020. Warner earned Associated Press First-Team All-Pro honors and the first Pro Bowl selection of his career. Greenlaw ranked second on the team with 83 tackles, while adding 1.0 sack and one pass defended. LB Azeem Al-Shaair played in all 16 games (five starts) and set career-highs in tackles (34), sacks (1.0), interceptions (one), forced fumbles (one) and passes defended (two).

In 2019, Holland helped guide San Francisco's defense which ranked second in the NFL in total yards allowed per game (281.8), the fewest total yards allowed per game by the team since 1997 (250.8). As a rookie, Greenlaw played in all 16 games (10 starts) and tallied 87 tackles, 1.0 sack, one interception and two passes defended as he was named to the PFWA All-Rookie team. In his first season with the 49ers, LB Kwon Alexander started all eight games in which he appeared and registered 34 tackles, 0.5 sack, one interception, one forced fumble and two passes defended.

In 2018, Holland helped the 49ers run defense rank seventh in the NFL in rushing yards allowed per play (4.09). The defense also improved from tied for 21st in the NFL in 2017 to 14th in rushing yards allowed per game (113.4). The 113.4 rushing yards allowed per game were the fewest allowed by the team since 2014 (100.8). Under Holland's tutelage, LB Mark Nzeocha set career highs in tackles (17), sacks (1.0), forced fumbles (one) and passes defended (one).



Holland worked with the 49ers linebackers in 2017, passing on wisdom from his seven-year playing career and almost two decades of coaching experience. Rookie LB Reuben Foster finished second on the team with 72 tackles and LB Brock Coyle played in all 16 games, setting career highs in starts (10), tackles (62), forced fumbles (one) and passes defended (one), while also adding 0.5 sack.

In 2016, Holland was the inside linebackers coach with the Cleveland Browns. He worked with a linebacking corps that was led by LBs Christian Kirksey and Demario Davis. In his first season as a full-time starter, Kirksey registered a career-high 143 tackles, the fifth-most in the NFL according to Gamebook Statistics. After signing with the Browns as a free agent, Davis finished second on the team with 99 tackles.

Holland went to Cleveland following three seasons (2013-15) in the Canadian Football League (CFL). He served as the linebackers coach with the B.C. Lions from 2014-15 and the Saskatchewan Roughriders in 2013, helping guide the Roughriders to a Grey Cup win in his lone season with the team.

Before his time in the CFL, Holland was linebackers coach with the Oakland Raiders (2012) after one season (2011) with the Virginia Destroyers of the United Football League (UFL), helping the team win the league championship.

Holland served as linebackers coach for five seasons (2006-10) with the Houston Texans. Under Holland's tutelage, LB DeMeco Ryans (2006) and LB Brian Cushing (2009) each earned Associated Press Defensive Rookie of the Year honors. In 2009, Cushing registered 133 tackles, according to Gamebook Statistics, four sacks and four interceptions as the Texans reached nine wins, the highest total in franchise history at the time. In 2006, Ryan finished with 156 tackles, according to Gamebook Statistics, the most by an NFL rookie in 20 years.

Prior to working in Houston, Holland spent three seasons with the Detroit Lions. He began with Detroit as a defensive assistant from 2003-04 before moving to linebackers coach in 2005. He also spent three seasons with the Seattle Seahawks as the team’s assistant special teams/assistant strength and conditioning coach (2000) and linebackers coach (2001-02).

Holland began coaching in the NFL as a defensive quality control coach with the Green Bay Packers from 1995-97. In 1998, he coached the Packers special teams and later spent one season (1999) as the team’s linebackers coach. He was part of Green Bay’s staff that won back-to-back NFC Championships, including a victory in Super Bowl XXXI.

Originally a second-round (41st overall) draft pick by the Packers in the 1987 NFL Draft, Holland played seven seasons (1987-93) with the Packers where he registered 100-or-more tackles in each of his final six seasons. In 1992, he led Green Bay with 145 tackles and helped the team to its first playoff victory in 11 years. Holland was inducted into the Packers Hall of Fame in 2001.


A native of Hempstead, TX, Holland was a four-year letterman (1983-86) at Texas A&M University where he led the Aggies in tackles in each of his final three seasons. He was enshrined in the Texas A&M Hall of Fame in 1993 as well as the Cotton Bowl Hall of Fame in 2000.

Holland and his wife, Faith, have two children: son, Jordan, and daughter, Joli.

HOLLAND’S BACKGROUND

YEARS	COACHING BACKGROUND	HEAD COACH
2021-current	Linebackers, San Francisco 49ers	Kyle Shanahan
2018-20	Run Game Specialist/Outside Linebackers, San Francisco 49ers	Kyle Shanahan
2017	Linebackers, San Francisco 49ers	Kyle Shanahan
2016	Inside Linebackers, Cleveland Browns	Hue Jackson
2014-15	Linebackers, BC Lions (CFL)	Jeff Tedford/ Mike Benevides
2013	Linebackers, Saskatchewan Roughriders (CFL)	Corey Chamblin
2012	Linebackers, Oakland Raiders	Dennis Allen
2011	Linebackers, Virginia Destroyers (UFL)	Marty Schottenheimer
2006-10	Linebackers, Houston Texans	Gary Kubiak
2005	Linebackers, Detroit Lions	Dick Jauron/Steve Mariucci
2003-04	Defensive Assistant, Detroit Lions	Steve Mariucci
2001-02	Linebackers, Seattle Seahawks	Mike Holmgren
2000	Assistant Special Teams/Assistant Strength & Conditioning, Seattle Seahawks	Mike Holmgren
1999	Linebackers, Green Bay Packers	Ray Rhodes
1998	Special Teams, Green Bay Packers	Mike Holmgren
1995-97	Defensive Quality Control, Green Bay Packers	Mike Holmgren
1987-93	*Linebacker, Green Bay Packers	Mike Holmgren/Lindy Infante/Forrest Gregg
1983-86	*Linebacker, Texas A&M University	Jackie Sherrill

* Player



KRIS KOCUREK

DEFENSIVE LINE

18TH NFL SEASON (2 PLAYING/16 COACHING) * 6TH WITH 49ERS

Kris Kocurek (KO-SIR-ick) is in his sixth season as the 49ers defensive line coach. He joined San Francisco after spending the 2018 season as the defensive line coach with the Miami Dolphins.

The 2023 San Francisco 49ers defense finished in the top-10 in the NFL in total defense (303.9) and rushing defense (89.7), tied for first in interceptions (22) and tied for the seventh-most sacks (48). San Francisco's defensive line was anchored by DL Nick Bosa (10.5 sacks), DL Javon Hargrave (7.0 sacks) and Walter Payton Man of the Year nominee DL Arik Armstead (5.0 sacks), with Bosa and Hargrave each selected to the Pro Bowl Games

In 2022, the 49ers defense ranked first overall in the NFL in total yards per game (300.6) and points allowed per game (16.3). The team also finished second with 77.7 rushing yards allowed per game. San Francisco's defense held its opponents to 277 points on the season, the fewest in the NFL and the lowest surrendered by a 49ers team since 2013. Kocurek coached Bosa, who was named Associated Press NFL Defensive Player of the Year after leading the NFL with a career-high 18.5 sacks.

Kocurek and the 49ers defense ranked third in the NFL in 2021, allowing 310.0 total yards per game. San Francisco also was sixth in the NFL, surrendering 206.5 passing yards per game. The Niners forced 22 fumbles on defense in 2021, the most in the NFL and the most in a single season by the 49ers since 1994. Bosa finished the season leading the team with a career-high 15.5 sacks. His sack total ranked fourth in the NFL among all players as he was selected to the Pro Bowl. Kocurek also worked closely with DL Arden Key, who registered a career-high 6.5 sacks on the year.

Kocurek helped the 49ers defense rank fifth in the NFL total yards allowed per game (359.0) and seventh in rush defense (118.9) in 2020. Rookie Javon Kinlaw registered 33 tackles, 1.5 sacks, one interception (which was returned for a touchdown) and four passes defended. Armstead tallied 49 tackles, 3.5 sacks and a career-high three passes defended, while DL Kerry Hyder Jr. set career highs in tackles (49) and sacks (8.5).

In 2019, Kocurek helped the 49ers defense rank second in the NFL in total yards allowed per game (281.8), the fewest total yards allowed per game by the team since 1997 (250.8). San Francisco also ranked tied for fifth in the NFL in sacks (48.0), the most by the team in a single season since 1998 (51.0). With DL Armstead (10.0), Bosa (9.0), DeForest Buckner (7.5) and Dee Ford (6.5), the 49ers were the only team in the NFL to have four-or-more players with 6.5-or-more sacks in 2019. Bosa, who played in all 16 games (14 starts) and registered 47 tackles, 9.0 sacks, one interception, one forced fumble, two fumble recoveries and two passes defended, was named Defensive Rookie of the Year by the Associated Press and the PFWA, and Rookie of the Year by Sporting News, PFWA and Pepsi. He was also named to the PFWA All-Rookie Team and was named a starter in the Pro Bowl.



With the Dolphins, Kocurek coached DE Robert Quinn and DE Cameron Wake who registered 6.5 and 6.0 sacks respectively. Quinn's 6.5 sacks in his first season with Miami were his second-most in a single season since 2015.

Prior to Miami, Kocurek spent nine years with the Detroit Lions, first as the team's assistant defensive line coach (2009), followed by eight seasons as defensive line coach (2010-17). In his first season leading the defensive line, Kocurek played a vital role in DT Ndamukong Suh's Defensive Rookie of the Year award and helped develop him into a three-time AP First-Team All-Pro (2010 & 2013-14) and three-time Pro Bowl (2011 & 2013-14) selection. Suh's 36.0 sacks as a member of the Lions are the most in franchise history among defensive tackles.

While Kocurek was the Lions defensive line coach from 2010-17, Detroit's defensive linemen registered 250.0 sacks, which was the fourth-most by a defensive line in the NFL during that timespan. His defensive linemen also ranked fourth in forced fumbles (57) and ninth in passes defended (82) over that eight-year period as well.

Under Kocurek's tutelage in 2017, DE Ezekiel Ansah tied for eighth in the NFL with 12.0 sacks. During that same year, DE Anthony Zettel started all 16 games and finished with a career-high 6.5 sacks in his second NFL season, while DT A'Shawn Robinson ranked eighth among NFL interior defensive linemen with 53 tackles and tied for the league lead with six passes defended.

The 2016 Lions earned an NFC Wild Card berth as Kocurek helped develop undrafted free agent DE Kerry Hyder into the team leader with 8.0 sacks in 16 games played.

In 2015, Ansah set a career high with 14.5 sacks for the Lions. His sack total led the NFC and ranked third in the NFL, as Ansah earned his first Pro Bowl selection and AP Second-Team All-Pro honors. Ansah also forced four fumbles, which was tied for second in the NFL.

In 2014, Kocurek assisted a Lions defense that finished the season ranking first in the NFL in rushing yards allowed per game (69.3). Detroit's 69.3 rushing yards allowed per game was the second-lowest in the NFL over the previous 10 seasons, trailing Pittsburgh's 2010 defense (62.8). The Lions ranked eighth in the NFL with 42.0 sacks that season as Detroit earned an NFC Wild Card berth after an 11-5 finish.

Suh earned AP First-Team All-Pro honors and a Pro Bowl selection in 2013 after ranking second among NFL defensive tackles with six passes defensed to go along with 5.5 sacks. The Lions defense allowed 99.8 rushing yards per game, ranking sixth in the NFL. Ansah led all NFL rookies with a team-high 8.0 sacks.

In 2012, Suh was second among NFL interior defensive linemen with 8.0 sacks and earned AP Second-Team All-Pro honors and his second Pro Bowl selection, while DE Cliff Avril led the team with 9.5 sacks.

The 2011 Lions finished tied for 10th in the NFL with 41.0 sacks. Detroit went 10-6 and earned an NFC Wild Card spot. Suh again earned AP First-Team All-Pro honors as Avril led the team and tied for 11th in the NFL with 11.0 sacks. His sack total was the second-highest of Avril's career in a single season.

Kocurek was promoted to defensive line coach in 2010, where he helped the Lions finish sixth in the NFL with 44.0 sacks, an improvement from 29th in the league (26.0 sacks) the year prior. He worked closely with Detroit's first-round pick, Suh, who led the team and all NFL defensive tackles with 10.0 sacks that season, the most by an NFL rookie interior defensive lineman since 2003, when Minnesota's Kevin Williams registered 10.5. Suh's 10.0 sacks were the most by a Lions defensive tackle since Henry Thomas had 10.5 in 1995. Suh's 66 tackles were fourth on the team and fifth among NFL defensive tackles. He became the first rookie defensive tackle to ever earn AP All-Pro honors and the first rookie defensive lineman to do so since Tennessee's Jevon Kearse in 1999. He was also named AP Defensive Rookie of the Year, becoming the sixth defensive tackle to win the honor and first since Miami's Tim Bowens in 1994.

Kocurek originally entered the NFL in 2009 as Detroit's assistant defensive line coach. He helped DT Sammie Hill start as a rookie after being a fourth-round selection from Division II Stillman College. Hill finished the season with 26 tackles and two fumble recoveries in 13 games.


Prior to Detroit, Kocurek served as the defensive line coach at Stephen F. Austin State University (2008), assistant head coach/defensive line coach at West Texas A&M University (2007) and defensive line coach at Texas A&M University-Commerce (2006). At West Texas A&M in 2007, the Buffaloes won the Lone Star Conference and led the league in scoring defense (19.5 points per game). At Texas A&M University-Commerce in 2006, Kocurek helped the team's defense lead the LSC in scoring and total yards allowed. He began his coaching career as a graduate assistant at Texas A&M University-Kingsville (2004-05) and a graduate assistant at Texas Tech (2003).

A native of Rockdale, TX, Kocurek was originally drafted in the seventh-round (237th overall) of the 2001 NFL Draft by the Seattle Seahawks as a defensive lineman. Following his release from the Seahawks prior to the 2001 season, he was signed to the Tennessee Titans practice squad and was later promoted to the team's active roster and appeared in one game with Tennessee in 2001 before spending the 2002 season on the Injured Reserve List. Kocurek played collegiately at Texas Tech, where he was a three-time All-Big 12 selection (1998-2000). He was selected team captain and named the team's defensive player of the year as a senior in 2000. He earned his bachelor's degree from Texas Tech and his master's from Texas A&M University-Kingsville. Kocurek and his wife, Amy, have one daughter, Presley, and one son, Koleson.

KOCUREK'S BACKGROUND

YEARS	COACHING BACKGROUND	HEAD COACH
2019-current	Defensive Line, San Francisco 49ers	Kyle Shanahan
2018	Defensive Line, Miami Dolphins	Adam Gase
2010-17	Defensive Line, Detroit Lions	Jim Caldwell/Jim Schwartz
2009	Assistant Defensive Line, Detroit Lions	Jim Schwartz
2008	Defensive Line, Stephen F. Austin State University	J.C. Harper
2007	Assistant Head Coach/Defensive Line, West Texas A&M University	Don Carthel
2006	Defensive Line, Texas A&M University-Commerce	Scotty Conley
2004-05	Graduate Assistant, Texas A&M University-Kingsville	Richard Cundiff
2003	Graduate Assistant, Texas Tech Univeristy	Mike Leach
2001-02	*Defensive Lineman, Tennessee Titans	Jeff Fisher
1997-2000	*Defensive Lineman, Texas Tech Univeristy	Mike Leach/Spike Dykes

*Player



KLAY KUBIAK

OFFENSIVE PASSING GAME SPECIALIST

4TH NFL SEASON × 4TH WITH 49ERS

Klay Kubiak is in his fourth season with the 49ers and first as the team's offensive passing game specialist. He worked two seasons (2022-23) as the 49ers assistant quarterbacks coach after spending the 2021 season as a defensive quality control coach with the team. Kubiak joined the 49ers after spending the previous three years (2018-20) as the head coach at Strake Jesuit College Preparatory (Houston, TX). He also served as the school's offensive coordinator from 2013-15 and for the 2017 season.

The 2023 San Francisco 49ers saw QB Brock Purdy lead the NFL in passer rating (113.0) and yards per attempt (9.6), while setting the franchise record for passing yards (4,280) and throwing 31 touchdowns. In his first year as a starter, Purdy became the first 49ers QB to throw 30-or-more touchdowns in a single season in 22 years and the first 49ers QB selected to a Pro Bowl since QB Jeff Garcia in 2002, leading the team to a spot in Super Bowl LVIII.

San Francisco saw three starting quarterbacks during the season in 2022, with rookie QB Brock Purdy becoming the team's starter in Week 13. The 49ers offense remained explosive, as the team ranked fifth in the NFL in yards per game (365.6) and averaged 5.9 yards per play, the fourth-highest mark in the league. Purdy went 7-1 as a starter, including the playoffs, and became the first quarterback in franchise history to win their first five starts and the third rookie quarterback in NFL history to win at least their first five starts.

Kubiak and the 49ers defense ranked third in the NFL in 2021, allowing 310.0 total yards per game. San Francisco also was sixth in the NFL, surrendering 206.5 passing yards per game. The Niners forced 22 fumbles on defense in 2021, the most in the NFL and the most in a single season by the 49ers since 1994.

During his three seasons as head coach at Strake Jesuit, Kubiak led the Crusaders to a 24-11 record and a playoff appearance in each season. Kubiak is the only coach in the school's history to win double-digit games as part of the University Interscholastic League (UIL), which Jesuit joined in 2003.



Kubiak attended Colorado State University where he was a quarterback for the Rams from 2007-10. He majored in English at the school and would later earn a master's degree in the subject from Texas Christian University in 2013. Kubiak used his educational background to teach English at Strake Jesuit College Preparatory.

A native of Houston, TX, Kubiak is the son of longtime NFL coach, and former 49ers quarterbacks coach, Gary Kubiak. His brother, Clint, is the offensive coordinator of the New Orleans Saints. Kubiak is married to his wife, Marissa.

KUBIAK'S BACKGROUND

YEARS	COACHING BACKGROUND	HEAD COACH
2024-current	Offensive Passing Game Specialist, San Francisco 49ers	Kyle Shanahan
2022-23	Assistant Quarterbacks, San Francisco 49ers	Kyle Shanahan
2021	Defensive Quality Control, San Francisco 49ers	Kyle Shanahan
2018-20	Head Coach, Strake Jesuit College Preparatory (Houston, TX)	---
2017	Offensive Coordinator, Strake Jesuit College Preparatory (Houston, TX)	Mark Modeste
2013-15	Offensive Coordinator, Strake Jesuit College Preparatory (Houston, TX)	James Clancy
2007-10	*Quarterback, Colorado State University	Steve Fairchild/Sonny Lubick

* Player



MICK LOMBARDI

SENIOR OFFENSIVE ASSISTANT

14TH NFL SEASON * 5TH WITH 49ERS

Mick Lombardi is in his first season as the 49ers senior offensive assistant. He joined the 49ers after spending the previous two seasons (2022-23) as the offensive coordinator for the Las Vegas Raiders.

During his tenure with Las Vegas, Lombardi helped the Raiders offense average 321.0 yards per game and 19.7 points per game. In 2023, he helped WR Davante Adams register his fourth-consecutive season with at least 100 receptions and 1,000 receiving yards. He also guided rookie QB Aidan O’Connell to one of the best starts in Raiders franchise history, finishing his rookie season with the most games with a passer rating of 100.0-or-higher (three games) and the second-most passing yards (2,143) in his first 10 starts in franchise history.

In 2022, his first season as an offensive coordinator, Lombardi led a Raiders offense that ranked 12th in the NFL in total offense (352.5), 12th in scoring offense (23.2) and tied for 11th in passing offense (231.4). With RB Josh Jacobs leading the NFL in rushing yards (1,653) and Adams registering 1,516 receiving yards, Lombardi’s unit became just the fifth offense in NFL history, and the first since the 1999 Colts, to feature a 1,500-yard rusher and receiver in the same season. Adams, Jacobs and QB Derek Carr were all named to the 2023 Pro Bowl under Lombardi’s guidance.

Prior to his time in Las Vegas, Lombardi spent three seasons (2019-21) with the New England Patriots, his second stint with the team. He served as the wide receivers coach for two seasons (2020-21) and led a unit that caught 647 of their 944 targets (68.5%), ranking 10th in the NFL in reception percentage during that span. In 2021, Lombardi helped WR Kendrick Bourne register career highs in receptions (55) and receiving yards (800) and tie his career high in touchdowns (five). In 2020, he saw WR Julian Edelman become just the second Patriot to record 600 career receptions. In 2019, Lombardi served as the assistant quarterbacks coach, helping QB Tom Brady throw for at least 4,000 yards for the 11th time in his career.

Lombardi rejoined the Patriots after serving two seasons (2017-18) as an offensive assistant/assistant quarterbacks coach with the New York Jets. While in New York, Lombardi worked closely with QB Josh McCown, helping him register career highs in passing yards (2,926), completion percentage (67.3%) and passing touchdowns (18) in 2017.



Before his tenure with the Jets, Lombardi spent four seasons (2013-16) in multiple roles with the San Francisco 49ers. He spent the 2016 season as an offensive quality control coach after serving as a defensive assistant in 2015 and an offensive assistant in 2014. He began his first stint with the Niners as the assistant to the head coach in 2013. Lombardi entered the NFL as a scouting assistant in New England, where he spent two seasons (2011-12) after being promoted to a full-time post when his training camp internship ended. He began his coaching career at Fordham University, serving as a student assistant coach for the 2009 and 2010 seasons.

A native of Ocean City, N.J., Lombardi earned his bachelor’s degree in communications from Fordham in 2011. His father, Michael, served as an executive for the 49ers, Raiders, Cleveland Browns and Philadelphia Eagles, as well as an assistant to the Patriots coaching staff from 2014-16. Lombardi and his wife, Michelle, have two sons, Dominic and Michael, and a daughter, Sienna.

LOMBARDI'S BACKGROUND

YEARS	COACHING BACKGROUND	HEAD COACH
2024-current	Senior Offensive Assistant, San Francisco 49ers	Kyle Shanahan
2022-23	Offensive Coordinator, Las Vegas Raiders	Josh McDaniels
2020-21	Wide Receivers, New England Patriots	Bill Belichick
2019	Assistant Quarterbacks, New England Patriots	Bill Belichick
2017-18	Offensive Assistant/Assistant Quarterbacks, New York Jets	Todd Bowles
2016	Offensive Quality Control, San Francisco 49ers	Chip Kelly
2015	Defensive Assistant, San Francisco 49ers	Jim Tomsula
2014	Offensive Assistant, San Francisco 49ers	Jim Harbaugh
2013	Assistant to the Head Coach, San Francisco 49ers	Jim Harbaugh
2012	Scouting Assistant/Coaching Assistant, New England Patriots	Bill Belichick
2011	Scouting Assistant, New England Patriots	Bill Belichick
2009-10	Student Assistant, Fordham University	Tom Masella



AUGUST MANGIN

SPECIAL TEAMS QUALITY CONTROL/GAME MANAGEMENT SPECIALIST

4TH NFL SEASON × 4TH WITH 49ERS

August Mangin is in his fourth season with the 49ers and third as the team's special teams quality control/game management specialist. He spent his first season with the team as special teams quality control coach in 2021. He joined the 49ers after spending the previous two seasons (2019-20) as a lead defensive analyst at Louisiana State University.

The 2023 San Francisco 49ers special teams and Harper saw rookie K Jake Moody connect on 21 of his 25 field goal attempts (84.0%) and 60 of his 61 extra point attempts (98.4%). His 60 made extra points led the NFL. In the 49ers Week 2 victory at the Los Angeles Rams, Moody connected on a 57-yard field goal, marking the longest made field goal by a rookie in franchise history and the second-longest made field goal in franchise history. P Mitch Wishnowsky averaged 42.7 net yards per punt, which ranked 10th in the NFL, and finished the year with the second-highest percentage of punts placed inside the 20-yard line (50.0%).

In 2022, San Francisco's special teams saw K Robbie Gould connect on 27 of his 32 field goal attempts and 50 of his 51 extra point attempts, marking the 11th season of his career with at least an 80-percent field goal percentage and a 95-percent extra point percentage. Gould hit on a 23-yard field goal in overtime in Week 17 (at Las Vegas) to help the Niners win their first game at Allegiant Stadium. Wishnowsky averaged 39.7 net yards per punt and finished the year with the highest percentage of punts inside the 20-yard line (52.5) in the NFL. Wishnowsky was also named NFC Special Teams Player of the Month (September) for the second time in his career. WR Ray-Ray McCcloud III finished the season ranked second in the NFL in punt return yards with 356.

The 2021 San Francisco special teams were highlighted by Gould, who connected on 20 of 23 field goal attempts (87.0%) and 39 of his 40 extra point attempts (97.5%). Gould was named NFC Special Teams Player of the Week after making his two field goal attempts (42 & 24 yards), including the eventual game-winner in overtime against the Los Angeles Rams in Week 18. He also replaced Wishnowsky, who left due to injury, and punted for the first time since 2007, punting twice for an average of 45.0 yards and one punt downed inside the 20.

San Francisco also had a memorable performance on special teams in the 49ers NFC Divisional Round victory over the Green Bay Packers. DB Jimmie Ward blocked a Packers K Mason Crosby 39-yard field goal attempt and DL Jordan Willis blocked a Packers P Corey Bojorquez punt. S Talanoa Hufanga recovered the punt blocked by Willis, and returned it six yards for a touchdown. It marked the first time a member of the 49ers had returned a blocked punt for a touchdown in the postseason in franchise history. Gould connected on field goals of 29 and 45 yards, with his 45-yard field goal coming as time expired for a walk-off win.



In 2020, LSU's defense was led by freshman CB Eli Ricks who registered a team-high four interceptions to go along with 20 tackles. Senior OLB Andre Anthony also added 5.5 sacks and 24 tackles. In his first season with LSU in 2019, Mangin and the Tigers capped off a memorable season with a 42-25 victory over the University of Clemson to win the CFP National Championship. LSU finished 15-0, as the team allowed an average of 21.9 points per game and just 222.7 passing yards per game.

Mangin went to LSU following one season (2018) as a special teams analyst at the University of Alabama. The Crimson Tide finished the season with a 14-1 record, which included a trip to the College Football Playoff. Alabama averaged 45.6 points per game and allowed just 18.1 points per game on the year.

From 2014-17, Mangin served as the special teams coordinator and a different position coach each season at Northwestern State University, his second stint with the school, having coached as a graduate assistant special teams/tight ends coach in 2011. Throughout his time with the Demons, Mangin coached special teams players WR Ed Eagan and K Chris Moore. In 2014, Eagan set single-season school records in kickoff returns (45) and kickoff return yardage (1,045) and earned Associated Press Second-Team All-America honors as an all-purpose player and Special Teams Player of the Year honors from the College Sports Network. Eagan also finished his career as Northwestern State's all-time leader in kickoff return yardage (2,125). As a junior in 2014, Moore set school single-season records for field goal attempts (26), made extra points (42) and extra point attempts (43). As a senior in 2015, Moore connected on 16 of 19 field goal attempts and 35 of 37 extra points. He finished his career as Northwestern State's all-time leading scorer (248 points) and set the school record for career field goals (45). Northwestern State's punt coverage unit led the NCAA in punt return defense during Mangin's first season back with the school in 2014, allowing nine punt return yards all season. From 2014-15, the Demons allowed a total of 85 punt return yards.


Prior to joining Northwestern State for the second time, Mangin spent the 2012-13 seasons as a graduate assistant special teams/tight ends coach at LSU under longtime NFL special teams coach Thomas McGaughey. The Tigers saw future NFL Draft choices WR Odell Beckham, Jr. and S Tyrann Mathieu earn All-America honors as returners, with K Drew Alleman being named Second-Team All-SEC in 2012.

A native of Lewisville, TX, Mangin spent five years (2005-09) at LSU as a walk-on fullback. He graduated from LSU with a degree in education (K-12) with a concentration in kinesiology. He later earned his master's degree in sport administration from Northwestern State in 2012.

MANGIN'S BACKGROUND

YEARS	COACHING BACKGROUND	HEAD COACH
2022-current	Special Teams Quality Control/Game Management Specialist, San Francisco 49ers	Kyle Shanahan
2021	Special Teams Quality Control, San Francisco 49ers	Kyle Shanahan
2019-20	Lead Defensive Analyst, Louisiana State University	Ed Orgeron
2018	Special Teams Analyst, University of Alabama	Nick Saban
2017	Special Teams Coordinator/Defensive Ends, Northwestern State University	Jay Thomas
2016	Special Teams Coordinator/Tight Ends, Northwestern State University	Jay Thomas
2015	Special Teams Coordinator/Linebackers, Northwestern State University	Jay Thomas
2014	Special Teams Coordinator/Safeties, Northwestern State University	Jay Thomas
2012-13	Graduate Assistant Special Teams/Tight Ends, Louisiana State University	Les Miles
2011	Graduate Assistant Special Teams/Tight Ends, Northwestern State University	Bradley Dale Peveto
2005-09	*Fullback, Louisiana State University	Les Miles

* Player



MIGUEL REVELES

OFFENSIVE ASSISTANT

3RD NFL SEASON × 3RD WITH 49ERS

Miguel Reveles is entering his third season with the 49ers and second as an offensive assistant after initially joining the team in 2022 under the Bill Walsh Diversity Coaching Fellowship. He joined the 49ers after four seasons (2018-22) on the offensive staff at the University of La Verne.

Since joining San Francisco in 2022, Reveles helped the offensive unit rank first in scoring offense (26.8 points per game), fifth in total offense (382.0 yards per game), fourth in rushing offense (139.7 yards per game) and ninth in passing offense (242.4 yards per game). In his role, Reveles assists the running backs group with practice and gameplan execution. He worked with RB Christian McCaffrey, who earned AP First-Team All-Pro honors and was named Offensive Player of the Year in 2023 after leading the NFL in rushing yards (1,459), yards from scrimmage (2,023) and finishing the season tied for the most total touchdowns (21). The 49ers rushing attack has averaged 139.7 yards per game the last two seasons (2022-23), the fourth-best mark in the NFL over that span.


Prior to joining the 49ers, Reveles spent four seasons (2018-21) at the University of La Verne, serving as the offensive coordinator, quarterbacks coach and assistant head coach. He joined La Verne after multiple stints as a Bill Walsh Fellow, serving in the program with the Tennessee Titans (2021), Los Angeles Chargers (2019), Carolina Panthers (2014) and New York Jets (2013). Reveles also served as a quality control coach at the University of Arizona (2013-16) and the University of California, Berkeley (2017-18).



A native of Upland, CA, Reveles earned his bachelor's degree in liberal arts and his master's degree in leadership management from the University of La Verne. He currently resides in Sunnyvale, CA.

REVELES' BACKGROUND

YEARS	COACHING BACKGROUND	HEAD COACH
2023-current	Offensive Assistant, San Francisco 49ers	Kyle Shanahan
2022	Bill Walsh Minority Fellow, San Francisco 49ers	Kyle Shanahan
2021	Bill Walsh Minority Fellow, Tennessee Titans	Mike Vrabel
2019	Bill Walsh Minority Fellow, Los Angeles Chargers	Anthony Lynn
2018-21	Offensive Coordinator/Quarterbacks/Assistant Head Coach, University of La Verne	Chris Krich
2017-18	Special Teams Quality Control, University of California, Berkeley	Justin Wilcox
2014	Bill Walsh Minority Fellow, Carolina Panthers	Ron Rivera
2013-16	Quality Control, University of Arizona	Rich Rodriguez
2013	Bill Walsh Minority Fellow, New York Jets	Rex Ryan



ASAUNI RUFUS

OFFENSIVE QUALITY CONTROL

3RD NFL SEASON * 3RD WITH 49ERS

Asauni Rufus is in his third season as a 49ers offensive quality control coach. He joined the 49ers after spending the 2021 season as a defensive quality control coach at Vanderbilt University.

The 2023 San Francisco 49ers finished with top-five marks in total offense (398.4), scoring offense (28.9), rushing yards per game (140.5) and passing yards per game (257.9). The 49ers offense registered 491 total points and 6,773 total yards in 2023, both of which were the second-highest single-season marks in franchise history. In RB Christian McCaffrey (2,023 yards from scrimmage), WR Brandon Aiyuk (1,342 yards from scrimmage), WR Deebo Samuel (1,117 yards from scrimmage) and TE George Kittle (1,022 yards from scrimmage), the 49ers became the first team in NFL history to have a running back, two wide receivers and a tight end each post 1,000-or-more yards from scrimmage in a single season.

San Francisco's offense was led in 2022 by Aiyuk and McCaffrey, who was acquired in a mid-season trade. Aiyuk registered 1,015 receiving yards and eight touchdowns, giving him the first 1,000-yard season of his career. McCaffrey registered 1,210 scrimmage yards and 11 touchdowns after joining the team in Week 7. San Francisco saw three starting quarterbacks during the season, with rookie QB Brock Purdy becoming the team's starter in Week 13. The 49ers offense remained explosive, as the team ranked fifth in the NFL in yards per game (365.6) and averaged 5.9 yards per play, the fourth-highest mark in the league.

In 2021, Vanderbilt's defense was led by LB Anfernee Orji, who finished the season with a team-high 93 tackles, one forced fumble and one pass defensed. LB Ethan Barr and S Dashaun Jerkins each registered three interceptions on the year.

Rufus went to Vanderbilt following two seasons at the University of Notre Dame as a special teams analyst (2020) and graduate assistant (2019). The 2020 Irish special teams saw freshman RB Chris Tyree lead the ACC in kickoff return yards (456), as he averaged 20.7 yards per return. In 2019, K Jonathan Doerer made each of his 57 extra points while connecting on 17 of 20 field goals attempts, including two from 50-or-more yards. His 108 points scored on the season were the most in a single season in Notre Dame history. LS John Shannon earned the Mannelly Award following the 2019 season, given to the top snapper in the country.




A native of Bakersfield, CA, Rufus spent five years (2014-18) at the University of Nevada, where he was a defensive back for the school. he appeared in 47 games (46 starts) and finished with 340 tackles, 12 passes defensed, nine forced fumbles, four fumble recoveries and three interceptions and earned Honorable Mention All-Mountain West honors for three straight seasons (2016-18). Rufus is married to his wife, Whitney.

RUFUS' BACKGROUND

YEARS	COACHING BACKGROUND	HEAD COACH
2022-current	Offensive Quality Control, San Francisco 49ers	Kyle Shanahan
2021	Defensive Quality Control, Vanderbilt University	Clark Lea
2020	Special Teams Analyst, University of Notre Dame	Brian Kelly
2019	Graduate Assistant, University of Notre Dame	Brian Kelly
2014-18	*Defensive Back, University of Nevada	Jay Norvell/Brian Polian

* Player



DEUCE SCHWARTZ

OFFENSIVE QUALITY CONTROL

8TH NFL SEASON × 3RD WITH 49ERS

Deuce Schwartz is in his third season as a 49ers offensive quality control coach. He joined the 49ers after spending the 2021 season as a defensive analyst at the University of Missouri.

The 2023 San Francisco 49ers finished with top-five marks in total offense (398.4), scoring offense (28.9), rushing yards per game (140.5) and passing yards per game (257.9). The 49ers offense registered 491 total points and 6,773 total yards in 2023, both of which were the second-highest single-season marks in franchise history. In RB Christian McCaffrey (2,023 yards from scrimmage), WR Brandon Aiyuk (1,342 yards from scrimmage), WR Deebo Samuel (1,117 yards from scrimmage) and TE George Kittle (1,022 yards from scrimmage), the 49ers became the first team in NFL history to have a running back, two wide receivers and a tight end each post 1,000-or-more yards from scrimmage in a single season.

San Francisco's offense was led in 2022 by Aiyuk and McCaffrey, who was acquired in a mid-season trade. Aiyuk registered 1,015 receiving yards and eight touchdowns, giving him the first 1,000-yard season of his career. McCaffrey registered 1,210 scrimmage yards and 11 touchdowns after joining the team in Week 7. San Francisco saw three starting quarterbacks during the season, with rookie QB Brock Purdy becoming the team's starter in Week 13. The 49ers offense remained explosive, as the team ranked fifth in the NFL in yards per game (365.6) and averaged 5.9 yards per play, the fourth-highest mark in the league.

The 2021 Tigers defense finished the year holding opponents to 206.8 passing yards per game. DL Isaiah McGuire led the team with 6.0 sacks as DB Jaylon Carlies finished with a team-high four interceptions.

Prior to his time at Missouri, Schwartz spent one season (2020) as the assistant wide receivers coach at the University of Georgia. That season, WR George Pickens registered 36 receptions for 513 yards and a team-high six touchdown catches in just eight games played. WR Kearis Jackson finished tied for the team lead with 36 receptions and led the Bulldogs with 514 receiving yards to go along with three touchdowns.



Schwartz joined the Bulldogs after spending 2019 as a defensive quality control coach with the Cleveland Browns. Cleveland finished the season ranked seventh in the NFL, allowing 216.9 passing yards per game. The Browns registered 14 interceptions on the year, raking tied for fifth. DL Myles Garrett finished with a team-high 10.0 sacks, which ranked tied for the sixth-most in the NFL that season.

From 2017-18, Schwartz was a special teams coaching assistant with the New Orleans Saints. In 2018, K Wil Lutz finished with the fifth-highest field goal percentage in the NFL (93.3), connecting on 28 of 30 field goal attempts. Lutz's 136 points scored ranked second in the NFC and fourth in the NFL that season.

Schwartz first entered the NFL as a defensive coaching assistant with the Buffalo Bills, a role he held for two years (2015-16). The 2016 Bills allowed 223.9 passing yards per game, the sixth-best in the NFL. LB Lorenzo Alexander finished with a career-high 12.5 sacks that season. In 2015, Buffalo's 17 interceptions ranked tied for sixth in the NFL.

A native of Suffern, NY, Schwartz attended Union College (Schenectady, NY), where he played quarterback for the school in 2012.

SCHWARTZ'S BACKGROUND

YEARS	COACHING BACKGROUND	HEAD COACH
2022-current	Offensive Quality Control, San Francisco 49ers	Kyle Shanahan
2021	Defensive Analyst, University of Missouri	Elijah Drinkwitz
2020	Assistant Wide Receivers, University of Georgia	Kirby Smart
2019	Defensive Quality Control, Cleveland Browns	Freddie Kitchens
2017-18	Coaching Assistant, New Orleans Saints	Sean Payton
2015-16	Coaching Assistant, Buffalo Bills	Anthony Lynn/Rex Ryan
2012	*Quarterback, Union College	John Audino

* Player



ROBERT TURNER JR.

RUNNING BACKS

29TH NFL SEASON * 8TH WITH 49ERS

Robert Turner Jr. is in his eighth season as the 49ers running backs coach. He joined San Francisco after spending two seasons (2015-16) in the same capacity with the Atlanta Falcons. A veteran of 28 NFL seasons, Turner is responsible for overseeing three of the top nine rookie rushing seasons in the NFL since 1970 [Alfred Morris - 1,613 rushing yards in 2012 (fourth); Clinton Portis - 1,508 rushing yards in 2002 (seventh); Mike Anderson - 1,500 rushing yards in 2000 (eighth)].

The 2023 San Francisco 49ers finished with top-five marks in total offense (398.4), scoring offense (28.9), rushing yards per game (140.5) and passing yards per game (257.9). The 49ers offense registered 491 total points and 6,773 total yards in 2023, both of which were the second-highest single-season marks in franchise history. Turner Jr. once again coached RB Christian McCaffrey, who led the NFL in rushing yards (1,459), yards from scrimmage (2,023) and finished tied for the most total touchdowns (21). He became the first player since 1995 to lead the NFL in rushing yards after every week of an entire season and was named Associated Press Offensive Player of the Year, the PFWA Offensive Player of the Year, Associated Press First-Team All-Pro and selected to the Pro Bowl Games. FB Kyle Juszczyk was once again named to the Pro Bowl and finished the season with two receiving touchdowns.

In May of 2023, Turner was inducted into the Indiana Football Hall of Fame. Named a distinguished member "in recognition of his dedication and loyalty to, and excellence in the game of Indiana football," Turner was acknowledged for his long tenure at Indiana State University.

Turner spent the 2022 season as an assistant coach with San Francisco, working with the team's running backs. He tutored midseason acquisition RB Christian McCaffrey, who went on to rush for 746 yards and six touchdowns, add 52 receptions for 464 yards and four touchdowns, and earn a trip to the 2023 Pro Bowl. San Francisco's 20 rushing touchdowns on the season were the fifth-most in the NFL. Juszczyk also earned Pro Bowl honors after registering one touchdown each on the ground and through the air.

In 2021, Turner was the recipient of The PFWA's Paul "Dr. Z" Zimmerman Award given for lifetime achievement as an assistant coach in the NFL. The award is named for Zimmerman, who covered the NFL for 29 years as *Sports Illustrated's* lead pro football writer. That season, he coached rookie sixth-round draft selection RB Elijah Mitchell to team highs in rushing attempts (207) and rushing yards (963), setting the rookie franchise record for each category. Juszczyk was again named to the 2022 Pro Bowl.

In 2020, the 49ers rushed for 1,889 yards and 19 touchdowns on 437 carries. The 19 rushing touchdowns ranked tied for 10th in the NFL. RB Jeff Wilson Jr. led the team with a career-high 600 rushing yards and seven touchdowns on 126 carries (4.8 avg.). RB Raheem Mostert added 104 carries for 521 yards and two touchdowns. Additionally, Juszczyk tallied 17 carries for 64 yards and two touchdowns on the ground while adding 19 receptions for 202 yards and four touchdowns en route to his fifth-consecutive Pro Bowl selection.



The 2019 San Francisco 49ers led the NFL with 23 rushing touchdowns and ranked second in rushing yards per game (144.1). The 49ers ground attack featured three players with 500-or-more rushing yards in a single season (Mostert - 772; RB Matt Breida - 623; RB Tevin Coleman - 544) for just the second time in franchise history (1954 - three players). In 1954, three of the four members of the "Million Dollar Backfield" had more than 500 rushing yards in Joe Perry (1,049), John Henry Johnson (681) and Hugh McElhenny (515). Juszczyk was selected to the Pro Bowl for the fourth-consecutive season. In the postseason, the 49ers averaged 204.0 rushing yards per game as Mostert led the way with 336 yards and five touchdowns on 36 carries (6.3 average).

In 2018, the 49ers rushed for 1,902 yards and seven touchdowns on 423 carries. The team's 118.9 rushing yards per game ranked 13th in the NFL and seventh in the NFC in 2018. RB Matt Breida led the team with 153 carries for 814 yards (5.3 average) and three touchdowns. His 5.3 average ranked fourth in the NFL in 2018 and was the highest rushing average by a 49ers running back (minimum 100 carries) since 2006 (RB Frank Gore - 5.4 average). Additionally, Juszczyk earned Pro Bowl honors for the third-consecutive season.

In 2017, the 49ers rushed for 1,662 yards and 15 touchdowns on 408 carries. San Francisco ranked tied for seventh in the NFL in both rushing touchdowns (15) and carries of 10-or-more yards (53). Juszczyk was named to the Pro Bowl for the second-consecutive season and first time as a member of the 49ers and rookie RB Matt Breida averaged 4.43 yards per carry, ranking 10th in the NFL (minimum 100 carries).

In 2016, the Falcons ranked fifth in the league in rushing yards per game (120.5) and tied for third in the NFL with 20 rushing touchdowns. RB Devonta Freeman registered 1,079 rushing yards and 13 total touchdowns, the fifth most among running backs, to earn his second consecutive Pro Bowl selection. Freeman also ranked fifth among running backs with 54 receptions for 462 yards. Part of a two-pronged attack, RB Tevin Coleman registered 520 rushing yards, 421 receiving yards and 11 total touchdowns on the year.

In 2015, Freeman earned his first All-Pro and Pro Bowl selections as he was one of seven players to eclipse the 1,000 rushing yard mark (1,056) and tied for the NFL lead with 11 rushing touchdowns. Freeman's 1,634 total yards from scrimmage ranked fifth among all players during the 2015 season.

Prior to Atlanta, Turner spent four years (2010-13) as assistant head coach and running backs coach for Washington. In 2013, Washington ranked fifth in the NFL with 135.3 rushing yards per game and finished with 61 rushes of 10-or-more yards, the fourth most in the league. Morris finished the year ranked fourth in the NFL with 1,275 rushing yards to earn his first career Pro Bowl berth.

In 2012, Washington set a franchise record with 2,709 rushing yards, led the NFL 169.3 rushing yards per game and ranked second in yards per carry (5.22) and rushing touchdowns (22). Turner helped Morris set a franchise record with 1,613 rushing yards, as a rookie. Morris' 1,613 rushing yards were the fourth most by rookie in NFL history (Eric Dickerson - 1,808 yards in 1983; George Roberts - 1,674 yards in 1981; Ezekiel Elliot - 1,631 yards in 2016).

In 2011, Turner oversaw the development of rookie RBs Roy Helu and Evan Royster. Helu finished the year as the team's leading rusher with 640 yards, the second-highest yardage total among rookies that season. In Weeks 12-14, Helu became the first rookie running back in Washington history to post three consecutive 100-yard games. In weeks 16 and 17, Royster rushed for more than 100 yards in each game, making Helu and Royster the first rookie running back tandem in NFL history to each post consecutive 100-yard rushing games in a season.

During his first season in Washington, Turner helped develop RB Ryan Torain into a feature back as he posted career highs in attempts (164), rushing yards (742) and touchdowns (four). Under Turner, Torain ran for 172 yards against Tampa Bay in Week 14, the 10th-highest total in Washington's history.

Turner came to Washington after spending the previous 15 seasons (1995-2009) as the running backs coach of the Denver Broncos, where he was part of teams that earned two Super Bowl championships (Super Bowl XXXII and Super Bowl XXXIII), three AFC West titles (1996, 1998, 2005) and seven playoff berths (1996-98, 2000, 2003-05).

Turner worked with 2017 NFL Hall of Fame inductee RB Terrell Davis, who was named AP Most Valuable Player (1998) and AP Offensive Player of the Year (1996, 1998) while helping lead the Broncos to back-to-back Super Bowl titles. During his 7-year (1995-2001) NFL career, all under Turner's tutelage, Davis rushed for 7,607 yards and 60 touchdowns, while delivering 1,140 rushing yards and 12 touchdowns in only eight playoff games.

Davis' 97.5 rushing yards per game in the regular season is the third-highest total in league history among running backs who recorded rushing attempts in at least 75 games, while his 142.5 rushing yards per game in the postseason is the highest average in league history for running backs who had registered rushing attempts in at least five playoff games.

During his 15 seasons in Denver, the Broncos produced the most rushing yards (32,829) and the most total yards (86,523) in the NFL. Over that span, six different running backs rushed for at least 1,000 yards in a single season, including Davis (four times), Tatum Bell, Reuben Droughns, Clinton Portis (twice), Mike Anderson (twice) and Olandis Gary. Additionally, Turner helped Denver become the only franchise since the inception of the common NFL Draft in 1967 to have two undrafted rookies reach 500 rushing yards in the first season with Selvin Young (2007) and Mike Bell (2008) accomplishing the feat in back-to-back seasons.

Turner helped the Broncos record 11 individual 1,000-yard rushing seasons during his tenure, a total that includes a four-year streak of having a different 1,000-yard rusher each year (2003-06). Under Turner, the Broncos ranked among the NFL's top five in rushing during 10 of his 15 seasons, with 16 different running backs posting at least one 100-yard rushing game in the regular season or playoffs.

In 2005, the trio of Mike Anderson, Tatem Bell and Ron Dayne helped Denver rank second in the NFL in runs of 50 yards-or-more (four) and fourth in the league in runs of 10 yards-or-more (60), while setting a franchise record for most rushing first downs (145).

Before his arrival in Denver, Turner was assistant head coach, offensive coordinator and running backs coach for four seasons (1991-94) at Purdue. During his tenure, the Boilermakers running game and entire offense improved each season, going from 106th in the nation in 1990 to 12th in 1994, a season in which the team rushed for a school record 36 rushing touchdowns. That year, Turner guided All-Big Ten second-team selection Mike Alstott (1,188 yards and 14 TDs), the school's first 1,000-yard rusher since 1976. In 1991, Turner coached the Big Ten Freshman of the Year RB Corey Rogers.

Prior to Purdue, Turner served as the running backs coach for two seasons (1989-90) at Ohio State University, during which time the Buckeyes went to two bowl games and had one of the most prolific running games in the Big Ten.

Turner's 1990 backfield was highlighted by Big Ten and National Freshman of the Year Robert Smith, who finished the season with 1,126 yards and eight touchdowns. In 1989, the Buckeyes led the Big Ten in rushing yards per game (241.0), total offense (418.1 yards per game) and scoring (29.5).

Before his stint at Ohio State, Turner coached the running backs at Fresno State (1983-88) and at his alma mater, Indiana State (1975-82). At Fresno State, he coached future pros RB Lavale Thomas (Packers), RB Anthony Mosley (Bears) and RB Aaron Craver (Dolphins, Broncos, Chargers, Saints).

Turner began his collegiate coaching career at Indiana State, where he spent eight years (1975-82) on staff. He began as running backs and quarterbacks coach while also working as the team's strength and conditioning coordinator in 1975. In 1976, Turner became defensive backs coach in addition to strength and conditioning coordinator for two seasons before working as the team's running backs coach and special teams coordinator for four years (1978-81). During his final year at Indiana State in 1982, he coached defensive backs and served as special teams coordinator.

During his tenure on Indiana State's coaching staff, Turner recruited and coached two All-American defensive backs in Wayne Davis (1984) and Vencie Glenn (1985), both of whom went on to be second round draft picks. He also helped ISU running back Vincent Ailen post a 1,000-yard rushing season (1,022) in 1975.

Turner began his coaching career at Haworth (Kokomo, IN) High School as an assistant with the football and basketball teams from 1972-74.

A native of East Chicago, IN, Turner was an all-conference defensive back at Indiana State, where he played both football and basketball. Turner ranks tied for second in school history with 16 career interceptions (returning two for touchdowns), including nine in 1969, which is tied for second most in a single season in school history. He earned his bachelor's degree from Indiana State in health and physical education in 1972 before receiving his master's degree from the school in education/administration in 1976.

Turner attended East Chicago Washington High School, where he played four sports (football, basketball, baseball and track). In 1993 he was inducted into the Indiana High School Basketball Hall of Fame Silver Anniversary Team and was selected to the East Chicago Sports Hall of Fame in 1999.

Turner and his wife, Kimberly, have three daughters: Nacole, Krishna and Kiaana.

TURNER JR.'S BACKGROUND

YEARS	COACHING BACKGROUND	HEAD COACH
2017-current	Running Backs, San Francisco 49ers	Kyle Shanahan
2015-16	Running Backs, Atlanta Falcons	Dan Quinn
2010-13	Assistant Head Coach/Running Backs, Washington	Mike Shanahan
1995-2009	Running Backs, Denver Broncos	Josh McDaniels/Mike Shanahan
1991-94	Assistant Head Coach/Offensive Coordinator/Running Backs, Purdue University	Jim Colletto
1989-90	Running Backs, Ohio State University	John Cooper
1983-88	Running Backs, Fresno State	Jim Sweeney
1982	Defensive Backs/Special Teams Coordinator, Indiana State University	Dennis Raetz
1979-81	Running Backs/Special Teams Coordinator, Indiana State University	Dennis Raetz/Dick Jamieson
1978	Running Backs, Indiana State University	Dick Jamieson
1976-77	Defensive Backs/Strength & Conditioning Coordinator, Indiana State University	Tom Harp
1975	Running Backs/Quarterbacks/Strength & Conditioning Coordinator, Indiana State University	Tom Harp
1972-74	Assistant Coach, Haworth (Kokomo, IN) High School	John Bingaman
1968-71	*Defensive Back, Indiana State University	Jerry Huntsman

* Player



JACOB WEBSTER

DEFENSIVE QUALITY CONTROL

2ND NFL SEASON * 2ND WITH 49ERS

Jacob Webster is in his second season as a 49ers defensive quality control coach. He joined the 49ers after spending the 2022 season as a graduate assistant at the University of Wisconsin where he worked with the team's offense.

The 2023 San Francisco 49ers defense finished in the top-10 in the NFL in total defense (303.9) and rushing defense (89.7), tied for first in interceptions (22) and tied for the seventh-most sacks (48). Webster worked with LB Fred Warner, who earned Associated Press First-Team All-Pro honors and was selected to the Pro Bowl Games after leading the linebacker unit with a team-high 132 tackles, 11 passes defended, four interceptions, four forced fumbles and 2.5 sacks. LB Dre Greenlaw added 120 tackles, 1.5 sacks and four passes defended.

In 2022, the Badgers offense averaged over 26.0 points per game, accumulated 4,727 total yards and 2,607 rushing yards. Badgers RB Braelon Allen eclipsed the 1,000-yard mark for the second-consecutive season after he registered 1,242 yards over 12 games, including seven games with at least 100 rushing yards. Badgers QB Graham Mertz started all 12 games and registered career-highs in yards (2,136) and touchdowns (19). Webster also worked extensively with OL Joe Tippmann, who was a second round (43rd overall) pick for the New York Jets in the 2023 NFL Draft.

Before his time at Wisconsin, Webster spent two years at the University of Missouri, serving as a defensive graduate assistant (2021) and an offensive volunteer (2020) for the program. During his first season with the Tigers, Webster worked with the quarterbacks and helped QB Connor Bazelak earn SEC Co-Freshman of the Year honors after he passed for 2,366 yards and seven touchdowns in 10 games.



A native of Nashville, TN, Webster attended the University of Tennessee at Chattanooga, where he played tight end for the school and earned his bachelor's degree in business administration and management. His father was previously the general manager of the Tennessee Titans (2012-2015).

WEBSTER'S BACKGROUND

YEARS	COACHING BACKGROUND	HEAD COACH
2023-current	Defensive Quality Control, San Francisco 49ers	Kyle Shanahan
2022	Offensive Graduate Assistant, University of Wisconsin	Jim Leonhard/Paul Chryst
2021	Defensive Graduate Assistant, University of Missouri	Elijah Drinkwitz
2020	Offensive Volunteer, University of Missouri	Elijah Drinkwitz
2016-19	*Tight End, University of Tennessee at Chattanooga	Tom Arth/Rusty Wright

* Player



K.J. WRIGHT

DEFENSIVE QUALITY CONTROL

12TH NFL SEASON (11 PLAYING/1 COACHING) × 1ST WITH 49ERS

K.J. Wright is entering his first season with the 49ers as a defensive quality control coach. He joined the 49ers after an 11-year NFL playing career.

Originally drafted in the fourth round (99th overall) of the 2011 NFL Draft by the Seattle Seahawks, Wright spent 11 seasons in the NFL with the Seahawks (2011-20) and Las Vegas Raiders (2021). He appeared in 161 games (148 starts) and registered 985 tackles, 13.5 sacks, 54 passes defended, six interceptions, 11 forced fumbles and nine fumble recoveries. Wright was named to the 2017 Pro Bowl after he tallied 126 tackles, 4.0 sacks, five passes defended, one forced fumble and one fumble recovery in 2016. He helped the Seahawks win two of the franchise's three NFC Championships (2013 & 2014) and defeat the Denver Broncos in Super Bowl XLVIII.


A native of Olive Branch, MS, Wright attended Mississippi State University for four seasons (2007-10) where he appeared in 47 games (35 starts) and registered 259 tackles, 9.0 sacks, 14 passes defended, three forced fumbles and three fumble recoveries.



WRIGHT'S BACKGROUND

YEARS	COACHING BACKGROUND	HEAD COACH
2024-current	Defensive Quality Control, San Francisco 49ers	Kyle Shanahan
2021	*Linebacker, Las Vegas Raiders	Jon Gruden
2011-20	*Linebacker, Seattle Seahawks	Pete Carroll
2007-10	*Linebacker, Mississippi State University	Sylvester Croom/Dan Mullen

*Player



PATRICK HAGEDORN

ASSISTANT TO THE HEAD COACH


8TH NFL SEASON * 8TH WITH 49ERS

Patrick Hagedorn is in his eighth season with the 49ers and third as the assistant to the head coach. He spent the previous four seasons (2017-20) as the team's assistant to the coaching staff.

Hagedorn joined San Francisco after serving as the director of football operations at Elon University for two seasons (2015-16). Prior to his time at Elon, he was the graduate assistant for operations and recruiting at Ball State University.

Hagedorn also worked as an undergraduate student football manager while attending Ball State (2012-2013).

A native of Tell City, IN, Hagedorn graduated from Ball State with a degree in sport administration.



MAX MOLZ

COACHING OPERATIONS ASSISTANT

2ND NFL SEASON * 2ND WITH 49ERS

Max Molz is in his second season as the 49ers coaching operations assistant. He joins the 49ers after spending the previous three seasons (2020-22) with the University of Missouri football program as the associate director of operations. Molz also worked one season (2019) as the football operations graduate assistant at Missouri while earning his master's degree in positive coaching and athletic leadership.

Prior to his time at Missouri, Molz worked as an undergraduate student baseball manager while attending Saint Mary's College of California (2014-18).

A native of Pleasanton, CA, Molz graduated from Saint Mary's College of California with a bachelor's degree in political science.

SAN FRANCISCO 49ERS PRONUNCIATION GUIDE

PLAYERS	PRONUNCIATION	PLAYERS	PRONUNCIATION	COACHES	PRONUNCIATION
Brandon Aiyuk	EYE–yook	Darrell Luter Jr.	duh–RELL	Brian Fleury	FLURRY
Ji’Ayir Brown	jye–YEAR	Briason Mays	BRY–sun	Chris Foerster	FURR–stir
Maliek Collins	muh–LEEK	Malik Mustapha	MAL–ick	Kris Kocurek	KO–SIR–ick
Kalia Davis	kuh–LEE–uh	Sam Okuayinonu	oh–KOO–wah–new	Asauni Rufus	uh–SAW–knee, ROO–fuss
Yetur Gross–Matos	YEE–tore, gross–MAH–tose	Dominick Puni	poo–knee		
Javon Hargrave	JAY–vonn	Eric Saubert	SAW–bert		
Talanoa Hufanga	tal–uh–NOE–uh,	Ambry Thomas	AM–bree		
who–FAWN–guh		Charvarius Ward	charr–VEAR–ee–us		
Kyle Juszczyk	YOOZ–check	Mitch Wishnowsky	wish–NOW–ski		
Cameron Latu	LAH–two	Isaac Yiadom	YEAH–dum		
Deommodore Lenoir	dee–AH–mo–door, luh–NOOR	Nick Zakelj	zuh–CAL		

ALL-TIME COACHES

ADEGOKE, Stephen – (Mississippi State)
 Defensive Quality Control – 2022

ALBERT, Frank C., (Frankie) – (Stanford)
 Head Coach – 1956–58
 Assistant/Backfield Tutor – 1955

ALSMAN, Ed – (Washington)
 Special Teams – 1976–77

ANDERSON, Roy – (Howard)
 Assistant Defensive Backs – 2016

ATKINS, Bill – (Auburn)
 Defensive Secondary – 1976

ATTAWAY, Jerry – (Sacramento State)
 Physical Development Coordinator – 1983–2004

AUSTIN, Miles – (Monmouth)
 Offensive Quality Control – 2019

AZZINARO, Jerry – (American International)
 Defensive Line – 2016

BANASZEK, Cas – (Northwestern)
 Assistant Offensive Line – 1981

BARNES, Michael – (New York–Cortland)
 Strength Development – 1994–2000

BARRY, Butch – (Central Michigan)
 Assistant Offensive Line – 2021

BARRY, Joe – (Southern California)
 Defensive Quality Control – 2000

BATTA, Tom – (Kent State)
 Tight Ends – 1999–2002

BEAKE, Chris – (Air Force)
 Offensive Assistant – 2010
 Offensive Assistant – 2003
 Defensive Assistant – 2000–02
 Defensive Quality Control – 1999

BEARD, Ed – (Tennessee)
 Linebackers – 1974–77
 Special Teams/Asst. Linebackers – 1973

BENGSTON, Phil – (Minnesota)
 Defensive Coach – 1951–58

BENTON, John – (Colorado State)
 Offensive Line – 2017–20

BETTCHER, James – (St. Francis (IN))
 Senior Defensive Assistant/Running Game Specialist – 2021

BIBLE, Dana – (Cincinnati)
 Senior Analyst – 2016

BICKNELL, Bob – (Boston College)
 Wide Receivers – 2016

BOARD, Dwaine – (North Carolina A&T)
 Defensive Line – 1994–2002
 Defensive Line Asst. – 1990–93

BOLDIN, D.J. – (Wake Forest)
 Offensive Assistant – 2014–15

BOWDEN, Joe – (Oklahoma)
 Inside Linebackers – 2016

BROOKS, Rich – (Oregon State)
 Special Teams/Defensive Backs – 1974–75

BROWN, Cameron – (Case Western)
 Defensive Quality Control – 2023–Current

BROWN, Greg – (UTEP)
 Defensive Backs – 1999

BROWN, Ray – (Arkansas State)
 Assistant Offensive Line – 2010

BROWN, Scott – (Adams State)
 Defensive Line – 2015

BULLOCKS, Daniel – (Nebraska)
 Defensive Passing Game Specialist/Nickels – 2023–Current
 Defensive Backs – 2023
 Safeties – 2019–22
 Assistant Defensive Backs – 2017–18

CARLISLE, Duane – (Maryland)
 Strength & Conditioning – 2008–10
 Asst. Strength & Conditioning – 2005–07

CARR, Jimmy – (Morris Harvey)
 Defensive Backs – 1978

CARROLL, Pete – (Pacific)
 Defensive Coordinator – 1995–96

CAVANAUGH, Matt – (Pittsburgh)
 Quarterbacks – 1996

CHRISTIAN, Jamie – (Central Washington)
 Defensive Quality Control – 2003–04

CHRISTIANSEN, Jack – (Colorado State)
 Head Coach – 1963–67
 Defensive Backs – 1959–63

CHRISTIANSON, Michael – (Western Oregon)
 Offensive Ast./Coord. Football Technology – 2012
 Coord. Football Information/Quality Control – 2011

CHRISTOFF, A. J. – (Idaho)
 Secondary – 2005

CHRYST, GEEP – (Princeton)
 Offensive Coordinator – 2015
 Quarterbacks – 2011–14

CIGNETTI, Frank – (Indiana University (PA))
 Quarterbacks – 2007

CLARK, Monte – (Southern California)
 Head Coach – 1976

CLAY, Michael – (Oregon)
 Assistant Special Teams – 2016, 2018–20
 Assistant Strength & Conditioning – 2017

CLEMMONS, Cameron – (Western Kentucky)
 Assistant Offensive Line – 2024–Current

COLCHICO, Dan – (San Jose State)
 Assistant Coach – 1967

COSLET, Bruce – (Pacific)
 Tight Ends – 1980

COZZETTO, Dan – (Idaho)
 Tight Ends – 2004

CREGG, James – (Colorado State)
 Assistant Offensive Line – 2022–23

CURRY, Ronald – (North Carolina)
 Wide Receivers – 2015
 Offensive Assistant – 2013–14

DAHLEN, Neal – (San Jose State)
 Coaching Administrator – 1979–95

DAVID, Jim – (Colorado State)
 Defensive Backs – 1964–66

DAVIS, Billy – (Cincinnati)
 Defensive Coordinator – 2005–06

DAVIS, Reggie – (Washington)
 Offensive Line – 2014
 Tight Ends – 2011–13

DAY, Ryan – (New Hampshire)
 Quarterbacks – 2016

DAY, Shane – (Kansas State)
 Quality Control – 2007–09
 Quarterbacks – 2019–20

DEHAVEN, Bruce – (Southwestern College)
 Special Teams – 2000–02

DONATELL, Ed – (Glenville State)
 Secondary – 2011–14

DREVNO, Tim – (Cal State Fullerton)
 Offensive Line – 2011–13

DUNCAN, Mark – (Denver)
 Defensive Backs – 1955–62

EMANUEL, Gary – (Plymouth State)
 Defensive Line – 2005–06

EMBREE, Jon – (Colorado)
 Assistant Head Coach/Tight Ends – 2017–21

EMBREE, Taylor – (UCLA)
 Offensive Quality Control – 2017–19

ENGRAM, Bobby – (Penn State)
 Offensive Assistant – 2011

ENRIGHT, Dick – (Southern California)
 Offensive Line – 1976

ERBER, Lew – (Montana State)
 Blocking/Kicking – 1975

ERDELATZ, Eddie – (St. Mary's)
 Assistant – 1948–49

ERICKSON, Dennis – (Montana State)
 Head Coach – 2003–04

EVEREST, Al – (Southern Methodist)
 Special Teams Coordinator – 2007–09

EVERO, Ejiro – (UC–Davis)
 Defensive Assistant – 2014–15
 Offensive Assistant – 2012–13
 Quality Control – 2011

FANGIO, Vic – (East Stroudsburg)
 Defensive Coordinator – 2011–14

FIPP, Dave – (Arizona)
 Assistant Special Teams – 2008–10

FISHER, Jeff – (Southern California)
 Defensive Backs – 1992–93

FLAHERTY, Pat – (East Stroudsburg)
 Offensive Line – 2016

FLEURY, Brian – (Towson)
 Tight Ends – 2022–Current
 Offensive Quality Control – 2020–21
 Defensive Quality Control – 2019

FLOWERS, Richmond – (Duke)
 Offensive Assistant – 2014

FOERSTER, Chris – (Colorado State)
 Run Game Coordinator/Offensive Line – 2022–Current
 Offensive Line – 2021
 Assistant Offensive Line – 2020
 Offensive Line – 2015
 Offensive Line – 2008–09

FRANKLIN, Aubray – (Tennessee)
 Defensive Assistant – 2015

FRANKLIN, Chet – (Utah)
 Defensive Backs – 1974
 Special Teams – 1971–73

GANSZ, Frank – (Navy)
 Special Teams – 1978

GASE, Adam – (Michigan State)
 Offensive Assistant – 2008

GERHART, Doug – (Occidental)
 Quarterbacks/Running Backs – 1977
 Quarterbacks/Receivers – 1976

GIDDINGS, Mike – (California)
 Linebackers – 1968–73

GRAVES, Joe – (Southeastern Louisiana)
 Assistant Offensive Line – 2022–Current

GREEN, Dennis – (Iowa)
 Receivers – 1986–88
 Receivers/Special Teams – 1979

GRIESE, Brian – (Michigan)
 Quarterbacks – 2022–Current

GRUDEN, Jon – (Dayton)
 Offensive Quality Control – 1990

HACKETT, Paul – (UC Davis)
 Quarterbacks/Receivers – 1983–85

HAFLEY, Jeff – (Siena)
 Defensive Backs – 2016–18

HAMILTON, Pep – (Howard)
 Offensive Assistant/Quarterbacks coach – 2006

HANKERSON, Leonard – (Miami)
 Wide Receivers – 2022–Current
 Offensive Quality Control – 2021

ALL-TIME COACHES

HANSEN, Peter – (Arizona)
 Defensive Assistant/Outside Linebackers – 2013
 Defensive Assistant/Quality Control – 2011–12

HARBAUGH, Jim – (Michigan)
 Head Coach – 2011–14

HARPER, Matthew – (Oregon)
 Assistant Special Teams – 2021–Current

HARRIS, Al – (Arizona State)
 Pass Rush Specialist – 2009–10

HARRIS, Bishop – (North Carolina College)
 Running Backs – 2005–07

HART, Tommy – (Morris Brown)
 Defensive Assistant – 1983–1991

HAYES–STOKER, Andrew – (Texas Christian)
 Assistant Defensive Backs – 2023–Current
 Defensive Quality Control – 2021–22

HECKER, Norb – (Baldwin–Wallace)
 Linebackers – 1980–86
 Defensive Backs – 1979

HEINRICH, Don – (Washington)
 Quarterbacks/Receivers – 1974–75
 Defensive Secondary – 1971–73

HENRY, Adam – (McNeese State)
 Wide Receivers – 2015

HICKEY, W., Howard “Red” – (Arkansas)
 Head Coach – 1959–63
 Offensive Backs/Ends – 1955–58

HIGHTOWER, Richard – (Texas)
 Special Teams Coordinator – 2017–21
 Assistant Special Teams – 2015

HILL, Jaime – (San Francisco State)
 Defensive Quality Control – 1997–98

HOENER, Pete – (Bradley)
 Tight Ends – 2005–10

HOLLAND, Johnny – (Texas A&M)
 Linebackers – 2021–Current
 Run Game Specialist/Outside Linebackers – 2018–20
 Linebackers – 2017

HOLLWAY, Bob – (Michigan)
 Defensive Line – 1975

HOLMGREN, Mike – (Southern California)
 Offensive Coordinator/Quarterbacks – 1989–91
 Quarterbacks – 1986–88

HOLMOE, Tom – (Brigham Young)
 Defensive Backs – 1994–95

HOLOVAK, Mike – (Boston College)
 Offensive Backfield – 1969

HOSTLER, Jim – (Indiana, PA)
 Quarterbacks – 2005–06
 Offensive Coordinator – 2007

HUGHES, Ed – (Tulsa)
 Chief of Offense/Backs – 1968–70

JACKSON, Carl – (Prairie View A&M)
 Running Backs – 1992–96

JACKSON, Greg – (Louisiana State)
 Assistant Secondary – 2011–14

JACKSON, Milt – (Tulsa)
 Special Teams/Wide Receivers – 1980–82

JOHNSON, Bill – (Tyler JC)
 Chief of Offense – 1955–67

JOHNSON, Brian – (Louisiana State)
 Strength & Conditioning Assistant – 2015–16

JOHNSON, Marquis – (Prairie View A&M)
 Assistant Strength & Conditioning – 2017–18

JOHNSON, Mike – (Akron)
 Offensive Coordinator – 2010
 Quarterbacks – 2009–10

JOHNSON, Taylor – (UC–Davis)
 Strength & Conditioning Assistant – 2015–16

JONES, Terrell – (San Jose State)
 Strength Development Coordinator – 2000–04

JOSEPH, Vance – (Colorado)
 Secondary Assistant – 2005–10

KELLY, Chip – (New Hampshire)
 Head Coach – 2016

KIFFIN, Chris – (Colorado State)
 Pass Rush Specialist – 2018–19

KIRKSEY, Larry – (Eastern Kentucky)
 Receivers – 1994–99

KNAPP, Greg – (Sacramento State)
 Offensive Coordinator – 2001–03
 Quarterbacks – 1998–2000
 Offensive Quality Control – 1995–97

KOCUREK, Kris – (Texas Tech)
 Defensive Line – 2019–Current

KUBIAK, Gary – (Texas A&M)
 Quarterbacks – 1994

KUBIAK, Klay – (Colorado State)
 Offensive Passing Game Specialist – 2024–Current
 Assistant Quarterbacks – 2022–23
 Defensive Quality Control – 2021

KUBIAK, Klint – (Colorado State)
 Offensive Passing Game Specialist – 2023

KWAN, Stan – (San Diego State)
 Assistant Special Teams – 2017–20

LaFLEUR, Mike – (Elmhurst)
 Passing Game Coordinator – 2019–20
 Wide Receivers/Passing Game Coordinator – 2018
 Wide Receivers/Passing Game Specialist – 2017

LAPPANO, Tim – (Idaho)
 Running Backs – 2003–04

LAVAN, Al – (Colorado State)
 Running Backs – 1989–90

LAWSON, Jim – (Stanford)
 Assistant – 1946–54

LEAVITT, Jim – (Missouri)
 Linebackers – 2011–14

LEGGETT, Earl – (Louisiana State)
 Defensive Line – 1978

LEWIS, Sherman – (Michigan State)
 Receivers – 1989–91
 Running Backs – 1983–88

LEWIS, Tim – (Pittsburgh)
 Secondary – 2015

LITTLE, Steve – (Iowa State)
 Physical Development Asst. – 1993

LOGAN, Steve – (Tulsa)
 Quarterbacks – 2015

LOMBARDI, Mick – (Fordham)
 Senior Offensive Assistant – 2024–Current
 Offensive Quality Control – 2016
 Defensive Assistant – 2015
 Offensive Assistant – 2014

LOWRY, Alan – (Texas)
 Special Teams – 1992–95

LUKABU, Tem – (Colgate)
 Defensive Quality Control – 2016–17

LYNN, Johnnie – (UCLA)
 Special Asst. to Head Coach/Secondary – 2009–10
 Secondary – 2006–08
 Defensive Backs – 1996

LYNN, Anthony – (Texas Tech)
 Assistant Head Coach/Running Backs – 2022–23

LYNN, Ron – (Mount Union)
 Secondary – 2004

MAC DUFF, Larry – (Oklahoma)
 Special Teams Coordinator – 2003–06

MANGIN, August – (Louisiana State)
 Special Teams Quality Control/Game Management Specialist – 2022–Current
 Special Teams Quality Control – 2021

MANGINI, Eric – (Wesleyan)
 Defensive Coordinator – 2015
 Tight Ends – 2014
 Senior Offensive Consultant – 2013

MANUSKY, Greg (Colgate)
 Defensive Coordinator – 2007–10

MARIUCCI, Steve – (Northern Michigan)
 Head Coach – 1997–02

MARSHALL, John – (Washington State)
 Defensive Coordinator – 1997–98
 Linebackers – 1994–96
 Defensive Line – 1989–93

MARTZ, Mike – (Fresno State)
 Offensive Coordinator – 2008

MATTHEWS, Billie – (Southern)
 Running Backs – 1979–82

MAXIE, Brett – (Texas Southern)
 Secondary – 2002–03
 Assistant Secondary – 2000–01
 Defensive Assistant – 1999

McADOO, Ben – (Indiana, PA)
 Assistant Offensive Line/Quality Control – 2005

McCARTHY, Mike – (Baker)
 Offensive Coordinator – 2005

McCARTNEY, T.C. – (Louisiana State)
 Offensive Assistant – 2015, 2017–18

McCULLLEY, Pete – (Louisiana Tech)
 Head Coach – 1978

McDANIEL, Mike – (Yale)
 Offensive Coordinator – 2021
 Run Game Coordinator – 2018–20
 Run Game Specialist – 2017

McGAUGHEY, JR., Thomas – (Houston)
 Special Teams Coordinator – 2015

McKITTRICK, Bobb – (Oregon State)
 Offensive Line – 1979–99

McMACKIN, Greg – (Southern Oregon)
 Associate Head Coach/Linebackers – 2003–04

McPHERSON, Bill – (Santa Clara)
 Linebackers/Defensive Line/
 Defensive Coordinator/Asst. Head
 Coach/Defensive Asst. – 1979–98

MEYER, Ken – (Denison)
 Head Coach – 1977
 Offensive Backfield – 1968

MICHAEL, Jason – (Western Kentucky)
 Quarterbacks – 2010
 Offensive Assistant – 2009–10

MILLER, Burnie – (Wofford)
 Defensive Backs – 1970

MODKINS, Curtis – (Texas Christian)
 Offensive Coordinator – 2016

MORA, Jim – (Washington)
 Defensive Coordinator – 1999–2003
 Defensive Backs – 1997–98

MORNHINWEG, Marty – (Montana)
 Offensive Coordinator – Quarterbacks – 1997–98

MORRIS, Pat – (Southern California)
 Offensive Line – 1999–03
 Tight Ends/Assistant Offensive Line – 1997–98

MORTON, John – (Western Michigan)
 Wide Receivers – 2011–14

MUDD, Howard – (Hillsdale)
 Offensive Line – 1977

MYERS, Jack – (UCLA)
 Assistant – 1963

NATHAN, Tony – (Alabama)
 Running Backs – 2008

NIXON, Jeff – (Penn State)
 Tight Ends – 2016

ALL-TIME COACHES

NOLAN, Dick – (Maryland)
Head Coach – 1968–75

NOLAN, Mike – (Oregon)
Head Coach – 2005–08

NORI, Mark (Boston College)
Offensive Assistant/Offensive Line – 2007

O’CONNELL, Kevin – (San Diego State)
Special Projects – 2016

O’CONNOR, Fred – (East Stroudsburg State)
Head Coach (final seven games) – 1978
Offensive Coordinator – 1978

O’NEIL, Jim – (Towson)
Defensive Coordinator – 2016

ODEN, Tony – (Baldwin–Wallace)
Defensive Backs/Cornerbacks – 2020

OGHOBAASE, Vince – (Duke)
Assistant Defensive Line – 2016–17

OLSON, Greg – (Central Washington)
Quarterbacks – 2001

OLSON, Rich – (Washington State)
Quarterbacks – 2004

PARIANI, Brian – (UCLA)
Offensive Coaches Assistant – 1992–94

PARKER, Johnny – (Mississippi)
Strength and Conditioning – 2005–07

PELINI, Mark (Bo) – (Ohio State)
Defensive Assistant – 1994–96

PENDERGAST, Clancy – (Arizona)
Linebackers – 2015

PERRY, Dustin – (Western Michigan)
Head Strength & Conditioning – 2019–Current
Assistant Strength & Conditioning – 2017–18

PERRY, Joe – (Compton JC)
Kicking/Game Scout – 1968–69

PETERS, Floyd – (San Francisco State)
Defensive Line – 1976–77

QUINN, Dan – (Salisbury State)
Defensive Line – 2003–04
Defensive Quality Control – 2001–02

RADAKOVICH, Dan – (Penn State)
Defensive Coordinator/Linebackers – 1978

RATHMAN, Tom – (Nebraska)
Running Backs – 2009–16
Running Backs – 1997–2002
Running Backs/Tight Ends Asst. – 1996

RAYE, Jimmy – (Michigan State)
Offensive Coordinator – 2009–10
Receivers – 1977

REESE, Floyd – (UCLA)
Strength & Conditioning – 1978

REVELES, Miguel – (La Verne)
Offensive Assistant – 2023–Current

RHODES, Ray – (Tulsa)
Defensive Coordinator – 1994
Defensive Backs – 1983–91
Asst. Defensive Backs – 1981–82

ROBINSON, Willy – (Fresno State)
Defensive Coordinator – 2004

RODGERS, Jeff – (North Texas)
Special Teams Assistant – 2003–07

ROMAN, Greg – (John Carroll)
Offensive Coordinator – 2011–14

RUFFO, Al – (Santa Clara)
Assistant Coach – 1946–47

RUFUS, Asauni – (Nevada)
Offensive Quality Control – 2022–Current

RUTENBERG, Mike – (Cornell)
Passing Game Specialist – 2020

RYANS, DeMeco – (Alabama)
Defensive Coordinator – 2021–22
Inside Linebackers – 2018–20
Defensive Quality Control – 2017

SALEH, Robert – (Northern Michigan)
Defensive Coordinator – 2017–20

SCANGARELLO, Rich – (Sacramento State)
Quarterbacks – 2021
Quarterbacks – 2017–18

SCHMIDT, Kurt – (Wisconsin–Lacrosse)
Strength, Conditioning & Nutrition Asst. – 2013–16

SCHNEIDER, Brian – (Colorado State)
Special Teams Coordinator – 2022–Current

SCHOLZ, Dave – (Wisconsin–Milwaukee)
Strength, Nutrition & Conditioning Asst. – 2012

SCHOTTHENHEIMER, Kurt – (Miami)
Special Teams Coordinator – 2010

SCHWARTZ, Deuce – (Union)
Offensive Quality Control – 2022–Current

SCOLA, Joe – (Dartmouth)
Offensive Assistant – 2015

SCOVIL, Doug – (Pacific)
Offensive Backs – 1971–75
Special Teams – 1970

SEELY, Brad – (South Dakota State)
Asst. HC/Special Teams Coordinator – 2011–14

SEIFERT, George – (Utah)
Head Coach – 1989–96
Defensive Coordinator – 1983–88
Secondary – 1980–82

SHANAHAN, Kyle – (Texas)
Head Coach – 2017–Current

SHANAHAN, Mike – (Eastern Illinois)
Offensive Coordinator/Quarterbacks – 1992–94

SHAW, Bob – (Ohio State)
Assistant Coach – 1959

SHAW, Lawrence “Buck” – (Notre Dame)
Head Coach – 1946–54

SHERMAN, Ray – (Fresno State)
Receivers – 1992–93
Running Backs – 1991

SHOFNER, Jim – (Texas Christian)
Defensive Backs – 1977
Receivers/Quarterbacks – 1970–73
Defensive Backs – 1967–69

SIMMONS, Al – (Cal State–Hayward)
Secondary – 2004
Assistant Secondary – 2003

SINGLETARY, Mike – (Baylor)
Head Coach – 2009–10
Assistant Head Coach/Linebackers – 2005–08

SINGLETARY, Vantz – (Kansas State)
Inside Linebackers – 2009–10

SLOWIK, Bobby – (Michigan Tech)
Offensive Passing Game Coordinator – 2022
Offensive Passing Game Specialist – 2021
Offensive Assistant – 2019–20
Defensive Quality Control – 2017–18

SMITH, Gregg – (Idaho)
Assistant Head Coach/Offensive Line – 2004
Assistant Head Coach/Tight Ends – 2003

SMITH, Richard – (Fresno State)
Linebackers – 1997–02

SMITH, Tracy – (Louisiana State)
Special Teams Assistant – 2012–14

SOLARI, Mike – (San Diego State)
Offensive Line – 2010–2014
Tight Ends/Asst. Offensive Line – 1992–96

SORENSEN, Nick – (Virginia Tech)
Defensive Coordinator – 2024–Current
Defensive Passing Game Specialist/Nickels – 2023
Defensive Assistant – 2022

SOWERS, Katie – (Central Missouri)
Offensive Assistant – 2018–20
Seasonal Offensive Assistant – 2017

SPARANO, Tony – (New Haven)
Tight Ends – 2015

SPAVITAL, Jim – (Oklahoma State)
Running Backs – 1976

STALEY, Brandon – (Mercyhurst)
Assistant Head Coach/Defense – 2024–Current

STANFEL, Dick – (San Francisco)
Offensive Coordinator/Offensive Line – 1971–75

STECKEL, Les – (Kansas)
Receivers – 1978

STENAVICH, Adam – (Michigan)
Assistant Offensive Line – 2017–18

STEWART, George – (Arkansas)
Receivers – 2000–02
Special Teams Coordinator – 1996–99

STILES, Lynn – (Utah)
Special Teams/TEs/Offensive Line Asst. – 1987–91

STRADER, Norman P., “Red” – (St. Mary’s)
Head Coach – 1955
Asst. Coach/Chief Scout – 1952

STUDLEY, Chuck – (Illinois)
Defensive Coordinator – 1979–82

SUGARMAN, Andy – (California)
Offensive Assistant – 2000–02
Offensive Quality Control – 1998–99

SULLIVAN, Jerry – (Florida State)
Wide Receivers/Senior Assistant – 2005–10

SWARTZ, Scott – (San Jose State)
Offensive Quality Control – 2004

SWINTON II, Derius – (Hampton)
Special Teams Coordinator – 2016

TALLEY, Robert – (Boston University)
Special Assistant to the Head Coach – 2005–2006

TAPP, Darryl – (Virginia Tech)
Assistant Defensive Line – 2021–23

TARVER, Jason – (Santa Clara)
Senior Defensive Assistant – 2017
Outside Linebackers – 2016
Senior Defensive Assistant/Linebackers – 2015
Outside Linebackers – 2009–10
Defensive Asst./Outside Linebackers – 2005–08
Assistant Running Backs/Offensive Assistant – 2004
Offensive Quality Control – 2001–03

TAYLOR, Chuck – (Stanford)
Assistant Coach – 1950

TITTLE, Y.A. – (Louisiana State)
Offensive Consultant – 1965–69

TOLBERT, Kevin – (Navy)
Assistant Strength and Conditioning – 2011–14

TOLLNER, Ted – (Cal Poly SLO)
Quarterbacks/Assistant to Head Coach – 2008
Offensive Assistant – 2007
Offensive Coordinator – 2004
Quarterbacks – 2002–03

TOMEY, Dick – (DePauw)
Defensive Assistant – 2003

TOMSULA, Jim (Catawba)
Head Coach – 2015
Defensive Line – 2007–14
Interim Head Coach – 2010

ALL-TIME COACHES

TRESTMAN, Marc – (Minnesota)
 Offensive Coordinator – 1995–96
TURNER, Norv – (Oregon)
 Offensive Coordinator – 2006
TURNER JR., Robert – (Indiana State)
 Running Backs – 2023–Current
 Assistant Coach – 2022
 Running Backs – 2017–21
UNDLIN, Cory – (California Lutheran)
 Defensive Passing Game Specialist/Secondary – 2021–22
UYEYAMA, Mark – (Utah)
 Director of Human Performance – 2015–16
 Head Strength & Conditioning – 2011–14
 Asst. Strength & Conditioning – 2008–10
VERMEIL, Al – (Utah State)
 Strength & Conditioning – 1979–82
VETRANO, Joe – (Southern Mississippi)
 Assistant Coach/Chief Scout – 1953–56
VON APPEN, Fred – (Linfield)
 Defensive Line – 1987–88
 Special Teams/Asst. Offensive Line/TE – 1983–86
VORIS, Dick – (San Jose State)
 Assistant Coach – 1963–67

WALSH, Bill – (San Jose State)
 Asst. to Coaching Staff – 1996
 Head Coach – 1979–88
WARHOP, George – (Cincinnati)
 Offensive Line – 2005–09
WEBSTER, Jacob – (Tennessee at Chattanooga)
 Defensive Quality Control – 2023–Current
WELKER, Wes – (Texas Tech)
 Wide Receivers – 2019–21
WHITE, Mike – (California)
 Administrative Asst./Offensive Line – 1978–79
WHITECOTTON, Aaron – (UNC Charlotte)
 Assistant Defensive Line – 2020
WILKS, Steve – (Appalachian State)
 Defensive Coordinator – 2023
WILSON, Billy – (San Jose State)
 Offensive End Coach – 1964–67
 Assistant Coach – 1961–62
WIGGIN, Paul – (Stanford)
 Defensive Coordinator/Line – 1974
 Defensive Line – 1968–73
WOLFORD, Eric – (Kansas State)
 Asssistant Offensive Line – 2015–16

WOODS, Joe – (Illinois State)
 Defensive Backs/Passing Game Coordinator – 2019
WRIGHT, K.J. – (Mississippi State)
 Defensive Quality Control – 2024–Current
WRIGHT, Eric – (Missouri)
 Defensive Backs Assistant – 1991–93
WRIGHT, Ray – (Duke)
 Head Strength & Conditioning – 2017–18
WULFF, PAUL – (Washington State)
 Senior Offensive Assistant – 2012–13
WYCHE, Sam – (Furman)
 Quarterbacks – 1979–82
YARBER, Eric – (Idaho)
 Wide Receivers – 2003–04
YENSER, Zach – (Troy)
 Assistant Offensive Line – 2019–21
YOUNG, David – (Idaho)
 Strength & Conditioning Assistant – 2015–16
ZEMAN, Bob – (Wisconsin)
 Linebackers – 1989–93
ZGONINA, Jeff – (Purdue)
 Defensive Line – 2017–18
ZWAHLEN, Ernie – (Oregon State)
 Offensive Line – 1968–70

FOOTBALL OPERATIONS DIRECTORS



TARIQ AHMAD

DIRECTOR OF PLAYER PERSONNEL

11TH NFL SEASON * 11TH WITH 49ERS

Tariq Ahmad is in his first season as director of player personnel after serving the previous three seasons (2021-23) as director of college scouting. He previously served as the team's assistant director of college scouting during the 2020 season after five seasons (2015-19) as an area scout. Ahmad originally joined the team as an assistant in the 49ers scouting department in 2014.

Ahmad joined the team following four seasons as director of football recruiting operations at Rutgers University and seven seasons overall as a member of the Scarlet Knights program. During his time at Rutgers, Ahmad received his master's degree in education administration.

Ahmad previously served as an offensive graduate assistant coach at his alma mater, Ithaca College, working with the running backs on game strategies and techniques. Prior to becoming a coach, he was a three-sport athlete for the Bombers, participating in football, basketball and outdoor track at his alma mater. In 2017, Ahmad was inducted into the Ithaca College Athletic Hall of Fame. A native of Holmdel, NJ, he graduated from Ithaca College in 2005, with a degree in health and physical education.

Ahmad and his wife, Shavon, have two boys, T.J. and Zafar, and two daughters, Nasreen and Siobhan.



RJ GILLEN

DIRECTOR OF PLAYER PERSONNEL

10TH NFL SEASON * 10TH WITH 49ERS

RJ Gillen is in his 10th season with the 49ers and first as director of player personnel. He spent the previous three seasons (2021-23) as director of pro personnel after serving five years as a pro personnel scout. He joined the 49ers as an assistant in the scouting department from 2015-16.

In his role, Gillen is responsible for overseeing and managing the daily operations of the player personnel department and advising General Manager John Lynch and Head Coach Kyle Shanahan on personnel decisions and team building strategies. Gillen helps prepare the club for acquisitions throughout the year with his pro and college player evaluations and assistance in the construction of the pro free agency and college draft boards.

Additionally, Gillen works closely with the coaching staff and various other departments to establish consistency in the scouting process and alignment throughout the organization. He collaborates with the football administration staff on contract negotiations, market analysis, and roster management strategies and works in conjunction with the R&D department to develop creative approaches to optimize and improve efficiency in decision-making and apply data for team and scheme-specific evaluations.

Prior to joining the 49ers, Gillen gained front office experience in the NBA with the San Antonio Spurs where he assisted the team in preparation for the NBA draft and free agency. Gillen began his career working in sports at Shapiro Negotiations Institute in Baltimore, MD, where he assisted in consulting and deal coaching for NBA, NFL, and MLB front offices.

Through his varied academic and professional experiences, Gillen has gained unique knowledge and perspective on the intersection of sports, law, and technology, which he applies to continually improve processes and seek competitive advantages in personnel evaluation, roster management, player acquisition, and contract negotiation.

A native of Memphis, TN, Gillen graduated from Marquette University School of Law with a focus on sports law in May of 2014. He is a member of the Texas Bar and Wisconsin Bar. Gillen earned his bachelor of science in sports administration and leadership from Louisiana State University where he was a member of the LSU football team from 2007-10 and won a BCS National Championship in 2007. He and his wife, Natalie, have two daughters, Grace and Gigi.



MATT PLOENZKE


DIRECTOR, FOOTBALL R&D

5TH NFL SEASON × 5TH WITH 49ERS

Matt Ploenzke is in his fifth season with the 49ers and his second as director, football R&D. In his role, Ploenzke oversees the research strategies for the department and advises on the methodological approaches undertaken. His primary responsibilities involve developing player valuation metrics using advanced statistical techniques and providing interpretations of these metrics to aid in roster acquisitions. Ploenzke joined the 49ers as a football data scientist in 2020 and spent two seasons (2020-21) in that role before being elevated to manager, football R&D in 2022 and director, football R&D in 2023.

Prior to joining the 49ers, Ploenzke was head research analyst for the Federal Reserve Bank of New York (2013-15) where he conducted econometric research and helped manage other departmental responsibilities. He also spent time working in the Office of Institutional Research at the University of Minnesota, Duluth (2010-13).

A native of Apple Valley, MN, Ploenzke completed his Ph.D. in biostatistics from Harvard University in 2020. He earned bachelor's degrees in statistics and economics from the University of Minnesota, Duluth, in 2012. Ploenzke currently resides in San Jose, CA, with his wife, Christine, daughter, Viola, and dog, Alligator.



FRED GAMMAGE III

DIRECTOR, PRO SCOUTING


6TH NFL SEASON × 6TH WITH 49ERS

Fred Gammage III is in his sixth season with the 49ers and first as director, pro scouting. He spent the previous five seasons (2019-23) as a pro scout with the club. He joined San Francisco from Arizona State University where he served as an assistant director of player personnel for the 2018 season.

In his role, Gammage manages the daily operations of the pro scouting department and their evaluations of players among the various professional leagues to help prepare the club for acquisitions through free agency, trades and the daily player transactional movement. Gammage also assists the coaching staff in preparation for the 49ers upcoming opponents through his advance scouting.

In 2017, Gammage was an intern with the football management staff at Arizona State. In his role, he assisted in planning and coordinating recruiting strategies and operations along with the evaluation of potential student-athletes.

A native of Tempe, AZ, Gammage graduated from Arizona State in May of 2016 with a degree in exercise and wellness. A wide receiver for the Sun Devils, he registered 52 receptions for 537 yards and three touchdowns from 2013-16.



DOMINIC DeCICCO

DIRECTOR, COLLEGE SCOUTING


11TH NFL SEASON (3 PLAYING/8 FRONT OFFICE) * 8TH WITH 49ERS

Dominic DeCicco is in his eighth season with the 49ers and first as director of college scouting. He spent the previous two seasons (2022-23) as a national scout and four seasons (2018-21) as the team's area scout. He joined the organization in a full-time capacity in the 2017 season as an assistant in the scouting department. In 2016, he interned during training camp through the Nunn-Wooten fellowship.

A native of Pittsburgh, PA, DeCicco graduated from the University of Pittsburgh in 2010 with a degree in communications and a minor in computer science. He played safety for the Pitt football team and was a two-time all-Big East selection and voted team captain as a senior.

DeCicco signed as an undrafted free agent with the Chicago Bears in 2011, where he spent two seasons as a reserve linebacker and special teams player, appearing in 20 games. He also spent time with the Tampa Bay Buccaneers before finishing his career with the Minnesota Vikings in 2015.

DeCicco currently resides in Denver, CO, with his wife Danielle. The couple has a son, Dominic, and two daughters, Demi and Dylan.



JOSH WILLIAMS

DIRECTOR, SCOUTING & FOOTBALL OPERATIONS

14TH NFL SEASON * 14TH WITH 49ERS

Josh Williams is in his 14th season with the 49ers and first as director, scouting and football operations. He spent the previous two seasons (2022-23) as a national scout after five years (2017-21) as an area scout. In 2016, Williams was the team's National Football Scouting representative. In his current role, Williams directs pro and college scouting efforts, supports player development, and assists in contract negotiations.

Williams joined the 49ers in 2011 as an assistant in the 49ers scouting department. He was promoted to a pro personnel scout two seasons later and served in that role for three seasons (2013-15).

A four-year wide receiver for the Columbia University Lions, Williams worked in the financial industry in New York City as a business analyst of investment products at TD Ameritrade.

A native of Santa Rosa, CA, he graduated from St. Ignatius College Preparatory in San Francisco in 2005 and then earned a bachelor's degree in psychology from Columbia University in 2010.



DUSTIN LITTLE

HEAD ATHLETIC TRAINER

11TH NFL SEASON * 6TH WITH 49ERS

Dustin Little is in his sixth season with the 49ers as head athletic trainer. He joined the 49ers after spending more than five years with the Denver Broncos as an assistant athletic trainer/physical therapist (2014-15) and director of rehabilitation (2016-18). He also spent the summer of 2013 as an intern with the team's medical department.

A native of Castlewood, SD, Little earned his bachelor's degree from the University of South Dakota where he played for the school's basketball and football teams. He went on to earn his master's degree from South Dakota State and later his doctor of physical therapy (DPT) from South Dakota.

A member of the Professional Football Athletic Trainers Society (PFATS), Little is also a certified strength and conditioning specialist (CSCS) and has a certification in applied functional science (CAFS).

Little and his wife, Bailey, have four children, Mason, Landon, Lauren and Lawson.



ELLIOTT WILLIAMS

DIRECTOR OF FUNCTIONAL PERFORMANCE

8TH NFL SEASON * 8TH WITH 49ERS

Elliott Williams is in his eighth season with the 49ers as the director of functional performance. In his role, Williams implements routine development for incoming 49ers players to prevent injury, optimize sleep and maintain availability. He creates individualized programming for all 49ers players for daily use, with the goal of offsetting compensation to maintain balance. Williams is a key contributor to the performance, health, and well-being of all 49ers players, coaches, front office and staff.

Williams' background is rooted in movement and posture through The Egoscue Method. Prior to joining the 49ers, Williams spent seven educational & experiential years (2011-17) mentoring with Pete Egoscue in San Diego, CA, at The Egoscue Method Headquarters, where he holds certifications in posture, exercise therapy and instruction. His role allowed him the ability to work with many of the NFL's elite, especially as their injuries crept up on them later in their careers.

Williams collaborates with the strength & conditioning staff, as well as the athletic training staff and player engagement department to ensure individual compliance of each 49ers player.

Williams currently resides in South San Jose Hills, CA, with his wife, Tiffany, and their children, Mickenna, Kingston and Maddox, as well as their two dogs, two cats and bearded dragon.



JORDAN MAZUR

DIRECTOR OF NUTRITION

9TH NFL SEASON × 8TH WITH 49ERS

Jordan Mazur is in his ninth season in the NFL and fourth as the 49ers director of nutrition after serving the previous four seasons as the team’s coordinator of nutrition. In 2015, he spent the year with the Philadelphia Eagles in the Gatorade Sports Nutrition Immersion Program.


Prior to joining the 49ers, Mazur served as the director of sports nutrition at the University of California, where he was responsible for overseeing all nutrition and dietitian-related services for student-athletes. While working with members of all coaching staffs, the strength and conditioning staff, the sports medicine staff and related student-athlete service providers during his time in Berkeley, he helped implement a collaborative and comprehensive approach to training, nutrition and recovery, as well as aided in the treatment of diet and nutritional related medical issues.

Before his time at California, Mazur worked at Mazur Nutrition Coaching in 2016, a private practice focused on consultation, nutrition evaluation and healthy lifestyle support.

He joined the Eagles organization in August of 2015, where he spent the season working closely with the strength and conditioning staff on all aspects of athlete nutrition and recovery.

Prior to his time with the Eagles, Mazur earned a master’s degree in exercise science from Florida State University in 2015. While at FSU, he worked as a performance nutrition intern at EXOS, where he learned how to evaluate and understand the fundamental needs of athletes based on their goals and how to apply those needs to an integrated approach to athlete care.

In 2012, Mazur graduated from the University of Connecticut with a bachelor’s degree in nutritional sciences. During his time in Connecticut, he worked as a nutrition assistant at Manchester Memorial Hospital and as a diet technician at Connecticut Children’s Medical Center, where he provided nutrition counseling and assisted patients with specialized diets.



DUSTIN PERRY

HEAD STRENGTH & CONDITIONING

8TH NFL SEASON × 8TH WITH 49ERS


Dustin Perry is in his eighth season with the 49ers and sixth as the team’s head strength & conditioning coach. He originally joined the 49ers as an assistant strength & conditioning coach and spent two seasons (2017-18) in that role.

Perry took over the design and implementation of the team’s strength & conditioning program in 2019. Since his promotion, Perry has assisted the 49ers in preparing the team for four winning seasons, including three NFC West division titles, four NFC Championship games and appearances in Super Bowl LIV and Super Bowl LVIII.

Prior to joining the 49ers, Perry spent four seasons (2012-16) as an assistant strength & conditioning coach at the University of Minnesota. During his time at Minnesota, he assisted in developing offseason and in-season programs, rehabilitation, and supplementation.

Perry graduated from Western Michigan University in 2009 with a bachelor of science in physical education and a minor in health education. He later earned his master’s degree in applied kinesiology with a minor in sport and exercise science at the University of Minnesota in 2014. Perry is a certified strength & conditioning specialist (CSCS) by the National Strength and Conditioning Association.

A native of Marcellus, MI, Perry is married to his wife, Adrienne and they have a daughter named Rio.



MIKE SOLA

DIRECTOR, RECONDITIONING

8TH NFL SEASON * 8TH WITH 49ERS

Mike Sola is in his first season as the team’s director, reconditioning, following five years (2019-23) as a physical therapist with the 49ers. Sola is in his second stint with the 49ers, after serving as a seasonal athletic training intern for two seasons (2013-14). He is a certified athletic trainer and licensed physical therapist.

After completing his seasonal athletic training internships with the 49ers, Sola received his doctorate of physical therapy degree from Duke University. During physical therapy school Sola served as an assistant athletic trainer to Orange High School in Hillsborough, NC.

Prior to joining the 49ers, Sola was a seasonal athletic training assistant with the University of Arkansas in 2012. He was responsible for the health and safety of the university’s football team. Sola graduated from the University of Arkansas with a master’s in athletic training in 2012.

Sola attended Arkansas Tech University where he received a bachelor’s degree in physical education with a concentration in wellness science.



GUY McINTYRE

DIRECTOR OF ALUMNI RELATIONS

35TH NFL SEASON (13 PLAYING/22 FRONT OFFICE) * 32ND WITH 49ERS


Guy McIntyre is in his 22nd season in the front office of the 49ers and his 15th as director of alumni relations.

In his role, McIntyre coordinates alumni events, gameday responsibilities for the team’s four alumni coordinators (Steve Bono, Dan Bunz, Jesse Sapolu and Eric Wright) and both Alumni Weekend and Hall of Fame Weekend. He also distributes information from the NFL and works with alumni on the different NFL programs that are specifically geared to alumni.

Prior to joining the 49ers, McIntyre was an offensive line coach with the Rhine Fire of the World League in 2002 and at Menlo College from 2004-06.

A third-round pick (73rd overall) in the 1984 NFL Draft by San Francisco, McIntyre saw action in 145 games (97 starts) with the 49ers over 10 seasons (1984-93). A three-time Super Bowl champion (1984, 1988-89), McIntyre earned All-Pro and Pro Bowl honors in five consecutive seasons (1989-93) throughout his time with the 49ers.

McIntyre is married to his wife, Kimberly, and has five children, Dejon, Mallory, Arial, Alexa and Bailey, and four grandchildren, Amariah, Avere, Kellen and Andrew.



JAY BRUNETTI

DIRECTOR, EQUIPMENT OPERATIONS

48TH NFL SEASON * 8TH WITH 49ERS


Jay Brunetti is in his eighth season with San Francisco and fifth as the director, equipment operations. He spent the previous three seasons with the 49ers as the team's equipment manager. He is responsible for the many details that go into filling an NFL team's daily needs. These needs include outfitting players and coaches in safe and advanced equipment, as well as ordering and maintaining all of the team's equipment and sideline apparel. Brunetti and his staff also transport team equipment to and from all games, as well as assist coaches with daily practice needs.

Prior to joining the 49ers, Brunetti served as director of equipment services with the Houston Texans from 2001-14. With Houston, Brunetti's responsibilities included purchasing, upkeep and repair of all player and coach equipment while overseeing the transportation of equipment to away games.

Brunetti joined the Texans from Washington, where he spent 26 years with the team. He originally joined Washington's organization on a part-time basis in 1975 as a freshman in high school. Brunetti became a full-time assistant in 1979 before becoming the youngest equipment manager in the NFL in 1981 at the age of 19. During his tenure with Washington, the team advanced to four Super Bowls and won three World Championships with Brunetti heading the equipment staff. His distinguished career includes working with 20 members of the Pro Football Hall of Fame.

Brunetti is also a charter member of the Professional Football Equipment Managers Society (PFEMS).

Brunetti and his wife, Linda, have three children: two sons, Jimmy and Drew, and a daughter, Tori.



PETER VOLMUT

DIRECTOR OF FOOTBALL COMMUNICATIONS

12TH NFL SEASON * 12TH WITH 49ERS

Peter Volmut is in his first season as director, football communications with the 49ers. He previously spent two seasons (2022-23) as the senior manager of football communications, three seasons as the manager of football communications (2019-21), two seasons (2017-18) as the coordinator of football communications, two seasons (2015-16) as a football communications assistant and two seasons (2013-14) as a public relations intern with the team.


Volmut serves as an alternative resource for local, national, and international media and their inquiries regarding San Francisco 49ers news/information. He also aids in the production of the team's weekly publications along with the facilitation of coordinator, assistant coaches, and player interview requests. In addition, he works jointly with the vice president, football communications to monitor the state of the 49ers brand and entities to foresee any upcoming topics that are to be addressed at the appropriate time.

Throughout his time with the 49ers, Volmut has been part of teams that have reached the NFC Championship Game five times (2013, 2019, 2021-23) as well as two Super Bowl appearances (LIV & LVIII). He has worked closely with multiple members of the San Francisco 49ers organization that have gone on to be either general managers, head coaches or offensive/defensive/special teams coordinators with other NFL franchises. Earlier in his career, he aided in the promotion of Levi's Stadium, which opened in 2014, along with communications support at all stadium events.

Volmut was part of a 49ers public relations staff that for the first time in franchise history won the 2024 Pete Rozelle Award by the Professional Football Writers of America (PFWA). The Rozelle Award is given to the NFL club public relations staff that consistently strives for excellence in its dealings and relationships with the media. The award is named for Rozelle, NFL commissioner from 1960-89, who started his distinguished career in sports PR roles, earned the award. In addition to winning the 35th Rozelle Award, Volmut and his PR staffs have been named a finalist an additional two times (2013-14).

Prior to joining the 49ers, Volmut spent the 2013 offseason as the public relations/community communications intern with the Tampa Bay Buccaneers. Before entering the NFL, he served as the public relations summer intern with the Milwaukee Admirals of the American Hockey League (AHL) in 2010. He also worked with the Community Leadership department of S.C. Johnson & Son, Inc. in Racine, WI, from 2007-08.

A native of Racine, WI, Volmut received his degree from Valparaiso University in public relations, with a minor in sports promotions and currently resides in San Jose with his wife, Rhiannon, and their two daughters, Sloane and Taryn.



MATT GREINER

DIRECTOR, GROUNDSKEEPING

17TH NFL SEASON * 16TH WITH 49ERS

Matt Greiner is in his 16th year with the 49ers and his third as director, groundskeeping. He previously spent 10 seasons as the senior manager & head groundskeeper.

In his role, Greiner is tasked with overseeing the maintenance of all playing surfaces and landscaping at Levi's Stadium and the team's Santa Clara training facility. He originally joined the 49ers as an assistant groundskeeper in 2009.

Greiner began his career as a member of the Ohio State University grounds crew in 2005, remaining with the Buckeyes until 2007. He spent 2007 with the Arsenal Football Club, before transitioning to the Minnesota Vikings for the 2008 season.

The Sylvania, OH, native attended Northview High School, before earning a degree in Turfgrass Science from Ohio State University.

Greiner and his wife, Heidi, live in Willow Glen, CA, with their daughter, Haleigh.



MICHAEL SLAP

SENIOR DIRECTOR, TEAM OPERATIONS

15TH NFL SEASON * 15TH WITH 49ERS

Michael Slap is in his 15th year with the San Francisco 49ers and second as senior director, team operations. He spent two years (2021-22) as the director of team operations after serving six years (2015-20) as the team logistics manager. In his role, Slap manages the team's day-to-day operations, team travel and training camp. He also provides oversight of the equipment department's operations and budgets.

In 2021, the 49ers team operations department was named the NFL's Travel Department of the Year for the third-consecutive season. This award is voted on by all of the major hotel brands (Ritz Carlton, Four Seasons, Marriott, Hyatt, Hilton, etc.), as well as individual properties throughout the country. The award is given to the NFL Travel Department that best represents their respective club in a first-class manner and embodies professionalism, strong work-ethic, communication, ease of doing business, etc. Slap was also part of the 49ers team operations department that won the award in 2015, 2019 and 2020.

Slap originally joined the 49ers as a training camp intern in the team logistics department in 2010. He returned in 2011 in the same capacity and remained with the team throughout the entire season. After graduating from the University of California, Davis in 2012, Slap was hired full-time as the team logistics assistant.

Slap has also assisted the NFL Football Operations Department for Super Bowl 50, Super Bowl LI, Super Bowl LII, Super Bowl LIII and Super Bowl LVIII.

As an undergraduate at UC Davis, Slap worked all four years for the University's Intercollegiate Athletics program as a student event manager, public address announcer and a football operations intern/team manager.

Born in Chico, CA, Slap grew up in Danville where he attended Monte Vista High School. Slap currently resides in Palo Alto, CA with his wife, Devon, and their son, Owen.



AUSTIN MOSS II

SENIOR DIRECTOR, PLAYER AFFAIRS & DEVELOPMENT

13TH NFL SEASON * 7TH WITH 49ERS


Austin Moss II is in his first season as senior director, player affairs & development. He previously served six seasons (2018-23) as the director of player engagement. In his role, he creates and implements a player development ecosystem that fosters high performance and drives the personal and professional growth of all players on the 49ers roster. Moss II oversees all player programming, including rookie development, team-building and mental health initiatives and family/significant other programming. He is responsible for creating, developing, and nurturing trust with the players while enhancing the overall team culture. Moss II also helps players with the transition process both into and out of the NFL through continuing education, financial education, and providing assistance in dealing with personal and family matters through player programs.

Moss II joined the 49ers after more than six years with the National Football League in multiple roles. He began his career with the NFL as a PREP program and social media intern in 2012 and was later named manager of NFL Player Engagement in August of 2013 before moving to his final NFL role of senior manager, football administration and development beginning in 2016. With the NFL, Moss II oversaw the administration and execution of all PREP programs and managed social media and digital content. He served as a liaison to Senior Vice President Troy Vincent Sr. and coordinated all logistics/planning for PREP programs.

Throughout his time with the NFL, Moss II oversaw and implemented the League's College Relations Program, which included creating awareness and supporting the development of college student-athletes, coaches, and administrators. In addition, he was heavily involved in the development of the NFL PREP Academy & NFL PREP 100 Series for elite high school student-athletes.

Moss II attended the University of Kentucky (2006-09), where he was a three-year letterman after walking onto the football team. He later earned a full athletic scholarship his junior year and contributed as a reserve defensive end and on special teams. He was named Academic All-SEC for three consecutive years and inducted into the University of Kentucky's Frank G. Ham Society of Character, which recognizes student-athletes who give their best towards everything they do.

A native of Hopkinsville, KY, Moss II earned his bachelor's degree from Kentucky in Business Marketing and earned his MBA and Masters in Sport Management from the University of Central Florida's DeVos School of Sport Business Management. Moss II currently resides in San Jose, CA and enjoys listening to music and spending time with family and friends. He is the youngest of four children (Kiyon, Naeeta and Ravi) and was raised by his mother and father, Austin and Teresa Moss Sr. His brother, Ravi, was part of the University of Kentucky's Basketball team for four seasons (2002-06).



BRAD CLARK

DIRECTOR, VIDEO OPERATIONS

7TH NFL SEASON * 7TH WITH 49ERS

Brad Clark is in his seventh year with the 49ers and third as director, video operations. He previously served as the 49ers video operations manager for four years (2018-21).

Before joining the 49ers, Clark spent seven years as a support manager for DVSPORT, Inc. He was responsible for managing video editing platforms and networks for several NFL, CFL, and NCAA teams. Prior to his stint at DVSPORT, Clark spent two years as the video coordinator for the Menlo College football team. He was responsible for the production and editing of their practice and game film.

Clark graduated from Menlo College in Atherton, CA with a bachelor's degree in management. Originally from Lancaster, CA, Clark and his wife, Trang, currently reside in San Jose, CA.

PLAYER PERSONNEL & SCOUTING



JUSTIN CHABOT

ASSISTANT DIRECTOR OF COLLEGE SCOUTING

22ND NFL SEASON (1 PLAYING/21 FRONT OFFICE) * 21ST WITH 49ERS



STEVE SLOWIK

PRO SCOUT

6TH NFL SEASON * 6TH WITH 49ERS



CHIP FLANAGAN

NATIONAL SCOUT

21ST NFL SEASON * 13TH WITH 49ERS



STEVE RUBIO

NATIONAL SCOUT


13TH NFL SEASON * 13TH WITH 49ERS



WARREN BALL

AREA SCOUT

6TH NFL SEASON * 6TH WITH 49ERS



HAYDEN FREY

AREA SCOUT

4TH NFL SEASON * 4TH WITH 49ERS



CROWLEY HANLON

AREA SCOUT

10TH NFL SEASON * 9TH WITH 49ERS



RYAN KESSENICH

AREA SCOUT


16TH NFL SEASON * 6TH WITH 49ERS



ERIC THATCHER

AREA SCOUT


4TH NFL SEASON * 4TH WITH 49ERS



MICHAEL ZYSKOWSKI

AREA SCOUT

3RD NFL SEASON * 3RD WITH 49ERS



NATHAN BIEHL

NFL SCOUT

4TH NFL SEASON * 1ST WITH 49ERS



EKENE OLEKANMA

COORDINATOR, FOOTBALL R&D

4TH NFL SEASON * 3RD WITH 49ERS



PEYTON GREVE

ANALYST, FOOTBALL R&D

2ND NFL SEASON * 2ND WITH 49ERS



MEREDITH MANLEY

ANALYST, FOOTBALL R&D

6TH NFL SEASON * 3RD WITH 49ERS



SHRAVAN RAMAMURTHY

FOOTBALL DATA SCIENTIST

3RD NFL SEASON * 3RD WITH 49ERS



JASON KWON

PRO PERSONNEL ANALYST

3RD NFL SEASON * 3RD WITH 49ERS



JORDAN FOX

PLAYER PERSONNEL ANALYST


3RD NFL SEASON * 1ST WITH 49ERS



GRANT BORDELON

FOOTBALL SYSTEMS PERSONNEL ANALYST

1ST NFL SEASON * 1ST WITH 49ERS



RYAN CARTER

SCOUTING ASSISTANT

1ST NFL SEASON * 1ST WITH 49ERS



CASEY FILKINS

SCOUTING ASSISTANT

1ST NFL SEASON * 1ST WITH 49ERS



RYAN SCHUTTA

SCOUTING ASSISTANT

1ST NFL SEASON * 1ST WITH 49ERS



JESSI SEUMALO

PLAYER PERSONNEL COORDINATOR

4TH NFL SEASON * 4TH WITH 49ERS


FOOTBALL ADMINISTRATION



JEFF DIAMOND

SENIOR MANAGER, SALARY CAP

9TH NFL SEASON * 9TH WITH 49ERS



JEFF WEIDEMEYER

FOOTBALL CONTRACT ADMINISTRATOR

7TH NFL SEASON * 3RD WITH 49ERS

PLAYER HEALTH & PERFORMANCE



MANNY RIVERA

ASSISTANT HEAD ATHLETIC TRAINER

21ST NFL SEASON * 21ST WITH 49ERS



KATIE CARDEN

ASSISTANT ATHLETIC TRAINER

4TH NFL SEASON * 4TH WITH 49ERS



JONATHAN DICKEY

PHYSICAL THERAPIST

3RD NFL SEASON * 3RD WITH 49ERS



CAMERON BUSTOS

ASSISTANT, PLAYER HEALTH & PERFORMANCE


4TH NFL SEASON * 4TH WITH 49ERS



TOMO HARADA

ASSISTANT, FUNCTIONAL PERFORMANCE/CHIROPRACTOR

9TH NFL SEASON * 9TH WITH 49ERS



JORDAN NIEUWSMA

ASSISTANT STRENGTH & CONDITIONING

2ND NFL SEASON * 2ND WITH 49ERS



CHAUNCEY SCISSUM

ASSISTANT STRENGTH & CONDITIONING

1ST NFL SEASON * 1ST WITH 49ERS



GREGORY SEGROVE

ASSISTANT STRENGTH & CONDITIONING

4TH NFL SEASON * 4TH WITH 49ERS

EQUIPMENT



DONOVAN "DOC" DRESSLER

EQUIPMENT MANAGER

26TH NFL SEASON * 24TH WITH 49ERS



JEFF GILBERT

EQUIPMENT MANAGER


18TH NFL SEASON * 14TH WITH 49ERS



ROBERT LLOYD

ASSISTANT EQUIPMENT MANAGER

12TH NFL SEASON * 12TH WITH 49ERS



ALLEN LUNA

ASSISTANT EQUIPMENT MANAGER

9TH NFL SEASON * 9TH WITH 49ERS



MEMO ESCALANTE

ASSISTANT EQUIPMENT

8TH NFL SEASON * 8TH WITH 49ERS



NATE TAJALLE

ASSISTANT EQUIPMENT

6TH NFL SEASON * 6TH WITH 49ERS


FOOTBALL COMMUNICATIONS



KRISTIN WOJCIK

MANAGER OF FOOTBALL COMMUNICATIONS

4TH NFL SEASON * 3RD WITH 49ERS



ZACKARY TEATS

COORDINATOR OF FOOTBALL COMMUNICATIONS

3RD NFL SEASON * 3RD WITH 49ERS

GROUNDSKEEPING



SALVADOR BARAJAS

MANAGER, GROUNDSKEEPING

8TH NFL SEASON * 8TH WITH 49ERS



FRANCISCO ARREZOLA ROJAS

LEAD GROUNDSKEEPER

5TH NFL SEASON * 5TH WITH 49ERS



SERGIO BASILLIO

GROUNDSKEEPER

23RD NFL SEASON * 23RD WITH 49ERS



LARRY CABALLERO

GROUNDSKEEPER

3RD NFL SEASON * 3RD WITH 49ERS




MICHAEL UMANA

GROUNDSKEEPER

2ND NFL SEASON * 2ND WITH 49ERS

TEAM OPERATIONS



CHASE FISHER

COORDINATOR, TEAM OPERATIONS

3RD NFL SEASON * 3RD WITH 49ERS

PLAYER ENGAGEMENT




SHELBY SOLTAU

MANAGER, ALUMNI RELATIONS & PLAYER ENGAGEMENT

12TH NFL SEASON * 12TH WITH 49ERS

FOOTBALL TECHNOLOGY/VIDEO




WILLY PETERSON

MANAGER, VIDEO OPERATIONS

2ND NFL SEASON * 2ND WITH 49ERS






CHARLES SIDES

VIDEO ASSISTANT & SCOUTING

6TH NFL SEASON * 6TH WITH 49ERS



MICHAEL LAUCK

ASSISTANT, VIDEO OPERATIONS

7TH NFL SEASON * 7TH WITH 49ERS



DYNG AU

MANAGER, FOOTBALL SYSTEMS

9TH NFL SEASON * 9TH WITH 49ERS



NEIL MAYFIELD

PRINCIPAL SOFTWARE ENGINEER

9TH NFL SEASON * 9TH WITH 49ERS

2024 SAN FRANCISCO 49ERS ALPHABETICAL ROSTER

11	Aiyuk, Brandon	WR	6-0	200	5	26	Lucas, Chase	CB	5-11	184	4
67	Alarcon, Isaac	OL	6-7	320	1	28	Luter Jr., Darrell	CB	6-0	190	2
17	Allen, Brandon	QB	6-2	209	8	49	Mahoney, Jaylen	S	5-11	200	R
66	Anderson, Evan	DL	6-3	326	R	86	Martin, Tay	WR	6-3	185	1
65	Banks, Aaron	OL	6-5	325	4	24	Mason, Jordan	RB	5-11	223	3
58	Barrett, Alex	DL	6-2	250	2	69	Mays, Briason	OL	6-4	295	R
78	Bartch, Ben	OL	6-6	315	5	23	McCaffrey, Christian	RB	5-11	210	8
51	Beal Jr., Robert	DL	6-4	250	2	96	McGill, T.Y.	DL	6-0	295	8
10	Bell, Ronnie	WR	6-0	190	2	68	McKivitz, Colton	OL	6-6	301	5
48	Bethune, Tatum	LB	6-1	230	R	25	Mitchell, Elijah	RB	5-10	200	4
97	Bosa, Nick	DL	6-4	266	6	4	Moody, Jake	K	6-1	210	2
64	Brendel, Jake	OL	6-4	299	7	76	Moore, Jaylon	OL	6-4	311	4
27	Brown, Ji'Ayir	S	5-11	202	2	4	Mordecai, Tanner	QB	6-2	218	R
60	Brown, Shakel	DL	6-3	295	2	43	Mustapha, Malik	S	5-10	206	R
40	Bryant, Austin	DL	6-5	250	5	66	Nugent, Drake	OL	6-1	300	R
74	Burford, Spencer	OL	6-4	300	3	30	Odum, George	S	6-1	202	7
59	Campbell Sr., De'Vondre	LB	6-4	232	9	91	Okuayinonu, Sam	DL	6-1	269	2
99	Collins, Maliek	DL	6-2	310	9	84	Owens, Terique	WR	6-3	200	R
18	Conley, Chris	WR	6-3	205	10	75	Parker, Brandon	OL	6-8	320	6
83	Cowing, Jacob	WR	5-9	171	R	14	Pearsall, Ricky	WR	6-1	189	R
93	Davis, Kalia	DL	6-2	310	3	46	Pepper, Taybor	LS	6-4	245	7
5	Dobbs, Joshua	QB	6-3	220	8	89	Pline, Mason	TE	6-7	260	R
92	Elliott, Jordan	DL	6-4	303	5	77	Puni, Dominick	OL	6-5	313	R
55	Feliciano, Jon	OL	6-4	325	10	13	Purdy, Brock	QB	6-1	220	3
45	Flannigan-Fowles, Demetrius	LB	6-2	223	5	36	Robinson, Curtis	LB	6-3	235	3
56	Floyd, Leonard	DL	6-3	240	9	1	Samuel Sr., Deebo	WR	6-0	215	6
90	Givens, Kevin	DL	6-1	285	5	82	Saubert, Eric	TE	6-5	248	8
50	Graham, Jalen	LB	6-3	220	2	38	Schrader, Cody	RB	5-9	214	R
6	Gray, Danny	WR	6-0	200	3	32	Taylor Jr., Patrick	RB	6-2	217	5
31	Green, Renardo	CB	6-0	186	R	19	Taylor, Trent	WR	5-8	180	8
57	Greenlaw, Dre	LB	6-0	230	6	20	Thomas, Ambry	CB	6-0	190	4
94	Gross-Matos, Yetur	DL	6-5	265	5	48	Thomas, Logan	TE	6-6	250	10
49	Guerendo, Isaac	RB	6-0	221	R	88	Tonges, Jake	TE	6-4	240	2
60	Gutierrez, Sebastian	OL	6-5	308	1	47	Turner, Ezekiel	LB	6-2	214	7
98	Hargrave, Javon	DL	6-2	305	9	0	Turner, Malik	WR	6-2	202	5
35	Harris, Erik	S	6-2	225	8	7	Ward, Charvarius	CB	6-1	196	7
41	Hawkins, Tayler	S	6-1	205	1	54	Warner, Fred	LB	6-3	230	7
61	Hubbard, Chris	OL	6-4	295	11	71	Williams, Trent	T	6-5	320	15
29	Hufanga, Talanoa	S	6-0	200	4	9	Willis, Brayden	TE	6-4	240	2
95	Jackson, Drake	DL	6-4	273	3	53	Winters, Dee	LB	5-11	227	2
15	Jennings, Jauan	WR	6-3	212	4	3	Wishnowsky, Mitch	P	6-2	220	6
44	Juszczyk, Kyle	FB	6-2	235	12	0	Womack III, Samuel	CB	5-10	189	3
62	Kingston, Jarrett	OL	6-4	308	R	33	Ya-Sin, Rock	CB	5-11	195	6
85	Kittle, George	TE	6-4	250	8	22	Yiadom, Isaac	CB	6-1	188	7
81	Latu, Cameron	TE	6-5	244	2	63	Zakelj, Nick	OL	6-6	316	3
2	Lenoir, Deommodore	DB	5-10	200	4						



BRANDON AIYUK

11

WR × 6-0 × 200 × ARIZONA STATE

3.17.98 × RENO, NV × 5TH YEAR × ACQUIRED D-1B IN '20

AWARDS & HONORS

- 2020:** Pepsi Zero Sugar Rookie of the Week (Week 3)
- 2023:** NFC Offensive Player of the Week (Week 1), AP Second-Team All Pro

CAREER HIGHLIGHTS

- With 26 rec. yds. vs. LAR (11/15/21), became the 5th-fastest player in franchise history (21 games) to reach 1,000 career rec. yds.

FASTEST TO 1,000 REC. YDS., FRANCHISE HISTORY		
Player	Year	Games
1. Gene Washington	1969	12
2. Jerry Rice	1986	18
3. Michael Crabtree	2010	19
4. Deebo Samuel Sr.	2020	20
5. Brandon Aiyuk	2021	21

- With 10 receipts. vs. Was. (12/13/20), tied the franchise's rookie single-game record for most receipts. [WR Jerry Rice - 10 receipts. vs. LAR (12/9/85); RB Earl Cooper - 10 receipts. at NO (9/7/80)].
- Aiyuk is the first 49ers WR to score 1-or-more rec. TDs in 4-consecutive games since WR Terrell Owens in 2001 [2 rec. TDs vs. Det. (11/4/01); 2 rec. TDs vs. NO (11/11/01); 1 rec. TD at Car. (11/18/01); 1 rec. TD at Ind. (11/25/01); 1 rec. TD vs. Buf. (12/2/01)].
- With 1,015 rec. yds. in 2022 and 1,342 rec. yds. in 2023, Aiyuk became the 4th WR and 5th player in franchise history to register back-to-back seasons with 1,000-or-more rec. yds (WR Jerry Rice - 1986-96; WR Terrell Owens - 2000-03; WR Anquan Boldin - 2013-14; TE George Kittle - 2018-19).
- Aiyuk was the first 49ers WR to accomplish the feat since WR Anquan Boldin in the 2013-14 seasons (1,179 rec. yds. in 2013 & 1,062 rec. yds. in 2014) and the first 49ers player to do so since TE George Kittle in the 2018-19 seasons (1,377 rec. yds. in 2018 & 1,053 rec. yds. in 2019).

GOLDMINE

- During his time at Sierra College and later Arizona State, Aiyuk was known for his work ethic on and off the field. Ben Noonan, who coached Aiyuk at Sierra College, found Aiyuk in the weight room constantly, improving his squat from 275 pounds coming out of high school to 500 pounds by May 2017. That drive carried over to the practice field, where Aiyuk routinely stayed for 30 minutes after every practice working on routes in the Rocklin heat. "It gets up to a good 110 degrees, and then he's out there until the daylight is gone with the quarterbacks after a four-hour day," Noonan said. "And demanding that the quarterbacks stay, you know, whether their arm was falling off or not."

AIYUK'S GOLDEN NUGGETS

- His last name is pronounced EYE-yook.
- Though he stands at 6-foot-0, Aiyuk recorded an 81-inch wingspan, equivalent to 6-foot-9.
- Aiyuk is only the second alum from a Northern Nevada high school to become a first-round NFL draft pick. Former DT Shawn Knight (Reed HS, NV) was drafted by the New Orleans Saints 11th overall in the 1987 NFL Draft.

GOLDMINE (CONTINUED)

- Though he grew up in Nevada, Aiyuk has roots in Northern California. He attended Sierra (Rocklin, CA) College from 2016-17, where the 49ers spent training camp from 1981-1997. Additionally, Aiyuk began supporting the 49ers at a young age, thanks to his mom. "My mom's been a huge 49ers fan her whole life, so that kind of bled on me a little bit when I was younger," said Aiyuk. When he got the call informing him that he would be a member of the team, Aiyuk realized a childhood dream that he wasn't sure would come true. "There were a lot of people telling me before today and all week that it was going to happen. So, it's crazy that it actually did happen."



AIYUK'S CAREER STATISTICS

YEAR	TEAM	GP	GS	RECEIVING					RUSHING				
				NO	YDS	AVG	LG	TD	ATT	YDS	AVG	LG	TD
2020	SF	12	11	60	748	12.5	49	5	6	77	12.8	38t	2
2021	SF	17	16	56	826	14.8	43	5	5	17	3.4	8	0
2022	SF	17	17	78	1,015	13.0	54	8	2	23	11.5	16	0
2023	SF	16	16	75	1,342	17.9	76t	7	0	0	-	-	0
TOTALS		62	60	269	3,931	14.6	76t	25	13	117	9.0	38t	2

PLAYOFFS

YEAR	TEAM	GP	GS	RECEIVING					RUSHING				
				NO	YDS	AVG	LG	TD	ATT	YDS	AVG	LG	TD
2021	SF	3	3	9	135	15.0	37	0	0	0	-	-	0
2022	SF	3	3	6	109	18.2	31	0	0	0	-	-	0
2023	SF	3	3	9	149	16.6	51	1	0	0	-	-	0
TOTALS		9	9	24	393	16.4	51	1	0	0	-	-	0

Additional Statistics:

Tackles – 6: 2020 (3); 2022 (3)
Fumbles – Lost – 4–3: 2021 (2–1); 2022 (1–1); 2023 (1–1)
Fumble Recoveries – 1: 2020 (1)
Punt Returns – 31: 2020 (2); 2021 (29)
Punt Return Yards – 234: 2020 (26); 2021 (208)

Milestones:

NFL Debut: at NYJ (9/20/20); **First Start:** at NYJ (9/20/20); **First Reception:** Regular Season – at NYJ (9/20/20 – 8–yd. pass from QB Jimmy Garoppolo); Postseason – at Dal. (1/16/22 – 11–yd. pass from QB Jimmy Garoppolo); **First TD Reception:** Regular Season – vs. LAR (10/18/20 – 2–yd. TD pass from QB Jimmy Garoppolo); **First Rushing TD:** Regular Season – at NYG (9/27/20 – 19–yds.); **100–yd. Games:** Regular Season – 11, Last at Was. (12/31/23 – 114–yds.); **First Punt Return:** Regular Season – vs. Buf. (12/7/20 – 16–yd. PR); **First Multi–TD Game:** at Atl. (10/16/22)

AIYUK'S CAREER 100-YARD RECEIVING GAMES (11)

Date	Opp	Rec	Yds	Avg	TD	Date	Opp	Rec	Yds	Avg	TD
10/25/20	at NE	6	115	19.2	0	10/29/23	vs. Cin.	5	109	21.8	0
12/13/20	vs. Was.	10	119	11.9	0	11/19/23	vs. TB	5	156	31.2	1
1/9/22	at LAR	6	107	17.8	0	12/10/23	vs. Sea	6	126	21.0	0
1/1/23	at LV	9	101	11.2	1	12/25/23	vs. Bal.	6	113	18.8	0
9/10/23	at Pit.	8	129	16.1	2	12/31/23	at Was.	7	114	16.3	1
10/1/23	vs. Arz.	6	148	24.7	0						

AIYUK'S CAREER HIGHS

Receptions: Regular Season – 10 vs. Was. (12/13/20); Postseason – 5 at Dal. (1/16/22)
Receiving Yards: Regular Season – 156 vs. TB (11/19/23); Postseason – 73 vs. Sea. (1/14/23)
Long Reception: Regular Season – 76 vs. TB (11/19/23); Postseason – 51 vs. Det. (1/28/24)
Receiving TDs: Regular Season – 2 (3 times) Last at Pit. (9/10/23); Postseason – 1 vs. Det. (1/28/24)
Rushes: Regular Season – 3 at NYG (9/27/20)
Rushing Yards: Regular Season – 38 vs. Phi. (10/4/20)
Long Rush: Regular Season – 38t vs. Phi. (10/4/20)
Rushing TDs: Regular Season – 1 (2 times) Last vs. Phi. (10/4/20)
Punt Returns: Regular Season – 4 vs. Sea. (10/3/21)
Punt Return Yards: Regular Season – 32 vs. Sea. (10/3/21)
Long Punt Return: Regular Season – 27 vs. Arz. (11/7/21)

AIYUK'S TRANSACTIONS

Originally the second of two 1st–round (25th overall) draft choices by SF in 2020...Placed on the Reserve/COVID–19 List on 11/4/20...Activated from the Reserve/COVID–19 List on 11/6/20...Placed on the Reserve/COVID–19 List on 11/20/20...Activated from the Reserve/COVID–19 List on 12/2/20.

2023

- Appeared in 16 games (all starts) and recorded 75 receipts. for a career-high 1,342 yds. and 7 rec. TDs. Also started all 3 postseason contests where he had 9 receipts. for 149 yds. and 1 TD.
- Registered 8 receipts. for 129 yds. and 2 TDs at Pit. (9/10), marking his 3rd career game with 2-or-more TD receipts.
- Tallied 6 receipts. for a career-high 148 yds. vs. Arz. (10/1).
- Caught 5 passes for 109 yds. vs. Cin. (10/29).
- Hauled in 3 receipts. for 55 yds. and 1 TD at Jax. (11/12).
- Hauled in 5 receipts. for a career-high 156 yds. and 1 TD vs. TB (11/19).
- Registered 2 receipts. for 50 yds. and 1 TD at Sea. (11/23).
- Registered 5 receipts. for 46 yds. and 1 TD at Phi. (12/3).
- With 1 rec. TD at Jax. (11/12/23); 1 rec. TD vs. TB (11/19/23), 1 rec. TD at Sea. (11/23/23) and 1 rec. TD at Phi. (12/3), it marked the first time in his career that he has scored 1-or-more rec. TDs in 4-consecutive games.
- Registered 6 receipts. for 126 yds. vs. Sea. (12/10), giving him a career-high 1,053 rec. yds. on the season and marking the 2nd season of his career with 1,000-or-more rec. yds.
- Hauled in 6 receipts. for 113 yds. vs. Bal. (12/25).
- Hauled in 7 receipts. for 114 yds. and 1 TD at Was. (12/31).
- Aiyuk's 7 games in 2023 with 100-or-more rec. yds. are tied for the 3rd-most games with 100-or-more rec. yds. in a single season in franchise history.

MOST GAMES WITH 100-OR-MORE REC. YDS. IN A SEASON, FRANCHISE HISTORY		
Player	Games	Season
1. WR Jerry Rice	9	1995
2. WR Jerry Rice	8	1989
3t. WR Brandon Aiyuk	7	2023
WR Jerry Rice	7	1990
5t. WR Dwight Clark	6	1982
WR Terrell Owens	6	2001
WR Jerry Rice	6	1986

- With 113 rec. yds. vs. Bal. (12/25) and 114 rec. yds. at Was. (12/31), it marks the first time in Aiyuk's career that he has registered 100-or-more rec. yds. in back-to-back games.
- Registered 3 receipts. for 68 yds. and 1 TD vs. Det. (1/28/24 - NFC -C). His TD receipt. marked the first of his playoff career.

2022

- Started all 17 games and recorded then career-highs in receipts. (78), rec. yds. (1,015) and rec. TDs (8) to go along with 2 carries for 23 yds. Also started all 3 postseason games where he had 15 receipts. for 244 yds.
- Registered 3 receipts. for 39 yds. and 1 TD at Den. (9/25).
- Reeled in 8 receipts. for 83 yds. and a single-game career-high 2 TDs at Atl. (10/16). Became the first member of the 49ers to register 2-or-more TD receipts. in the first half of a game since TE George Kittle hauled in 2 TD receipts. in the first half at Sea. (12/5/21).
- Registered 7 receipts. for 82 yds. vs. KC (10/23). Along with TE George Kittle and WR Deebo Samuel, hauled in 5-or-more receipts. for the 2nd-consecutive week [8 receipts. at Atl. (10/16/22)], marking the first time since 2009 that a trio of 49ers each registered 5-or-more receipts. in back-to-back weeks.
- Tallied 6 receipts. for 81 yds. and 1 TD at LAR (10/30). It marked the 3rd-consecutive game he registered 6-or-more receipts. and 80-or-more rec. yds.
- Tallied 2 receipts. for 20 yds. and 2 TDs at Arz. (11/21). His 2 TD receipts. tied a career high [at Atl. (10/16/22)]. Along with TE George Kittle, became the first pair of 49ers to register 2-or-more TD receipts. in the same game since WR Jerry Rice and WR Terrell Owens in 2000 [at Dal. (9/24/00)].

- Hauled in 2 receipts. for 57 yds. and a 32-yd. TD receipt. vs. TB (12/11). The rec. TD marked his 7th of the season, a single-season career-high, and the 17th of his career.
- Registered 9 receipts. for 101 yds. and 1 TD as well as a 16-yd. rush at LV (1/1/23). The TD receipt. marked his 8th of the season and the 18th of his career. With 101 rec. yds., registered 100-or-more rec. yds. in a single game for the first time in 2022 and the 4th time in his career.
- Registered 4 receipts. for 59 yds. vs. Arz. (1/8/23). With 59 rec. yds., he reached 1,000-or-more rec. yds. (1,015) in a single-season for the first time in his career.
- Registered career highs in receipts. (78), rec. yds. (1,015) and rec. TDs (8) in 2022, marking his 3rd-consecutive season with 55-or-more receipts., 740-or-more receiving yds. and 5-or-more TD receipts., which is the longest streak to begin a career by a member of the 49ers since at least 1970 and matched the longest streak to begin a career in the NFL since at least 1970 (25 players tied - 3 seasons).

2021

- Played in all 17 games (16 starts) and recorded 56 receipts. for 826 yds. and 5 TDs to go along with 5 carries for 17 yds. Also started all 3 postseason games where he had 9 receipts. for 135 yds.
- Caught an 8-yd. TD receipt. from QB Jimmy Garoppolo vs. GB (9/26). Finished the game with 4 receipts. for 37 yds. and 1 TD.
- Registered 6 receipts. for 89 yds. and 1 TD vs. Arz. (11/7).
- Registered 7 receipts. for 85 yds. and 1 TD at Jax. (11/21).
- Hauled in 6 receipts. for 62 yds. and 1 TD at Cin. (12/12), scoring on a 12-yd. pass from Garoppolo to end the game in overtime.
- Hauled in 4 receipts. for 40 yds. and 1 TD at Ten. (12/23). His 2-yd. TD receipt. marked his 5th of the season and 10th of his career.
- Registered 6 receipts. for 107 yds. at LAR (1/9/22), it marked his first 100-yd. game this season and the 3rd of his career.
- Registered 60 receipts. on the season, ranking 2nd in franchise history for the most receipts. by a rookie.

2020

- Played in 12 games (11 starts) and recorded 60 receipts. for 748 yds. and 5 TDs to go along with 6 carries for 77 yds. and 2 TDs on the ground.
- Hauled in 5 receipts. for 70 yds. and added 3 carries for 31 yds. and 1 TD at NYG (9/27). His 19-yd. TD run marked the first TD of his career. According to the Elias Sports Bureau, became the first 49ers WR since 1970 whose first career TD was a rushing TD.
- With 1 rushing TD at NYG (9/27) and 1 rushing TD vs. Phi. (10/4), became the 1st 49ers WR to record a rushing TD in back-to-back games since WR Deebo Samuel in 2019 [1 vs. LAR (12/21/19) & 1 at Sea. (12/29/19)]. Also joined WR Tyreek Hill (Weeks 15-16, 2016) & Samuel as the only WRs with rush TDs in consecutive games in the last 5 seasons. His 38-yd.TD run is the longest by a 49ers WR since WR Terrell Owens in 2002 [38-yd. TD run vs. Was. (9/22/02)].
- Hauled in a 2-yd. TD receipt. on 3rd-and-goal vs. LAR (10/18), marking his first career TD receipt.
- Recorded 6 receipts. for a then career-high 115 yds. (19.2 avg.) at NE (10/25), marking his 1st career 100-yd. rec. game.

- With 10 receipts. and 119 yds. vs. Was. (12/13), became 1 of 3 49ers rookies since 1970 with 8-or-more receipts. and 100-or-more rec. yds. in a single game.

49ERS ROOKIES WITH 8-OR-MORE RECEPTS. & 100-OR-MORE REC. YDS. IN A SINGLE GAME, SINCE 1970

Player	Date	Opp.	Receipts.	Yds.	TDs
WR Brandon Aiyuk	12/13/20	vs. Was.	10	119	0
WR Deebo Samuel Sr.	11/17/19	vs. Arz.	8	134	0
WR Deebo Samuel Sr.	11/10/19	vs. Sea.	8	112	0
WR Jerry Rice	12/9/85	vs. LAR	10	241	1

- Finished the game vs. Was. (12/13) with career-highs in receipts. (10) and rec. yds. (119), marking his 2nd career game with 100-or-more rec. yds. According to the Elias Sports Bureau, his 2 games with 100-or-more rec. yds. were tied for the 2nd-most in a single-season by a rookie in franchise history.
- With 7 total TDs on the season (5 rec. & 2 rush), finished with the 3rd-most total TDs by a 49ers rookie since 1970.

MOST TOTAL TDS SCORED BY A 49ERS ROOKIE, SINCE 1970

Player	Season	Total TDs	Rec. TDs	Rush TDs
1. RB Roger Craig	1983	12	4	8
2. RB Earl Cooper	1980	9	4	5
3. WR Brandon Aiyuk	2020	7	5	2
4t. RB Elijah Mitchell	2021	6	1	5
WR Deebo Samuel Sr.	2019	6	3	3
RB William Floyd	1994	6	0	6

- With 748 rec. yds. on the season, ranked 3rd in franchise history for the most rec. yds. by a rookie.

MOST REC. YDS. IN A SINGLE SEASON BY A ROOKIE, FRANCHISE HISTORY

Player	Year	Yds.
1. Jerry Rice	1985	927
2. Deebo Samuel Sr.	2019	802
3. Brandon Aiyuk	2020	748
4. Gene Washington	1969	711
5. Dave Parks	1964	703

- With 60 receipts. on the season, ranked 2nd in franchise history for the most receipts. by a rookie.

MOST RECEPTS. IN A SINGLE SEASON BY A ROOKIE, FRANCHISE HISTORY

Player	Year	Receipts.
1. Earl Cooper (RB)	1980	83
2. Brandon Aiyuk	2020	60
3. Deebo Samuel Sr.	2019	57
4. Gene Washington	1969	51
5. Jerry Rice	1985	49

COLLEGE

Appeared in 25 games in two seasons (2018-19) at Arizona State and registered 98 receipts. for 1,666 yds. and 11 TDs. Also recorded 28 KORs for 760 yds. (27.1 avg.) and 25 PRs for 293 yds. (11.7 avg.) and 1 TD. As a senior in 2019, earned Third-Team All-America honors. He appeared in 12 games and recorded 65 receipts. for 1,192 yds. and 8 TDs. Also added 14 KORs for 446 yds. (31.9 avg.) and 14 PRs for 226 yds. (16.1 avg.) and 1 TD. Played in all 13 games as a junior in 2018 after transferring to Arizona State, recording 33 receipts. for 474 yds. and 3 TDs. Added 14 KORs for 314 yds. (22.4 avg.) and 11 PRs for 67 yds. (6.1 avg.). Played two seasons (2016-17) at Sierra (Rocklin, CA) College where he appeared in 20 games and recorded 89 receipts., 1,533 rec. yds. and 19 TDs. Appeared in 10 games as a sophomore in 2017, registering 60 receipts. for 960 yds. and 14 TDs. As a freshman in 2016, recorded 29 receipts. for 573 yds. and 5 TDs in 10 games.

PERSONAL

- Attended Robert McQueen (Reno, NV) HS where he was named first team All-Northern Nevada as a senior.
- Born Brandon Aiyuk (3/17/98) in Reno, NV.
- Has one son, Braylon.

INJURY REPORT

- 2020:** Inactive vs. Arz. (9/13) with a hamstring injury. Inactive vs. Sea. (1/3/21) with an ankle injury.
- 2023:** Inactive vs. NYG (9/21) with a shoulder injury.

AIYUK'S GAME-BY-GAME

2020								
Date	Opp	W/L	P/S	Rec	Yds	Avg	Lg	TD
Sep 13	Arz	L	—	—	—INACTIVE (Hamstring)—			
Sep 20	at NYJ	W	1/1	2	21	10.5	13	0
Sep 27	at NYG	W	1/1	5	70	14.0	20	0
Oct 4	Phi	L	1/1	2	18	9.0	14	0
Oct 11	Mia	L	1/1	3	44	14.7	20	0
Oct 18	LAR	W	1/1	2	12	6.0	10	1
Oct 25	at NE	W	1/1	6	115	19.2	35	0
Nov 1	at Sea	L	1/1	8	91	11.4	33	1
PLACED ON RESERVE/COVID-19 ON 11/4								
Nov 5	GB	L	—	—	—RESERVE/COVID-19—			
ACTIVATED FROM RESERVE/COVID-19 ON 11/6								
Nov 15	at NO	L	1/1	7	75	10.7	22	1
PLACED ON RESERVE/COVID-19 ON 11/20								
Nov 29	at LAR	W	—	—	—RESERVE/COVID-19—			
ACTIVATED FROM RESERVE/COVID-19 ON 12/2								
Dec 7	Buf	L	1/0	5	95	19.0	49	1
Dec 13	Was	L	1/1	10	119	11.9	19	0
Dec 20	at Dal	L	1/1	9	73	8.1	26	1
Dec 26	at Arz	W	1/1	1	15	15.0	15	0
Jan 3	Sea	L	—	—	—INACTIVE (Ankle)—			
TOTALS			12/11	60	748	12.5	49	5

2021								
Date	Opp	W/L	P/S	Rec	Yds	Avg	Lg	TD
Sep 12	at Det	W	1/0	0	0	—	—	0
Sep 19	at Phi	W	1/1	1	6	6.0	6	0
Sep 26	GB	L	1/1	4	37	9.3	16	1
Oct 3	Sea	L	1/1	1	15	15.0	15	0
Oct 10	at Arz	L	1/1	2	32	16.0	26	0
Oct 24	Ind	L	1/1	1	6	6.0	6	0
Oct 31	at Chi	W	1/1	4	45	11.3	23	0
Nov 7	Arz	L	1/1	6	89	14.8	22	1
Nov 15	LAR	W	1/1	3	26	8.7	21	0
Nov 21	at Jax	W	1/1	7	85	12.1	34	1
Nov 28	Min	W	1/1	3	91	30.3	37	0
Dec 5	at Sea	L	1/1	3	55	18.3	21	0
Dec 12	at Cin	W	1/1	6	62	10.3	21	1
Dec 19	Atl	W	1/1	1	36	36.0	36	0
Dec 23	at Ten	L	1/1	4	40	10.0	17	1
Jan 2	Hou	W	1/1	4	94	23.5	43	0
Jan 9	at LAR	W	1/1	6	107	17.8	31	0
TOTALS			17/16	56	826	14.8	43	5

2021 Postseason								
Date	Opp	W/L	P/S	Rec	Yds	Avg	Lg	TD
Jan 16	at Dal	W	1/1	5	66	13.2	37	0
Jan 22	at GB	W	1/1	0	0	—	—	0
Jan 30	at LAR	L	1/1	4	69	17.3	31	0
TOTALS			3/3	9	135	15.0	37	0

2022									
Date	Opp	W/L	P/S	Rec	Yds	Avg	Lg	TD	
Sep 11	at Chi	L	1/1	2	40	20.0	31	0	
Sep 18	Sea	W	1/1	5	63	12.6	25	0	
Sep 25	at Den	L	1/1	3	39	13.0	20	1	
Oct 3	LAR	W	1/1	4	37	9.3	15	0	
Oct 9	at Car	W	1/1	3	58	19.3	24	0	
Oct 16	at Atl	L	1/1	8	83	10.4	14	2	
Oct 23	KC	L	1/1	7	82	11.7	21	0	
Oct 30	at LAR	W	1/1	6	81	13.5	34	1	
Nov 13	LAC	W	1/1	6	84	14.0	24	0	
Nov 21	at Arz	W	1/1	2	20	10.0	13	2	
Nov 27	NO	W	1/1	5	65	13.0	27	0	
Dec 4	Mia	W	1/1	5	46	9.2	23	0	
Dec 11	TB	W	1/1	2	57	28.5	32	1	
Dec 15	at Sea	W	1/1	2	19	9.5	16	0	
Dec 24	Was	W	1/1	5	81	16.2	54	0	
Jan 1	at LV	W	1/1	9	101	11.2	23	1	
Jan 8	Arz	W	1/1	4	59	14.8	22	0	
TOTALS			17/17	78	1,015	13.0	54	8	

2022 Postseason									
Date	Opp	W/L	P/S	Rec	Yds	Avg	Lg	TD	
Jan 14	Sea	W	1/1	3	73	24.3	31	0	
Jan 22	Dal	W	1/1	2	26	13.0	17	0	
Jan 29	at Phi	L	1/1	1	10	10.0	10	0	
TOTALS			3/3	6	109	18.2	31	0	

2023									
Date	Opp	W/L	P/S	Rec	Yds	Avg	Lg	TD	
Sep 10	at Pit	W	1/1	8	129	16.1	23	2	
Sep 17	at LAR	W	1/1	3	43	14.3	18	0	
Sep 21	NYG	W	—	—	—INACTIVE (Shoulder)—				
Oct 1	Arz	W	1/1	6	148	24.7	42	0	
Oct 8	Dal	W	1/1	4	58	14.5	23	0	
Oct 15	at Cle	L	1/1	4	76	19.0	33	0	
Oct 23	at Min	L	1/1	5	57	11.4	25	0	
Oct 29	Cin	L	1/1	5	109	21.8	31	0	
Nov 12	at Jax	W	1/1	3	55	18.3	21	1	
Nov 19	TB	W	1/1	5	156	31.2	76t	1	
Nov 23	at Sea	W	1/1	2	50	25.0	28	1	
Dec 3	at Phi	W	1/1	5	46	9.2	13	1	
Dec 10	Sea	W	1/1	6	126	21.0	45	0	
Dec 17	at Arz	W	1/1	3	37	12.3	22	0	
Dec 25	Bal	L	1/1	6	113	18.8	33	0	
Dec 31	at Was	W	1/1	7	114	16.3	38	1	
Jan 7	LAR	L	1/1	3	25	8.3	11	0	
TOTALS			16/16	75	1,342	17.9	76t	7	

2023 Postseason									
Date	Opp	W/L	P/S	Rec	Yds	Avg	Lg	TD	
Jan 20	GB	W	1/1	3	32	10.7	12	0	
Jan 28	Det	W	1/1	3	68	22.7	51	1	
Feb 11	at KC	L	1/1	3	49	16.3	20	0	
TOTALS			3/3	9	149	16.6	51	1	



ISAAC ALARCON

67

OL * 6-7 * 320 * TECNOLÓGICO DE MONTERREY

7.27.98 * MONTERREY, MX * 1ST YEAR * ACQUIRED FA IN '24

GOLDMINE

- In 2023, the Dallas Cowboys moved Alarcon from the offensive line, where he played both guard and tackle, to defensive tackle. Alarcon, who had limited football experience in Mexico before joining the Cowboys, said he never played defense prior to this switch. However, in 2022 Alarcon played some defense on the Cowboys' scout team which gave the coaches a thought he could make the switch.



ALARCON'S GOLDEN NUGGETS

- 🏆 Started playing football at the age of 14 (2012).
- 🏆 In 2016, Alarcon helped lead the Mexican team to a bronze medal at the U19 World Championship in China.

2023 (DALLAS)

- Spent the season on the team's practice squad as part of the NFL's International Player Pathway program.

2022 (DALLAS)

- Spent the season on the team's practice squad as part of the NFL's International Player Pathway program.

2021 (DALLAS)

- Spent the season on the team's practice squad as part of the NFL's International Player Pathway program.

2020 (DALLAS)

- Spent the season on the team's practice squad as part of the NFL's International Player Pathway program.

COLLEGE


Attended Tecnológico de Monterrey for four years (2016-19), where he won a National Championship before graduating in 2019.

PERSONAL

- Attended UANL (Monterrey, MX) HS.
- Majored in automotive design engineering at Monterrey Tech.
- Born Isaac Alarcón García (7/27/1998) in Monterrey, Mexico.

ALARCON'S TRANSACTIONS

Originally signed as an undrafted free agent by Dal. in 2020...Waived by Dal. on 9/5/20...Signed to Dal. practice squad on 9/6/20...Signed to Reserve/Future contract with Dal. on 1/4/21... Signed to Reserve/Future contract with Dal. on 1/17/22...Waived by Dal. on 8/30/22...Signed to Dal. practice squad on 8/31/22...Signed to Reserve/Future contract with Dal. on 1/26/23...Waived by Dal. on 8/29/23...Signed to Dal. practice squad on 8/30/23...Signed to Reserve/Future contract with SF on 1/23/24.



BRANDON ALLEN

17

QB × 6-2 × 209 × ARKANSAS

9.5.92 × FAYETTEVILLE, AR × 9TH YEAR × ACQUIRED FA IN '23

GOLDMINE

- Allen has deep family ties to the University of Arkansas football program starting with his father, Bobby. Bobby spent over 20 years with the program serving in a variety of roles. The elder Allen served as the position coach at points for the team's defensive line, linebackers, cornerbacks and free safeties, he served two stints as the team's defensive coordinator (1998, 2000) and later served as the director of high school and NFL relations before retiring in 2020. Allen's younger brother, Austin, followed in his footsteps by playing quarterback at the university. After Brandon left the school to enter the NFL following three years as the Razorbacks' starter, Austin took over the huddle and led the SEC with 3,430 passing yards and 25 touchdown passes in his first season under center.



ALLEN'S GOLDEN NUGGET

- While at Arkansas, formed a friendship with Canaan Sandy, a Razorbacks' super fan with special needs. Sandy was a staple at all Razorback football events, everything from spring games to tailgates. It was there where the two were able to grow their bond. Sandy was voted into the ESPN Fan Hall of Fame following years of committed fandom to Arkansas athletics.



GOLDMINE (CONTINUED)

- During the 2021 NFL season, NFL players were able to support causes of their choice through the NFL's My Cause, My Cleats initiative. Allen chose to support the Alzheimer's Association as his grandmother suffers from the disease. "I'd love to find a cure so that no one has to watch the ones they love suffer with this disease," Allen said.



ALLEN'S CAREER STATISTICS

YEAR	TEAM	GP	GS	PASSING										RUSHING				
				ATT	CMP	PCT	YDS	TD	INT	LG	SK	LST	RTG	ATT	YDS	AVG	LG	TD
2019	DEN	3	3	84	39	46.4	515	3	2	75t	9	59	68.3	10	39	3.9	11	0
2020	CIN	5	5	142	90	63.4	925	5	4	72t	7	51	82.0	13	27	2.1	4	0
2021	CIN	6	1	34	17	50.0	149	2	0	26	4	33	81.6	7	-1	-0.1	3	0
2022	CIN	1	0	3	3	100.0	22	0	0	13	1	0	97.2	3	-1	-0.3	2	0
2023	SF	0	0	0	0	-	0	0	0	0	0	0	0.0	0	0	0.0	-	0
TOTALS		15	9	263	149	56.7	1,611	10	6	75t	21	143	78.0	33	64	1.9	11	0

PLAYOFFS

YEAR	TEAM	GP	GS	PASSING										RUSHING				
				ATT	CMP	PCT	YDS	TD	INT	LG	SK	LST	RTG	ATT	YDS	AVG	LG	TD
2023	SF	0	0	0	0	-	0	0	0	-	0	0	0.0	0	0	0.0	-	0
TOTALS		0	0	0	0	-	0	0	0	-	0	0	0.0	0	0	0.0	-	0

Milestones:

NFL Debut: vs. Cle. (11/3/19); **First Start:** vs. Cle. (11/3/19); **First TD Pass:** Regular Season – vs. Cle. (11/3/19 – 21 yd. pass to WR Courtland Sutton); **First 300-Yd. Game:** Regular Season – at Hou. (12/27/20)

Additional Statistics:

Fumble Recoveries – 1: 2021 (1)

Fumbles-Lost – 2-1: 2020 (1-1); 2022 (1-0)

ALLEN'S CAREER 300-YARD PASSING GAMES (1)

Date	Opp	Att	Cmp	Yds	TD
12/27/20	at Hou.	37	29	371	2

ALLEN'S CAREER HIGHS

Passes Attempted: Regular Season – 39 at Min. (11/17/19)

Completions: Regular Season – 29 at Hou. (12/27/20)

Completion Percentage: Regular Season – 78.4 at Hou. (12/27/20)

Passing Yards: Regular Season – 371 at Hou. (12/27/20)

Long Pass: Regular Season – 75t vs. Cle. (11/3/19)

QB Rating: Regular Season – 126.5 at Hou. (12/27/20)

Passing Touchdowns: Regular Season – 2 (2 times) Last at Hou. (12/27/20)

Rushes: Regular Season – 5 vs. Cle. (11/3/19)

Rushing Yards: Regular Season – 18 at Min. (11/17/19)

Long Rush: Regular Season – 11 (2 times) Last at Min. (11/17/19)

ALLEN'S TRANSACTIONS

Originally a 6th-round (201st overall) draft choice by Jax. in 2016...Waived by Jax. on 9/3/17...Claimed off of Waivers by LAR on 9/4/17...Placed on the Injured Reserve List on 12/20/17...Waived by LAR on 9/18/18...Signed to LAR practice squad on 9/20/18...Re-signed with LAR on a one-year deal on 2/7/19...Waived by LAR on 8/30/19...Claimed off of Waivers by Den. on 9/1/19...Signed a one-year deal with Cin. on 8/1/20...Waived by Cin. on 9/5/20...Signed to Cin. practice squad on 9/6/20...Promoted to Cin. active roster on 11/23/20...Re-signed with Cin. on a one-year deal on 3/10/21...Placed on the Reserve/COVID-19 List on 12/27/21...Re-signed with Cin. on a one-year deal on 3/17/22...Waived by Cin. on 8/31/22...Re-signed with Cin. on a one-year deal on 9/2/22...Signed with SF on a one-year deal on 5/8/23...Re-signed a one-year deal with SF on 3/11/24.

2023 (SAN FRANCISCO)

- Inactive for 16 regular season games and DNP for 1 regular season game. Also, inactive for three postseason contests.

2022 (CINCINNATI)

- Appeared in 1 game and completed all 3 pass atts. for 22 yds.

2021 (CINCINNATI)

- Appeared in 6 games (1 start) and completed 17 of 34 passing atts. for 149 yds. and 2 TDs.

2020 (CINCINNATI)

- Started all 5 games he appeared in and completed 90 of 142 passing atts. for 925 yds. and 5 TDs. Added 13 rushes for 27 yds.
- Completed 29 of 37 passing atts. for 371 yds. and 2 TDs at Hou. (12/27), marking the first 300-yd. game of his career.

2019 (CINCINNATI)

- Started 3 games and completed 39 of 84 passing atts. for 515 yds. and 3 TDs. Added 10 rushes for 39 yds.

2018 (LOS ANGELES RAMS)

- Signed to the LAR practice squad on 9/20 where he spent the remainder of the season.

2017 (LOS ANGELES RAMS)

- Signed with LAR on 9/4 where he spent the remainder of the season. Did not appear in a game.

2016 (JACKSONVILLE)

- Did not appear in a game.

COLLEGE

Started 38 games in 5 years (2011-15) at Arkansas and completed 583 of 1,016 passing atts. (57.4 pct.) for 7,463 yds. and a program-record 64 TDs. Started all 13 games and completing 244 of 370 passing atts. for 3,440 yds. and 30 TDs as a senior in 2015. Started all 13 games and completing 190 of 339 passing atts. for 2,285 yds. and 20 TDs as a junior in 2014. Started all 11 games he appeared in and completed 128 of 258 passing atts. for 1,552 yds. and 13 TDs in 2013 as a sophomore. In 2012, appeared in 5 games (1 start) and completed 21 of 49 passing atts. for 186 yds. and 1 TD. Redshirted as a true freshman in 2011.

PERSONAL

- Attended Fayetteville (AR) HS where he threw for 3,408 yds. and 38 TDs as a senior in 2010. Finished his HS career with over 10,000 passing yds.
- Graduated from Arkansas in 2014 with a degree in recreation and sport management.
- Son of Bobby and Marcela Allen.
- Has three siblings, Austin, Christian and Daniela.
- Born Brandon Allen (9/5/92) in Fayetteville, AR.

INJURY REPORT

2017: Inactive at Sea. (12/17) with a back injury, later placed on the Injured Reserve List on 12/20.

2020: Inactive vs. Pit (12/21) with a knee injury.

ALLEN'S GAME-BY-GAME

Only games Allen has appeared in on offense are listed

2019 (Denver)

Date	Opp	W/L	P/S	Att	Cmp	Pct	Yds	TD	Int	Lg	Sk/Yds	Rtg	Rsh	Yds	TD	Total Net Yds.	Pct. Offense
Nov 3	Cle	W	1/1	20	12	60.0	193	2	0	75t	3/18	125.6	5	13	0	188	62.3
Nov 17	at Min	L	1/1	39	17	43.6	240	1	1	48	2/8	61.9	3	18	0	250	63.5
Nov 24	at Buf	L	1/1	25	10	40.0	82	0	1	27	4/33	32.4	2	8	0	57	42.5
TOTALS			1/1	84	39	46.4	515	3	2	75t	9/59	68.3	10	39	0	495	10.3

2020 (Cincinnati)

Date	Opp	W/L	P/S	Att	Cmp	Pct	Yds	TD	Int	Lg	Sk/Yds	Rtg	Rsh	Yds	TD	Total Net Yds.	Pct. Offense
Nov 29	NYG	L	1/1	29	17	58.6	136	1	1	18	2/21	67.6	4	7	0	122	78.7
Dec 6	at Mia	L	1/1	19	11	57.9	153	1	1	72t	5/30	79.5	2	3	0	126	64.3
Dec 13	Dal	L	1/1	36	27	75.0	217	1	0	21	0/0	99.0	4	12	0	229	74.1
Dec 27	at Hou	W	1/1	37	29	78.4	371	2	0	42	0/0	126.5	2	3	0	374	69.3
Jan 3	Bal	L	1/1	21	6	28.6	48	0	2	21	0/0	0.0	1	2	0	50	25.6
TOTALS			5/5	142	90	63.4	925	5	4	72t	7/51	82.0	13	27	0	901	17.6

2021 (Cincinnati)

Date	Opp	W/L	P/S	Att	Cmp	Pct	Yds	TD	Int	Lg	Sk/Yds	Rtg	Rsh	Yds	TD	Total Net Yds.	Pct. Offense
Oct 17	at Det	W	1/0	1	1	100.0	7	1	0	7t	0/0	135.4	3	-3	0	4	0.0
Oct 24	at Bal	W	1/0	0	0	-	0	0	0	0	0/0	-	0	0	0	0	0.0
Nov 7	Cle	L	1/0	2	1	50.0	6	0	0	6	0/0	56.3	1	0	0	6	0.0
Nov 28	Pit	W	1/0	1	0	0.0	0	0	0	0	0/0	39.6	1	-1	0	-1	0.0
Jan 2	KC	W	1/0	1	0	0.0	0	0	0	0	0/0	39.6	1	0	0	0	0.0
Jan 9	at Cle	L	1/1	29	15	51.7	136	1	0	26	4/33	76.2	1	3	0	106	58.2
TOTALS			6/1	34	17	50.0	149	2	0	26	4/33	81.6	7	-1	0	115	0.0

2022 (Cincinnati)

Date	Opp	W/L	P/S	Att	Cmp	Pct	Yds	TD	Int	Lg	Sk/Yds	Rtg	Rsh	Yds	TD	Total Net Yds.	Pct. Offense
Nov 6	Car	W	1/0	3	3	100.0	22	0	0	13	1/0	97.2	3	-1	0	21	0.0
TOTALS			1/0	3	3	100.0	22	0	0	13	1/0	97.2	3	-1	0	21	0.0



AARON BANKS

65

OL × 6-5 × 325 × NOTRE DAME

9.3.97 × EL CERRITO, CA × 4TH YEAR × ACQUIRED D-2 IN '21

AWARDS & HONORS

2021: 49ers Community Relations Rookie Player Award

GOLDMINE

- Originally from Hayward, Banks grew up less than an hour from Levi's Stadium. For Draft Day, Banks and his large family rented a house in Napa to wait for his name to be called. Learning his football path brought him right back to where it all started, the moment was not lost on him. "[It's] crazy how this journey brought me right back home," Banks said. The chorus of screams from his family upon hearing his name associated with the hometown team resonates with Banks and his excitement to return.
- At El Cerrito High School, Banks was a dual-sport athlete as a center on the basketball team and an offensive and defensive lineman on the football team. The basketball team won the North Coast Section championship with Banks in the paint and he also helped El Cerrito to its first-ever NCS football championship in 2013.
- Banks has three dogs, two huskies and a pitbull mix. The dogs are named Waffles, Pancakes and Beans.

2023

- Appeared in 15 games (14 starts) and started in all 3 postseason games.
- Helped allow zero sacks on 28 pass attempts by QB Brock Purdy and QB Sam Darnold at Arz. (12/17).

2022

- Started all 16 games he appeared in. Also started all 3 postseason games.
- Helped allow zero sacks on 27 pass attempts by QB Jimmy Garoppolo vs. LAR (10/3).
- Helped allow zero sacks on 41 pass attempts by QB Jimmy Garoppolo at Atl. (10/16).
- Helped allow zero sacks on 29 pass attempts by QB Jimmy Garoppolo at Arz. (11/21).
- Helped allow zero sacks and block for 209 rushing yds. vs. TB (12/11).
- Helped allow zero sacks and block for 170 rushing yds. at LV (1/1/23). It marked the 5th game this season that the 49ers offensive line has not allowed a sack, matching the most registered by the 49ers in a single season since 1980 (2000 - 5 games without a sack).

BANKS' GOLDEN NUGGETS

- Was given the nickname 'The Dancing Bear' by former Notre Dame offensive coordinator Chip Long due to his energy and playing style.
- As a sophomore at Notre Dame, hosted pizza night every Thursday night in his apartment to help the offensive line bond off the field. "We have those guys every week, it's our pizza night. But it's not always at our house. We move it around a little bit," Banks said. "Pizza night has been a thing among the O-Line for a long time, and it's a tradition."
- While attending El Cerrito (CA) HS, Banks, realizing that the school's weight room was limited, took it upon himself to find additional ways to train in a local gym. "Yeah, we didn't have a lot of weights," Banks said. "So myself and my little brother would go before school, at like 4:30 in the morning and go lift."

2021

- Appeared in 9 games on offense and special teams. Also appeared in the NFC-WC game at Dal. (1/16/22).

COLLEGE

Appeared in 38 games (31 starts) in 4 years (2017-20) at Notre Dame. As a senior in 2020, started all 12 games, including an appearance in the CFP Semifinal. Named First-Team AFCA All-America and Associated Press First-Team All-America as a senior. Started all 13 games as a junior in 2019 and helped the Irish rank 13th nationally in scoring offense. Played in all 13 games (6 starts) as a sophomore in 2018. Did not see game action as a freshman in 2017.

PERSONAL

- Attended El Cerrito (CA) HS where he was named American Family Insurance first team all-USA California and first team *San Francisco Chronicle* all-metro in 2016
- Majored in film, television and theatre at Notre Dame.
- Born Aaron Banks (9/3/97) in Alameda, CA.

INJURY REPORT

- 2022:** Inactive vs. Arz. (1/8) with an ankle/knee injury.
- 2023:** Missed 2 games [at Jax. (11/12) & vs. TB (11/19)] with a toe injury.

BANKS' CAREER STATISTICS

GAMES/STARTS: 40/30: 2021 (9/0); 2022 (16/16); 2023 (15/14)
POSTSEASON GAMES/STARTS: 7/6: 2021 (1/0); 2022 (3/3); 2023 (3/3)

Milestones:
NFL Debut: vs. LAR (11/15/21); **First Start:** at Chi. (9/11/22)

BANKS' TRANSACTIONS

Originally a 2nd-round (48th overall) draft choice by SF in 2021.



ALEX BARRETT

58

DL * 6-2 * 250 * SAN DIEGO STATE

3.6.94 * MESA, AZ * 2ND YEAR * ACQUIRED FA IN '20

GOLDMINE

- In May of 2018, Barrett's father, Audry, passed away after a battle with Stage Four liver cirrhosis. Barrett and his father bonded over a love of football from the start. After stints with the Detroit Lions and the San Diego Fleet in the former AAF, Barrett was working for another shot in the NFL. On April 5, 2019, his hard work paid off as the then Oakland Raiders signed the defensive lineman. Not only did he join his late father's favorite team, but the day he signed happened to be his parents' wedding anniversary. "It was my parents' anniversary, so it was really weird and special," he said. "It's been the first year, well, my father passed away in May of 2018, so it's pretty much my parents first anniversary not together. Just being able to call my mom on that day was crazy."



BARRETT'S GOLDEN NUGGET

- In addition to playing football, he lettered in track at Desert Ridge (Mesa, AZ) HS. He finished second in state in the shot put his senior season.

GOLDMINE (CONTINUED)

- Members of the 49ers defensive line spent time with 25 local youth from the Fam 1st Foundation at Shoe Palace for a special holiday shopping experience in December of 2019. The Fam 1st Foundation is based in Oakland and focuses on underserved youth, aiming to build new generations of innovative thinkers to create solutions for the future of Oakland and beyond.



BARRETT'S CAREER STATISTICS

YEAR	TEAM	GP	GS	TACKLES					INTERCEPTIONS					FUMBLES			
				TOT	SOL	AST	SACKS	YDS	INT	YDS	LG	TD	PD	FF	FR	YDS	
2017	DET	2	0	1	0	1	0.0	0.0	0	0	-	0	0	0	0	0	0
2018	DET	-	-	-	PRACTICE SQUAD			-	-	-	-	-	-	-	-	-	-
2019	SF	-	-	-	PRACTICE SQUAD			-	-	-	-	-	-	-	-	-	-
2020	SF	7	0	5	0	5	0.0	0.0	0	0	-	0	0	0	0	0	
2021	SF	-	-	-	PRACTICE SQUAD			-	-	-	-	-	-	-	-	-	-
2022	SF	-	-	-	PRACTICE SQUAD			-	-	-	-	-	-	-	-	-	-
2023	SF	-	-	-	PRACTICE SQUAD			-	-	-	-	-	-	-	-	-	-
TOTALS		9	0	6	0	6	0.0	0.0	0	0	-	0	0	0	0	0	

PLAYOFFS

YEAR	TEAM	GP	GS	TACKLES					INTERCEPTIONS					FUMBLES			
				TOT	SOL	AST	SACKS	YDS	INT	YDS	LG	TD	PD	FF	FR	YDS	
2019	SF	-	-	-	PRACTICE SQUAD			-	-	-	-	-	-	-	-	-	-
2021	SF	-	-	-	PRACTICE SQUAD			-	-	-	-	-	-	-	-	-	-
2022	SF	-	-	-	PRACTICE SQUAD			-	-	-	-	-	-	-	-	-	-
2023	SF	-	-	-	PRACTICE SQUAD			-	-	-	-	-	-	-	-	-	-
TOTALS		0	0	0	0	0	0.0	0.0	0	0	-	0	0	0	0	0	

Milestones:

NFL Debut: vs. Arz. (9/10/17)

BARRETT'S CAREER HIGHS

Total Tackles: 1 (6 times) Last vs. Sea. (1/3/21)

Assists: 1 (6 times) Last vs. Sea. (1/3/21)

BARRETT'S TRANSACTIONS

Originally signed as an undrafted free agent with Det. on 5/12/17...Waived by Det. on 9/20/17...Signed to Det. practice squad on 9/22/17...Signed to Reserve/Future contract with Det. on 1/2/18...Waived by Det. on 9/1/18...Signed to Det. practice squad on 9/2/18...Released by Det. on 9/19/18...Signed to Det. practice squad on 10/31/18...Released by Det. on 11/6/18...Signed a one-year deal with Oak. on 4/5/19...Waived/Injured by Oak. on 8/30/19...Signed to SF practice squad on 11/27/19...Signed a two-year deal with SF on 2/11/20...Waived by SF on 7/30/20...Re-signed with SF on a one-year deal on 8/2/20...Waived by SF on 8/13/20...Re-signed with SF on a one-year deal on 8/30/20...Waived by SF on 9/5/20...Signed to SF practice squad on 9/23/20...Promoted to SF active roster on 10/7/20...Waived by SF on 10/26/20...Signed to SF practice squad on 10/28/20...Activated from the SF practice squad on 11/28/20...Reverted back to SF practice squad on 11/30/20...Promoted to SF active roster on 12/12/20...Waived by SF on 12/14/20...Signed to SF practice squad on 12/16/20...Activated from the SF practice squad on 12/25/20...Reverted back to SF practice squad on 12/28/20...Promoted to SF active roster on 1/1/21...Waived by SF on 8/31/21...Signed to SF practice squad on 9/1/21...Signed to Reserve/Future contract with SF on 2/2/22...Waived by SF on 8/30/22...Signed to SF practice squad on 8/31/22...Activated from the SF practice squad on 1/21/23...Reverted back to SF practice squad on 1/23/23...Signed to Reserve/Future contract with SF on 1/31/23...Waived by SF on 8/29/23...Signed to SF practice squad on 8/30/23...Activated from the SF practice squad on 1/20/24...Reverted back to SF practice squad on 1/21/24...Activated from the SF practice squad on 2/10/24...Reverted back to SF practice squad on 2/12/24...Signed a one-year deal with SF on 2/14/24.

2023 (SAN FRANCISCO)

- Signed to the team's practice squad on 8/30 where he spent the season.

2022 (SAN FRANCISCO)

- Signed to the team's practice squad on 8/31 where he spent the season.

2021 (SAN FRANCISCO)

- Signed to the team's practice squad on 9/1 where he spent the season.

2020 (SAN FRANCISCO)

- Spent time between the practice squad and active roster. Saw action in 7 games and finished with 5 tackles.

2019 (SAN FRANCISCO)

- Signed to the team's practice squad on 11/27 where he spent the remainder of the season.

2019 (AAF - SAN DIEGO FLEET)

- Signed with the Fleet where he registered 15 tackles, 2.0 sacks and 2 PDs in 8 games.

2018 (DETROIT)

- Signed to Det. practice squad on 9/2 and was released on 9/18. Re-signed to the Lions practice squad on 10/31 and was later released on 11/6.

2017 (DETROIT)

- Appeared in 2 games and registered 1 tackle. Signed to the Det. practice squad on 9/22 where he spent the remainder of the season.
- Made his NFL debut vs. Arz. (9/10), where he registered 1 tackle.

COLLEGE

Played in 50 games (38 starts) and recorded 169 tackles, 19.0 sacks, 40 TFLs, 2 INTs and 3 FFs at San Diego State. Named team captain as a senior in 2016 and a First-Team All-Mountain West selection after he appeared in 14 games (14 starts) and registered 53 tackles, 13.0 TFLs and 7.5 sacks. Started 14 games as a junior in 2015, recording 62 tackles, 13.0 TFLs, 5.5 sacks, 2 INTs and 2 FF, earning First-Team All-Mountain West honors. Started all 10 games in which he appeared as a sophomore in 2014, finishing with 39 tackles, 9.0 TFLs, 3.0 sacks and 1 FF. Appeared in 12 games as a freshman in 2013, registering 15 tackles, 5.0 TFLs and 3.0 sacks. Redshirted in 2012.

PERSONAL

- Attended Desert Ridge (Mesa, AZ) HS, where he was a two-time all-state selection. Named First-Team all-region on defense and East Valley all-region on both sides of the ball as a junior.
- Majored in social science at San Diego State.
- Son of Audry and Elena Barrett.
- Born Alejandro Barrett (3/6/94) in Yuma, AZ.

BARRETT'S GAME-BY-GAME

2017 (Detroit)

Date	Opp	W/L	P/S	Tot	Sol	Ast	Sk	Yds	Int	Yds	PD	FF	FR	Yds
Sep 10	Arz	W	1/0	1	0	1	0.0	0.0	0	0	0	0	0	0
Sep 18	at NYG	W	1/0	0	0	0	0.0	0.0	0	0	0	0	0	0
WAIVED BY DET ON 9/20														
SIGNED TO DET PRACTICE SQUAD ON 9/22														
Sep 24	Atl	L	-	-	-	-	-	-	-	-	-	-	-	-
Oct 1	at Min	W	-	-	-	-	-	-	-	-	-	-	-	-
Oct 8	Car	L	-	-	-	-	-	-	-	-	-	-	-	-
Oct 15	at NO	L	-	-	-	-	-	-	-	-	-	-	-	-
Oct 29	Pit	L	-	-	-	-	-	-	-	-	-	-	-	-
Nov 6	at GB	W	-	-	-	-	-	-	-	-	-	-	-	-
Nov 12	Cle	W	-	-	-	-	-	-	-	-	-	-	-	-
Nov 19	at Chi	W	-	-	-	-	-	-	-	-	-	-	-	-
Nov 23	Min	L	-	-	-	-	-	-	-	-	-	-	-	-
Dec 3	at Bal	L	-	-	-	-	-	-	-	-	-	-	-	-
Dec 10	at TB	W	-	-	-	-	-	-	-	-	-	-	-	-
Dec 16	Chi	W	-	-	-	-	-	-	-	-	-	-	-	-
Dec 24	at Cin	L	-	-	-	-	-	-	-	-	-	-	-	-
Dec 31	GB	W	-	-	-	-	-	-	-	-	-	-	-	-
TOTALS			2/0	1	0	1	0.0	0.0	0	0	0	0	0	0

2020 (San Francisco)

Date	Opp	W/L	P/S	Tot	Sol	Ast	Sk	Yds	Int	Yds	PD	FF	FR	Yds
SIGNED TO SF PRACTICE SQUAD ON 9/23														
Sep 27	at NYG	W	-	-	-	-	-	-	-	-	-	-	-	-
Oct 4	Phi	L	-	-	-	-	-	-	-	-	-	-	-	-
PROMOTED TO SF ACTIVE ROSTER ON 10/7														
Oct 11	Mia	L	1/0	1	0	1	0.0	0.0	0	0	0	0	0	0
Oct 18	LAR	W	1/0	0	0	0	0.0	0.0	0	0	0	0	0	0
Oct 25	at NE	W	1/0	1	0	1	0.0	0.0	0	0	0	0	0	0
WAIVED BY SF ON 10/26														
SIGNED TO SF PRACTICE SQUAD ON 10/28														
Nov 1	at Sea	L	-	-	-	-	-	-	-	-	-	-	-	-
Nov 5	GB	L	-	-	-	-	-	-	-	-	-	-	-	-
Nov 15	at NO	L	-	-	-	-	-	-	-	-	-	-	-	-
ACTIVATED FROM SF PRACTICE SQUAD ON 11/28														
Nov 29	at LAR	W	1/0	1	0	1	0.0	0.0	0	0	0	0	0	0
REVERTED BACK TO SF PRACTICE SQUAD ON 11/30														
Dec 7	Buf	L	-	-	-	-	-	-	-	-	-	-	-	-
PROMOTED TO SF ACTIVE ROSTER ON 12/12														
Dec 13	Was	L	1/0	0	0	0	0.0	0.0	0	0	0	0	0	0
WAIVED BY SF ON 12/14														
SIGNED TO SF PRACTICE SQUAD ON 12/16														
Dec 20	at Dal	L	-	-	-	-	-	-	-	-	-	-	-	-
ACTIVATED FROM SF PRACTICE SQUAD ON 12/25														
Dec 26	at Arz	W	1/0	1	0	1	0.0	0.0	0	0	0	0	0	0
REVERTED BACK TO SF PRACTICE SQUAD ON 12/28														
PROMOTED TO SF ACTIVE ROSTER ON 1/1/21														
Jan 3	Sea	L	1/0	1	0	1	0.0	0.0	0	0	0	0	0	0
TOTALS			7/0	5	0	5	0.0	0.0	0	0	0	0	0	0



BEN BARTCH

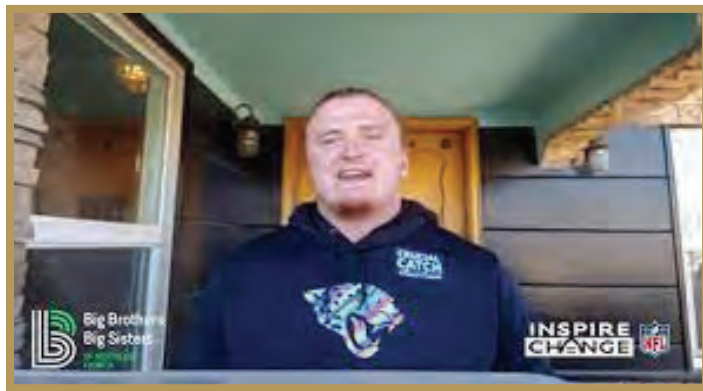
78

OL × 6-6 × 315 × ST. JOHN'S (MN)

7.22.98 × SALEM, OR × 5TH YEAR × ACQUIRED FA IN '23

GOLDMINE

- Bartch became a mentor for young children through the Big Brothers Big Sisters of Northeast Florida in Jacksonville. He took part in the NFL Inspire Change movement by encouraging Florida residents to partake in virtual bingo through the Big Brothers Big Sisters of Northeast Florida in Jacksonville to directly support youth in Northeast Florida. This campaign focused on igniting the focus and promise of youth by creating one-on-one mentorship programs.



2023 (JACKSONVILLE/SAN FRANCISCO)

- Appeared in 8 games (3 starts) with Jax. and 5 games with SF. Also appeared in all 3 postseason contests with SF.

2022 (JACKSONVILLE)

- Appeared in 5 games along the offensive line.
- Started at left guard at LAC (9/25), vs. Ind. (9/18) and at Was. (9/11).

2021 (JACKSONVILLE)

- Appeared in 15 games along the offensive line.
- Helped pave the way for RB James Robinson rush for a career-high 149 yards vs. Ten. (10/10).

2020 (JACKSONVILLE)

- Appeared in 13 games along the offensive line.
- Made his first career NFL start at LOG vs. Ten. (12/13).

BARTCH'S GOLDEN NUGGET

- Began his collegiate career playing tight end. Entering Saint John's (MN), Bartch was 220 pounds. His coaches suggested he move to the offensive line going into his junior season. In order to gain weight, Bartch consumed a protein shake daily consisting of 7 scrambled eggs, a tub of cottage cheese, quick grits, peanut butter, bananas and a Gatorade.
- Majored in psychology at Saint John's (MN).
- Studied abroad in South Africa during the spring of 2019, where he served as a computer lab tutor for local children.

- Helped rookie RB James Robinson tally the most scrimmage yards (1,414), and the second-most rushing yards (1,070), by an undrafted rookie in NFL history.
- Made his first career start vs. Ten. (12/13).

COLLEGE

Appeared in 36 games in four years (2016-19) at Saint John's (MN). Started 14 games at left tackle as a senior. Was named a Division III All-American and earned earned First-Team All-Minnesota Intercollegiate Athletic Conference honors. That same year (2019), was named the Allstate American Football Coaches Association (AFCA) Good Works Team, an award established to recognize a select group of college football players who have made a commitment to service and enriching the lives of others. Registered 2 tackles during his junior season. Tallied 1 recept., 1 TD and 2 tackles his sophomore season. Began his collegiate career as tight end.

PERSONAL

- Attended Blanchet Catholic HS in Salem, OR.
- Born Ben Bartch on 7/22/98 in McMinnville, OR.

INJURY REPORT

2022: Placed on the Injured Reserve List on 10/11 with a knee injury.

BARTCH'S CAREER STATISTICS

GAMES/STARTS – 74/25: 2020 (13/1); 2021 (15/11); 2022 (5/5); 2023 (13/3)

POSTSEASON GAMES/STARTS – 3/0: 2023 (3/0)

Additional Statistics:

Tackles – 1: 2023 (1)

Milestones:

NFL Debut: vs. Ind. (9/23/20); **First Start:** vs. Ten. (12/13/20)

BARTCH'S TRANSACTIONS

Originally a 4th-round (116th overall) draft choice by Jax. in 2020...Placed on the Reserve/COVID-19 List on 12/15/20...Activated from the Reserve/COVID-19 List on 1/5/21...Placed on the Reserve/COVID-19 List on 12/24/21...Activated from the Reserve/COVID-19 List on 1/6/22...Placed on the Injured Reserve List on 10/11/22...Waived by Jax. on 10/31/23...Signed to Jax. practice squad on 11/3/23...Signed a one-year deal with SF on 11/21/23.



ROBERT BEAL JR.

51

DL * 6-4 * 250 * GEORGIA

8.18.99 * DULUTH, GA * 2ND YEAR * ACQUIRED D-5B IN '23

GOLDMINE

- Despite leading the Bulldogs in sacks in 2021, Beal decided to return to Georgia for his final year of eligibility in pursuit of a second-consecutive National Championship. The move paid off as Georgia finished the 2022 season a perfect 15-0 culminated by a 65-7 victory over Texas Christian in the National Championship, which was the largest margin of victory and the most points scored in a College Football Playoff or Bowl Championship Series title game. Beal registered 3 tackles and 1.0 sack of former Horned Frogs and current Los Angeles Chargers QB Max Duggan and became forever engrained in college football history as part of the only team in CFP history to win back-to-back National Championships.



BEAL'S GOLDEN NUGGETS

- Goes by "RJ." When he was young, also earned the nickname "Tank" because he had a big head compared to his small frame.
- Joined NFL DL Cameron Heyward, TE Connor Heyward, OL Orlando Brown Jr., DE Kingsley Enagbare and CB Bradley Roby as one of six active NFL players that attended Peachtree Ridge (Duluth, GA) HS.
- Initially wanted to be a WR as he grew up idolizing NFL WR Julio Jones.

GOLDMINE (CONTINUED)

- Although he was born and raised in Georgia, Beal is a lifelong 49ers fan. When asked who his favorite 49er was he cited former First-Team All-Pro and 49ers DL Aldon Smith. "I used to watch him day in, day out," said Beal. Like Smith who boasts a 83 7/8-inch wingspan, Beal uses his length to his advantage on the field. However, Beal's 83 1/2-inch wingspan does not come with the same advantages when shopping. "I was born with long arms. I can't really fit any shirt comfortably," said Beal. "It's either too long and my arms stick out the bottom of the shirt or the shirt will be too big. It's kind of crazy."

BEAL'S CAREER STATISTICS

YEAR	TEAM	GP	GS	TACKLES			SACKS	YDS	INT	YDS	INTERCEPTIONS			PD	FUMBLES		
				TOT	SOL	AST					LG	TD	FF		FR	YDS	
2023	SF	4	0	4	1	3	1.0	7.0	0	0	-	0	0	0	0	0	0
TOTALS		4	0	4	1	3	1.0	7.0	0	0	-	0	0	0	0	0	0

PLAYOFFS

YEAR	TEAM	GP	GS	TACKLES			SACKS	YDS	INT	YDS	INTERCEPTIONS			PD	FUMBLES		
				TOT	SOL	AST					LG	TD	FF		FR	YDS	
2023	SF	3	0	0	0	0	0.0	0.0	0	0	-	0	0	0	0	0	0
TOTALS		3	0	0	0	0	0.0	0.0	0	0	-	0	0	0	0	0	0

Additional Statistics:

Special Teams Tackles – 1: 2023 (1)

Milestones:

NFL Debut: at Arz. (12/17/23); **First Sack:** Regular Season – vs. LAR (1/7/24 – QB Carson Wentz)

BEAL'S CAREER HIGHS

Total Tackles: Regular Season – 3 vs. LAR (1/7/24)
Solo: Regular Season – 1 vs. LAR (1/7/24)

Assists: Regular Season – 2 vs. LAR (1/7/24)
Sacks: Regular Season – 1.0 vs. LAR (1/7/24)

BEAL'S TRANSACTIONS

Originally the second of two 5th–round (173rd overall) draft choices by SF in 2023...Placed on the Injured Reserve List on 8/30/23... Activated from the Injured Reserve List on 11/23/23.

2023

- Appeared in 4 games as a rookie and registered 4 tackles and 1.0 sack. Also appeared in all 3 postseason contests.
- Registered 3 tackles and 1.0 sack of Rams QB Carson Wentz vs. LAR (1/7/24), marking the first sack of his career.

COLLEGE

Appeared in 54 games (10 starts) in six years (2017-22) at Georgia and registered 72 tackles, 12.0 TFLs, 10.5 sacks, 2 PDs, 2 FFs and 1 FR. In 2022, appeared in 15 games (8 starts) and notched 26 tackles, 3.0 TFLs, 3.0 sacks, 1 FF and 1 FR. In 2021, appeared in all 15 games (2 starts) and tallied 23 tackles, 7.5 TFLs, 6.5 sacks and 2 PDs. As a junior in 2020, appeared in 7 games on special teams. As a sophomore in 2019, appeared in 6 games and registered 8 tackles. Saw action in 11 games as a freshman in 2018 and registered 15 tackles, 1.0 sack and 1 FF. Redshirted in 2017.

PERSONAL

- Attended Peachtree Ridge (Duluth, GA) HS. Received the J. Harrison Football Scholarship Endowment.
- Majored in Learning Design & Technology at Georgia.
- Son of Gwendolyn Beal.
- Born Robert Erwin Beal Jr. (8/18/99) in Suwanee, GA.

INJURY REPORT

2023: Placed on the Injured Reserve List on 8/30 with a hamstring injury.


BEAL'S GAME-BY-GAME

2023

Date	Opp	W/L	P/S	Tot	Sol	Ast	Sk	Yds	Int	Yds	PD	FF	FR	Yds
PLACED ON INJURED RESERVE (Hamstring) ON 8/30														
Sep 10	at Pit	W	-	-INJURED RESERVE (Hamstring)-										
Sep 17	at LAR	W	-	-INJURED RESERVE (Hamstring)-										
Sep 21	NYG	W	-	-INJURED RESERVE (Hamstring)-										
Oct 1	Arz	W	-	-INJURED RESERVE (Hamstring)-										
Oct 8	Dal	W	-	-INJURED RESERVE (Hamstring)-										
Oct 15	at Cle	L	-	-INJURED RESERVE (Hamstring)-										
Oct 23	at Min	L	-	-INJURED RESERVE (Hamstring)-										
Oct 29	Cin	L	-	-INJURED RESERVE (Hamstring)-										
Nov 12	at Jax	W	-	-INJURED RESERVE (Hamstring)-										
Nov 19	TB	W	-	-INJURED RESERVE (Hamstring)-										
Nov 23	at Sea	W	-	-INJURED RESERVE (Hamstring)-										
ACTIVATED FROM INJURED RESERVE (Hamstring) ON 11/27														
Dec 3	at Phi	W	-	-	-	-	-	-	-	-	-	-	-	-
Dec 10	Sea	W	-	-	-	-	-	-	-	-	-	-	-	-
Dec 17	at Arz	W	1/0	0	0	0	0.0	0.0	0	0	0	0	0	0
Dec 25	Bal	L	1/0	0	0	0	0.0	0.0	0	0	0	0	0	0
Dec 31	at Was	W	1/0	1	0	1	0.0	0.0	0	0	0	0	0	0
Jan 7	LAR	L	1/0	3	1	2	1.0	7.0	0	0	0	0	0	0
TOTALS			4/0	4	1	3	1.0	7.0	0	0	0	0	0	0

2023 Postseason

Date	Opp	W/L	P/S	Tot	Sol	Ast	Sk	Yds	Int	Yds	PD	FF	FR	Yds
Jan 20	GB	W	1/0	0	0	0	0.0	0.0	0	0	0	0	0	0
Jan 28	Det	W	1/0	0	0	0	0.0	0.0	0	0	0	0	0	0
Feb 11	at KC	L	1/0	0	0	0	0.0	0.0	0	0	0	0	0	0
TOTALS			3/0	0	0	0	0.0	0.0	0	0	0	0	0	0



RONNIE BELL

10

WR × 6-0 × 192 × MICHIGAN

1.28.00 × KANSAS CITY, MO × 2ND YEAR × ACQUIRED D-7B IN '23

GOLDMINE

- Bell comes from a football family. His brother, Kendrick, is a QB at Park Hill (Kansas City, MO) HS and a 2023 Michigan commit. His father, Aaron, is a long-time coach who currently serves as the wide receivers coach at Missouri Western. Both Ronnie and Kendrick were able to play for their father at Park Hill as he served as an assistant coach at the school prior to joining the staff at Missouri Western. "Being around my dad when he was coaching, growing up around the game... to be full circle with the draft being in Kansas City, like everything just is a surreal moment, but definitely something I've been working for my whole life," Bell said following an emotional draft weekend.
- Leading up to the week of the 2023 NFL Draft, Bell decided to give back to his community and purchase a set of brand new jerseys for the Park Hill girl's youth basketball program.

BELL'S GOLDEN NUGGETS

- Has a younger brother, Kendrick, who is a sophomore on Michigan's football team.
- Ranks in the top three in Missouri state history in receipts, rec. yds. and TDs trailing only former NFL WR Dorial Green-Beckham and WR Jeremy Maclin.
- Originally committed to playing basketball in college and signed a letter of intent to play at Missouri State before joining Michigan.



BELL'S CAREER STATISTICS

YEAR	TEAM	GP	GS	NO	RECEIVING				ATT	YDS	RUSHING			
					YDS	AVG	LG	TD			YDS	AVG	LG	TD
2023	SF	17	0	5	63	12.6	20	3	0	0	-	-	0	
TOTALS		17	0	5	63	12.6	20	3	0	0	-	-	0	

PLAYOFFS

YEAR	TEAM	GP	GS	NO	RECEIVING				ATT	YDS	RUSHING			
					YDS	AVG	LG	TD			YDS	AVG	LG	TD
2023	SF	0	0	0	0	0.0	-	0	0	0	-	-	0	
TOTALS		0	0	0	0	0.0	-	0	0	0	-	-	0	

Additional Statistics:

- Special Teams Tackles – 2: 2023 (2)
- Special Teams Forced Fumbles – 1: 2023 (1)
- Punt Returns – 6: 2023 (6)
- Punt Return Yards – 31: 2023 (31)
- Kick Returns – 1: 2023 (1)

Milestones:

NFL Debut: at Pit. (9/10/23); **First Reception:** Regular Season – vs. NYG (9/21/23 – 9–yd. pass from QB Brock Purdy); **First TD Reception:** Regular Season – vs. NYG (9/21/23 – 9–yd. pass from QB Brock Purdy)

BELL'S CAREER HIGHS

Receptions: Regular Season – 2 vs. NYG (9/21/23)
Receiving Yards: Regular Season – 24 vs. NYG (9/21/23)

Long Reception: Regular Season – 20 at Jax. (11/12/23)
Receiving TDs: Regular Season – 1 (3 times) Last vs. LAR (1/7/24)

BELL'S TRANSACTIONS

Originally the second of three 7th–round (253rd overall) draft choices by SF in 2023.

2023

- Appeared in all 17 games as a rookie and registered 6 receipts. for 68 yds. and 3 TDs.
- Hauled in a 9-yd. TD receipt. vs. NYG (9/21/23), marking the first receipt. and rec. TD of his career.
- Notched 1 receipt. for a 12-yd. TD vs. Bal. (12/25).
- Registered 1 receipt. for a 5-yd. TD vs. LAR (1/7/24).

COLLEGE

Appeared in 47 games (31 starts) in five years (2018-22) at Michigan and registered 145 receipts. for 2,269 yds. and 9 TDs. In 2022, started all 14 games and set career highs with 62 receipts. for 889 yds. and 4 TDs, earning Third-Team All-Big Ten honors. In 2021, started 1 game and caught a 76-yd. TD receipt. Started all 6 games as a junior in 2020 and recorded 26 receipts. for 401 yds. and 1 TD. Appeared in 13 games (10 starts) as a sophomore in 2019 and registered 48 receipts. for 758 yds. and 1 TD. As a freshman in 2018, appeared in all 13 games and brought in 8 receipts. for 145 yds. and 2 TDs.

PERSONAL

- Attended Park Hill (Kansas City, MO) HS where he caught 159 passes for 2,476 yds. and 31 TDs during his prep career.
- Majored in english at Michigan.
- Born Ronnie Bell (1/28/00) in Kansas City, MO.
- Son of Renee and Aaron Bell.


BELL'S GAME-BY-GAME

2023

Date	Opp	W/L	P/S	Rec	Yds	Avg	Lg	TD
Sep 10	at Pit	W	1/0	0	0	–	–	0
Sep 17	at LAR	W	1/0	0	0	–	–	0
Sep 21	NYG	W	1/0	2	24	12.0	15	1
Oct 1	Arz	W	1/0	1	7	7.0	7	0
Oct 8	Dal	W	1/0	0	0	–	–	0
Oct 15	at Cle	L	1/0	0	0	–	–	0
Oct 22	at Min	L	1/0	0	0	–	–	0
Oct 29	Cin	L	1/0	0	0	–	–	0
Nov 12	at Jax	W	1/0	1	20	20.0	20	0
Nov 19	TB	W	1/0	0	0	–	–	0
Nov 23	at Sea	W	1/0	0	0	–	–	0
Dec 3	at Phi	W	1/0	0	0	–	–	0
Dec 10	Sea	W	1/0	0	0	–	–	0
Dec 17	at Arz	W	1/0	0	0	–	–	0
Dec 25	Bal	L	1/0	1	12	12.0	12	1
Dec 31	at Was	W	1/0	0	0	–	–	0
Jan 7	LAR	L	1/0	1	5	5.0	5	1
TOTALS			17/0	5	63	12.6	20	3

2023 Postseason

Date	Opp	W/L	P/S	Rec	Yds	Avg	Lg	TD
Jan 20	GB	W	–	–	INACTIVE–	–	–	–
Jan 28	Det	W	–	–	INACTIVE–	–	–	–
Feb 11	at KC	W	–	–	INACTIVE–	–	–	–
TOTALS			0/0	0	0	0	0	0



NICK BOSA

97

DL * 6-4 * 266 * OHIO STATE

10.23.97 * FORT LAUDERDALE, FL * 6TH YEAR * ACQUIRED D-1 IN '19

AWARDS & HONORS

2019: AP NFL Defensive Rookie of the Year, Pepsi Rookie of the Year, *Sporting News* Rookie of the Year, PFWA Rookie of the Year, PFWA Defensive Rookie of the Year, PFWA All-Rookie Team, NFC Pro Bowl, NFC Defensive Player of the Month (October), Defensive Rookie of the Month (October), NFC Defensive Player of the Week (Week 5 and Week 8)

2021: NFC Pro Bowl, PFWA All-NFL Team, PFWA All-NFC Team, Bill Walsh Award, *Sporting News* All-Pro

2022: NFC Pro Bowl Games, NFC Defensive Player of the Month (November), NFC Defensive Player of the Week (Week 13), NFC Defensive Player of the Week (Week 16), NFLPA First-Team All-Pro, AP First-Team All-Pro, PFWA All-NFL Team, PFWA All-NFC Team, PFWA Defensive Player of the Year, Len Eshmont Award, Hazeltine Iron Man Award, *Sporting News* Defensive Player of the Year, 101 Awards NFC Defensive Player of the Year, AP Defensive Player of the Year, Deacon Jones Award

2023: NFC Defensive Player of the Week (Week 10), NFC Pro Bowl, PFWA All-NFC Team, Gary Niver Award



CAREER HIGHLIGHTS

- Registered 9.0 sacks in his rookie season, the 4th-most by a 49ers rookie since 1982.

MOST SACKS IN A SINGLE SEASON BY A 49ERS ROOKIE, SINCE 1982

Player	Year	Sacks
1. LB Aldon Smith	2011	14.0
2. LB Charles Haley	1986	12.0
3. DT Dana Stubblefield	1993	10.5
4. DL Nick Bosa	2019	9.0

- Led the NFL in sacks in 2022 with 18.5, helping him earn the AP NFL Defensive Player of the Year Award.

MOST SACKS IN THE NFL, 2022

Player	Sacks
1. Nick Bosa, SF	18.5
2t. Haason Reddick, Phi.	16.0
Myles Garrett, Cle.	16.0
4t. Matt Judon, NE	15.5
Chris Jones, KC	15.5

BOSA'S GOLDEN NUGGETS

- His father, John, was selected 16th overall by the Miami Dolphins in the 1987 NFL Draft. The following season, Miami chose his future uncle, Eric Kumerow, also 16th overall.
- The Los Angeles Chargers selected his brother, Joey, 3rd overall in the 2016 NFL Draft.
- The Bosa brothers had nicknames growing up, with Joey's being Big Bear and Nick's as Smaller Bear.
- In 2017, was the winner of the Big Ten's Smith-Brown Defensive Lineman of the Year Award, becoming the fourth-consecutive member of Ohio State to win the award, following his brother, Joey (2014-15) and Indianapolis Colts DE Tyquan Lewis (2016).



GOLDMINE

- Participated in the 49ers Annual Community Day, helping pack more than 31,000 nutritious meals in collaboration with Feeding Children Anywhere. The meals, along with groceries and backpacks, were distributed to those most in need in East San Jose.
- Bosa's father, John, a former Miami Dolphin, encouraged sons Nick and Joey to try other sports like tennis, golf and baseball. However, Nick only had one sport in mind, and he let his parents know it. "Nick threw temper tantrums," John said. After successfully convincing his parents to let him play football, Nick gave everything he had to the sport. Even as a kid on the field, he wasn't afraid to speak his mind. Early in his football career, Cheryl watched from the sideline at practice as Nick approached a coach. "I find out later they'd put Nick with the offense," she recalled. "And he walked up to this guy, totally by himself, tugged on his shirt and said, 'I don't want to play offense. I want to play defense.'"



BOSA'S CAREER STATISTICS

YEAR	TEAM	GP	GS	TACKLES					INTERCEPTIONS					FUMBLES		
				TOT	SOL	AST	SACKS	YDS	INT	YDS	LG	TD	PD	FF	FR	YDS
2019	SF	16	14	47	32	15	9.0	77.0	1	46	46	0	2	1	2	6
2020	SF	2	2	6	3	3	0.0	0.0	0	0	–	0	0	1	0	0
2021	SF	17	17	52	40	12	15.5	122.0	0	0	–	0	1	4	0	0
2022	SF	16	16	51	41	10	18.5	137.5	0	0	–	0	1	2	0	0
2023	SF	17	17	53	34	19	10.5	58.5	0	0	–	0	4	2	1	0
TOTALS		68	66	209	150	59	53.5	395.0	1	46	46	0	8	10	3	6

PLAYOFFS

YEAR	TEAM	GP	GS	TACKLES					INTERCEPTIONS					FUMBLES		
				TOT	SOL	AST	SACKS	YDS	INT	YDS	LG	TD	PD	FF	FR	YDS
2019	SF	3	3	15	11	4	4.0	35.0	0	0	–	0	2	1	0	0
2021	SF	3	3	12	8	4	4.0	17.5	0	0	–	0	0	1	0	0
2022	SF	3	3	11	8	3	0.0	0.0	0	0	–	0	0	0	1	0
2023	SF	3	3	12	6	6	2.0	13.0	0	0	–	0	0	0	0	0
TOTALS		12	12	50	33	17	10.0	65.5	0	0	–	0	2	2	1	0

Milestones:

NFL Debut: at TB (9/8/19); **First Start:** vs. Pit. (9/22/19); **First Sack:** Regular Season – at TB (9/8/19 – QB Jameis Winston); Postseason – vs. Min. (1/11/20 – QB Kirk Cousins); **First FF:** Regular Season – vs. Cle. (10/7/19 – QB Baker Mayfield); Postseason – at KC (2/2/20 – QB Patrick Mahomes); **First FR:** Regular Season – vs. Cle. (10/7/19 – QB Baker Mayfield); **First Multi-Sack Game:** Regular Season – vs. Cle. (10/7/19 – 2.0; QB Baker Mayfield); Postseason – vs. Min. (1/11/20 – 2.0; QB Kirk Cousins); **Multi-Sack Games:** Regular Season – 11, Last vs. Sea. (12/10/23 – 1.5; QB Drew Lock); Postseason – 2, Last vs. Det. (1/28/24 – 2.0; QB Jared Goff); **First INT:** Regular Season – vs. Car. (10/27/19 – QB Kyle Allen)

BOSA'S CAREER MULTI-SACK GAMES (18)

Date	Opp	Sacks	Yds	QB	Date	Opp	Sacks	Yds	QB
10/7/19	vs. Cle.	2.0	21.0	Baker Mayfield (2.0)	9/18/22	vs. Sea	2.0	17.0	Geno Smith (2.0)
10/27/19	vs. Car.	3.0	25.0	Kyle Allen (3.0)	10/3/22	vs. LAR	2.0	10.0	Matthew Stafford (2.0)
1/11/20*	vs. Min.	2.0	15.0	Kirk Cousins (2.0)	10/30/22	at LAR	1.5	15.5	Matthew Stafford (1.5)
9/19/21	at Phi.	2.0	13.0	Jalen Hurts (2.0)	12/4/22	vs. Mia.	3.0	20.0	Tua Tagovailoa (3.0)
10/31/21	at Chi.	2.0	12.0	Justin Fields (2.0)	12/24/22	vs. Was.	2.0	19.0	Taylor Heinicke (2.0)
11/21/21	at Jax.	2.0	6.0	Trevor Lawrence (2.0)	11/12/23	at Jax.	1.5	10.5	Trevor Lawrence (1.5)
12/12/21	at Cin.	2.0	12.0	Joe Burrow (2.0)	11/23/23	at Sea.	2.0	16.5	Geno Smith (2.0)
1/22/22*	at GB	2.0	5.0	Aaron Rodgers (2.0)	12/10/23	Sea.	1.5	3.5	Drew Lock (1.5)
1/30/22*	at LAR	1.5	7.5	Matthew Stafford (1.5)	1/28/24*	Det.	2.0	13.0	Jared Goff (2.0)

*Postseason

BOSA'S CAREER HIGHS

Total Tackles: Regular Season – 8 vs. Sea. (11/11/19); Postseason – 6 (2 times) Last at LAR (1/30/22)
Solo: Regular Season – 5 (3 times) Last vs. Was. (12/24/22); Postseason – 6 vs. Min. (1/11/20)
Assists: Regular Season – 5 vs. Sea. (11/11/19); Postseason – 2 (3 times) Last vs. Sea. (1/14/23)
Sacks: Regular Season – 3.0 (2 times) Last vs. Mia. (12/4/22); Postseason – 2.0 (3 times) Last vs. Det. (1/28/24)
Fumble Recoveries: Regular Season – 1 (3 times) Last at Jax. (11/12/23); Postseason – 1 vs. Sea. (1/14/23)

Forced Fumbles: Regular Season – 1 (10 times) Last at Arz. (12/17/23); Postseason – 1 (2 times) Last at GB (1/22/22)
Passes Defensed: Regular Season – 1 (5 times) Last at Was. (12/31/23); Postseason – 1 (2 times) Last at KC (2/2/20)
Interceptions: Regular Season – 1 vs. Car. (10/27/19)
Interception Yards: Regular Season – 46 vs. Car. (10/27/19)
Long Interception Return: Regular Season – 46 vs. Car. (10/27/19)

BOSA'S TRANSACTIONS

Originally a 1st-round (2nd overall) draft choice by SF in 2019...Placed on the Injured Reserve List on 9/23/20...Placed on the Reserve/Did Not Report List on 7/25/23... Signed to a five-year extension through the 2028 season on 9/8/23... Activated to the active roster from the Reserve/Did Not Report List on 9/9/23.

2023

- Started all 17 games and registered 53 tackles, 10.5 sacks, 2 FF, 1 FR and 4 PDs. Also, started all three postseason contests and totaled 12 tackles and 2.0 sacks.
- Registered 3 tackles and 1.0 sack on Giants QB Daniel Jones vs. Dal. (9/21), giving him his 1st sack of the season and 44th of his career.
- Registered 4 tackles and 0.5 sack of Cowboys QB Dak Prescott vs. Dal. (10/8).
- Registered 3 tackles and 1.0 sack of Browns QB P.J. Walker at Cle. (10/15), giving him 2.5 sacks on the season and 45.5 in his career. His 45.5 career sacks passed former DL Dwaine Board for the 5th-most sacks in franchise history (sacks became an official statistic in 1982).
- Registered 1.5 sacks, 1 FF and 1 FR at Jax. (11/12), giving him his first FF and FR of the season.
- Recorded 3 tackles and split a sack with LB Fred Warner and LB Dre Greenlaw vs. TB (11/19).
- Notched 5 tackles and 2.0 sacks of Seahawks QB Geno Smith at Sea.(11/23).
- Registered 6 tackles and 1.5 sacks of Seahawks QB Drew Lock vs. Sea. (12/10).
- Registered 1 tackle, 1 FF and 1.0 sack of Cardinals QB Kyler Murray, giving him 10.5 sacks on the season and 53.5 in his career. He now has 8 career games with at least 1.0 sack and 1 FF.
- Registered 3 tackles and 2.0 sacks of Lions QB Jared Goff vs. Det. (1/28/24 - NFC-C) giving him 10.0 sacks in his playoff career, which is the most sacks by a member of the 49ers in the playoffs in franchise history.
- Bosa's 2.0 sacks of Lions QB Jared Goff vs. Det. (1/28/24 - NFC - C) marked the 3rd time in his career that he has recorded 2.0-or-more sacks in a playoff game [2.0 sacks vs. Min. (1/11/20 - NFC-D); 2.0 sacks at GB (1/22/22 - NFC-D)].

MOST CAREER SACKS, FRANCHISE HISTORY

Player	Sacks
1. DL Bryant Young	89.5
2. DL Charles Haley	66.5
3. DL Nick Bosa	53.5
4. LB Ahmad Brooks	51.5
5. DL Dana Stubblefield	46.5

MOST SACKS IN THE POSTSEASON, FRANCHISE HISTORY

Player	Sacks
1. DL Nick Bosa	10.0
2. DL Arik Armstead	8.0
3. DL Charles Haley	7.5
4t. DL Dwaine Board	6.5
LB Ahmad Brooks	6.5
DL Tim Harris	6.5

2022

- Started all 16 games he appeared in and registered 51 tackles, an NFL-high 48 QB hits, an NFL-high 18.5 sacks, 2 FFs and 1 PD en

MOST SACKS BY A MEMBER OF THE 49ERS IN A SINGLE SEASON, SINCE 1982

Player	Year	Sacks
1. LB Aldon Smith	2012	19.5
2. DL Nick Bosa	2022	18.5
3. DE Fred Dean	1983	17.5
4. LB Tim Harris	1992	17.0
5. LB Charles Haley	1990	16.0
6. DL Nick Bosa	2021	15.5

- Registered an NFL-high 18.5 sacks in 2022, which is the 2nd-most in a single season in franchise history [Aldon Smith - 2012 (19.5)].
- Sacked Bears QB Justin Fields at Chi. (9/11) for a 6-yd. loss. Finished with 5 tackles and 1.0 sack on the day.
- Registered 4 tackles and 2.0 sacks of Seahawks QB Geno Smith vs. Sea. (9/18). It also marked his 3rd-consecutive game against Sea. with at least 1.0 sack.
- With 2 tackles and 1.0 sack of Denver Broncos QB Russell Wilson at Den. (9/25), it marked the 2nd time in his career he's registered 1.0-or-more sacks in 3-consecutive games [1.0 at Sea. (12/5/21), 2.0 at Cin. (12/12/21) and 1.0 vs. Atl. (12/19/21)].
- Registered 3 tackles and 2.0 sacks vs. LAR (10/3). With 2.0 sacks, became the first member of the 49ers to register 1.0-or-more sacks in each of the first 4 Weeks of the season.
- Registered 4 tackles and brought down Chiefs QB Patrick Mahomes for a 6-yd. loss vs. KC (10/23).
- Registered 3 tackles and 1.5 sacks at LAR (10/30).
- Brought down Chargers QB Justin Herbert for a 1-yd. sack vs. LAC (11/13).
- Registered 3 tackles and brought down Cardinals QB Colt McCoy for a 12-yd. sack at Arz. (11/21). It marked the 2nd-consecutive season that he registered 10.0-or-more sacks.
- Recorded 3 tackles and brought down Saints QB Andy Dalton for a 7-yd. sack vs. NO (11/27).
- Registered 3.0 sacks and 1 FF of Dolphins QB Tua Tagovailoa vs. Mia. (12/4). The 3.0 sacks marked his 2nd career game with 3.0-or-more sacks [10/27/19 vs. Car. (3.0; QB Kyle Allen)].
- Also marked his 9th game with 2.0-or-more sacks, which is the 4th-most recorded by a member of the 49ers since sacks became an official stat in 1982 [DL Bryant Young (22.0 sacks), DL Aldon Smith (13.0 sacks) & DL Charles Haley (13.0 sacks)].
- Registered 2 tackles, 1 PD and 1.0 sack of Seahawks QB Geno Smith at Sea. (12/15).
- Became the 5th player since 1982, when the individual sack became an official statistic, to record 15.0-or-more sacks in 2 of his first 4 NFL seasons [HOF DL Reggie White (3 seasons), HOF DL Richard Dent (2 seasons), HOF DL Andre Tippett (2 seasons) and Arizona Cardinals DL J.J. Watt (2 seasons)] and 1 of 3 players to register 15.0-or-more sacks in consecutive seasons before turning the age of 26, since 1982 [DL Richard Dent & LB Andre Tippett, NE (1984-85)].
- Registered 7 tackles, 2.0 sacks and 1 FF of Commanders QB Taylor Heinicke vs. Was. (12/24). With 2.0 sacks, it gave him 11 career games with 1.5-or-more sacks, including 5 in 2022.
- Registered 2 tackles and 1.0 sack vs. Arz. (1/8/23). With 1.0 sack, it gave him a career and NFL-high 18.5 on the season and 43.0 in his career. His 18.5 sacks in 2022 are the 2nd-most in a single season in franchise history and his 43.0 are the 2nd-most by a member of the 49ers in his first 4 seasons [LB Aldon Smith (19.5 & 44.0)].
- Became the 4th player since 1982 to record at least 1.0 sack in 13 games in a single season, [DeMarcus Ware (14 games in 2008), Justin Houston (13 in 2014) & Chandler Jones (13 in 2017)].
- Recovered a Seahawks QB Geno Smith fumble vs. Sea. (1/14/23 - NFC-WC), marking the first FR of his postseason career.

2021

- Started all 17 games and set career-highs in tackles (52), sacks (15.5) and FFs (4). Also started all 3 postseason games and notched 12 tackles, 4.0 sacks and 1 FF.
- Brought down Lions QB Jared Goff for an 8-yd. sack at Det. (9/12).
- Registered 2.0 sacks of Eagles QB Jalen Hurts and also stripped the ball from Hurts at Phi. (9/19) marking his first FF since 9/13/20 vs. Arz., his 3rd time with 2.0-or-more sacks in a game, and his 2nd time with a sack in back-to-back games [at Was. (10/20/19) - 1.0 & vs. Car. - 3.0 (10/27/19)].

route to winning AP DPOY. Also started all 3 postseason games where he tallied 11 tackles and 1 FR.

- Recorded 3 tackles and 1.0 sack vs. Sea (10/3).
- Had 5 tackles and 1.0 sack at Arz. (10/10). Became the first member of the 49ers to register 5.0-or-more sacks in Weeks 1-5 of a season since DT Bryant Young in 2005 (6.0 sacks).
- Had 3 tackles and 2.0 sacks at Chi. (10/31). Also marked the 4th time in his career he registered 2.0-or-more sacks in a game.
- Tallied 4 tackles and 1 FF vs. Arz. (11/7).
- Notched 1 tackle and 1.0 sack vs. LAR (11/15).
- Notched 3 tackles and 2.0 sacks at Jax. (11/21), marking the 3rd time this season and the 5th time in his career that he registered 2.0-or-more sacks.
- Notched 2 tackles and 1.0 sack vs. Min. (11/28).
- Notched 3 tackles, 1.0 sack and 1 FF at Sea. (12/5).
- Registered 3 tackles and 2.0 sacks of Bengals QB Joe Burrow at Cin. (12/12). With 2.0 sacks at Cin. (12/12), registered 2.0-or-more sacks in a game for the 6th time in his career and the 4th time on the season.
- Registered 1 tackle, 1.0 sack and 1 FF vs. Atl. (12/19), giving him a career-high 4 FFs on the season and 6 FFs in his career.
- Registered at least 1.0 sack in 6-consecutive games, the longest streak by a member of the 49ers since LB Aldon Smith had 7-straight in Weeks 7-14 (Week 9 Bye) of 2012.
- Registered 5 tackles and 0.5 sack at LAR (1/9/22), giving him 15.5 sacks on the season, which were the most by a member of the 49ers since Aldon Smith had 19.5 sacks in 2012, and the 5th-most by a member of the 49ers in a single season since 1982.
- Had 3 tackles and 0.5 sack at Dal. (1/16/22 - NFC-WC).
- Registered 3 tackles, 2.0 sacks and 1 FF at GB (1/22/22 - NFC-D). His FF marked the 2nd of his career in the postseason [1 FF at KC (2/2/20 - SB-LVI)].
- It marked the 2nd time he's registered 2.0-or-more sacks in the postseason [2.0 sacks of QB Kirk Cousins vs. Min. (1/1/20 - NFC-D). He became 1 of 5 players in franchise history with multiple postseason games with 2.0-or-more sacks (Dwayne Board, Ahmad Brooks, Fred Dean & Tim Harris).

MOST SACKS THROUGH A PLAYER'S FIRST 6 CAREER POSTSEASON GAMES, SINCE 1982

Player	Team	Sacks
1. LaMarr Woodley	Pit.	10.0
2. Richard Dent	Chi.	9.5
3. Nick Bosa	SF	8.0

- Registered 6 tackles and 1.5 sacks at LAR (1/30/22 - NFC-C), giving him 8.0 sacks in the 6 games of his postseason career, including at least 0.5 in each. His 8.0 postseason sacks are the 3rd-most through a player's first 6 postseason games in NFL postseason history (LaMarr Woodley - 10.0, Richard Dent - 9.5).

2020

- Started 2 contests before being placed on the Injured Reserve List on 9/23.
- Notched 6 tackles and 1 FF vs. Arz. (9/13), knocking the ball loose from Cardinals RB Chase Edmunds, marking his 2nd career FF.

2019

- Appeared in all 16 games (14 starts) and registered 47 tackles, 9.0 sacks, 1 INT, 1 FF and 2 FRs. Started all 3 postseason games and notched 15 tackles, 4.0 sacks, 2 PDs and 1 FF.
- Took down Buccaneers QB Jameis Winston for his 1st career sack in his NFL debut at TB (9/8).

- Named NFC Defensive Player of the Week as he registered 2.0 sacks, 1 FF and 1 FR vs. Cle. (10/7), marking his first career FF, FR and multi-sack game. According of ESPN Stats & Info, Bosa is the only 49ers player to register 2.0 sacks, 1 FF and 1 FR in a single-game in the last 25 years.
- Registered 7 tackles, 4 TFLs and 1.0 sack at Was. (10/20).
- Registered 3.0 sacks of Panthers QB Kyle Allen vs. Car. (10/27). He also added 4 tackles, 3 TFLs and his first career INT, which he returned 46 yds. to help set up 20-yd. FG by K Robbie Gould. Bosa joined Vikings DE/DT Kevin Williams (12/28/03) and Panthers DE Julius Peppers (10/13/02) as the only rookies to have at least 3.0 sacks and an interception in a single game since 1982. Bosa is the 6th player since 1982 to record at least 7.0 sacks through his first 7 career games.
- The 3.0 sacks vs. Car. (10/27) were the most by a member of the 49ers since LB Aldon Smith registered 5.5 sacks vs. Chi (11/19/12).
- At 22 years and 4 days old, became the 2nd-youngest player since sacks became an official statistic in 1982 to notch 3.0-or-more sacks in a game vs. Car. (10/27) [Colts LB Vernon Maxwell- 21 years and 321 days old; 3.0 sacks vs. Den. (9/11/83)].
- With 3.0 sacks in the 1st half vs. Car. (10/27), joined LB Aldon Smith [vs. Chi. (11/19/12)] and DE Bryant Young [vs. StL (9/11/05)] as the only member of the 49ers since 1991 with 3.0-or-more sacks in the 1st half of a game.
- Recovered a Packers QB Aaron Rodgers fumble vs. GB (11/24), marking the 2nd FR of his career. The takeaway set up a 2-yd. TD run by RB Tevin Coleman on the next play. Also sacked Rodgers for a 9-yd. loss.
- Made 2 tackles and 1.0 sack of Falcons QB Matt Ryan vs. Atl. (12/15).
- Made his postseason debut vs. Min. (1/11/20 - NFC-D) and registered 2.0 sacks of Vikings QB Kirk Cousins and 6 tackles. Joined DT Dana Stubblefield [2.0 sacks vs. NYG (1/15/94) and NT Michael Carter [2.0 sacks vs. Chi. (1/6/85)] as the only 49ers rookies since 1982 to have 2.0 sacks-or-more in a postseason game. Helped the 49ers defense hold the Vikings to 147 total net yds. (21 rushing and 126 passing). The 147 total net yds. allowed are the fewest allowed in a postseason game in franchise history. It also marked the fewest total net yds. allowed in an NFL postseason game since 1/3/15 [Carolina held Arz. to 78 total net yds. (27 rushing and 51 passing)]. The 21 rushing yds. allowed by the 49ers defense is the fewest allowed in a postseason game in franchise history.
- Registered 4 tackles and 1.0 sack of Packers QB Aaron Rodgers vs. GB (1/19/20 - NFC-C). Became the first 49ers rookie to register 3.0-or-more sacks in his first 2 postseason games, since sacks became an official statistic in 1982. Became the first rookie in the NFL with 3.0-or-more sacks in a single postseason since Texans DE J.J. Watt (3.5) and LB Brooks Reed (3.5) in 2011.

MOST SACKS IN A SINGLE POSTSEASON BY A ROOKIE, SINCE 1982

Player	Year	Sacks
1. Greg Townsend, LAR	1983	4.5
2t. Nick Bosa, SF	2019	4.0
Garin Veris, NE	1985	4.0

- Registered 5 tackles, 1.0 sack, 1 FF and 1 PD at KC (2/2/20 - SB). Became the first rookie in the NFL with 4.0-or-more sacks in a single postseason since Patriots DE Garin Veris (4.0) in 1985 and just the 3rd rookie with 4.0-or-more sacks in a postseason, since 1982.

COLLEGE

Appeared in 30 games (10 starts) in three seasons at Ohio State (2016-18) and registered 77 tackles, 17.5 sacks, 29 TFLs, 2 PDs, 2 FFs and 2 FRs. As a junior in 2018, started all 3 games in which he appeared and finished the season with 14 tackles, 6 TFLs, 4.0 sacks, 2 FRs and 1 FF, earning All-Big Ten Honorable Mention honors. In 2017, was named Big Ten Smith-Brown Defensive Line-man of the Year and an All-American by the American Football Coaches Association after appearing in 14 games (7 starts) and registering 34 tackles, 16 TFLs, a team-high 8.5 sacks and 1 FF. As a freshman in 2016, earned Freshman All-American honors by ESPN after appearing in 13 games for the Buckeyes and finishing with 29 tackles, 7 TFLs and 5.0 sacks.

PERSONAL

- Attended St. Thomas Aquinas (Fort Lauderdale, FL) HS where he was a two-time first-team 7A all-state honoree.
- As a senior in 2015, finished with 21 tackles, 13.5 TFLs and 5.0 sacks following his junior season with 56 tackles, 29.5 TFLs and 5.0 sacks.
- Studied communications at Ohio State.
- Son of Cheryl and John Bosa.
- Born Nicholas John Bosa (10/23/97) in Fort Lauderdale, FL.

INJURY REPORT

2020: Placed on the Injured Reserve List on 9/23 with a knee injury.

2022: Inactive at Atl. (10/16) with a groin injury.

BOSA'S GAME-BY-GAME

2019 2022
Date Opp W/L P/S Tot Sol Ast Sk Yds Int Yds PD FF FR Yds
Sep 8 at TB W 1/0 3 2 1 1.0 9.0 0 0 0 0 0 0 0
Sep 15 at Cin W 1/0 0 0 0 0.0 0.0 0 0 0 0 0 0 0
...
TOTALS 16/14 47 32 15 9.0 77.0 1 46 2 1 2 6

2019 Postseason
Date Opp W/L P/S Tot Sol Ast Sk Yds Int Yds PD FF FR Yds
Jan 11 Min W 1/1 6 6 0 2.0 15.0 0 0 1 0 0 0 0
Jan 19 GB W 1/1 4 2 2 1.0 13.0 0 0 0 0 0 0 0
Feb 2 at KC L 1/1 5 3 2 1.0 7.0 0 0 1 1 0 0 0
TOTALS 3/3 15 11 4 4.0 35.0 0 0 2 1 0 0

2020
Date Opp W/L P/S Tot Sol Ast Sk Yds Int Yds PD FF FR Yds
Sep 13 Arz L 1/1 6 3 3 0.0 0.0 0 0 0 1 0 0 0
Sep 20 at NYJ W 1/1 0 0 0 0.0 0.0 0 0 0 0 0 0 0
PLACED ON INJURED RESERVE (Knee) ON 9/23
TOTALS 2/2 6 3 3 0.0 0.0 0 0 0 1 0 0

2021
Date Opp W/L P/S Tot Sol Ast Sk Yds Int Yds PD FF FR Yds
Sep 12 at Det W 1/1 4 4 0 1.0 8.0 0 0 0 0 0 0 0
Sep 19 at Phi W 1/1 3 2 1 2.0 13.0 0 0 0 1 0 0 0
Sep 26 GB L 1/1 4 3 1 0.0 0.0 0 0 0 0 0 0 0
Oct 3 Sea L 1/1 3 1 2 1.0 8.0 0 0 0 0 0 0 0
Oct 10 at Arz L 1/1 5 4 1 1.0 15.0 0 0 0 0 0 0 0
Oct 24 Ind L 1/1 4 3 1 0.0 0.0 0 0 0 0 0 0 0
Oct 31 at Chi W 1/1 3 3 0 2.0 12.0 0 0 0 0 0 0 0
Nov 7 Arz L 1/1 4 3 1 0.0 0.0 0 0 0 1 0 0 0
Nov 15 LAR W 1/1 1 1 0 1.0 11.0 0 0 1 0 0 0 0
Nov 21 at Jax W 1/1 3 3 0 2.0 6.0 0 0 0 0 0 0 0
Nov 28 Min W 1/1 2 2 0 1.0 6.0 0 0 0 0 0 0 0
Dec 5 at Sea L 1/1 3 3 0 1.0 23.0 0 0 0 1 0 0 0
Dec 12 at Cin W 1/1 3 2 1 2.0 12.0 0 0 0 0 0 0 0
Dec 19 Atl W 1/1 1 1 0 1.0 4.0 0 0 0 1 0 0 0
Dec 23 at Ten L 1/1 3 3 0 0.0 0.0 0 0 0 0 0 0 0
Jan 2 Hou W 1/1 1 0 1 0.0 0.0 0 0 0 0 0 0 0
Jan 9 at LAR W 1/1 5 2 3 0.5 4.0 0 0 0 0 0 0 0
TOTALS 17/17 52 40 12 15.5 122.0 0 0 1 4 0 0

2021 Postseason
Date Opp W/L P/S Tot Sol Ast Sk Yds Int Yds PD FF FR Yds
Jan 16 at Dal W 1/1 3 1 2 0.5 5.0 0 0 0 0 0 0 0
Jan 22 at GB W 1/1 3 3 0 2.0 5.0 0 0 0 1 0 0 0
Jan 30 at LAR L 1/1 6 4 2 1.5 7.5 0 0 0 0 0 0 0
TOTALS 3/3 12 8 4 4.0 17.5 0 0 0 1 0 0

2022
Date Opp W/L P/S Tot Sol Ast Sk Yds Int Yds PD FF FR Yds
Sep 11 at Chi L 1/1 5 4 1 1.0 6.0 0 0 0 0 0 0 0
Sep 18 Sea W 1/1 4 4 0 2.0 17.0 0 0 0 0 0 0 0
Sep 25 at Den L 1/1 2 1 1 1.0 8.0 0 0 0 0 0 0 0
Oct 3 LAR W 1/1 3 3 0 2.0 10.0 0 0 0 0 0 0 0
Oct 9 at Car W 1/1 1 0 1 0.0 0.0 0 0 0 0 0 0 0
Oct 16 at Atl L - - - -INACTIVE (Groin) - - - - -
Oct 23 KC L 1/1 4 4 0 1.0 6.0 0 0 0 0 0 0 0
Oct 30 at LAR W 1/1 4 2 2 1.5 15.5 0 0 0 0 0 0 0
Nov 13 LAC W 1/1 4 4 0 1.0 1.0 0 0 0 0 0 0 0
Nov 21 at Arz W 1/1 3 3 0 1.0 12.0 0 0 0 0 0 0 0
Nov 27 NO W 1/1 3 2 1 1.0 7.0 0 0 0 0 0 0 0
Dec 4 Mia W 1/1 3 3 0 3.0 20.0 0 0 0 1 0 0 0
Dec 11 TB W 1/1 3 3 0 0.0 0.0 0 0 0 0 0 0 0
Dec 15 Sea W 1/1 2 1 1 1.0 11.0 0 0 1 0 0 0 0
Dec 24 Was W 1/1 7 5 2 2.0 19.0 0 0 0 1 0 0 0
Jan 1 at LV W 1/1 0 0 1 0.0 0.0 0 0 0 0 0 0 0
Jan 8 Arz W 1/1 2 2 0 1.0 5.0 0 0 0 0 0 0 0
TOTALS 16/16 51 41 10 18.5 137.5 0 0 1 2 0 0

2022 Postseason
Date Opp W/L P/S Tot Sol Ast Sk Yds Int Yds PD FF FR Yds
Jan 14 Sea W 1/1 5 3 2 0.0 0.0 0 0 0 0 1 0 0
Jan 22 Dal W 1/1 2 2 0 0.0 0.0 0 0 0 0 0 0 0
Jan 29 at Phi L 1/1 4 3 1 0.0 0.0 0 0 0 0 0 0 0
TOTALS 3/3 11 8 3 0.0 0.0 0 0 0 0 1 0

2023
Date Opp W/L P/S Tot Sol Ast Sk Yds Int Yds PD FF FR Yds
Sep 10 at Pit W 1/1 2 1 1 0.0 0.0 0 0 0 0 0 0 0
Sep 17 at LAR W 1/1 2 1 1 0.0 0.0 0 0 0 0 0 0 0
Sep 21 NYG W 1/1 3 2 1 1.0 8.0 0 0 0 0 0 0 0
Oct 1 Arz W 1/1 1 1 0 0.0 0.0 0 0 0 0 0 0 0
Oct 8 Dal W 1/1 4 2 2 0.5 3.0 0 0 0 0 0 0 0
Oct 15 at Cle L 1/1 3 3 0 1.0 11.0 0 0 1 0 0 0 0
Oct 23 at Min L 1/1 5 5 0 0.0 0.0 0 0 0 0 0 0 0
Oct 29 Cin L 1/1 2 1 1 0.5 1.5 0 0 0 0 0 0 0
Nov 12 at Jax W 1/1 3 2 1 1.5 10.5 0 0 1 1 1 0 0
Nov 19 TB W 1/1 3 1 2 1.5 3.5 0 0 0 0 0 0 0
Nov 23 at Sea W 1/1 5 3 2 2.0 16.5 0 0 0 0 0 0 0
Dec 3 at Phi W 1/1 6 2 4 0.0 0.0 0 0 0 0 0 0 0
Dec 10 Sea W 1/1 6 4 2 1.5 3.5 0 0 1 0 0 0 0
Dec 17 at Arz W 1/1 1 1 0 1.0 1.0 0 0 0 1 0 0 0
Dec 25 Bal L 1/1 3 3 0 0.0 0.0 0 0 0 0 0 0 0
Dec 31 at Was W 1/1 3 2 1 0.0 0.0 0 0 1 0 0 0 0
Jan 7 LAR L 1/1 1 0 1 0.0 0.0 0 0 0 0 0 0 0
TOTALS 17/17 53 34 19 10.5 58.5 0 0 4 2 1 0

2023 Postseason
Date Opp W/L P/S Tot Sol Ast Sk Yds Int Yds PD FF FR Yds
Jan 20 GB W 1/1 3 2 1 0.0 0.0 0 0 0 0 0 0 0
Jan 28 Det W 1/1 3 0 3 2.0 13.0 0 0 0 0 0 0 0
Feb 11 at KC L 1/1 6 4 2 0.0 0.0 0 0 0 0 0 0 0
TOTALS 3/3 12 6 6 2.0 13.0 0 0 0 0 0 0



JAKE BRENDEL

64

OL * 6-4 * 299 * UCLA

9.10.92 * PLANO, TX * 6TH YEAR * ACQUIRED FA IN '20

AWARDS & HONORS

2022: Bobb McKittrick Award, 49ers Community Relations Family Award

GOLDMINE

- NFL players had the opportunity to participate in the NFL's annual My Cause, My Cleats campaign during the 2018 season. Brendel represented the foundation, "Living for Zachary," named for former high school teammate Zachary Schraw, who passed away in 2009 on the Plano East High School football field. He died suddenly of cardiac arrest. "If there was an AED (automated external defibrillator) nearby, it could have saved Zachary's life, might have brought his heart back to life," Brendel said. "The foundation is trying to make sure the next time that happens, a life can be saved."



BRENDEL'S GOLDEN NUGGETS

- Growing up, Brendel's family was involved in local musical theater. During a production of "Annie," Brendel's dad, Bill, played "Daddy Warbucks," his mom was the musical director and Lauren and Jake played two background actors. "Jake was the dancer. The kid could dance and sing," said Bill.
- Enjoys fishing, particularly for bass, bluegills and walleye.
- Spent much of his childhood participating in various sports, such as football, basketball, baseball, lacrosse, wrestling and was a competitive swimmer in the backstroke and breaststroke.

GOLDMINE (CONTINUED)

- As a senior at UCLA in 2015, Brendel and his teammates suited up to play in their senior game at the Rose Bowl. He was joined by his entire family, including older sister, Lauren. Lauren had officially made captain in the Air Force the week before, and decided to skip her ceremonial pinning in order to watch her brother play. "It was great to have her there, especially being Military Appreciation Day," Jake said. "She loved every single aspect of it." Lauren, through her various assignments in the Air Force, was forced to miss a majority of her brother's games, but knew she wanted to be there for this one. "My feeling was, I'll be pinned for major, the next promotion, and then my family can be there," Lauren said. "Senior night was a one and only type thing for Jake. I couldn't miss that ceremony."



BRENDEL'S CAREER STATISTICS

GAMES/STARTS – 71/37: 2016 (1/0); 2017 (16/0); 2018 (4/3); 2019 (0/0); 2021 (16/0); 2022 (17/17); 2023 (17/17)
POSTSEASON GAMES/STARTS – 10/6: 2016 (1/0); 2021 (3/0); 2022 (3/3); 2023 (3/3)

Additional Statistics:

Tackles – 1: 2018 (1); **Fumbles – Lost – 1–0:** 2022 (1–0)

Milestones:

NFL Debut: vs. SF (11/27/16); **First Start:** at GB (11/11/18)

BRENDEL'S TRANSACTIONS

Originally signed as an undrafted free agent by Dal. on 5/6/16...Waived by Dal. on 9/3/16...Signed to Dal. practice squad on 9/4/16...Placed on practice squad Injured Reserve List on 9/22/16...Released by Dal. on 9/29/16...Signed to Mia. practice squad on 10/11/16...Promoted to Mia. active roster on 11/19/16...Signed a one-year deal with Mia. on 3/14/18...Placed on the Injured Reserve List on 9/2/18...Activated from the Injured Reserve List on 11/2/18...Placed on the Injured Reserve List on 12/12/18...Signed a one-year deal with Den. on 4/18/19...Waived by Den. on 8/31/19...Signed a one-year deal with Bal. on 11/27/19...Waived by Bal. on 11/30/19...Signed a one-year deal with SF on 2/7/20...Placed on the Reserve/Opt-Out List on 8/6/20...Released by SF on 8/31/21...Re-signed with SF on a one-year deal on 9/1/21...Re-signed with SF on a one-year deal on 3/9/22...Re-signed with SF on a four-year deal on 3/15/23.

2023 (SAN FRANCISCO)

- Started all 17 games he appeared in. Also started all 3 postseason games.
- Helped allow zero sacks on 28 pass attempts by QB Brock Purdy and QB Sam Darnold at Arz. (12/17).

2022 (SAN FRANCISCO)

- Started all 17 games he appeared in. Also started all 3 postseason games.
- Helped allow zero sacks on 27 pass attempts by QB Jimmy Garoppolo vs. LAR (10/3).
- Helped allow zero sacks on 41 pass attempts by QB Jimmy Garoppolo at Atl. (10/16).
- Helped allow zero sacks on 29 pass attempts by QB Jimmy Garoppolo at Arz. (11/21).
- Helped allow zero sacks and block for 209 rushing yds. vs. TB (12/11).
- Helped allow zero sacks and block for 170 rushing yds. at LV (1/1/23). It marked the 5th game this season that the 49ers offensive line has not allowed a sack, matching the most registered by the 49ers in a single season since 1980 (2000 - 5 games without a sack).

2021 (SAN FRANCISCO)

- Appeared in 16 games on offense and special teams as well as all 3 postseason games.

2019 (DENVER/BALTIMORE)

- After spending training camp with Denver, was waived on 8/31. Later signed with Bal. on 11/27 and was waived on 11/30.

2018 (MIAMI)

- Was placed on the Injured Reserve List on 9/2 and later activated on 11/2.
- Appeared in 4 games (3 starts) before being placed on the Injured Reserve List on 12/12.
- Made first career start at GB (11/11) and recorded his first career tackle.

2017 (MIAMI)

- Appeared in all 16 games.

2016 (MIAMI)

- Appeared in 1 game after spending a majority of the season on the practice squad. Saw action in 1 postseason game.
- Made his NFL debut vs. SF (11/27).

COLLEGE

Started 52 games at C in five years at UCLA (2011-15). In 2015, started all 13 games as a team co-captain. Named second-team All-Conference selection and earned Second-Team All-Pac-12 honors. As a junior in 2014, started all 12 games in which he appeared and was named team co-captain for the second year and earned Second-Team All-Pac-12 honors. Started all 13 games in 2013 as a team co-captain. As a freshman in 2012, started all 14 games at C and was named First-Team Freshman All-America by *The Sporting News*. Redshirted in 2011.

PERSONAL

- Attended Plano (TX) East Senior HS, where he was named all-district first-team as an offensive lineman as a junior and senior.
- Named a team captain as a junior and a senior.
- Began his high school career as a member of the DL before transitioning to OL for his junior and senior seasons.
- Son of Bill Brendel and Carol Koch. Has one older sister, Lauren.
- Born Jacob William Brendel (9/10/92) in Madison, WI.
- Majored in economics at UCLA.

INJURY REPORT

- 2018:** Placed on the Injured Reserve List on 9/2 with a calf injury. Placed on the Injured Reserve List on 12/12 with a calf injury.



J'AYIR BROWN

27

S * 5-11 * 202 * PENN STATE

1.25.00 * TRENTON, NJ * 2ND YEAR * ACQUIRED D-3A IN '23

AWARDS & HONORS

2023: Thomas Herrion Memorial Award

GOLDMINE

- Brown has a unique nickname, 'Tig'. "It started from Winnie the Pooh," Brown said. "When I was a baby, I used to bounce around a lot, not even a year old on my mom's lap, and she started calling me Tigger the Tiger. As I got older, it started to stick with me, and I just like, 'You know what? Let's chop a couple of letters off, call me Tig. Everybody start calling me Tig and it's just been like my real name. It's been a substitute for my real name since I was a baby."



BROWN'S GOLDEN NUGGETS

- First name is pronounced jye-YEAR. Nickname is 'Tig', short for Tigger the Tiger from Winnie the Pooh.
 - Majored in telecommunications at Penn State and aspires to be a sports analyst following his NFL career.
 - Has one brother, J'Ron, and two sisters, Ji'Asia and J'Selle.
 - Played basketball in addition to football at Trenton Central (NJ) HS. As a senior, led the state of New Jersey in steals per game (6.8).
- Brown teamed up with Chicago Bears S Jaquan Brisker in the secondary at both Lackawanna Community College (Scranton, PA) and Penn State. "They brought about as much attention to Lackawanna College in a week that's probably ever happened in this school's history," Lackawanna head coach Mark Duda said after each came up with an interception in a 2021 win over Wisconsin. "Having them together, it was like poetry in motion watching them play off of each other," said Penn State defensive coordinator Anthony Poindexter. "You could tell they had played somewhere together. They just had this chemistry, man. They knew what the other was doing."



BROWN'S CAREER STATISTICS

YEAR	TEAM	GP	GS	TACKLES					INTERCEPTIONS					FUMBLES		
				TOT	SOL	AST	SACKS	YDS	INT	YDS	LG	TD	PD	FF	FR	YDS
2023	SF	15	5	34	21	13	0.0	0.0	2	0	0	0	4	0	0	0
TOTALS		15	5	34	21	13	0.0	0.0	2	0	0	0	4	0	0	0

PLAYOFFS

YEAR	TEAM	GP	GS	TACKLES					INTERCEPTIONS					FUMBLES		
				TOT	SOL	AST	SACKS	YDS	INT	YDS	LG	TD	PD	FF	FR	YDS
2023	SF	2	2	21	12	9	0.0	0.0	1	0	0	0	1	0	0	0
TOTALS		2	2	21	12	9	0.0	0.0	1	0	0	0	1	0	0	0

Additional Statistics:

Special Teams Tackles – Regular Season – 1: 2023 (1)

Milestones:

NFL Debut: at Pit. (9/10/23); **First INT:** Regular Season – vs. TB (11/19/23 – QB Baker Mayfield)

BROWN'S CAREER HIGHS

Total Tackles: Regular Season – 6 vs. Sea. (12/10/23); Postseason – 10 vs. Det. (1/28/24)
Assists: Regular Season – 1 (3 times) Last at Jax. (11/12/23); Postseason – 5 vs. Det. (1/28/24)

Passes Defensed: Regular Season – 3 vs. TB (11/19/23)
Interceptions: Regular Season – 1 (2 times) Last vs. Sea. (12/10/23); Postseason – 1 at KC (2/11/24)

BROWN'S TRANSACTIONS

Originally the first of three 3rd-round (87th overall) draft choices by SF in 2023.

2023

- Appeared in 15 games (5 starts) as a rookie and registered 34 tackles, 2 INTs and 4 PDs. Also started in 2 postseason games and recorded 21 tackles, 1 INT and 1 PD.
- Registered 4 tackles, 3 PDS and 1 INT of Buccaneers QB Baker Mayfield vs. TB (11/19), which gave him the first INT of his career.
- Brown's 3 PDs were the most by a 49ers rookie since CB Rashard Robinson in 2016 [3 PDs vs. Dal. (10/2/16)].
- Registered 6 tackles and 1 INT of Seahawks QB Drew Lock vs. Sea. (12/10), marking the 2nd INT of his career.
- Registered 11 tackles and 1 INT of Chiefs QB Patrick Mahomes at KC (2/11/24 - SB LVIII), marking the first INT of his playoff career.

COLLEGE

Appeared in 35 games (26 starts) in three years (2020-22) at Penn State and registered 153 tackles, 19 PDs, 10 INTs, 9.0 TFLs, 4.5 sacks, 3 FFs and 3 FRs after transferring from Lackawanna Community College (Scranton, PA) where he spent two seasons (2018-19). In 2022, started all 13 games at S and notched 74 tackles, 7.0 TFLs, 4.5 sacks, 2 FFs and 1 FR, earning Third-Team All-Big Ten honors for the second-consecutive season. In 2021, started all 13 games at S and tallied 73 tackles, 11 PDs, 6 INTs, 2 FRs and 1 FF, earning Third-Team All-Big Ten honors. Appeared in 9 games as a junior in 2020 and posted 6 tackles and 1 PD. Helped guide Lackawanna to a 21-1 record and a trip to the NJCAA Championship Game during his 2 years with the team. Appeared in 9 games and registered 35 tackles, 5 PDs, 3 INTs and 1 FR as a sophomore in 2019 where he earned the Northeast Football Conference's Defensive Player of the Year Award, First-Team All-NEFC and NJCAA First-Team All-American honors. Tallied 40 tackles, 5 INTs and 3 PDs as a freshman in 2018.

PERSONAL

- Attended Trenton Central (NJ) HS where he was a four-year letterman, three-time all-conference honoree, two-time team captain and earned first-team all-state honors as a senior in 2017.
- Majored in telecommunications at Penn State.
- Born Ji'Ayir A'Veon Brown (1/25/00) in Trenton, NJ.

INJURY REPORT

2023: Inactive 2 games [at Was. (12/31/23) and vs. LAR (1/7/24)] with a knee injury.


BROWN'S GAME-BY-GAME

2023

Date	Opp	W/L	P/S	Tot	Sol	Ast	Sk	Yds	Int	Yds	PD	FF	FR	Yds
Sep 10	at Pit	W	1/0	0	0	0	0.0	0.0	0	0	0	0	0	0
Sep 17	at LAR	W	1/0	0	0	0	0.0	0.0	0	0	0	0	0	0
Sep 21	NYG	W	1/0	0	0	0	0.0	0.0	0	0	0	0	0	0
Oct 1	Arz	W	1/0	1	0	1	0.0	0.0	0	0	0	0	0	0
Oct 8	Dal	W	1/0	1	0	1	0.0	0.0	0	0	0	0	0	0
Oct 15	at Cle	L	1/0	0	0	0	0.0	0.0	0	0	0	0	0	0
Oct 23	at Min	L	1/0	0	0	0	0.0	0.0	0	0	0	0	0	0
Oct 29	Cin	L	1/0	0	0	0	0.0	0.0	0	0	0	0	0	0
Nov 12	at Jax	W	1/0	1	0	1	0.0	0.0	0	0	0	0	0	0
Nov 19	TB	W	1/0	4	2	2	0.0	0.0	1	0	3	0	0	0
Nov 23	at Sea	W	1/1	4	1	3	0.0	0.0	0	0	0	0	0	0
Dec 3	at Phi	W	1/1	6	5	1	0.0	0.0	0	0	0	0	0	0
Dec 10	Sea	W	1/1	6	5	1	0.0	0.0	1	0	1	0	0	0
Dec 17	at Arz	W	1/1	6	5	1	0.0	0.0	0	0	0	0	0	0
Dec 25	Bal	L	1/1	5	3	2	0.0	0.0	0	0	0	0	0	0
Dec 31	at Was	W	-	-	-	-	-INACTIVE (Knee)	-	-	-	-	-	-	-
Jan 7	LAR	L	-	-	-	-	-INACTIVE (Knee)	-	-	-	-	-	-	-
TOTALS			15/5	34	21	13	0.0	0.0	2	0	4	0	0	0

2023 Postseason

Date	Opp	W/L	P/S	Tot	Sol	Ast	Sk	Yds	Int	Yds	PD	FF	FR	Yds
Jan 20	GB	W	-	-	-	-	-DID NOT PLAY-	-	-	-	-	-	-	-
Jan 28	Det	W	1/1	10	5	5	0.0	0.0	0	0	0	0	0	0
Feb 11	at KC	L	1/1	11	7	4	0.0	0.0	1	0	1	0	0	0
TOTALS			2/2	21	12	9	0.0	0.0	1	0	1	0	0	0



SHAKEL BROWN

60

DL * 6-3 * 295 * TROY

12.4.98 * MIAMI, FL * 2ND YEAR * ACQUIRED FA IN '24

GOLDMINE

- Brown's mother, Melody, passed away in 2021. She was his biggest supporter and is his biggest motivator to work hard and pursue his dreams in honor of her.
- Brown is just the second player out of Troy to play for the 49ers, the first being DL Willie McCray, who played one season for the team in 1978.

2023 (TENNESSEE)

- Did not appear in a game.



COLLEGE

Appeared in 29 games (5 starts) in three seasons at Troy (2020-22) and registered 58 tackles, 8 TFLs, 4.5 sacks, 1 PD, 1 FF and 2 FRs after one season at Itawamba Community College and one season at Highlands Community College. In 2022, appeared in 13 games and registered 32 tackles, 6 TFLs, 4.0 sacks, 1 FF and 1 FR. As a senior, appeared in 7 games and registered 14 tackles, 2 TFLs and 0.5 sack. As a junior in 2020, appeared in 9 games (4 starts) and registered 12 tackles. Transferred to Troy from Itawamba Community College. As a sophomore, appeared in 8 games and registered 11 tackles and 2.5 TFLs. Did not play in 2018.

BROWN'S GOLDEN NUGGETS

- Brown is extremely close with his older brother, Jamal, who helped raise him. His brother encouraged him to dedicate himself to sports to keep him out of trouble. Brown would consider his brother to be his biggest influence aside from his late mother, Melody Brown, who passed away in 2021.
- Two-sport athlete at Lincoln High School in Tallahassee, FL, playing football and basketball. Originally had dreams of playing professionally in the NBA.

PERSONAL

- Born Shakel Malik Brown (12/4/98) in Miami, FL.
- Mother is Melody Brown.
- Has one brother, Jamal, and two sisters, Sa'de and Latevia.
- Graduated from Troy with a degree in social science.

INJURY REPORT

2023: Placed on the Injured Reserve List on 8/14 with an ankle injury.

BROWN'S TRANSACTIONS

Originally signed as an undrafted free agent with Ten. in 2023...Placed on the Injured Reserve List on 8/14/23...Waived by Ten. on 5/7/2024...Signed a one-year deal with SF on 5/14/2024.



AUSTIN BRYANT

56

DL * 6-5 * 250 * CLEMSON

11.12.96 * THOMASVILLE, GA * 6TH YEAR * ACQUIRED FA IN '23

GOLDMINE

- Bryant and his fellow Clemson defensive lineman, Clelin Ferrell, Dexter Lawrence and Christian Wilkins, dressed up as Power Rangers for Halloween annually, thus birthing the moniker 'the Power Rangers' for Clemson's front four. The real-like superheros could never reveal their true identities. "Power Rangers? Who are the Power Rangers?" said Bryant when asked about the group. "If I were a Power Ranger, Halloween would be a good time to make an appearance. I don't know where four large beings at Clemson would come from or what they'd be doing here. It's an interesting spectacle." The 'Power Rangers' formed a tight bond and won two National Championships in three seasons together before each member was selected in the 2019 NFL Draft with Ferrell going fourth overall to the then Oakland Raiders, Wilkins going 13th overall to the Miami Dolphins, Lawrence going 17th overall to the New York Giants and Bryant going 117th overall to the Detroit Lions.

BRYANT'S GOLDEN NUGGET

- In addition to earning 4A all-state honors as a DL at Thomas County Central HS (Thomasville, GA), was also a starter on the men's basketball team.



BRYANT’S CAREER STATISTICS

YEAR	TEAM	GP	GS	TACKLES					INTERCEPTIONS					FUMBLES			
				TOT	SOL	AST	SACKS	YDS	INT	YDS	LG	TD	PD	FF	FR	YDS	
2019	DET	4	0	8	2	6	0.0	0.0	0	0	–	0	0	0	0	0	0
2020	DET	6	1	17	12	5	0.0	0.0	0	0	–	0	0	0	0	0	0
2021	DET	14	5	31	21	10	4.5	30.5	0	0	–	0	0	0	0	0	0
2022	DET	9	0	9	7	2	0.0	0.0	0	0	–	0	1	0	0	0	0
2023	SF/MIN	2	0	1	0	1	0.0	0.0	0	0	–	0	0	0	0	0	0
TOTALS		35	6	66	42	24	4.5	30.5	0	0	–	0	1	0	0	0	0

Milestones:

NFL Debut: at Was. (11/24/19); **First Start:** vs. Was. (11/15/20); **First Sack:** Regular Season – vs. Bal. (9/26/21 – QB Lamar Jackson)

BRYANT’S CAREER HIGHS

Total Tackles: Regular Season – 7 (2 times) Last vs. Phi. (10/31/21)

Sacks: Regular Season – 1.0 (4 times) Last at Sea. (1/2/22)

Solo: Regular Season – 4 (5 times) Last at NE (10/9/22)

Passes Defensed: Regular Season – 1 vs. Phi. (9/11/22)

Assists: Regular Season – 3 (4 times) Last at Cle. (11/21/21)

BRYANT’S TRANSACTIONS

Originally a 4th-round (117th overall) draft choice by Det. in 2019...Placed on the Injured Reserve List on 9/2/19...Activated from the Injured Reserve List on 11/20/19...Placed on the Physically Unable to Perform List on 9/5/20...Activated from the Physically Unable to Perform List on 11/7/20...Placed on the Reserve/COVID-19 List on 1/3/22...Activated from the Reserve/COVID-19 List on 1/10/22...Signed a one-year deal with SF on 3/23/23...Waived by SF on 8/29/23.. signed a one-year deal with SF on 8/30/23...Waived by SF on 9/8/23...Signed to SF practice squad on 9/9/23...Activated from the SF practice squad on 9/9/23... Reverted back to SF practice squad on 9/11/23...Activated from the SF practice squad on 10/7/23..Reverted back to SF practice squad on 10/9/23...Waived by SF on 11/15/23...Signed to Min. practice squad on 11/21/23...Waived by Min. on 1/15/24...Signed to SF practice squad on 1/17/24...Signed a one-year deal with SF on 2/14/24.

2023 (SAN FRANCISCO/MINNESOTA)

- Appeared in 2 games and registered 1 tackle with SF before signing to Min. practice squad on 11/21.

2022 (DETROIT)

- Appeared in 9 games and registered 9 tackles and 1 PD.

2021 (DETROIT)

- Appeared in 14 games (5 starts) and set career-highs in tackles (31) and sacks (4.5)
- Brought down Ravens QB Lamar Jackson for a 4-yd. sack vs. Bal. (9/26), marking the first sack of his NFL career.
- Brought down Bengals QB Joe Burrow for a 12-yd. sack vs. Cin. (10/17).
- Split an 11-yd. sack of Browns QB Baker Mayfield at Cle. (11/21). Finished with 4 tackles and 0.5 sack.
- Sacked Falcons QB Matt Ryan for a 5-yd. loss at Atl. (12/26).
- Sacked Seahawks QB Russell Wilson for a 4-yd. loss at Sea. (1/2/22).

2020 (DETROIT)

- Appeared in 6 contests (1 start) and recorded 17 tackles after starting the season on the Physically Unable to Perform List.
- Made his first career NFL start vs. Was. (11/15).

2019 (DETROIT)

- Appeared in 4 games and registered 8 tackles after starting the season on the Injured Reserve List.
- Made his NFL debut at Was. (11/24).

COLLEGE

Appeared in 51 games (29 starts) in four seasons at Clemson (2015-18) and registered 153 tackles, 35 TFLs, 20.0 sacks, 4 PDs, 2 FFs and 1 INT. Was a part of two National Championships teams with the Tigers (2016 & 2018). Earned third-team All-ACC honors as a senior in 2018 after starting all 15 games and finishing the season with 44 tackles, 14.5 TFLs and 8.0 sacks. In 2017 as a junior, earned second-team All-ACC and third-team All-American honors from the Associated Press after starting 14 games and registering 58 tackles, 15.5 TFLs, 8.5 sacks, 2 FFs, 2 PDs and 1 INT. As a sophomore in 2016, appeared in 9 games and recorded 16 tackles, 3.0 TFLs and 2.0 sacks. As a freshman in 2015, appeared in 13 games and finished with 23 tackles, 2.0 TFLs, 1.5 sacks and 1 FR.

PERSONAL

- Attended Thomas County Central (Thomasville, GA) HS where he was a 4A all-state honoree.
- As a senior in 2015, finished with 64 tackles, 5.0 sacks and 3 FFs.
- Earned his bachelor's degree in management at Clemson.
- Born Austin Bryant (11/12/96) in Pavo, GA.

INJURY REPORT

2019: Placed on the Injured Reserve List on 9/5 with a pectoral injury. Inactive at Min. (12/8) with a hip injury.

2020: Placed on the Physically Unable to Perform List on 9/5 with a pectoral injury.

2021: Inactive at Pit. (11/14) with a shoulder injury

BRYANT'S GAME-BY-GAME

2019 (Detroit)

Date	Opp	W/L	P/S	Tot	Sol	Ast	Sk	Yds	Int	Yds	PD	FF	FR	Yds
PLACED ON INJURED RESERVE (Pectoral) ON 9/2														
Sep 8	at Arz	T	-	-	-	-	-	-	-	-	-	-	-	-
Sep 15	LAC	W	-	-	-	-	-	-	-	-	-	-	-	-
Sep 22	at Phi	W	-	-	-	-	-	-	-	-	-	-	-	-
Sep 29	KC	L	-	-	-	-	-	-	-	-	-	-	-	-
Oct 14	at GB	L	-	-	-	-	-	-	-	-	-	-	-	-
Oct 20	Min	L	-	-	-	-	-	-	-	-	-	-	-	-
Oct 27	NYG	W	-	-	-	-	-	-	-	-	-	-	-	-
Nov 3	at Oak	L	-	-	-	-	-	-	-	-	-	-	-	-
Nov 10	at Chi	L	-	-	-	-	-	-	-	-	-	-	-	-
Nov 17	Dal	L	-	-	-	-	-	-	-	-	-	-	-	-
ACTIVATED FROM INJURED RESERVE ON 11/20														
Nov 24	at Was	L	1/0	0	0	0	0.0	0.0	0	0	0	0	0	0
Nov 28	Chi	L	-	-	-	-	-	-	-	-	-	-	-	-
Dec 8	at Min	L	-	-	-	-	-	-	-	-	-	-	-	-
Dec 15	TB	L	1/0	1	1	0	0.0	0.0	0	0	0	0	0	0
Dec 22	at Den	L	1/0	3	0	3	0.0	0.0	0	0	0	0	0	0
Dec 29	GB	L	1/0	4	1	3	0.0	0.0	0	0	0	0	0	0
TOTALS			4/0	8	2	6	0.0	0.0	0	0	0	0	0	0

2021 (Detroit)

Date	Opp	W/L	P/S	Tot	Sol	Ast	Sk	Yds	Int	Yds	PD	FF	FR	Yds
Sep 12	SF	L	1/0	0	0	0	0.0	0.0	0	0	0	0	0	0
Sep 20	at GB	L	-	-	-	-	-	-	-	-	-	-	-	-
Sep 26	Bal	L	1/0	1	1	0	1.0	4.0	0	0	0	0	0	0
Oct 3	at Chi	L	1/0	4	4	0	0.0	0.0	0	0	0	0	0	0
Oct 10	at Min	L	1/0	0	0	0	0.0	0.0	0	0	0	0	0	0
Oct 17	Cin	L	1/0	2	2	0	1.0	12.0	0	0	0	0	0	0
Oct 24	at LAR	L	1/0	0	0	0	0.0	0.0	0	0	0	0	0	0
Oct 31	Phi	L	1/0	7	4	3	0.0	0.0	0	0	0	0	0	0
Nov 14	at Pit	T	-	-	-	-	-	-	-	-	-	-	-	-
Nov 21	at Cle	L	1/1	4	2	2	0.5	5.5	0	0	0	0	0	0
Nov 25	Chi	L	1/1	5	3	2	0.0	0.0	0	0	0	0	0	0
Dec 5	Min	W	1/1	1	0	1	0.0	0.0	0	0	0	0	0	0
Dec 12	at Den	L	1/0	0	0	0	0.0	0.0	0	0	0	0	0	0
Dec 19	Arz	W	1/0	1	1	0	0.0	0.0	0	0	0	0	0	0
Dec 26	at Atl	L	1/1	2	2	0	1.0	5.0	0	0	0	0	0	0
Jan 2	at Sea	L	1/1	4	2	2	1.0	4.0	0	0	0	0	0	0
PLACED ON THE RESERVE/COVID-19 LIST ON 1/3/22														
Jan 9	GB	W	-	-	-	-	-	-	-	-	-	-	-	-
TOTALS			14/5	31	21	10	4.5	30.5	0	0	0	0	0	0

2020 (Detroit)

Date	Opp	W/L	P/S	Tot	Sol	Ast	Sk	Yds	Int	Yds	PD	FF	FR	Yds
PLACED ON RESERVE/PUP (Pectoral) ON 9/5														
Sep 13	Chi	L	-	-	-	-	-	-	-	-	-	-	-	-
Sep 20	at GB	L	-	-	-	-	-	-	-	-	-	-	-	-
Sep 27	at Arz	W	-	-	-	-	-	-	-	-	-	-	-	-
Oct 4	NO	L	-	-	-	-	-	-	-	-	-	-	-	-
Oct 18	at Jax	W	-	-	-	-	-	-	-	-	-	-	-	-
Oct 25	at Atl	W	-	-	-	-	-	-	-	-	-	-	-	-
Nov 1	Ind	L	-	-	-	-	-	-	-	-	-	-	-	-
ACTIVATED FROM RESERVE/PUP ON 11/7														
Nov 8	at Min	L	1/0	2	2	0	0.0	0.0	0	0	0	0	0	0
Nov 15	Was	W	1/1	1	0	1	0.0	0.0	0	0	0	0	0	0
Nov 22	at Car	L	-	-	-	-	-	-	-	-	-	-	-	-
Nov 26	Hou	L	-	-	-	-	-	-	-	-	-	-	-	-
Dec 6	at Chi	W	-	-	-	-	-	-	-	-	-	-	-	-
Dec 13	GB	L	1/0	4	4	0	0.0	0.0	0	0	0	0	0	0
Dec 20	at Ten	L	1/0	7	4	3	0.0	0.0	0	0	0	0	0	0
Dec 26	TB	L	1/0	3	2	1	0.0	0.0	0	0	0	0	0	0
Jan 3	Min	L	1/0	0	0	0	0.0	0.0	0	0	0	0	0	0
TOTALS			6/1	17	12	5	0.0	0.0	0	0	0	0	0	0

2022 (Detroit)

Date	Opp	W/L	P/S	Tot	Sol	Ast	Sk	Yds	Int	Yds	PD	FF	FR	Yds
Sep 11	Phi	L	1/0	1	1	0	0.0	0.0	0	0	1	0	0	0
Sep 18	Was	W	-	-	-	-	-	-	-	-	-	-	-	-
Sep 25	at Min	L	1/0	0	0	0	0.0	0.0	0	0	0	0	0	0
Oct 2	Sea	L	1/0	0	0	0	0.0	0.0	0	0	0	0	0	0
Oct 9	at NE	L	1/0	5	4	1	0.0	0.0	0	0	0	0	0	0
Oct 23	at Dal	L	1/0	0	0	0	0.0	0.0	0	0	0	0	0	0
Oct 30	Mia	L	1/0	0	0	0	0.0	0.0	0	0	0	0	0	0
Nov 6	GB	W	-	-	-	-	-	-	-	-	-	-	-	-
Nov 13	at Chi	W	-	-	-	-	-	-	-	-	-	-	-	-
Nov 20	at NYG	W	1/0	1	0	1	0.0	0.0	0	0	0	0	0	0
Nov 24	Buf	L	1/0	2	2	0	0.0	0.0	0	0	0	0	0	0
Dec 4	Jax	W	1/0	0	0	0	0.0	0.0	0	0	0	0	0	0
Dec 11	Min	W	-	-	-	-	-	-	-	-	-	-	-	-
Dec 18	at NYJ	W	-	-	-	-	-	-	-	-	-	-	-	-
Dec 24	at Car	L	-	-	-	-	-	-	-	-	-	-	-	-
Jan 1	Chi	W	-	-	-	-	-	-	-	-	-	-	-	-
Jan 8	at GB	W	-	-	-	-	-	-	-	-	-	-	-	-
TOTALS			9/0	9	7	2	0.0	0.0	0	0	1	0	0	0

BRYANT'S GAME-BY-GAME

2023 (San Francisco/Minnesota)

Date	Opp	W/L	P/S	Tot	Sol	Ast	Sk	Yds	Int	Yds	PD	FF	FR	Yds
PROMOTED TO SF ACTIVE ROSTER ON 9/9														
Sep 10	at Pit	W	1/0	0	0	0	0.0	0.0	0	0	0	0	0	0
REVERTED BACK TO SF PRACTICE SQUAD ON 9/11														
Sep 17	at LAR	W	-	-	-	-	-	-	-	-	-	-	-	-
Sep 21	NYG	W	-	-	-	-	-	-	-	-	-	-	-	-
Oct 1	Arz	W	-	-	-	-	-	-	-	-	-	-	-	-
PROMOTED TO SF ACTIVE ROSTER ON 10/7														
Oct 8	Dal	W	1/0	1	0	1	0.0	0.0	0	0	0	0	0	0
REVERTED BACK TO SF PRACTICE SQUAD ON 10/9														
WAIVED BY SF ON 11/15														
SIGNED TO MIN PRACTICE SQUAD ON 11/21														
Nov 27	Chi	L	-	-	-	-	-	-	-	-	-	-	-	-
Dec 10	at LV	W	-	-	-	-	-	-	-	-	-	-	-	-
Dec 16	at Cin	L	-	-	-	-	-	-	-	-	-	-	-	-
Dec 24	Det	L	-	-	-	-	-	-	-	-	-	-	-	-
Dec 31	GB	L	-	-	-	-	-	-	-	-	-	-	-	-
Jan 7	at Det	L	-	-	-	-	-	-	-	-	-	-	-	-
TOTALS			2/0	1	0	1	0.0	0.0	0	0	0	0	0	0

2023 Postseason (San Francisco)

Date	Opp	W/L	P/S	Tot	Sol	Ast	Sk	Yds	Int	Yds	PD	FF	FR	Yds
WAIVED BY MIN ON 1/15														
SIGNED TO SF PRACTICE SQUAD ON 1/17														
Jan 20	GB	W	-	-	-	-	-	-	-	-	-	-	-	-
Jan 28	Det	W	-	-	-	-	-	-	-	-	-	-	-	-
Feb 11	at KC	L	-	-	-	-	-	-	-	-	-	-	-	-
TOTALS			0/0	0	0	0	0.0	0.0	0	0	0	0	0	0



SPENCER BURFORD

74

OL * 6-4 * 300 * TEXAS-SAN ANTONIO

7.19.00 * SAN ANTONIO, TX * 3RD YEAR * ACQUIRED D-4 IN '22

AWARDS & HONORS

2022: 49ers Community Relations Rookie Award

GOLDMINE

- Burford became the 3rd Roadrunner in the program's 11-year history to be drafted into the NFL when the 49ers selected him 134th overall in 2022, joining New Orleans Saints DL Marcus Davenport and former Minnesota Vikings TE David Morgan. Morgan was the first Texas-San Antonio alum to become an NFL draft pick in 2016, while Davenport followed in 2018 when he went off the board as the 14th pick in the first round.
- During the 2022 season, Burford became a staple of the 49ers community relations department's Community Tuesdays. Nearly every Community Tuesday, Burford lent his time alongside some of his teammates to a deserving group. His efforts did not go unnoticed as at the end of the season, Burford was awarded the 49ers Community Relations Rookie Player Award.



BURFORD'S GOLDEN NUGGETS

- Has two cousins who played in the NFL, former Bears and Cowboys WR Sam Hurd and former Bills, Patriots and Lions OL LaAdrian Waddle.
- Is an avid fan of both making and listening to music. He plays the drums and describes music as his "gateway to get away," and that "it takes him into a whole different realm."
- Started playing football at the age of four years old with older children. "I got to know the game at a young age. That is where my love of football came from," he said.

BURFORD'S CAREER STATISTICS

GAMES/STARTS – 29/28: 2022 (16/16); 2023 (13/12)
POSTSEASON GAMES/STARTS – 6/3: 2022 (3/3); 2023 (3/0)

Additional Statistics:

Special Teams Forced Fumbles – 1: 2022 (1)
Special Teams Tackles – 1: 2022 (1)

Milestones:

NFL Debut: at Chi. (9/11/22); **First Start:** at Chi. (9/11/22)

BURFORD'S TRANSACTIONS

Originally a 4th-round (134th overall) draft choice by SF in 2022.

2023

- Appeared in 14 games (13 starts). Also appeared in all 3 postseason games.
- Helped allow zero sacks on 28 pass attempts by QB Brock Purdy and QB Sam Darnold at Arz. (12/17).

2022

- Started all 16 games he appeared in. Also started all 3 postseason games.
- Helped allow zero sacks on 27 pass attempts by QB Jimmy Garoppolo vs. LAR (10/3).
- Helped allow zero sacks on 41 pass attempts by QB Jimmy Garoppolo at Atl. (10/16).
- Helped allow zero sacks on 29 pass attempts by QB Jimmy Garoppolo at Arz. (11/21).
- Helped allow zero sacks and block for 209 rushing yds. vs. TB (12/11).
- Helped allow zero sacks and block for 170 rushing yds. at LV (1/1/23). It marked the 5th game this season that the 49ers offensive line has not allowed a sack, matching the most registered by the 49ers in a single season since 1980 (2000 - 5 games without a sack).

COLLEGE

Appeared in 45 games (43 starts) in four years (2018-21) at Texas-San Antonio. As a senior in 2021, started all 12 games and helped pave the way for school records in total yds. (6,146), passing yds. (3,577) and points scored (516). As a junior in 2020, was named Second-Team All-Conference USA after appearing in 11 games (10 starts) and helping block for a program-best 2,585 rushing yds. Appeared in all 12 games (11 starts) as a sophomore in 2019 and was named All-Conference USA Honorable Mention. As a freshman in 2018, started all 10 games he appeared in.

PERSONAL

- Earned first-team all-area and all-district honors as a senior at Wagner (San Antonio, TX) HS.
- Son of Barretta Burford and John Watts. Has one brother, Andre.
- Majored in criminal justice at Texas-San Antonio.

INJURY REPORT

2022: Inactive vs. Mia. (12/4) with an ankle injury.



DE'VONDRE CAMPBELL SR.

59

LB * 6-4 * 232 * MINNESOTA

7.1.93 * FORT MEYERS, FL * 9TH YEAR * ACQUIRED FA IN '24

GOLDMINE

- Throughout his time in the league, Campbell has been known for his work in the community. He started a foundation, the De'Vondre Campbell Family Youth Foundation, to serve children in his hometown of Ft. Myers, FL, and in Green Bay, WI. The foundation empowers at-risk youth and families in need through resource distribution, scholarship, educational advancement and mentorship-based programming. The Foundation organizes community centered events that directly provide relief, impact, and create change for those in need. Since 2018, the foundation has hosted annual football camps along with other donation-based events, impacting hundreds of families each year.



CAMPBELL'S GOLDEN NUGGETS

- Earned a degree in business and marketing education and a certificate in human resource development.
- Wear number 59 because his mother, Cathryn Campbell, was born in 1959.

De'vondre Campbell
Family|Youth Foundation

- Because of his dedication to serving his communities, Campbell was a 2023 Walter Payton Man of the Year Nominee.

CAMPBELL'S CAREER STATISTICS

YEAR	TEAM	GP	GS	TACKLES					INTERCEPTIONS					FUMBLES		
				TOT	SOL	AST	SACKS	YDS	INT	YDS	LG	TD	PD	FF	FR	YDS
2016	ATL	11	10	48	35	13	0.0	0.0	1	7	7	0	7	1	0	0
2017	ATL	16	16	92	61	31	2.0	15.0	0	0	–	0	4	1	0	0
2018	ATL	16	13	94	63	31	1.5	13.5	0	0	–	0	0	0	0	0
2019	ATL	16	15	129	75	54	2.0	18.0	2	–5	0	0	5	3	1	0
2020	ARZ	16	16	99	69	30	2.0	15.0	0	0	–	0	3	1	0	0
2021	GB	16	16	145	101	44	2.0	8.0	2	15	13	0	5	2	1	0
2022	GB	13	13	96	56	40	0.0	0.0	2	77	63t	1	3	0	0	0
2023	GB	11	11	75	46	29	0.0	0.0	0	0	–	0	1	0	1	0
TOTALS		115	110	778	506	272	9.5	69.5	7	94	63t	1	28	8	3	0

PLAYOFFS

YEAR	TEAM	GP	GS	TACKLES					INTERCEPTIONS					FUMBLES		
				TOT	SOL	AST	SACKS	YDS	INT	YDS	LG	TD	PD	FF	FR	YDS
2016	ATL	3	3	11	8	3	0.0	0.0	0	0	–	0	0	0	0	0
2017	ATL	2	2	8	8	0	1.0	7.0	0	0	–	0	0	0	0	0
2021	GB	1	1	7	6	1	0.0	0.0	0	0	–	0	1	0	0	0
2023	GB	2	1	16	11	5	1.0	0.0	0	0	–	0	2	0	0	0
TOTALS		8	7	42	33	9	2.0	7.0	0	0	–	0	3	0	0	0

Additional Statistics:

Special Teams Tackles – 1: 2021 (1)

Milestones:

NFL Debut: vs. TB (9/11/16); **First Start:** vs. TB (9/11/16); **First Sack:** Regular Season – vs. GB (9/17/17 – QB Aaron Rodgers); Postseason – at LAR (1/6/18 – QB Jared Goff); **First INT:** vs. Arz. (11/27/16 – QB Carson Palmer); **First INT Returned for a TD:** at Was. (10/23/22 – QB Taylor Heinicke); **First FF:** at TB (11/3/16 – RB Antone Smith); **First FR:** at SF (12/15/19 – RB Matt Breida)

CAMPBELL'S CAREER HIGHS

Total Tackles: Regular Season – 17 vs. Ten. (9/29/19); Postseason – 8 (2 times) Last at SF (1/20/24)

Solo: Regular Season – 12 vs. Cle. (12/25/21); Postseason – 6 (2 times) Last vs. SF (1/22/22)

Assists: Regular Season – 10 vs. Ten. (9/29/19); Postseason – 3 at SF (1/20/24)

Passes Defensed: Regular Season – 3 at Arz. (11/27/16); Postseason – 1 (3 times) Last at SF (1/20/24)

Sacks: Regular Season – 1.0 (9 times) Last at Bal. (12/19/21); Postseason – 1.0 (2 times) Last at Dal. (1/14/24)

Interceptions: Regular Season – 1 (7 times) Last at Mia. (12/25/22)

Forced Fumbles: Regular Season – 2 (2 times) Last vs. Was. (10/24/21)

Fumble Recoveries: Regular Season – 1 (3 times) Last vs. LAR (11/5/23)

CAMPBELL'S TRANSACTIONS

Originally a 4th-round (115th overall) draft choice by Atl. in 2016...Signed a one-year deal with Arz. on 3/19/20...Signed a one-year deal with GB on 6/9/21...Placed on Reserve/COVID-19 List on 11/30/21...Activated from Reserve/COVID-19 List on 12/10/21...Re-signed with GB to a five-year deal on 3/14/22...Released by GB on 3/13/24...Signed a one-year deal with SF on 3/15/24.

2023 (GREEN BAY)

- Started in 11 games and registered 75 tackles, 1 PD and 1 FR. Also appeared in 2 postseason contests (1 start) and registered 16 tackles, 1.0 sack and 2 PDs.
- Recorded a season-high 14 tackles twice [at Atl. (9/17) and vs. Min. (10/29)].
- Registered 8 tackles and 1.0 sack of Cowboys QB Dak Prescott at Dal. (1/14/24 - NFC-WC).

2022 (GREEN BAY)

- Started in 13 games and registered 96 tackles, 3 PDs and 2 INTs, one of which was returned for a TD.
- Recorded a season-high 14 tackles at TB (9/25).
- Tallied 12 tackles and 1 INT of Commanders QB Taylor Heinicke at Was. (10/23) which he returned for a 63-yd. TD, marking the first TD of his career.
- Totaled 3 tackles and 1 INT of Dolphins QB Tua Tagovailoa at Mia. (12/25).

2021 (GREEN BAY)

- Started in 16 games and registered a career-high 145 tackles, 2.0 sacks, 5 PDs, 2 INTs, 2 FFs and 1 FR. Also started in 1 postseason contest and recorded 7 tackles and 1 PD.
- Tallied 13 tackles and 1 INT of Lions QB Jared Goff vs. Det. (9/20).
- Posted 9 tackles and 1 INT of Bengals QB Joe Burrow at Cin. (10/10).
- Recorded 7 tackles and 1.0 sack of Cardinals QB Kyler Murray at Arz. (10/28).
- Registered a season-high 16 tackles vs. Chi. (12/12).
- Notched 10 tackles and 1.0 sack of Ravens QB Tyler Huntley at Bal. (12/19).
- Tallied 7 tackles and 1 PD vs. SF (1/22/22 - NFC-D).

2020 (ARIZONA)

- Started in all 16 games and registered 99 tackles, 2.0 sacks, 3 PDs and 1 FF.
- Recorded 6 tackles and 1.0 sack of Dolphins QB Tua Tagovailoa vs. Mia. (11/8).
- Tallied 6 tackles and 1.0 sack of Patriots QB Cam Newton at NE (11/29).

2019 (ATLANTA)

- Appeared in 16 games (15 starts) and registered 129 tackles, 2.0 sacks, 5 PDs, 2 INTs, 3 FFs and 1 FR.
- Recorded a career-high 17 tackles and 2 FFs vs. Ten. (9/29).
- Totaled 6 tackles and 1.0 sack of Saints QB Drew Brees at NO (11/10).
- Posted 7 tackles and 1.0 sack of Panthers QB Kyle Allen vs. Car. (12/8).

2018 (ATLANTA)

- Appeared in 16 games (13 starts) and registered 94 tackles and 1.5 sacks.
- Tallied 5 tackles and 1.0 sack of Packers QB Aaron Rodgers at GB (12/9).
- Notched 3 tackles and a 0.5 sack of Cardinals QB Josh Rosen vs. Arz. (12/16).

2017 (ATLANTA)

- Started in all 16 games and registered 92 tackles, 2.0 sacks, 4 PDs and 1 FF. Also started in 2 postseason contests and totaled 8 tackles and 1.0 sack.
- Registered 8 tackles and 1.0 sack of Packers QB Aaron Rodgers vs. GB (9/17), marking the first sack of his career.
- Recorded 8 tackles, 1.0 sack and 1 FF of Patriots QB Tom Brady at NE (10/22).
- Tallied 2 tackles and 1.0 sack of Rams QB Jared Goff at LAR (1/6/18 - NFC-WC), marking the first sack of his playoff career.

2016 (ATLANTA)

- Appeared in 11 games (10 starts) as a rookie and registered 48 tackles, a career-high 7 PDs, 1 INT and 1 FF. Also started in 3 postseason contests and registered 11 tackles.
- Recorded 9 tackles and 1 FF of Buccaneers RB Antone Smith at TB (11/3), marking the first FF of his career.
- Posted 4 tackles and 1 INT of Cardinals QB Carson Palmer vs. Arz. (11/27), marking the first INT of his career.

COLLEGE

Appeared in 39 games (27 starts) in three years (2013-15) at Minnesota and registered 208 tackles, 16 TFLs and 6.5 sacks after spending one year (2012) at Hutchinson Community College (KS). As a senior in 2015, earned Honorable Mention All-Big Ten after appearing in 13 games (11 starts) and registering 92 tackles, 6.5 TFLs, 4.0 sacks, and 1 INT and 1 FF. As a junior, started in all 13 games and registered 75 tackles, 6.5 TFLs, 2.5 sacks, 3 FRs and 1 INT returned for a TD. In 2013, appeared in 13 games (3 starts) and registered 41 tackles, 3 TFLs, 1 PD and 1 FF. Transferred to Minnesota from Hutchinson Community College. As a redshirt freshman in 2012, played in 12 games and registered 83 tackles, 8 TFLs, 3.5 sacks, 4 PDs, 1 FR, and 1 INT returned for a 34-yd. TD.

PERSONAL

- Attended Cypress Lake (FL) HS.
- Married to Nicole Campbell, they have 3 children A'mari, A'vaya, and Kash.
- Parents are Cathryn and Luther Campbell.
- Born De'Vondre Campbell (7/1/93) in Fort Meyers, FL.

INJURY REPORT

- 2016:** Inactive 4 games [at Oak. (9/18), at NO (9/26), vs. Car. (10/2) and at Den. (10/9)] with an ankle injury. Inactive at Car. (12/24) with a concussion.
- 2020:** Inactive at Det. (1/9/22) with an elbow injury.
- 2022:** Inactive 4 games [at Det. (11/6), vs. Dal. (11/13), vs. Ten. (11/17) and at Phi. (11/27)] with a knee injury.
- 2023:** Inactive 3 games [vs. Det. (9/28), at LV (10/9) and at Den. (10/22)] with an ankle injury. Inactive 3 games [at Det. (11/23), at Car. (12/24) and at Min. (12/31)] with a neck injury.

CAMPBELL'S GAME-BY-GAME

2016 (Atlanta)

Date	Opp	W/L	P/S	Tot	Sol	Ast	Sk	Yds	Int	Yds	PD	FF	FR	Yds
Sep 11	TB	L	1/1	4	4	0	0.0	0.0	0	0	0	0	0	0
Sep 18	at Oak	W	-	-	-	-	INACTIVE (Ankle)	-	-	-	-	-	-	-
Sep 26	at NO	W	-	-	-	-	INACTIVE (Ankle)	-	-	-	-	-	-	-
Oct 2	Car	W	-	-	-	-	INACTIVE (Ankle)	-	-	-	-	-	-	-
Oct 9	at Den	W	-	-	-	-	INACTIVE (Ankle)	-	-	-	-	-	-	-
Oct 16	at Sea	L	1/0	3	2	1	0.0	0.0	0	0	0	0	0	0
Oct 23	SD	L	1/1	10	6	4	0.0	0.0	0	0	0	0	0	0
Oct 30	GB	W	1/1	5	4	1	0.0	0.0	0	0	0	0	0	0
Nov 3	at TB	W	1/1	9	8	1	0.0	0.0	0	0	1	1	0	0
Nov 13	at Phi	L	1/1	2	1	1	0.0	0.0	0	0	1	0	0	0
Nov 27	Arz	W	1/1	4	4	0	0.0	0.0	1	7	3	0	0	0
Dec 4	KC	L	1/1	5	3	2	0.0	0.0	0	0	0	0	0	0
Dec 11	at LAR	W	1/1	1	1	0	0.0	0.0	0	0	1	0	0	0
Dec 18	SF	W	1/1	1	0	1	0.0	0.0	0	0	0	0	0	0
Dec 24	at Car	W	-	-	-	-	INACTIVE (Concussion)	-	-	-	-	-	-	-
Jan 1	NO	W	1/1	4	2	2	0.0	0.0	0	0	1	0	0	0
TOTALS			11/10	48	35	13	0.0	0.0	1	7	7	1	0	0

2018 (Atlanta)

Date	Opp	W/L	P/S	Tot	Sol	Ast	Sk	Yds	Int	Yds	PD	FF	FR	Yds
Sep 6	at Phi	L	1/1	6	4	2	0.0	0.0	0	0	0	0	0	0
Sep 16	Car	W	1/1	9	8	1	0.0	0.0	0	0	0	0	0	0
Sep 23	NO	L	1/1	6	5	1	0.0	0.0	0	0	0	0	0	0
Sep 30	Cin	L	1/1	5	5	0	0.0	0.0	0	0	0	0	0	0
Oct 7	at Pit	L	1/1	3	1	2	0.0	0.0	0	0	0	0	0	0
Oct 14	TB	W	1/1	5	2	3	0.0	0.0	0	0	0	0	0	0
Oct 22	NYG	W	1/1	3	3	0	0.0	0.0	0	0	0	0	0	0
Nov 4	at Was	W	1/1	4	3	1	0.0	0.0	0	0	0	0	0	0
Nov 11	at Cle	L	1/1	8	5	3	0.0	0.0	0	0	0	0	0	0
Nov 18	Dal	L	1/1	6	3	3	0.0	0.0	0	0	0	0	0	0
Nov 22	at NO	L	1/1	8	6	2	0.0	0.0	0	0	0	0	0	0
Dec 2	Bal	L	1/1	6	5	1	0.0	0.0	0	0	0	0	0	0
Dec 9	at GB	L	1/1	5	3	2	1.0	9.0	0	0	0	0	0	0
Dec 16	Arz	W	1/0	3	0	3	0.5	4.5	0	0	0	0	0	0
Dec 23	at Car	W	1/0	8	3	5	0.0	0.0	0	0	0	0	0	0
Dec 30	at TB	W	1/0	9	7	2	0.0	0.0	0	0	0	0	0	0
TOTALS			16/13	94	63	31	1.5	13.5	0	0	0	0	0	0

2016 Postseason (Atlanta)

Date	Opp	W/L	P/S	Tot	Sol	Ast	Sk	Yds	Int	Yds	PD	FF	FR	Yds
Jan 14	Sea	W	1/1	4	3	1	0.0	0.0	0	0	0	0	0	0
Jan 22	GB	W	1/1	3	2	1	0.0	0.0	0	0	0	0	0	0
Feb 5	NE	L	1/1	4	3	1	0.0	0.0	0	0	0	0	0	0
TOTALS			3/3	11	8	3	0.0	0.0	0	0	0	0	0	0

2019 (Atlanta)

Date	Opp	W/L	P/S	Tot	Sol	Ast	Sk	Yds	Int	Yds	PD	FF	FR	Yds
Sep 8	at Min	L	1/1	8	6	2	0.0	0.0	0	0	0	0	0	0
Sep 15	Phi	W	1/1	8	6	2	0.0	0.0	0	0	0	0	0	0
Sep 22	at Ind	L	1/1	5	4	1	0.0	0.0	0	0	0	0	0	0
Sep 29	Ten	L	1/1	17	7	10	0.0	0.0	0	0	0	2	0	0
Oct 6	at Hou	L	1/1	10	8	2	0.0	0.0	0	0	0	0	0	0
Oct 13	at Arz	L	1/1	9	8	1	0.0	0.0	0	0	0	0	0	0
Oct 20	LAR	L	1/1	6	3	3	0.0	0.0	0	0	0	0	0	0
Oct 27	Sea	L	1/0	7	2	5	0.0	0.0	0	0	0	0	0	0
Nov 10	at NO	W	1/1	6	4	2	1.0	9.0	0	0	0	0	0	0
Nov 17	at Car	W	1/1	12	5	7	0.0	0.0	1	-5	1	0	0	0
Nov 24	TB	L	1/1	8	2	6	0.0	0.0	1	0	1	0	0	0
Nov 28	NO	L	1/1	3	1	2	0.0	0.0	0	0	1	0	0	0
Dec 8	Car	W	1/1	7	6	1	1.0	9.0	0	0	2	0	0	0
Dec 15	at SF	W	1/1	11	7	4	0.0	0.0	0	0	0	1	1	0
Dec 22	Jax	W	1/1	9	4	5	0.0	0.0	0	0	0	0	0	0
Dec 29	at TB	W	1/1	3	2	1	0.0	0.0	0	0	0	0	0	0
TOTALS			16/15	129	75	54	2.0	18.0	2	-5	5	3	1	0

2017 (Atlanta)

Date	Opp	W/L	P/S	Tot	Sol	Ast	Sk	Yds	Int	Yds	PD	FF	FR	Yds
Sep 10	at Chi	W	1/1	6	4	2	0.0	0.0	0	0	1	0	0	0
Sep 17	GB	W	1/1	8	6	2	1.0	8.0	0	0	1	0	0	0
Sep 24	at Det	W	1/1	3	2	1	0.0	0.0	0	0	0	0	0	0
Oct 1	Buf	L	1/1	5	4	1	0.0	0.0	0	0	0	0	0	0
Oct 15	Mia	L	1/1	4	2	2	0.0	0.0	0	0	2	0	0	0
Oct 22	at NE	L	1/1	8	7	1	1.0	7.0	0	0	0	1	0	0
Oct 29	at NYJ	W	1/1	4	2	2	0.0	0.0	0	0	0	0	0	0
Nov 5	at Car	L	1/1	8	3	5	0.0	0.0	0	0	0	0	0	0
Nov 12	Dal	W	1/1	13	11	2	0.0	0.0	0	0	0	0	0	0
Nov 20	at Sea	W	1/1	4	3	1	0.0	0.0	0	0	0	0	0	0
Nov 26	TB	W	1/1	4	2	2	0.0	0.0	0	0	0	0	0	0
Dec 3	Min	L	1/1	6	1	5	0.0	0.0	0	0	0	0	0	0
Dec 7	NO	W	1/1	6	4	2	0.0	0.0	0	0	0	0	0	0
Dec 18	at TB	W	1/1	6	6	0	0.0	0.0	0	0	0	0	0	0
Dec 24	at NO	L	1/1	3	1	2	0.0	0.0	0	0	0	0	0	0
Dec 31	Car	W	1/1	4	3	1	0.0	0.0	0	0	0	0	0	0
TOTALS			16/16	92	61	31	2.0	15.0	0	0	4	1	0	0

2017 Postseason (Atlanta)

Date	Opp	W/L	P/S	Tot	Sol	Ast	Sk	Yds	Int	Yds	PD	FF	FR	Yds
Jan 6	at LAR	W	1/1	2	2	0	1.0	7.0	0	0	0	0	0	0
Jan 13	at Phi	L	1/1	6	6	0	0.0	0.0	0	0	0	0	0	0
TOTALS			2/2	8	8	0	1.0	7.0	0	0	0	0	0	0

CAMPBELL'S GAME-BY-GAME

2020 (Arizona)

Date	Opp	W/L	P/S	Tot	Sol	Ast	Sk	Yds	Int	Yds	PD	FF	FR	Yds
Sep 13	at SF	W	1/1	7	5	2	0.0	0.0	0	0	0	0	0	0
Sep 20	Was	W	1/1	10	8	2	0.0	0.0	0	0	2	0	0	0
Sep 27	Det	L	1/1	6	4	2	0.0	0.0	0	0	0	0	0	0
Oct 4	at Car	L	1/1	9	4	5	0.0	0.0	0	0	0	0	0	0
Oct 11	at NYJ	W	1/1	9	8	1	0.0	0.0	0	0	0	0	0	0
Oct 19	at Dal	W	1/1	7	5	2	0.0	0.0	0	0	0	0	0	0
Oct 25	Sea	W	1/1	9	6	3	0.0	0.0	0	0	0	0	0	0
Nov 8	Mia	L	1/1	6	6	0	1.0	11.0	0	0	0	0	0	0
Nov 15	Buf	W	1/1	3	1	2	0.0	0.0	0	0	0	0	0	0
Nov 19	at Sea	L	1/1	1	1	0	0.0	0.0	0	0	0	0	0	0
Nov 29	at NE	L	1/1	6	4	2	1.0	4.0	0	0	0	0	0	0
Dec 6	LAR	L	1/1	7	6	1	0.0	0.0	0	0	0	0	0	0
Dec 13	at NYG	W	1/1	4	1	3	0.0	0.0	0	0	0	0	0	0
Dec 20	Phi	W	1/1	3	2	1	0.0	0.0	0	0	0	1	0	0
Dec 26	SF	L	1/1	5	2	3	0.0	0.0	0	0	0	0	0	0
Jan 3	at LAR	L	1/1	7	6	1	0.0	0.0	0	0	1	0	0	0
TOTALS			16/16	99	69	30	2.0	15.0	0	0	3	1	0	0

2023 (Green Bay)

Date	Opp	W/L	P/S	Tot	Sol	Ast	Sk	Yds	Int	Yds	PD	FF	FR	Yds
Sep 10	at Chi	W	1/1	7	4	3	0.0	0.0	0	0	0	0	0	0
Sep 17	at Atl	L	1/1	14	7	7	0.0	0.0	0	0	0	0	0	0
Sep 24	NO	W	1/1	1	1	0	0.0	0.0	0	0	0	0	0	0
Sep 28	Det	L	-	-	-	-	INACTIVE (Ankle)	-	-	-	-	-	-	-
Oct 9	at LV	L	-	-	-	-	INACTIVE (Ankle)	-	-	-	-	-	-	-
Oct 22	at Den	L	-	-	-	-	INACTIVE (Ankle)	-	-	-	-	-	-	-
Oct 29	Min	L	1/1	14	10	4	0.0	0.0	0	0	0	0	0	0
Nov 5	LAR	W	1/1	6	3	3	0.0	0.0	0	0	0	0	0	1
Nov 12	at Pit	L	1/1	3	1	2	0.0	0.0	0	0	1	0	0	0
Nov 19	LAC	W	1/1	7	6	1	0.0	0.0	0	0	0	0	0	0
Nov 23	at Det	W	-	-	-	-	INACTIVE (Neck)	-	-	-	-	-	-	-
Dec 3	KC	W	1/1	4	1	3	0.0	0.0	0	0	0	0	0	0
Dec 11	at NYG	L	1/1	6	4	2	0.0	0.0	0	0	0	0	0	0
Dec 17	TB	L	1/1	5	5	0	0.0	0.0	0	0	0	0	0	0
Dec 24	at Car	W	-	-	-	-	INACTIVE (Neck)	-	-	-	-	-	-	-
Dec 31	at Min	W	-	-	-	-	INACTIVE (Neck)	-	-	-	-	-	-	-
Jan 7	Chi	W	1/1	8	4	4	0.0	0.0	0	0	0	0	0	0
TOTALS			11/11	75	46	29	0.0	0.0	0	0	1	0	1	0

2021 (Green Bay)

Date	Opp	W/L	P/S	Tot	Sol	Ast	Sk	Yds	Int	Yds	PD	FF	FR	Yds
Sep 12	at NO	L	1/1	6	5	1	0.0	0.0	0	0	0	0	0	0
Sep 20	Det	W	1/1	13	10	3	0.0	0.0	1	2	1	0	0	0
Sep 26	at SF	W	1/1	11	5	6	0.0	0.0	0	0	0	0	1	0
Oct 3	Pit	W	1/1	9	5	4	0.0	0.0	0	0	1	0	0	0
Oct 10	at Cin	W	1/1	9	5	4	0.0	0.0	1	13	1	0	0	0
Oct 17	at Chi	W	1/1	6	4	2	0.0	0.0	0	0	0	0	0	0
Oct 24	Was	W	1/1	14	11	3	0.0	0.0	0	0	0	2	0	0
Oct 28	at Arz	W	1/1	7	4	3	1.0	4.0	0	0	0	0	0	0
Nov 7	at KC	L	1/1	7	4	3	0.0	0.0	0	0	0	0	0	0
Nov 14	Sea	W	1/1	5	5	0	0.0	0.0	0	0	0	0	0	0
Nov 21	at Min	L	1/1	7	6	1	0.0	0.0	0	0	1	0	0	0
Nov 28	LAR	W	1/1	4	4	0	0.0	0.0	0	0	0	0	0	0
Dec 12	Chi	W	1/1	16	9	7	0.0	0.0	0	0	0	0	0	0
Dec 19	at Bal	W	1/1	10	5	5	1.0	4.0	0	0	0	0	0	0
Dec 25	Cle	W	1/1	13	12	1	0.0	0.0	0	0	1	0	0	0
Jan 2	Min	W	1/1	8	7	1	0.0	0.0	0	0	0	0	0	0
Jan 9	at Det	L	-	-	-	-	INACTIVE (Elbow)	-	-	-	-	-	-	-
TOTALS			16/16	145	101	44	2.0	8.0	2	15	5	2	1	0

2023 Postseason (Green Bay)


Date	Opp	W/L	P/S	Tot	Sol	Ast	Sk	Yds	Int	Yds	PD	FF	FR	Yds
Jan 14	at Dal	W	1/1	8	6	2	1.0	0.0	0	0	1	0	0	0
Jan 20	at SF	L	1/0	8	5	3	0.0	0.0	0	0	1	0	0	0
TOTALS			2/1	16	11	5	1.0	0.0	0	0	2	0	0	0

2021 Postseason (Green Bay)

Date	Opp	W/L	P/S	Tot	Sol	Ast	Sk	Yds	Int	Yds	PD	FF	FR	Yds
Jan 22	SF	L	1/1	7	6	1	0.0	0.0	0	0	1	0	0	0
TOTALS			1/1	7	6	1	0.0	0.0	0	0	1	0	0	0

2022 (Green Bay)

Date	Opp	W/L	P/S	Tot	Sol	Ast	Sk	Yds	Int	Yds	PD	FF	FR	Yds
Sep 11	at Min	L	1/1	11	5	6	0.0	0.0	0	0	0	0	0	0
Sep 18	Chi	W	1/1	4	2	2	0.0	0.0	0	0	0	0	0	0
Sep 25	at TB	W	1/1	14	8	6	0.0	0.0	0	0	1	0	0	0
Oct 2	NE	W	1/1	7	6	1	0.0	0.0	0	0	0	0	0	0
Oct 9	NYG	L	1/1	5	5	0	0.0	0.0	0	0	0	0	0	0
Oct 16	NYJ	L	1/1	8	3	5	0.0	0.0	0	0	0	0	0	0
Oct 23	at Was	L	1/1	12	7	5	0.0	0.0	1	63t	1	0	0	0
Oct 30	at Buf	L	1/1	3	2	1	0.0	0.0	0	0	0	0	0	0
Nov 6	at Det	L	-	-	-	-	INACTIVE (Knee)	-	-	-	-	-	-	-
Nov 13	Dal	W	-	-	-	-	INACTIVE (Knee)	-	-	-	-	-	-	-
Nov 17	Ten	L	-	-	-	-	INACTIVE (Knee)	-	-	-	-	-	-	-
Nov 27	at Phi	L	-	-	-	-	INACTIVE (Knee)	-	-	-	-	-	-	-
Dec 4	at Chi	W	1/1	10	6	4	0.0	0.0	0	0	0	0	0	0
Dec 19	LAR	W	1/1	4	2	2	0.0	0.0	0	0	0	0	0	0
Dec 25	at Mia	W	1/1	3	1	2	0.0	0.0	1	14	1	0	0	0
Jan 1	Min	W	1/1	8	5	3	0.0	0.0	0	0	0	0	0	0
Jan 8	Det	L	1/1	7	4	3	0.0	0.0	0	0	0	0	0	0
TOTALS			13/13	96	56	40	0.0	0.0	2	77	3	0	0	0



MALIEK COLLINS

99

DT * 6-2 * 310 * NEBRASKA

4.8.95 * KANSAS CITY, MO * 9TH YEAR * ACQUIRED TR IN '24-HOU.

GOLDMINE

- Co-owned and trained at a boxing gym, 12th Round Fit, in Arizona that primarily served people with Parkinson's Disease. In an attempt to cut down weight in the offseason, Collins took up boxing with trainer Marty Barrett and fell in love with what it did for him, both on and off the field. He was inspired by the work Marty was doing with Parkinson's patients and wanted to get involved. So, they opened a facility where members of the gym can participate in group and individual training sessions. This training provides them with the confidence in themselves and their abilities, despite their diagnosis. "Usually, you're training to beat someone else. With Parkinson's, we're trying to beat a disease. And we're training for the fight of their lives." said Barrett. The gym grew significantly since opening and has seen many professional athletes train there as well, including 49ers teammate DL Javon Hargrave.

COLLINS' GOLDEN NUGGETS

- In college, earned citizenship awards for his time spent volunteering with the Make-A-Wish Foundation, Mad Dads, Uplifting Athletes and the Madonna Rehabilitation Center.
- Grew up the youngest of three, with two older sisters.
- As a wrestler, won the Missouri Class 2A state championship with a perfect 48-0 record in his senior season.



COLLINS' CAREER STATISTICS

YEAR	TEAM	GP	GS	TACKLES					INTERCEPTIONS					FUMBLES		
				TOT	SOL	AST	SACKS	YDS	INT	YDS	LG	TD	PD	FF	FR	YDS
2016	DAL	16	14	23	17	6	5.0	36.0	0	0	–	0	0	1	1	0
2017	DAL	16	16	22	10	12	2.5	15.0	0	0	–	0	0	0	2	0
2018	DAL	13	9	19	12	7	3.0	24.0	0	0	–	0	0	0	1	0
2019	DAL	16	16	20	15	5	4.0	32.0	0	0	–	0	0	0	1	0
2020	LV	12	11	15	8	7	0.0	0.0	0	0	–	0	0	0	0	0
2021	HOU	15	15	29	18	11	2.5	22.0	1	0	0	0	1	0	1	0
2022	HOU	15	15	37	27	10	3.5	17.0	0	0	–	0	2	0	0	0
2023	HOU	16	16	41	19	22	5.0	39.0	0	0	–	0	1	0	0	0
TOTALS		119	112	206	126	80	25.5	185.0	1	0	0	0	4	1	6	0

PLAYOFFS

YEAR	TEAM	GP	GS	TACKLES					INTERCEPTIONS					FUMBLES		
				TOT	SOL	AST	SACKS	YDS	INT	YDS	LG	TD	PD	FF	FR	YDS
2016	DAL	1	1	0	0	0	0.0	0.0	0	0	–	0	0	0	0	0
2018	DAL	2	2	10	6	4	1.0	7.0	0	0	–	0	0	0	0	0
2023	HOU	2	2	2	2	0	0.0	0.0	0	0	–	0	0	0	0	0
TOTALS		5	5	12	8	4	1.0	7.0	0	0	–	0	0	0	0	0

Milestones:

NFL Debut: vs. NYG (9/11/16); **First Start:** vs. Chi. (9/25/16); **First Sack:** Regular Season – at Cle. (11/6/16 – QB Cody Kessler); Postseason – vs. Sea. (1/5/19 – QB Russel Wilson); **First INT:** at Mia.(11/7/21 – QB Jacoby Brissett); **First FF:** vs. TB (12/18/16 – QB Jameis Winston); **First FR:** vs. TB (12/18/16 – QB Jameis Winston)

COLLINS' CAREER MULTI-SACK GAMES (5)

Date	Opp	Sacks	Yds	QB
11/6/16	at Cle.	2.0	16.0	Cody Kessler (2.0)
9/25/17	at Arz.	2.0	12.0	Carson Palmer (2.0)
11/27/22	at Mia.	2.0	13.0	Tua Tagovailoa (2.0)
10/29/23	at Car.	2.0	17.5	Bryce Young (2.0)
12/17/23	at Ten.	1.5	12.0	Will Levis (1.5)

COLLINS' CAREER HIGHS

Total Tackles: Regular Season – 6 at Car. (10/29/23); Postseason – 6 at LAR (1/12/19)
Solo: Regular Season – 4 (4 times) Last vs. KC (12/18/22); Postseason – 4 at LAR (1/12/19)
Assists: Regular Season – 4 vs. NO (10/15/23); Postseason – 2 (2 times) Last at LAR (1/12/19)

Passes Defensed: Regular Season – 1 (4 times) Last at Ind. (1/6/24)
Sacks: Regular Season – 2.0 (4 times) Last at Car. (10/29/23); Postseason 1.0 vs. Sea. (1/5/19)
Interceptions: Regular Season – 1 at Mia. (11/7/21)
Forced Fumbles: Regular Season – 1 vs. TB (12/18/16)
Fumble Recoveries: Regular Season – 1 (6 times) Last at Mia. (11/7/21)

COLLINS' TRANSACTIONS

Originally the 3rd–round (67th overall) draft choices by Dal. in 2016...Signed a one–year deal with LV on 3/22/20...Placed on the Reserve/COVID–19 List on 11/18/20...Activated from the Reserve/COVID–19 List on 11/21/20...Signed a one–year deal with Hou. on 3/23/21...Placed on the Reserve/COVID–19 List on 12/20/21...Activated from the Reserve/COVID–19 List on 12/31/21...Re–signed with Hou. on a two–year deal on 3/15/22...Re–signed with Hou. on a two–year extension on 6/14/23...Traded to SF on 3/13/24.

2023 (HOUSTON)

- Started in 16 games and totaled 41 tackles, 5.0 sacks and 1 PD. Also started in 3 postseason contests and registered 2 tackles.
- Notched 4 tackles and a 0.5 sack of Saints QB Derek Carr vs. NO (10/15).
- Registered 6 tackles and 2.0 sacks of Panthers QB Bryce Young at Car. (10/29).
- Totaled four tackles and 1.0 sack of Jets QB Zach Wilson at NYJ (12/10).
- Recorded 5 tackles and 1.5 sacks of Titans QB Will Levis at Ten. (12/17).

2022 (HOUSTON)

- Started in 15 games, totaling 37 tackles, 3.5 sacks and 2 PDs.
- Recorded a 0.5 sack of Giants QB Daniel Jones and a season-high 4 tackles at NYG (11/13).
- Tallied 2.0 sacks of Dolphins QB Tua Tagovailoa at Mia. (11/27).
- Totaled 1.0 sack of Colts QB Sam Ehlinger at Ind. (1/1/23).

2021 (HOUSTON)

- Started in 15 games and totaled a career-high 29 tackles, 2.5 sacks, 1 INT and 1 FR.
- Making his Texans debut, recorded 1 tackle vs. Jax. (9/12).
- Notched 2 tackles at Cle. (9/19).
- Registered 1.0 sack of Cardinals QB Kyle Murray at Arz. (10/24).
- Recorded 2 tackles, a 0.5 sack, 1 INT and 1 FR at Mia. (11/7). His INT of Dolphins QB Jacoby Brissett marked the first of his career.
- Registered 2 tackles, and 1.0 sack of Titans QB Ryan Tannehill vs. Ten. (1/9/22).

2020 (LAS VEGAS)

- Appeared in 12 games (11 starts) and recorded 15 tackles.
- Making his Raiders debut, recorded 2 tackles at Car. (9/13).

2019 (DALLAS)

- Started in 16 games and recorded 20 tackles, 4.0 sacks and 1 FR.
- Registered 1.0 sack of Vikings QB Kirk Cousins vs. Min. (9/22), marking his first sack of the season.
- Recorded 1.0 sack of Saints QB Teddy Bridgewater at NO (9/29).
- Tallied a season-high 5 tackles and added 1 FR vs. Phi. (10/20).
- Registered 1.0 sack of Patriots QB Tom Brady at NE (11/24).

2018 (DALLAS)

- Appeared in 13 games (9 starts) and registered 19 tackles, 3.0 sacks and 1 FR. Also started in 2 postseason contests and tallied 10 tackles and 1.0 sack.
- Notched 1.0 sack of Panthers QB Cam Newton at Car. (9/9), marking his first sack of the season.
- Registered 1.0 sack of Jaguars QB Blake Bortles vs. Jax. (10/14)
- Totaled 1.0 sack of Buccaneers QB Jameis Winston vs. TB (12/23).
- Posted 1.0 sack of Seahawks QB Russell Wilson vs. Sea. (1/5/19 - NFC-WC), marking the first sack of his postseason career.

2017 (DALLAS)

- Started in 16 games and notched 22 tackles, 2.5 sacks and 2 FRs.
- Registered 2.0 sacks at Arz. (9/25).
- Totaled 1 FR vs. Was. (11/30).

2016 (DALLAS)

- Appeared in 16 games (14 starts) as a rookie and tallied 23 tackles, 5.0 sacks, 1 FF and 1 FR. Also started in 1 postseason game as a rookie.
- Tallied 2.0 sacks at Cle. (11/6), marking the first sack and first multi-sack game of his career.
- Registered 2 tackles and 1.0 sack at Min. (12/1).
- Added 1 tackle, 1.0 sack, 1 FF and 1 FR vs. TB (12/18).
- Registered 1.0 sack vs. Det. (12/26).

COLLEGE

Appeared in 38 contests and registered 86 tackles, 8.0 sacks, 1 PD and 1 FF. Named a Second-Team All-Big Ten selection (2014-15). Appeared in 13 games as a junior (2015), totaling 29 tackles and 2.5 sacks. As a sophomore (2014), he started 13 games and added 45 tackles and 4.5 sacks. Appeared in 12 games as a freshman (2013) and recorded 12 tackles.

PERSONAL

- Attended Kansas City (MO) Center HS where he received a First-Team Class 3A All-State selection.
- Majored in Sociology.
- Son of Janice Davis and C.W. Collins.
- Born Maliek Collins (4/8/95) in Kansas City, KS.

INJURY REPORT

2018: Inactive 3 games [at Sea. (9/23), vs. Det. (9/30), at Hou. (10/7)] with a knee injury.

2020: Inactive at KC (10/11) with a shoulder/illness. Placed on the Injured Reserve (DFR) List on 12/4 with a hamstring/ankle injury.

2022: Inactive 2 games [vs. Ten. (10/30) and vs. Phi. (11/3)] with a chest injury.

2023: Inactive vs. Ten. (12/31) with a hip injury.

COLLINS' GAME-BY-GAME

2016 (Dallas)

Date	Opp	W/L	P/S	Tot	Sol	Ast	Sk	Yds	Int	Yds	PD	FF	FR	Yds
Sep 11	NYG	L	1/0	0	0	0	0.0	0.0	0	0	0	0	0	0
Sep 18	at Was	W	1/0	3	2	1	0.0	0.0	0	0	0	0	0	0
Sep 25	Chi	W	1/1	2	1	1	0.0	0.0	0	0	0	0	0	0
Oct 2	at SF	W	1/1	1	1	0	0.0	0.0	0	0	0	0	0	0
Oct 9	Cin	W	1/1	1	0	1	0.0	0.0	0	0	0	0	0	0
Oct 16	at GB	W	1/1	1	1	0	0.0	0.0	0	0	0	0	0	0
Oct 30	Phi	W	1/1	1	0	1	0.0	0.0	0	0	0	0	0	0
Nov 6	at Cle	W	1/1	3	3	0	2.0	16.0	0	0	0	0	0	0
Nov 13	at Pit	W	1/1	0	0	0	0.0	0.0	0	0	0	0	0	0
Nov 20	Bal	W	1/1	2	2	0	0.0	0.0	0	0	0	0	0	0
Nov 24	Was	W	1/1	2	1	1	0.0	0.0	0	0	0	0	0	0
Dec 1	at Min	W	1/1	2	1	1	1.0	7.0	0	0	0	0	0	0
Dec 11	at NYG	L	1/1	2	2	0	0.0	0.0	0	0	0	0	0	0
Dec 18	TB	W	1/1	1	1	0	1.0	2.0	0	0	0	1	1	0
Dec 26	Det	W	1/1	1	1	0	1.0	11.0	0	0	0	0	0	0
Jan 1	at Phi	L	1/1	1	1	0	0.0	0.0	0	0	0	0	0	0
TOTALS			16/14	23	17	6	5.0	36.0	0	0	0	1	1	0

2018 (Dallas)

Date	Opp	W/L	P/S	Tot	Sol	Ast	Sk	Yds	Int	Yds	PD	FF	FR	Yds
Sep 9	at Car	L	1/0	1	1	0	1.0	8.0	0	0	0	0	0	0
Sep 16	NYG	W	1/0	1	0	1	0.0	0.0	0	0	0	0	0	0
Sep 23	at Sea	L	0/0	-	-	-	INACTIVE (Knee)	-	-	-	-	-	-	-
Sep 30	Det	W	0/0	-	-	-	INACTIVE (Knee)	-	-	-	-	-	-	-
Oct 7	at Hou	L	0/0	-	-	-	INACTIVE (Knee)	-	-	-	-	-	-	-
Oct 14	Jax	W	1/0	1	1	0	1.0	8.0	0	0	0	0	0	0
Oct 21	at Was	L	1/0	1	0	1	0.0	0.0	0	0	0	0	0	0
Nov 5	Ten	L	1/1	5	3	2	0.0	0.0	0	0	0	0	0	0
Nov 11	at Phi	W	1/1	0	0	0	0.0	0.0	0	0	0	0	0	0
Nov 18	at Atl	W	1/1	2	2	0	0.0	0.0	0	0	0	0	0	0
Nov 22	Was	W	1/1	1	0	1	0.0	0.0	0	0	0	0	0	0
Nov 29	NO	W	1/1	1	0	1	0.0	0.0	0	0	0	0	0	0
Dec 9	Phi	W	1/1	1	1	0	0.0	0.0	0	0	0	0	1	0
Dec 16	at Ind	L	1/1	0	0	0	0.0	0.0	0	0	0	0	0	0
Dec 23	TB	W	1/1	3	3	0	1.0	8.0	0	0	0	0	0	0
Dec 30	at NYG	W	1/1	2	1	1	0.0	0.0	0	0	0	0	0	0
TOTALS			13/9	19	12	7	3.0	24.0	0	0	0	0	1	0

2016 Postseason (Dallas)

Date	Opp	W/L	P/S	Tot	Sol	Ast	Sk	Yds	Int	Yds	PD	FF	FR	Yds
Jan 15	GB	L	1/1	0	0	0	0.0	0.0	0	0	0	0	0	0
TOTALS			1/1	0	0	0	0.0	0.0	0	0	0	0	0	0

2018 Postseason (Dallas)

Date	Opp	W/L	P/S	Tot	Sol	Ast	Sk	Yds	Int	Yds	PD	FF	FR	Yds
Jan 5	Sea	W	1/1	4	2	2	1.0	7.0	0	0	0	0	0	0
Jan 12	at LAR	L	1/1	6	4	2	0.0	0.0	0	0	0	0	0	0
TOTALS			2/2	10	6	4	1.0	7.0	0	0	0	0	0	0

2017 (Dallas)

Date	Opp	W/L	P/S	Tot	Sol	Ast	Sk	Yds	Int	Yds	PD	FF	FR	Yds
Sep 10	NYG	W	1/1	2	1	1	0.5	3.0	0	0	0	0	0	0
Sep 17	at Den	L	1/1	1	0	1	0.0	0.0	0	0	0	0	1	0
Sep 25	at Arz	W	1/1	5	4	1	2.0	12.0	0	0	0	0	0	0
Oct 1	LAR	L	1/1	2	2	0	0.0	0.0	0	0	0	0	0	0
Oct 8	GB	L	1/1	2	0	2	0.0	0.0	0	0	0	0	0	0
Oct 22	at SF	W	1/1	2	1	1	0.0	0.0	0	0	0	0	0	0
Oct 29	at Was	W	1/1	1	0	1	0.0	0.0	0	0	0	0	0	0
Nov 5	KC	W	1/1	0	0	0	0.0	0.0	0	0	0	0	0	0
Nov 12	at Atl	L	1/1	0	0	0	0.0	0.0	0	0	0	0	0	0
Nov 19	Phi	L	1/1	0	0	0	0.0	0.0	0	0	0	0	0	0
Nov 23	LAC	L	1/1	2	0	2	0.0	0.0	0	0	0	0	0	0
Nov 30	Was	W	1/1	0	0	0	0.0	0.0	0	0	0	0	1	0
Dec 10	at NYG	W	1/1	0	0	0	0.0	0.0	0	0	0	0	0	0
Dec 17	at Oak	W	1/1	1	1	0	0.0	0.0	0	0	0	0	0	0
Dec 24	Sea	L	1/1	3	1	2	0.0	0.0	0	0	0	0	0	0
Dec 31	at Phi	W	1/1	1	0	1	0.0	0.0	0	0	0	0	0	0
TOTALS			16/16	22	10	12	2.5	15.0	0	0	0	0	2	0

2019 (Dallas)

Date	Opp	W/L	P/S	Tot	Sol	Ast	Sk	Yds	Int	Yds	PD	FF	FR	Yds
Sep 8	NYG	W	1/1	0	0	0	0.0	0.0	0	0	0	0	0	0
Sep 15	at Was	W	1/1	1	1	0	0.0	0.0	0	0	0	0	0	0
Sep 22	Mia	W	1/1	1	1	0	1.0	8.0	0	0	0	0	0	0
Sep 29	at NO	L	1/1	1	1	0	1.0	9.0	0	0	0	0	0	0
Oct 6	GB	L	1/1	1	1	0	0.0	0.0	0	0	0	0	0	0
Oct 13	at NYJ	L	1/1	1	1	0	0.0	0.0	0	0	0	0	0	0
Oct 20	Phi	W	1/1	5	2	3	0.0	0.0	0	0	0	0	1	0
Nov 4	at NYG	W	1/1	2	1	1	1.0	9.0	0	0	0	0	0	0
Nov 10	Min	L	1/1	1	0	1	0.0	0.0	0	0	0	0	0	0
Nov 17	at Det	W	1/1	2	2	0	0.0	0.0	0	0	0	0	0	0
Nov 24	at NE	L	1/1	3	3	0	1.0	6.0	0	0	0	0	0	0
Nov 28	Buf	L	1/1	0	0	0	0.0	0.0	0	0	0	0	0	0
Dec 5	at Chi	L	1/1	1	1	0	0.0	0.0	0	0	0	0	0	0
Dec 15	LAR	W	1/1	0	0	0	0.0	0.0	0	0	0	0	0	0
Dec 22	at Phi	L	1/1	1	1	0	0.0	0.0	0	0	0	0	0	0
Dec 29	Was	W	1/1	0	0	0	0.0	0.0	0	0	0	0	0	0
TOTALS			16/16	20	15	5	4.0	32.0	0	0	0	0	1	0

COLLINS' GAME-BY-GAME

2020 (Las Vegas)

Date	Opp	W/L	P/S	Tot	Sol	Ast	Sk	Yds	Int	Yds	PD	FF	FR	Yds
Sep 13	at Car	W	1/1	1	1	0	0.0	0.0	0	0	0	0	0	0
Sep 21	NO	W	1/1	0	0	0	0.0	0.0	0	0	0	0	0	0
Sep 27	at NE	L	1/1	1	1	0	0.0	0.0	0	0	0	0	0	0
Oct 4	Buf	L	1/1	1	0	1	0.0	0.0	0	0	0	0	0	0
Oct 11	at KC	W	0/0	-INACTIVE (Shoulder/Illness)-										
Oct 25	TB	L	1/1	2	0	2	0.0	0.0	0	0	0	0	0	0
Nov 1	at Cle	W	1/1	1	1	0	0.0	0.0	0	0	0	0	0	0
Nov 8	at LAC	W	1/1	3	1	2	0.0	0.0	0	0	0	0	0	0
Nov 15	Den	W	1/1	3	2	1	0.0	0.0	0	0	0	0	0	0
Nov 22	KC	L	1/1	0	0	0	0.0	0.0	0	0	0	0	0	0
Nov 29	at Atl	L	1/1	0	0	0	0.0	0.0	0	0	0	0	0	0
PLACED ON INJURED RESERVE (Hamstring/Ankle) on 12/4														
Dec 6	at NYJ	W		-INJURED RESERVE (Hamstring/Ankle) -										
Dec 13	Ind	L		-INJURED RESERVE (Hamstring/Ankle) -										
Dec 17	LAC	L		-INJURED RESERVE (Hamstring/Ankle) -										
ACTIVATED FROM INJURED RESERVE (Hamstring/Ankle) on 12/26														
Dec 26	Mia	L	1/0	0	0	0	0.0	0.0	0	0	0	0	0	0
Jan 3	at Den	W	1/1	3	2	1	0.0	0.0	0	0	0	0	0	0
TOTALS			12/11	15	8	7	0.0	0.0	0	0	0	0	0	0

2023 (Houston)

Date	Opp	W/L	P/S	Tot	Sol	Ast	Sk	Yds	Int	Yds	PD	FF	FR	Yds
Sep 10	at Bal	L	1/1	2	1	1	0.0	0.0	0	0	0	0	0	0
Sep 17	Ind	L	1/1	1	1	0	0.0	0.0	0	0	0	0	0	0
Sep 24	at Jax	W	1/1	1	0	1	0.0	0.0	0	0	0	0	0	0
Oct 1	Pit	W	1/1	1	0	1	0.0	0.0	0	0	0	0	0	0
Oct 8	at Atl	L	1/1	2	2	0	0.0	0.0	0	0	0	0	0	0
Oct 15	NO	W	1/1	4	0	4	0.5	2.5	0	0	0	0	0	0
Oct 29	at Car	L	1/1	6	3	3	2.0	17.5	0	0	0	0	0	0
Nov 5	TB	W	1/1	1	1	0	0.0	0.0	0	0	0	0	0	0
Nov 12	at Cin	W	1/1	4	2	2	0.0	0.0	0	0	0	0	0	0
Nov 19	Arz	W	1/1	1	0	1	0.0	0.0	0	0	0	0	0	0
Nov 26	Jax	L	1/1	1	0	1	0.0	0.0	0	0	0	0	0	0
Dec 3	Den	W	1/1	2	1	1	0.0	0.0	0	0	0	0	0	0
Dec 10	at NYJ	L	1/1	4	1	3	1.0	7.0	0	0	0	0	0	0
Dec 17	at Ten	W	1/1	5	2	3	1.5	12.0	0	0	0	0	0	0
Dec 24	Cle	L	1/1	3	2	1	0.0	0.0	0	0	0	0	0	0
Dec 31	Ten	W	0/0	- INACTIVE (Hip) -										
Jan 6	at Ind	W	1/1	3	3	0	0.0	0.0	0	0	1	0	0	0
TOTALS			16/16	41	19	22	5.0	39.0	0	0	1	0	0	0

2023 Postseason (Houston)

Date	Opp	W/L	P/S	Tot	Sol	Ast	Sk	Yds	Int	Yds	PD	FF	FR	Yds
Jan 13	Cle	W	1/1	1	1	0	0.0	0.0	0	0	0	0	0	0
Jan 20	at Bal	L	1/1	1	1	0	0.0	0.0	0	0	0	0	0	0
TOTALS			2/2	2	2	0	0.0	0.0	0	0	0	0	0	0

2021 (Houston)

Date	Opp	W/L	P/S	Tot	Sol	Ast	Sk	Yds	Int	Yds	PD	FF	FR	Yds
Sep 12	Jax	W	1/1	1	1	0	0.0	0.0	0	0	0	0	0	0
Sep 19	at Cle	L	1/1	1	1	0	0.0	0.0	0	0	0	0	0	0
Sep 23	Car	L	1/1	4	3	1	0.0	0.0	0	0	0	0	0	0
Oct 3	at Buf	L	1/1	1	0	1	0.0	0.0	0	0	0	0	0	0
Oct 10	NE	L	1/1	4	2	2	0.0	0.0	0	0	0	0	0	0
Oct 17	at Ind	L	1/1	0	0	0	0.0	0.0	0	0	0	0	0	0
Oct 24	at Ari	L	1/1	1	1	0	1.0	10.0	0	0	0	0	0	0
Oct 31	LAR	L	1/1	2	1	1	0.0	0.0	0	0	0	0	0	0
Nov 7	at Mia	L	1/1	2	0	2	0.5	6.0	1	0	1	0	1	0
Nov 21	at Ten	W	1/1	3	2	1	0.0	0.0	0	0	0	0	0	0
Nov 28	NYJ	L	1/1	2	2	0	0.0	0.0	0	0	0	0	0	0
Dec 5	Ind	L	1/1	4	3	1	0.0	0.0	0	0	0	0	0	0
Dec 12	Sea	L	1/1	1	1	0	0.0	0.0	0	0	0	0	0	0
Dec 19	at Jax	W	1/1	0	0	0	0.0	0.0	0	0	0	0	0	0
PLACED ON RESERVE/COVID-19 LIST ON 12/20														
Dec 26	LAC	W	0/0	- RESERVE/COVID-19 -										
ACTIVATED FROM RESERVE/COVID-19 LIST ON 12/31														
Jan 2	at SF	L	0/0	- INACTIVE -										
Jan 9	Ten	L	1/1	3	1	2	1.0	6.0	1	0	0	0	0	0
TOTALS			15/15	29	18	11	2.5	22.0	1	0	1	0	1	0

2022 (Houston)

Date	Opp	W/L	P/S	Tot	Sol	Ast	Sk	Yds	Int	Yds	PD	FF	FR	Yds
Sep 11	Ind	T	1/1	4	2	2	0.0	0.0	0	0	1	0	0	0
Sep 18	at Den	L	1/1	1	0	1	0.0	0.0	0	0	0	0	0	0
Sep 25	at Chi	L	1/1	1	1	0	0.0	0.0	0	0	0	0	0	0
Oct 2	LAC	L	1/1	2	0	2	0.0	0.0	0	0	0	0	0	0
Oct 9	at Jax	W	1/1	3	2	1	0.0	0.0	0	0	0	0	0	0
Oct 23	at LV	L	1/1	1	1	0	0.0	0.0	0	0	0	0	0	0
Oct 30	Ten	L	0/0	- INACTIVE (Chest)-										
Nov 3	Phi	L	0/0	- INACTIVE (Chest)-										
Nov 13	at NYG	L	1/1	4	2	2	0.5	4.0	0	0	0	0	0	0
Nov 20	Was	L	1/1	2	1	1	0.0	0.0	0	0	0	0	0	0
Nov 27	at Mia	L	1/1	4	4	0	2.0	13.0	0	0	0	0	0	0
Dec 4	Cle	L	1/1	1	1	0	0.0	0.0	0	0	0	0	0	0
Dec 11	at Dal	L	1/1	4	4	0	0.0	0.0	0	0	0	0	0	0
Dec 18	KC	L	1/1	5	4	1	0.0	0.0	0	0	0	0	0	0
Dec 24	at Ten	W	1/1	3	3	0	0.0	0.0	0	0	1	0	0	0
Jan 1	Jax	L	1/1	1	1	0	0.0	0.0	0	0	0	0	0	0
Jan 8	at Ind	W	1/1	1	1	0	1.0	0.0	0	0	0	0	0	0
TOTALS			15/15	37	27	10	3.5	17.0	0	0	2	0	0	0



CHRIS CONLEY

18

WR * 6-3 * 205 * GEORGIA

10.25.92 * DALLAS, GA * 10TH YEAR * ACQUIRED FA IN '23

GOLDMINE

- In addition to his NFL career, Conley possesses a hidden talent as a filmmaker and is listed as a director, writer and producer on three separate short films. In 2014, while he was studying journalism at the University of Georgia, Conley - who




is an avid science fiction fan - wrote and directed a *Star Wars* fan film titled "*Retribution*", which has a total runtime of 26 minutes and features Conley as the main antagonist, Khari Vion. Conley says he got the inspiration to make the film one night in his dorm room when he was watching lightsaber duels on YouTube. "After about an hour of watching different videos, it hit me: We can do better than this. And by we, I meant myself, the friend I would be dueling and whoever we could find to film two guys hitting each other with sticks," said Conley. The initial idea was to simply film a lightsaber duel but due to his connection with the Georgia football team, it grew into something much bigger. The project snowballed into creating a film that portrays lessons relevant to both life and football, all while providing entertainment and connection for fans from two different worlds, *Star Wars* and college football. "That was about a month of countless emails, calls and meetings. A lot of lost sleep, just because of the fact I did a lot of it myself. I didn't have a producer. It was just us. It was a lot of work. I had to explain to people that we were shooting a film. It wasn't going to be three guys running around with a GoPro. It was a 15-man crew with cameras, a jib and a dolly," said Conley.

CONLEY'S GOLDEN NUGGET

- Growing up, his father, Charles, was a member of the United States Air Force. He was born in Adana, Turkey, at Incirlik Air Base.

GOLDMINE (CONTINUED)

- In the summer of 2020 during the COVID-19 pandemic, Conley debuted a five minute short film titled "*Quarantine*" that he wrote, produced and directed. The film starred him and his wife, Brianna, as



a newlywed couple playing themselves and experiencing the onset of the pandemic together. The film was meant to showcase a relatable viewpoint of the early days of the pandemic and the impacts of isolation on people. According to Conley, he was inspired by the ups and downs of being stuck in the house together during quarantine. "I figured that this experience was common for a lot of people and wanted to share my view of it. Shooting at home was a unique situation since the space was rather small. It made us get creative about creating angles and the illusion of space," he said. The story follows the couple, who end up reliving the same day over and over again, similar to *Groundhog Day*, and provides the audience with a look at the initial happiness of being together followed by the mundane and potentially heartbreaking nature of self-isolation, even when spending that time with a loved one.

CONLEY'S CAREER STATISTICS

YEAR	TEAM	GP	GS	RECEIVING					RUSHING				
				NO	YDS	AVG	LG	TD	ATT	YDS	AVG	LG	TD
2015	KC	16	5	17	199	11.7	44	1	0	0	–	–	0
2016	KC	16	11	44	530	12.0	39	0	0	0	–	–	0
2017	KC	5	5	11	175	15.9	35	0	0	0	–	–	0
2018	KC	16	13	32	334	10.4	27	5	0	0	–	–	0
2019	JAX	16	14	47	775	16.5	70t	5	0	0	–	–	0
2020	JAX	15	4	40	471	11.8	51	2	0	0	–	–	0
2021	HOU	16	10	22	323	14.7	41t	2	1	3	3.0	3	0
2022	HOU/KC/TEN	9	1	4	46	11.5	27	0	0	0	–	–	0
2023	SF	8	0	3	69	23.0	48	0	0	0	–	–	0
TOTALS		117	63	220	2,922	13.3	70t	15	1	3	3.0	3	0

PLAYOFFS

YEAR	TEAM	GP	GS	RECEIVING					RUSHING				
				NO	YDS	AVG	LG	TD	ATT	YDS	AVG	LG	TD
2015	KC	2	0	6	42	7.0	16	1	0	0	–	–	0
2016	KC	1	1	2	19	9.5	12	0	0	0	–	–	0
2018	KC	2	1	0	0	–	–	0	0	0	–	–	0
2023	SF	3	0	2	35	17.5	18	0	0	0	–	–	0
TOTALS		8	2	10	96	11.3	18	1	0	0	–	–	0

Additional Statistics:

Fumbles–Lost – 5–4: 2016 (1–0); 2018 (2–2); 2020 (1–1); 2021 (1–1)

Fumble Recoveries – 1: 2018 (1)

Special Teams Tackles – 4: 2015 (4); **Postseason – 2:** 2023 (2)

Kick Returns – 3: 2015 (1); 2017 (1); 2018 (1)

Kick Return Yards – 27: 2015 (14); 2017 (8); 2018 (5)

Milestones:

NFL Debut: at Hou. (9/13/15); **First Start:** at Cin. (10/4/15); **First Reception:** Regular Season – at GB (9/28/15 – 16–yd. pass from QB Alex Smith); Postseason – at Hou. (1/9/16 – 9–yd. TD pass from QB Alex Smith); **First TD Reception:** Regular Season – vs. Pit (10/25/15 – 6–yd. TD pass from QB Alex Smith); Postseason – at Hou. (1/9/16) – 9–yd. TD pass from QB Alex Smith); **100–yd. Games:** 1 – vs NYJ (10/27/19 – 103–yds.)

CONLEY'S CAREER 100-YARD RECEIVING GAMES (1)

Date	Opp	Rec	Yds	Avg	TD
10/27/19	vs. NYJ	4	103	25.8	1

CONLEY'S CAREER HIGHS

Receptions: Regular Season – 7 (3 times) Last at Ind. (1/3/21); Postseason – 5 at NE (1/16/16)

Receiving Yards: Regular Season – 103 vs. NYJ (10/27/19); Postseason – 33 at NE (1/16/16)

Long Reception: Regular Season – 70t vs. NYJ (10/27/19); Postseason – 18 at KC (2/11/24)

Rushes: Regular Season – 1 at SF (1/2/22)

Rushing Yards: Regular Season – 3 at SF (1/2/22)

Long Rush: Regular Season – 3 at SF (1/2/22)

Kick Returns: Regular Season – 1 (3 times) Last at Oak. (12/2/18)

Kick Return Yards: Regular Season – 14 vs. Oak. (1/3/16)

Kick Return Long: Regular Season – 14 vs. Oak. (1/3/16)

CONLEY'S TRANSACTIONS

Originally a 3rd–round (76th overall) draft choice by KC in 2015...Placed on the Injured Reserve List on 10/14/17...Signed a two–year deal with Jax. on 3/16/19... Signed a one–year deal with Hou. on 3/29/21...Re–signed with Hou. on a one–year deal through 2022 on 3/14/22...Waived by Hou. on 8/30/22...Re–signed with Hou. on a one–year deal on 9/1/22...Released by Hou. on 9/2/22...Signed to Hou. practice squad on 9/5/22...Activated from Hou. practice squad on 9/10/22... Reverted back to Hou. practice squad on 9/12/22...Activated from Hou. practice squad on 9/17/22...Reverted back to Hou. practice squad on 9/19/22...Re– released by Hou. on 10/4/22...Signed to KC practice squad on 10/6/22...Signed a one–year deal with Ten. on 10/25/22...Released by Ten. on 11/16/22...Signed to Ten. practice squad on 11/21/22...Promoted to Ten. active roster on 12/10/22...Signed a one–year deal with SF through 2023 on 4/17/23...Released by SF on 8/29/23...Signed to SF practice squad on 8/30/23...Promoted to SF active roster on 9/21/23...Reverted back to SF practice squad on 9/22/23...Promoted to SF active roster on 10/23/23...Reverted back to SF practice squad on 10/24/23...Promoted to SF active roster on 12/2/23...Reverted back to SF practice squad on 12/4/23...Promoted to SF active roster on 12/9/23...Re–signed a one–year deal with SF on 3/16/24.

2023 (SAN FRANCISCO)

- Appeared in 8 games and registered 3 receipts. for 69 yds. Also appeared in all 3 postseason games and registered 2 receipts. for 35 yds.
- Hauled in 3 receipts. for 69 yds. vs. LAR (1/7).
- Registered 1 receipt. for 17 yds. vs. GB (1/20/24 - NFC-D).
- Registered 1 receipt. for 18 yds. at KC (2/11/24 - SB LVIII).

2022 (HOUSTON/KANSAS CITY/TENNESSEE)

- Started the season on the Hou. practice squad and appeared in 2 games before being waived on 10/4. Signed to the KC practice squad on 10/6 and was later signed to the Ten. active roster on 10/25. Appeared in 2 games before being released by Ten. on 11/16. Re-signed to the Ten. practice squad on 11/21 and was promoted to the active roster on 12/10. Appeared in 9 games total (1 start) and registered 4 receipts. for 46 yds.

2021 (HOUSTON)

- Appeared in 16 games (10 starts) and registered 22 receipts. for 323 yds. and 2 TDs.
- Hauled in 3 receipts. for 84 yds. and 1 TD vs. NE (10/10).
- Notched 3 receipts. for 60 yds. and 1 TD vs. LAC (12/26).

2020 (JACKSONVILLE)

- Appeared in 15 games (4 starts) and registered 40 receipts. for 471 yds. and 2 TDs.
- Brought in a 28-yd. TD receipt. at LAC (10/25).
- Caught a 13-yd. TD at Bal (12/20).
- Tallied 7 receipts. for a season-high 87 yds. at Ind. (1/3/21).

2019 (JACKSONVILLE)

- Played in 16 games (14 starts) and registered career-highs in receipts. (47) and receiving yds. (775) while matching his career-high of 5 TDs.
- Registered 6 receipts. for 97 yds. and 1 TD vs. KC (9/8).
- Tallied 4 receipts. for a single-game career-high 103 yds. and 1 TD vs. NYJ (10/27).
- Registered 4 receipts. for 49 yds. and 2 TDs, which tied his single-game career-high for rec. TDs at Oak. (12/15).
- Recorded 2 receipts. for 56 yds. and 1 TD at Atl. (12/22), marking the 3rd time in his career he registered 1-or-more rec. TDs in back-to-back games.

2018 (KANSAS CITY)

- Played in 16 games (13 starts) and registered 32 receipts. for 334 yds. and a career-high 5 TDs.
- Brought in 2 receipts. for 17 yds., including a 15-yd. TD, at Pit. (9/16).
- Recorded 2 receipts for 13 yds. and 1 TD vs. SF (9/23).
- Notched 7 receipts. for 74 yds. and a single-game career-high 2 TDs at LAR (11/19).
- Registered three receipts. for 25 yds. and 1 TD at Oak. (12/2).
- Appeared in two postseason games and started in the AFC Championship Game vs. NE (1/20/19 - AFC-C).

2017 (KANSAS CITY)

- Started in 5 games and tallied 11 receipts. for 175 yds. before being placed on the Injured Reserve List on 10/14.
- Registered 4 receipts. for a season-high 55 yds. vs. Phi. (9/17).

2016 (KANSAS CITY)

- Appeared in 16 games (11 starts) and registered 44 receipts. for 530 yds.
- Tallied 6 receipts. for a season-high 70 yds. at Pit. (10/2).
- Registered 2 receipts. for 19 yds. in the AFC Divisional Round vs. Pit. (1/15/17 - AFC-D).

2015 (KANSAS CITY)

- Played in 16 games (5 starts) and registered 17 receipts. for 199 yds. and 1 TD as a rookie.
- Made NFL debut at Hou. (9/13).
- Registered his first career receipt. at GB (9/28) on a 16-yd pass from QB Alex Smith.
- Made his first career start at Cin. (10/4).
- Notched his first career receiving TD vs. Pit. (10/25) on a 6-yd. pass from QB Alex Smith.
- Registered a 9-yd. TD receipt. from QB Alex Smith in the AFC Wild Card Game at Hou. (1/9/16 - AFC-WC).

COLLEGE

Appeared in 49 games (23 starts) in four years (2011-14) at Georgia where he registered 117 receipts. for 1,938 yds. and 20 TDs. As a senior in 2014, appeared in all 13 games (11 starts) and recorded 36 receipts. for a team-high 657 yds. and 8 TDs. In 2013, appeared in 11 games (9 starts) and led the team in receipts. (45) and receiving yds. (651) while posting 4 TDs. In 2012, appeared in 14 games (3 starts) and posted 20 receipts. for 342 yds. and 6 TDs. As a freshman in 2011, appeared in 11 games and recorded 16 receipts. for 288 yds. and 2 TDs.

PERSONAL

- Attended North Paulding (Dallas, GA) where he registered 61 receipts. for 1,021 yds. and 15 TDs as a senior. Was ranked as the No. 25 WR in the nation by ESPN.com, No. 45 WR by Rivals.com and No. 25 WR by MaxPreps.com.
- Majored in journalism at Georgia.
- Born Christian Robert Conley on 10/25/92 to Christina and Charles Conley in Adana, Turkey.

INJURY REPORT

- 2017:** Placed on the Injured Reserve List on 10/14 with an Achilles injury.
- 2020:** Inactive vs. Cle. (11/29) with a hip injury.

CONLEY'S GAME-BY-GAME

2015 (Kansas City)

Date	Opp	W/L	P/S	Rec	Yds	Avg	Lg	TD
Sep 13	at Hou	W	1/0	0	0	—	—	0
Sep 17	Den	L	1/0	0	0	—	—	0
Sep 28	at GB	L	1/0	1	16	16.0	16	0
Oct 4	at Cin	L	1/1	2	53	26.5	44	0
Oct 11	Chi	L	1/1	1	6	6.0	6	0
Oct 18	at Min	L	1/0	3	16	5.3	8	0
Oct 25	Pit	W	1/1	6	63	10.5	25	1
Nov 1	Det	W	1/0	1	6	6.0	6	0
Nov 15	at Den	W	1/0	0	0	—	—	0
Nov 22	at SD	W	1/0	1	1	17.0	17	0
Nov 29	Buf	W	1/0	0	0	—	—	0
Dec 6	at Oak	W	1/0	0	0	—	—	0
Dec 13	SD	W	1/1	0	0	—	—	0
Dec 20	at Bal	W	1/0	0	0	—	—	0
Dec 27	Cle	W	1/1	0	0	—	—	0
Jan 3	Oak	W	1/0	2	22	11.0	16	0
TOTALS			16/5	17	199	11.7	44	1

2018 (Kansas City)

Date	Opp	W/L	P/S	Rec	Yds	Avg	Lg	TD
Sep 9	at LAC	W	1/1	1	15	15.0	15	0
Sep 16	at Pit	W	1/1	2	17	8.5	15t	1
Sep 23	SF	W	1/1	2	13	6.5	9	1
Oct 1	at Den	W	1/1	4	13	3.3	5	0
Oct 7	Jax	W	1/1	2	21	10.5	14	0
Oct 14	at NE	L	1/1	1	19	19.0	19	0
Oct 21	Cin	W	1/1	1	6	6.0	6	0
Oct 28	Den	W	1/0	0	0	—	—	0
Nov 4	at Cle	W	1/0	1	23	23.0	23	0
Nov 11	Arz	W	1/1	1	22	22.0	22	0
Nov 19	at LAR	L	1/0	7	74	10.6	27	2
Dec 2	at Oak	W	1/1	3	25	8.3	18	1
Dec 9	Bal	W	1/1	2	13	6.5	7	0
Dec 13	LAC	L	1/1	2	19	9.5	16	0
Dec 23	at Sea	L	1/1	3	54	18.0	23	0
Dec 30	Oak	W	1/1	0	0	—	—	0
TOTALS			16/13	32	334	10.4	27	5

2015 Postseason (Kansas City)

Date	Opp	W/L	P/S	Rec	Yds	Avg	Lg	TD
Jan 9	at Hou	W	1/0	1	9	9.0	9t	1
Jan 16	at NE	L	1/0	5	33	6.6	16	0
TOTALS			2/0	6	42	7.0	16	1

2018 Postseason (Kansas City)

Date	Opp	W/L	P/S	Rec	Yds	Avg	Lg	TD
Jan 12	Ind	W	1/0	0	0	—	—	0
Jan 20	NE	L	1/1	0	0	—	—	0
TOTALS			2/1	0	0	—	—	0

2016 (Kansas City)

Date	Opp	W/L	P/S	Rec	Yds	Avg	Lg	TD
Sep 11	SD	W	1/1	4	43	10.8	13	0
Sep 18	at Hou	L	1/0	2	15	7.5	10	0
Sep 25	NYJ	W	1/0	3	44	14.7	20	0
Oct 2	at Pit	L	1/1	6	70	11.7	17	0
Oct 16	at Oak	W	1/1	3	26	8.7	13	0
Oct 23	NO	W	1/1	2	29	14.5	18	0
Oct 30	at Ind	W	1/1	3	59	19.7	33	0
Nov 6	Jax	W	1/1	3	28	9.3	12	0
Nov 13	at Car	W	1/1	1	12	12.0	12	0
Nov 20	TB	L	1/1	4	28	7.0	9	0
Nov 27	at Den	W	1/1	3	26	8.7	13	0
Dec 4	at Atl	W	1/1	0	0	—	—	0
Dec 8	Oak	W	1/0	2	70	35.0	39	0
Dec 18	Ten	L	1/0	2	11	5.5	9	0
Dec 25	Den	W	1/1	2	14	7.0	8	0
Jan 1	at SD	W	1/0	4	55	13.8	17	0
TOTALS			16/5	17	199	11.7	44	1

2019 (Jacksonville)

Date	Opp	W/L	P/S	Rec	Yds	Avg	Lg	TD
Sep 8	KC	L	1/1	6	97	16.2	21t	1
Sep 15	at Hou	L	1/1	4	73	18.3	31	0
Sep 19	Ten	W	1/0	2	30	15.0	15	0
Sep 29	at Den	W	1/0	1	17	17.0	17	0
Oct 6	at Car	L	1/1	1	26	26.0	26	0
Oct 13	NO	L	1/1	0	0	—	—	0
Oct 20	at Cin	W	1/1	3	83	27.7	47	0
Oct 27	NYJ	W	1/1	4	103	25.8	70t	1
Nov 3	Hou	L	1/1	2	32	16.0	20	0
Nov 17	at Ind	L	1/1	6	58	9.7	24	0
Nov 24	at Ten	L	1/1	4	49	12.3	16	0
Dec 1	TB	L	1/1	4	57	14.3	20	0
Dec 8	LAC	L	1/1	1	7	7.0	7	0
Dec 15	at Oak	W	1/1	4	49	12.3	21	2
Dec 22	at Atl	L	1/1	2	56	28.0	42t	1
Dec 29	Ind	W	1/1	3	38	12.7	17	0
TOTALS			16/14	47	775	16.5	70t	5

2016 Postseason (Kansas City)

Date	Opp	W/L	P/S	Rec	Yds	Avg	Lg	TD
Jan 15	Pit	L	1/1	2	19	9.5	12	0
TOTALS			1/1	2	19	9.5	12	0

2020 (Jacksonville)

Date	Opp	W/L	P/S	Rec	Yds	Avg	Lg	TD
Sep 13	Ind	W	1/0	1	6	6.0	6	0
Sep 20	at Ten	L	1/0	4	48	12.0	24	0
Sep 24	Mia	L	1/1	3	34	11.3	18	0
Oct 4	at Cin	L	1/0	3	44	14.7	33	0
Oct 11	at Hou	L	1/0	2	58	29.0	51	0
Oct 18	Det	L	1/0	1	6	6.0	6	0
Oct 25	at LAC	L	1/0	1	28	28.0	28t	1
Nov 8	Hou	L	1/0	7	52	7.4	21	0
Nov 15	at GB	L	1/1	4	43	10.8	18	0
Nov 22	Pit	L	1/0	1	13	13.0	13	0
Nov 29	Cle	L	—	—	—	—	—	—
Dec 6	at Min	L	1/0	2	12	6.0	9	0
Dec 13	Ten	L	1/0	0	0	—	—	0
Dec 20	at Bal	L	1/1	1	13	13.0	13t	1
Dec 27	Chi	L	1/0	3	27	9.0	10	0
Jan 3	at Ind	L	1/1	7	87	12.4	17	0
TOTALS			15/4	40	471	11.8	51	2

2017 (Kansas City)

Date	Opp	W/L	P/S	Rec	Yds	Avg	Lg	TD
Sep 7	at NE	W	1/1	2	43	21.5	25	0
Sep 17	Phi	W	1/1	4	55	13.8	35	0
Sep 24	at LAC	W	1/1	0	0	—	—	0
Oct 2	Was	W	1/1	2	31	15.5	21	0
Oct 8	at Hou	W	1/1	3	46	15.3	19	0
PLACED ON INJURED RESERVE (Achilles) ON 10/14								
TOTALS			5/5	11	175	15.9	35	0

CONLEY'S GAME-BY-GAME

2021 (Houston)

Date	Opp	W/L	P/S	Rec	Yds	Avg	Lg	TD
Sep 12	Jax	W	1/1	2	27	13.5	17	0
Sep 19	at Cle	L	1/0	1	13	13.0	13	0
Sep 23	Car	L	1/1	0	0	—	—	0
Oct 3	at Buf	L	1/1	0	0	—	—	0
Oct 10	NE	L	1/1	3	84	28.0	40	1
Oct 17	at Ind	L	1/0	1	10	10.0	10	0
Oct 24	at Arz	L	1/1	0	0	—	—	0
Oct 31	LAR	L	1/0	1	24	24.0	24	0
Nov 7	at Mia	L	1/1	2	38	19.0	23	0
Nov 21	at Ten	W	1/1	4	37	9.3	13	0
Nov 28	NYJ	L	1/1	0	0	—	—	0
Dec 5	Ind	L	1/0	0	0	—	—	0
Dec 12	Sea	L	1/0	2	20	10.0	13	0
Dec 19	at Jax	W	1/0	2	12	6.0	11	0
Dec 26	LAC	W	1/1	3	60	20.0	41t	1
Jan 2	at SF	L	1/1	1	-2	-2.0	-2	0
TOTALS			16/10	22	323	14.7	41t	2

2022 (Houston/Kansas City/Tennessee)

Date	Opp	W/L	P/S	Rec	Yds	Avg	Lg	TD
Sep 11	Ind	T	1/0	0	0	—	—	0
Sep 18	at Den	L	1/0	0	0	—	—	0
Sep 25	at Chi	L	—	—	—	—	—	—
Oct 2	LAC	L	—	—	—	—	—	—
Oct 10	LV	W	—	—	—	—	—	—
Oct 16	Buf	L	—	—	—	—	—	—
Oct 23	at SF	W	—	—	—	—	—	—
Oct 30	at Hou	W	1/0	0	0	—	—	0
Nov 6	at KC	L	1/0	0	0	—	—	0
Nov 13	Den	W	—	—	—	—	—	—
Nov 27	Cin	L	—	—	—	—	—	—
Dec 4	at Phi	L	—	—	—	—	—	—
Dec 11	Jax	L	1/0	1	27	27.0	27	0
Dec 18	at LAC	L	1/0	3	19	6.3	7	0
Dec 24	Hou	L	1/1	0	0	—	—	0
Dec 29	Dal	L	1/0	0	0	—	—	0
Jan 7	at Jax	L	1/0	0	0	—	—	0
TOTALS			9/1	4	46	11.5	27	0

2023 (San Francisco)

Date	Opp	W/L	P/S	Rec	Yds	Avg	Lg	TD
Sep 10	at Pit	W	—	—	—	—	—	—
Sep 17	at LAR	W	—	—	—	—	—	—
Sep 21	NYG	W	1/0	0	0	—	—	0
Oct 1	Arz	W	—	—	—	—	—	—
Oct 8	Dal	W	—	—	—	—	—	—
Oct 15	at Cle	L	—	—	—	—	—	—
Oct 22	at Min	L	1/0	0	0	—	—	0
Oct 29	Cin	L	—	—	—	—	—	—
Nov 12	at Jax	W	—	—	—	—	—	—
Nov 19	TB	W	—	—	—	—	—	—
Nov 23	at Sea	W	—	—	—	—	—	—
Dec 3	at Phi	W	1/0	0	0	—	—	0
Dec 10	Sea	W	1/0	0	0	—	—	0
Dec 17	at Arz	W	1/0	0	0	—	—	0
Dec 25	Bal	L	1/0	0	0	—	—	0
Dec 31	at Was	W	1/0	0	0	—	—	0
Jan 7	LAR	L	1/0	3	69	23.0	48	0
TOTALS			8/0	3	69	23.0	48	0

2023 Postseason (San Francisco)

Date	Opp	W/L	P/S	Rec	Yds	Avg	Lg	TD
Jan 20	GB	W	1/0	1	17	17.0	17	0
Jan 28	Det	W	1/0	0	0	—	—	0
Feb 11	at KC	L	1/0	1	18	18.0	18	0
TOTALS			3/0	2	35	17.5	18	0



KALIA DAVIS

93

DL * 6-2 * 310 * CENTRAL FLORIDA

10.2.98 * PENSACOLA, FL * 3RD YEAR * ACQUIRED D-6B IN '22

GOLDMINE

- Davis credits his coaches at West Florida (Pensacola, FL) Tech, Rhett Summerford and Harry Lees, for his development on defense. "I came in with wide receiver dreams and they shut that down quick," Davis recalled. "They said, 'you'll be a good high school receiver, but you're going to be a Division I linebacker.' I had dreams of playing D1, so when he told me that, he really shut down my receiver dreams. But looking back, it was the best decision that I ever made. Those guys are two of the biggest reasons I'm here today."



DAVIS' GOLDEN NUGGETS

- First name is pronounced kuh-LEE-uh.
- Named to AAC All-Academic Team twice (2017 & 2020) at UCF.
- Played ILB at West Florida Tech (Pensacola, FL) HS. Was ranked the 41st ILB in the nation as a senior, and received three stars from ESPN.
- Became third Knight to be a member of the 49ers, joining former FB Bruce Miller and former DT Leger Douzable, and the second Knight to be drafted by the team (Miller - 7th round in 2011).

DAVIS' CAREER STATISTICS

YEAR	TEAM	GP	GS	TACKLES					INTERCEPTIONS					FUMBLES			
				TOT	SOL	AST	SACKS	YDS	INT	YDS	LG	TD	PD	FF	FR	YDS	
2022	SF	–	–	–	–	–RESERVE/NFI (Knee)–			–	–	–	–	–	–	–	–	–
2023	SF	3	0	1	1	0	1.0	3.0	0	0	–	0	0	0	0	0	0
TOTALS		3	0	1	1	0	1.0	3.0	0	0	–	0	0	0	0	0	0

PLAYOFFS

YEAR	TEAM	GP	GS	TACKLES					INTERCEPTIONS					FUMBLES			
				TOT	SOL	AST	SACKS	YDS	INT	YDS	LG	TD	PD	FF	FR	YDS	
2022	SF	–	–	–	–	–RESERVE/NFI (Knee)–			–	–	–	–	–	–	–	–	–
2023	SF	0	0	0	0	0	0.0	0.0	0	0	–	0	0	0	0	0	0
TOTALS		0	0	0	0	0	0.0	0.0	0	0	–	0	0	0	0	0	0

Milestones:

NFL Debut: at Phi. (12/3/23); **First Sack:** Regular Season – at Phi. (12/3/23 – QB Jalen Hurts)

DAVIS' CAREER HIGHS

Total Tackles: Regular Season – 1 at Phi. (12/3/23)

Sacks: Regular Season – 1.0 at Phi. (12/3/23)

Solo: Regular Season – 1 at Phi. (12/3/23)

DAVIS' TRANSACTIONS

Originally the second of three 7th-round (220th overall) draft choices by SF in 2022...Placed on the Active/Non-Football Injury List on 7/27/22...Placed on the Reserve/Non-Football Injury List on 8/23/22...Placed on the Injured Reserve List on 12/20/23.

2023

- Appeared in 3 games and registered 1 tackle and 1.0 sack before being placed on the Injured Reserve List with an ankle injury.
- Registered 1 tackle and 1.0 sack of Eagles QB Jalen Hurts at Phi. (12/3), which marked the first sack of his career in his NFL debut.

2022

- Spent his rookie season the Reserve/NFI List with a knee injury.

COLLEGE

Appeared in 28 games (14 starts) in five years (2017-21) at Central Florida and registered 61 tackles, 11.0 tackles for loss, 3.0 sacks, 2 PDs, 1 FF and 1 FR. As a redshirt-senior in 2021, started all 5 games he appeared in and notched 17 tackles, 4.5 TFLs, and 1.0 sack. Opted out of the 2020 season. As a redshirt-sophomore in 2019, played in all 13 games (9 starts) and tallied 27 tackles, including 8.0 TFLs, 3.0 sacks, 1 FF, 1 FR and 1 PD. Played in 10 games as a redshirt-freshman in 2018 and posted 17 tackles, 2.5 TFLs and 1 PD. Redshirted in 2017.

PERSONAL

- Attended West Florida Tech (Pensacola, FL) HS where he was named first-team Florida class 5A all-state by the Associated Press as a senior in 2016 after registering 107 tackles, 9.0 sacks and 2 INTs.
- Majored in interdisciplinary studies at Central Florida.
- Born Kalia Davis (10/2/98) in Pensacola, FL.

INJURY REPORT

- 2022:** Placed on the Reserve/Non-Football Injury List on 8/23 with a knee injury.
- 2023:** Placed on the Injured Reserve List on 12/20 with an ankle injury.

DAVIS' GAME-BY-GAME

2023

Date	Opp	W/L	P/S	Tot	Sol	Ast	Sk	Yds	Int	Yds	PD	FF	FR	Yds
Sep 10	at Pit	W	-	-	-	-	-	-	-	-	-	-	-	-
Sep 17	at LAR	W	-	-	-	-	-	-	-	-	-	-	-	-
Sep 21	NYG	W	-	-	-	-	-	-	-	-	-	-	-	-
Oct 1	Arz	W	-	-	-	-	-	-	-	-	-	-	-	-
Oct 8	Dal	W	-	-	-	-	-	-	-	-	-	-	-	-
Oct 15	at Cle	L	-	-	-	-	-	-	-	-	-	-	-	-
Oct 23	at Min	L	-	-	-	-	-	-	-	-	-	-	-	-
Oct 29	Cin	L	-	-	-	-	-	-	-	-	-	-	-	-
Nov 12	at Jax	W	-	-	-	-	-	-	-	-	-	-	-	-
Nov 19	TB	W	-	-	-	-	-	-	-	-	-	-	-	-
Nov 23	at Sea	W	-	-	-	-	-	-	-	-	-	-	-	-
Dec 3	at Phi	W	1/0	1	1	0	1.0	3.0	0	0	0	0	0	0
Dec 10	Sea	W	1/0	0	0	0	0.0	0.0	0	0	0	0	0	0
Dec 17	at Arz	W	1/0	0	0	0	0.0	0.0	0	0	0	0	0	0
Dec 25	Bal	L	-	-	-	-	-	-	-	-	-	-	-	-
PLACED ON INJURED RESERVE (Ankle) ON 12/20														
Dec 31	at Was	W	-	-	-	-	-	-	-	-	-	-	-	-
Jan 7	LAR	L	-	-	-	-	-	-	-	-	-	-	-	-
TOTALS			3/0	1	1	0	1.0	3.0	0	0	0	0	0	0

2023 Postseason

Date	Opp	W/L	P/S	Tot	Sol	Ast	Sk	Yds	Int	Yds	PD	FF	FR	Yds
Jan 20	GB	W	-	-	-	-	-	-	-	-	-	-	-	-
Jan 28	Det	W	-	-	-	-	-	-	-	-	-	-	-	-
Feb 11	at KC	L	-	-	-	-	-	-	-	-	-	-	-	-
TOTALS			0/0	0	0	0	0.0	0.0	0	0	0	0	0	0



JOSHUA DOBBS

5

QB * 6-3 * 220 * TENNESSEE

1.26.95 * ALPHARETTA, GA * 8TH YEAR * ACQUIRED FA IN '24

GOLDMINE

- Outside of football, Josh has a true passion for space exploration and has created a brand for himself, coining the nickname the “The Passtronaut,” combining his love for both football and space. During his time in the NFL, Dobbs spent two years (2020-21) with the NASA Kennedy Space Flight Center through the NFLPA’s virtual Externship program. This program allows NFL players to explore professional development opportunities, preparing them for life after football.
- Dobbs also has a foundation, The Astorordinary Dobbs Foundation Inc., which has the tagline “The Sky is Not the Limit.” The foundation, established in 2022, is dedicated to supporting, encouraging, and inspiring all members of the community, particularly the youth, through educational, economical, professional, and recreational empowerment. “We’re promoting my background growing up, which was in STEM (science, technology, engineering and mathematics), aerospace and aviation.” Dobbs said. “So we love giving back to the community itself, who supported me throughout my career starting in Alpharetta, Georgia, to Tennessee and throughout my career, but also just promoting stem engagement, giving back to those less fortunate, and just being involved. It’s very important to me to support those communities and to be able to represent my own foundation. It’s really cool. As I said, just having the platform, being able to give back.”
- In addition to advocating for educational opportunities, Dobbs has been an advocate and strong representation for those with Alopecia Areata, a condition that Dobbs was diagnosed with in the third grade. Alopecia is a condition that affects the hair follicles and, in most cases, leads to hair loss. Dobbs has openly shared his journey with the condition and hopes to inspire others experiencing the same to be their complete selves and not allow this condition to hinder them from pursuing their dreams.



DOBBS’ GOLDEN NUGGETS

- In joining the 49ers, Dobbs reunites with former Tennessee teammate, WR Jauan Jennings. The pair are known for a 43 yd. Hail Mary pass that resulted in a game-winning touchdown against Georgia in 2016.
- Finished his time with Tennessee holding the record for rushing yards as a quarterback with 2,160 yds. and 32 touchdowns.



DOBBS' CAREER STATISTICS

YEAR	TEAM	GP	GS	PASSING										RUSHING				
				ATT	CMP	PCT	YDS	TD	INT	LG	SK	LST	RTG	ATT	YDS	AVG	LG	TD
2018	Pit	5	0	12	6	50.0	43	0	1	22	0	0	24.0	4	11	2.8	10	0
2020	Pit	1	0	5	4	80.0	2	0	0	3	0	0	79.2	2	20	10.0	13	0
2022	Ten	2	2	68	40	58.8	411	2	2	39	6	26	73.8	8	44	5.5	11	0
2023	Arz/Min	13	12	417	262	62.8	2,464	13	10	69	30	217	79.5	77	421	5.5	44	6
TOTALS		21	14	502	312	62.2	2,920	15	13	69	36	243	77.3	91	496	5.5	44	6

Additional Statistics:

Fumble—Lost – Regular Season – 18–9: 2022 (4–2); 2023 (14–7)

Fumble Recoveries – Regular Season – 9: 2022 (2); 2023 (7)

Milestones:

NFL Debut: vs. Atl. (10/7/18); **First Passing TD:** Regular Season – vs. Dal. (12/29/22 – 7–yd. TD pass to WR Robert Woods); **First Rushing TD:** Regular Season – vs. NYG (9/17/23 – 23–yd. TD run)

DOBBS' CAREER HIGHS

Passes Attempted: Regular Season – 41 (2 times) Last at LAR (10/15/23)

Completions: Regular Season – 28 at SF (10/1/23)

Completion Percentage: Regular Season – 81.0 vs. Dal. (9/24/23)

Passing Yards: Regular Season – 268 vs. NO (11/12/23)

Long Pass: Regular Season – 69 vs. Dal. (9/24/23)

Passing Touchdowns: Regular Season – 2 (4 times) Last at Atl. (11/5/23)

QB Rating: Regular Season – 120.0 vs. Dal. (9/24/23)

Rushes: Regular Season – 12 at SF (10/1/23)

Rushing Yards: Regular Season – 66 at Atl. (11/5/23)

Rushing Touchdowns: Regular Season – 1 (6 times) Last at Den. (11/19/23)

Long Rush: Regular Season – 44 vs. Dal. (9/24/23)

DOBBS' TRANSACTIONS

Originally a 4th–round (135th overall) draft choice by Pit. in 2017...Traded to Jax. on 9/9/19...Waived by Jax. on 9/5/20...Signed a one–year deal with Pit. on 9/6/20...Re–signed with Pit. on a one–year deal on 4/19/21...Placed on Injured Reserve List on 8/31/21...Signed a one–year deal with Cle. on 4/14/22...Released by Cle. on 11/28/22...Signed to Det. practice squad on 12/5/22...Promoted Det. active roster on 12/17/22...Reverted back Det. practice squad on 12/19/22...Signed a one–year deal with Ten. on 12/21/22...Signed a one–year deal with Cle. on 3/23/23...Traded to Arz. on 8/24/23...Traded to Min. on 10/31/23...Signed a one–year deal with SF on 3/19/24.

2023 (ARIZONA/MINNESOTA)

- Appeared in 13 games (12 starts) with the Cardinals and Vikings and completed 262 of 417 passing atts. (62.8%) for 2,464 yds. and 13 TDs to go along with 77 carries for 421 yds. and 6 TDs.
- Completed 21 of his 31 passing atts. for 228 yds. and 1 TD as well as 3 rushes for 41 yds. and 1 TD vs. NYG (9/17), marking his first career game with a passing and rushing TD.
- Completed 28 of his 41 passing atts. for 265 yds. and 2 TDs to go along with a career-high 12 rushes for 48 yds. at SF (10/1).
- Rushed for a career-high 66 yds. on 7 carries at Atl. (11/5).
- Completed 23 of his 34 passing atts. for a career-high 268 yds. and 2 TDs as well as 8 rushes for 44 yds. and 1 TD vs. NO (11/12).

2022 (TENNESSEE)

- Started in 2 games and completed 40 of 68 passing atts. (58.8%) for 411 yds. and 2 TDs to go along with 8 rushes for 44 yds.
- Completed 20 of his 39 passing atts. for 232 yds. and 1 TD vs. Dal. (12/29), marking the first passing TD of his career.

2021 (PITTSBURGH)

- Did not appear in a game.

2020 (JACKSONVILLE/PITTSBURGH)

- Appeared in 1 game and completed 4 of 5 passing atts. (80.0%) for 2 yds.

2019 (PITTSBURGH/JACKSONVILLE)

- Did not appear in a game.

2018 (PITTSBURGH)

- Appeared in 5 games and completed 6 of 12 passing atts. (50.0%) for 43 yds.
- Made NFL debut vs. Atl. (10/7).

2017 (PITTSBURGH)

- Did not appear in a game.

COLLEGE

Appeared in 37 games (35 starts) in four years (2013-16) at Tennessee and completed 614 of 999 atts. (61.5%) for 7,138 yds. and 53 TDs. Added 438 carries for 2,160 yds. and 32 TDs on the ground. As a senior in 2016, started in all 13 games and registered 225 of 357 atts. for 2,946 yds. and 27 TDs. Added 150 carries for 831 yds. and 12 TDs on the ground. In 2015, started in all 13 games and completed 205 of 344 atts. for 2,291 yds. and 15 TDs. Added 146 carries for 671 yds and 11 TDs on the ground. As a sophomore, appeared in 6 games (5 starts) and completed 112 of 177 atts. for 1,206 yds. and 9 TDs. Added 104 carries for 469 yds. and 8 TDs. In 2013 as a true freshman, appeared in 5 games (4 starts) and completed 72 of 121 atts. for 695 yds and 2 TDs. Added 38 carries for 189 yds. and 1 TD on the ground.

PERSONAL

- Graduated with a degree in aerospace engineering from Tennessee
- Son of Stephanie and Robert Dobbs
- Born Robert Joshua Dobbs (1/26/95) in Alpharetta, GA.

INJURY REPORT

2021: Placed on the Injured Reserve List on 8/31 with a toe injury.

DOBBS' GAME-BY-GAME

Only games Dobbs has appeared in on offense are listed

2018 (Pittsburgh)

Date	Opp	W/L	P/S	Att	Cmp	Pct	Yds	TD	Int	Lg	Sk/Yds	Rtg	Rsh	Yds	TD	Total Net Yds.	Pct. Offense
Oct 7	Atl	W	1/0	0	0	-	0	0	0	-	0/0	-	1	-3	0	-3	-0.8
Oct 28	Cle	W	1/0	0	0	-	0	0	0	-	0/0	-	1	-1	0	-1	-0.2
Nov 4	at Bal	W	1/0	1	1	100.0	22	0	0	22	0/0	118.8	0	0	0	22	5.6
Nov 8	Car	W	1/0	2	1	50.0	-3	0	0	-3	0/0	56.3	0	0	0	-3	-0.7
Dec 9	at Oak	L	1/0	9	4	44.4	24	0	1	12	0/0	12.0	2	15	0	39	11.5
TOTALS			5/0	12	6	50.0	43	0	1	22	0/0	24.0	4	11	0	54	6.2

2020 (Pittsburgh)

Date	Opp	W/L	P/S	Att	Cmp	Pct	Yds	TD	Int	Lg	Sk/Yds	Rtg	Rsh	Yds	TD	Total Net Yds.	Pct. Offense
Jan 3	at Cle	W	1/0	5	4	80.0	2	0	0	3	0/0	79.2	2	20	0	22	5.6
TOTALS			1/0	5	4	80.0	2	0	0	3	0/0	79.2	2	20	0	22	5.6

2022 (Tennessee)

Date	Opp	W/L	P/S	Att	Cmp	Pct	Yds	TD	Int	Lg	Sk/Yds	Rtg	Rsh	Yds	TD	Total Net Yds.	Pct. Offense
Dec 29	Dal	L	1/1	39	20	51.3	232	1	1	39	2/12	67.5	3	12	0	244	77.0
Jan 7	at Jax	L	1/1	29	20	69.0	179	1	1	21t	4/14	82.4	5	32	0	211	0.68
TOTALS			2/2	68	40	58.8	411	2	2	39	6/26	73.8	8	44	0	455	77.3

2023 (Arizona/Minnesota)

Date	Opp	W/L	P/S	Att	Cmp	Pct	Yds	TD	Int	Lg	Sk/Yds	Rtg	Rsh	Yds	TD	Total Net Yds.	Pct. Offense
Sep 10	at Was	L	1/1	30	21	70.0	132	0	0	31	3/18	78.8	3	-3	0	129	61.4
Sep 17	NYG	L	1/1	31	21	67.7	228	1	0	23	0/0	99.9	3	41	1	269	70.1
Sep 24	Dal	W	1/1	21	17	81.0	189	1	0	69	2/11	120.0	6	55	0	244	61.0
Oct 1	at SF	L	1/1	41	28	68.3	265	2	0	41	1/8	102.2	12	48	0	313	86.5
Oct 8	Cin	L	1/1	32	15	46.9	166	2	2	25t	3/14	57.6	3	1	0	167	56.8
Oct 15	at LAR	L	1/1	41	21	51.2	235	0	1	27	2/20	58.5	7	47	0	282	81.7
Oct 22	at Sea	L	1/1	33	19	57.6	146	0	0	21	4/28	68.5	7	43	1	189	75.9
Oct 29	Bal	L	1/1	37	25	67.6	208	2	2	29	2/27	77.3	6	26	1	234	75.5
TRADED TO MIN ON 10/31																	
Nov 5	at Atl	W	1/0	30	20	66.7	158	2	0	29	3/12	101.8	7	66	1	224	61.7
Nov 12	NO	W	1/1	34	23	67.6	268	1	0	29	1/5	101.1	8	44	1	312	80.4
Nov 19	at Den	L	1/1	32	20	62.5	221	1	1	29	2/11	80.3	8	21	1	242	62.9
Nov 27	Chi	L	1/1	32	22	68.8	185	1	4	28	2/16	54.3	2	11	0	196	81.0
Dec 10	at LV	W	1/1	23	10	43.5	63	0	0	15	5/47	50.8	5	21	0	84	36.4
TOTALS			13/12	417	262	62.8	2,464	13	10	69	30/217	79.5	77	421	6	2,885	68.6



JORDAN ELLIOTT


92

DL * 6-4 * 303 * MISSOURI



11.23.97 * MISSOURI CITY, TX * 5TH YEAR * ACQUIRED FA IN '24

GOLDMINE

- When Elliott first started playing football as a child, he was a running back. In his first game, he led his team to a victory by scoring four touchdowns. "I wasn't necessarily big, weight wise, but I was tall when I was a kid." Elliott said, "They didn't see me as a D-lineman at that time. I was just a dominant running back. I was fast, I could run, I could juke people, run you over." As he grew, it was undeniable that he would be more dominant on the other side of the ball, as a lineman. He made the switch and hasn't looked back since.



ELLIOTT'S GOLDEN NUGGETS

-  In his free time, Jordan enjoys producing music. After retiring from the NFL, he plans to pursue a career in music full-time.
-  In high school, was selected to participate in the 2016 U.S. Army All-American Bowl.

ELLIOTT'S CAREER STATISTICS

YEAR	TEAM	GP	GS	TACKLES					INTERCEPTIONS					FUMBLES			
				TOT	SOL	AST	SACKS	YDS	INT	YDS	LG	TD	PD	FF	FR	YDS	
2020	CLE	16	1	15	6	9	0.0	0.0	0	0	–	0	0	0	0	0	0
2021	CLE	16	3	26	10	16	0.5	2.0	0	0	–	0	1	0	0	0	
2022	CLE	17	17	36	19	17	2.0	14.0	0	0	–	0	2	0	0	0	
2023	CLE	17	14	21	14	7	2.5	17.5	0	0	–	0	1	0	0	0	
TOTALS		66	35	98	49	49	5.0	33.5	0	0	–	0	4	0	0	0	

PLAYOFFS

YEAR	TEAM	GP	GS	TACKLES					INTERCEPTIONS					FUMBLES		
				TOT	SOL	AST	SACKS	YDS	INT	YDS	LG	TD	PD	FF	FR	YDS
2020	CLE	2	0	2	1	1	0.0	0.0	0	0	–	0	0	0	0	0
2023	CLE	1	0	1	1	0	0.0	0.0	0	0	–	0	1	0	0	0
TOTALS		3	0	3	2	1	0.0	0.0	0	0	–	0	1	0	0	0

Milestones:

NFL Debut: at Bal. (9/13/20); **First Start:** at Ten. (12/6/20); **First Sack:** at Atl. (10/2/22 – QB Marcus Mariota)

ELLIOTT'S CAREER HIGHS

Total Tackles: Regular Season – 5 vs. LV (12/20/21)

Solo: Regular Season – 3 at Atl. (10/2/22)

Assists: Regular Season – 4 vs. LV (12/20/21)

Passes Defensed: Regular Season – 2 at Pit. (1/8/23); Postseason – 1 at Hou. (1/13/24)

Sacks: Regular Season – 1 (4 times) Last vs. Arz. (11/5/23)

ELLIOTT'S TRANSACTIONS

Originally a 3rd round (88th overall) draft choice by Cle. in 2020...Placed on Reserve/COVID–19 List on 12/24/21...Activated from Reserve/COVID–19 List on 12/30/21...Signed a two–year deal with SF on 3/13/24.

2023 (CLEVELAND)

- Appeared in 17 games (14 starts) and registered 21 tackles, a career-high 2.5 sacks and 1 PD. Also appeared in one postseason contest and recorded 1 tackle and 1 PD.
- Recorded 2 tackles and a 0.5 sack of Ravens QB Lamar Jackson vs. Bal. (10/1).
- Notched 3 tackles and 1.0 sack of Colts QB Gardner Minshew at Ind. (10/22).
- Totaled 1 tackle and 1.0 sack of Cardinals QB Clayton Tune vs. Arz. (11/5).

2022 (CLEVELAND)

- Started in all 17 games and registered a career-high 36 tackles, 2.0 sacks and 2 PDs.
- Tallied 3 tackles and 1.0 sack of Falcons QB Marcus Mariota at Atl. (10/2), marking the first full sack of his career.
- Recorded 3 tackles and 1.0 sack of Buccaneers QB Tom Brady vs. TB (11/27).

2021 (CLEVELAND)

- Appeared in 16 games (3 starts) and registered 26 tackles, a 0.5 sack and 1 PD.
- Recorded 3 tackles and a 0.5 sack of Ravens QB Lamar Jackson at Bal. (11/28).
- Tallied a career-high 5 tackles vs. LV (12/20).

2020 (CLEVELAND)

- Appeared in 16 games (1 start) as a rookie and registered 15 tackles.
- Notched a season-high 4 tackles vs. LV (11/1).

COLLEGE

Appeared in 31 games (12 starts) in three seasons at Missouri (2017-19) and one season at Texas (2016) and registered 74 tackles, 18 TFLs, 5.5 sacks, 4 PDs and 1 FF. As a redshirt junior, earned Second Team All-American and First Team All-SEC honors after starting in all 12 games and registering 44 tackles, 8.5 TFLs, 2.5 sacks and 3 PDs. In 2018 as a redshirt sophomore, earned Second Team All-SEC honors after appearing in 13 games and registering 24 tackles, 8 TFLs, 3.0 sacks and 1 FF. Did not play in 2017 as required by NCAA transfer rules. Transferred from Texas to Missouri. As a freshman at Texas, appeared in 6 games and registered 8 tackles and 1.5 TFLs.

PERSONAL

- Attended Westside (TX) HS.
- Parents are Louis & Marna Elliott.
- Born Jordan Elliott (11/23/97) in Missouri City, TX.

ELLIOTT'S GAME-BY-GAME

2020 (Cleveland)

Date	Opp	W/L	P/S	Tot	Sol	Ast	Sk	Yds	Int	Yds	PD	FF	FR	Yds
Sep 13	at Bal	L	1/0	0	0	0	0.0	0.0	0	0	0	0	0	0
Sep 17	Cin	W	1/0	1	0	1	0.0	0.0	0	0	0	0	0	0
Sep 27	Was	W	1/0	1	0	1	0.0	0.0	0	0	0	0	0	0
Oct 4	at Dal	W	1/0	1	0	1	0.0	0.0	0	0	0	0	0	0
Oct 11	Ind	W	1/0	0	0	0	0.0	0.0	0	0	0	0	0	0
Oct 18	at Pit	L	1/0	0	0	0	0.0	0.0	0	0	0	0	0	0
Oct 25	at Cin	W	1/0	1	0	1	0.0	0.0	0	0	0	0	0	0
Nov 1	LV	L	1/0	4	2	2	0.0	0.0	0	0	0	0	0	0
Nov 15	Hou	W	1/0	0	0	0	0.0	0.0	0	0	0	0	0	0
Nov 22	Phi	W	1/0	1	1	0	0.0	0.0	0	0	0	0	0	0
Nov 29	at Jax	W	1/0	2	2	0	0.0	0.0	0	0	0	0	0	0
Dec 6	at Ten	W	1/1	1	1	0	0.0	0.0	0	0	0	0	0	0
Dec 14	Bal	L	1/0	1	0	1	0.0	0.0	0	0	0	0	0	0
Dec 20	at NYG	W	1/0	0	0	0	0.0	0.0	0	0	0	0	0	0
Dec 27	at NYJ	L	1/0	2	0	2	0.0	0.0	0	0	0	0	0	0
Jan 3	Pit	W	1/0	0	0	0	0.0	0.0	0	0	0	0	0	0
TOTALS			16/1	15	6	9	0.0	0.0	0	0	0	0	0	0

2020 Postseason (Cleveland)

Date	Opp	W/L	P/S	Tot	Sol	Ast	Sk	Yds	Int	Yds	PD	FF	FR	Yds
Jan 10	at Pit	W	1/0	2	1	1	0.0	0.0	0	0	0	0	0	0
Jan 17	at KC	L	1/0	0	0	0	0.0	0.0	0	0	0	0	0	0
TOTALS			2/0	2	1	1	0.0	0.0	0	0	0	0	0	0

2021 (Cleveland)

Date	Opp	W/L	P/S	Tot	Sol	Ast	Sk	Yds	Int	Yds	PD	FF	FR	Yds
Sep 12	at KC	L	1/0	0	0	0	0.0	0.0	0	0	0	0	0	0
Sep 19	Hou	W	1/0	1	1	0	0.0	0.0	0	0	0	0	0	0
Sep 26	Chi	W	1/0	0	0	0	0.0	0.0	0	0	0	0	0	0
Oct 3	at Min	W	1/0	0	0	0	0.0	0.0	0	0	0	0	0	0
Oct 10	at LAC	L	1/0	1	0	1	0.0	0.0	0	0	0	0	0	0
Oct 17	Arz	L	1/0	2	1	1	0.0	0.0	0	0	0	0	0	0
Oct 21	Den	W	1/0	2	1	1	0.0	0.0	0	0	0	0	0	0
Oct 31	Pit	L	1/0	3	1	2	0.0	0.0	0	0	1	0	0	0
Nov 7	at Cin	W	1/0	3	0	3	0.0	0.0	0	0	0	0	0	0
Nov 14	at NE	L	1/0	2	2	0	0.0	0.0	0	0	0	0	0	0
Nov 21	Det	W	1/0	0	0	0	0.0	0.0	0	0	0	0	0	0
Nov 28	at Bal	L	1/0	3	1	2	0.5	2.0	0	0	0	0	0	0
Dec 12	Bal	W	1/1	0	0	0	0.0	0.0	0	0	0	0	0	0
Dec 20	LV	L	1/1	5	1	4	0.0	0.0	0	0	0	0	0	0

PLACED ON RESERVE/COVID-19 LIST ON 12/24

Dec 25	at GB	L	0/0	-	-	-	RESERVE/COVID-19	-	-	-	-	-	-	-
--------	-------	---	-----	---	---	---	------------------	---	---	---	---	---	---	---

ACTIVATED FROM RESERVE/COVID-19 LIST ON 12/30

Jan 3	at Pit	L	1/0	1	1	0	0.0	0.0	0	0	0	0	0	0
Jan 9	Cin	W	1/1	3	1	2	0.0	0.0	0	0	0	0	0	0
TOTALS			16/3	26	10	16	0.5	2.0	0	0	1	0	0	0

2022 (Cleveland)

Date	Opp	W/L	P/S	Tot	Sol	Ast	Sk	Yds	Int	Yds	PD	FF	FR	Yds
Sep 11	at Car	W	1/1	1	0	1	0.0	0.0	0	0	0	0	0	0
Sep 18	NYJ	L	1/1	1	0	1	0.0	0.0	0	0	0	0	0	0
Sep 22	Pit	W	1/1	2	2	0	0.0	0.0	0	0	0	0	0	0
Oct 2	at Atl	L	1/1	3	3	0	1.0	8.0	0	0	0	0	0	0
Oct 9	LAC	L	1/1	2	0	2	0.0	0.0	0	0	0	0	0	0
Oct 16	NE	L	1/1	2	1	1	0.0	0.0	0	0	0	0	0	0
Oct 23	at Bal	L	1/1	3	2	1	0.0	0.0	0	0	0	0	0	0
Oct 31	Cin	W	1/1	0	0	0	0.0	0.0	0	0	0	0	0	0
Nov 13	at Mia	L	1/1	0	0	0	0.0	0.0	0	0	0	0	0	0
Nov 20	at Buf	L	1/1	3	2	1	0.0	0.0	0	0	0	0	0	0
Nov 27	TB	W	1/1	3	2	1	1.0	6.0	0	0	0	0	0	0
Dec 4	at Hou	W	1/1	2	1	1	0.0	0.0	0	0	0	0	0	0
Dec 11	at Cin	L	1/1	3	0	3	0.0	0.0	0	0	0	0	0	0
Dec 17	Bal	W	1/1	2	1	1	0.0	0.0	0	0	0	0	0	0
Dec 24	NO	L	1/1	3	2	1	0.0	0.0	0	0	0	0	0	0
Jan 1	at Was	W	1/1	2	2	0	0.0	0.0	0	0	0	0	0	0
Jan 8	at Pit	L	1/1	4	1	3	0.0	0.0	0	0	2	0	0	0
TOTALS			17/17	36	19	17	2.0	14.0	0	0	2	0	0	0

2023 (Cleveland)

Date	Opp	W/L	P/S	Tot	Sol	Ast	Sk	Yds	Int	Yds	PD	FF	FR	Yds
Sep 10	Cin	W	1/1	1	0	1	0.0	0.0	0	0	0	0	0	0
Sep 18	at Pit	L	1/1	1	0	1	0.0	0.0	0	0	0	0	0	0
Sep 24	Ten	W	1/1	0	0	0	0.0	0.0	0	0	0	0	0	0
Oct 1	Bal	L	1/1	2	0	2	0.5	2.5	0	0	0	0	0	0
Oct 15	SF	W	1/1	1	1	0	0.0	0.0	0	0	0	0	0	0
Oct 22	at Ind	W	1/1	3	2	1	1.0	5.0	0	0	0	0	0	0
Oct 29	at Sea	L	1/1	2	2	0	0.0	0.0	0	0	0	0	0	0
Nov 5	Arz	W	1/1	1	1	0	1.0	10.0	0	0	0	0	0	0
Nov 12	at Bal	W	1/1	1	1	0	0.0	0.0	0	0	0	0	0	0
Nov 19	Pit	W	1/1	1	1	0	0.0	0.0	0	0	0	0	0	0
Nov 26	at Den	L	1/1	1	1	0	0.0	0.0	0	0	0	0	0	0
Dec 3	at LAR	L	1/1	2	2	0	0.0	0.0	0	0	0	0	0	0
Dec 10	Jax	W	1/1	1	1	0	0.0	0.0	0	0	0	0	0	0
Dec 17	Chi	W	1/0	2	0	2	0.0	0.0	0	0	0	0	0	0
Dec 24	at Hou	W	1/0	1	1	0	0.0	0.0	0	0	0	0	0	0
Dec 28	NYJ	W	1/0	1	1	0	0.0	0.0	0	0	0	0	0	0
Jan 7	at Cin	L	1/1	0	0	0	0.0	0.0	0	0	1	0	0	0
TOTALS			17/14	21	14	7	2.5	17.5	0	0	1	0	0	0

2023 Postseason (Cleveland)

Date	Opp	W/L	P/S	Tot	Sol	Ast	Sk	Yds	Int	Yds	PD	FF	FR	Yds
Jan 13	at Hou	L	1/0	1	1	0	0.0	0.0	0	0	1	0	0	0
TOTALS			1/0	1	1	0	0.0	0.0	0	0	1	0	0	0



JON FELICIANO

55

OL * 6-4 * 325 * MIAMI (FL)

2.10.92 * DAVIE, FL * 10TH YEAR * ACQUIRED FA IN '23

GOLDMINE

- In 2018, NFL Players had the opportunity to participate in the NFL's annual My Cause, My Cleats campaign during a designated home game between Weeks 13-15. Feliciano and his teammates represented their respective causes with custom-designed cleats in an effort to raise awareness and funding. Feliciano chose to raise awareness for gun violence and supported March For Our Lives, an organization striving for a future free of gun violence.



FELICIANO'S GOLDEN NUGGET

- Was the Buffalo Bills' recipient of the Ed Block Courage Award in 2020. The award is presented annually to players that exemplify a commitment to sportsmanship and courage.

GOLDMINE (CONTINUED)

- When Feliciano's daughter was born in 2017, he named her Shawn Cole after his late best friend Sean Cole who drowned his rookie year. Feliciano's childhood had some obstacles. Feliciano moved to King's Manor Trailer Park in Davie, FL following his parents' divorce, where it wasn't a guarantee that any of the heat, water or electricity would be on. His mother, Alicia, survived two bouts with cancer, and his younger brother, Chris was born deaf. Feliciano used these obstacles as inspiration, his brother and mother drove him to succeed. And he leaned on his friendship with Sean for support. The two had an inseparable bond, Feliciano's wife, Shannon, even jokes that she needed Sean's approval to date Jon. "Without those guys, I wouldn't have made it," Feliciano said, of Cole and thier friend Josh Palmer's positive influences in difficult surroundings. "I did a good job of staying away from the bad stuff in my life, realizing that it wasn't the norm. My friends helped me to get to that point."



FELICIANO’S CAREER STATISTICS

GAMES/STARTS – 113/61: 2015 (6/3); 2016 (16/0); 2017 (13/1); 2018 (13/4); 2019 (16/16); 2020 (9/9); 2021 (9/6); 2022 (15/15); 2023 (16/7)

POSTSEASON GAMES/STARTS – 12/9: 2016 (1/0); 2019 (1/1); 2020 (3/3); 2021 (2/0); 2022 (2/2); 2023 (3/3)

Additional Statistics:

Fumble Recoveries – 2: 2016 (1); 2019 (1)

Tackles – 6: 2017 (1); 2018 (1); 2019 (2); 2020 (1); 2023 (1)

Kick Returns – 1: 2017 (1)

Kick Return Yards – 15: 2017 (15)

Milestones:

NFL Debut: at Det. (11/22/15); **First Start:** vs. GB (12/20/15)

FELICIANO’S TRANSACTIONS

Originally a 4th-round (128th overall) draft choice by Oak. in 2015...Placed on the Injured Reserve List on 12/22/17...Placed on the Injured Reserve List on 12/11/18...Signed a two-year deal with Buf. on 3/13/19...Placed on the Injured Reserve List on 9/6/20...Activated from the Injured Reserve List on 10/27/20... Re-signed with Buf. on a three-year deal on 3/18/21...Placed on the Injured Reserve List on 11/6/21...Activated from the Injured Reserve List on 12/11/21... Placed on the Reserve/COVID-19 List on 12/19/21...Activated from the Reserve/COVID-19 List on 12/29/21...Released by Buf. on 3/10/22...Signed a one-year deal with NYG on 3/15/22...Signed a one-year deal with SF on 3/22/23...Re-signed to SF on a one-year deal on 3/15/24.

2023 (SAN FRANCISCO)

- Appeared in 16 games (7 starts) and started in all 3 postseason contests.
- Helped allow zero sacks on 28 pass attempts by QB Brock Purdy and QB Sam Darnold at Arz. (12/17).

2022 (NEW YORK GIANTS)

- Started all 15 regular season games he appeared in and both post-season games at C.
- Helped pave the way for 2,519 rushing yds., including 1,312 from RB Saquon Barkley, both of which ranked 4th in the NFL.
- Helped pave the way for 238 rushing yds. at Ten. (9/11).
- Helped pave the way for 262 rushing yds. vs. Chi. (10/2).
- Was part of an offensive line that did not allow a sack vs. GB (10/9).
- Helped pave the way for 236 rushing yds. at Jax. (10/23).
- Part of an offensive line that did not allow a sack at Was. (12/18).
- Helped pave the way for 217 rushing yds. and part of an offensive line that did not allow a sack vs. Ind. (1/1/23).

2021 (BUFFALO)

- Appeared in 9 games (6 starts) at LG and RG. Also appeared in both postseason games. Missed 7 games due to a calf injury.
- Part of an offensive line that allowed just 27 sacks on the season, the 2nd-fewest in the NFL.
- Part of an offensive line that did not allow a sack as QB Josh Allen threw for 358 yds. and 4 TDs on 43 pass atts. vs. Was. (9/26).
- Part of an offensive line that did not allow a sack as QB Josh Allen threw for 315 yds. and 3 TDs on 26 pass atts. at KC (10/21).

2020 (BUFFALO)

- Began the season on the Injured Reserve List with a pectoral injury. Was activated on 10/27 and started all 9 games in which he appeared and all 3 postseason games along the offensive line.
- Part of an offensive line that did not allow a sack as QB Josh Allen threw for 284 yds. and 2 TDs on 49 pass atts. at Arz. (11/15).
- Part of an offensive line that did not allow a sack as QB Josh Allen threw for 320 yds. and 4 TDs on 36 pass atts. at NE (12/28).

2019 (BUFFALO)

- Started all 16 games and 1 postseason game at RG.
- Recovered a fumble on the Bills 1-yd. leading to a TD at Cle (11/10).
- Part of an offensive line that did not allow a sack as QB Josh Allen threw for 256 yds. and 3 TDs on 33 pass atts. at Mia. (11/17).
- Helped pave the way for 244 rushing yds. vs. Den. (11/24).

2018 (OAKLAND)

- Appeared in 13 games (4 starts) at LG.
- Part of an offensive line that did not allow a sack as QB Derek Carr threw for 244 yds. and 3 TDs on 28 pass atts. vs. Ind. (10/28).

2017 (OAKLAND)

- Appeared in 13 games (1 start) at RG.
- Returned a kickoff for 15 yds. at Den. (10/1).

2016 (OAKLAND)

- Appeared in all 16 games and 1 postseason game along the offensive line.

2015 (OAKLAND)

- Appeared in 6 games (3 starts) at RG.
- Made his NFL debut at Det. (11/22).
- Made his first career start vs. KC (12/6).
- Recovered a fumble on offense at KC (1/3/16).

COLLEGE


Appeared in 48 games (46 starts) in five years (2010-14) at Miami (FL). Received Honorable Mention All-ACC honors in each of his final 3 seasons (2012-14). Started 13 games (9 at LG, 3 at RT and 1 at LT) as a senior in 2014 and helped the Hurricanes average 431.0 total yds. and 29.9 pts. per game. As a junior in 2013, started all 13 games, 11 at LG and 2 at RT. As a sophomore in 2012, started all 12 games at LG. Appeared in 10 games (2 starts) as a redshirt freshman in 2011. Redshirted as a true freshman in 2010.

PERSONAL

- Attended Western (Davie, FL) HS, where he was selected first-team All-Broward County by The Sun Sentinel as a senior.
- Graduated from Miami (FL) with a degree in finance.
- He and his wife, Shannon, have one daughter, Shawn Cole .

INJURY REPORT

- 2017:** Inactive at KC (12/10) with a concussion and was later placed on the Injured Reserve List on 12/22.
- 2018:** Placed on the Injured Reserve List on 12/11 with a concussion.
- 2020:** Placed on the Injured Reserve List on 9/6 with a pectoral injury.
- 2021:** Inactive vs. Hou. (10/3) with a concussion. Placed on the Injured Reserve List on 11/6 with a calf injury.
- 2022:** Inactive at Dal. (11/24) with a neck. Inactive at Phi. (1/8/23) with a back.



DEMETRIUS FLANNIGAN-FOWLES 45

LB * 6-2 * 223 * ARIZONA

9.4.96 * TUCSON, AZ * 5TH YEAR * ACQUIRED FA IN '19

AWARDS & HONORS

2020: Thomas Herrion Memorial Award

GOLDMINE

- Took part in the 49ers Annual Community Day, helping pack more than 31,000 nutritious meals in collaboration with Feeding Children Anywhere. The meals, along with groceries and backpacks, were distributed to those most in need in East San Jose.
- In November of 2019, the 49ers teamed up with Martha's Kitchen of San Jose to serve Thanksgiving dinner to over 300 people in need. Members of the team served food, bussed tables and refilled beverages. The team also provided toiletries and giveaways to all those in attendance.



FLANNIGAN-FOWLES' GOLDEN NUGGETS

- In 2020, named the recipient of the 49ers Thomas Herrion Memorial Award, which was established in 2005 by 49ers owners Denise and John York and is presented to a rookie or first-year player who best represents the dream of Thomas Herrion. The recipient has taken advantage of every opportunity, turned it into a positive situation and made their dream turn into a reality. The award is voted on by the coaches.
- Describes himself as a "momma's boy." While growing up, he and his mom, Kurtisha, would regularly have "date nights" and spend time together.
- Began playing football at the age of 6, when his uncle, Harold, signed him up for flag football.

FLANNIGAN-FOWLES' CAREER STATISTICS

YEAR	TEAM	GP	GS	TACKLES					INTERCEPTIONS					FUMBLES			
				TOT	SOL	AST	SACKS	YDS	INT	YDS	LG	TD	PD	FF	FR	YDS	
2019	SF	-	-	-	PRACTICE SQUAD					-	-	-	-	-	-	-	-
2020	SF	11	1	4	3	1	0.0	0.0	0	0	-	0	0	0	0	0	0
2021	SF	17	2	20	7	13	0.0	0.0	0	0	-	0	0	0	0	0	0
2022	SF	17	0	7	6	1	1.0	10.0	0	0	-	0	0	0	0	0	0
2023	SF	16	1	17	10	7	0.0	0.0	0	0	-	0	1	0	0	0	0
TOTALS		61	4	48	26	22	1.0	10.0	0	0	-	0	1	0	0	0	0

PLAYOFFS

YEAR	TEAM	GP	GS	TACKLES					INTERCEPTIONS					FUMBLES			
				TOT	SOL	AST	SACKS	YDS	INT	YDS	LG	TD	PD	FF	FR	YDS	
2019	SF	-	-	-	PRACTICE SQUAD					-	-	-	-	-	-	-	-
2021	SF	3	0	0	0	0	0.0	0.0	0	0	-	0	0	0	0	0	0
2022	SF	3	0	1	1	0	0.0	0.0	0	0	-	0	0	0	0	0	0
2023	SF	3	0	4	1	3	0.0	0.0	0	0	-	0	1	0	0	0	0
TOTALS		9	0	5	2	3	0.0	0.0	0	0	-	0	1	0	0	0	0

Additional Statistics:

Special Teams Tackles – 37: 2020 (5); 2021 (12); 2022 (15); 2023 (1); **Passes Defensed – 8:** **Postseason – 8:** 2021 (3); 2022 (4); 2023 (1); **Special Teams Forced Fumble – 1:** **Postseason – 1:** 2023 (1)

Milestones:

NFL Debut: at NYG (9/27/20); **First Start:** vs. Sea (1/3/21); **First Sack:** Regular Season – at Car. (10/10/22 – QB P.J. Walker)

FLANNIGAN-FOWLES' CAREER HIGHS

Total Tackles: Regular Season – 5 vs. Hou. (1/2/22); Postseason – 1 vs. Sea. (1/14/23)
Solo: Regular Season – 2 (4 times) Last at Den. (9/25/22); Postseason – 1 vs. Sea. (1/14/23)

Assists: Regular Season – 3 (3 times) Last vs. Hou. (1/2/22)
Sacks: Regular Season – 1.0 at Car. (10/9/22)

FLANNIGAN-FOWLES' TRANSACTIONS

Originally signed as an undrafted free agent by SF on 5/3/19...Waived by SF on 8/31/19...Signed to SF practice squad on 9/1/19...Placed on the practice squad Injured Reserve List on 12/10/19...Signed a two-year deal with SF on 2/5/20...Re-Signed with SF on a one-year deal on 3/11/22...Re-Signed with SF on a one-year deal on 3/16/23...Re-signed to SF on a one-year deal on 3/15/24.

2023

- Appeared in 16 games (1 start) and registered 17 tackles and 1 PD. Also appeared in all 3 postseason contests and tallied 5 tackles, 1 PD and 1 FF, the first of his career.

2022

- Appeared in all 17 games and registered 7 tackles as well as 15 tackles on special teams, the 5th most in the NFL.
- Also appeared in all 3 postseason games and registered 1 tackle as well as 3 tackles on special teams.
- Tallied 3 tackles and 1.0 sack of Panthers QB P.J. Walker at Car. (10/9). The sack marked the first of his career.

MOST SPECIAL TEAMS TACKLES IN THE NFL, 2022

	<u>Player</u>	<u>Tackles</u>
1.	George Odum, SF	21
2t.	Caleb Johnson, Jax. Joe Jones, Ten.	16
	Jeremy Reaves, Was.	16
5.	Demetrius Flannigan-Fowles, SF	15

2021

- Appeared in all 17 games where he notched 20 tackles to go along with 12 on special teams.

2020

- Appeared in 11 games and recorded 4 tackles to go along with 5 tackles on special teams.

2019

- Spent the majority of the season on the team's practice squad before being placed on the practice squad Injured Reserve List on 12/10.

COLLEGE

Played in 50 games (36 starts) in four seasons with Arizona and registered 243 tackles, 10 TFLs, 22 PDs, 6 INTs, 3 FFs and 2 FRs. In 2018, appeared in 12 games (10 starts) and notched 56 tackles, 5 TFLs, 7 PDs, 2 FFs and 1.0 sack. As a junior, started all 13 games and tallied 81 tackles, 6 PDs, 3 INTs and 2 FRs. In 2016, started all 12 games in which he appeared and finished with 78 tackles, 4 TFLs, 8 PDs and 2 INTs. As a freshman, appeared in 13 games (1 start) and registered 28 tackles, 1 TFL, 1 INT, 1 PD and 1 FF.

PERSONAL

- Graduated from Mountain View (AZ) HS after playing at Tucson (AZ) HS for two seasons, earning first-team All-Southern Arizona honors.
- Majored in general studies at Arizona.
- Born Demetrius Flannigan-Fowles (9/4/96) in Tucson, AZ.

INJURY REPORT

- 2019:** Placed on the practice squad Injured Reserve List on 12/10 with a foot injury.
- 2020:** Inactive 3 games [vs. GB (11/5), at NO (11/15) and at LAR (11/29)] with a hamstring injury.

FLANNIGAN-FOWLES' GAME-BY-GAME

2020
Date Opp W/L P/S Tot Sol Ast Sk Yds Int Yds PD FF FR Yds
Sep 13 Arz L - - INACTIVE - - - -
Sep 20 at NYJ W - - INACTIVE - - - -
Sep 27 at NYG W 1/0 2 2 0 0.0 0.0 0 0 0 0 0 0 0
Oct 4 Phi L 1/0 0 0 0 0.0 0.0 0 0 0 0 0 0 0
Oct 11 Mia L 1/0 0 0 0 0.0 0.0 0 0 0 0 0 0 0
Oct 18 LAR W 1/0 0 0 0 0.0 0.0 0 0 0 0 0 0 0
Oct 25 at NE W 1/0 1 1 0 0.0 0.0 0 0 0 0 0 0 0
Nov 1 at Sea L 1/0 0 0 0 0.0 0.0 0 0 0 0 0 0 0
Nov 5 GB L - - INACTIVE (Hamstring) - - - -
Nov 15 at NO L - - INACTIVE (Hamstring) - - - -
Nov 29 at LAR W - - INACTIVE (Hamstring) - - - -
Dec 7 Buf L 1/0 0 0 0 0.0 0.0 0 0 0 0 0 0 0
Dec 13 Was L 1/0 0 0 0 0.0 0.0 0 0 0 0 0 0 0
Dec 20 at Dal L 1/0 0 0 0 0.0 0.0 0 0 0 0 0 0 0
Dec 26 at Arz W 1/0 0 0 0 0.0 0.0 0 0 0 0 0 0 0
Jan 3 Sea L 1/1 1 0 1 0.0 0.0 0 0 0 0 0 0 0
TOTALS 11/1 4 3 1 0.0 0.0 0 0 0 0 0 0 0

2021
Date Opp W/L P/S Tot Sol Ast Sk Yds Int Yds PD FF FR Yds
Sep 12 at Det W 1/0 3 2 1 0.0 0.0 0 0 0 0 0 0 0
Sep 19 at Phi W 1/0 0 0 0 0.0 0.0 0 0 0 0 0 0 0
Sep 26 GB L 1/0 0 0 0 0.0 0.0 0 0 0 0 0 0 0
Oct 3 Sea L 1/0 0 0 0 0.0 0.0 0 0 0 0 0 0 0
Oct 10 at Arz L 1/0 0 0 0 0.0 0.0 0 0 0 0 0 0 0
Oct 24 Ind L 1/0 0 0 0 0.0 0.0 0 0 0 0 0 0 0
Oct 31 at Chi W 1/1 2 1 1 0.0 0.0 0 0 0 0 0 0 0
Nov 7 Arz L 1/0 0 0 0 0.0 0.0 0 0 0 0 0 0 0
Nov 15 LAR W 1/0 0 0 0 0.0 0.0 0 0 0 0 0 0 0
Nov 21 at Jax W 1/0 0 0 0 0.0 0.0 0 0 0 0 0 0 0
Nov 28 Min W 1/0 3 0 3 0.0 0.0 0 0 0 0 0 0 0
Dec 5 at Sea L 1/1 4 1 3 0.0 0.0 0 0 0 0 0 0 0
Dec 12 at Cin W 1/0 0 0 0 0.0 0.0 0 0 0 0 0 0 0
Dec 19 Atl W 1/0 1 1 0 0.0 0.0 0 0 0 0 0 0 0
Dec 23 at Ten L 1/0 0 0 0 0.0 0.0 0 0 0 0 0 0 0
Jan 2 Hou W 1/0 5 2 3 0.0 0.0 0 0 0 0 0 0 0
Jan 9 at LAR W 1/0 2 0 2 0.0 0.0 0 0 0 0 0 0 0
TOTALS 17/2 20 7 13 0.0 0.0 0 0 0 0 0 0 0

2021 Postseason
Date Opp W/L P/S Tot Sol Ast Sk Yds Int Yds PD FF FR Yds
Jan 16 at Dal W 1/0 0 0 0 0.0 0.0 0 0 0 0 0 0 0
Jan 22 at GB W 1/0 0 0 0 0.0 0.0 0 0 0 0 0 0 0
Jan 30 at LAR L 1/0 0 0 0 0.0 0.0 0 0 0 0 0 0 0
TOTALS 3/0 0 0 0 0.0 0.0 0 0 0 0 0 0 0

2022
Date Opp W/L P/S Tot Sol Ast Sk Yds Int Yds PD FF FR Yds
Sep 11 at Chi L 1/0 0 0 0 0.0 0.0 0 0 0 0 0 0 0
Sep 18 Sea W 1/0 0 0 0 0.0 0.0 0 0 0 0 0 0 0
Sep 25 at Den L 1/0 2 2 0 0.0 0.0 0 0 0 0 0 0 0
Oct 3 LAR W 1/0 0 0 0 0.0 0.0 0 0 0 0 0 0 0
Oct 9 at Car W 1/0 3 3 0 1.0 10.0 0 0 0 0 0 0 0
Oct 16 at Atl L 1/0 0 0 0 0.0 0.0 0 0 0 0 0 0 0
Oct 23 KC L 1/0 0 0 0 0.0 0.0 0 0 0 0 0 0 0
Oct 30 at LAR W 1/0 0 0 0 0.0 0.0 0 0 0 0 0 0 0
Nov 13 LAC W 1/0 0 0 0 0.0 0.0 0 0 0 0 0 0 0
Nov 21 at Arz W 1/0 0 0 0 0.0 0.0 0 0 0 0 0 0 0
Nov 27 NO W 1/0 0 0 0 0.0 0.0 0 0 0 0 0 0 0
Dec 4 Mia W 1/0 0 0 0 0.0 0.0 0 0 0 0 0 0 0
Dec 11 TB W 1/0 0 0 0 0.0 0.0 0 0 0 0 0 0 0
Dec 15 at Sea W 1/0 0 0 0 0.0 0.0 0 0 0 0 0 0 0
Dec 24 Was W 1/0 2 1 1 0.0 0.0 0 0 0 0 0 0 0
Jan 1 at LV W 1/0 0 0 0 0.0 0.0 0 0 0 0 0 0 0
Jan 8 Arz W 1/0 0 0 0 0.0 0.0 0 0 0 0 0 0 0
TOTALS 17/0 7 6 1 1.0 10.0 0 0 0 0 0 0 0

2022 Postseason
Date Opp W/L P/S Tot Sol Ast Sk Yds Int Yds PD FF FR Yds
Jan 14 Sea W 1/0 1 1 0 0.0 0.0 0 0 0 0 0 0 0
Jan 22 Dal W 1/0 0 0 0 0.0 0.0 0 0 0 0 0 0 0
Jan 29 at Phi L 1/0 0 0 0 0.0 0.0 0 0 0 0 0 0 0
TOTALS 3/0 1 1 0 0.0 0.0 0 0 0 0 0 0 0

2023
Date Opp W/L P/S Tot Sol Ast Sk Yds Int Yds PD FF FR Yds
Sep 10 at Pit W 1/0 0 0 0 0.0 0.0 0 0 0 0 0 0 0
Sep 17 at LAR W 1/0 0 0 0 0.0 0.0 0 0 0 0 0 0 0
Sep 21 NYG W 1/0 0 0 0 0.0 0.0 0 0 0 0 0 0 0
Oct 1 Arz W 1/0 0 0 0 0.0 0.0 0 0 0 0 0 0 0
Oct 8 Dal W 1/0 0 0 0 0.0 0.0 0 0 0 0 0 0 0
Oct 15 at Cle L 1/0 3 1 2 0.0 0.0 0 0 1 0 0 0 0
Oct 23 at Min L 1/0 0 0 0 0.0 0.0 0 0 0 0 0 0 0
Oct 29 Cin L 1/0 0 0 0 0.0 0.0 0 0 0 0 0 0 0
Nov 12 at Jax W - - - -INACTIVE (Ankle) - - - -
Nov 19 TB W 1/0 0 0 0 0.0 0.0 0 0 0 0 0 0 0
Nov 23 at Sea W 1/0 0 0 0 0.0 0.0 0 0 0 0 0 0 0
Dec 3 at Phi W 1/0 1 1 0 0.0 0.0 0 0 0 0 0 0 0
Dec 10 Sea W 1/0 0 0 0 0.0 0.0 0 0 0 0 0 0 0
Dec 17 at Arz W 1/1 0 0 0 0.0 0.0 0 0 0 0 0 0 0
Dec 25 Bal L 1/0 3 2 1 0.0 0.0 0 0 0 0 0 0 0
Dec 31 at Was W 1/0 0 0 0 0.0 0.0 0 0 0 0 0 0 0
Jan 7 LAR L 1/0 10 6 4 0.0 0.0 0 0 0 0 0 0 0
TOTALS 16/1 17 10 7 0.0 0.0 0 0 1 0 0 0 0

2023 Postseason
Date Opp W/L P/S Tot Sol Ast Sk Yds Int Yds PD FF FR Yds
Jan 20 GB W 1/0 0 0 0 0.0 0.0 0 0 0 0 1 0 0
Jan 28 Det W 1/0 0 0 0 0.0 0.0 0 0 0 0 0 0 0
Feb 11 at KC L 1/0 4 1 3 0.0 0.0 0 0 1 0 0 0 0
TOTALS 3/0 4 1 3 0.0 0.0 0 0 1 1 0 0 0



LEONARD FLOYD

56

DL * 6-3 * 240 * GEORGIA

9.8.92 * ATLANTA, GA * 9TH YEAR * ACQUIRED FA IN '24

GOLDMINE

- Floyd still enjoys working outside. He spends his time in the off-season raising cows, goats and sheep. Once he retires from the NFL, he hopes to become a farmer.
- Being that Floyd was born and raised in Georgia, he was very proud to play for the team he grew up watching.



FLOYD'S GOLDEN NUGGETS

- Goes by the nickname "Flo."
- Floyd would describe himself as a "country boy" who grew up in rural Georgia and spent most of his time outside. As a child, he would spend the summers picking watermelons in the fields surrounding his hometown to earn money. He attributes much of who he is and his success on the field, to the hard work he put in during those summers in the Georgia heat. "I knew hard work - like really hard work." Floyd said. "Football really isn't anywhere near as hard as filling up a bus full of watermelons."

FLOYD'S CAREER STATISTICS

YEAR	TEAM	GP	GS	TACKLES					INTERCEPTIONS					FUMBLES		
				TOT	SOL	AST	SACKS	YDS	INT	YDS	LG	TD	PD	FF	FR	YDS
2016	CHI	12	12	33	23	10	7.0	49.5	0	0	–	0	2	1	1	0
2017	CHI	10	10	34	24	10	4.5	31.0	0	0	–	0	2	0	1	0
2018	CHI	16	16	47	34	13	4.0	32.0	1	19	19t	1	4	0	1	0
2019	CHI	16	16	40	27	13	3.0	18.0	0	0	–	0	1	0	0	0
2020	LAR	16	16	55	31	24	10.5	71.0	0	0	–	0	1	1	2	0
2021	LAR	17	17	70	37	33	9.5	68.5	1	11	11	0	3	1	1	0
2022	LAR	17	17	59	31	28	9.0	64.0	0	0	–	0	0	0	1	0
2023	BUF	17	16	32	21	11	10.5	66.0	0	0	–	0	1	1	0	0
TOTALS		121	120	370	228	142	58.0	400.0	2	30	19t	1	14	4	7	0

PLAYOFFS

YEAR	TEAM	GP	GS	TACKLES					INTERCEPTIONS					FUMBLES		
				TOT	SOL	AST	SACKS	YDS	INT	YDS	LG	TD	PD	FF	FR	YDS
2018	CHI	1	1	3	2	1	1.0	8.0	0	0	–	0	1	0	0	0
2020	LAR	2	2	5	3	2	2.0	8.0	0	0	–	0	0	0	0	0
2021	LAR	4	4	12	8	4	2.0	17.0	0	0	–	0	0	0	0	0
2023	BUF	2	2	4	1	3	0.0	0.0	0	0	–	0	0	0	0	0
TOTALS		9	9	24	14	10	5.0	33.0	0	0	–	0	1	0	0	0

Milestones:

NFL Debut: at Hou. (9/11/16); **First Start:** at Hou. (9/11/16); **First Sack:** Regular Season – at GB (10/20/16 – QB Aaron Rodgers); Postseason – vs. Phi. (1/6/19 – QB Nick Foles); **First INT:** at Buf. (11/4/18 – QB Nathan Peterman); **First INT Returned for a TD:** at Buf. (11/4/18 – QB Nathan Peterman); **First FF:** at GB (10/20/16 – QB Aaron Rodgers); **First FR:** at GB (10/20/16 – QB Aaron Rodgers)

FLOYD'S CAREER MULTI-SACK GAMES (19)

Date	Opp	Sacks	Yds	QB	10/31/21	at Hou.	2.0	13.0	Davis Mills (2.0)
10/20/16	at GB	2.0	23.0	Aaron Rodgers (2.0)	1/9/21*	at Sea.	2.0	8.0	Russell Wilson (2.0)
11/13/16	at TB	1.5	9.0	Jameis Winston (1.5)	10/30/22	vs. SF	2.0	8.0	Jimmy Garoppolo (2.0)
12/4/16	vs. SF	2.0	8.0	Colin Kaepernick (1.0), Blaine Gabbert (1.0)	11/20/22	at NO	2.0	18.0	Taysom Hill (1.0), Andy Dalton (1.0)
10/9/17	vs. Min.	2.0	20.0	Sam Bradford (2.0)	12/19/22	at GB	2.0	18.0	Aaron Rodgers (2.0)
12/16/18	vs. GB	2.0	20.0	Aaron Rodgers (2.0)	9/11/23	at NYJ	1.5	10.5	Aaron Rodgers (1.0), Zach Wilson (0.5)
9/5/19	vs. GB	2.0	14.0	Aaron Rodgers (2.0)	9/24/23	at Was.	2.0	7.0	Sam Howell (2.0)
10/26/20	vs. Chi.	2.0	19.0	Nick Foles (2.0)	10/8/23	vs. Jax	2.0	14.0	Trevor Lawrence (2.0)
11/15/20	vs. Sea.	3.0	15.0	Russell Wilson (3.0)	11/19/23	vs. NYJ	2.5	20.0	Zach Wilson (1.5), Tim Boyle (1.0)
12/27/20	at Sea.	2.0	11.0	Russell Wilson (2.0)					
10/17/21	at NYG	1.5	12.5	Daniel Jones (1.5)					

*Postseason

FLOYD'S CAREER HIGHS

Total Tackles: Regular Season – 9 vs. SF (10/30/22); Postseason – 5 at Cin. (2/13/22)
Solo: Regular Season – 6 (2 times) Last vs. GB (12/16/18); Postseason – 2 at Cin. (2/13/22)
Assists: Regular Season – 5 (2 times) Last vs. SF (10/30/22); Postseason – 3 vs. Pit. (1/15/24)
Passes Defensed: Regular Season – 2 at Arz. (12/13/21); Postseason – 1 vs. Phi. (1/6/19)
Sacks: Regular Season – 3.0 vs. Sea. (11/15/20); Postseason – 2.0 at Sea. (1/9/21)
Interceptions: Regular Season – 1 (2 times) Last at Arz. (12/13/21)
Forced Fumbles: Regular Season – 1 (4 times) Last vs. Jax. (10/8/23)
Fumble Recoveries: Regular Season – 1 (7 times) Last vs. Buf. (9/8/22)

FLOYD'S TRANSACTIONS

Originally a 1st round (9th overall) draft choice by Chi. in 2016...Placed on the Injured Reserve List on 11/23/17...Signed a one-year deal with LAR on 3/18/20... Re-signed with LAR on a four-year deal on 3/19/21... Released by LAR on 3/10/23... Signed a one-year deal with Buf. on 6/5/23...Signed a one-year deal with SF on 3/13/24.

2023 (BUFFALO)

- Appeared in 17 games (16 starts) and registered 32 tackles, 10.5 sacks, 1 PD and 1 FF. Also started in 2 postseason contests and registered 4 tackles.
- Notched 3 tackles and 1.5 sacks of Jets QBs Aaron Rodgers and Zach Wilson at NYJ (9/11).
- Registered 3 tackles and 2.0 sacks of Commanders QB Sam Howell at Was. (9/24).
- Totaled 2 tackles and 2.0 sacks of Jaguars QB Trevor Lawrence at Jax. (10/8).
- Recorded 1.0 sack of Giants QB Tyrod Taylor vs. NYG (10/5).
- Notched a 0.5 sack of Bengals QB Joe Burrow at Cin. (11/5).
- Registered 4 tackles and a season-high 2.5 sacks of Jets QBs Zach Wilson and Tim Boyle vs. NYJ (11/19).
- Tallied 1.0 sack of Cowboys QB Dak Prescott vs. Dal. (12/17).
- Recorded 4 tackles vs. Pit. [(1/15/24) - AFC-WC].

2022 (LOS ANGELES RAMS)

- Started in all 17 games and registered 59 tackles, 9.0 sacks and 1 FR.
- Registered a career-high 9 tackles and 2.0 sacks of 49ers QB Jimmy Garoppolo vs. SF (10/30).
- Tallied 3 tackles and 1.0 sack of Cardinals QB Colt McCoy vs. Arz. (11/13).
- Totaled 5 tackles and 2.0 sacks of Saints QBs Taysom Hill and Andy Dalton at NO (11/20).
- Recorded 5 tackles and 2.0 sacks of Packers QB Aaron Rodgers at GB (12/19).
- Notched 1.0 sack of Broncos QB Russell Wilson vs. Den. (12/25).
- Registered 1.0 sack of Seahawks QB Geno Smith at Sea. (1/8/23).

2021 (LOS ANGELES RAMS)

- Started in all 17 games and totaled a career-high 70 tackles, 9.5 sacks, 3 PDs, 1 INT, 1 FF and 1 FR. Also started in 4 postseason contests and registered 12 tackles and 2.0 sacks.
- Tallied 1.0 sack of Colts QB Carson Wentz at Ind. (9/19).
- Recorded 1.0 sack of Buccaneers QB Tom Brady vs. TB (9/26).
- Notched 1.0 sack of Cardinals QB Kyler Murray vs. Arz. (10/3).
- Recorded 2 tackles, 1.5 sacks, 1 FF and 1 FR at NYG (10/17). His strip sack of Giants QB Daniel Jones marked his first of the season.
- Registered 3 tackles and 2.0 sacks of Texans QB Davis Mills at Hou. (10/31).
- Tallied 1.0 sack of Titans QB Ryan Tannehill at Ten. (11/7).
- Recorded a 0.5 sack of Jaguars QB Trevor Lawrence vs. Jax. (12/5).
- Posted a season-high 8 tackles and 1 INT of Cardinals QB Kyler Murray at Arz. (12/13).
- Registered 1.0 sack of Seahawks QB Russell Wilson vs. Sea. (12/21).
- Recorded 0.5 sack of Ravens QB Tyler Huntley (1/2/22).
- Tallied 1.0 sack of Bucs QB Tom Brady at TB [(1/23/22) - NFC-D)].
- Notched 1.0 sack of Bengals QB Joe Burrow at Cin. [(2/13/22) - SB-LVI)].

2020 (LOS ANGELES RAMS)

- Started in all 16 games and registered 55 tackles, 10.5 sacks, 1 PD, 1 FF and 2 FRs. Also started in 2 postseason games and registered 5 tackles and 2.0 sacks.
- Notched 1.0 sack of Cowboys QB Dak Prescott vs. Dal. (9/13).
- Registered 1.0 sack of Bills QB Josh Allen at Buf. (9/27).
- Recorded 6 tackles and 2.0 sacks of Bears QB Nick Foles vs. Chi. (10/26).
- Tallied 5 tackles and a career-high 3.0 sacks of Seahawks QB Russell Wilson vs. Sea. (11/15/20).
- Notched a 0.5 sack of Patriots QB Jarrett Stidham vs. NE (12/10).

2020 (CONTINUED)

- Registered 7 tackles and 2.0 sacks of Seahawks QB Russell Wilson at Sea. (12/27).
- Registered 1.0 sack of Cardinals QB Chris Streveler vs. Arz. (1/3/21).
- Recorded 2 tackles and 2.0 sacks at Sea. [(1/9/21) - NFC-WC].

2019 (CHICAGO)

- Started in all 16 games and recorded 40 tackles, 3.0 sacks and 1 PD.
- Tallied 4 tackles and 2.0 sacks of Packers QB Aaron Rodgers vs. GB (9/5).
- Recorded a season-high 6 tackles 1.0 sack of Eagles QB Carson Wentz at Phi. (11/3).

2018 (CHICAGO)

- Started in all 16 games and registered 47 tackles, 4.0 sacks, 4 PDs, 1 INT and 1 FR. Also started in 1 postseason contest and tallied 3 tackles and 1.0 sack.
- Recorded 4 tackles and 1 INT of Bills QB Nathan Peterman, which he returned for a 19-yard TD, marking the first INT and TD of his career.
- Registered 1.0 sack of Lions QB Matthew Stafford vs. Det. (11/11).
- Totaled 1.0 sack of Giants QB Eli Manning at NYG (12/2).
- Recorded a season-high 2.0 sacks of Packers QB Aaron Rodgers vs. GB (12/16).
- Posted 3 tackles and 1.0 sack of Eagles QB Nick Foles vs. Phi. (1/6/19 - NFC-WC), marking the first sack of his postseason career.

2017 (CHICAGO)

- Started in 10 games and registered 34 tackles, 4.5 sacks, 2 PDs and 1 FR before being placed on the Injured Reserve List on 11/23.
- Tallied 3 tackles and 1.0 sack of Packers QB Aaron Rodgers vs. GB (9/28).
- Recorded 6 tackles and 2.0 sacks of Vikings QB Sam Bradford vs. Min. (10/9).
- Notched 1.0 sack of Panthers QB Cam Newton vs. Car. (10/22).
- Registered a 0.5 sack of Packers QB Brett Hundley vs. GB (11/12).

2016 (CHICAGO)

- Started in 12 games as a rookie and tallied 33 tackles, 7.0 sacks, 2 PDs, 1 FF and 1 FR.
- Registered a 0.5 sack of Texans QB Brock Osweiler at Hou. (9/11).
- Recorded 3 tackles and 2.0 sacks, including a strip sack that he recovered, of Packers QB Aaron Rodgers at GB (10/20). His 2.0 sacks, FF and FR marked the first of his career.
- Added 1.0 sack of Vikings QB Sam Bradford vs. Min. (10/31).
- Tallied 1.5 sacks of Buccaneers QB Jameis Winston at TB (11/13).
- Posted 4 tackles and 2.0 sacks of 49ers QBs Colin Kaepernick and Blaine Gabbert vs. SF (12/4).

COLLEGE

Appeared in 38 games (32 starts) in three seasons at Georgia (2013-15) and registered 184 tackles, 28.5 TFLs, 17.0 sacks, 5 FFs, 2 FRs and 4 PDs. In 2015, started all 13 games and registered 74 tackles, 10.5 TFLs, 1 FR and 3 PDs. As a sophomore, appeared in 12 games (11 starts) and registered 55 tackles, 8.5 TFLs, 6.0 sacks, 3 FFs and 1 FR. As a true freshman, appeared in 13 games (8 starts) and registered 55 tackles, 9.5 TFLs, 2 FFs, 1 PD and led the team with 6.5 sacks.

PERSONAL

- Attended Dodge County (GA) HS.
- Son to Chrishonda Floyd
- Born Leonard Floyd (9/8/92) in Eastman, GA.

INJURY REPORT

- 2016:** Inactive 2 games [at Ind. (10/9) and vs. Jax. (10/16)] with a calf injury. Inactive 2 games [vs. Ten. (11/27) and at Min. (1/1/17)] with a concussion.
- 2017:** Placed on the Injured Reserve List on 11/23 with a knee injury.

FLOYD'S GAME-BY-GAME

2016 (Chicago)

Date	Opp	W/L	P/S	Tot	Sol	Ast	Sk	Yds	Int	Yds	PD	FF	FR	Yds
Sep 11	at Hou	L	1/1	6	2	4	0.5	4.5	0	0	0	0	0	0
Sep 19	Phi	L	1/1	2	2	0	0.0	0.0	0	0	0	0	0	0
Sep 25	at Dal	L	1/1	5	4	1	0.0	0.0	0	0	0	0	0	0
Oct 2	Det	W	1/1	0	0	0	0.0	0.0	0	0	0	0	0	0
Oct 9	at Ind	L	0/0	–	–	–	INACTIVE	(Calf)	–	–	–	–	–	–
Oct 16	Jax	L	0/0	–	–	–	INACTIVE	(Calf)	–	–	–	–	–	–
Oct 20	at GB	L	1/1	3	2	1	2.0	23.0	0	0	0	1	1	0
Oct 31	Min	W	1/1	2	2	0	1.0	5.0	0	0	0	0	0	0
Nov 13	at TB	L	1/1	5	3	2	1.5	9.0	0	0	1	0	0	0
Nov 20	at NYG	L	1/1	2	1	1	0.0	0.0	0	0	0	0	0	0
Nov 27	Ten	L	0/0	–	–	–	INACTIVE	(Concussion)	–	–	–	–	–	–
Dec 4	SF	W	1/1	4	4	0	2.0	8.0	0	0	0	0	0	0
Dec 11	at Det	L	1/1	3	2	1	0.0	0.0	0	0	1	0	0	0
Dec 18	GB	L	1/1	0	0	0	0.0	0.0	0	0	0	0	0	0
Dec 24	Was	L	1/1	1	1	0	0.0	0.0	0	0	0	0	0	0
Jan 1	at Min	L	0/0	–	–	–	INACTIVE	(Concussion)	–	–	–	–	–	–
TOTALS			12/12	33	23	10	7.0	49.5	0	0	2	1	1	0

2017 (Chicago)

Date	Opp	W/L	P/S	Tot	Sol	Ast	Sk	Yds	Int	Yds	PD	FF	FR	Yds	
Sep 10	Atl	L	1/1	5	3	2	0.0	0.0	0	0	1	0	0	0	
Sep 17	at TB	L	1/1	2	0	2	0.0	0.0	0	0	0	0	1	0	
Sep 24	Pit	W	1/1	1	0	1	0.0	0.0	0	0	0	0	0	0	
Sep 28	at GB	L	1/1	3	3	0	1.0	1.0	0	0	0	0	0	0	
Oct 9	Min	L	1/1	6	6	0	2.0	20.0	0	0	0	0	0	0	
Oct 15	at Bal	W	1/1	2	0	2	0.0	0.0	0	0	0	0	0	0	
Oct 22	Car	W	1/1	4	3	1	1.0	6.0	0	0	0	0	0	0	
Oct 29	at NO	L	1/1	2	1	1	0.0	0.0	0	0	1	0	0	0	
Nov 12	GB	L	1/1	4	3	1	0.5	4.0	0	0	0	0	0	0	
Nov 19	Det	L	1/1	5	5	0	0.0	0.0	0	0	0	0	0	0	
PLACED ON INJURED RESERVE (Knee) ON 11/23															
TOTALS			10/10	34	24	10	4.5	31.0	0	0	2	0	1	0	

2018 (Chicago)

Date	Opp	W/L	P/S	Tot	Sol	Ast	Sk	Yds	Int	Yds	PD	FF	FR	Yds
Sep 9	at GB	L	1/1	2	1	1	0.0	0.0	0	0	0	0	0	0
Sep 17	Sea	W	1/1	3	3	0	0.0	0.0	0	0	1	0	1	0
Sep 23	at Arz	W	1/1	1	0	1	0.0	0.0	0	0	0	0	0	0
Sep 30	TB	W	1/1	2	2	0	0.0	0.0	0	0	1	0	0	0
Oct 14	at Mia	L	1/1	4	3	1	0.0	0.0	0	0	0	0	0	0
Oct 21	NE	L	1/1	3	3	0	0.0	0.0	0	0	0	0	0	0
Oct 28	NYJ	W	1/1	2	2	0	0.0	0.0	0	0	0	0	0	0
Nov 4	at Buf	W	1/1	4	1	3	0.0	0.0	1	19	1	0	0	0
Nov 11	Det	W	1/1	1	1	0	1.0	5.0	0	0	0	0	0	0
Nov 18	Min	W	1/1	5	5	0	0.0	0.0	0	0	0	0	0	0
Nov 22	at Det	W	1/1	2	0	2	0.0	0.0	0	0	0	0	0	0
Dec 2	at NYG	L	1/1	3	2	1	1.0	7.0	0	0	0	0	0	0
Dec 9	LAR	W	1/1	2	1	1	0.0	0.0	0	0	1	0	0	0
Dec 16	GB	W	1/1	6	6	0	2.0	20.0	0	0	0	0	0	0
Dec 23	at SF	W	1/1	1	1	0	0.0	0.0	0	0	0	0	0	0
Dec 30	at Min	W	1/1	6	3	3	0.0	0.0	0	0	0	0	0	0
TOTALS			16/16	47	34	13	4.0	32.0	1	19	4	0	1	0

2018 Postseason (Chicago)

Date	Opp	W/L	P/S	Tot	Sol	Ast	Sk	Yds	Int	Yds	PD	FF	FR	Yds
Jan 6	Phi	L	1/1	3	2	1	1.0	8.0	0	0	1	0	0	0
TOTALS			1/1	3	2	1	1.0	8.0	0	0	1	0	0	0

2019 (Chicago)

Date	Opp	W/L	P/S	Tot	Sol	Ast	Sk	Yds	Int	Yds	PD	FF	FR	Yds
Sep 5	GB	L	1/1	4	4	0	2.0	14.0	0	0	0	0	0	0
Sep 15	at Den	W	1/1	2	2	0	0.0	0.0	0	0	0	0	0	0
Sep 23	at Was	W	1/1	4	1	3	0.0	0.0	0	0	0	0	0	0
Sep 29	Min	W	1/1	0	0	0	0.0	0.0	0	0	0	0	0	0
Oct 6	at Oak	L	1/1	1	1	0	0.0	0.0	0	0	0	0	0	0
Oct 20	NO	L	1/1	3	3	0	0.0	0.0	0	0	0	0	0	0
Oct 27	LAC	L	1/1	4	2	2	0.0	0.0	0	0	0	0	0	0
Nov 3	at Phi	L	1/1	6	4	2	1.0	4.0	0	0	0	0	0	0
Nov 10	Det	W	1/1	2	2	0	0.0	0.0	0	0	0	0	0	0
Nov 17	at LAR	L	1/1	2	0	2	0.0	0.0	0	0	0	0	0	0
Nov 24	NYG	W	1/1	1	0	1	0.0	0.0	0	0	0	0	0	0
Nov 28	at Det	W	1/1	3	3	0	0.0	0.0	0	0	0	0	0	0
Dec 5	Dal	W	1/1	1	1	0	0.0	0.0	0	0	0	0	0	0
Dec 15	at GB	L	1/1	1	1	0	0.0	0.0	0	0	0	0	0	0
Dec 22	KC	L	1/1	5	3	2	0.0	0.0	0	0	0	0	0	0
Dec 29	at Min	W	1/1	1	0	1	0.0	0.0	0	0	1	0	0	0
TOTALS			16/16	40	27	13	3.0	18.0	0	0	1	0	0	0

FLOYD'S GAME-BY-GAME

2020 (Los Angeles Rams)

Date	Opp	W/L	P/S	Tot	Sol	Ast	Sk	Yds	Int	Yds	PD	FF	FR	Yds
Sep 13	Dal	W	1/1	4	2	1	1.0	7.0	0	0	0	0	0	0
Sep 20	at Phi	W	1/1	1	0	1	0.0	0.0	0	0	0	0	0	0
Sep 27	at Buf	L	1/1	3	3	0	1.0	7.0	0	0	0	0	0	0
Oct 4	NYG	W	1/1	2	1	1	0.0	0.0	0	0	0	0	0	0
Oct 11	at Was	W	1/1	2	1	1	0.0	0.0	0	0	0	0	0	0
Oct 18	at SF	L	1/1	5	2	3	0.0	0.0	0	0	0	0	0	0
Oct 26	Chi	W	1/1	6	4	2	2.0	19.0	0	0	0	0	0	0
Nov 1	at Mia	L	1/1	0	0	0	0.0	0.0	0	0	0	0	1	0
Nov 15	Sea	W	1/1	5	5	0	3.0	15.0	0	0	0	0	1	0
Nov 23	at TB	W	1/1	2	0	2	0.0	0.0	0	0	0	0	0	0
Nov 29	SF	L	1/1	7	2	5	0.0	0.0	0	0	0	0	0	0
Dec 6	at Arz	W	1/1	2	1	1	0.0	0.0	0	0	0	0	0	0
Dec 10	NE	W	1/1	4	2	2	0.5	3.0	0	0	0	0	0	0
Dec 20	NYJ	L	1/1	3	2	1	0.0	0.0	0	0	1	0	0	0
Dec 27	at Sea	L	1/1	7	5	2	2.0	11.0	0	0	0	0	0	0
Jan 3	Arz	W	1/1	2	1	1	1.0	9.0	0	0	0	1	0	0
TOTALS			16/16	55	31	24	10.5	71.0	0	0	1	1	2	0

2020 Postseason (Los Angeles Rams)

Date	Opp	W/L	P/S	Tot	Sol	Ast	Sk	Yds	Int	Yds	PD	FF	FR	Yds
Jan 9	Phi	W	1/1	2	2	0	2.0	8.0	0	0	0	0	0	0
Jan 16	at GB	L	1/1	3	1	2	0.0	0.0	0	0	0	0	0	0
TOTALS			2/2	5	3	2	2.0	8.0	0	0	0	0	0	0

2021 (Los Angeles Rams)

Date	Opp	W/L	P/S	Tot	Sol	Ast	Sk	Yds	Int	Yds	PD	FF	FR	Yds
Sep 12	Chi	W	1/1	3	0	3	0.0	0.0	0	0	0	0	0	0
Sep 19	at Ind	W	1/1	6	2	4	1.0	9.0	0	0	0	0	0	0
Sep 26	TB	W	1/1	4	2	2	1.0	6.0	0	0	0	0	0	0
Oct 3	Arz	L	1/1	5	5	0	1.0	14.0	0	0	0	0	0	0
Oct 7	at Sea	W	1/1	5	3	2	0.0	0.0	0	0	0	0	0	0
Oct 17	at NYG	W	1/1	2	1	1	1.5	12.5	0	0	0	1	1	0
Oct 24	Det	W	1/1	7	3	4	0.0	0.0	0	0	0	0	0	0
Oct 31	at Hou	W	1/1	3	1	2	2.0	13.0	0	0	0	0	0	0
Nov 7	Ten	L	1/1	5	3	2	1.0	5.5	0	0	0	0	0	0
Nov 15	at SF	L	1/1	3	0	3	0.0	0.0	0	0	0	0	0	0
Nov 28	at GB	L	1/1	2	2	0	0.0	0.0	0	0	0	0	0	0
Dec 5	Jax	W	1/1	3	1	2	0.5	3.0	0	0	0	0	0	0
Dec 13	at Arz	W	1/1	8	5	3	0.0	0.0	1	11	2	0	0	0
Dec 21	Sea	W	1/1	2	1	1	1.0	2.0	0	0	1	0	0	0
Dec 26	at Min	W	1/1	4	3	1	0.0	0.0	0	0	0	0	0	0
Jan 2	at Bal	W	1/1	7	4	3	0.5	3.5	0	0	0	0	0	0
Jan 9	SF	L	1/1	1	1	0	0.0	0.0	0	0	0	0	0	0
TOTALS			17/17	70	37	33	9.5	68.5	1	11	3	1	1	0

2021 Postseason (Los Angeles Rams)

Date	Opp	W/L	P/S	Tot	Sol	Ast	Sk	Yds	Int	Yds	PD	FF	FR	Yds
Jan 17	Arz	W	1/1	3	2	1	0.0	0.0	0	0	0	0	0	0
Jan 23	at TB	W	1/1	4	2	2	1.0	9.0	0	0	0	0	0	0
Jan 30	SF	W	1/1	0	0	0	0.0	0.0	0	0	0	0	0	0
Feb 13	at Cin	W	1/1	5	4	1	1.0	8.0	0	0	0	0	0	0
TOTALS			4/4	12	8	4	2.0	17.0	0	0	0	0	0	0

2022 (Los Angeles Rams)


Date	Opp	W/L	P/S	Tot	Sol	Ast	Sk	Yds	Int	Yds	PD	FF	FR	Yds
Sep 8	Buf	L	1/1	3	2	1	0.0	0.0	0	0	0	0	1	0
Sep 18	Atl	W	1/1	1	1	0	0.0	0.0	0	0	0	0	0	0
Sep 25	at Arz	W	1/1	4	1	3	0.0	0.0	0	0	0	0	0	0
Oct 3	at SF	L	1/1	5	3	2	0.0	0.0	0	0	0	0	0	0
Oct 9	Dal	L	1/1	3	2	1	0.0	0.0	0	0	0	0	0	0
Oct 16	Car	W	1/1	4	1	3	0.0	0.0	0	0	0	0	0	0
Oct 30	SF	L	1/1	9	4	5	2.0	8.0	0	0	0	0	0	0
Nov 6	at TB	L	1/1	3	0	3	0.0	0.0	0	0	0	0	0	0
Nov 13	Arz	L	1/1	3	3	0	1.0	9.0	0	0	0	0	0	0
Nov 20	at NO	L	1/1	5	3	2	2.0	18.0	0	0	0	0	0	0
Nov 27	at KC	L	1/1	2	1	1	0.0	0.0	0	0	0	0	0	0
Dec 4	Sea	L	1/1	1	0	1	0.0	0.0	0	0	0	0	0	0
Dec 8	LV	W	1/1	2	0	2	0.0	0.0	0	0	0	0	0	0
Dec 19	at GB	L	1/1	5	3	2	2.0	18.0	0	0	0	0	0	0
Dec 25	Den	W	1/1	2	2	0	1.0	9.0	0	0	0	0	0	0
Jan 1	at LAC	L	1/1	2	1	1	0.0	0.0	0	0	0	0	0	0
Jan 8	at Sea	L	1/1	5	4	1	1.0	2.0	0	0	0	0	0	0
TOTALS			17/17	59	31	28	9.0	64.0	0	0	0	0	1	0

2023 (Buffalo)

Date	Opp	W/L	P/S	Tot	Sol	Ast	Sk	Yds	Int	Yds	PD	FF	FR	Yds
Sep 11	at NYJ	L	1/1	3	1	2	1.5	10.5	0	0	0	0	0	0
Sep 17	LV	W	1/1	2	1	1	0.0	0.0	0	0	0	0	0	0
Sep 24	at Was	W	1/1	3	2	1	2.0	7.0	0	0	0	0	0	0
Oct 1	Mia	W	1/1	2	1	1	0.0	0.0	0	0	0	0	0	0
Oct 8	Jax	L	1/1	2	2	0	2.0	14.0	0	0	0	1	0	0
Oct 15	NYG	W	1/1	2	2	0	1.0	3.0	0	0	0	0	0	0
Oct 22	at NE	L	1/1	0	0	0	0.0	0.0	0	0	0	0	0	0
Oct 26	TB	W	1/1	2	2	0	0.0	0.0	0	0	0	0	0	0
Nov 5	at Cin	L	1/1	1	0	1	0.5	2.5	0	0	0	0	0	0
Nov 13	Den	L	1/1	3	1	2	0.0	0.0	0	0	0	0	0	0
Nov 19	NYJ	W	1/1	4	3	1	2.5	20.0	0	0	0	0	0	0
Nov 26	at Phi	L	1/1	1	0	1	0.0	0.0	0	0	1	0	0	0
Dec 10	at KC	W	1/1	1	1	0	0.0	0.0	0	0	0	0	0	0
Dec 17	Dal	W	1/1	1	1	0	1.0	9.0	0	0	0	0	0	0
Dec 23	at LAC	W	1/1	2	2	0	0.0	0.0	0	0	0	0	0	0
Dec 31	NE	W	1/0	2	2	0	0.0	0.0	0	0	0	0	0	0
Jan 7	Mia	W	1/1	1	0	1	0.0	0.0	0	0	0	0	0	0
TOTALS			17/16	32	21	11	10.5	66.0	0	0	1	1	0	0

2023 Postseason (Buffalo)

Date	Opp	W/L	P/S	Tot	Sol	Ast	Sk	Yds	Int	Yds	PD	FF	FR	Yds
Jan 15	Pit	W	1/1	4	1	3	0.0	0.0	0	0	0	0	0	0
Jan 21	KC	L	1/1	0	0	0	0.0	0.0	0	0	0	0	0	0
TOTALS			2/2	4	1	3	0.0	0.0	0	0	0	0	0	0



KEVIN GIVENS

90

DL * 6-1 * 285 * PENN STATE

3.1.97 * NEWARK, NJ * 5TH YEAR * ACQUIRED FA IN '19

GOLDMINE

- Members of the 49ers defensive line spent time with 25 local youth from the Fam 1st Foundation at Shoe Palace for a special holiday shopping experience on December 16, 2019. The Fam 1st Foundation is based in Oakland and focuses on underserved youth, aiming to build new generations of innovative thinkers to create solutions for the future of Oakland and beyond.
- Givens participated in the 49ers Annual Community Day, helping pack more than 31,000 nutritious meals in collaboration with Feeding Children Anywhere. The meals, along with groceries and backpacks, were distributed to those most in need in East San Jose.

GIVENS' GOLDEN NUGGET

- 🍷 Was presented with the Jim O'Hora Award in 2018, which is presented annually to a defensive player on the Penn State football team for "exemplary conduct, loyalty, interest, attitude and improvement."



GIVENS' CAREER STATISTICS

YEAR	TEAM	GP	GS	TACKLES					INTERCEPTIONS				FUMBLES				
				TOT	SOL	AST	SACKS	YDS	INT	YDS	LG	TD	PD	FF	FR	YDS	
2019	SF	1	0	1	1	0	0.0	0.0	0	0	–	0	0	0	0	0	0
2020	SF	13	1	19	14	5	1.0	7.0	0	0	–	0	1	0	1	0	
2021	SF	13	0	17	7	10	0.0	0.0	0	0	–	0	0	1	0	0	
2022	SF	13	11	20	11	9	2.0	15.0	0	0	–	0	1	0	0	0	
2023	SF	17	1	23	13	10	1.5	12.0	0	0	–	0	1	0	1	0	
TOTALS		57	13	80	46	34	4.5	34.0	0	0	–	0	3	1	2	0	

PLAYOFFS

YEAR	TEAM	GP	GS	TACKLES					INTERCEPTIONS				FUMBLES			
				TOT	SOL	AST	SACKS	YDS	INT	YDS	LG	TD	PD	FF	FR	YDS
2019	SF	0	0	0	0	0	0.0	0.0	0	0	–	0	0	0	0	0
2021	SF	3	0	6	1	5	0.5	0.5	0	0	–	0	1	0	0	0
2022	SF	3	0	4	2	2	0.0	0.0	0	0	–	0	0	0	0	0
2023	SF	3	0	2	2	0	0.0	0.0	0	0	–	0	0	0	0	0
TOTALS		9	0	12	5	7	0.5	0.5	0	0	–	0	1	0	0	0

Milestones:

NFL Debut: at Sea. (12/29/19); **First Start:** at LAR (11/29/20); **First Sack:** Regular Season – at NE (10/25/20 – QB Jarrett Stidham); Postseason – at Dal. (1/16/22 – QB Dak Prescott) **First FR:** Regular Season – at LAR (11/29/20 – RB Malcolm Brown); **First FF:** Regular Season – vs. Min. (11/28/21 – RB Dalvin Cook)

GIVENS' CAREER HIGHS

Total Tackles: Regular Season – 4 vs. Sea. (9/18/22); Postseason – 4 at Dal. (1/16/22) **Sacks:** Regular Season – 1.0 (3 times) Last at Arz. (11/21/22); Postseason – 0.5 at Dal. (1/16/22)
Solo: Regular Season – 3 (3 times) Last vs. Sea. (9/18/22); Postseason – 1 (4 times) Last at Phi. (1/29/23) **Fumble Recoveries:** Regular Season – 1 (2 times) Last at Cle. (10/15/23)
Assists: Regular Season – 3 at Ten. (12/23/21); Postseason – 3 at Dal. (1/16/22) **Forced Fumbles:** Regular Season – 1 vs. Min. (11/28/21)
Passes Defensed: Regular Season – 1 (3 times) Last at Phi. (12/3/23); Postseason – 1 at Dal. (1/16/22)

GIVENS' TRANSACTIONS

Originally signed as an undrafted free agent by SF on 5/3/19...Waived by SF on 8/31/19...Signed to SF practice squad on 9/1/19...Promoted to SF active roster on 12/28/19...Granted a roster exemption on 12/12/20...Roster exemption lifted on 12/17/20...Placed on the Injured Reserve List on 9/25/21...Activated from the Injured Reserve List on 10/30/21...Re-Signed with SF on a one-year deal on 3/10/22...Signed a one-year extension with SF through 2023 on 3/13/23.

2023

- Appeared in 17 games (1 start) and registered 23 tackles, 1.5 sacks, 1 PD and 1 FR. Also appeared in all 3 postseason games and registered 2 tackles.
- Registered 1 tackle and a 0.5 sack of Seahawks QB Geno Smith at Sea. (11/23), giving him 1.5 this season and 4.5 in his career.

2022

- Appeared in 13 games (11 starts) and tallied 20 tackles, 2.0 sacks and 1 PD. Also appeared in all 3 postseason games and recorded 4 tackles.
- Registered 3 tackles and 1.0 sack at Den. (9/25).
- Registered 2 tackles and a 9-yd. sack of Cardinals QB Colt McCoy at Arz. (11/21). The sack marked his 2nd of the season and the 3rd of his career.

2021

- Appeared in 13 games and tallied 17 tackles and 1 FF. Also appeared in all 3 postseason games and notched 6 tackles, 0.5 sack and 1 PD.
- Registered 2 tackles and 1 FF of Vikings RB Dalvin Cook vs. Min. (11/28), marking the first FF of his career.
- Tallied 4 tackles and 0.5 sack at Dal. (1/16/22 - NFC-WC), marking his first 0.5 sack of his postseason career.

2020

- Appeared in 13 games (1 start) and recorded career-highs in tackles (19), sacks (1.0), PDs (1) and FRs (1).
- Sacked Patriots QB Jarrett Stidham for a 7-yd. loss at NE (10/25), his 1st career sack.
- Recovered a Rams RB Malcolm Brown fumble at LAR (11/29), marking the 1st FR of his career.

2019

- Spent a majority of the season on the practice squad before being promoted to the active roster on 12/28.

COLLEGE

In four years at Penn State (2015-18), appeared in 39 games (22 starts) and finished with 82 tackles, 21.5 TFLs, 13.0 sacks, 4 PDs, 3 FRs and 1 FF. Made 12 starts as a junior in 2018, where he registered 33 tackles, 10.5 TFLs, 5.0 sacks and 1 PD. In 2017, appeared in 13 games (4 starts) and recorded 23 tackles, 4 TFLs, 3.5 sacks, 2 PDs, 1 FF and 1 FR. As a freshman in 2016, appeared in 14 games (6 starts) and registered 26 tackles, 7 TFLs, 4.5 sacks, 2 FRs and 1 PD.

PERSONAL

- Attended Altoona (PA) Area HS.
- Majored in criminology at Penn State.
- Born Kevin Rashawn Givens (3/1/97) in Newark, NJ.

INJURY REPORT

- 2021:** Placed on the Injured Reserve List on 9/25 with an ankle injury.
- 2022:** Inactive 4 games [at Sea. (12/15), vs. Was. (12/24), at LV (1/1/23) and vs. Arz. (1/8/23)] with a knee injury.

GIVENS' GAME-BY-GAME

2019													
Date	Opp	W/L	P/S	Tot	Sol	Ast	Sk	Yds	Int	Yds	PD	FF	FR Yds
SIGNED TO SF PRACTICE SQUAD ON 9/1													
Sep 8	at TB	W	—	PRACTICE SQUAD			—	—	—	—	—	—	—
Sep 15	at Cin	W	—	PRACTICE SQUAD			—	—	—	—	—	—	—
Sep 22	Pit	W	—	PRACTICE SQUAD			—	—	—	—	—	—	—
Oct 7	Cle	W	—	PRACTICE SQUAD			—	—	—	—	—	—	—
Oct 13	at LAR	W	—	PRACTICE SQUAD			—	—	—	—	—	—	—
Oct 20	at Was	W	—	PRACTICE SQUAD			—	—	—	—	—	—	—
Oct 27	Car	W	—	PRACTICE SQUAD			—	—	—	—	—	—	—
Oct 31	at Arz	W	—	PRACTICE SQUAD			—	—	—	—	—	—	—
Nov 11	Sea	L	—	PRACTICE SQUAD			—	—	—	—	—	—	—
Nov 17	Arz	W	—	PRACTICE SQUAD			—	—	—	—	—	—	—
Nov 24	GB	W	—	PRACTICE SQUAD			—	—	—	—	—	—	—
Dec 1	at Bal	L	—	PRACTICE SQUAD			—	—	—	—	—	—	—
Dec 8	at NO	W	—	PRACTICE SQUAD			—	—	—	—	—	—	—
Dec 15	Atl	L	—	PRACTICE SQUAD			—	—	—	—	—	—	—
Dec 21	LAR	W	—	PRACTICE SQUAD			—	—	—	—	—	—	—
PROMOTED TO SF ACTIVE ROSTER ON 12/28													
Dec 29	at Sea	W	1/0	1	1	0	0.0	0.0	0	0	0	0	0
TOTALS			1/0	1	1	0	0.0	0.0	0	0	0	0	0

2019 Postseason													
Date	Opp	W/L	P/S	Tot	Sol	Ast	Sk	Yds	Int	Yds	PD	FF	FR Yds
Jan 11	Min	W	—	—INACTIVE			—	—	—	—	—	—	—
Jan 19	GB	W	—	—INACTIVE			—	—	—	—	—	—	—
Feb 2	at KC	L	—	—INACTIVE			—	—	—	—	—	—	—
TOTALS			0/0	0	0	0	0.0	0.0	0	0	0	0	0

2020													
Date	Opp	W/L	P/S	Tot	Sol	Ast	Sk	Yds	Int	Yds	PD	FF	FR Yds
Sep 13	Arz	L	1/0	1	1	0	0.0	0.0	0	0	0	0	0
Sep 20	at NYJ	W	1/0	1	1	0	0.0	0.0	0	0	0	0	0
Sep 27	at NYG	W	1/0	1	1	0	0.0	0.0	0	0	0	0	0
Oct 4	Phi	L	1/0	1	1	0	0.0	0.0	0	0	0	0	0
Oct 11	Mia	L	1/0	2	1	1	0.0	0.0	0	0	0	0	0
Oct 18	LAR	W	1/0	1	0	1	0.0	0.0	0	0	0	0	0
Oct 25	at NE	W	1/0	2	1	1	1.0	7.0	0	0	0	0	0
Nov 1	at Sea	L	1/0	1	1	0	0.0	0.0	0	0	0	0	0
Nov 5	GB	L	1/0	1	1	0	0.0	0.0	0	0	0	0	0
Nov 15	at NO	L	1/0	0	0	0	0.0	0.0	0	0	0	0	0
Nov 29	at LAR	W	1/1	3	2	1	0.0	0.0	0	0	0	0	1
Dec 7	Buf	L	1/0	3	3	0	0.0	0.0	0	0	1	0	0
Dec 13	Was	L	—	—ROSTER EXEMPTION			—	—	—	—	—	—	—
Dec 20	at Dal	L	1/0	2	1	1	0.0	0.0	0	0	0	0	0
Dec 26	at Arz	W	—	—INACTIVE			—	—	—	—	—	—	—
Jan 3	Sea	L	—	—INACTIVE			—	—	—	—	—	—	—
TOTALS			13/1	19	14	5	1.0	7.0	0	0	1	0	1

2021													
Date	Opp	W/L	P/S	Tot	Sol	Ast	Sk	Yds	Int	Yds	PD	FF	FR Yds
Sep 12	at Det	W	1/0	1	0	1	0.0	0.0	0	0	0	0	0
Sep 19	at Phi	W	1/0	0	0	0	0.0	0.0	0	0	0	0	0
PLACED ON INJURED RESERVE (Ankle) ON 9/25													
Sep 26	GB	L	—	—INJURED RESERVE (Ankle)			—	—	—	—	—	—	—
Oct 3	Sea	L	—	—INJURED RESERVE (Ankle)			—	—	—	—	—	—	—
Oct 10	at Arz	L	—	—INJURED RESERVE (Ankle)			—	—	—	—	—	—	—
Oct 24	Ind	L	—	—INJURED RESERVE (Ankle)			—	—	—	—	—	—	—
ACTIVATED FROM INJURED RESERVE ON 10/30													
Oct 31	at Chi	W	1/0	1	1	0	0.0	0.0	0	0	0	0	0
Nov 7	Arz	L	1/0	2	1	1	0.0	0.0	0	0	0	0	0
Nov 15	LAR	W	1/0	1	1	0	0.0	0.0	0	0	0	0	0
Nov 21	at Jax	W	1/0	1	1	0	0.0	0.0	0	0	0	0	0
Nov 28	Min	W	1/0	2	1	1	0.0	0.0	0	0	0	1	0
Dec 5	at Sea	L	1/0	0	0	0	0.0	0.0	0	0	0	0	0
Dec 12	at Cin	W	1/0	1	1	0	0.0	0.0	0	0	0	0	0
Dec 19	Atl	W	1/0	1	0	1	0.0	0.0	0	0	0	0	0
Dec 23	at Ten	L	1/0	3	0	3	0.0	0.0	0	0	0	0	0
Jan 2	Hou	W	1/0	2	0	2	0.0	0.0	0	0	0	0	0
Jan 9	at LAR	W	1/0	2	1	1	0.0	0.0	0	0	0	0	0
TOTALS			13/0	17	7	10	0.0	0.0	0	0	0	1	0

2021 Postseason													
Date	Opp	W/L	P/S	Tot	Sol	Ast	Sk	Yds	Int	Yds	PD	FF	FR Yds
Jan 16	at Dal	W	1/0	4	1	3	0.5	0.5	0	0	1	0	0
Jan 22	at GB	W	1/0	0	0	0	0.0	0.0	0	0	0	0	0
Jan 30	at LAR	L	1/0	2	0	2	0.0	0.0	0	0	0	0	0
TOTALS			3/0	6	1	5	0.5	0.5	0	0	1	0	0

2022													
Date	Opp	W/L	P/S	Tot	Sol	Ast	Sk	Yds	Int	Yds	PD	FF	FR Yds
Sep 11	at Chi	L	1/0	0	0	0	0.0	0.0	0	0	0	0	0
Sep 18	Sea	W	1/0	4	3	1	0.0	0.0	0	0	0	0	0
Sep 25	at Den	L	1/1	3	1	2	1.0	6.0	0	0	0	0	0
Oct 3	LAR	W	1/1	3	1	2	0.0	0.0	0	0	1	0	0
Oct 9	at Car	W	1/1	1	1	0	0.0	0.0	0	0	0	0	0
Oct 16	at Atl	L	1/1	1	1	0	0.0	0.0	0	0	0	0	0
Oct 23	KC	L	1/1	1	1	0	0.0	0.0	0	0	0	0	0
Oct 30	at LAR	W	1/1	1	0	1	0.0	0.0	0	0	0	0	0
Nov 13	LAC	W	1/1	2	0	2	0.0	0.0	0	0	0	0	0
Nov 21	at Arz	W	1/1	2	2	0	1.0	9.0	0	0	0	0	0
Nov 27	NO	W	1/1	1	0	1	0.0	0.0	0	0	0	0	0
Dec 4	Mia	W	1/1	1	1	0	0.0	0.0	0	0	0	0	0
Dec 11	TB	W	1/1	0	0	0	0.0	0.0	0	0	0	0	0
Dec 15	at Sea	W	—	—INACTIVE (Knee)			—	—	—	—	—	—	—
Dec 24	Was	W	—	—INACTIVE (Knee)			—	—	—	—	—	—	—
Jan 1	at LV	W	—	—INACTIVE (Knee)			—	—	—	—	—	—	—
Jan 8	Arz	W	—	—INACTIVE (Knee)			—	—	—	—	—	—	—
TOTALS			13/11	20	11	9	2.0	15.0	0	0	1	0	0

2022 Postseason													
Date	Opp	W/L	P/S	Tot	Sol	Ast	Sk	Yds	Int	Yds	PD	FF	FR Yds
Jan 14	Sea	W	1/0	1	1	0	0.0	0.0	0	0	0	0	0
Jan 22	Dal	W	1/0	1	0	1	0.0	0.0	0	0	0	0	0
Jan 29	at Phi	L	1/0	2	1	1	0.0	0.0	0	0	0	0	0
TOTALS			3/0	4	2	2	0.0	0.0	0	0	0	0	0

GIVENS' GAME-BY-GAME

2023

Date	Opp	W/L	P/S	Tot	Sol	Ast	Sk	Yds	Int	Yds	PD	FF	FR	Yds
Sep 10	at Pit	W	1/0	0	0	0	0.0	0.0	0	0	0	0	0	0
Sep 17	at LAR	W	1/0	0	0	0	0.0	0.0	0	0	0	0	0	0
Sep 21	NYG	W	1/0	0	0	0	0.0	0.0	0	0	0	0	0	0
Oct 1	Arz	W	1/0	1	1	0	0.0	0.0	0	0	0	0	0	0
Oct 8	Dal	W	1/0	2	1	1	1.0	8.0	0	0	0	0	1	0
Oct 15	at Cle	L	1/0	4	2	2	0.0	0.0	0	0	0	0	0	0
Oct 23	at Min	L	1/0	1	1	0	0.0	0.0	0	0	0	0	0	0
Oct 29	Cin	L	1/0	1	0	1	0.0	0.0	0	0	0	0	0	0
Nov 12	at Jax	W	1/0	0	0	0	0.0	0.0	0	0	0	0	0	0
Nov 19	TB	W	1/0	0	0	0	0.0	0.0	0	0	0	0	0	0
Nov 23	at Sea	W	1/0	1	0	1	0.5	4.0	0	0	0	0	0	0
Dec 3	at Phi	W	1/0	0	0	0	0.0	0.0	0	0	1	0	0	0
Dec 10	Sea	W	1/0	2	1	1	0.0	0.0	0	0	0	0	0	0
Dec 17	at Arz	W	1/1	4	4	0	0.0	0.0	0	0	0	0	0	0
Dec 25	Bal	L	1/0	3	1	2	0.0	0.0	0	0	0	0	0	0
Dec 31	at Was	W	1/0	1	0	1	0.0	0.0	0	0	0	0	0	0
Jan 7	LAR	L	1/0	3	2	1	0.0	0.0	0	0	0	0	0	0
TOTALS			17/1	23	13	10	1.5	12.0	0	0	1	0	1	0

2023 Postseason

Date	Opp	W/L	P/S	Tot	Sol	Ast	Sk	Yds	Int	Yds	PD	FF	FR	Yds
Jan 20	GB	W	1/0	0	0	0	0.0	0.0	0	0	0	0	0	0
Jan 28	Det	W	1/0	0	0	0	0.0	0.0	0	0	0	0	0	0
Feb 11	at KC	L	1/0	2	2	0	0.0	0.0	0	0	0	0	0	0
TOTALS			3/0	2	2	0	0.0	0.0	0	0	0	0	0	0



JALEN GRAHAM

50

LB * 6-3 * 220 * PURDUE

1.11.01 * DETROIT, MI * 2ND YEAR * ACQUIRED D-7C IN '23

GOLDMINE

- Became the third 49ers draft pick out of Purdue in the last 50 years. He is also the second Purdue LB in franchise history, the first being Keena Turner who won four Super Bowls with San Francisco after being selected in the second-round of the 1980 NFL Draft.



GRAHAM'S GOLDEN NUGGETS

- Despite playing QB in high school, his only scholarship offers were to play S due to his 6'2", 207-pound frame as a senior.
- Went viral while at Cass Tech (Detroit, MI) HS after completing a game-winning Hail Mary on 4th-and-27 in the second game of his senior season (2018).

GRAHAM'S CAREER STATISTICS

YEAR	TEAM	GP	GS	TACKLES			SACKS	YDS	INT	YDS	INTERCEPTIONS		PD	FUMBLES		
				TOT	SOL	AST					LG	TD		FF	FR	YDS
2023	SF	4	0	0	0	0	0.0	0.0	0	0	–	0	0	0	0	0
TOTALS		4	0	0	0	0	0.0	0.0	0	0	–	0	0	0	0	0

PLAYOFFS

YEAR	TEAM	GP	GS	TACKLES			SACKS	YDS	INT	YDS	INTERCEPTIONS		PD	FUMBLES		
				TOT	SOL	AST					LG	TD		FF	FR	YDS
2023	SF	0	0	0	0	0	0.0	0.0	0	0	–	0	0	0	0	0
TOTALS		0	0	0	0	0	0.0	0.0	0	0	–	0	0	0	0	0

Additional Statistics:

Special Teams Tackles – 1: 2023 (1)

Milestones:

NFL Debut: vs. Sea. (12/10/23)

GRAHAM'S TRANSACTIONS

Originally the third of three 7th-round (255th overall) draft choices by SF in 2023.

2023

- Appeared in 4 games as a rookie.

COLLEGE

- Appeared in 38 games (35 starts) in four years (2019-22) at Purdue and registered 169 tackles, 16 PDs, 12.5 TFLs, 3 INTs, 3 FFs, 2 FRs and 2.0 sacks. In 2022 as a senior, started 9 games and notched 52 tackles, 6 PDs, 5.0 TFLs, 1.0 sacks, 1 INT and 1 FF, earning All-Big Ten honorable mention honors. In 2021 as a junior, started all 13 games and tallied 64 tackles, 9 PDs, 4.0 TFLs, 2 INTs, 1 FF and 1.0 sacks, earning All-Big Ten honorable mention honors. As a sophomore in 2020, started 5 games and registered 16 tackles, 2 FR and 1 FF. As a freshman in 2019, appeared in 11 games (8 starts) and registered 37 tackles, 2.5 TFLs and 1 PD.

PERSONAL

- Attended Cass Tech (Detroit, MI) HS where he was a 3-star prospect by ESPN.com, Rivals and 247Sports.
- Majored in selling & sells management at Purdue.
- Born Jalen A. Graham (1/11/01) in Detroit, MI.

GRAHAM'S GAME-BY-GAME

2023

Date	Opp	W/L	P/S	Tot	Sol	Ast	Sk	Yds	Int	Yds	PD	FF	FR	Yds
Sep 10	at Pit	W	-	-	-	-	-	-	-	-	-	-	-	-
Sep 17	at LAR	W	-	-	-	-	-	-	-	-	-	-	-	-
Sep 21	NYG	W	-	-	-	-	-	-	-	-	-	-	-	-
Oct 1	Arz	W	-	-	-	-	-	-	-	-	-	-	-	-
Oct 8	Dal	W	-	-	-	-	-	-	-	-	-	-	-	-
Oct 15	at Cle	L	-	-	-	-	-	-	-	-	-	-	-	-
Oct 23	at Min	L	-	-	-	-	-	-	-	-	-	-	-	-
Oct 29	Cin	L	-	-	-	-	-	-	-	-	-	-	-	-
Nov 12	at Jax	W	-	-	-	-	-	-	-	-	-	-	-	-
Nov 19	TB	W	-	-	-	-	-	-	-	-	-	-	-	-
Nov 23	at Sea	W	-	-	-	-	-	-	-	-	-	-	-	-
Dec 3	at Phi	W	-	-	-	-	-	-	-	-	-	-	-	-
Dec 10	Sea	W	1/0	0	0	0	0.0	0.0	0	0	0	0	0	0
Dec 17	at Arz	W	1/0	0	0	0	0.0	0.0	0	0	0	0	0	0
Dec 25	Bal	L	1/0	0	0	0	0.0	0.0	0	0	0	0	0	0
Dec 31	at Was	W	-	-	-	-	-	-	-	-	-	-	-	-
Jan 7	LAR	L	1/0	0	0	0	0.0	0.0	0	0	0	0	0	0
TOTALS			4/0	0	0	0	0.0	0.0	0	0	0	0	0	0

2023 Postseason

Date	Opp	W/L	P/S	Tot	Sol	Ast	Sk	Yds	Int	Yds	PD	FF	FR	Yds
Jan 20	GB	W	-	-	-	-	-	-	-	-	-	-	-	-
Jan 28	Det	W	-	-	-	-	-	-	-	-	-	-	-	-
Feb 11	at KC	L	-	-	-	-	-	-	-	-	-	-	-	-
TOTALS			0/0	0	0	0	0.0	0.0	0	0	0	0	0	0



DANNY GRAY

6

WR * 6-0 * 200 * SOUTHERN METHODIST

4.1.99 * DALLAS, TX * 3RD YEAR * ACQUIRED D-3B IN '22

GOLDMINE

- Gray and former teammate CB Qwuantrezz Knight threw out ceremonial first pitches at an Oakland Athletics game over the final weekend of the 2022 offseason. The game served as a welcoming for the rookie duo to the Bay Area prior to the start of training camp. The A's went on to beat the Texas Rangers, 3-1, that evening.



GRAY'S GOLDEN NUGGETS

- Also played basketball and competed in track & field at James Madison (Dallas, TX) HS, where he won state championships in the 100-meter dash and 4x100-meter relay.
- Was invited to and played in the 2022 Reese's Senior Bowl in Mobile, AL.
- Attended Blinn College for his freshman and sophomore years of college, prior to transferring to Southern Methodist. Chose the Mustangs in order to play his final two collegiate seasons in his hometown.

- Gray has always possessed great speed. He earned his nickname "missile" at the age of 5 and was a track & field standout in addition to excelling on the basketball court and football field at James Madison (Dallas, TX) HS. That speed impressed scouts at the 2022 NFL Combine as Gray registered the fourth-fastest time (4.33) produced by a WR at the event.
- Draft day was a very emotional experience for Gray, who grew up in a single-parent home. "I grew up in a seven-person household. Mom worked as a nurse. She was a single parent doing the best that she could to take care of me and all my other siblings," Gray said. "She worked 16-hour shifts, 22-hour shifts, I feel like I owe her my life... I know I'm gonna cry no matter how tough I try to be," Gray said prior to the event. "I'm gonna be a crybaby on that day. Every tear, it exemplifies, man, I've been through this, I've been through that, but I kept going." Gray faced his fair share of adversity on his road to the NFL. He missed the majority of his freshman year of high school due to having to care for his younger siblings. An obstacle that made him initially ineligible to play DI football, forgo a scholarship at the University of Missouri and enroll in junior college. Gray pushed through and piggybacked on success at Blinn College and Southern Methodist all the way to the NFL. "It felt impossible and I just turned the impossible into possible," Gray said looking back on the journey that brought him to where he is today.

GRAY'S CAREER STATISTICS

YEAR	TEAM	GP	GS	NO	RECEIVING				RUSHING				
					YDS	AVG	LG	TD	ATT	YDS	AVG	LG	TD
2022	SF	13	0	1	10	10.0	10	0	1	9	9.0	9	0
2023	SF	–	–	–	–INJURED RESERVE (Shoulder)				–	–	–	–	–
TOTALS		13	0	1	10	10.0	10	0	1	9	9.0	9	0

PLAYOFFS

YEAR	TEAM	GP	GS	NO	RECEIVING				RUSHING				
					YDS	AVG	LG	TD	ATT	YDS	AVG	LG	TD
2022	SF	3	0	0	0	–	–	0	0	0	–	–	0
2023	SF	–	–	–	–INJURED RESERVE (Shoulder)				–	–	–	–	–
TOTALS		3	0	0	0	–	–	0	0	0	–	–	0

Additional Statistics:

Special Teams Tackles – 1: 2022 (1); **Postseason – 1:** 2022 (1)

Milestones:

NFL Debut: vs. Sea. (9/18/22); **First Reception:** vs. TB (12/11/22 – 10–yd. pass from QB Josh Johnson)

GRAY'S CAREER HIGHS

Receptions: Regular Season – 1 vs. TB (12/11/22)

Receiving Yards: Regular Season – 10 vs. TB (12/11/22)

Long Reception: Regular Season – 10 vs. TB (12/11/22)

Rushes: Regular Season – 1 at LV (1/1/23)

Rushing Yards: Regular Season – 9 at LV (1/1/23)

Long Rush: Regular Season – 9 at LV (1/1/23)

GRAY'S TRANSACTIONS

Originally the second of two 3rd–round (105th overall) draft choices by SF in 2022...Placed on the Injured Reserve List on 8/30/23.

2023

- Spent the 2023 season on the Injured Reserve List with a shoulder injury.

2022

- Appeared in 13 games and registered a 10-yd. recept. and a 9-yd. rush as well as 1 tackle on special teams. Also appeared in 3 post-season games where he posted 1 tackle on special teams.

COLLEGE

Started all 18 games he appeared in two years (2020-21) at Southern Methodist and registered 72 receipts. for 1,251 rec. yds. and 13 TDs. As a senior in 2021, appeared in 10 games and registered 49 receipts. for 803 yds. and 9 TDs. Named First-Team All-AAC. As a junior in 2020, started all 8 games he appeared in and tallied 33 receipts. for 448 yds. and 4 TDs in addition to 3 rushes for 30 yds. and 2 TDs as well as 9 KR for 180 yds. Transferred to SMU from Blinn (Brenham, TX) College. Appeared in all 9 games as a sophomore in 2019 at Blinn, and recorded 54 receipts. for 877 yds. and 8 TDs. Earned First-Team All-SWJCFC honors. As a freshman in 2018 at Blinn, registered 15 receipts. for 409 yds. and 6 TDs.

PERSONAL

- Earned all-district and all-state honors at James Madison (Dallas, TX) HS in 2015 and 2016. Named district MVP in 2014.
- Born Daniel Gray (4/1/99) in Ruston, LA.

INJURY REPORT

- 2022:** Inactive vs. LAR (10/3) with a hip injury.
- 2023:** Placed on the Injured Reserve List on 8/30 with a shoulder injury.

GRAY'S GAME-BY-GAME

2022

Date	Opp	W/L	P/S	Rec	Yds	Avg	Lg	TD
Sep 11	at Chi	L	—	—	INACTIVE	—	—	—
Sep 18	Sea	W	1/0	0	0	—	—	0
Sep 25	at Den	L	1/0	0	0	—	—	0
Oct 3	LAR	W	—	—	INACTIVE	—	—	—
Oct 9	at Car	W	1/0	0	0	—	—	0
Oct 16	at Atl	L	—	—	INACTIVE	—	—	—
Oct 23	KC	L	1/0	0	0	—	—	0
Oct 30	at LAR	W	1/0	0	0	—	—	0
Nov 13	LAC	W	—	—	DID NOT PLAY	—	—	—
Nov 21	at Arz	W	1/0	0	0	—	—	0
Nov 27	NO	W	1/0	0	0	—	—	0
Dec 4	Mia	W	1/0	0	0	—	—	0
Dec 11	TB	W	1/0	1	10	10.0	10	0
Dec 15	at Sea	W	1/0	0	0	—	—	0
Dec 24	Was	W	1/0	0	0	—	—	0
Jan 1	at LV	W	1/0	0	0	—	—	0
Jan 8	Arz	W	1/0	0	0	—	—	0
TOTALS			13/0	1	10	10.0	10	0

2022 Postseason

Date	Opp	W/L	P/S	Rec	Yds	Avg	Lg	TD
Jan 14	Sea	W	1/0	0	0	—	—	0
Jan 22	Dal	W	1/0	0	0	—	—	0
Jan 29	at Phi	L	1/0	0	0	—	—	0
TOTALS			3/0	0	0	—	—	0



DRE GREENLAW

57

LB * 6-0 * 230 * ARKANSAS

5.25.97 * FAYETTEVILLE, AR * 6TH YEAR * ACQUIRED D-5 IN '19

AWARDS & HONORS

2019: PFWA All-Rookie Team, Thomas Herrion Memorial Award

GOLDMINE

- Since he was eight years old, Greenlaw had been living in group homes and shelters across Arkansas. Six years later, he met Brian Early, who was the defensive coach at Fayetteville High, while Greenlaw was getting treatment for an injury he suffered in football practice. After learning about Dre's situation, Brian and his wife, Nanci, began spending more time with him, and soon he became like a son. When they were informed that his group home was going to be shut down, they invited Dre to live with them and their two daughters,



AJ and Camryn. The family later made his adoption official shortly after Greenlaw turned 21. "Even though it wasn't legal until July, he's always been my son," said Brian. "He's felt the same way. We're Mom and Dad to him. It's a pretty special relationship."

GREENLAW'S GOLDEN NUGGETS

- In 2019, named the recipient of the 49ers Thomas Herrion Memorial Award, which was established in 2005 by 49ers owners Denise and John York and is presented to a rookie or first-year player who best represents the dream of Thomas Herrion. The recipient has taken advantage of every opportunity, turned it into a positive situation and made their dream turn into a reality. The award is voted on by the coaches.
- During the 2019 offseason, Greenlaw spoke to a crowd of nearly 30 Santa Clara foster youth who were honored at Levi's Stadium for graduating from High School, obtaining a GED, earning a Vocational Program Certificate, Associate Degree, Bachelor and/or a Master Degree in the 2018-2019 academic year. A former foster child, Greenlaw addressed the crowd saying, "I can survive anything. Once you get that mindset, which I know you guys have. it's just the beginning."
- Was named team captain in 2018 at Arkansas after week four of the season.
- Participated in track & field at Fayetteville (AR) HS, in addition to football.

GOLDMINE (CONTINUED)

- NFL players had the opportunity to participate in the NFL's annual My Cause, My Cleats campaign during Week 14 of the 2019 season. Greenlaw and his teammates represented their respective causes with custom-designed cleats in an effort to raise awareness and funding. Greenlaw represented the Bill Wilson Center and said, "I play for foster youth like me."



GOLDMINE (CONTINUED)

- During the 2022 offseason, Greenlaw and his fellow linebackers, Azeez Al-Shaair and Fred Warner, were invited to throw out the first pitch at a San Francisco Giants game. The trio took a few swings at batting practice and mingled with Giants players prior to throwing out ceremonial first pitches and cheering on the hometown team.



- The 49ers LBs welcomed eight foster youth from Unity Care to Levi's Stadium in December of 2019. This group received gifts and much needed resources, like bedding and new shoes, this holiday season. The linebackers chose to support foster youth to honor Greenlaw, who is a former foster youth.



- Took part in the 49ers Annual Community Day, helping pack more than 31,000 nutritious meals in collaboration with Feeding Children Anywhere. The meals, along with groceries and backpacks, were distributed to those most in need in East San Jose.



- During the 2019 offseason, members of the 49ers took part in the Second Annual Picnic on the Field, located on the Levi's Stadium field. Greenlaw and his teammates spent the day taking pictures with fans, who enjoyed music, food and games in support of the 49ers Foundation. The foundation, in conjunction with NFL Huddle for 100, partnered with Amazon to fill 1,000 backpacks full of school supplies. Fans and players joined together to assemble the packs, which were distributed throughout the community to children in need.



- Prior to Week 2's matchup in Cincinnati during the 2019 season, the 49ers spent time in Youngstown, OH, where they participated in the Community Blitz. Greenlaw and some of his teammates joined the students at Williamson Elementary School to talk about inclusion and anti-bullying. The players spoke at an assembly before helping the kids write compliment cards and discuss how to be kind to one another.



GREENLAW'S CAREER STATISTICS

YEAR	TEAM	GP	GS	TACKLES					INTERCEPTIONS					FUMBLES		
				TOT	SOL	AST	SACKS	YDS	INT	YDS	LG	TD	PD	FF	FR	YDS
2019	SF	16	11	87	62	25	1.0	19.0	1	47	47	0	2	0	0	0
2020	SF	13	11	83	59	24	1.0	8.0	0	0	–	0	1	0	0	0
2021	SF	3	2	21	10	11	0.0	0.0	1	39	39t	1	1	0	0	0
2022	SF	15	15	127	82	45	0.0	0.0	1	0	0	0	6	2	2	23
2023	SF	15	15	123	78	45	1.5	4.5	0	0	–	0	4	0	0	0
TOTALS		62	54	441	291	150	3.5	31.5	3	86	47	1	14	2	2	23

PLAYOFFS

YEAR	TEAM	GP	GS	TACKLES					INTERCEPTIONS					FUMBLES		
				TOT	SOL	AST	SACKS	YDS	INT	YDS	LG	TD	PD	FF	FR	YDS
2019	SF	3	3	14	10	4	0.0	0.0	0	0	–	0	0	1	0	0
2021	SF	3	3	14	8	6	0.0	0.0	0	0	–	0	0	0	1	0
2022	SF	3	3	26	17	9	0.0	0.0	0	0	–	0	1	0	0	0
2023	SF	3	3	18	9	9	0.0	0.0	2	25	18	0	2	0	0	0
TOTALS		12	12	72	44	28	0.0	0.0	2	25	18	0	3	1	1	0

Additional Statistics:

Special Teams Tackles – 9: 2019 (5); 2020 (4)

Milestones:

NFL Debut: at TB (9/8/19); **First Start:** at TB (9/8/19); **First Sack:** Regular Season – at Arz. (10/31/19 – QB Kyler Murray); **First INT:** Regular Season – vs. Sea. (11/11/19 – QB Russell Wilson); Postseason – 2 times vs. GB (1/20/24 – QB Jordan Love); **First FF:** Regular Season – at Arz. (11/21/22 – RB James Conner); Postseason – vs. Min. (1/11/20 – RB Dalvin Cook); **First INT Returned for a TD:** Regular Season – at Det. (9/12/21 – QB Jared Goff); **First FR:** Regular Season – vs. NO (11/27/22 – RB Alvin Kamara); Postseason – at GB (1/22/22 – TE Marcedes Lewis); **First FR Returned For a TD:** Regular Season – vs. Mia. (12/4/22 – QB Tua Tagovailoa)

GREENLAW'S CAREER HIGHS

Total Tackles: Regular Season – 15 (2 times) Last vs. TB (12/11/22); Postseason – 11 vs. Sea. (1/14/23)
Solo: Regular Season – 12 vs. LAR (10/3/22); Postseason – 8 vs. Sea. (1/14/23)
Assists: Regular Season – 7 at LAR (1/9/22); Postseason – 4 at Phi (1/29/23)
Sacks: Regular Season – 1.0 (3 times) Last vs. Dal. (10/8/23)
Interceptions: Regular Season – 1 (3 times) Last vs. TB (12/11/22); Postseason – 2 vs. GB (1/20/24)
Interception Returned For TD: Regular Season – 1 at Det. (9/12/21)

Interception Yards: Regular Season – 47 vs. Sea. (11/11/19)
Long Interception Return: Regular Season – 47 vs. Sea. (11/11/19)
Passes Defensed: Regular Season – 2 at Sea. (12/15/22); Postseason – 1 vs. Dal. (1/22/23)
Forced Fumbles: Regular Season – 1 (2 times) Last at Sea. (12/15/22); Postseason – 1 vs. Min. (1/11/20)
Fumble Recoveries: Regular Season – 1 (2 times) Last vs. Mia. (12/4/22); Postseason – 1 at GB (1/22/22)
Fumble Recoveries Returned For a TD: Regular Season – 1 vs. Mia. (12/4/22)

GREENLAW'S TRANSACTIONS

Originally a 5th-round (148th overall) draft choice by SF in 2019...Placed on the Injured Reserve List on 9/18/21...Activated from the Injured Reserve List on 11/27/21...Signed a two-year extension with SF through 2024 on 9/19/22.

2023

- Started in all 15 games he played in and recorded 120 tackles, 1.5 sacks and 4 PDs. Also started in all 3 postseason games and registered 18 tackles, 2 INTs and 2 PDs.
- Tallied 5 tackles and 1.0 sack of Cowboys QB Dak Prescott vs. Dal. (10/8), which marked his 1st sack of the season and the 3rd of his career.
- Tallied 8 tackles and 0.5 sack of Buccaneers QB Baker Mayfield vs. TB (11/19).
- Registered 8 tackles and 2 INTs of Packers QB Jordan Love vs. GB (1/20/24-NFC-D), marking the first two postseason INTs of his career.
- Marked the first time that a 49ers player registered 2 INTs in a play-off game since DB Eric Davis intercepted Dallas Cowboys QB Troy Aikman twice in the NFC Championship Game vs. Dal. (1/15/95).
- Became the first NFL LB to register 2 INTs in a playoff game since St. Louis Rams LB Tommy Polley intercepted Green Bay Packers QB Brett Favre twice in the NFC Divisional Round vs. GB (1/20/02).
- Registered 3 tackles at KC (2/11/24 - SB LVIII), giving him 72 tackles in his playoff career.
- Greenlaw's 72 tackles in the playoffs are the 4th-most in franchise history.

Player	Tackles
1. LB Fred Warner	97
2. LB NaVorro Bowman	78
3. LB Ken Norton	73
4. LB Dre Greenlaw	72
5. LB Patrick Willis	71

2022

- Started all 15 games he appeared in and tallied 127 tackles, 6 PDs, 2 FFs, 2 FRs and 1 INT. Also started all 3 postseason games and registered 26 tackles and 1 PD.
- Forced a Cardinals RB James Conner fumble at Arz. (11/21), marking the first FF of his career. Finished the game with 9 tackles, 1 FF and 1 PD.
- Recovered a Saints RB Alvin Kamara's fumble vs. NO (11/27), marking the first of his career. Finished with 5 tackles, 1 PD and 1 FR.
- Registered a team-high 8 tackles, 1 PD and 1 FR returned for a TD vs. Mia. (12/4), giving him 2 career FRs (11/27/22 vs. NO) and 2 career TDs [INT returned for a TD at Det. (9/12/21)].
- Became the first member of the 49ers with at least 1 FR in back-to-back games since S Jaquiski Tartt accomplished the feat in Weeks 10-11 of 2019 and the first member of the 49ers to return a FR for a TD since DB D.J. Reed Jr. vs. Arz. (11/17/19).
- Registered 1 INT of Buccaneers QB Tom Brady vs. TB (12/11). Finished with a career-high 15 tackles, 1 PD and 1 INT.
- Registered 8 tackles, 2 PDs and 1 FF of Seahawks RB Travis Homer at Sea. (12/15). The FF marked his 2nd of the season and the 3rd of his career.

2021

- Appeared in 3 games (2 starts) and recorded 21 tackles and 1 INT returned for a TD. Also started all 3 postseason games and notched 14 tackles and 1 FR. Dealt with a groin injury that sidelined him for the majority of the season.
- Intercepted Lions QB Jared Goff at Det. (9/12) and returned it 39 yds. for a score marking his first INT returned for a TD. Also added 6 tackles and 1 PD.
- Registered 6 tackles and 1 FR at GB (1/22/22 - NFC-D), marking the first FR of his postseason career.

2020

- Appeared in 13 games (11 starts) and registered 83 tackles, 1.0 sack and 1 PD.
- Brought down Patriots QB Cam Newton at NE (10/25) for an 8-yd. sack.

2019

- Played in all 16 games (11 starts) and registered 87 tackles, 1.0 sack and 1 INT as a rookie. Also started all 3 postseason games and tallied 14 tackles and 1 FF.
- His 87 tackles ranked 4th among rookies in 49ers history according to gamebook statistics.

Player	Year	Tackles
1. Patrick Willis	2007	174
2. Fred Warner	2018	123
3. Chris Borland	2014	100
4. Dre Greenlaw	2019	87
5. Ahmed Plummer	2000	75

- Sacked Cardinals QB Kyler Murray for a 19-yd. loss at Arz. (10/31), marking his 1st career sack.
- Intercepted Seahawks QB Russell Wilson in OT vs. Sea. (11/11) and returned it 47 yds., marking the first INT of his career. He also added 8 tackles and 1 PD.
- With 0:12 seconds left in the game at Sea. (12/29) and the Seahawks facing 4th-and-goal from the 5-yd. line, QB Russell Wilson completed a pass to TE Jacob Hollister. He tackled Hollister at the 1-yd. line to seal the victory for the 49ers. Also finished the game with a team-high and career-high tying 13 tackles and 1 TFL.
- Helped the 49ers defense hold the Vikings to 147 total net yds. (21 rushing and 126 passing) vs. Min. (1/11/20 - NFC-D). The 147 total net yds. allowed were the fewest allowed in a postseason game in franchise history. It also marked the fewest total net yds. allowed in an NFL postseason game since 1/3/15 [Carolina held Arz. to 78 total net yds. (27 rushing and 51 passing)]. The 21 rushing yds. allowed by the 49ers defense was the fewest allowed in a postseason game in franchise history.

COLLEGE

Appeared in 42 games (39 starts) in his four-year career (2015-18) at Arkansas, recording 299 tackles, 13 TFLs, 4.0 sacks, 3 INTs, 3 FFs and 3 FRs. As a senior in 2018, appeared in 10 games (9 starts) and finished with 80 tackles, 6.5 TFLs, 2.0 sacks, 2 INTs, 1 FF and 1 FR. Started all 12 games in which he appeared as a junior in 2017, registering 84 tackles, 1.5 TFLs and 1.0 sack. Made 7 starts as a sophomore in 2016 and notched 42 tackles, 2 FRs, 1.5 TFLs and 1 INT. In 2015, named SEC All-Freshman, as voted on by coaches after registering 93 tackles, 3.5 TFLs, 2 FFs and 1.0 sack in 13 games played (11 starts).

PERSONAL

- Attended Fayetteville (AR) HS where he totaled 119 tackles, 4.0 TFLs, 10 PDs, 4 INTs, and 2 FRs in addition to 11 repts. for 240 yds. (21.8 avg.) and 3 TDs on offense as a senior in 2014.
- Helped Fayetteville reach the Arkansas Class 7A state championship game in 2014.
- Majored in recreation and sport management at Arkansas.
- Son of Brian and Nanci Early.
- Born Dre Greenlaw (5/25/97) in Fayetteville, AR.

INJURY REPORT

- 2020:** Inactive 2 games [at NYG (9/27) and vs. Phi. (10/4)] with a quad injury. Inactive vs. Sea. (1/3/21) with a calf injury.
- 2021:** Placed on the Injured Reserve List on 9/17 with a groin injury. Inactive 5 games [at Sea. (12/5), at Cin. (12/12), vs. Atl. (12/19), at Ten. (12/23) and vs. Hou. (1/2/22)] with a groin injury.
- 2022:** Inactive at LAR (10/30) with a calf injury. Inactive vs. Arz. (1/8/23) with a back injury.
- 2023:** Inactive at Cle. (10/15) with an ankle injury.

GREENLAW'S GAME-BY-GAME

2019														
Date	Opp	W/L	P/S	Tot	Sol	Ast	Sk	Yds	Int	Yds	PD	FF	FR	Yds
Sep 8	at TB	W	1/1	4	3	1	0.0	0.0	0	0	0	0	0	0
Sep 15	at Cin	W	1/0	3	1	2	0.0	0.0	0	0	0	0	0	0
Sep 22	Pit	W	1/0	1	0	1	0.0	0.0	0	0	0	0	0	0
Oct 7	Cle	W	1/0	0	0	0	0.0	0.0	0	0	0	0	0	0
Oct 13	at LAR	W	1/0	0	0	0	0.0	0.0	0	0	0	0	0	0
Oct 20	at Was	W	1/1	1	0	1	0.0	0.0	0	0	0	0	0	0
Oct 27	Car	W	1/0	2	2	0	0.0	0.0	0	0	0	0	0	0
Oct 31	at Arz	W	1/1	3	3	0	1.0	19.0	0	0	0	0	0	0
Nov 11	Sea	L	1/1	8	3	5	0.0	0.0	1	47	1	0	0	0
Nov 17	Arz	W	1/1	10	8	2	0.0	0.0	0	0	0	0	0	0
Nov 24	GB	W	1/1	8	6	2	0.0	0.0	0	0	0	0	0	0
Dec 1	at Bal	L	1/1	8	6	2	0.0	0.0	0	0	0	0	0	0
Dec 8	at NO	W	1/1	7	6	1	0.0	0.0	0	0	1	0	0	0
Dec 15	Atl	L	1/1	6	4	2	0.0	0.0	0	0	0	0	0	0
Dec 21	LAR	W	1/1	13	9	4	0.0	0.0	0	0	0	0	0	0
Dec 29	at Sea	W	1/1	13	11	2	0.0	0.0	0	0	0	0	0	0
TOTALS			16/11	87	62	25	1.0	19.0	1	47	2	0	0	0

2019 Postseason														
Date	Opp	W/L	P/S	Tot	Sol	Ast	Sk	Yds	Int	Yds	PD	FF	FR	Yds
Jan 11	Min	W	1/1	4	3	1	0.0	0.0	0	0	0	1	0	0
Jan 19	GB	W	1/1	6	5	1	0.0	0.0	0	0	0	0	0	0
Feb 2	at KC	L	1/1	4	2	2	0.0	0.0	0	0	0	0	0	0
TOTALS			3/3	14	10	4	0.0	0.0	0	0	0	1	0	0

2020														
Date	Opp	W/L	P/S	Tot	Sol	Ast	Sk	Yds	Int	Yds	PD	FF	FR	Yds
Sep 13	Arz	L	1/0	5	3	2	0.0	0.0	0	0	1	0	0	0
Sep 20	at NYJ	W	1/1	1	1	0	0.0	0.0	0	0	0	0	0	0
Sep 27	at NYG	W	-	-	-	-	INACTIVE (Quad)	-	-	-	-	-	-	-
Oct 4	Phi	L	-	-	-	-	INACTIVE (Quad)	-	-	-	-	-	-	-
Oct 11	Mia	L	1/0	6	4	2	0.0	0.0	0	0	0	0	0	0
Oct 18	LAR	W	1/1	7	7	0	0.0	0.0	0	0	0	0	0	0
Oct 25	at NE	W	1/1	6	3	3	1.0	8.0	0	0	0	0	0	0
Nov 1	at Sea	L	1/1	8	7	1	0.0	0.0	0	0	0	0	0	0
Nov 5	GB	L	1/1	8	4	4	0.0	0.0	0	0	0	0	0	0
Nov 15	at NO	L	1/1	11	7	4	0.0	0.0	0	0	0	0	0	0
Nov 29	at LAR	W	1/1	6	5	1	0.0	0.0	0	0	0	0	0	0
Dec 7	Buf	L	1/1	6	4	2	0.0	0.0	0	0	0	0	0	0
Dec 13	Was	L	1/1	7	6	1	0.0	0.0	0	0	0	0	0	0
Dec 20	at Dal	L	1/1	5	2	3	0.0	0.0	0	0	0	0	0	0
Dec 26	at Arz	W	1/1	7	6	1	0.0	0.0	0	0	0	0	0	0
Jan 3	Sea	L	-	-	-	-	INACTIVE (Calf)	-	-	-	-	-	-	-
TOTALS			13/11	83	59	24	1.0	8.0	0	0	1	0	0	0

2021														
Date	Opp	W/L	P/S	Tot	Sol	Ast	Sk	Yds	Int	Yds	PD	FF	FR	Yds
Sep 12	at Det	W	1/1	6	4	2	0.0	0.0	1	39t	1	0	0	0
PLACED ON INJURED RESERVE (Groin) ON 9/17														
Sep 19	at Phi	W	-	-	-	-	INJURED RESERVE (Groin)	-	-	-	-	-	-	-
Sep 26	GB	L	-	-	-	-	INJURED RESERVE (Groin)	-	-	-	-	-	-	-
Oct 3	Sea	L	-	-	-	-	INJURED RESERVE (Groin)	-	-	-	-	-	-	-
Oct 10	at Arz	L	-	-	-	-	INJURED RESERVE (Groin)	-	-	-	-	-	-	-
Oct 24	Ind	L	-	-	-	-	INJURED RESERVE (Groin)	-	-	-	-	-	-	-
Oct 31	at Chi	W	-	-	-	-	INJURED RESERVE (Groin)	-	-	-	-	-	-	-
Nov 7	Arz	L	-	-	-	-	INJURED RESERVE (Groin)	-	-	-	-	-	-	-
Nov 15	LAR	W	-	-	-	-	INJURED RESERVE (Groin)	-	-	-	-	-	-	-
Nov 21	at Jax	W	-	-	-	-	INJURED RESERVE (Groin)	-	-	-	-	-	-	-
ACTIVATED FROM INJURED RESERVE (Groin) ON 11/27														
Nov 28	Min	W	1/0	3	1	2	0.0	0.0	0	0	0	0	0	0
Dec 5	at Sea	L	-	-	-	-	INACTIVE (Groin)	-	-	-	-	-	-	-
Dec 12	at Cin	W	-	-	-	-	INACTIVE (Groin)	-	-	-	-	-	-	-
Dec 19	Atl	W	-	-	-	-	INACTIVE (Groin)	-	-	-	-	-	-	-
Dec 23	at Ten	L	-	-	-	-	INACTIVE (Groin)	-	-	-	-	-	-	-
Jan 2	Hou	W	-	-	-	-	INACTIVE (Groin)	-	-	-	-	-	-	-
Jan 9	at LAR	W	1/1	12	5	7	0.0	0.0	0	0	0	0	0	0
TOTALS			3/2	21	10	11	0.0	0.0	1	39t	1	0	0	0

2021 Postseason														
Date	Opp	W/L	P/S	Tot	Sol	Ast	Sk	Yds	Int	Yds	PD	FF	FR	Yds
Jan 16	at Dal	W	1/1	5	3	2	0.0	0.0	0	0	0	0	0	0
Jan 22	at GB	W	1/1	6	3	3	0.0	0.0	0	0	0	0	1	0
Jan 30	at LAR	L	1/1	3	2	1	0.0	0.0	0	0	0	0	0	0
TOTALS			3/3	14	8	6	0.0	0.0	0	0	0	0	1	0

2022														
Date	Opp	W/L	P/S	Tot	Sol	Ast	Sk	Yds	Int	Yds	PD	FF	FR	Yds
Sep 11	at Chi	L	1/1	5	3	2	0.0	0.0	0	0	0	0	0	0
Sep 18	Sea	W	1/1	8	6	2	0.0	0.0	0	0	0	0	0	0
Sep 25	at Den	L	1/1	10	5	5	0.0	0.0	0	0	0	0	0	0
Oct 3	LAR	W	1/1	15	12	3	0.0	0.0	0	0	0	0	0	0
Oct 9	at Car	W	1/1	11	4	7	0.0	0.0	0	0	0	0	0	0
Oct 16	at Atl	L	1/1	6	4	2	0.0	0.0	0	0	0	0	0	0
Oct 23	KC	L	1/1	3	1	2	0.0	0.0	0	0	0	0	0	0
Oct 30	at LAR	W	-	-	-	-	INACTIVE (Calf)	-	-	-	-	-	-	-
Nov 13	LAC	W	1/1	7	6	1	0.0	0.0	0	0	0	0	0	0
Nov 21	at Arz	W	1/1	9	8	1	0.0	0.0	0	0	1	1	0	0
Nov 27	NO	W	1/1	6	5	1	0.0	0.0	0	0	1	0	1	0
Dec 4	Mia	W	1/1	8	7	1	0.0	0.0	0	0	1	0	1	23
Dec 11	TB	W	1/1	15	10	5	0.0	0.0	1	0	1	0	0	0
Dec 15	at Sea	W	1/1	8	4	4	0.0	0.0	0	0	2	1	0	0
Dec 24	Was	W	1/1	8	4	4	0.0	0.0	0	0	0	0	0	0
Jan 1	at LV	W	1/1	8	3	5	0.0	0.0	0	0	0	0	0	0
Jan 8	Arz	W	-	-	-	-	INACTIVE (Back)	-	-	-	-	-	-	-
TOTALS			15/15	127	82	45	0.0	0.0	1	0	6	2	2	23

2022 Postseason														
Date	Opp	W/L	P/S	Tot	Sol	Ast	Sk	Yds	Int	Yds	PD	FF	FR	Yds
Jan 14	Sea	W	1/1	11	8	3	0.0	0.0	0	0	0	0	0	0
Jan 22	Dal	W	1/1	6	4	2	0.0	0.0	0	0	1	0	0	0
Jan 29	at Phi	L	1/1	9	5	4	0.0	0.0	0	0	0	0	0	0
TOTALS			3/3	26	17	9	0.0	0.0	0	0	1	0	0	0

GREENLAW'S GAME-BY-GAME

2023

Date	Opp	W/L	P/S	Tot	Sol	Ast	Sk	Yds	Int	Yds	PD	FF	FR	Yds
Sep 10	at Pit	W	1/1	6	3	3	0.0	0.0	0	0	0	0	0	0
Sep 17	at LAR	W	1/1	11	7	4	0.0	0.0	0	0	1	0	0	0
Sep 21	NYG	W	1/1	5	4	1	0.0	0.0	0	0	0	0	0	0
Oct 1	Arz	W	1/1	10	8	2	0.0	0.0	0	0	0	0	0	0
Oct 8	Dal	W	1/1	5	5	0	1.0	1.0	0	0	1	0	0	0
Oct 15	at Cle	L	–	–	–	–	–INACTIVE (Hamstring)		–	–	–	–	–	–
Oct 23	at Min	L	1/1	10	8	2	0.0	0.0	0	0	0	0	0	0
Oct 29	Cin	L	1/1	8	6	2	0.0	0.0	0	0	0	0	0	0
Nov 12	at Jax	W	1/1	8	6	2	0.0	0.0	0	0	0	0	0	0
Nov 19	TB	W	1/1	10	6	4	0.5	3.5	0	0	2	0	0	0
Nov 23	at Sea	W	1/1	9	6	3	0.0	0.0	0	0	0	0	0	0
Dec 3	at Phi	W	1/1	7	2	5	0.0	0.0	0	0	0	0	0	0
Dec 10	Sea	W	1/1	4	2	2	0.0	0.0	0	0	0	0	0	0
Dec 17	at Arz	W	1/1	8	7	1	0.0	0.0	0	0	0	0	0	0
Dec 25	Bal	L	1/1	12	2	10	0.0	0.0	0	0	0	0	0	0
Dec 31	at Was	W	1/1	10	6	4	0.0	0.0	0	0	0	0	0	0
Jan 7	LAR	L	–	–	–	–	–DID NOT PLAY		–	–	–	–	–	–
TOTALS			15/15	123	78	45	1.5	4.5	0	0	4	0	0	0

2023 Postseason

Date	Opp	W/L	P/S	Tot	Sol	Ast	Sk	Yds	Int	Yds	PD	FF	FR	Yds
Jan 20	GB	W	1/1	8	6	2	0.0	0.0	2	25	2	0	0	0
Jan 28	Det	W	1/1	7	3	4	0.0	0.0	0	0	0	0	0	0
Feb 11	at KC	L	1/1	3	0	3	0.0	0.0	0	0	0	0	0	0
TOTALS			3/3	18	9	9	0.0	0.0	2	25	2	0	0	0



YETUR GROSS-MATOS

94

DL * 6-5 * 265 * PENN STATE

2.26.98 * SPOTSYLVANIA, VA * 5TH YEAR * ACQUIRED FA IN '24

GOLDMINE

- Gross-Matos has a very strong family unit. One of the driving factors of this closeness is the loss of close loved ones they've experienced. When Yetur was two years old, his father, Michael, tragically passed away in a boating accident after saving Yetur's life. Eight years later, at the age of 10, Yetur's older brother, Chelal, passed away after being struck by lightning. These experiences, one of which he was not old enough to remember, have shaped him into the man he is today. They've allowed him to see just how important family is.
- He has an incredibly close relationship with his parents Sakinah and Robert Matos. They have always been supportive of everything he has done, especially football.



GROSS-MATOS' GOLDEN NUGGETS

- Name is pronounced yee-TOUR gross MAH-tos.
- Goes by the nickname 'Yee.'
- Due to his love for video games, Gross-Matos finds interest in information technology and the ability to build PCs.

GROSS-MATOS' CAREER STATISTICS

YEAR	TEAM	GP	GS	TACKLES					INTERCEPTIONS					FUMBLES		
				TOT	SOL	AST	SACKS	YDS	INT	YDS	LG	TD	PD	FF	FR	YDS
2020	CAR	12	7	24	9	15	2.5	7.5	0	0	–	0	0	1	0	0
2021	CAR	14	2	28	18	10	3.5	20.5	0	0	–	0	1	1	0	0
2022	CAR	17	17	54	18	36	2.5	14.5	0	0	–	0	0	0	4	0
2023	CAR	12	6	36	19	17	4.5	18.5	0	0	–	0	0	0	0	0
TOTALS		55	32	142	64	78	13.0	61.0	0	0	–	0	1	2	4	0

Milestones:

NFL Debut: vs. LV (9/13/20); **First Start:** vs. TB (11/15/20); **First Sack:** vs. Arz. (10/4/20 – QB Kyler Murray); **First FF:** vs. Arz. (10/4/20 – QB Kyler Murray); **First FR:** vs. SF (10/9/22 – TE George Kittle); **First Multi-Sack Game:** at Buf. (12/19/21 – 2.5; QB Josh Allen)

GROSS-MATOS' CAREER MULTI-SACK GAMES (1)

Date	Opp	Sacks	Yds	QB
12/19/21	at Buf	2.5	11.5	QB Josh Allen (2.5)

GROSS-MATOS' CAREER HIGHS

Total Tackles: Regular Season – 6 (2 times) Last vs. Atl. (12/17/23) **Sacks:** Regular Season – 2.5 at Buf. (12/19/21)
Solo: Regular Season – 4 (2 times) Last vs. TB (1/7/24) **Forced Fumbles:** Regular Season – 1 (2 times) Last at Buf. (12/19/21)
Assists: Regular Season – 5 vs. Pit. (12/18/22) **Fumble Recoveries:** Regular Season – 2 vs. SF (10/9/22)
Passes Defensed: Regular Season – 1 vs. TB (12/26/21)

GROSS-MATOS' TRANSACTIONS

Originally a 2nd-round pick (38th overall) by Car. in 2020...Placed on Injured Reserve List on 10/16/20...Activated from Injured Reserve List on 11/7/20... Placed on Reserve/COVID-19 list on 11/30/20...Activated from Reserve/COVID-19 list on 12/10/20...Placed on Injured Reserve List on 10/24/23...Activated from Injured Reserve List on 12/2/23...Signed a two-year deal with SF on 3/13/24.

2023 (CAROLINA)

- Appeared in 12 games (6 starts) and registered 36 tackles and a career-high 4.5 sacks.
- Recorded 2 tackles and a 0.5 sack of Saints QB Derek Carr vs. NO (9/18).
- Tallied 3 tackles and 1.0 sack of Seahawks QB Geno Smith at Sea. (9/24).
- Totaled 2 tackles and 1.0 sack of Vikings QB Kirk Cousins vs. Min. (10/1).
- Notched 3 tackles and 1.0 sack of Jaguars QB C.J. Beathard at Jax. (12/31).
- Added 5 tackles and 1.0 sack of Buccaneers QB Baker Mayfield vs. TB (1/7/24).

2022 (CAROLINA)

- Started in all 17 games and registered 54 tackles, 2.5 sacks and 4 FRs.
- Tallied a career-high 2 FRs vs. SF (10/9).
- Recorded 6 tackles and a 0.5 sack of Falcons QB Marcus Mariota at Atl. (10/30).
- Notched 3 tackles and 1.0 sack of Ravens QB Lamar Jackson at Bal. (11/20).
- Registered 4 tackles and 1.0 sack of Buccaneers QB Tom Brady at TB (1/1/23).

2021 (CAROLINA)

- Appeared in 14 games (2 starts) and registered 28 tackles, 3.5 sacks, 1 PD and 1 FF.
- Recorded 2 tackles and 1.0 sack of Falcons QB Matt Ryan at Atl. (10/31).
- Tallied 5 tackles, a career-high 2.5 sacks, including a strip-sack, of Bills QB Josh Allen at Buf. (12/19).

2020 (CAROLINA)

- Appeared in 12 games (7 starts) as a rookie and registered 24 tackles, 2.5 sacks and 1 FF.
- Recorded 3 tackles and a strip-sack of Cardinals QB Kyler Murray vs. Arz. (10/4), marking the first sack and FF of his career.
- Notched 2 tackles and a 0.5 sack of Lions QB Matthew Stafford vs. Det. (11/22).
- Added 1.0 sack of Commanders QB Dwayne Haskins at Was. (12/27).

COLLEGE

Appeared in 38 games (25 starts) in three years (2017-19) at Penn State and registered 111 tackles, 37 TFLs, 19.0 sacks, 2 FFs and 2 FRs. His 37 TFLs rank 11th in school history while his 19.0 sacks are tied for 10th in school history. In 2019, was named First-Team All-Big Ten after appearing in all 13 games (12 starts) and registering 40 tackles, 15 TFLs and 9.5 sacks. As a sophomore, started all 13 games and registered 54 tackles, 20 TFLs, 8.0 sacks, 2 FFs and 1 FR. As a true freshman in 2017, appeared in all 13 games and registered 17 tackles, 2 TFLs, 1.5 sacks and 1 FR.

PERSONAL

- Attended Chancellor (VA) HS.
- Son of Michael Gross and Sakinah and Robert Matos...Has two brothers, Chelal and Robby, and two sisters, Qeturah and Cristina.
- Born Yetur Akkub Gross-Matos (2/26/98) in Spotsylvania, VA.

INJURY REPORT

2020: Inactive vs. TB (9/20) with a concussion. Placed on the Injured Reserve (DFR) List on 10/16 with an ankle injury.

2021: Inactive 2 games [at Hou. (9/23) and at Dal. (10/3)] with an ankle injury.

2023: Placed on the Injured Reserve (DFR) List on 10/24 with a hamstring injury.

GROSS-MATOS' GAME-BY-GAME

2020 (Carolina)

Date	Opp	W/L	P/S	Tot	Sol	Ast	Sk	Yds	Int	Yds	PD	FF	FR	Yds
Sep 13	LV	L	1/0	1	0	1	0.0	0.0	0	0	0	0	0	0
Sep 20	at TB	L	0/0	—	—	—	INACTIVE (Concussion)		—	—	—	—	—	—
Sep 27	at LAC	W	1/0	2	1	1	0.0	0.0	0	0	0	0	0	0
Oct 4	Arz	W	1/0	3	3	0	1.0	0.0	0	0	0	1	0	0
Oct 11	at Atl	W	1/0	0	0	0	0.0	0.0	0	0	0	0	0	0
PLACED ON INJURED RESERVE (Ankle) on 10/16														
Oct 18	Chi	L	—	—	—	—	INJURED RESERVE (Ankle)		—	—	—	—	—	—
Oct 25	at NO	L	—	—	—	—	INJURED RESERVE (Ankle)		—	—	—	—	—	—
Oct 29	Atl	L	—	—	—	—	INJURED RESERVE (Ankle)		—	—	—	—	—	—
ACTIVATED FROM INJURED RESERVE (Ankle) on 11/7														
Nov 8	at KC	L	1/0	1	0	1	0.0	0.0	0	0	0	0	0	0
Nov 15	TB	L	1/1	5	2	3	0.0	0.0	0	0	0	0	0	0
Nov 22	Det	W	1/1	2	0	2	0.5	1.5	0	0	0	0	0	0
Nov 29	at Min	L	1/1	2	0	2	0.0	0.0	0	0	0	0	0	0
Dec 13	Den	L	1/1	4	1	3	0.0	0.0	0	0	0	0	0	0
Dec 19	at GB	L	1/1	1	1	0	0.0	0.0	0	0	0	0	0	0
Dec 27	at Was	W	1/1	1	1	0	1.0	6.0	0	0	0	0	0	0
Jan 3	NO	L	1/1	2	0	2	0.0	0.0	0	0	0	0	0	0
TOTALS			12/7	24	9	15	2.5	7.5	0	0	0	1	0	0

2021 (Carolina)

Date	Opp	W/L	P/S	Tot	Sol	Ast	Sk	Yds	Int	Yds	PD	FF	FR	Yds
Sep 12	NYJ	W	1/0	2	2	0	0.0	0.0	0	0	0	0	0	0
Sep 19	NO	W	1/0	1	0	1	0.0	0.0	0	0	0	0	0	0
Sep 23	at Hou	W	0/0	—	—	—	INACTIVE (Ankle)		—	—	—	—	—	—
Oct 3	at Dal	L	0/0	—	—	—	INACTIVE (Ankle)		—	—	—	—	—	—
Oct 10	Phi	L	1/0	0	0	0	0.0	0.0	0	0	0	0	0	0
Oct 17	Min	L	1/0	0	0	0	0.0	0.0	0	0	0	0	0	0
Oct 24	at NYG	L	1/0	3	1	2	0.0	0.0	0	0	0	0	0	0
Oct 31	at Atl	W	1/0	2	2	0	1.0	9.0	0	0	0	0	0	0
Nov 7	NE	L	1/0	2	2	0	0.0	0.0	0	0	0	0	0	0
Nov 14	at Arz	W	1/0	2	1	1	0.0	0.0	0	0	0	0	0	0
Nov 21	Was	L	1/0	1	1	0	0.0	0.0	0	0	0	0	0	0
Nov 28	at Mia	L	1/0	2	2	0	0.0	0.0	0	0	0	0	0	0
Dec 12	Atl	L	1/0	1	0	1	0.0	0.0	0	0	0	0	0	0
Dec 19	at Buf	L	1/0	5	2	3	2.5	11.5	0	0	0	1	0	0
Dec 26	TB	L	1/1	3	2	1	0.0	0.0	0	0	1	0	0	0
Jan 2	at NO	L	1/1	4	3	1	0.0	0.0	0	0	0	0	0	0
PLACED ON RESERVE/COVID-19 LIST ON 1/5/22														
Jan 9	at TB	L	0/0	—	—	—	RESERVE/COVID-19		—	—	—	—	—	—
TOTALS			14/2	28	18	10	3.5	20.5	0	0	1	1	0	0

2022 (Carolina)

Date	Opp	W/L	P/S	Tot	Sol	Ast	Sk	Yds	Int	Yds	PD	FF	FR	Yds
Sep 11	Cle	L	1/1	2	1	1	0.0	0.0	0	0	0	0	0	0
Sep 18	at NYG	L	1/1	3	1	2	0.0	0.0	0	0	0	0	0	0
Sep 25	NO	W	1/1	2	0	2	0.0	0.0	0	0	0	0	0	0
Oct 2	Arz	L	1/1	2	0	2	0.0	0.0	0	0	0	0	0	0
Oct 9	SF	L	1/1	4	2	2	0.0	0.0	0	0	0	0	2	0
Oct 16	at LAR	L	1/1	4	2	2	0.0	0.0	0	0	0	0	0	0
Oct 23	TB	W	1/1	2	1	1	0.0	0.0	0	0	0	0	0	0
Oct 30	at Atl	L	1/1	6	2	4	0.5	0.5	0	0	0	0	0	0
Nov 6	at Cin	L	1/1	4	3	1	0.0	0.0	0	0	0	0	0	0
Nov 10	Atl	W	1/1	3	0	3	0.0	0.0	0	0	0	0	0	0
Nov 20	at Bal	L	1/1	3	2	1	1.0	8.0	0	0	0	0	0	0
Nov 27	Den	W	1/1	0	0	0	0.0	0.0	0	0	0	0	1	0
Dec 11	at Sea	W	1/1	3	1	2	0.0	0.0	0	0	0	0	0	0
Dec 18	Pit	L	1/1	5	0	5	0.0	0.0	0	0	0	0	0	0
Dec 24	Det	W	1/1	5	2	3	0.0	0.0	0	0	0	0	1	0
Jan 1	at TB	L	1/1	4	1	3	1.0	6.0	0	0	0	0	0	0
Jan 8	at NO	W	1/1	2	0	2	0.0	0.0	0	0	0	0	0	0
TOTALS			17/17	54	18	36	2.5	14.5	0	0	0	0	4	0

2023 (Carolina)

Date	Opp	W/L	P/S	Tot	Sol	Ast	Sk	Yds	Int	Yds	PD	FF	FR	Yds
Sep 10	at Atl	L	1/0	0	0	0	0.0	0.0	0	0	0	0	0	0
Sep 18	NO	L	1/0	2	0	2	0.5	3.5	0	0	0	0	0	0
Sep 24	at Sea	L	1/0	3	2	1	1.0	6.0	0	0	0	0	0	0
Oct 1	Min	L	1/0	4	4	0	1.0	1.0	0	0	0	0	0	0
Oct 8	at Det	L	1/0	2	1	1	0.0	0.0	0	0	0	0	0	0
Oct 15	at Mia	L	1/0	3	0	3	0.0	0.0	0	0	0	0	0	0
PLACED ON INJURED RESERVE (Hamstring) on 10/24														
Oct 29	Hou	W	—	—	—	—	INJURED RESERVE (Hamstring)		—	—	—	—	—	—
Nov 5	Ind	L	—	—	—	—	INJURED RESERVE (Hamstring)		—	—	—	—	—	—
Nov 9	at Chi	L	—	—	—	—	INJURED RESERVE (Hamstring)		—	—	—	—	—	—
Nov 19	Dal	L	—	—	—	—	INJURED RESERVE (Hamstring)		—	—	—	—	—	—
Nov 26	at Ten	L	—	—	—	—	INJURED RESERVE (Hamstring)		—	—	—	—	—	—
ACTIVATED FROM INJURED RESERVE (Hamstring) on 12/2														
Dec 3	at TB	L	1/1	4	2	2	0.0	0.0	0	0	0	0	0	0
Dec 10	at NO	L	1/1	0	0	0	0.0	0.0	0	0	0	0	0	0
Dec 17	Atl	W	1/1	6	3	3	0.0	0.0	0	0	0	0	0	0
Dec 24	GB	L	1/1	4	2	2	0.0	0.0	0	0	0	0	0	0
Dec 31	at Jax	L	1/1	3	1	2	1.0	1.0	0	0	0	0	0	0
Jan 7	TB	L	1/1	5	4	1	1.0	7.0	0	0	0	0	0	0
TOTALS			12/6	36	19	17	4.5	18.5	0	0	0	0	0	0



SEBASTIAN GUTIERREZ

60

OL * 6-5 * 308 * MINOT STATE

7.6.98 * PASCO, WA * 1ST YEAR * ACQUIRED FA IN '24

GOLDMINE

- Gutierrez was working at a local pizza shop, Uncle Maddio's Pizza in Minot, ND prior to signing as an undrafted free agent with the New England Patriots. Before signing with the Patriots, Gutierrez continued to train for football as he was working part-time making pizzas at the local shop.



GUTIERREZ GOLDEN NUGGETS

- In high school, Gutierrez was a five-sport athlete where he played football, basketball, golf, track and field and baseball at Pasco High School.
- Gutierrez played football for his father, Florentino, in sixth grade on a junior football team.

GUTIERREZ'S CAREER STATISTICS

GAMES/STARTS – 1/0: 2022 (1/0)

GUTIERREZ'S TRANSACTIONS

Originally signed as an undrafted free agent to Den. in 2022...Waived by Den. on 8/29/2022...Signed to NE practice squad on 10/5/2022...Waived by NE on 10/11/2022...Signed to LV practice squad on 10/25/22...Activated from LV practice squad on 12/17/22...Reverted back to LV practice squad on 12/19/22...Activated from LV practice squad on 12/24/22...Reverted back to LV practice squad on 12/25/22...Activated from LV practice squad on 12/31/22...Reverted back to LV practice squad on 1/2/23...Signed to LV active roster on 1/9/23...Waived by LV on 5/1/23...Signed a one-year deal with KC on 5/9/23...Waived by KC on 8/29/23...Signed to LV practice squad on 9/13/23...Waived by LV on 10/16/23...Signed to SF practice squad on 12/27/23...Signed a one-year deal with SF on 2/13/24.

2023 (LAS VEGAS/SAN FRANCISCO)

- Signed to LV practice squad on 9/13 before being released on 10/16. Signed to SF practice squad on 12/27 where he spent the remainder of the season.

2022 (NEW ENGLAND/LAS VEGAS)

- Appeared in 1 game with LV on the offensive line.

COLLEGE

Appeared in 40 games in four years (2017-2021) at Minot State University. In 2017, appeared in 9 games. As a sophomore, appeared in 11 games. As a junior, appeared in 9 games. As a true freshman in 2021, appeared in 11 games on the offensive line.

PERSONAL

- Son of Dena and Florentino Gutierrez.
- Graduated from Minot State with a degree in corporate fitness and wellness management.
- Born Sebastian Gutierrez (7/6/1998) in Pasco, WA.



JAVON HARGRAVE

98

DL * 6-2 * 305 * SOUTH CAROLINA STATE

2.7.93 * SPENCER, NC * 9TH YEAR * ACQUIRED FA IN '23

AWARDS & HONORS

2021: NFC Pro Bowl

2023: NFC Pro Bowl

GOLDMINE

- The trajectory of Hargrave’s football career changed during a game against Bethune-Cookman his junior year when he sacked the quarterback six times, which broke the school’s single-game record and tied the MEAC and FCS records. “That one game changed my life – it really did,” Hargrave said. “That game was the spark for a lot of good things that have happened to me.” Hargrave finished his junior season ranked 4th in the FCS for sacks (16.0) and was named MEAC Defensive Player of the Year while also being named an FCS All-American by the Associated Press. Although it took that game for Hargrave to put his name on the map, those around him knew that he was capable of being a successful football player. David Blanchard, South Carolina State’s defensive line coach, saw it in him his freshman year when he was struggling to make it through workouts. “A lot of people couldn’t see it because he wasn’t in shape,” Blanchard said. “But his first step was amazing, just getting off the ball. I know I couldn’t believe it. I told the guys, I said, ‘man this guy is special.’”



HARGRAVE’S GOLDEN NUGGETS

- Nickname is “Gravedigger”, which was given to him in college because of his violent sacks.
- First love was basketball. As a junior at North Rowan (Spencer, SC) HS, he was named conference player of the year and followed up by leading his team to the state championship as a senior.

- Coming out of North Rowan (Spencer, SC) HS, Hargrave had undeniable talent on the football field, but his grades did not allow him to attract many opportunities to play at the next level. Late in the recruiting process, he was offered a scholarship from South Carolina State University, a small Historically Black College and University in Orangeburg, South Carolina. Due to his grades, Hargrave could not enroll right away, so he remained at home in Salisbury and worked at a fiberglass factory while taking virtual classes to help him qualify for the spring semester. “I was really down,” Hargrave said. “It was one of my low points. I didn’t know if I was going to be able to play football. That’s when I gained all my weight. I was 260 in high school, (then grew to) 290-300. I sat in the house and ate. I didn’t come outside, wasn’t working out anymore.” When Hargrave arrived on South Carolina State’s campus in January of 2012, he was out of shape and struggled to make it through team workouts, but his work ethic and determination to finish each drill impressed the coaching staff. His hard work earned him playing time once the season started and he took full advantage, earning a spot on the FCS All-Freshman Team.



HARGRAVE'S CAREER STATISTICS

YEAR	TEAM	GP	GS	TACKLES					INTERCEPTIONS					FUMBLES			
				TOT	SOL	AST	SACKS	YDS	INT	YDS	LG	TD	PD	FF	FR	YDS	
2016	PIT	15	13	27	18	9	2.0	17.0	0	0	–	0	0	0	0	1	0
2017	PIT	16	12	32	21	11	2.0	16.0	0	0	–	0	1	1	0	0	
2018	PIT	16	14	49	32	17	6.5	32.5	0	0	–	0	1	0	0	0	
2019	PIT	16	13	60	35	25	4.0	20.0	0	0	–	0	0	1	0	0	
2020	PHI	15	11	38	16	22	4.5	31.0	0	0	–	0	1	0	1	0	
2021	PHI	16	16	63	27	36	7.5	54.5	0	0	–	0	1	1	0	0	
2022	PHI	17	17	60	37	23	11.0	75.0	0	0	–	0	2	1	2	0	
2023	SF	16	16	44	25	19	7.0	46.5	0	0	–	0	2	0	0	0	
TOTALS		127	112	373	211	162	44.5	292.5	0	0	–	0	8	4	4	0	

PLAYOFFS

YEAR	TEAM	GP	GS	TACKLES					INTERCEPTIONS					FUMBLES		
				TOT	SOL	AST	SACKS	YDS	INT	YDS	LG	TD	PD	FF	FR	YDS
2016	PIT	3	3	8	4	4	1.0	10.0	0	0	–	0	0	0	0	0
2017	PIT	1	1	1	1	0	0.0	0.0	0	0	–	0	0	0	0	
2021	PHI	1	1	4	0	4	1.0	8.0	0	0	–	0	0	0	0	
2022	PHI	3	3	9	6	3	1.0	5.0	0	0	–	0	1	0	0	
2023	SF	3	3	10	4	6	1.0	3.0	0	0	–	0	0	0	1	
TOTALS		11	11	32	15	17	4.0	26.0	0	0	–	0	1	0	1	

Milestones:

NFL Debut: at Was. (9/12/16); **First Start:** vs. Cin. (9/18/16); **First Sack:** Regular Season – at Cle. (11/20/16 – QB Cody Kessler); Postseason – at NE (1/22/17 – QB Tom Brady); **First FR:** at Cle. (11/20/16 – QB Cody Kessler); **First FR Returned for a TD:** at Cle. (11/20/16 – QB Cody Kessler) **First FF:** Regular Season – vs. Bal. (12/10/17 – RB Alex Collins)

HARGRAVE'S CAREER MULTI-SACK GAMES (10)

Date	Opp	Sacks	Yds	QB	Date	Opp	Sacks	Yds	QB
11/18/18	at Jax.	2.0	13.0	Blake Bortles (2.0)	10/30/22	vs Pit.	2.0	11.0	Kenny Pickett (2.0)
12/13/20	vs. NO	2.0	13.0	Taysom Hill (2.0)	11/3/22	at Hou.	3.0	19.0	Davis Mills (3.0)
9/12/21	at Atl.	2.0	20.0	Matt Ryan (2.0)	12/18/22	at Chi.	2.0	17.0	Justin Fields (2.0)
9/27/21	at Dal.	2.0	8.0	Dak Prescott (2.0)	11/12/23	at Jax.	1.5	8.0	Trevor Lawrence
10/30/22	vs Pit.	2.0	11.0	Kenny Pickett (2.0)	11/23/23	at Sea.	1.5	10.5	Geno Smith (1.5)

HARGRAVE'S CAREER HIGHS

Total Tackles: Regular Season – 13 vs. Was. (11/14/22); Postseason – 5 (2 times) Last vs. KC (2/12/23)
Solo: Regular Season – 6 (5 times) Last at Hou. (11/3/22); Postseason – 4 vs. KC (2/12/23)
Assists: Regular Season – 9 vs. Was. (11/14/22); Postseason – 4 at TB (1/16/22)
Sacks: Regular Season – 3.0 at Hou. (11/3/22); Postseason – 1.0 (4 times) Last at KC (2/11/24)

Forced Fumbles: Regular Season – 1 (4 times) Last vs. Pit. (10/30/22)
Fumble Recoveries: Regular Season – 1 (4 times) Last vs. Jax. (10/2/22); Postseason – 1 at KC (2/11/24)
Passes Defensed: Regular Season – 1 (7 times) Last at Phi. (12/3/23); Postseason – 1 vs. SF (1/29/23)

HARGRAVE'S TRANSACTIONS

Originally a 3rd-round (89th overall) draft choice by Pit. in 2016....Signed a three-year deal with Phi. on 3/18/20...Signed a four-year deal with SF on 3/16/23.

2023 (SAN FRANCISCO)

- Started in all 16 games and registered 44 tackles, 7.0 sacks and 2 PDs. Also, started in all 3 postseason contests and totaled 10 tackles, 1.0 sack and 1 FR.
- Registered 3 tackles and 1.0 sack of Steelers QB Kenny Pickett at Pit. (9/10), giving him his 1st sack as a member of the 49ers.
- Registered 3 tackles and 1.0 sack of Giants QB Daniel Jones vs. NYG (9/21).
- Registered 4 tackles and 1.0 sack of Cardinals QB Josh Dobbs vs. Arz. (10/1).
- Registered 4 tackles and 1.5 sacks of Jaguars QB Trevor Lawrence at Jax. (11/12).
- Registered 7 tackles and 1.5 sacks of Seahawks QB Geno Smith at Sea. (11/23).
- Registered 3 tackles and 1.0 sack of Ravens QB Lamar Jackson vs. Bal. (12/25), giving him 7.0 sacks on the season and 44.5 in his career.
- Registered 6 tackles, 1.0 sack of Chiefs QB Patrick Mahomes and 1 FR at KC (2/11/24 - SB LVIII), marking the first FR of his playoff career.

2022 (PHILADELPHIA)

- Started all 17 games and registered single-season career-highs in sacks (11.0), PDs (2) and FRs (2) while adding 60 tackles and 1 FF.
- Also started all 3 postseason games and recorded 9 tackles, 1.0 sack and 1 PD.
- Brought down Commanders QB Carson Wentz for a 7-yd. sack and recovered a Wentz fumble at Was. (9/25).
- Recovered a Jaguars QB Trevor Lawrence fumble vs. Jax. (10/2), marking the first time in his career he registered 1-or-more FRs in back-to-back games.
- Registered 8 tackles, 2.0 sacks of Steelers QB Kenny Pickett vs. Pit. (10/30). Also forced a Pickett fumble, marking his first FF of the season.
- Registered a single-game career-high 3.0 sacks of Texans QB Davis Mills at Hou. (11/3).
- Registered a single-game career-high 13 tackles, including 1.0 sack of Commanders QB Taylor Heinicke vs. Was. (11/14).
- Tallied 3 tackles and 1.0 sack of Titans QB Ryan Tannehill vs. Ten. (12/4).
- Posted 5 tackles and 2.0 sacks of Bears QB Justin Fields at Chi. (12/18), marking the 7th game of his career with 2.0-or-more sacks.
- Recorded 8 tackles and 1.0 sack of Saints QB Andy Dalton vs. NO (1/1/23).
- Brought down 49ers QB Josh Johnson for a 5-yd. loss vs. SF (1/29/23 - NFC-C), giving him 3.0 career playoff sacks.

2021 (PHILADELPHIA)

- Started all 16 games he appeared in and registered a single-season career-high 63 tackles as well as 7.5 sacks, 1 FF and 1 PD. Also started one postseason game where he added 4 tackles and 0.5 sack.
- Posted 5 tackles and 2.0 sacks of Falcons QB Matt Ryan at Atl. (9/12).
- Registered 6 tackles and 2.0 sacks of Cowboys QB Dak Prescott at Dal. (9/27). Also forced a Prescott fumble marking his first FF of the season.
- Recorded 6 tackles and 1.0 sack of Chiefs QB Patrick Mahomes vs. KC (10/3).
- Notched 3 tackles and 1.0 sack of Panthers QB Baker Mayfield at Car. (10/10), marking the first time in his career he registered 1.0-or-more sacks in 3-consecutive games [2.0 at Dal. (9/27), 1.0 vs. KC (10/3) and 1.0 at Car. (10/10)].
- Posted 3 tackles and brought down Giants QB Daniel Jones for an 8-yd. loss at NYG (11/28).

2021 (CONTINUED)

- Split a 5-yd. sack of Jets QB Zach Wilson at NYJ (12/5).
- Appeared and started in the NFC Wild Card Game where he registered 4 tackles and brought down Buccaneers QB Tom Brady for an 8-yd. loss at TB (1/16/23 - NFC-WC).

2020 (PHILADELPHIA)

- Appeared in 15 games (11 starts) and registered 38 tackles, 4.5 sacks, 1 PD and 1 FR.
- Split a sack of 49ers QB Nick Mullens at SF (10/4).
- Registered 4 tackles and split a sack of Steelers QB Ben Roethlisberger at Pit. (10/11).
- Posted 3 tackles and split a sack of Giants QB Daniel Jones at NYG (11/15).
- Brought down Packers QB Aaron Rodgers for a 7-yd. loss at GB (12/6).
- Recorded 4 tackles, including 2.0 sacks of Saints QB Taysom Hill vs. NO (12/13). Also recovered a Hill fumble, marking his first FR of the season.

2019 (PITTSBURGH)

- Appeared in 16 games (13 starts) and registered 60 tackles, 4.0 sacks and 1 FF.
- Registered 3 tackles, including a 9-yd. sack of Bengals QB Andy Dalton vs. Cin. (9/30).
- Brought down Ravens QB Lamar Jackson for a 3-yd. loss vs. Bal. (10/6), marking the second time in his career he registered back-to-back games with 1.0-or-more sacks.
- Tallied 7 tackles and 1.0 sack of Rams QB Jared Goff vs. LAR (11/10). Also forced a Goff fumble, which was returned for a TD.
- Recorded 6 tackles, including an 8-yd. sack of Browns QB Baker Mayfield vs. Cle. (12/1).

2018 (PITTSBURGH)

- Appeared in 16 games (14 starts) and registered 49 tackles, 6.5 sacks and 1 PD.
- Registered 4 tackles, including a 5-yd. sack of Ravens QB Joe Flacco vs. Bal. (9/30).
- Posted 4 tackles and 2.0 sacks of Jaguars QB Blake Bortles at Jax. (11/18), marking the first game of his career with 2.0-or-more sacks.
- Tallied 4 tackles and split a sack of Broncos QB Case Keenum vs. Den. (11/25).
- Recorded 4 tackles and a 4-yd. sack of Chargers QB Philip Rivers vs. LAC (12/2), marking his third-straight game with 0.5-or-more sacks.

2017 (PITTSBURGH)

- Appeared in 16 games (12 starts) and registered 32 tackles, 2.0 sacks, 1 PD and 1 FF.
- Also started 1 postseason game, where he added 1 tackle.
- Registered 3 tackles and 1.0 sack of Browns QB DeShone Kizer at Cle. (9/10).
- Brought down Bears QB Mike Glennon for a 7-yd. loss at Chi. (9/24).
- Posted 4 tackles and forced a Ravens RB Alex Collins fumble at Bal. (12/10), marking the first of his career.

2016 (PITTSBURGH)

- Appeared in 15 games (13 starts) and registered 27 tackles, 2.0 sacks and 1 FR.
- Also started all 3 postseason games where he registered 8 tackles and 1.0 sack.
- Made NFL debut at Was. (9/12).
- Made his first NFL start vs. Cin. (9/18).

2016 (CONTINUED)

- Brought down Browns QB Cody Kessler for an 11-yd. loss at Cle. (11/20), which marked the first sack of his career. Also registered his first career FR and TD after recovering a Kessler fumble and returning it for a TD.
- Registered 5 tackles and 1.0 sack of Colts QB Andrew Luck at Ind. (11/24), marking the first time in his career he registered 1.0-or-more sacks in consecutive games.
- Recorded 5 tackles and brought down Patriots QB Tom Brady for a 10-yd. loss in the AFC Championship Game at NE (1/22/17 - AFC-C), marking the first sack of his postseason career.

COLLEGE

Appeared in 45 career games during his four seasons (2012-15) at South Carolina State where he recorded 210 tackles, 37.0 sacks, 8 FFs, 2 FRs and 2 PDs. Was named an FCS AP All-American as well as the MEAC and HBCU Defensive Player of the Year as a senior in 2015 after registering 59 tackles, 13.5 sacks and 2 FFs in 11 games. Was the HBCU Defensive Player of the year as a junior in 2014 after posting 55 tackles, 16.0 sacks, 3 FFs, 2 PDs and 1 FR in 12 games. As a sophomore in 2013, appeared in 11 games and registered 51 tackles, 5.5 sacks, 3 FFs and 1 FR. Made the FCS All-Freshman team in 2012 after notching 41 tackles and 2.0 sacks.

PERSONAL

- Attended North Rowan (Spencer, NC) HS where he lettered in football, basketball and track & field.
- Earned all-conference and all-county honors in football and was named defensive player of the year twice. Earned all-state and player of the year honors in basketball en route to a state championship in 2011.
- Born in Salisbury, NC.
- Son of Yvette and Timothy Bates.

INJURY REPORT

2016: Inactive at Buf. (12/11) with a concussion.

2020: Inactive at Was. (9/13) with a pectoral and hamstring injury.

2023: Inactive at Arz. (12/17) with a hamstring injury.

HARGRAVE'S GAME-BY-GAME

2016 (Pittsburgh)

Date	Opp	W/L	P/S	Tot	Sol	Ast	Sk	Yds	Int	Yds	PD	FF	FR	Yds
Sep 12	at Was	W	1/0	0	0	0	0.0	0.0	0	0	0	0	0	0
Sep 18	Cin	W	1/1	1	1	0	0.0	0.0	0	0	0	0	0	0
Sep 25	at Phi	L	1/1	1	1	0	0.0	0.0	0	0	0	0	0	0
Oct 2	KC	W	1/1	2	0	2	0.0	0.0	0	0	0	0	0	0
Oct 9	NYJ	W	1/0	2	2	0	0.0	0.0	0	0	0	0	0	0
Oct 16	at Mia	L	1/1	3	1	2	0.0	0.0	0	0	0	0	0	0
Oct 23	NE	L	1/1	1	1	0	0.0	0.0	0	0	0	0	0	0
Nov 6	at Bal	L	1/1	1	0	1	0.0	0.0	0	0	0	0	0	0
Nov 13	Dal	L	1/1	1	1	0	0.0	0.0	0	0	0	0	0	0
Nov 20	at Cle	W	1/1	1	1	0	1.0	11.0	0	0	0	0	1	0
Nov 24	at Ind	W	1/1	5	4	1	1.0	6.0	0	0	0	0	0	0
Dec 4	NYG	W	1/1	2	2	0	0.0	0.0	0	0	0	0	0	0
Dec 11	at Buf	W	0/0	—	—	—	—	—	—	—	—	—	—	—
Dec 18	at Cin	W	1/1	1	0	1	0.0	0.0	0	0	0	0	0	0
Dec 25	Bal	W	1/1	4	2	2	0.0	0.0	0	0	0	0	0	0
Jan 1	Cle	W	1/1	2	2	0	0.0	0.0	0	0	0	0	0	0
TOTALS			15/13	27	18	9	2.0	17.0	0	0	0	0	1	0

2018 (Pittsburgh)

Date	Opp	W/L	P/S	Tot	Sol	Ast	Sk	Yds	Int	Yds	PD	FF	FR	Yds
Sep 9	at Cle	T	1/1	4	3	1	1.0	5.0	0	0	0	0	0	0
Sep 16	KC	L	1/0	1	1	0	0.0	0.0	0	0	0	0	0	0
Sep 24	at TB	W	1/1	2	2	0	0.0	0.0	0	0	0	0	0	0
Sep 30	Bal	L	1/1	3	2	1	1.0	2.0	0	0	0	0	0	0
Oct 7	Atl	W	1/1	1	0	1	0.0	0.0	0	0	0	0	0	0
Oct 14	at Cin	W	1/1	5	2	3	1.0	5.0	0	0	0	0	0	0
Oct 28	Cle	W	1/1	3	2	1	0.0	0.0	0	0	0	0	0	0
Nov 4	at Bal	W	1/1	2	1	1	0.0	0.0	0	0	0	0	0	0
Nov 8	Car	W	1/1	6	6	0	0.0	0.0	0	0	0	0	0	0
Nov 18	at Jax	W	1/1	4	4	0	2.0	13.0	0	0	1	0	0	0
Nov 25	at Den	L	1/1	4	1	3	0.5	3.5	0	0	0	0	0	0
Dec 2	LAC	L	1/1	4	3	1	1.0	4.0	0	0	0	0	0	0
Dec 9	at Oak	L	1/0	3	2	1	0.0	0.0	0	0	0	0	0	0
Dec 16	NE	W	1/1	3	1	2	0.0	0.0	0	0	0	0	0	0
Dec 23	at NO	L	1/1	0	0	0	0.0	0.0	0	0	0	0	0	0
Dec 30	Cin	W	1/1	4	2	2	0.0	0.0	0	0	0	0	0	0
TOTALS			16/14	49	32	17	6.5	32.5	0	0	1	0	0	0

2016 Postseason (Pittsburgh)

Date	Opp	W/L	P/S	Tot	Sol	Ast	Sk	Yds	Int	Yds	PD	FF	FR	Yds
Jan 8	Mia	W	1/1	1	0	1	0.0	0.0	0	0	0	0	0	0
Jan 15	at KC	W	1/1	2	2	0	0.0	0.0	0	0	0	0	0	0
Jan 22	at NE	L	1/1	5	2	3	1.0	10.0	0	0	0	0	0	0
TOTALS			3/3	8	4	4	1.0	10.0	0	0	0	0	0	0

2019 (Pittsburgh)

Date	Opp	W/L	P/S	Tot	Sol	Ast	Sk	Yds	Int	Yds	PD	FF	FR	Yds
Sep 8	at NE	L	1/1	0	0	0	0.0	0.0	0	0	0	0	0	0
Sep 15	Sea	L	1/0	1	0	1	0.0	0.0	0	0	0	0	0	0
Sep 22	at SF	L	1/1	6	6	0	0.0	0.0	0	0	0	0	0	0
Sep 30	Cin	W	1/0	3	2	1	1.0	9.0	0	0	0	0	0	0
Oct 6	Bal	L	1/1	2	2	0	1.0	3.0	0	0	0	0	0	0
Oct 13	at LAC	W	1/0	2	1	1	0.0	0.0	0	0	0	0	0	0
Oct 28	Mia	W	1/1	1	1	0	0.0	0.0	0	0	0	0	0	0
Nov 3	Ind	W	1/1	4	3	1	0.0	0.0	0	0	0	0	0	0
Nov 10	LAR	W	1/1	7	2	5	1.0	0.0	0	0	0	1	0	0
Nov 14	at Cle	L	1/1	9	6	3	0.0	0.0	0	0	0	0	0	0
Nov 24	at Cin	W	1/1	4	2	2	0.0	0.0	0	0	0	0	0	0
Dec 1	Cle	W	1/1	6	3	3	1.0	8.0	0	0	0	0	0	0
Dec 8	at Arz	W	1/1	2	1	1	0.0	0.0	0	0	0	0	0	0
Dec 15	Buf	L	1/1	2	2	0	0.0	0.0	0	0	0	0	0	0
Dec 22	at NYJ	L	1/1	6	1	5	0.0	0.0	0	0	0	0	0	0
Dec 29	at Bal	L	1/1	5	3	2	0.0	0.0	0	0	0	0	0	0
TOTALS			16/13	60	35	25	4.0	20.0	0	0	0	1	0	0

2017 (Pittsburgh)

Date	Opp	W/L	P/S	Tot	Sol	Ast	Sk	Yds	Int	Yds	PD	FF	FR	Yds
Sep 10	at Cle	W	1/1	3	3	0	1.0	9.0	0	0	0	0	0	0
Sep 17	Min	W	1/0	0	0	0	0.0	0.0	0	0	0	0	0	0
Sep 24	at Chi	L	1/1	2	2	0	1.0	7.0	0	0	0	0	0	0
Oct 1	at Bal	W	1/1	1	0	1	0.0	0.0	0	0	0	0	0	0
Oct 8	Jax	L	1/1	10	4	6	0.0	0.0	0	0	0	0	0	0
Oct 15	at KC	W	1/1	0	0	0	0.0	0.0	0	0	0	0	0	0
Oct 22	Cin	W	1/1	3	1	2	0.0	0.0	0	0	0	0	0	0
Oct 29	at Det	W	1/1	2	2	0	0.0	0.0	0	0	0	0	0	0
Nov 12	at Ind	W	1/1	0	0	0	0.0	0.0	0	0	1	0	0	0
Nov 16	Ten	W	1/0	3	2	1	0.0	0.0	0	0	0	0	0	0
Nov 26	GB	W	1/0	1	1	0	0.0	0.0	0	0	0	0	0	0
Dec 4	at Cin	W	1/0	0	0	0	0.0	0.0	0	0	0	0	0	0
Dec 10	Bal	W	1/1	4	4	0	0.0	0.0	0	0	0	1	0	0
Dec 17	NE	L	1/1	1	1	0	0.0	0.0	0	0	0	0	0	0
Dec 25	at Hou	W	1/1	1	0	1	0.0	0.0	0	0	0	0	0	0
Dec 31	Cle	W	1/1	1	1	0	0.0	0.0	0	0	0	0	0	0
TOTALS			16/12	32	21	11	2.0	16.0	0	0	1	1	0	0

2020 (Philadelphia)

Date	Opp	W/L	P/S	Tot	Sol	Ast	Sk	Yds	Int	Yds	PD	FF	FR	Yds
Sep 13	at Was	L	0/0	—	—	—	—	—	—	—	—	—	—	—
Sep 20	LAR	L	1/0	0	0	0	0.0	0.0	0	0	0	0	0	0
Sep 27	Cin	T	1/0	0	0	0	0.0	0.0	0	0	0	0	0	0
Oct 4	at SF	W	1/0	1	0	1	0.5	3.0	0	0	0	0	0	0
Oct 11	at Pit	L	1/1	4	1	3	0.5	4.0	0	0	0	0	0	0
Oct 18	Bal	L	1/0	0	0	0	0.0	0.0	0	0	0	0	0	0
Oct 22	NYG	W	1/1	2	1	1	0.0	0.0	0	0	0	0	0	0
Nov 1	Dal	W	1/1	2	1	1	0.0	0.0	0	0	1	0	0	0
Nov 15	at NYG	L	1/1	3	1	2	0.5	4.0	0	0	0	0	0	0
Nov 22	at Cle	L	1/1	7	3	4	0.0	0.0	0	0	0	0	0	0
Nov 30	Sea	L	1/1	3	1	2	0.0	0.0	0	0	0	0	0	0
Dec 6	at GB	L	1/1	2	1	1	1.0	7.0	0	0	0	0	0	0
Dec 13	NO	W	1/1	4	2	2	2.0	13.0	0	0	0	0	1	0
Dec 20	at Arz	L	1/1	2	2	0	0.0	0.0	0	0	0	0	0	0
Dec 27	at Dal	L	1/1	5	1	4	0.0	0.0	0	0	0	0	0	0
Jan 3	Was	L	1/1	3	2	1	0.0	0.0	0	0	0	0	0	0
TOTALS			15/11	38	16	22	4.5	31.0	0	0	1	0	1	0

HARGRAVE'S GAME-BY-GAME

2021 (Philadelphia)

Date	Opp	W/L	P/S	Tot	Sol	Ast	Sk	Yds	Int	Yds	PD	FF	FR	Yds
Sep 12	at Atl	W	1/1	5	3	2	2.0	20.0	0	0	0	0	0	0
Sep 19	SF	L	1/1	7	2	5	0.0	0.0	0	0	0	0	0	0
Sep 27	at Dal	L	1/1	6	4	2	2.0	8.0	0	0	0	1	0	0
Oct 3	KC	L	1/1	6	3	3	1.0	7.0	0	0	0	0	0	0
Oct 10	at Car	W	1/1	3	1	2	1.0	9.0	0	0	0	0	0	0
Oct 14	TB	L	1/1	5	3	2	0.0	0.0	0	0	0	0	0	0
Oct 24	at LV	L	1/1	7	0	7	0.0	0.0	0	0	0	0	0	0
Oct 31	at Det	W	1/1	1	0	1	0.0	0.0	0	0	0	0	0	0
Nov 7	LAC	L	1/1	3	2	1	0.0	0.0	0	0	0	0	0	0
Nov 14	at Den	W	1/1	2	1	1	0.0	0.0	0	0	0	0	0	0
Nov 21	NO	W	1/1	3	1	2	0.0	0.0	0	0	0	0	0	0
Nov 28	at NYG	L	1/1	3	2	1	1.0	8.0	0	0	0	0	0	0
Dec 5	at NYJ	W	1/1	2	0	2	0.5	2.5	0	0	0	0	0	0
Dec 21	Was	W	1/1	3	1	2	0.0	0.0	0	0	0	0	0	0
Dec 26	NYG	W	1/1	2	2	0	0.0	0.0	0	0	1	0	0	0
Jan 2	at Was	W	1/1	5	2	3	0.0	0.0	0	0	0	0	0	0
Jan 8	Dal	L	-	-	-	-	-	-	-	-	-	-	-	-
TOTALS			16/16	63	27	36	7.5	54.5	0	0	1	1	0	0

2021 Postseason (Philadelphia)

Date	Opp	W/L	P/S	Tot	Sol	Ast	Sk	Yds	Int	Yds	PD	FF	FR	Yds
Jan 16	at TB	L	1/1	4	0	4	1.0	8.0	0	0	0	0	0	0
TOTALS			1/1	4	0	4	1.0	8.0	0	0	0	0	0	0

2022 (Philadelphia)

Date	Opp	W/L	P/S	Tot	Sol	Ast	Sk	Yds	Int	Yds	PD	FF	FR	Yds
Sep 11	at Det	W	1/1	2	2	0	0.0	0.0	0	0	0	0	0	0
Sep 19	Min	W	1/1	1	0	1	0.0	0.0	0	0	0	0	0	0
Sep 25	at Was	W	1/1	2	2	0	1.0	7.0	0	0	0	0	1	0
Oct 2	Jax	W	1/1	1	1	0	0.0	0.0	0	0	0	0	1	0
Oct 9	at Arz	W	1/1	3	2	1	0.0	0.0	0	0	0	0	0	0
Oct 16	Dal	W	1/1	2	2	0	0.0	0.0	0	0	1	0	0	0
Oct 30	Pit	W	1/1	8	6	2	2.0	11.0	0	0	0	1	0	0
Nov 3	at Hou	W	1/1	7	6	1	3.0	19.0	0	0	0	0	0	0
Nov 14	Was	L	1/1	13	4	9	1.0	11.0	0	0	0	0	0	0
Nov 20	at Ind	W	1/1	1	0	1	0.0	0.0	0	0	0	0	0	0
Nov 27	GB	W	1/1	3	1	2	0.0	0.0	0	0	0	0	0	0
Dec 4	Ten	W	1/1	3	2	1	1.0	5.0	0	0	0	0	0	0
Dec 11	at NYG	W	1/1	0	0	0	0.0	0.0	0	0	0	0	0	0
Dec 18	at Chi	W	1/1	3	2	1	2.0	17.0	0	0	0	0	0	0
Dec 24	at Dal	L	1/1	1	1	0	0.0	0.0	0	0	0	0	0	0
Jan 1	NO	L	1/1	8	4	4	1.0	5.0	0	0	0	0	0	0
Jan 8	NYG	W	1/1	2	2	0	0.0	0.0	0	0	1	0	0	0
TOTALS			17/17	60	37	23	11.0	75.0	0	0	2	1	2	0

2022 Postseason (Philadelphia)

Date	Opp	W/L	P/S	Tot	Sol	Ast	Sk	Yds	Int	Yds	PD	FF	FR	Yds
Jan 21	NYG	W	1/1	2	1	1	0.0	0.0	0	0	0	0	0	0
Jan 29	SF	W	1/1	2	1	1	1.0	5.0	0	0	1	0	0	0
Feb 12	KC	L	1/1	5	4	1	0.0	0.0	0	0	0	0	0	0
TOTALS			3/3	9	6	3	1.0	5.0	0	0	1	0	0	0

2023 (San Francisco)

Date	Opp	W/L	P/S	Tot	Sol	Ast	Sk	Yds	Int	Yds	PD	FF	FR	Yds
Sep 10	at Pit	W	1/1	3	2	1	1.0	7.0	0	0	0	0	0	0
Sep 17	at LAR	W	1/1	1	0	1	0.0	0.0	0	0	0	0	0	0
Sep 21	NYG	W	1/1	3	1	2	1.0	8.0	0	0	0	0	0	0
Oct 1	Arz	W	1/1	4	2	2	1.0	8.0	0	0	0	0	0	0
Oct 8	Dal	W	1/1	1	1	0	0.0	0.0	0	0	0	0	0	0
Oct 15	at Cle	L	1/1	6	5	1	0.0	0.0	0	0	0	0	0	0
Oct 23	at Min	L	1/1	4	4	0	0.0	0.0	0	0	0	0	0	0
Oct 29	Cin	L	1/1	0	0	0	0.0	0.0	0	0	0	0	0	0
Nov 12	at Jax	W	1/1	4	3	1	1.5	8.0	0	0	0	0	0	0
Nov 19	TB	W	1/1	4	2	2	0.0	0.0	0	0	0	0	0	0
Nov 23	at Sea	W	1/1	7	2	5	1.5	10.5	0	0	0	0	0	0
Dec 3	at Phi	W	1/1	2	0	2	0.0	0.0	0	0	1	0	0	0
Dec 10	Sea	W	1/1	1	1	0	0.0	0.0	0	0	0	0	0	0
Dec 17	at Arz	W	-	-	-	-	-	-	-	-	-	-	-	-
Dec 25	Bal	L	1/1	3	2	1	1.0	5.0	0	0	0	0	0	0
Dec 31	at Was	W	1/1	1	0	1	0.0	0.0	0	0	0	0	0	0
Jan 7	LAR	L	1/1	0	0	0	0.0	0.0	0	0	1	0	0	0
TOTALS			16/16	44	25	19	7.0	46.5	0	0	2	0	0	0

2023 Postseason (San Francisco)

Date	Opp	W/L	P/S	Tot	Sol	Ast	Sk	Yds	Int	Yds	PD	FF	FR	Yds
Jan 20	GB	W	1/1	0	0	0	0.0	0.0	0	0	0	0	0	0
Jan 28	Det	W	1/1	4	1	3	0.0	0.0	0	0	0	0	0	0
Feb 11	at KC	L	1/1	6	3	3	1.0	3.0	0	0	0	0	1	0
TOTALS			3/3	10	4	6	1.0	3.0	0	0	0	0	1	0



ERIK HARRIS

35

S × 6-2 × 225 × CALIFORNIA (PA)

4.2.90 × NEW OXFORD, PA × 9TH YEAR × ACQUIRED FA IN '23

GOLDMINE

- After going undrafted from the NFL, Harris entered the workforce and spent time working at UPS and Utz potato chip factory, in his hometown. At Utz, Harris worked alongside at his mom as a corn flower mixer.
- Harris is the founder of his brand, Having Faith. The brand's testimony is "making a deliberate choice in staying the course when adversity hits and things don't go as planned. The journey is never ending. There's always going to be growth, improvement, adversity. You just have to continue to live in the moment, continue having faith."



HARRIS' GOLDEN NUGGETS

- Harris comes from a big family and has a big one of his own now. Harris grew up with six siblings, one older sister and four younger brothers.
- Harris has four children with wife, Theresa, Ellis, Esme and twins Isaiah and Elijah.

GOLDMINE (CONTINUED)

- He had the opportunity to play for the Canadian Football League. This opportunity kickstarted his professional football career which led to him being signed as an undrafted free agent in 2016. This time in his life motivated Harris, and gave him the drive he needed to make his NFL dreams come true.

HARRIS' CAREER STATISTICS

YEAR	TEAM	GP	GS	TACKLES				YDS	INT	INTERCEPTIONS				FUMBLES			
				TOT	SOL	AST	SACKS			YDS	LG	TD	PD	FF	FR	YDS	
2016	NO	4	0	0	0	0	0.0	0.0	0	0	0	0	0	0	0	0	0
2017	OAK	15	0	0	0	0	0.0	0.0	0	0	0	0	0	0	0	0	0
2018	OAK	16	4	43	32	11	0.0	0.0	2	22	21	0	7	0	0	0	
2019	OAK	16	14	68	59	9	0.0	0.0	3	145	59	2	8	0	0	0	
2020	LV	14	12	56	40	16	0.0	0.0	0	0	0	0	5	1	0	0	
2021	ATL	12	12	61	44	17	0.5	6.0	0	0	0	0	8	0	0	0	
2022	ATL	14	0	7	4	3	0.0	0.0	0	0	0	0	0	0	0	0	
2023	SF	3	0	0	0	0	0.0	0.0	0	0	0	0	0	0	0	0	
TOTALS		94	0	235	1	0	0.5	6.0	5	167	59	2	28	0	0	0	

Additional Statistics:

Special Teams Tackles – 15: 2021 (6)

Kickoff Returns – 4: 2021 (4)

Kickoff Return Yards – 70: 2021 (70)

Milestones:

NFL Debut: at Det. (9/12/21); **First Start:** at Cin. (12/12/21); **First INT:** Regular Season – at LAR (1/9/22 – QB Matthew Stafford)

HARRIS' CAREER HIGHS

Total Tackles: Regular Season – 6 at Cin. (12/12/21); Postseason – 13 at LAR (1/30/22)

Solos: Regular Season – 4 (2 times) Last at Pit. – 10 at LAR (1/30/22)

Assists: Regular Season – 4 at Cin (1/30/22)

Passes Defensed: Regular Season – 3 at Phi. (12/3/23); Postseason – 1 at Dal. (1/16/22)

Interceptions: Regular Season – 1 (2 times) Last at Sea. (11/23/23)

Kickoff Returns: Regular Season – 4 at Det. (9/12/21)

Kickoff Return Yards: Regular Season – 70 at Det. (9/12/21)

Forced Fumbles: Regular Season – 1 at Jax. (11/12/23)

Forced Recoveries: Regular Season – 1 at Jax. (11/12/23)

HARRIS' TRANSACTIONS

Originally signed as an undrafted free agent to NO in 2016...Waived by NO on 9/1/17...Signed to one-year deal with Oak. on 9/5/17...Re-signed to one-year deal with Oak. through 2018 on 4/9/18...Re-signed to a two-year extension with Oak. through 2020 on 3/8/19...Placed on Reserve/COVID-19 List on 12/21/20...Reactivated from Reserve/COVID-19 List on 1/1/21...Signed a one-year deal with Atl. through 2021 on 3/18/21...Re-signed to a one-year deal with Atl. through 2022 on 3/25/22...Signed to SF practice squad on 11/28/23...Promoted from SF practice squad on 12/2/23...Reverted back to SF practice squad on 12/4/23...Promoted from SF practice squad on 12/9/23...Reverted back to SF practice squad on 12/11/23...Promoted from SF practice squad on 12/30/23...Promoted from SF practice squad on 1/1/24...Re-signed with SF to a one-year deal on 2/13/24.



HARRIS' GAME-BY-GAME

2016 (New Orleans)

Date	Opp	W/L	P/S	Tot	Sol	Ast	Sk	Yds	Int	Yds	PD	FF	FR	Yds
Sep 11	Oak	L	1/0	0	0	0	0.0	0.0	0	0	0	0	0	0
Sep 18	at NYG	L	1/0	0	0	0	0.0	0.0	0	0	0	0	0	0
Sep 26	Atl	L	1/0	0	0	0	0.0	0.0	0	0	0	0	0	0
Oct 2	at SD	W	1/0	0	0	0	0.0	0.0	0	0	0	0	0	0
PLACED ON INJURED RESERVE (Knee) ON 10/13														
Oct 16	Car	W	-	-	-	-	-	-	-	-	-	-	-	-
Oct 23	at KC	L	-	-	-	-	-	-	-	-	-	-	-	-
Oct 30	Sea	W	-	-	-	-	-	-	-	-	-	-	-	-
Nov 6	at SF	W	-	-	-	-	-	-	-	-	-	-	-	-
Nov 13	Den	L	-	-	-	-	-	-	-	-	-	-	-	-
Nov 17	at Car	L	-	-	-	-	-	-	-	-	-	-	-	-
Nov 27	LAR	W	-	-	-	-	-	-	-	-	-	-	-	-
Dec 4	Det	L	-	-	-	-	-	-	-	-	-	-	-	-
Dec 11	at TB	L	-	-	-	-	-	-	-	-	-	-	-	-
Dec 18	at Arz	W	-	-	-	-	-	-	-	-	-	-	-	-
Dec 24	TB	W	-	-	-	-	-	-	-	-	-	-	-	-
Jan 1	at Atl	L	-	-	-	-	-	-	-	-	-	-	-	-
TOTALS			4/0	0	0	0	0.0	0.0	0	0	0	0	0	0

2019 (Oakland)

Date	Opp	W/L	P/S	Tot	Sol	Ast	Sk	Yds	Int	Yds	PD	FF	FR	Yds
Sep 9	Den	W	1/0	0	0	0	0.0	0.0	0	0	0	0	0	0
Sep 15	KC	L	1/1	2	2	0	0.0	0.0	0	0	0	0	0	0
Sep 22	at Min	L	1/0	5	4	1	0.0	0.0	0	0	0	0	0	0
Sep 29	at Ind	W	1/1	7	6	1	0.0	0.0	1	30	1	0	0	0
Oct 6	Chi	W	1/1	6	6	0	0.0	0.0	0	0	1	0	0	0
Oct 20	at GB	L	1/1	3	3	0	0.0	0.0	0	0	0	0	0	0
Oct 27	at Hou	L	1/1	5	5	0	0.0	0.0	0	0	1	0	0	0
Nov 3	Det	W	1/1	10	8	2	0.0	0.0	0	0	1	0	0	0
Nov 7	LAC	W	1/1	1	0	1	0.0	0.0	2	115	3	0	0	0
Nov 17	Cin	W	1/1	4	4	0	0.0	0.0	0	0	1	0	0	0
Nov 24	at NYJ	L	1/1	6	4	2	0.0	0.0	0	0	0	0	0	0
Dec 1	at KC	L	1/1	6	5	1	0.0	0.0	0	0	0	0	0	0
Dec 8	Ten	L	1/1	7	7	0	0.0	0.0	0	0	0	0	0	0
Dec 15	Jax	L	1/1	1	0	1	0.0	0.0	0	0	0	0	0	0
Dec 22	at LAC	W	1/1	1	1	0	0.0	0.0	0	0	0	0	0	0
Dec 29	at Den	L	1/1	4	4	0	0.0	0.0	0	0	0	0	0	0
TOTALS			4/0	68	59	9	0.0	0.0	3	145	8	0	0	0

2017 (Oakland)

Date	Opp	W/L	P/S	Tot	Sol	Ast	Sk	Yds	Int	Yds	PD	FF	FR	Yds
Sep 10	at Ten	W	1/0	0	0	0	0.0	0.0	0	0	0	0	0	0
Sep 17	NYJ	W	1/0	0	0	0	0.0	0.0	0	0	0	0	0	0
Sep 24	at Was	L	1/0	0	0	0	0.0	0.0	0	0	0	0	0	0
Oct 1	at Den	L	1/0	0	0	0	0.0	0.0	0	0	0	0	0	0
Oct 8	Bal	L	1/0	0	0	0	0.0	0.0	0	0	0	0	0	0
Oct 15	LAC	L	1/0	0	0	0	0.0	0.0	0	0	0	0	0	0
Oct 19	KC	W	1/0	0	0	0	0.0	0.0	0	0	0	0	0	0
Oct 29	at Buf	L	1/0	0	0	0	0.0	0.0	0	0	0	0	0	0
Nov 5	at Mia	W	1/0	0	0	0	0.0	0.0	0	0	0	0	0	0
Nov 19	NE	L	1/0	0	0	0	0.0	0.0	0	0	0	0	0	0
Nov 26	Den	W	1/0	0	0	0	0.0	0.0	0	0	0	0	0	0
Dec 3	NYG	W	1/0	0	0	0	0.0	0.0	0	0	0	0	0	0
Dec 10	at KC	L	1/0	0	0	0	0.0	0.0	0	0	0	0	0	0
Dec 17	Dal	L	1/0	0	0	0	0.0	0.0	0	0	0	0	0	0
Dec 25	at Phi	L	1/0	0	0	0	0.0	0.0	0	0	0	0	0	0
Dec 31	at LAC	L	1/0	0	0	0	0.0	0.0	0	0	0	0	0	0
TOTALS			15/0	0	0	0	0.0	0.0	0	0	0	0	0	0

2020 (Las Vegas)

Date	Opp	W/L	P/S	Tot	Sol	Ast	Sk	Yds	Int	Yds	PD	FF	FR	Yds
Sep 13	at Car	W	1/1	5	2	3	0.0	0.0	0	0	0	0	0	0
Sep 21	NO	W	1/1	3	3	0	0.0	0.0	0	0	1	0	0	0
Sep 27	at NE	L	1/1	4	4	0	0.0	0.0	0	0	0	0	0	0
Oct 4	Buf	L	1/1	8	6	2	0.0	0.0	0	0	0	0	0	0
Oct 11	at KC	W	1/1	3	3	0	0.0	0.0	0	0	1	0	0	0
Oct 25	TB	L	1/1	7	6	1	0.0	0.0	0	0	0	1	0	0
Nov 1	at Cle	W	1/1	2	1	1	0.0	0.0	0	0	0	0	0	0
Nov 8	at LAC	W	1/1	4	2	2	0.0	0.0	0	0	0	0	0	0
Nov 15	Den	W	1/1	5	2	3	0.0	0.0	0	0	1	0	0	0
Nov 22	KC	L	1/0	2	2	0	0.0	0.0	0	0	0	0	0	0
Nov 29	at Atl	L	1/0	0	0	0	0.0	0.0	0	0	0	0	0	0
Dec 6	at NYJ	W	1/1	0	0	0	0.0	0.0	0	0	0	0	0	0
Dec 13	Ind	L	1/1	4	0	4	0.0	0.0	0	0	1	0	0	0
Dec 17	LAC	L	1/1	4	4	0	0.0	0.0	0	0	1	0	0	0
PLACED ON RESERVE/COVID-19 ON 12/21														
Dec 26	Mia	L	-	-	-	-	-	-	-	-	-	-	-	-
Jan 3	at Den	W	-	-	-	-	-	-	-	-	-	-	-	-
TOTALS			12/14	56	40	16	0.0	0.0	0	0	5	1	0	0

2018 (Oakland)

Date	Opp	W/L	P/S	Tot	Sol	Ast	Sk	Yds	Int	Yds	PD	FF	FR	Yds
Sep 10	LAR	L	1/0	0	0	0	0.0	0.0	0	0	0	0	0	0
Sep 16	at Den	L	1/0	4	4	0	0.0	0.0	0	0	0	0	0	0
Sep 23	at Mia	L	1/0	2	2	0	0.0	0.0	0	0	0	0	0	0
Sep 30	Cle	W	1/0	1	1	0	0.0	0.0	0	0	0	0	0	0
Oct 7	at LAC	L	1/0	4	3	1	0.0	0.0	0	0	0	0	0	0
Oct 14	Sea	L	1/0	2	2	0	0.0	0.0	0	0	0	0	0	0
Oct 28	Ind	L	1/1	6	6	0	0.0	0.0	0	0	2	0	0	0
Nov 1	at SF	L	1/0	3	3	0	0.0	0.0	0	0	0	0	0	0
Nov 11	LAC	L	1/0	1	1	0	0.0	0.0	0	0	0	0	0	0
Nov 18	at Ari	W	1/0	0	0	0	0.0	0.0	0	0	0	0	0	0
Nov 25	at Bal	L	1/0	1	1	0	0.0	0.0	0	0	1	0	0	0
Dec 2	KC	L	1/0	0	0	0	0.0	0.0	0	0	0	0	0	0
Dec 9	Pit	W	1/0	7	3	4	0.0	0.0	0	0	0	0	0	0
Dec 16	at Cin	L	1/1	2	2	0	0.0	0.0	1	1	2	0	0	0
Dec 24	Den	W	1/1	7	2	5	0.0	0.0	1	21	1	0	0	0
Dec 30	at KC	L	1/1	3	2	1	0.0	0.0	0	0	0	0	0	0
TOTALS			4/16	43	32	11	0.0	0.0	2	22	7	0	0	0

2021 (Atlanta)

Date	Opp	W/L	P/S	Tot	Sol	Ast	Sk	Yds	Int	Yds	PD	FF	FR	Yds
Sep 12	Phi	L	1/1	6	5	1	0.0	0.0	0	0	0	0	0	0
Sep 19	at TB	L	1/1	5	5	0	0.0	0.0	0	0	0	0	0	0
Sep 26	at NYG	W	1/1	3	2	1	0.0	0.0	0	0	2	0	0	0
Oct 3	Was	L	1/1	6	4	2	0.0	0.0	0	0	3	0	0	0
Oct 10	NYJ	W	1/1	6	5	1	0.0	0.0	0	0	0	0	0	0
Oct 24	at Mia	W	1/1	7	5	2	0.0	0.0	0	0	0	0	0	0
Oct 31	Car	L	1/1	7	6	1	0.0	0.0	0	0	0	0	0	0
Nov 7	at NO	W	1/1	7	4	3	0.0	0.0	0	0	0	0	0	0
Nov 14	at Dal	L	1/1	5	3	2	0.0	0.0	0	0	0	0	0	0
Nov 18	NE	L	1/1	6	4	2	0.0	0.0	0	0	0	0	0	0
Nov 28	at Jax	W	1/1	2	0	2	0.0	0.0	0	0	0	0	0	0
Dec 5	TB	L	1/1	1	1	0	0.0	0.0	0	0	0	0	0	0
Dec 12	at Car	W	1/1	0	0	0	0.0	0.0	0	0	0	0	0	0
Dec 19	at SF	L	1/1	0	0	0	0.0	0.0	0	0	0	0	0	0
Dec 26	Det	W	1/1	0	0	0	0.0	0.0	0	0	0	0	0	0
Jan 2	at Buf	L	1/1	0	0	0	0.0	0.0	0	0	0	0	0	0
Jan 9	NO	L	1/1	0	0	0	0.0	0.0	0	0	0	0	0	0
TOTALS			4/0	0	0	0	0.0	0.0	0	0	0	0	0	0

2023 (SAN FRANCISCO)

- Appeared in 3 games on defense and special teams.

2022 (ATLANTA)

- Appeared in 14 games (1 start) and totaled 7 tackles on defense and special teams.
- Registered a season-high 6 tackles at LAR (9/18).

2021 (ATLANTA)

- Appeared in 12 games (12 starts) and totaled 61 tackles, 0.5 sack and 8 PDs on defense and special teams.
- Registered 6 tackles and a season-high 3 PDs vs. Was. (10/3).
- Totaled 5 tackles and 0.5 sack vs. NE (11/18).

2020 (LAS VEGAS)

- Appeared in 14 games (12 starts) and totaled 56 tackles, 1 FF and 5 PDs and 1 FR on defense and special teams.
- Registered a season-high 8 tackles vs. Buf. (10/4).
- Totaled 7 tackles and 1 FF vs. TB (10/25).

2019 (OAKLAND)

- Appeared in 16 games (14 starts) and totaled 68 tackles, 3 INTs, two of which he returned for TDs on defense and special teams.
- Notched 7 tackles, 1 INT returned for a TD and 1 PD at Ind. (9/29).
- Registered a season-high 10 tackles and 1 PD vs. Det. (11/3).
- Totaled 1 tackle, 2 INTs, one of which he returned for a TD and a season-high 3 PDs.

2018 (OAKLAND)

- Appeared in 16 games (4 starts) and totaled 43 tackles, 2 INTs and 7 PDs.
- Registered 6 tackles and 2 PDs vs. Ind. (10/28).
- Recorded 7 tackles vs. Pit. (12/9).
- Totaled 2 tackles, 1 INT and 2 PDs at Cin. (12/16).
- Totaled 7 tackles, 1 INT and 1 PD vs. Den. (12/24).

2017 (OAKLAND)

- Appeared in 15 games on defense.

2016 (NEW ORLEANS)

- Appeared in 4 games on defense.

COLLEGE

Played two seasons (2017-18) at North Texas after spending 2016 at Itawamba Community College in Fulton, MS. As a senior, earned first-team All-Conference USA recognition. Finished his North Texas career with 120 tackles, two tackles for loss, six INTs, 28 passes defended and one forced fumble. In 2018, he registered with three-straight contests with an interception, including two that went for TDs...As a sophomore at Itawamba Community College played nine games with two INTs and 45 tackles.

PERSONAL

- Son to Christine Higgins.
- Graduated with a degree in justice studies.
- Born Erik Harris (4/2/1990) in Los Angeles, CA.

INJURY REPORT

2016: Placed on Injured Reserve List on 12/18 with a pectoral injury.

2021: Inactive 1 game [vs. NYJ (10/10)] with a calf injury. Placed on Injured Reserve List on 10/13 with knee injury.



TAYLER HAWKINS

41

S * 6-1 * 205 * SAN DIEGO STATE

12.27.97 * PALM SPRINGS, CA * 1ST YEAR * ACQUIRED FA IN '22

GOLDMINE

- Hawkins was one of three former Aztecs on the 49ers roster during the 2022 season. Following the team's Week 6 matchup with the Atlanta Falcons, Hawkins, OL Daniel Brunskill and OL Keith Ismael took some time to catch up with fellow SDSU alum and former Falcons CB Darren Hall.

HAWKINS' GOLDEN NUGGET

- Played alongside former Pittsburgh Steelers DB Trenton Thompson in the secondary at San Diego State University and Palm Springs (CA) HS.



HAWKINS' CAREER STATISTICS

YEAR	TEAM	GP	GS	TACKLES			SACKS	YDS	INT	YDS	INTERCEPTIONS			FUMBLES		
				TOT	SOL	AST					LG	TD	PD	FF	FR	YDS
2022	SF	-	-	-	-	-	-	-	-	-	-	-	-	-	-	-
2023	SF	1	1	4	3	1	0.0	0.0	1	0	-	0	1	0	0	0
TOTALS		1	1	4	3	1	0.0	0.0	1	0	-	0	1	0	0	0

PLAYOFFS

YEAR	TEAM	GP	GS	TACKLES			SACKS	YDS	INT	YDS	INTERCEPTIONS			FUMBLES		
				TOT	SOL	AST					LG	TD	PD	FF	FR	YDS
2022	SF	-	-	-	-	-	-	-	-	-	-	-	-	-	-	-
TOTALS		0	0	0	0	0	0.0	0.0	0	0	-	0	0	0	0	0

NFL Debut: vs. LAR (1/7/24); **First Start:** vs. LAR (1/7/24); **First INT:** Regular Season – vs. LAR (1/7/24 – QB Matthew Stafford)

HAWKINS' TRANSACTIONS

Originally signed as an undrafted free agent with SF on 5/13/22...Waived by SF on 8/30/22...Signed to SF practice squad on 8/31/22...Signed to Reserve/Future contract with SF on 1/31/23...Waived by SF on 9/6/23...Signed to SF practice squad on 10/24/23... Activated from SF practice squad on 1/6/24... Reverted back to SF practice squad on 1/8/24...Waived by SF on 1/10/24...Signed a one-year deal with SF on 2/13/24.

2023

- Signed to the team's practice squad on 10/24 and appeared in one game and totaled 4 tackles, 1 INT and 1 PD.

2022

- Signed to the team's practice squad on 8/31/22 where he spent the entire season.

COLLEGE

Appeared in 57 games (31 starts) throughout 6-year career at San Diego State (2016-21) and registered 170 tackles, 22 PDs, 5.0 TFLs, 5 FFs, 3 INTs and 1 FF. In 2021, was named Second-Team All-Mountain West after starting all 13 games and tallying 62 tackles, 13 PDs, 2 INTs, 1.0 TFL and 1 FF. As a junior, was named All-Mountain West Honorable Mention after starting all 8 games and recording 38 tackles, 4 PDs and 1 INT. In 2019, appeared in all 13 games (5 starts) and notched 30 tackles, including 3.0 TFLs. As a sophomore, appeared in all 13 games (5 starts) and registered 35 tackles, including 1.0 TFL, and 5 PDs. Played in 10 games in 2017 and posted 5 tackles. Redshirted in 2016.

PERSONAL

- Attended Palm Springs (CA) HS where recorded 133 tackles, 14 PDs, 9 INTs, 2 FRs and 1 FF over his final three seasons.
- Born Tayler Colby Hawkins on 12/27/97 in Palm Springs, CA.
- Majored in sociology at SDSU.



CHRIS HUBBARD

61

OL * 6-4 * 295 * ALABAMA AT BIRMINGHAM

4.23.91 * COLUMBUS, GA * 11TH YEAR * ACQUIRED FA IN '24

GOLDMINE

- Hubbard has been an outspoken advocate for mental health resources throughout his NFL career. Growing up, Hubbard was incredible close with his grandfather, Jimmy Myers. When Myers passed away from prostate cancer in 2009. This, in addition to the loss of his cousin Shannon Fields, who he considered a brother, caused Hubbard to fall into a very difficult time in his life where he suffered from his own issues with mental health. This experience inspired him to start his own foundation in 2021, Overcoming Together Foundation, which address mental health issues.
- “The simple thing to me is to not stay silent. Use your voice because you need to be able to talk these things through. Mental health is so important,” Hubbard said. “We all deal with things on a daily basis. You never know how your voice can be heard.”



HUBBARD'S GOLDEN NUGGETS

- While playing for George Washington Carver HS, Hubbard helped lead the team to a state championship victory.
- Hubbard loves to cook for his family and hopes to open up his own restaurant after retiring from the NFL.

HUBBARD'S CAREER STATISTICS

GAMES/STARTS – 94/58: 2014 (1/0); 2015 (7/0); 2016 (15/4); 2017 (16/10); 2018 (16/16); 2019 (14/13); 2020 (11/5); 2021 (1/0); 2022 (4/1); 2023 (9/9)
POSTSEASON GAMES/STARTS – 6/0: 2015 (2/0); 2016 (3/0); 2017 (1/0)

Additional Statistics:

Fumble Recoveries – 4: 2016 (1); 2017 (3)

HUBBARD'S TRANSACTIONS

Originally signed as an undrafted free agent to Pit. in 2013...Waived by Pit. on 8/31/2013...Signed to Pit. practice squad on 9/1/2013...Re-signed to a Future/ Reserve contract with Pit. on 12/31/2013...Re-signed with Pit. to a one-year contract extension through 2016 on 1/19/2016...Re-signed with Pit. to a one-year contract extension through 2017 on 4/6/2017...Signed to a five-year deal with Cle. on 3/15/2018...Placed on Reserve/COVID-19 List on 11/13/2020... Reactivated from Reserve/COVID-19 List on 11/26/2020...Placed on Injured Reserve List on 12/22/20...Reactivated from Injured Reserve List on 2/10/2021... Placed on Injured Reserve List on 10/12/2021...Re-signed with Cle. to a one-year deal through 2022 on 3/30/2022...Signed to a one-year deal with Ten. on 7/28/2023...Placed on Injured Reserve List on 11/25/2023...Signed to a one-year deal with SF on 5/14/2024.

2023 (TENNESSEE)

- Started all 9 games in which he appeared on the offensive line.

2022 (CLEVELAND)

- Appeared in 4 games (1 start) on the offensive line.

2021 (CLEVELAND)

- Appeared in 1 game (1 start) on the offensive line.

2020 (CLEVELAND)

- Appeared in 11 games (5 starts) on the offensive line.

2019 (CLEVELAND)

- Appeared in 14 games (13 starts) on the offensive line.

2018 (CLEVELAND)

- Started all 16 games in which he appeared on the offensive line.

2017 (PITTSBURGH)

- Appeared in 16 games (10 starts) on the offensive line as well as 1 postseason game.

2016 (PITTSBURGH)

- Appeared in 15 games (4 starts) on the offensive line as well as all 3 postseason games.

2015 (WASHINGTON)

- Appeared in 7 games on the offensive line as well as 2 postseason games.

2014 (WASHINGTON)

- Appeared in 1 game on the offensive line.

COLLEGE

Appeared in 40 games (29 starts) in four years (2009-2012) at Alabama-Birmingham. In 2012, started in all 12 games. As a junior, started in all 12 games. As a sophomore, appeared in 8 games (4 starts). As a true freshman in 2009, named to the Conference USA All-Freshman team after appearing in 8 games (1 start).

PERSONAL

- Father to one son, Creed Eason, born in September, 2016.
- Son of Angela Jones and Edward Hubbard.
- Graduated from UAB with a degree in communications management.
- Born Christopher E. Hubbard (4/23/1991) in Columbus, GA.

INJURY REPORT

2019: Inactive vs. LAR (9/22) with a foot injury. Inactive vs. Cin. (12/8) with a knee injury.

2020: Inactive at Bal. (9/13) with an ankle injury and was placed on the Injured Reserve List on 12/22 with a knee injury.

2021: Inactive 2 games [at Cle. (9/26), at Min. (10/3) and at LAC (10/10)] with a tricep injury and was placed on the Injured Reserve List on 10/12.

2022: Inactive at Car. (9/11) with an elbow injury.

2023: Inactive at Pit. (11/2) with a concussion. Placed on the Injured Reserve List on 11/25 with a bicep injury.



TALANOA HUFANGA

29

S * 6-0 * 200 * SOUTHERN CALIFORNIA

2.1.00 * CORVALLIS, OR * 4TH YEAR * ACQUIRED D-5C IN '21

AWARDS & HONORS

2022: NFC Pro Bowl Games, NFL Way to Play (Week 3), Polynesian Pro Football Defensive Player of the Year, AP First-Team All-Pro, PFWA All-NFL Team, PFWA All-NFC Team



GOLDMINE

- Hufanga grew up on a small farm in Oregon where he and his family raised goats, cows, chickens, pigs, dogs and cats. The family would drive dirt bikes and tractors, but taking care of his goat was always his favorite activity. "Growing up on a farm, it's a different kind of childhood I didn't have neighborhood friends to hang out with," he said. "On the weekends it was mandatory that my brother and I were working. We weeded, cleaned the barn, fed the animals, took eggs out of the chicken coop and maintained the pig pens."
- Hufanga's father, Tevita, grew up in Tonga until the age of 18. In 2014, Tevita took Hufanga to the village of Pea on Tonga's largest island, Tongatapu, to see where their family comes from. "It just kind of humbled me in the sense that I'm grateful for everything I have," Hufanga reflected. "You go to a place like that and see how my pops was raised is very different from how I was raised. He came from living on dirt floors to where he is now, it's a different lifestyle. It made me work that much harder just to try to do what I can do and be the better version of myself because that was the best version of himself moving and creating a better life for his family." Hufanga brings that culture, enthusiasm, energy and unwavering work ethic to everything he does on and off the field.



HUFANGA'S GOLDEN NUGGETS

- His name is pronounced tal-uh-NOE-uh who-FAWN-guh.
- Comes from a family of football players, as his cousins, Marlon and Tuli Tuipulotu, are DL for the Philadelphia Eagles and USC Trojans, respectively.
- Trains with fellow Trojan alum and Hall of Fame S Troy Polamalu in the offseason.
- Plays the ukulele.

HUFANGA'S CAREER STATISTICS

YEAR	TEAM	GP	GS	TACKLES					INTERCEPTIONS					FUMBLES		
				TOT	SOL	AST	SACKS	YDS	INT	YDS	LG	TD	PD	FF	FR	YDS
2021	SF	15	3	30	23	7	0.0	0.0	0	0	–	0	2	0	0	0
2022	SF	17	17	95	65	30	2.0	12.0	4	61	52t	1	9	2	0	0
2023	SF	10	10	51	39	12	0.0	0.0	3	48	28	0	3	0	0	0
TOTALS		42	30	176	127	49	2.0	12.0	7	109	52t	1	14	2	0	0

PLAYOFFS

YEAR	TEAM	GP	GS	TACKLES					INTERCEPTIONS					FUMBLES		
				TOT	SOL	AST	SACKS	YDS	INT	YDS	LG	TD	PD	FF	FR	YDS
2021	SF	2	0	1	0	1	0.0	0.0	0	0	–	0	0	0	0	0
2022	SF	3	3	16	9	7	0.0	0.0	0	0	–	0	1	0	0	0
2023	SF	–	–	–	–	–	–INJURED RESERVE (Knee)			–	–	–	–	–	–	–
TOTALS		5	3	17	9	8	0.0	0.0	0	0	–	0	1	0	0	0

Additional Statistics:

Special Teams Tackles – 6: 2021 (3); 2022 (2); 2023 (1)

Blocked Punts Returned For Touchdowns – Postseason – 1: 2021 (1)

Milestones:

NFL Debut: at Det. (9/12/21); **First Start:** at Chi. (10/31/21); **First INT:** Regular Season – at Chi. (9/11/21 – QB Justin Fields); **First INT Returned For a TD:** Regular Season – vs. LAR (10/3/22 – QB Matthew Stafford – 52 yds.); **First Sack:** Regular Season – at Car. (10/9/22 – QB Baker Mayfield); **First FF:** Regular Season – vs. NO (11/27/22 – RB Alvin Kamara)

HUFANGA'S CAREER HIGHS

Total Tackles: Regular Season – 11 at Chi. (9/11/22); Postseason – 6 at Phi (1/29/23)

Solo: Regular Season – 9 at Chi. (9/11/22); Postseason – 4 at Phi (1/29/23)

Assists: Regular Season – 5 at LV (1/1/23); Postseason – 3 vs. Dal. (1/22/23)

Interceptions: Regular Season – 1 (7 times) Last at Jax. (11/12/23)

Interceptions Returned For a TD: Regular Season – 1 vs. LAR (10/3/22)

Interception Yards: Regular Season – 52 vs. LAR (10/3/22)

Passes Defensed: Regular Season – 2 vs. Sea. (9/18/22); Postseason – 1 at Phi (1/29/23)

Sacks: Regular Season – 1.0 (2 times) Last at Sea. (12/15/22)

Forced Fumbles: Regular Season – 1.0 (2 times) Last at Sea. (12/15/22)

HUFANGA'S TRANSACTIONS

Originally the third of three 5th-round (180th overall) draft choices by SF in 2021..Placed on the Injured Reserve List on 11/21/23.

2023

- Started in 10 games and registered 51 tackles, 3 INTs and 3 PDs.
- Registered 5 tackles and 1 INT of QB Kenny Pickett at Pit. (9/10).
- Tallied 1 tackle and 1 INT of Giants QB Daniel Jones vs. NYG (9/21).
- Notched 7 tackles, 1 PD and 1 INT of Jaguars QB Trevor Lawrence at Jax. (11/12).

2022

- Started all 17 games and tallied 95 tackles, 9 PDs, 4 INTs, 1 of which he returned for a TD, 2 FFs and 2.0 sacks. Also started all 3 post-season games where he added 16 tackles and 1 PD.
- Intercepted Bears QB Justin Fields at Chi. (9/11) and registered a 6-yd. return. Finished with a career-high 11 tackles, 1 PD and 1 INT.
- Notched 4 tackles and 1 INT of Rams QB Matthew Stafford vs. LAR (10/3), which he returned 52 yds. for a TD. The play marked his 2nd INT of the season and the first TD of his career.
- Tallied 5 tackles, 1 PD and 1.0 sack of Panthers QB Baker Mayfield at Car. (10/9). The sack marked the first of his career.
- Registered 4 tackles and intercepted Kansas City Chiefs QB Patrick Mahomes vs. KC (10/23). The INT marked his 3rd of the season and the first time a member of the 49ers had 3-or-more INTs through the first 7 games of a season since 2019 (CB Richard Sherman - 3 INTs).
- Tallied 2 tackles and registered 1 INT of Chargers QB Justin Herbert vs. LAC (11/13), giving him 4 INTs in 2022 and his career. His 4 INTs were the most by a member of the 49ers in a single season since CB Perrish Cox registered 5 INTs in 2014.
- Forced a Saints RB Alvin Kamara fumble vs. NO (11/27), marking the first FF of his career. Finished with a team-high 9 tackles and 1 FF.
- Registered 1 FF and an 11-yd. sack of Seahawks QB Geno Smith at Sea. (12/15) The FF and sack were both his 2nd of the season and his career. Finished with 4 tackles, 1 FF and 1.0 sack.

2021

- Appeared in 15 games (3 starts) and tallied 30 tackles and 2 PDs.
- Appeared in 2 postseason games. Recorded 1 tackle and returned 1 blocked punt for a TD.
- Tallied a career-high 5 tackles in his first career NFL start at Chi. (10/31).
- Recovered a punt blocked by DL Jordan Willis at GB (1/22/22 - NFC-D), and returned it 6 yds. for a TD. It marked the first time a member of the 49ers returned a blocked punt for a TD in the post-season in franchise history.

COLLEGE

Appeared in 24 (21 starts) games in 3 years (2018-20) at USC and recorded 203 tackles, 16.5 TFLs, 12 PDs, 6.5 sacks, 4 INTs and 4 FFs. As a junior in 2020, started all 6 games and registered 62 tackles, 5.5 TFLs, 5 PDs, 4 INTs, 3.0 sacks and 2 FFs. Started all 10 games in which he appeared as a sophomore in 2019 and recorded 90 tackles, 7.5 TFLs, 3.5 sacks, 3 PDs and 2 FFs. As a freshman in 2018, appeared in 8 games (5 starts) and hauled in 51 tackles, 4 PDs, and 3.5 TFLs.

PERSONAL

- Attended Crescent Valley (Corvallis, OR) HS where recorded 44 tackles, 7 TFLs, 4 INTs, 1 FR and 1 FF as a senior in 2017 and was named the Polynesian High School National Player of the Year.
- As a senior, registered 35 receipts. for 696 yds. and 11 TDs and 39 rushes for 490 yds. and 7 rushing TDs on offense.
- Majored in communications at USC.
- Born Talanoa Hufanga (2/1/00) in Corvallis, OR.

INJURY REPORT

2021: Inactive 2 games [at Ten. (12/23) and vs. Hou. (1/2/22)] with a knee injury. Inactive at Dal. (1/16/22 - NFC-WC) with a knee injury.

2023: Placed on the Injured Reserve List on 11/21 with a knee injury.

HUFANGA'S GAME-BY-GAME

2021

Date	Opp	W/L	P/S	Tot	Sol	Ast	Sk	Yds	Int	Yds	PD	FF	FR	Yds
Sep 12	at Det	W	1/0	0	0	0	0.0	0.0	0	0	0	0	0	0
Sep 19	at Phi	W	1/0	0	0	0	0.0	0.0	0	0	0	0	0	0
Sep 26	GB	L	1/0	1	1	0	0.0	0.0	0	0	0	0	0	0
Oct 3	Sea	L	1/0	0	0	0	0.0	0.0	0	0	0	0	0	0
Oct 10	at Arz	L	1/0	0	0	0	0.0	0.0	0	0	0	0	0	0
Oct 24	Ind	L	1/0	2	0	2	0.0	0.0	0	0	0	0	0	0
Oct 31	at Chi	W	1/1	5	4	1	0.0	0.0	0	0	0	0	0	0
Nov 7	Arz	L	1/1	4	3	1	0.0	0.0	0	0	0	0	0	0
Nov 15	LAR	W	1/1	3	3	0	0.0	0.0	0	0	1	0	0	0
Nov 21	at Jax	W	1/0	3	2	1	0.0	0.0	0	0	0	0	0	0
Nov 28	Min	W	1/0	2	2	0	0.0	0.0	0	0	1	0	0	0
Dec 5	at Sea	L	1/0	4	3	1	0.0	0.0	0	0	0	0	0	0
Dec 12	at Cin	W	1/0	5	4	1	0.0	0.0	0	0	0	0	0	0
Dec 19	Atl	W	1/0	0	0	0	0.0	0.0	0	0	0	0	0	0
Dec 23	at Ten	L	-	-	-	-	-	-	-	-	-	-	-	-
Jan 2	Hou	W	-	-	-	-	-	-	-	-	-	-	-	-
Jan 9	at LAR	W	1/0	1	1	0	0.0	0.0	0	0	0	0	0	0
TOTALS			15/3	30	23	7	0.0	0.0	0	0	2	0	0	0

2023

Date	Opp	W/L	P/S	Tot	Sol	Ast	Sk	Yds	Int	Yds	PD	FF	FR	Yds
Sep 10	at Pit	W	1/1	5	5	0	0.0	0.0	1	28	1	0	0	0
Sep 17	at LAR	W	1/1	5	2	3	0.0	0.0	0	0	0	0	0	0
Sep 21	NYG	W	1/1	1	1	0	0.0	0.0	1	8	1	0	0	0
Oct 1	Arz	W	1/1	5	4	1	0.0	0.0	0	0	0	0	0	0
Oct 8	Dal	W	1/1	1	1	0	0.0	0.0	0	0	0	0	0	0
Oct 15	at Cle	L	1/1	7	5	2	0.0	0.0	0	0	0	0	0	0
Oct 23	at Min	L	1/1	9	7	2	0.0	0.0	0	0	0	0	0	0
Oct 29	Cin	L	1/1	10	8	2	0.0	0.0	0	0	0	0	0	0
Nov 12	at Jax	W	1/1	7	5	2	0.0	0.0	1	12	1	0	0	0
Nov 19	TB	W	1/1	1	1	0	0.0	0.0	0	0	0	0	0	0
PLACED ON INJURED RESERVE (Knee) ON 11/21														
TOTALS				10/10	51	39	12	0.0	0.0	3	48	3	0	0

2021 Postseason

Date	Opp	W/L	P/S	Tot	Sol	Ast	Sk	Yds	Int	Yds	PD	FF	FR	Yds
Jan 16	at Dal	W	-	-	-	-	-	-	-	-	-	-	-	-
Jan 22	at GB	W	1/0	0	0	0	0.0	0.0	0	0	0	0	0	0
Jan 30	at LAR	L	1/0	1	0	1	0.0	0.0	0	0	0	0	0	0
TOTALS			2/0	1	0	1	0.0	0.0	0	0	0	0	0	0

2022

Date	Opp	W/L	P/S	Tot	Sol	Ast	Sk	Yds	Int	Yds	PD	FF	FR	Yds
Sep 11	at Chi	L	1/1	11	9	2	0.0	0.0	1	1	1	0	0	0
Sep 18	Sea	W	1/1	6	5	1	0.0	0.0	0	0	2	0	0	0
Sep 25	at Den	L	1/1	4	3	1	0.0	0.0	0	0	0	0	0	0
Oct 3	LAR	W	1/1	4	3	1	0.0	0.0	1	52	1	0	0	0
Oct 9	at Car	W	1/1	5	2	3	1.0	1.0	0	0	1	0	0	0
Oct 16	at Atl	L	1/1	6	5	1	0.0	0.0	0	0	0	0	0	0
Oct 23	KC	L	1/1	4	2	2	0.0	0.0	1	2	1	0	0	0
Oct 30	at LAR	W	1/1	8	6	2	0.0	0.0	0	0	0	0	0	0
Nov 13	LAC	W	1/1	2	1	1	0.0	0.0	1	6	1	0	0	0
Nov 21	at Arz	W	1/1	6	5	1	0.0	0.0	0	0	0	0	0	0
Nov 27	NO	W	1/1	9	6	3	0.0	0.0	0	0	0	1	0	0
Dec 4	Mia	W	1/1	1	1	0	0.0	0.0	0	0	0	0	0	0
Dec 11	TB	W	1/1	5	2	3	0.0	0.0	0	0	0	0	0	0
Dec 15	at Sea	W	1/1	4	3	1	1.0	11.0	0	0	1	1	0	0
Dec 24	Was	W	1/1	8	5	3	0.0	0.0	0	0	1	1	0	0
Jan 1	at LV	W	1/1	9	4	5	0.0	0.0	0	0	0	0	0	0
Jan 8	Arz	W	1/1	3	3	0	0.0	0.0	0	0	0	0	0	0
TOTALS			17/17	95	65	30	2.0	12.0	4	61	9	2	0	0

2022 Postseason

Date	Opp	W/L	P/S	Tot	Sol	Ast	Sk	Yds	Int	Yds	PD	FF	FR	Yds
Jan 14	Sea	W	1/1	5	3	2	0.0	0.0	0	0	0	0	0	0
Jan 22	Dal	W	1/1	5	2	3	0.0	0.0	0	0	0	0	0	0
Jan 29	at Phi	L	1/1	6	4	2	0.0	0.0	0	0	1	0	0	0
TOTALS			3/3	16	9	7	0.0	0.0	0	0	1	0	0	0



DRAKE JACKSON

95

DL * 6-4 * 273 * SOUTHERN CALIFORNIA

4.12.01 * CORONA, CA * 3RD YEAR * ACQUIRED D-2 IN '22

GOLDMINE

- When Jackson was born, his father, Dennis, wrote, “Drake Jackson, University of Southern California, outside linebacker, 265 pounds,” on his birth certificate. Against all odds, Dennis spoke his infant son’s future into existence. “When I was born, my dad said, manifested [and] praised to God that I go to USC,” the younger Jackson said. “Now for me to be in my last year where I really feel like the guy and weigh how much he said, it’s just crazy to me how everything really works out.”
- Jackson has a unique skill that earned him a unique nickname. At 6-4, 270 lbs Jackson can perform backflips with ease, earning him the moniker “the freak” by his college teammates. That was always one of the coolest things to me when I was a kid, flipping,” Jackson said. “I was always interested in gymnastics-type of things and that was probably as close as I got to it. I’ve always been able to do it.”

JACKSON’S GOLDEN NUGGETS

- Was teammates with current 49ers S and 2021 5th-round draft pick Talanoa Hufanga for two seasons (2019-20) with the Trojans.
- His biggest inspiration is his late grandmother, Cynthia Cavitt, who loved to follow her grandson’s football career long before others did. “Drake was her little celebrity,” Jackson’s father, Dennis, said. In Jackson’s first game following his grandmother’s passing, he hauled in his second career INT and was “happy that he did it for her” in the win over San Jose State.



JACKSON'S CAREER STATISTICS

YEAR	TEAM	GP	GS	TACKLES			SACKS	YDS	INT	INTERCEPTIONS			PD	FUMBLES		
				TOT	SOL	AST				YDS	LG	TD		FF	FR	YDS
2022	SF	15	0	14	8	6	3.0	14.0	1	0	0	0	8	0	0	0
2023	SF	8	0	7	4	3	3.0	20.0	0	0	–	0	1	0	0	0
TOTALS		23	0	21	12	9	6.0	34.0	1	0	0	0	9	0	0	0

PLAYOFFS

YEAR	TEAM	GP	GS	TACKLES			SACKS	YDS	INT	INTERCEPTIONS			PD	FUMBLES		
				TOT	SOL	AST				YDS	LG	TD		FF	FR	YDS
2022	SF	0	0	0	0	0	0.0	0.0	0	0	–	0	0	0	0	0
2023	SF	–	–	–	–	–	–	–	–	–	–	–	–	–	–	–
TOTALS		0	0	0	0	0	0.0	0.0	0	0	–	0	0	0	0	0

Milestones:

NFL Debut: at Chi. (9/11/22); **First Sack:** at Den. (9/25/22 – QB Russell Wilson); **First INT:** at LV (1/1/23 – QB Jarrett Stidham); **First Multi-Sack Game:** Regular Season – at Pit. (9/10/23 – 3.0; QB Kenny Pickett)

JACKSON'S CAREER MULTI-SACK GAMES (1)

Date	Opp	Sacks	Yds	QB
9/10/23	at Pit.	3.0	20.0	Kenny Pickett

JACKSON'S CAREER HIGHS

Total Tackles: Regular Season – 3 (2 times) Last at Pit. (9/10/23) **Sacks:** Regular Season – 3.0 at Pit. (9/10/23)
Solos: Regular Season – 3 (2 times) Last at Pit. (9/10/23) **Passes Defensed:** Regular Season – 2 vs. TB (12/11/22)
Assists: Regular Season – 1 (2 times) Last vs. LAR (10/3/22) **Interceptions:** Regular Season – 1 at LV (1/1/23)

JACKSON'S TRANSACTIONS

Originally a 2nd-round (61st overall) draft choice by SF in 2022...Placed on the Injured Reserve List on 11/11/23.

2023

- Appeared in 8 games and registered 7 tackles, 3.0 sacks and 1 PD.
- Notched a single-game career-high 3.0 sacks of Steelers QB Kenny Pickett at Pit. (9/10), giving him 6.0 career sacks.
- With 3.0 sacks at Pit. (9/10), it marked the 1st multi-sack game of his career.

2022

- Appeared in 15 games and notched 14 tackles, 8 PDs, 3.0 sacks and 1 INT.
- Brought down Broncos QB Russell Wilson for a 7-yd. loss at Den. (9/25), marking the first sack of his NFL career.
- Brought down Panthers QB Baker Mayfield for a 7-yd. loss at Car. (10/9).
- Registered 3 tackles and 1.0 sack of Falcons QB Marcus Mariota at Atl. (10/16), which marked the first time he has registered 1.0-or-more sacks in back-to-back games in his NFL career. Along with DL Charles Omenihu, became the first pair of 49ers to each have back-to-back games with 1.0-or-more sacks since DL Nick Bosa [1.0 at Was. (10/20) & 3.0 vs. Car. (10/27)] and DL Arik Armstead [1.0 at Was. (10/20/19) & 2.0 vs. Car. (10/27/19)] accomplished the feat in Weeks 7-8 in 2019.
- Intercepted Raiders QB Jarrett Stidham at LV (1/1/23), marking the first of his career. Became the first 49ers rookie DL since DT Javon Kinlaw in 2020 to register 1-or-more INT.

COLLEGE

Appeared in 28 games (26 starts) in three years (2019-21) at Southern California and registered 103 tackles, 25.0 TFLs, 4 PDs, 2 INTs, 1 FF and 1 FR. As a junior in 2021, appeared in all 11 games (9 starts) and notched 37 tackles, a team-high 8.0 TFLs, 5.0 sacks, 1 FR, 1 FF and 1 INT earning him Second-Team All-Pac-12 honors. As a sophomore in 2020, started all 6 games and tallied 20 tackles, including 5.5 TFLs, 2.0 sacks and 1 INT. Started all 11 games he appeared in as a freshman in 2019 and posted a career-high 46 tackles, a team-high 11.5 TFLs, 5.5 sacks, 3 PDs and 1 FF. Earned Second-Team All-Pac-12 honors and was named Pac-12 Defensive Freshman of the Year Honorable Mention.

PERSONAL

- Attended Centennial (Corona, CA) HS where he was named prep-star all-american, cal-hi sports all-state first-team and Los Angeles Times All-Area as a senior in 2018 after registering 28 tackles and 6.0 sacks.
- Majored in communications at USC.
- Born Drake Jackson (4/12/01) in Compton, CA.

INJURY REPORT

2023: Placed on the Injured Reserve List on 11/11 with a knee injury.

JACKSON'S GAME-BY-GAME

2022														
Date	Opp	W/L	P/S	Tot	Sol	Ast	Sk	Yds	Int	Yds	PD	FF	FR	Yds
Sep 11	at Chi	L	1/0	2	1	1	0.0	0.0	0	0	0	0	0	0
Sep 18	Sea	W	1/0	0	0	0	0.0	0.0	0	0	0	0	0	0
Sep 25	at Den	L	1/0	1	1	0	1.0	7.0	0	0	0	0	0	0
Oct 3	LAR	W	1/0	1	0	1	0.0	0.0	0	0	1	0	0	0
Oct 9	at Car	W	1/0	1	1	0	1.0	7.0	0	0	0	0	0	0
Oct 16	at Atl	L	1/0	3	3	0	1.0	0.0	0	0	0	0	0	0
Oct 23	KC	L	1/0	1	0	1	0.0	0.0	0	0	1	0	0	0
Oct 30	at LAR	W	1/0	1	1	0	0.0	0.0	0	0	0	0	0	0
Nov 13	LAC	W	1/0	1	0	1	0.0	0.0	0	0	1	0	0	0
Nov 21	at Arz	W	1/0	0	0	0	0.0	0.0	0	0	1	0	0	0
Nov 27	NO	W	1/0	1	1	0	0.0	0.0	0	0	0	0	0	0
Dec 4	Mia	W	1/0	0	0	0	0.0	0.0	0	0	1	0	0	0
Dec 11	TB	W	1/0	1	0	1	0.0	0.0	0	0	2	0	0	0
Dec 15	at Sea	W	1/0	1	0	1	0.0	0.0	0	0	0	0	0	0
Dec 24	Was	W	-	-	-	-	-	-	-	-	-	-	-	-
Jan 1	at LV	W	1/0	0	0	0	0.0	0.0	1	0	1	0	0	0
Jan 8	Arz	W	-	-	-	-	-	-	-	-	-	-	-	-
TOTALS			15/0	14	8	6	3.0	14.0	1	0	8	0	0	0

2022 Postseason														
Date	Opp	W/L	P/S	Tot	Sol	Ast	Sk	Yds	Int	Yds	PD	FF	FR	Yds
Jan 14	Sea	W	-	-	-	-	-	-	-	-	-	-	-	-
Jan 22	Dal	W	-	-	-	-	-	-	-	-	-	-	-	-
Jan 29	at Phi	L	-	-	-	-	-	-	-	-	-	-	-	-
TOTALS			0/0	0	0	0	0.0	0.0	0	0	0	0	0	0

2023														
Date	Opp	W/L	P/S	Tot	Sol	Ast	Sk	Yds	Int	Yds	PD	FF	FR	Yds
Sep 10	at Pit	W	1/0	3	3	0	3.0	20.0	0	0	0	0	0	0
Sep 17	at LAR	W	1/0	2	1	1	0.0	0.0	0	0	1	0	0	0
Sep 21	NYG	W	1/0	0	0	0	0.0	0.0	0	0	0	0	0	0
Oct 1	Arz	W	1/0	1	0	1	0.0	0.0	0	0	0	0	0	0
Oct 8	Dal	W	1/0	0	0	0	0.0	0.0	0	0	0	0	0	0
Oct 15	at Cle	L	1/0	1	0	1	0.0	0.0	0	0	0	0	0	0
Oct 23	at Min	L	1/0	0	0	0	0.0	0.0	0	0	0	0	0	0
Oct 29	Cin	L	1/0	0	0	0	0.0	0.0	0	0	0	0	0	0
PLACED ON INJURED RESERVE (Knee) ON 11/11														
TOTALS			8/0	7	4	3	3.0	20.0	0	0	1	0	0	0



JUAN JENNINGS

15

WR * 6-3 * 212 * TENNESSEE

7.10.97 * MURFREESBORO, TN * 4TH YEAR * ACQUIRED D-7 IN '20

AWARDS & HONORS

2021: Thomas Herrion Memorial Award

GOLDMINE

- When a deadly tornado hit Tennessee in March of 2020, Jennings turned his scheduled autograph session into a donation drop off benefiting those affected by the tornado. "Just to be able to go down there and help," said Jennings, "It means a lot because this is a place that helped build who I am today. I had just gotten to Knoxville from the Combine and to wake up and see that call about the tornado and see the devastation that's happened, it broke my heart." In addition to signing autographs and talking to young fans, Jennings organized donations to go toward the community. "A lot of people are contacting me and they're like, 'What can we do?'" Jennings said. "And I'm like, 'Just bring donations. I'll take care of the rest.' It just means a lot to be able to just come out here and help the community."




- Since childhood, Jennings has immersed himself in athletics. Coming from a family of athletes, Jennings grew up with a competitive spirit. Older sister, Alexis, played collegiate basketball at Kentucky and South Carolina, collecting Second-Team All-SEC honors as a senior with the Gamecocks in 2018-19. "We were always outside going to the playgrounds or to the local YMCA to play against people," said Alexis. "We pretty much played anything and everything. We just loved to be outside doing anything that had to do with sports."

JENNINGS' GOLDEN NUGGETS

- His first name is pronounced juh-WAHN.
- In addition to football, Jennings played basketball at Blackman (Murfreesboro, TN) HS.

GOLDMINE (CONTINUED)

- Jennings followed in the footsteps of his father, Bennie, who was a four-year letterman on the University of North Alabama's football team from 1987-90. The First-Team All-American registered 29 catches for 456 yards and four touchdowns as a senior. His athletic prowess earned him a spot in UNA's Hall of Fame for football.



JENNINGS' CAREER STATISTICS

YEAR	TEAM	GP	GS	RECEIVING					RUSHING					
				NO	YDS	AVG	LG	TD	ATT	YDS	AVG	LG	TD	
2020	SF	–	–	–	–PRACTICE SQUAD					–	–	–	–	–
2021	SF	16	1	24	282	11.8	34	5	0	0	0	–	–	0
2022	SF	16	4	35	416	11.9	44	1	0	0	0	–	–	0
2023	SF	13	2	19	265	13.9	31	1	0	0	0	–	–	0
TOTALS		45	7	78	963	12.3	44	7	0	0	0	–	–	0

PLAYOFFS

YEAR	TEAM	GP	GS	RECEIVING					RUSHING					
				NO	YDS	AVG	LG	TD	ATT	YDS	AVG	LG	TD	
2021	SF	3	0	6	43	7.2	13	0	0	0	0	–	–	0
2022	SF	3	0	4	67	16.8	33	0	0	0	0	–	–	0
2023	SF	3	0	10	111	11.1	23	1	1	–1	–1.0	–1	–1	0
TOTALS		9	0	20	221	11.1	33	1	1	–1	–1.0	–1	–1	0

Additional Statistics:

Tackles – 2: 2021 (1); 2022 (1)
Special Teams Tackles – 1: 2022 (1)
Fumble Recoveries – 1: 2021 (1)
Fumbles – Lost: 2–0: 2021 (1–0); 2022 (1–0)
Passing Attempts/Completions – Postseason 1/1: 2023 (1/1)
Passing TDs – Postseason 1: 2023 (1)
Passing Yards – Postseason 21: 2023 (21)

Milestones:

NFL Debut: at Det. (9/12/21); **First Start:** vs. LAR (11/15/21); **First Reception:** Regular Season – at Phi. (9/19/21 – 11–yd. pass from QB Jimmy Garoppolo); Postseason – at Dal. (1/16/22 – 11–yd. pass from QB Jimmy Garoppolo); **First TD Reception:** Regular Season – at Phi. (9/19/21 – 11–yd. pass from QB Jimmy Garoppolo); **First Multi–TD Game:** Regular Season – at LAR (1/9/22)

JENNINGS' CAREER HIGHS

Receptions: Regular Season – 6 (2 times) Last vs. NO (11/28/22); Postseason – 3 at Dal. (1/16/22) **Long Reception:** Regular Season – 44 at Chi (9/11/22); Postseason – 33 vs. Sea. (1/14/23)
Receiving Yards: Regular Season – 94 at LAR (1/9/22); Postseason – 61 vs. GB (1/20/24) **TD Receptions:** Regular Season – 2 at LAR (1/9/22)

JENNINGS' TRANSACTIONS

Originally a 7th–round (217th overall) draft choice by SF in 2020...Waived by SF on 9/5/20...Signed to SF practice squad on 9/6/20...Placed on the practice squad Injured Reserve List on 10/24/20...Signed to Reserve/Future contract with SF on 1/4/21...Placed on the Reserve/COVID–19 List on 7/28/21... Activated from the Reserve/COVID–19 List on 8/6/21...Re–signed with SF on a one–year deal on 4/19/22...Re–signed with SF on a one–year deal on 4/17/23.

2023

- Appeared in 13 games (2 starts) and registered 19 receipts. for 265 yds. and 1 TD. Also appeared in 3 postseason games and added 10 receipts. for 111 yds. and 1 TD.
- Registered 3 receipts. for 44 yds. and 1 TD at Phi. (12/3), marking his 1st TD receipt. of the season and the 7th of his career.
- Registered 4 catches for 42 yds. and 1 TD at KC (2/11/24 - SB LVIII), marking his first TD receipt. of his playoff career.
- Jennings threw a 21-yd TD pass at KC (2/11/24 - SB LVIII), marking the first of his career and the first time that a WR has thrown a TD in the Super Bowl since the 2005 season when former Pittsburgh Steelers WR Antwaan Randle El threw a 43-yd. TD pass to WR Hines Ward vs. Sea. (2/5/06 - SB XL).
- With 1 TD receipt. and 1 TD pass at KC (2/11/24 - SB LVIII), Jennings became the 2nd player in NFL history to register 1-or-more TD receipts. and 1-or-more pass TDs in the Super Bowl [QB Nick Foles - 1 TD receipt., 3 pass TDs at NE (2/14/18 - SB LII)].

2022

- Appeared in 16 games (4 starts) and recorded 35 receipts. for 416 yds. and 1 TD. Also appeared in 3 games and added 4 receipts for 67 yds.
- Hauled in 6 receipts. for 49 yds. and 1 TD vs. NO (11/27). The 5-yd. TD receipt. marked his first TD of the season and the 6th of his career.

2021

- Appeared in 16 games (1 start) and registered 24 receipts. for 282 yds. and 5 TDs. Also appeared in all 3 postseason games where he hauled in 6 receipts. for 43 yds.
- Registered 2 receipts. for 17 yds. and 1 TD at Phi. (9/19) which included the first TD receipt. of his career on the first receipt. of his career, an 11-yd. pass from QB Jimmy Garoppolo.
- Registered a 3-yd. receipt. in his first career start vs. LAR (11/15).
- Hauled in 2 receipts. for 24 yds. and 1 TD vs. Min. (11/28).
- Brought in 3 receipts. for 24 yds. and 1 TD vs. Atl. (12/19).
- Registered career-highs with 6 receipts. for 94 yds. and 2 TDs at LAR (1/9/22), giving him 5 rec. TDs on the season. It also marked the first multi-TD game of his career.

2020

- Spent the majority of the season on the team's practice squad prior to being placed on the practice squad Injured Reserve List on 10/24.

COLLEGE

Appeared in 50 games (30 starts) in five years (2015-19) at Tennessee and finished his collegiate career ranked 5th in school history in receipts. (146), 4th in rec. yds. (2,153) and t-5th in TD receipts. (18). Also tallied 25 carries for 93 yds. and 1 TD. As a senior, was selected a team MVP and as a permanent team captain. Appeared in 13 games (9 starts) and registered 59 receipts. for 969 yds. and 8 TDs. Added 13 carries for 51 yds. and 1 TD on the ground. In 2018, appeared in 12 games (5 starts) and recorded 30 receipts. for 438 yds. and 3 TDs. Redshirted in 2017. In 2016, appeared in all 13 games (9 starts) and recorded 40 receipts. for 580 yds. and 7 TDs. Also threw a 4-yd. TD pass. As a freshman in 2015, appeared in 11 games (6 starts) and recorded 14 receipts. for 149 yds. Additionally completed 1 pass for a 58-yd. TD.

PERSONAL

- Attended Blackman (Murfreesboro, TN) HS where he completed 125 of 219 passes for 2,155 yds. and 22 TDs at QB. Was honored as the 2014 Tennessee Mr. Football Division I Class AAA Back of the Year as a senior.
- Son of Angela Holman and Bennie Jennings.
- Brother of Alexis and Kendal Jennings and Elizabeth, Tinae and Tony Holman.
- Majored in business administration at Tennessee.
- Born Bennie Jauan Jennings (7/10/97) in Cowan, TN.

INJURY REPORT

- 2020:** Placed on the practice squad Injured Reserve List on 10/24.
- 2022:** Inactive at LAR (10/30) with a hamstring injury.
- 2023:** Inactive 4 games [vs. Arz. (10/1), vs. Bal. (12/25), at Was. (12/31) and vs. LAR (1/7/24)] with a shin and concussion injury.

JENNINGS' GAME-BY-GAME

2021								
Date	Opp	W/L	P/S	Rec	Yds	Avg	Lg	TD
Sep 12	at Det	W	1/0	0	0	—	—	0
Sep 19	at Phi	W	1/0	2	17	8.5	11t	1
Sep 26	GB	L	1/0	0	0	—	—	0
Oct 3	Sea	L	1/0	1	14	14.0	14	0
Oct 10	at Arz	L	—	—	INACTIVE	—	—	—
Oct 24	Ind	L	1/0	0	0	—	—	0
Oct 31	at Chi	W	1/0	0	0	—	—	0
Nov 7	Arz	L	1/0	0	0	—	—	0
Nov 15	LAR	W	1/1	1	3	3.0	3	0
Nov 21	at Jax	W	1/0	1	4	4.0	4	0
Nov 28	Min	W	1/0	2	24	12.0	21	1
Dec 5	at Sea	L	1/0	1	8	8.0	8	0
Dec 12	at Cin	W	1/0	3	46	15.3	25	0
Dec 19	Atl	W	1/0	3	28	9.3	15	1
Dec 23	at Ten	L	1/0	2	19	9.5	11	0
Jan 2	Hou	W	1/0	2	25	12.5	13	0
Jan 9	at LAR	W	1/0	6	94	15.7	34	2
TOTALS			16/1	24	282	11.8	34	5

2023								
Date	Opp	W/L	P/S	Rec	Yds	Avg	Lg	TD
Sep 10	at Pit	W	1/0	0	0	—	—	0
Sep 17	at LAR	W	1/0	2	51	25.5	31	0
Sep 21	NYG	W	1/0	2	31	15.5	24	0
Oct 1	Arz	W	—	—	INACTIVE (Shin)	—	—	—
Oct 8	Dal	W	1/0	1	19	19.0	19	0
Oct 15	at Cle	L	1/0	2	26	13.0	17	0
Oct 22	at Min	L	1/1	5	54	10.8	18	0
Oct 29	Cin	L	1/1	0	0	—	—	0
Nov 12	at Jax	W	1/0	1	8	8.0	8	0
Nov 19	TB	W	1/0	0	0	—	—	0
Nov 23	at Sea	W	1/0	1	7	7.0	7	0
Dec 3	at Phi	W	1/0	3	44	14.7	18	1
Dec 10	Sea	W	1/0	0	0	—	—	0
Dec 17	at Arz	W	1/0	2	25	12.5	22	0
Dec 25	Bal	L	—	—	INACTIVE (Concussion)	—	—	—
Dec 31	at Was	W	—	—	INACTIVE (Concussion)	—	—	—
Jan 7	LAR	L	—	—	INACTIVE (Concussion)	—	—	—
TOTALS			13/2	19	265	13.9	31	1

2021 Postseason								
Date	Opp	W/L	P/S	Rec	Yds	Avg	Lg	TD
Jan 16	at Dal	W	1/0	3	29	9.7	13	0
Jan 22	at GB	W	1/0	1	6	6.0	6	0
Jan 30	at LAR	L	1/0	2	8	4.0	11	0
TOTALS			3/0	6	43	7.2	13	0

2023 Postseason								
Date	Opp	W/L	P/S	Rec	Yds	Avg	Lg	TD
Jan 20	GB	W	1/0	5	61	12.2	21	0
Jan 28	Det	W	1/0	1	8	8.0	8	0
Feb 11	at KC	L	1/0	4	42	10.5	23	1
TOTALS			3/0	10	111	10.2	23	1

2022								
Date	Opp	W/L	P/S	Rec	Yds	Avg	Lg	TD
Sep 11	at Chi	L	1/1	4	62	15.5	44	0
Sep 18	Sea	W	1/0	1	4	4.0	4	0
Sep 25	at Den	L	1/0	1	5	5.0	5	0
Oct 3	LAR	W	1/0	2	22	11.0	12	0
Oct 9	at Car	W	1/0	2	45	22.5	32	0
Oct 16	at Atl	L	1/0	2	18	9.0	9	0
Oct 23	KC	L	1/0	2	24	12.0	13	0
Oct 30	at LAR	W	—	—	INACTIVE (Hamstring)	—	—	—
Nov 13	LAC	W	1/0	4	40	10.0	12	0
Nov 21	at Arz	W	1/0	0	0	—	—	0
Nov 27	NO	W	1/0	6	49	8.2	13	1
Dec 4	Mia	W	1/0	2	34	17.0	19	0
Dec 11	TB	W	1/0	1	5	5.0	5	0
Dec 15	at Sea	W	1/1	3	31	10.3	12	0
Dec 24	Was	W	1/1	2	21	10.5	15	0
Jan 1	at LV	W	1/1	2	46	23.0	28	0
Jan 8	Arz	W	1/0	1	10	10.0	10	0
TOTALS			16/4	35	416	11.9	44	1

2022 Postseason								
Date	Opp	W/L	P/S	Rec	Yds	Avg	Lg	TD
Jan 14	Sea	W	1/0	2	41	20.5	33	0
Jan 22	Dal	W	1/0	2	26	13.0	21	0
Jan 29	at Phi	L	1/0	0	0	—	—	0
TOTALS			3/0	4	67	16.8	33	0



KYLE JUSZCZYK

44

FB * 6-2 * 235 * HARVARD

4.23.91 * LODI, OH * 12TH YEAR * ACQUIRED FA IN '17

AWARDS & HONORS

- 2016:** AFC Pro Bowl
- 2017:** Bill Walsh Award, NFC Pro Bowl, 49ers Community Relations Youth Football Award
- 2018:** NFC Pro Bowl
- 2019:** NFC Pro Bowl
- 2020:** NFC Pro Bowl
- 2021:** NFC Pro Bowl
- 2022:** NFC Pro Bowl Games, NFLPA First-Team All-Pro, Gary Niver Award
- 2023:** NFC Pro Bowl, AP First-Team All-Pro

CAREER HIGHLIGHTS

- Led all NFL FBs in 2015 after registering career highs in recepts. (41), rec. yds. (321) and rec. TDs (4) for a Ravens offense that set a single-season team-record in net passing yds. (4,271).
- In 2016, finished with 37 recepts. for 266 yds. and was selected to his 1st career Pro Bowl.

GOLDMINE

- NFL players had the opportunity to participate in the NFL's annual My Cause, My Cleats campaign during Week 14 of the 2019 season. Juszczyk and his teammates represented their respective causes with custom-designed cleats in an effort to raise awareness and funding. Juszczyk represented the Breast Cancer Research Foundation, saying, "I play to honor my wife's mother, Virginia."
- Juszczyk chose to support The Crohn's & Colitis Foundation in 2018, which is a volunteer-fueled organization dedicated to finding cures for Crohn's disease and ulcerative colitis, and improving the quality of life of children and adults affected by these diseases. Juszczyk also hosted Juice's Future All-Stars Camp in Burbank, OH, with all proceeds donated to benefit Crohn's disease research.
- Juszczyk often promotes PLAY 60, the NFL's movement to get children active for at least 60 minutes a day. In 2013, he participated in a PLAY 60 Challenge kickoff assembly at Essex (MD) Elementary School.



JUSZCZYK'S GOLDEN NUGGETS

- His last name is pronounced YOOZ-check.
- Named the recipient of the 2017 Bill Walsh Award, which was established in 2004 in honor of San Francisco's Hall of Fame Head Coach. The award, which is voted on by the coaching staff, is given to the 49er who has best represented the standard of professional excellence established by Walsh. Walsh served as the team's head coach for 10 seasons from 1979-88. In that time, he compiled a record of 102-63-1 and led the team to three Super Bowls. He was twice named Coach of the Year (1981, 1984) and was later named Coach of the Decade for the 1980s.
- Each offseason, Juszczyk likes to build at least one piece of furniture with his own hands. His most recent piece of furniture assembled was a farmhouse-style kitchen table.
- In search of his favorite pregame meal, Juszczyk settled on filet mignon with sweet potatoes and spaghetti with scrambled eggs, a meal he describes as, "The perfect combination of protein and the right carbs before a game."
- His great uncle, Rich "Dickie" Moore, played DT at Villanova University before being selected by the Green Bay Packers in the first round (12th overall) of the 1969 NFL Draft.



JUSZCZYK'S CAREER STATISTICS

YEAR	TEAM	GP	GS	RUSHING					RECEIVING				
				ATT	YDS	AVG	LG	TD	NO	YDS	AVG	LG	TD
2013	BAL	16	0	0	0	–	–	0	0	0	–	–	0
2014	BAL	16	14	0	0	–	–	0	19	182	9.6	33	1
2015	BAL	16	11	2	3	1.5	2	0	41	321	7.8	39	4
2016	BAL	16	7	5	22	4.4	10t	1	37	266	7.2	40	0
2017	SF	14	10	7	31	4.4	12	0	33	315	9.5	44	1
2018	SF	16	14	8	30	3.8	12	0	30	324	10.8	56	1
2019	SF	12	12	3	7	2.3	6	0	20	239	12.0	49	1
2020	SF	16	15	17	64	3.8	10	2	19	202	10.6	41	4
2021	SF	17	16	8	22	2.8	6t	1	30	296	9.9	26	1
2022	SF	16	12	7	26	3.7	9	1	19	200	10.5	35	1
2023	SF	17	16	5	6	1.2	3	0	14	119	8.5	22	2
TOTALS		172	127	62	211	3.4	12	5	262	2,464	9.4	56	16

PLAYOFFS

YEAR	TEAM	GP	GS	RUSHING					RECEIVING				
				ATT	YDS	AVG	LG	TD	NO	YDS	AVG	LG	TD
2014	BAL	2	1	0	0	–	–	0	6	45	7.5	11	0
2019	SF	3	3	0	0	–	–	0	3	39	13.0	15t	1
2021	SF	3	3	3	14	4.7	13	0	2	15	7.5	10	0
2022	SF	3	3	1	8	8.0	8	0	1	6	6.0	6	0
2023	SF	3	3	2	5	2.5	3	0	4	67	16.0	23	0
TOTALS		14	13	6	27	4.5	13	0	16	169	10.6	23	1

Additional Statistics:

Fumbles–Lost – 6–6: 2014 (2–2); 2017 (2–2); 2018 (2–2)

Special Teams Tackles: Regular Season – 20: 2013 (5); 2014 (3); 2015 (1); 2016 (3); 2017 (3); 2018 (1); 2021 (3); 2022 (1) **Postseason – 4:** 2014 (4)

Special Teams Fumble Recoveries – 2: 2013 (1); 2019 (1)

Special Teams Forced Fumbles – 1: 2022 (1)

Kick Returns – 5: 2013 (2); 2014 (2); 2015 (1)

Kick Return Yards – 52: 2013 (17); 2014 (28); 2015 (7)

Tackles – 4: 2018 (2); 2021 (1); 2023 (1)

Milestones:

NFL Debut: at Den. (9/5/13); **First Start:** vs. Cin. (9/7/14); **First Reception:** Regular Season – at Cle. (9/21/14 – 9–yd. TD pass from QB Joe Flacco); Postseason – at Pit. (1/3/15 – 7–yd. pass from QB Joe Flacco); **First TD Reception:** Regular Season – at Cle. (9/21/14 – 9–yd. TD pass from QB Joe Flacco); Postseason – at KC (2/2/20 – 15–yd. TD pass from QB Jimmy Garoppolo); **First Rushing TD:** Regular Season – at Pit. (12/25/16); **First Multi–TD Game:** Regular Season – at Arz. (12/26/20 – 2 TDs)

JUSZCZYK'S CAREER HIGHS

Rushes: Regular Season – 5 vs. GB (9/26/21); Postseason – 2 at GB (1/22/22)

Rushing Yards: Regular Season – 18 at NE (10/25/20); Postseason – 14 at GB (1/22/22)

Long Rush: Regular Season – 12 (2 times) Last vs. Arz. (10/7/18); Postseason – 13 at GB (1/22/22)

Rushing TDs: Regular Season – 1 (5 times) Last vs. Sea. (9/18/22)

Receptions: Regular Season – 7 vs. Arz. (11/17/19); Postseason – 4 at NE (1/10/15)

Receiving Yards: Regular Season – 76 vs. Jax. (12/24/17); Postseason – 39 at KC (2/2/20)

Long Reception: Regular Season – 56 at Min. (9/9/18); Postseason – 23 vs. Det. (1/28/24)

TD Receptions: Regular Season – 2 at Arz. (12/26/20); Postseason – 1 at KC (2/2/20)

JUSZCZYK'S TRANSACTIONS

Originally a 4th–round (130th overall) draft choice by Bal. in 2013...Signed a four–year deal with SF on 3/10/17...Signed a five–year extension through 2025 with SF on 3/15/21.

2023 (SAN FRANCISCO)

- Appeared in 17 games (16 starts) where he had 5 rushes for 6 yds. as well as 14 receptions for 119 yds. and 2 TDs.
- Caught 4 passes for 26 yds. and 1 TD vs. Dal. (10/8).
- Juszczyk's 9-yd. TD receipt. marked his 1st of the season and the 15th of his career.
- Caught 2 passes for 26 yds. and 1 TD at Jax. (11/12).

2022 (SAN FRANCISCO)

- Appeared in 16 games (12 starts) and tallied 19 receipts. for 200 yds. and 1 TD as well as 7 carries for 26 yds. and 1 TD. Started all 3 postseason games and added an 8-yd. rush and a 6-yd. receipt.
- Scored on a 1-yd. TD run vs. Sea. (9/18), marking his first of the season and the 5th of his career.
- Registered 3 receipts. for 12 yds. and 1 TD vs. Mia. (12/4). The 3-yd. TD receipt. marked his first of the season, the 14th of his career and his first since 9/26/21 (vs. GB).
- Forced a Buccaneers WR Deven Thompkins fumble on special teams vs. TB (12/11), marking the first special teams FF of his career.

2021 (SAN FRANCISCO)

- Appeared in all 17 games (16 starts) where he had 8 rushes for 22 yds. and 1 TD to go along with 30 receipts. for 296 yds. and 1 TD.
- Started all 3 postseason games and had 3 carries for 14 yds. and 2 receipts. for 15 yds.
- Hauled in 4 receipts. for 37 yds. and 1 TD, while adding a career-high 5 carries for 14 yards vs. GB (9/26). The 11-yd. TD receipt. marked his 1st TD of the season and 13th of his career.
- Had a 6-yd. TD run vs. Atl. (12/19), marking his first of the season, 4th of his career and first since 10/25/20 at NE.

2020 (SAN FRANCISCO)

- Appeared in all 16 games (15 starts) and recorded a career-high 17 carries for 64 yds. and 2 TDs to go along with 19 receipts. for 202 yds. and 4 TDs.
- Scored on a 7-yd. rushing TD vs. Mia. (11/10), his first TD of the season and 2nd career rushing TD. It marked his first rushing TD since 2016 as a member of the Baltimore Ravens [1-yd. TD run at Pit. (12/18/16)].
- Registered a career-high 4 carries for a career-high 18 yds. and 1 TD at NE (10/25). It marked his 2nd rushing TD of the season, setting a new single-season career high.
- Notched a 6-yd. TD receipt. late in the 3rd Qtr. vs. Buf. (12/7), his 1st rec. TD of the season and 9th of his career.
- Finished the game vs. Was. (12/13) with 2 receipts. for 15 yds., including a 6-yd. TD receipt., marking his 2nd TD receipt. of the season and 10th of his career. With 1 rec. TD last week vs. Buf. (12/7/20), recorded at least 1 rec. TD in back-to-back games for the first time in his career.
- His 4 total TDs on the season (2 rushing & 2 rec.) were tied for a career-high (2015 - 4 rec. TDs. as a member of the Baltimore Ravens).
- Finished the game at Arz. (12/26) with 2 receipts. for 10 yds. and 2 TDs to go along with 1 rush for 3 yds. on the ground and marked the first multi-TD game of his career. His 6 total TDs on the season marked a career-high.
- Became the first 49ers RB/FB to record 2 TD receipts. in a game since FB Fred Beasley registered 2 TD receipts. at Atl. (9/3/00).

2019 (SAN FRANCISCO)

- Started all 12 games in which he appeared and recorded 20 receipts. for 239 yds. and 1 TD. Also started all 3 postseason games and registered 3 receipts. for 39 yds. and 1 TD.
- Registered a career-high 7 receipts. for 63 yds. vs. Arz. (11/17).
- Recovered a Falcons RB Kenjon Barner fumble vs. Atl. (12/15), his 2nd career special teams FR. The takeaway led to his 2-yd. TD receipt. two plays later, his 1st of the season and 8th of his career.
- Registered 3 receipts. for 39 yds. and 1 TD at KC (2/2/20 - SB). According to ESPN Stats & Info, became the first FB since 49ers FB William Floyd in Super Bowl XXIX to register a rec. TD. According to NFL Research, he is the 7th FB to score a TD in a Super Bowl and the first since FB Mike Alstott in Super Bowl XXXVII.

2018 (SAN FRANCISCO)

- Earned Pro Bowl honors for the 3rd consecutive season after appearing in all 16 games (14 starts) and recording 30 receipts. for a career-high 324 rec. yds. and 1 rec. TD, along with 8 rushes for 30 yds.
- Connected on a career-long 56-yd. receipt. from QB Jimmy Garoppolo at Min. (9/9).
- Caught a 35-yd. TD receipt. from QB Jimmy Garoppolo at KC (9/23). It marked his first TD receipt. of the year and the longest TD receipt. of his career.
- Tied his career-high with 6 receipts. for 75 yds. and also tied his career-long with a 12-yd. run vs. Arz. (10/7).

2017 (SAN FRANCISCO)

- Played in 14 games (10 starts) and set then-career-highs in rushing atts. (7) and rushing yds. (31), while adding 33 receipts. for 315 yds. and 1 TD.
- Hauled in a 6-yd. TD pass from QB Brian Hoyer at Ind. (10/8), marking his 1st TD receipt. of the season and 1st since 1/3/16 at Cin.
- Registered a career-long 44-yd. receipt. and set a single-game career-high with 76 rec. yds. vs. Jax. (12/24). His previous career-high was 64 rec. yds. at Hou. (12/10/17).

2016 (BALTIMORE)

- Appeared in all 16 games for the 4th consecutive season. Registered 37 receipts. for 266 yds.
- Made his 1st Pro Bowl appearance.
- Set single-game career highs in both receipts. (6) and rec. yds. (56) vs. Oak. (10/2).

2015 (BALTIMORE)

- Led all FBs in 2015 after registering career highs in receipts. (41), rec. yds. (321) and rec. TDs (4) for a Ravens offense that set a single-season team-record in net passing yds. (4,271).
- Scored his 2nd career TD on an 8-yard receipt. from Ravens QB Joe Flacco vs. Cle. (10/11).
- Caught a career-long 39-yd. receipt. in the Ravens 29-26 victory vs. SD (11/1).
- Finished with 2 receipts. for 18 yds. and 1 TD at Cin. (1/3/16), marking his 5th career rec. TD.

2014 (BALTIMORE)

- Started a career-high 14 games and registered 19 receipts. for 182 yds. and 1 TD. Also helped the Ravens establish franchise single-season records in yds. (5,838) and points scored (409).
- Appeared in both postseason contests (one start) and had 6 receipts. for 45 yds.
- Made his 1st career start vs. Cin. (9/7).
- Registered postseason career highs in receipts. (4) and rec. yds. (29) at NE (1/10/15) (AFC-D). Also helped Ravens RB Justin Forsett rush for 129 yds., the 3rd most in Ravens postseason history.

2013 (BALTIMORE)

- Appeared in all 16 games as a rookie, where he finished with 5 tackles and 1 FR on special teams.

COLLEGE

Finished his career with 125 receipts. for 1,576 yds. (12.6 avg.) and 22 TDs. Left Harvard as the school's all-time leader in each category. Earned Associated Press First-Team All-America honors as a senior in 2012 after leading the team with 52 receipts. for 706 yds. and 8 TDs. As a junior, led all Ivy League TEs and Harvard receivers with 37 receipts. for 512 yds. and 7 TDs, earning First-Team All-Ivy League honors. In 2010, finished with 25 receipts. for 234 yds. and a team-high 4 TDs. Appeared in all 10 games as a freshman, as he registered 11 receipts. for 124 yds. and 3 TDs.

PERSONAL

- Earned first-team All-Suburban League and All-Medina County honors as a junior and senior at Cloverleaf (Lodi, OH) HS. Played LB, QB, RB, TE and WR during his time at Cloverfield.
- Saw action at LB, QB, RB, TE and WR in high school. He also played basketball and competed in track & field throwing events.
- Participated in the Ohio Math League in high school.
- Enjoys fishing and playing cards in his free time.
- Graduated with a bachelor's degree in economics from Harvard University.
- Born Kyle Juszczuk (4/23/91) in Lodi, OH.
- Married the former Kristin Arceri in July of 2019. Kristin is the founder of ORIGIN, an online women's clothing boutique.

INJURY REPORT

2017: Inactive at Was. (10/15) and vs. Dal. (10/22) with a back injury.

2019: Inactive at 4 games [at LAR (10/13), at Was. (10/20), vs. Car. (10/27) and at Arz. (10/31)] with a knee injury.

2022: Inactive at LAR (10/30) with a finger injury.

JUSZCZYK'S GAME-BY-GAME

2013 (Baltimore)

Date	Opp	W/L	P/S	Rsh	Yds	Avg	Lg	TD	Rec	Yds	TD
Sep 5	at Den	L	1/0	0	0	-	-	0	0	0	0
Sep 15	Cle	W	1/0	0	0	-	-	0	0	0	0
Sep 22	Hou	W	1/0	0	0	-	-	0	0	0	0
Sep 29	at Buf	L	1/0	0	0	-	-	0	0	0	0
Oct 6	at Mia	W	1/0	0	0	-	-	0	0	0	0
Oct 13	GB	L	1/0	0	0	-	-	0	0	0	0
Oct 20	at Pit	L	1/0	0	0	-	-	0	0	0	0
Nov 3	at Cle	L	1/0	0	0	-	-	0	0	0	0
Nov 10	Cin	W	1/0	0	0	-	-	0	0	0	0
Nov 17	at Chi	L	1/0	0	0	-	-	0	0	0	0
Nov 24	NYJ	W	1/0	0	0	-	-	0	0	0	0
Nov 28	Pit	W	1/0	0	0	-	-	0	0	0	0
Dec 8	Min	W	1/0	0	0	-	-	0	0	0	0
Dec 16	at Det	W	1/0	0	0	-	-	0	0	0	0
Dec 22	NE	L	1/0	0	0	-	-	0	0	0	0
Dec 29	at Cin	L	1/0	0	0	-	-	0	0	0	0
TOTALS			16/0	0	0	-	-	0	0	0	0

2015 (Baltimore)

Date	Opp	W/L	P/S	Rsh	Yds	Avg	Lg	TD	Rec	Yds	TD
Sep 13	at Den	L	1/1	0	0	-	-	0	4	17	0
Sep 20	at Oak	L	1/0	0	0	-	-	0	1	11	0
Sep 27	Cin	L	1/1	0	0	-	-	0	2	11	0
Oct 1	at Pit	W	1/0	0	0	-	-	0	1	3	0
Oct 11	Cle	L	1/0	0	0	-	-	0	3	31	1
Oct 18	at SF	L	1/1	0	0	-	-	0	2	22	0
Oct 26	at Arz	L	1/1	0	0	-	-	0	4	15	1
Nov 1	SD	W	1/1	0	0	-	-	0	1	39	0
Nov 15	Jax	L	1/0	0	0	-	-	0	5	47	0
Nov 22	StL	W	1/1	2	3	1.5	2	0	3	10	0
Nov 30	at Cle	W	1/1	0	0	-	-	0	2	18	0
Dec 6	at Mia	L	1/1	0	0	-	-	0	1	-2	0
Dec 13	Sea	L	1/1	0	0	-	-	0	0	0	0
Dec 20	KC	L	1/1	0	0	-	-	0	5	26	1
Dec 27	Pit	W	1/0	0	0	-	-	0	5	55	0
Jan 3	at Cin	L	1/1	0	0	-	-	0	2	18	1
TOTALS			16/11	2	3	1.5	2	0	41	321	4

2014 (Baltimore)

Date	Opp	W/L	P/S	Rsh	Yds	Avg	Lg	TD	Rec	Yds	TD
Sep 7	Cin	L	1/1	0	0	-	-	0	0	0	0
Sep 11	Pit	W	1/0	0	0	-	-	0	0	0	0
Sep 21	at Cle	W	1/1	0	0	-	-	0	3	54	1
Sep 28	Car	W	1/1	0	0	-	-	0	2	8	0
Oct 5	at Ind	L	1/1	0	0	-	-	0	0	0	0
Oct 12	at TB	W	1/1	0	0	-	-	0	2	29	0
Oct 19	Atl	W	1/1	0	0	-	-	0	1	4	0
Oct 26	at Cin	L	1/1	0	0	-	-	0	1	21	0
Nov 2	at Pit	L	1/1	0	0	-	-	0	1	12	0
Nov 9	Ten	W	1/1	0	0	-	-	0	3	26	0
Nov 24	at NO	W	1/1	0	0	-	-	0	3	21	0
Nov 30	SD	L	1/1	0	0	-	-	0	0	0	0
Dec 7	at Mia	W	1/0	0	0	-	-	0	2	3	0
Dec 14	Jax	W	1/1	0	0	-	-	0	1	4	0
Dec 21	at Hou	L	1/1	0	0	-	-	0	0	0	0
Dec 28	Cle	W	1/1	0	0	-	-	0	0	0	0
TOTALS			16/14	0	0	-	-	0	19	182	1

2016 (Baltimore)

Date	Opp	W/L	P/S	Rsh	Yds	Avg	Lg	TD	Rec	Yds	TD
Sep 11	Buf	W	1/1	1	2	2.0	2	0	2	21	0
Sep 18	at Cle	W	1/0	0	0	-	-	0	1	8	0
Sep 25	at Jax	W	1/1	0	0	-	-	0	1	2	0
Oct 2	Oak	L	1/0	0	0	-	-	0	6	56	0
Oct 9	Was	L	1/1	0	0	-	-	0	3	20	0
Oct 16	at NYG	L	1/1	0	0	-	-	0	4	25	0
Oct 23	at NYJ	L	1/0	0	0	-	-	0	1	2	0
Nov 6	Pit	W	1/0	1	2	2.0	2	0	0	0	0
Nov 10	Cle	W	1/1	1	3	3.0	3	0	2	4	0
Nov 20	at Dal	L	1/0	0	0	-	-	0	3	32	0
Nov 27	Cin	W	1/0	0	0	-	-	0	3	18	0
Dec 4	Mia	W	1/0	0	0	-	-	0	1	6	0
Dec 12	at NE	L	1/1	0	0	-	-	0	3	46	0
Dec 18	Phi	W	1/0	0	0	-	-	0	3	15	0
Dec 25	at Pit	L	1/1	2	15	7.5	10t	1	2	10	0
Jan 1	at Cin	L	1/0	0	0	-	-	0	2	1	0
TOTALS			16/7	5	22	4.4	10t	1	37	266	0

2014 Postseason (Baltimore)

Date	Opp	W/L	P/S	Rsh	Yds	Avg	Lg	TD	Rec	Yds	TD
Jan 3	at Pit	W	1/1	0	0	-	-	0	2	16	0
Jan 10	at NE	L	1/0	0	0	-	-	0	4	29	0
TOTALS			2/1	0	0	-	-	0	6	45	0

2017 (San Francisco)

Date	Opp	W/L	P/S	Rsh	Yds	Avg	Lg	TD	Rec	Yds	TD
Sep 10	Car	L	1/1	1	0	0.0	0	0	2	17	0
Sep 17	at Sea	L	1/1	0	0	-	-	0	0	0	0
Sep 21	LAR	L	1/1	0	0	-	-	0	1	34	0
Oct 1	at Arz	L	1/1	1	8	8.0	8	0	3	15	0
Oct 8	at Ind	L	1/0	1	3	3.0	3	0	2	14	1
Oct 15	at Was	L	-	-	-	-	-	-	-	-	-
Oct 22	Dal	L	-	-	-	-	-	-	-	-	-
Oct 29	at Phi	L	1/0	1	12	12.0	12	0	0	0	0
Nov 5	Arz	L	1/0	1	5	5.0	5	0	1	5	0
Nov 12	NYG	W	1/1	1	0	0.0	0	0	5	27	0
Nov 26	Sea.	L	1/1	0	0	-	-	0	2	8	0
Dec 3	at Chi.	W	1/1	1	3	3.0	3	0	3	20	0
Dec 10	at Hou.	W	1/1	0	0	-	-	0	3	64	0
Dec 17	Ten	W	1/1	0	0	-	-	0	2	16	0
Dec 24	Jax	W	1/0	0	0	-	-	0	5	76	0
Dec 31	at LAR	W	1/1	0	0	-	-	0	4	19	0
TOTALS			14/10	7	31	4.4	12	0	33	315	1

JUSZCZYK'S GAME-BY-GAME

2018 (San Francisco)

Date	Opp	W/L	P/S	Rsh	Yds	Avg	Lg	TD	Rec	Yds	TD
Sep 9	at Min	L	1/1	0	0	-	-	0	1	56	0
Sep 16	Det	W	1/1	0	0	-	-	0	3	13	0
Sep 23	at KC	L	1/1	0	0	-	-	0	2	38	1
Sep 30	at LAC	L	1/1	0	0	-	-	0	2	15	0
Oct 7	Arz	L	1/1	1	12	12.0	12	0	6	75	0
Oct 15	at GB	L	1/1	0	0	-	-	0	3	30	0
Oct 21	LAR	L	1/1	1	-5	-5.0	-5	0	2	18	0
Oct 28	at Arz	L	1/1	2	10	5.0	6	0	0	0	0
Nov 1	Oak	W	1/1	1	1	1.0	1	0	2	10	0
Nov 12	NYG	L	1/0	1	3	3.0	3	0	2	10	0
Nov 25	at TB	L	1/1	0	0	-	-	0	0	0	0
Dec 2	at Sea	L	1/0	0	0	-	-	0	3	20	0
Dec 9	Den	W	1/1	0	0	-	-	0	2	21	0
Dec 16	Sea	W	1/1	0	0	-	-	0	1	3	0
Dec 23	Chi	L	1/1	0	0	-	-	0	0	0	0
Dec 30	at LAR	L	1/1	2	9	4.5	9	0	1	15	0
TOTALS			16/14	8	30	3.8	12	0	30	324	1

2020 (San Francisco)

Date	Opp	W/L	P/S	Rsh	Yds	Avg	Lg	TD	Rec	Yds	TD
Sep 13	Arz	L	1/1	1	7	7.0	7	0	1	41	0
Sep 20	at NYJ	W	1/1	0	0	-	-	0	2	6	0
Sep 27	at NYG	W	1/1	0	0	-	-	0	1	7	0
Oct 4	Phi	L	1/1	0	0	-	-	0	1	13	0
Oct 11	Mia	L	1/1	2	11	5.5	7t	1	0	0	0
Oct 18	LAR	W	1/1	0	0	-	-	0	1	8	0
Oct 25	at NE	W	1/1	4	18	4.5	10	1	1	18	0
Nov 1	at Sea	L	1/1	0	0	-	-	0	2	21	0
Nov 5	GB	L	1/0	0	0	-	-	0	1	4	0
Nov 15	at NO	L	1/1	1	5	5.0	5	0	0	0	0
Nov 29	at LAR	W	1/1	2	8	4.0	6	0	2	24	0
Dec 7	Buf	L	1/1	2	5	2.5	5	0	1	6	1
Dec 13	Was	L	1/1	1	3	3.0	3	0	2	15	1
Dec 20	at Dal	L	1/1	2	4	2.0	3	0	1	25	0
Dec 26	at Arz	W	1/1	1	3	3.0	3	0	2	10	2
Jan 3	Sea	W	1/1	1	3	3.0	3	0	2	10	2
TOTALS			16/15	17	64	3.8	10	2	19	202	4

2019 (San Francisco)

Date	Opp	W/L	P/S	Rsh	Yds	Avg	Lg	TD	Rec	Yds	TD
Sep 8	at TB	W	1/1	0	0	-	-	0	0	0	0
Sep 15	at Cin	W	1/1	1	6	6.0	6	0	1	5	0
Sep 22	Pit	W	1/1	0	0	-	-	0	3	51	0
Oct 7	Cle	W	1/1	0	0	-	-	0	2	20	0
Oct 13	at LAR	W	-	-	-	-	-	-	-	-	-
Oct 20	at Was	W	-	-	-	-	-	-	-	-	-
Oct 27	Car	W	-	-	-	-	-	-	-	-	-
Oct 31	at Arz	W	-	-	-	-	-	-	-	-	-
Nov 11	Sea	L	1/1	0	0	-	-	0	0	0	0
Nov 17	Arz	W	1/1	0	0	-	-	0	7	63	0
Nov 24	GB	W	1/1	0	0	-	-	0	0	0	0
Dec 1	at Bal	L	1/1	0	0	-	-	0	0	0	0
Dec 8	at NO	W	1/1	0	0	-	-	0	3	22	0
Dec 15	Atl	L	1/1	2	1	0.5	2	0	2	6	1
Dec 21	LAR	W	1/1	0	0	-	-	0	1	23	0
Dec 29	at Sea	W	1/1	0	0	-	-	0	1	49	0
TOTALS			12/12	3	7	2.3	6	0	20	239	1

2021 (San Francisco)

Date	Opp	W/L	P/S	Rsh	Yds	Avg	Lg	TD	Rec	Yds	TD
Sep 12	at Det	W	1/1	0	0	0.0	0	0	1	7	0
Sep 19	at Phi	W	1/1	1	2	2.0	2	0	2	15	0
Sep 26	GB	L	1/1	5	14	2.8	5	0	4	37	1
Oct 3	Sea	L	1/1	0	0	-	-	0	4	41	0
Oct 10	at Arz	L	1/1	1	0	-	-	0	3	35	0
Oct 24	Ind	L	1/1	0	0	-	-	0	0	0	0
Oct 31	at Chi	W	1/1	0	0	-	-	0	1	11	0
Nov 7	Arz	L	1/1	0	0	-	-	0	2	14	0
Nov 15	LAR	W	1/0	0	0	-	-	0	1	6	0
Nov 21	at Jax	W	1/1	0	0	-	-	0	1	7	0
Nov 28	Min	W	1/1	0	0	-	-	0	2	37	0
Dec 5	at Sea	L	1/1	0	0	-	-	0	2	21	0
Dec 12	at Cin	W	1/1	0	0	-	-	0	1	5	0
Dec 19	Atl	W	1/1	1	6	6.0	6t	1	1	6	0
Dec 23	at Ten	L	1/1	0	0	-	-	0	3	45	0
Jan 2	Hou	W	1/1	0	0	-	-	0	2	9	0
Jan 9	at LAR	W	1/1	0	0	-	-	0	0	0	0
TOTALS			17/16	8	22	2.8	6t	1	30	296	1

2019 Postseason (San Francisco)

Date	Opp	W/L	P/S	Rsh	Yds	Avg	Lg	TD	Rec	Yds	TD
Jan 11	Min	W	1/1	0	0	-	-	0	0	0	0
Jan 19	GB	W	1/1	0	0	-	-	0	0	0	0
Feb 2	at KC	L	1/1	0	0	-	-	0	3	39	1
TOTALS			3/3	0	0	-	-	0	3	39	1

2021 Postseason (San Francisco)

Date	Opp	W/L	P/S	Rsh	Yds	Avg	Lg	TD	Rec	Yds	TD
Jan 16	at Dal	W	1/1	0	0	-	-	0	2	15	0
Jan 22	at GB	W	1/1	2	14	7.0	13	0	0	0	0
Jan 30	at LAR	L	1/1	1	0	-	-	0	0	0	0
TOTALS			3/3	3	14	4.7	13	0	2	15	0

JUSZCZYK'S GAME-BY-GAME

2022 (San Francisco)

Date	Opp	W/L	P/S	Rsh	Yds	Avg	Lg	TD	Rec	Yds	TD
Sep 11	at Chi	L	1/0	0	0	—	—	0	0	0	0
Sep 18	Sea	W	1/1	2	1	0.5	1t	1	0	0	0
Sep 25	at Den	L	1/1	0	0	—	—	0	1	24	0
Oct 3	LAR	W	1/1	1	9	9.0	9	0	1	35	0
Oct 9	at Car	W	1/1	0	0	—	—	0	2	27	0
Oct 16	at Atl	L	1/1	0	0	—	—	0	4	33	0
Oct 23	KC	L	1/0	0	0	—	—	0	3	34	0
Oct 30	at LAR	W	—	—	—	—	—	—	—	—	—
Nov 13	LAC	W	1/0	0	0	—	—	0	0	0	0
Nov 21	at Arz	W	1/1	1	4	4.0	4	0	0	0	0
Nov 27	NO	W	1/1	0	0	—	—	0	2	2	0
Dec 4	Mia	W	1/1	1	0	0.0	0	0	3	12	1
Dec 11	TB	W	1/1	0	0	—	—	0	2	7	0
Dec 15	at Sea	W	1/1	0	0	—	—	0	0	0	0
Dec 24	Was	W	1/0	0	0	—	—	0	0	0	0
Jan 1	at LV	W	1/1	1	9	9.0	9	0	0	0	0
Jan 8	Arz	W	1/1	1	3	3.0	3	0	1	26	0
TOTALS			16/12	7	26	3.7	9	1	19	200	1

2023 (San Francisco)

Date	Opp	W/L	P/S	Rsh	Yds	Avg	Lg	TD	Rec	Yds	TD
Sep 10	at Pit	W	1/1	0	0	—	—	0	0	0	0
Sep 17	at LAR	W	1/1	0	0	—	—	0	0	0	0
Sep 21	NYG	W	1/1	1	3	3.0	3	0	0	0	0
Oct 1	Arz	W	1/1	2	3	1.5	3	0	1	4	0
Oct 8	Dal	W	1/1	0	0	—	—	0	4	26	1
Oct 15	at Cle	L	1/1	0	0	—	—	0	1	9	0
Oct 23	at Min	L	1/0	0	0	—	—	0	0	0	0
Oct 29	Cin	L	1/1	2	0	—	1	0	0	0	0
Nov 12	at Jax	W	1/1	0	0	—	—	0	2	26	1
Nov 19	TB	W	1/1	0	0	—	—	0	0	0	0
Nov 23	at Sea	W	1/1	0	0	—	—	0	0	0	0
Dec 3	at Phi	W	1/1	0	0	—	—	0	0	0	0
Dec 10	Sea	W	1/1	0	0	—	—	0	0	0	0
Dec 17	at Arz	W	1/1	0	0	—	—	0	2	26	0
Dec 25	Bal	L	1/1	0	0	—	—	0	1	5	0
Dec 31	at Was	W	1/1	0	0	—	—	0	3	23	0
Jan 7	LAR	L	1/1	0	0	—	—	0	0	0	0
TOTALS			17/16	5	6	1.2	3	0	14	119	2

2022 Postseason (San Francisco)

Date	Opp	W/L	P/S	Rsh	Yds	Avg	Lg	TD	Rec	Yds	TD
Jan 14	Sea	W	1/1	0	0	—	—	0	1	6	0
Jan 22	Dal	W	1/1	1	8	8.0	8	0	0	0	0
Jan 29	at Phi	L	1/1	0	0	—	—	0	0	0	0
TOTALS			3/3	1	8	8.0	8	0	1	6	0

2023 Postseason (San Francisco)

Date	Opp	W/L	P/S	Rsh	Yds	Avg	Lg	TD	Rec	Yds	TD
Jan 20	GB	W	1/1	0	0	—	—	0	0	0	0
Jan 28	Det	W	1/1	1	3	3.0	3	0	2	33	0
Feb 11	at KC	L	1/1	1	2	2.0	2	0	2	31	0
TOTALS			3/3	2	5	2.5	3	0	4	64	0



GEORGE KITTLE

85

TE * 6-4 * 250 * IOWA

10.9.93 * NORMAN, OK * 8TH YEAR * ACQUIRED D-5A IN '17

AWARDS & HONORS

- 2018:** AP Second-Team All-Pro, PFWA NFL Most Improved Player, PFWA All-NFC Team, Bill Walsh Award, NFC Pro Bowl, 49ers Community Relations Veteran Player Award
- 2019:** AP First-Team All-Pro, PFWA All-NFL Team, PFWA All-NFC Team, Len Eshmont Award, NFC Pro Bowl
- 2021:** NFC Offensive Player of the Week (Week 14), NFC Pro Bowl, PFWA All-NFC Team, 49ers NFL Salute to Service Award Nominee
- 2022:** NFC Pro Bowl Games, AP Second-Team All-Pro, PFWA All-NFC Team, NFL Salute to Service Award Finalist
- 2023:** NFC Pro Bowl, AP First-Team All Pro, PFWA All-NFC Team



CAREER HIGHLIGHTS

- Surpassed 4,000 career rec. yds. in 61 career games, the 2nd-fewest games to reach 4,000 career rec. yds. by a TE in NFL history.
- Since entering the NFL in 2017, Kittle ranks 2nd in rec. yds. among all TEs (6,274).

MOST REC. YDS. BY A TE IN THE NFL, SINCE 2017

Player	Recepts.	Yds.	Avg.	TDs
1. Travis Kelce, KC	683	8,466	12.4	60
2. George Kittle, SF	460	6,274	13.6	37
3. Mark Andrews, Bal.	381	4,857	12.7	40
4. Zach Ertz, Phi./Arz.	462	4,594	9.9	33
5. Evan Engram, NYG/Jax.	449	4,557	10.1	24

- Surpassed 3,000 career rec. yds. in 47 career games, which is tied for the 3rd-fewest games to reach 3,000 career rec. yds. by a TE in NFL history.
- Surpassed 5,000 career rec. yds. in 79 career games, the 4th-fewest games to reach 5,000 career rec. yds. by a TE in NFL history.
- His 3,380 rec. yds. through his first 50 career NFL games are the 3rd-most by a TE in NFL history.
- His 3,380 rec. yds. through his first 50 career NFL games are the 3rd-most by a TE in NFL history.
- Set an NFL record at the time for most rec. yds. (1,377) in a season by a TE in 2018.

FEWEST GAMES TO 5,000 CAREER REC. YDS. BY A TE, NFL HISTORY

Player	Games
1. Kellen Winslow Sr.	69
2. Rob Gronkowski	72
3. Travis Kelce	77
4. George Kittle	79
5. Jimmy Graham	84

MOST REC. YDS. BY A TE IN FIRST 50 CAREER GAMES, NFL HISTORY

Player	Rec. Yds.
1. Mike Ditka	3,436
2. Kellen Winslow Sr.	3,420
3. George Kittle	3,380
4. Rob Gronkowski	3,255
5. Jimmy Graham	3,106

KITTLE'S GOLDEN NUGGETS

- In 2019, was the recipient of the 49ers Len Eshmont Award, which is voted on by the players and is given to the 49er who best exemplifies the inspirational and courageous play of Len Eshmont, an original member of the 1946 49ers team.
- Named the recipient of the 2018 Bill Walsh Award, which was established in 2004 in honor of San Francisco's Hall of Fame Head Coach. The award is voted on by the coaching staff and given to the 49er who has best represented the standard of professional excellence established by Walsh. Walsh served as the team's head coach for 10 seasons from 1979-88. In that time, he compiled a record of 102-63-1 and led the team to three Super Bowls. He was twice named Coach of the Year (1981, 1984) and was later named Coach of the Decade (1980s).
- His father, Bruce, was an offensive lineman at Iowa where he played in the 1982 Rose Bowl before suffering a career-ending injury in training camp with Washington in 1982. Following his football career, Bruce went on to become an assistant coach at Oklahoma University (2010-12).
- Bruce spent time as an offensive line coach at Lipscomb Academy (Nashville, TN) HS under head coach and former 49ers QB Trent Dilfer.

CAREER HIGHLIGHTS (CONTINUED)

- Is the 5th player and 1st TE in franchise history to record multiple 1,000-yd. seasons (2018-19).
- His 14 career 100-yd. games are the most by a TE in franchise history and rank 5th among all players.
- His 3,380 rec. yds. through his first 50 career NFL games are the 3rd-most by a TE in NFL history.
- Set an NFL record at the time for most rec. yds. (1,377) in a season by a TE in 2018.
- Is the 5th player and 1st TE in franchise history to record multiple 1,000-yd. seasons (2018-19).
- Registered 7 receipts. for a career-high 210 yds. and 1 TD vs. Den. (12/9/18). His 210 rec. yds. are the most in a single game by a TE in franchise history and the 8th-most all-time.
- With 210 rec. yds. vs. Den. (12/9/18), became the first 49ers TE to eclipse the 1,000-yd. receiving mark and set the franchise record for most yds. in a single season by a 49ers TE. He is the first member of the 49ers to register at least 1,000 rec. yds. in a single season since WR Anquan Boldin registered 1,062 rec. yds. in 2014.

MOST 1,000-YD. SEASONS, FRANCHISE HISTORY

Player	Seasons
1. Jerry Rice	12
2. Terrell Owens	5
3. George Kittle	3
4t. Anquan Boldin	2
John Taylor	2

CAREER HIGHLIGHTS (CONTINUED)

- His 210 rec. yds. vs. Den. (12/9/18) are the 3rd-most by a TE in a single game in the NFL since 1960.

MOST REC. YDS. IN A SINGLE GAME IN THE NFL BY A TE, SINCE 1960					
Player	Date	Opp.	Recepts.	Yds.	TDs
1. Shannon Sharpe, Den.	10/20/02	at KC	12	214	2
2. Jackie Smith, StL Cardinals	10/13/63	vs. Pit.	9	212	2
3. George Kittle, SF	12/9/18	vs. Den.	7	210	1

- In 2017, his rookie season, registered 43 receipts. for 515 yds. and 2 TDs. His 515 rec. yds. are the most by a 49ers rookie TE since the merger in 1970 and ranked 2nd among rookie TEs.
- From 2017-19, he registered 216 receipts. for 2,945 yds. and 12 TDs. His 2,945 rec. yds. became the most by a TE through his first 3 seasons in NFL history.

MOST REC. YDS. BY A TE IN FIRST 3 SEASONS, NFL HISTORY		
Player	Yds.	
1. George Kittle	2,945	
2. Mike Ditka	2,774	
3. Rob Gronkowski	2,663	
4. Jimmy Graham	2,648	

- In 2017, his rookie season, registered 43 receipts. for 515 yds. and 2 TDs. His 515 rec. yds. are the most by a 49ers rookie TE since the merger in 1970 and ranked 2nd among rookie TEs.

FEWEST AMOUNT OF GAME BY A NFL TE TO REACH 6,000 CAREER REC. YDS., SINCE 1970		
Player	Games	
1. TE Rob Gronkowski	86	
2. TE Travis Kelce	91	
3. TE Kellen Winslow	94	
4. TE George Kittle	95	

- From 2017-19, he registered 216 receipts. for 2,945 yds. and 12 TDs. His 2,945 rec. yds. became the most by a TE through his first 3 seasons in NFL history.

FEWEST AMOUNT OF GAMES BY A 49ERS PLAYER TO REACH 6,000 CAREER REC. YDS., FRANCHISE HISTORY		
Player	Games	
1. WR Jerry Rice	71	
2. WR Terrell Owens	91	
3. TE George Kittle	95	

- With 76 rec. yds. vs. Sea. (12/10), Kittle registered 6,065 rec. yds. in 95 career games, which is the 4th-fewest amount of games to reach 6,000 career rec. yds. by an NFL TE since at least 1970.
- Kittle also became the fastest 49ers TE to reach 6,000 career rec. yds. and the 3rd-fastest 49ers player to reach 6,000 career rec. yds.
- Kittle became the 5th tight end in NFL history to register 6,000-or-more rec. yds. in the first 7 seasons of his career (TE Travis Kelce; TE Jimmy Graham; TE Antonio Gates; TE Rob Gronkowski).

GOLDMINE

- Kittle, along with Kansas City Chiefs TE Travis Kelce, created a TE summit near Nashville, TN. More than 45 TEs gathered to share tips, workouts and advice in 2021. The annual event nearly doubled in size it's second year with roughly 90 participants.



- Kittle is an avid fan of the WWE. In May of 2017, he took time to visit the Black and Brave Wrestling Academy in Iowa, which is co-owned by one of Kittle's favorite wrestlers, WWE superstar Seth Rollins. At a pro wrestling event on the same weekend, Kittle got to live out one of his dreams and get into the ring, where he delivered a Stone Cold Stunner, a move made famous by his favorite wrestler of all-time, Steve Austin. "I felt like a kid," Kittle said.



- The 49ers worked alongside the humanitarian-relief organization Convoy of Hope in December of 2018, and hosted 1,500 guests in-need from Bay Area nonprofits and schools at Levi's® Stadium for a free holiday resource fair. Kittle and his 49ers teammates distributed groceries, toys, books, shoes and other holiday offerings to the guests. The attendees also received haircuts, utilized health resources and took family portraits or professional headshots. Convoy of Hope is a nonprofit organization that directs children's feeding initiatives, hosts community outreach programs and provides disaster response resources to those in need in the Bay Area and throughout the world.



- The 49ers joined forces with Martha's Kitchen of San Jose as part of their Community Tuesday kickoff event in September of 2018. Kittle and teammates took part in the event by serving dinner to nearly 200 residents in need, refilling beverages and bussing tables. Both the 49ers and Levi's Stadium partner with Martha's Kitchen throughout the year by donating excess food after stadium events. Martha's Kitchen's mission is to "feed the hungry with dignity, no questions asked, no judgements made."



- In April of 2018, along with several teammates, Kittle attended the eighth annual UCSF Benioff Children's Hospital Prom in San Francisco.

GOLDMINE (CONTINUED)

- NFL players had the opportunity to participate in the NFL’s annual My Cause, My Cleats campaign during a designated home game between Weeks 13-15 of 2018. Kittle and his teammates represented their respective causes with custom-designed cleats in an effort to raise awareness and funding. The Pat Tillman Foundation unites and empowers military veterans and spouses as the next generation of public and private sector leaders committed to service beyond self.



- During the 2020 NFL Combine, Kittle teamed up with Rich Eisen in support of the Run Rich Run event. Each combine, Eisen runs the 40-yard dash to raise money for St. Jude’s Children’s Research Hospital. Kittle joined Eisen, with the assistance of Von, a St. Jude’s patient, and Jerry Rice, in timing his 40-yard dash. George then presented a \$10,000 donation to St. Jude’s on behalf of him and his wife, Claire. “I’m just such a fan of Rich and that he does that every year through St. Jude’s,” Kittle said. “I’m a big fan of the Iowa Children’s Hospital. I’m just a fan of that, any time I can give back to help kids, they deserve it.”



- Kittle partnered with the Jessie Rees Foundation to pass out Joy-Jars filled with toys and games at a local children’s hospital. Kittle spearheaded the event and was joined by several of his teammates including, TE Ross Dwelley and LB Fred Warner who helped him spread holiday cheer and lift the spirits of everyone they met.



- NFL players had the opportunity to participate in the NFL’s annual My Cause, My Cleats campaign during Week 14 of the 2019 season. Kittle and his teammates represented their respective causes with custom-designed cleats in an effort to raise awareness and funding. Kittle represented TAPS, saying, “I play for the fallen heroes and their families.”



- The 49ers hosted the third annual Crucial Catch Fashion Show presented by Dignity Health in October of 2019, featuring cancer warriors representing all cancers as they modeled apparel donated by Levi’s. Kittle and his teammates were paired with each of the warriors to share their stories of strength and courage with the audience and walk the runway.



KITTLE'S CAREER STATISTICS

YEAR	TEAM	GP	GS	RECEIVING					RUSHING				
				NO	YDS	AVG	LG	TD	ATT	YDS	AVG	LG	TD
2017	SF	15	7	43	515	12.0	44	2	0	0	–	–	0
2018	SF	16	16	88	1,377	15.6	85t	5	1	10	10.0	10	0
2019	SF	14	14	85	1,053	12.4	61t	5	5	22	4.4	18	0
2020	SF	8	8	48	634	13.2	44t	2	2	17	8.5	9	0
2021	SF	14	14	71	910	12.8	48t	6	3	20	6.7	9	0
2022	SF	15	15	60	765	12.8	54t	11	0	0	–	–	0
2023	SF	16	16	65	1,020	15.7	66t	6	1	2	2.0	2	0
TOTALS		98	90	460	6,274	13.6	85t	37	12	71	5.9	18	0

PLAYOFFS

YEAR	TEAM	GP	GS	RECEIVING					RUSHING				
				NO	YDS	AVG	LG	TD	ATT	YDS	AVG	LG	TD
2019	SF	3	3	8	71	8.9	19	0	0	0	–	–	0
2021	SF	3	3	7	108	15.4	24	1	0	0	–	–	0
2022	SF	3	3	10	164	16.4	31	0	1	4	4.0	4	0
2023	SF	3	3	8	112	14.0	32	1	0	0	0	0	0
TOTALS		12	12	33	455	13.8	32	2	1	4	4.0	4	0

Additional Statistics:

Tackles – 14: 2017 (1); 2018 (2); 2019 (6); 2021 (2); 2022 (3) **Postseason – 1:** 2021 (1)

Forced Fumbles – 1: 2022 (1)

Fumbles – Lost – 5–3: 2019 (1–0); 2021 (3–2); 2022 (1–1)

Milestones:

NFL Debut: vs. Car. (9/10/17); **First Start:** vs. Car. (9/10/17); **First Reception:** Regular Season – vs. Car. (9/10/17 – 13–yd. pass from QB Brian Hoyer); Postseason – vs. Min. (1/11/20 – 11–yd. pass from QB Jimmy Garoppolo); **First TD Reception:** Regular Season – at Ind. (10/8/17 – 5–yd. TD pass from QB Brian Hoyer); Postseason – at LAR (1/30/22 – 16–yd. pass from QB Jimmy Garoppolo); **100–yd. Games:** Regular Season – 18, Last vs. Bal. (12/25/23 – 126 yds.); **First Multi–TD Game:** Regular Season – at Sea. (12/5/21)

KITTLE'S CAREER 100-YARD RECEIVING GAMES (18)

Date	Opp	Rec	Yds	Avg	TD	Date	Opp	Rec	Yds	Avg	TD
12/31/17	at LAR	4	100	25.0	0	10/4/20	vs. Phi.	15	183	12.2	1
9/30/18	at LAC	6	125	20.8	1	10/18/20	vs. LAR	7	109	15.6	1
11/1/18	vs. Oak.	4	108	27.0	1	11/7/21	vs. Arz.	6	101	16.8	1
12/9/18	vs. Den.	7	210	30.0	1	12/5/21	at Sea.	9	181	20.1	2
12/30/18	at LAR	9	149	16.6	1	12/12/21	at Cin.	13	151	11.6	1
10/13/19	at LAR	8	103	12.9	0	12/24/22	vs. Was.	6	120	20.0	2
11/24/19	vs. GB	6	129	21.5	1	10/29/23	vs. Cin.	9	149	16.6	0
12/15/19	vs. Atl.	13	134	10.3	0	11/12/23	at Jax.	3	116	38.7	1
10/4/20	vs. Phi.	15	183	12.2	1	12/25/23	vs. Bal.	7	126	18.0	0

KITTLE'S CAREER HIGHS

Receptions: Regular Season – 15 vs. Phi. (10/4/20); Postseason – 5 vs. Dal. (1/24/23)

Receiving Yards: Regular Season – 210 vs. Den. (12/9/18); Postseason – 95 vs. Dal. (1/24/23)

Long Reception: Regular Season – 85t vs. Den. (12/9/18); Postseason – 31 vs. Dal. (1/24/23)

TD Receptions: Regular Season – 3 vs. Dal. (10/8/23); Postseason – 1 (2 times) Last vs. GB (1/20/24)

Rushes: Regular Season – 2 at Was. (10/20/19); Postseason – 1 at Phi. (1/29/23)

Rushing Yards: Regular Season – 18 vs. Cle. (10/7/19); Postseason – 4 at Phi. (1/29/23)

Long Rush: Regular Season – 18 vs. Cle. (10/7/19)

KITTLE'S TRANSACTIONS

Originally the first of two 5th–round (146th overall) draft choices by SF in 2017...Signed a five–year extension through 2025 with SF on 8/14/20...Placed on the Injured Reserve List on 11/5/20...Activated from the Injured Reserve List on 12/25/20...Placed on the Injured Reserve List on 10/9/21...Activated from the Injured Reserve List on 11/6/21.

2023

- Started in 16 games and registered 65 receipts. for 1,020 yds. and 6 TDs. Also started in all 3 postseason contests and tallied 8 receipts. for 112 yds. and 1 TD.
- Finished the game with 3 receipts. for 30 yds. at LAR (9/17).
- Registered 3 receipts. for 67 yds. and a career-high 3 TDs vs. Dal. (10/8).
- Kittle's 3 TD receipts. were his first of the season and gave him 34 in his career. His 34 career TD receipts. are the 2nd-most rec. TDs by a tight end in franchise history.
- Caught 9 passes for 149 yds. vs. Cin. (10/29), which marked his 1st game of the season with 100-or-more yds.
- Kittle's 149 yds. on the day gave him 5,697 rec. yds. in his career, which marked the most rec. yds. by a tight end in 49ers franchise history.
- Caught 3 passes for 116 yds. and 1 TD at Jax. (11/12).
- Kittle's 66-yd. TD receipt. at Jax. (11/12) which marked his longest receipt. of the season and his longest TD receipt. since Week 14 of the 2018 season [85-yd. TD receipt. vs. Den. (12/9/18)].
- Tallied 7 receipts. for 126 yds. vs. Bal. (12/25), marking his 3rd game this season with 100-or-more yds. which is tied for the 3rd-most games with 100-or-more yds. in franchise history.
- With 116 rec. yds. at Jax. (11/12), Kittle has 559 rec. yds. on the season. His 559 rec. yds. make him just the 4th TE in NFL history to record 500-or-more rec. yds. in each of the first 7 seasons of his career (TE Rob Gronkowski, NE; TE Keith Jackson, Mia.; HOF TE Ozzie Newsome, Cle.).
- Hauled in 8 receipts. for 89 yds. and 1 TD vs. TB (11/19), giving him 5 rec. TDs on the season and 36 in his career.
- Tallied 3 receipts. for 76 yds. and 1 TD vs. Sea. (12/10), marking his 6th TD on the season and the 37th of his career.
- Tallied 3 receipts. for 29 yds. at Was. (12/31).
- With 29 rec. yds., Kittle now has 1,020 rec. yds. on the season, marking the 3rd time in his career that he has reached the 1,000-yd. mark, which is the 3rd-most seasons with 1,000-or-more rec. yd by a 49ers player in franchise history.
- Registered 4 receipts. for a team-high 81 yds. and 1 TD vs. GB (1/20/4 - NFC-D). His TD receipt. marked the 2nd of his playoff career.

MOST REC. TDs BY A TE, FRANCHISE HISTORY

Player	Rec. TDs
1. Vernon Davis	55
2. George Kittle	34
3. Brent Jones	33

MOST REC. YDS. BY A TE, FRANCHISE HISTORY

Player	Rec. Yds.
1. George Kittle	6,245
2. Vernon Davis	5,640
3. Brent Jones	5,195
4. Monty Stickles	2,993
5. Ted Kwalick	2,555

MOST GAMES WITH 100-OR-MORE REC. YDS. AMONG ALL PLAYERS, FRANCHISE HISTORY

Player	Games
1. WR Jerry Rice	66
2. WR Terrell Owens	25
3t. TE George Kittle	17
WR Gene Washington	17
WR Dwight Clark	17

MOST SEASONS WITH 1,000-OR-MORE REC. YDS., FRANCHISE HISTORY

Player	Seasons
1. WR Jerry Rice	12
2. WR Terrell Owens	5
3. TE George Kittle	3
4t. WR Brandon Aiyuk	2
WR Anquan Boldin	2
WR John Taylor	2

2022

- Started all 15 games he appeared in and recorded 60 receipts. for 765 yds. and a career-high 11 TDs. Also started all 3 postseason games where he hauled in 10 receipts for 164 yds. and added a 4-yd. rush.
- Registered 8 receipts. for 83 yds. at Atl. (10/16). With 8 receipts., became the 9th all-time receptions leader in franchise history with 354 receipts.
- Registered 6 receipts. for a team-high 98 yds. and 1 TD vs. KC (10/23). His 15-yd. TD receipt. was his first of the season and 21st of his career. Along with WR Brandon Aiyuk and WR Deebo Samuel, hauled in 5-or-more receipts. for the 2nd-consecutive week [8 receipts. at Atl. (10/16/22) - Kittle], marking the first time since 2009 that a trio of 49ers each registered 5-or-more receipts. in back-to-back weeks.
- Registered 3 receipts. for 39 yds. and 1 TD at LAR (10/30). Along with 1 rec. TD vs. KC (10/23/22), it marked the 4th time in his career that he's registered back-to-back games with at least 1 TD receipt.
- Registered 4 receipts. for 84 yds. and 2 TDs at Arz. (11/21). His 39-yd. and 32-yd. TD receipts. marked the first time since 2013 [TE Vernon Davis vs. Ari (10/13/13) - 35 yd. TD & 61 yd. TD] that a member of the 49ers registered 2 TD receipts. of 32-or-more yds.
- Along with WR Brandon Aiyuk, became the first pair of 49ers to register 2-or-more TD receipts. in the same game since WR Jerry Rice and WR Terrell Owens in 2000 [at Dal. (9/24/00)].
- Registered 4 receipts. for 28 yds vs. TB (12/11), which gave him 500 rec. yds. on the season. Became the 5th TE in NFL history to register 500-or-more rec. yds. in each of his first six seasons.
- Registered 4 receipts. for 93 yds. and 2 TDs at Sea. (12/15), marked his 2nd game of the season and the 3rd of his career with 2-or-more TD receipts. The 28-yd. and 54-yd. TD receipts. marked his 2nd game of the season with 2 TDs of 25-or-more yds. [39-yd. TD & 32-yd. TD at Arz. (11/21/22)], the most by a member of the 49ers in a single season since WR Terrell Owens in 2001. With 93 rec. yds., became the 6th TE in NFL history to register 5,000-or-more rec. yds. in his first 6 seasons. Is just the 9th player and 3rd TE in franchise history to register 5,000-or-more rec. yds. in his career.
- Registered 6 receipts. for 120 yds. (20.0 average) and 2 TDs vs. Was. (12/24). It also marked the 2nd time this season and the 6th time in his career that he has registered back-to-back games with 1-or-more TD receipts.
- With 120 rec. yds., it marked the 14th game of his career with 100-or-more rec. yds., the 5th most in franchise history.
- With 2 TD receipts. and 2 TD receipts. at Sea. (12/15/22), became the first 49ers TE since at least 1970 to register 2-or-more rec. TDs in back-to-back games and the first member of the 49ers since 2002 [WR Terrell Owens (Weeks 11-12)] to accomplish the feat.

2021

- Started 14 games and registered 71 receipts. for 910 yds. and 6 TDs to go along with 3 carries for 20 yds.
- Also started all 3 postdeason games and realed in 7 receipts. for 108 yds. and 1 TD.
- Registered 6 receipts. for 101 yds. and 1 TD vs. Arz. (11/7). Also registered 100-or-more rec. yds. in a game for the 11th time in his career and the first since 10/18/20 vs. LAR (109 rec. yds.).
- Registered 5 receipts. for 50 yds. and 1 TD vs. LAR (11/15), marking the first time in his career he's realed in 1 TD receipt. in consecutive weeks.
- Registered 4 receipts. for 34 yds. and 1 TD at Jax. (11/21). He registered 1 TD receipt. in three-consecutive weeks for the first time in his career, becoming the first member of the 49ers to do so since WR Kendrick Bourne in Weeks 9-11 of 2019.

- Finished with 9 receipts. for 181 yds. and 2 TDs at Sea. (12/5). The 181 rec. yds. are the 3rd-most in a single game in his career and the most since finishing with 183 rec. yds. vs. Phi. (10/4/20).
- Registered 4 receipts. for 23 yds. and 1 TD at LV (1/1/23).
- Registered 4 receipts. for 29 yds. and 2 TDs vs. Arz. (1/8/23). Gave him 1-or-more TD receipt. in 4-consecutive games, marking the first time in his career he accomplished the feat. Became first member of the 49ers to register 1-or-more TD receipt. in 5-consecutive games since TE Vernon Davis in 2013 (5 games, Weeks 15-18).
- With 29 rec. yds., he (5,254) passed Kansas City Chiefs TE Travis Kelce (5,236) for the 3rd-most receiving yards by a TE through his first 6 seasons in NFL history.
- With 2 TD receipts., registered his 4th game in 2022 and the 5th game of his career with 2-or-more TD receipts. Is the first NFL TE since 2013 to register 4-or-more games with 2-or-more TD receipts. (TE Jimmy Graham, NO - 5 games) and the first 49er to do so since WR Terrell Owens in 2002 (5 games). His 4 games with 2-or-more TD receipts. in 2022 are the most by a 49ers TE since at least 1970.
- His 11 TD receipts. in 2022 were the 3rd-most in a single season by a TE in franchise history (Vernon Davis - 13 in 2009 & Vernon Davis - 13 in 2013).
- With 120 rec. yds., it marked the 14th game of his career with 100-or-more rec. yds., the 5th most in franchise history.
- With 2 TD receipts. and 2 TD receipts. at Sea. (12/15/22), became the first 49ers TE since at least 1970 to register 2-or-more rec. TDs in back-to-back games and the first member of the 49ers since 2002 [WR Terrell Owens (Weeks 11-12)] to accomplish the feat.
- Registered 4 receipts. for 23 yds. and 1 TD at LV (1/1/23).
- Registered 4 receipts. for 29 yds. and 2 TDs vs. Arz. (1/8/23). Gave him 1-or-more TD receipt. in 4-consecutive games, marking the first time in his career he accomplished the feat. Became first member of the 49ers to register 1-or-more TD receipt. in 5-consecutive games since TE Vernon Davis in 2013 (5 games, Weeks 15-18).
- With 29 rec. yds., he (5,254) passed Kansas City Chiefs TE Travis Kelce (5,236) for the 3rd-most receiving yards by a TE through his first 6 seasons in NFL history.
- With 2 TD receipts., registered his 4th game in 2022 and the 5th game of his career with 2-or-more TD receipts. Is the first NFL TE since 2013 to register 4-or-more games with 2-or-more TD receipts. (TE Jimmy Graham, NO - 5 games) and the first 49er to do so since WR Terrell Owens in 2002 (5 games). His 4 games with 2-or-more TD receipts. in 2022 are the most by a 49ers TE since at least 1970.
- His 11 TD receipts. in 2022 were the 3rd-most in a single season by a TE in franchise history (Vernon Davis - 13 in 2009 & Vernon Davis - 13 in 2013).• Finished with 13 receipts. for 151 yds. and 1 TD at Cin. (12/12), giving him a single season career-high 6 TD receipts. on the season and 20 in his career.

2021 (CONTINUED)

- Became the first tight end in NFL history to register 150-or-more rec. yds. and 1 TD in back-to-back games and the first member of the 49ers to accomplish the feat since WR Terrell Owens in 2002 [171 yds. at SD (11/17/02) and 166 yds. vs. Phi. (11/25/02)].
- With 13 receipts., marked the 3rd time in his career he hauled in 13-or-more receipts., which ranks tied for the 3rd most in NFL history among TEs (TE Zach Ertz - 4, TE Jason Witten - 4, TE Kellen Winslow Sr. - 3).
- Registered at least 1 TD receipt. in back-to-back games for the 3rd time in his career and eclipsed 100 rec. yds. in a single game for the 3rd time this season and the 13th time in his career. He also surpassed 150 rec yds. in a single game for the 4th time in his career and the 2nd time on the season.
- With 151 rec. yds. at Cin. (12/12) and 181 yds. at Sea. (12/5), marked the first time in Kittle's career that he registered over 100 rec. yds. in back-to-back games and he became the first 49ers TE to do so since TE Eric Johnson in 2004 [113 yds. vs. StL (10/3/04) and 162 yds. vs. Arz. (10/10/04)].

2020

- Started all 8 games in which he appeared and recorded 48 receipts. for 634 yds. and 2 TDs.
- Registered 15 receipts. for 183 yds. and 1 TD vs. Phi. (10/4), his 13th career TD and 9th career game with 100-or-more rec. yds.
- Became the first TE in NFL history to register 15-or-more receipts. and 175-or-more yds. in a single game.
- His 15 receipts. were the most in a single game by a TE in franchise history and the most by any member of the 49ers since WR Terrell Owens registered 20 receipts. vs. Chi. (12/17/00).

MOST RECEPTS. IN A GAME, FRANCHISE HISTORY

<u>Player</u>	<u>Opponent</u>	<u>Date</u>	<u>Receipts.</u>
1. Terrell Owens	vs. Chi.	12/17/00	20
2. Jerry Rice	vs. LAR	11/20/94	16
3. George Kittle (TE)	vs. Phi.	10/4/20	15
4. Jerry Rice	vs. Min.	12/18/95	14

- Owns the top 3 performances for most rec. yds. in a game by a TE in franchise history.

MOST REC. YDS. IN A SINGLE GAME BY A TE, FRANCHISE HISTORY

<u>Player</u>	<u>Date</u>	<u>Opponent</u>	<u>Yds.</u>
1. George Kittle	11/9/18	vs. Den.	210
2. George Kittle	10/4/20	vs. Phi.	183
3. George Kittle	12/5/21	at Sea.	181
4. Vernon Davis	10/1/13	vs. Arz.	180
5. Eric Johnson	10/10/04	vs. Arz.	162

- Hauled in 7 receipts. for 109 yds. and 1 TD vs. LAR (10/18), including a 44-yd. TD receipt. on 4th-and-2. His 109 rec. yds. marked his 2nd 100-yd. rec. game of the season and 10th of his career. His 10 games with 100-or-more rec. yds. are the 4th-most 100-yd. games by a TE in their first 50 career games (TE Rob Gronkowski - 12, TE Kellen Winslow - 14, TE Mike Ditka - 14)..
- Registered 100-or-more rec. yds. in 3 of his past 4 games against the Rams. Also scored a TD in 4 of the past 5 matchups against the Rams.



2019

- Started all 14 games in which he appeared and registered 85 recpts. for 1,053 yds. and tied his single-season career-high 5 TDs. Also added a single-season career-high 5 carries for 22 yds. Started all 3 postseason games and notched 8 recpts. for 71 yds.
- Registered 3 recpts. for 54 yds. at Cin (9/15). With 54 rec. yds. on the day, he reached 2,000 career rec. yds. in 33 career regular season games, which ranks t-3rd in NFL history as the fastest TE to reach 2,000-or-more career rec. yds.
- Registered 6 recpts. for 70 yds. and 1 TD vs. Cle. (10/7). He also had 1 carry for 18 yds., which marked the longest rush of his career.
- Tallied 8 recpts. for 103 yds. (12.9 avg.) at LAR (10/13). It marked his first 100-yd. game of the season.
- Registered 6 recpts. for a season-high 129 yds. and 1 TD vs. GB (11/24). It marked his 7th career 100-yd. game and 2nd of the season.
- Registered 6 recpts. for 67 yds. and 1 TD at NO (12/8). On 4th-and-2, with 0:39 seconds left in the game, he hauled in a short pass from Garoppolo and rumbled 39 yards down the sideline, helping to set up the game-winning FG.
- Registered a then career-high 13 recpts. for 134 yds. vs. Atl. (12/15).
- Registered 5 recpts. for 79 yds. and 1 TD vs. LAR (12/21). His 7-yd. TD recpt. was his 5th on the season and 12th of his career.

FEWEST GAMES TO 2,000 REC. YDS. BY A TE, NFL HISTORY

Player	Games
1. Mike Ditka	30
2. Kellen Winslow Sr.	31
3t. George Kittle	33
Dave Kocourek	33
5. Rob Gronkowski	34

2018

- Set the NFL record at the time for most rec. yds. (1,377) in a season by a TE.

MOST REC. YDS. IN A SINGLE SEASON BY A TE

Player	Year	Recpts.	Yds.	Avg.	TDs
1. Travis Kelce, KC	2020	105	1,416	13.5	11
2. George Kittle, SF	2018	88	1,377	15.6	5
3. Travis Kelce, KC	2018	103	1,336	13.0	10
4. Rob Gronkowski, NE	2011	90	1,327	14.7	17
5. Jimmy Graham, NO	2011	99	1,310	13.2	11

- According to Radar360, finished the season with a league-leading 870 yds. after the catch. His 870 YAC were the most by any player in a season since 2010.
- Started all 16 games and set single-season career highs in recpts. (88), rec. yds. (1,377) and TDs (5). His 1,377 rec. yds. are the 3rd-most by a member of the 49ers since 2000.

MOST REC. YDS. BY A MEMBER OF THE 49ERS IN A SINGLE SEASON, SINCE 2000

Player	Year	Recpts.	Yds.	TDs
1. Terrell Owens	2000	97	1,451	13
2. Terrell Owens	2001	93	1,412	16
3. George Kittle	2018	88	1,377	5
4. Terrell Owens	2002	100	1,300	13
5. Anquan Boldin	2013	85	1,179	7

- Kittle was 1 of 4 TEs in the NFL to lead their team in rec. yds. on the season (Jared Cook, Oak.; Zach Ertz, Phi.; Jordan Reed, Was.).

- Registered 100-or-more yds. 4 times on the season, the most 100-yd. games by a TE in a single season in franchise history. It also marked the first time a member of the 49ers has registered four games of 100-or-more yds. in a season since WR Michael Crabtree accomplished the feat in 2012 [113 yds. vs. Buf. (10/7/12), 101 yds. at StL. (12/2/12), 107 yds. at NE (12/16/12) & 172 yds. vs. Arz. (12/30/12)].
- He is the first 49ers TE to register at least 6 games with 90-or-more rec. yds. [6 games - 90 at Min. (9/9); 125 at LAC (9/30); 98 vs. LAR (10/21); 108 vs. Oak. (11/1); 210 vs. Den. (12/9)] since 2009 [TE Vernon Davis - 96 at Min. (9/27/09); 93 at Hou. (10/25/09); 102 vs. Ten. (11/8/09); 108 at GB (11/22/09); 111 at Sea. (12/6/09); 149 at LAR (12/30)] in franchise history.

MOST RECPTS. IN A SINGLE SEASON BY A TE, FRANCHISE HISTORY

Player	Year	Recpts.	Yds.	TDs
1. George Kittle	2018	88	1,377	5
2. Eric Johnson	2004	82	825	2
3. Vernon Davis	2009	78	965	13
4. Brent Jones	1993	68	735	3
5. Vernon Davis	2011	67	792	6

- Registered the most recpts. (88) in a single season by a 49ers TE.
- Registered 6 recpts. for 125 yds. and 1 TD, including an 82-yd. TD recpt. from QB C.J. Beathard at LAC (9/30).
- Registered 4 recpts. for 108 yds. and 1 TD vs. Oak. (11/1), marking his 2nd 100-yd. game of the season (125 yds. at LAC) and 3rd of his career.
- Hauled in a career-high 9 recpts. for 83 yds. vs. NYG (11/12).
- Registered 7 recpts. for a career-high 210 yds. and 1 TD vs. Den. (12/9). His 210 rec. yds. are the most in a single game by a TE in franchise history and the 8th-most among all players. His 210 rec. yds are also the 3rd-most by a TE in a single game in the NFL since 1960.
- Hauled in a career-long 85-yd. TD versus the Broncos, matching the 11th-longest play from scrimmage in franchise history, in addition to matching the 7th-longest pass play in team history [QB Jim Plunkett to RB Delvin Williams - 85t vs. Was. (11/7/76)]. His 85-yd. TD recpt. was the longest by a 49ers player since 9/25/05 (QB Tim Rattay to WR Brandon Lloyd - 89t vs. Dal.).
- According to Elias Sports Bureau, his 210 rec. yds. in the 1st half against Denver were the most in the first half of an NFL game since Seattle Seahawks WR Steve Largent registered 224 rec. yds. in the 1st half at Det. (10/18/87).
- With 210 rec. yds. on the day, became the first 49ers TE to eclipse the 1,000-yd. receiving mark and set the franchise record for most yds. in a single season by a 49ers TE. He became the first member of the 49ers to register at least 1,000 rec. yds. in a single season since WR Anquan Boldin registered 1,062 rec. yds. in 2014.
- With 3 recpts. of 70-or-more yds. this season, joins WR Odell Beckham Jr. (3 in 2015 with NYG) and WR Torrey Smith (3 in 2015 with SF) as the only players to have 3-or-more recpts. of 70-plus yds. in a single season since 2015.
- Tied a career high with 9 recpts. for 149 yds. and 1 TD at LAR (12/30), finishing the season with 1,377 rec. yds., the most in a single season by a TE in NFL history.

2017

- Played in 15 games (7 starts) and notched 43 receipts. for 515 yds. and 2 TDs. His 515 rec. yds. are the most by a 49ers rookie TE since the merger in 1970.
- Started in his NFL debut vs. Car. (9/10) in the season opener and registered 5 receipts. for 27 yds.
- Tallied 7 receipts. for 83 yds. and the 1st TD receipt. of his career at Ind. (10/8). His 5-yd. TD receipt. came with :20 left in the 4th qtr. and tied the game 23-23. He is the 1st 49ers TE to register 7-or-more receipts. in a game since TE Vernon Davis on 10/13/13 vs. Arz. (8 receipts.).
- Finished the game with 3 receipts. for 42 yds. and 1 TD vs. Jax. (12/24). His 8-yd. TD receipt. from QB Jimmy Garoppolo marked his 2nd TD receipt. of the season (10/8/17 at Ind.).
- Registered his 1st career 100-yd. game at LAR (12/31), hauling in 4 receipts. for 100 yds., including a career-long 44-yd. receipt. It marked the 1st 100-yd. game for a 49ers TE since 10/13/13 (TE Vernon Davis - 8 receipts. for 180 yds. and 2 TDs vs. Arz.). He was the only rookie TE to record a 100-yd. rec. game in 2017.

COLLEGE

In four seasons at Iowa, played in 49 games (17 starts) and registered 48 receipts. for 737 yds. and 10 TDs. As a senior, earned Honorable Mention All-Big Ten and Academic All-Big Ten honors. Was also the recipient of the team Hustle Award (offense). Started all 11 games in which he appeared and notched 22 receipts. for 314 yds. and 4 TDs. In 2015, earned Honorable Mention All-America and Academic All-Big Ten honors. Played in 14 games (6 starts) and tallied 20 receipts. for 290 yds. and a team-high 6 TDs. As a sophomore, earned Academic All-Big Ten honors. Played in 12 games and registered 1 receipt. for 25 yds. In 2013, played in 12 games and recorded 5 receipts. for 108 yds. Also earned Academic All-Big Ten honors. Redshirted in 2012.

PERSONAL

- Attended Norman (OK) HS, and earned all-state, all-district and all-conference honors as a senior.
- Registered 26 receipts. for 302 yds. and 6 TDs, while also notching 5 INTs as a senior.
- Born George Kittle (10/9/93) in Madison, WI.
- Married to the former Claire Till, who was on the basketball team at Iowa.
- Majored in communications at Iowa.

INJURY REPORT

2017: Inactive vs. NYG (11/12) with an ankle injury.

2019: Inactive vs. Sea. (11/11) and vs. Arz. (11/17) with a knee/ankle injury.

2020: Inactive 2 games [at NYJ (9/20) and at NYG (9/27)] with a knee injury. Placed on the Injured Reserve List on 11/5 with a foot injury.

2021: Placed on the Injured Reserve List with a knee injury on 10/9.

2022: Inactive 2 games [at Chi. (9/11) and vs. Sea. (9/18)] with a groin injury.

KITTLE'S GAME-BY-GAME

2017								
Date	Opp	W/L	P/S	Rec	Yds	Avg	Lg	TD
Sep 10	Car	L	1/1	5	27	5.4	13	0
Sep 17	at Sea	L	1/1	2	13	6.5	14	0
Sep 21	LAR	L	1/0	1	8	8.0	8	0
Oct 1	at Arz	L	1/0	2	35	17.5	21	0
Oct 8	at Ind	L	1/1	7	83	11.9	27	1
Oct 15	at Was	L	1/1	4	46	11.5	31	0
Oct 22	Dal	L	1/1	1	16	16.0	16	0
Oct 29	at Phi	L	1/1	2	22	11.0	22	0
Nov 5	Arz	L	1/1	3	27	9.0	14	0
Nov 12	NYG	W	–	–	–	–	–	–
Nov 26	Sea	L	1/0	1	14	14.0	14	0
Dec 3	at Chi	W	1/0	2	20	10.0	11	0
Dec 10	at Hou	W	1/0	2	10	5.0	8	0
Dec 17	Ten	W	1/0	4	52	13.0	24	0
Dec 24	Jax	W	1/0	3	42	14.0	21	1
Dec 31	at LAR	W	1/0	4	100	25.0	44	0
TOTALS			15/7	43	515	12.0	44	2

2018								
Date	Opp	W/L	P/S	Rec	Yds	Avg	Lg	TD
Sep 9	at Min	L	1/1	5	90	18.0	36	0
Sep 16	Det	W	1/1	2	22	11.0	17	0
Sep 23	at KC	L	1/1	5	79	15.8	23	0
Sep 30	at LAC	L	1/1	6	125	20.8	82t	1
Oct 7	Arz	L	1/1	5	83	16.6	45	0
Oct 15	at GB	L	1/1	4	30	7.5	11	0
Oct 21	LAR	L	1/1	5	98	19.6	35	1
Oct 28	at Arz	L	1/1	5	57	11.4	20	0
Nov 1	Oak	W	1/1	4	108	27.0	71	1
Nov 12	NYG	L	1/1	9	83	9.2	22	0
Nov 25	at TB	L	1/1	6	48	8.0	12	0
Dec 2	at Sea	L	1/1	6	70	11.7	28	0
Dec 9	Den	W	1/1	7	210	30.0	85t	1
Dec 16	Sea	W	1/1	3	51	17.0	21	0
Dec 23	Chi	L	1/1	7	74	10.6	35	0
Dec 30	at LAR	L	1/1	9	149	16.6	43t	1
TOTALS			16/16	88	1,377	15.6	85t	5

2019								
Date	Opp	W/L	P/S	Rec	Yds	Avg	Lg	TD
Sep 8	at TB	W	1/1	8	54	6.8	19	0
Sep 15	at Cin	W	1/1	3	54	18.0	36	0
Sep 22	Pit	W	1/1	6	57	9.5	12	0
Oct 7	Cle	W	1/1	6	70	11.7	22t	1
Oct 13	at LAR	W	1/1	8	103	12.9	45	0
Oct 20	at Was	W	1/1	3	38	12.7	16	0
Oct 27	Car	W	1/1	6	86	14.3	29	0
Oct 31	at Arz	W	1/1	6	79	13.2	30t	1
Nov 11	Sea	L	–	–	–	–	–	–
Nov 17	Arz	W	–	–	–	–	–	–
Nov 24	GB	W	1/1	6	129	21.5	61t	1
Dec 1	at Bal	L	1/1	2	17	8.5	13	0
Dec 8	at NO	W	1/1	6	67	11.2	39	1
Dec 15	Atl	L	1/1	13	134	10.3	21	0
Dec 21	LAR	W	1/1	5	79	15.8	36	1
Dec 29	at Sea	W	1/1	7	86	12.3	26	0
TOTALS			14/14	85	1,053	12.4	61t	5

2019 Postseason								
Date	Opp	W/L	P/S	Rec	Yds	Avg	Lg	TD
Jan 11	Min	W	1/1	3	16	5.3	11	0
Jan 19	GB	W	1/1	1	19	19.0	19	0
Feb 2	at KC	L	1/1	4	36	9.0	12	0
TOTALS			3/3	8	71	8.9	19	0

2020									
Date	Opp	W/L	P/S	Rec	Yds	Avg	Lg	TD	
Sep 13	Arz	L	1/1	4	44	11.0	14	0	
Sep 20	at NYJ	W	–	–	–	–	–	–	
Sep 27	at NYG	W	–	–	–	–	–	–	
Oct 4	Phi	L	1/1	15	183	12.2	38	1	
Oct 11	Mia	L	1/1	4	44	11.0	12	0	
Oct 18	LAR	W	1/1	7	109	15.6	44t	1	
Oct 25	at NE	W	1/1	5	55	11.0	15	0	
Nov 1	at Sea	L	1/1	2	39	19.5	25	0	
				PLACED ON INJURED RESERVE (Foot) ON 11/5					
Nov 5	GB	L	–	–	–	–	–	–	
Nov 15	at NO	L	–	–	–	–	–	–	
Nov 29	at LAR	W	–	–	–	–	–	–	
Dec 7	Buf	L	–	–	–	–	–	–	
Dec 13	Was	L	–	–	–	–	–	–	
Dec 20	at Dal	L	–	–	–	–	–	–	
				ACTIVATED FROM INJURED RESERVE ON 12/25					
Dec 26	at Arz	W	1/1	4	92	23.0	27	0	
Jan 3	Sea	L	1/1	7	68	9.7	41	0	
TOTALS			8/8	48	634	13.2	44t	2	

2021									
Date	Opp	W/L	P/S	Rec	Yds	Avg	Lg	TD	
Sep 12	at Det	W	1/1	4	78	19.5	35	0	
Sep 19	at Phi	W	1/1	4	17	4.3	8	0	
Sep 26	GB	L	1/1	7	92	13.1	39	0	
Oct 3	Sea	L	1/1	4	40	10.0	18	0	
				PLACED ON INJURED RESERVE (Calf) ON 10/9					
Oct 10	at Arz	L	–	–	–	–	–	–	
Oct 24	Ind	L	–	–	–	–	–	–	
Oct 31	at Chi	W	–	–	–	–	–	–	
				ACTIVATED FROM INJURED RESERVE (Calf) ON 11/6					
Nov 7	Arz	L	1/1	6	101	16.8	29	1	
Nov 15	LAR	W	1/1	5	50	10.0	18	1	
Nov 21	at Jax	W	1/1	4	34	8.5	13	1	
Nov 28	Min	W	1/1	1	13	13.0	13	0	
Dec 5	at Sea	L	1/1	9	181	20.1	48t	2	
Dec 12	at Cin	W	1/1	13	151	11.6	21	1	
Dec 19	Atl	W	1/1	6	93	15.5	28	0	
Dec 23	at Ten	L	1/1	2	21	10.5	16	0	
Jan 2	Hou	W	1/1	1	29	29.0	29	0	
Jan 9	at LAR	W	1/1	5	10	2.0	6	0	
TOTALS			14/14	71	910	12.8	48t	6	

2021 Postseason								
Date	Opp	W/L	P/S	Rec	Yds	Avg	Lg	TD
Jan 16	at Dal	W	1/1	1	18	18.0	18	0
Jan 22	at GB	W	1/1	4	63	15.8	24	0
Jan 30	at LAR	L	1/1	2	27	13.5	16t	1
TOTALS			3/3	7	108	15.4	24	1

KITTLE'S GAME-BY-GAME

2022

Date	Opp	W/L	P/S	Rec	Yds	Avg	Lg	TD
Sep 11	at Chi	L	–	–	INACTIVE (Groin)	–	–	–
Sep 18	Sea	W	–	–	INACTIVE (Groin)	–	–	–
Sep 25	at Den	L	1/1	4	28	7.0	11	0
Oct 3	LAR	W	1/1	2	24	12.0	20	0
Oct 9	at Car	W	1/1	5	47	9.4	20	0
Oct 16	at Atl	L	1/1	8	83	10.4	19	0
Oct 23	KC	L	1/1	6	98	16.3	34	1
Oct 30	at LAR	W	1/1	3	39	13.0	23	1
Nov 13	LAC	W	1/1	1	21	21.0	21	0
Nov 21	at Arz	W	1/1	4	84	21.0	39	2
Nov 27	NO	W	1/1	3	26	8.7	14	0
Dec 4	Mia	W	1/1	2	22	11.0	19	0
Dec 11	TB	W	1/1	4	28	7.0	15	0
Dec 15	at Sea	W	1/1	4	93	23.3	54t	2
Dec 24	Was	W	1/1	6	120	20.0	34	2
Jan 1	at LV	W	1/1	4	23	5.8	9	1
Jan 8	Arz	W	1/1	4	29	7.3	15	2
TOTALS			15/15	60	765	12.8	54t	11

2022 Postseason

Date	Opp	W/L	P/S	Rec	Yds	Avg	Lg	TD
Jan 14	Sea	W	1/1	2	37	18.5	23	0
Jan 22	Dal	W	1/1	5	95	19.0	31	0
Jan 29	at Phi	L	1/1	3	32	10.7	22	0
TOTALS			3/3	10	164	16.4	31	0

2023

Date	Opp	W/L	P/S	Rec	Yds	Avg	Lg	TD
Sep 10	at Pit	W	1/1	3	19	6.3	11	0
Sep 17	at LAR	W	1/1	3	30	10.0	12	0
Sep 21	NYG	W	1/1	7	90	12.9	29	0
Oct 1	Arz	W	1/1	1	9	9.0	9	0
Oct 8	Dal	W	1/1	3	67	22.3	38	3
Oct 15	at Cle	L	1/1	1	1	1.0	1	0
Oct 22	at Min	L	1/1	5	78	15.6	28	0
Oct 29	Cin	L	1/1	9	149	16.6	34	0
Nov 12	at Jax	W	1/1	3	116	38.7	66	1
Nov 19	TB	W	1/1	8	89	11.1	24	1
Nov 23	at Sea	W	1/1	3	19	6.3	11	0
Dec 3	at Phi	W	1/1	4	68	17.0	32	0
Dec 10	Sea	W	1/1	3	76	25.3	44	1
Dec 17	at Arz	W	1/1	2	54	27.0	35	0
Dec 25	Bal	L	1/1	7	126	18.0	58	0
Dec 31	at Was	W	1/1	3	29	9.7	18	0
Jan 7	LAR	L	–	–	DID NOT PLAY	–	–	–
TOTALS			16/16	65	1,020	15.7	66	6

2023 Postseason

Date	Opp	W/L	P/S	Rec	Yds	Avg	Lg	TD
Jan 20	GB	W	1/1	4	81	20.3	32	1
Jan 28	Det	W	1/1	2	27	13.5	28	0
Feb 11	at KC	L	1/1	2	4	2.0	4	0
TOTALS			3/3	8	112	14.0	32	1



CAMERON LATU

81

TE * 6-5 * 244 * ALABAMA

2.24.00 * HOLLADAY, UT * 2ND YEAR * ACQUIRED D-3C IN '23

GOLDMINE

- After playing DE in high school and OLB as a freshman at Alabama, Latu was asked to switch to TE. At first, he was hesitant to move over to offense. "I was shocked," Latu said. "What? You're talking about me playing tight end? I don't know about that, especially at the college level, blocking and stuff. That's all I could think about. I did not wanna block. But I love blocking now. I love that."
- Latu grew up in Chisholm, MN, a town that's home to less than 5,000 people. His mother, Jill Argust-Fine, thought it was a safe environment for her three sons to grow up in, so she moved her family there when Latu was two years old despite being a Los Angeles native herself.



LATU'S GOLDEN NUGGETS

- Has a twin brother, Nathan, who plays DE at Oklahoma State and an older brother, Sioka, who played DL at St. Cloud State (MN). The twins played alongside each other on the defensive line at Olympus (Holladay, UT) HS.
- Grew up in Chisholm, MN, where his primary sport was rugby. Moved to Utah in 2013 where he began playing football.
- The first two catches of his collegiate career were a 9-yd. TD recept. and a 25-yd. TD recept. in Alabama's 2021 season opener vs. Miami (FL). Went on to haul in 8 rec. TDs that season, which stands as the most rec. TDs by an Alabama TE in a single season in program history.



LATU'S CAREER STATISTICS

YEAR	TEAM	GP	GS	NO	RECEIVING				ATT	RUSHING			
					YDS	AVG	LG	TD		YDS	AVG	LG	TD
2023	SF	–	–	–	–INJURED RESERVE (Knee)				–	–	–	–	–
TOTALS		0	0	0	0	0	0	0	0	0	0	0	0

PLAYOFFS

YEAR	TEAM	GP	GS	NO	RECEIVING				ATT	RUSHING			
					YDS	AVG	LG	TD		YDS	AVG	LG	TD
2023	SF	–	–	–	–INJURED RESERVE (Knee)				–	–	–	–	–
TOTALS		0	0	0	0	0	0	0	0	0	0	0	0

LATU'S TRANSACTIONS

Originally the third of three 3rd-round (101st overall) draft choices by SF in 2023... Placed on the Injured Reserve List on 8/29/23.

2023

- Spent his rookie season on the Injured Reserve List with a knee injury.

COLLEGE

Appeared in 51 games (26 starts) in five years (2018-22) at Alabama and registered 56 receipts for 787 yds. and 12 TDs. In 2022, started all 11 games in which he appeared and recorded 30 receipts for 377 yds. and 4 TDs. In 2021, started all 15 games and registered 26 receipts for 410 yds. and 8 TDs. His 8 rec. TDs are the most by an Alabama TE in a single season in school history. Appeared in 12 games at TE and on special teams as a junior in 2020. Appeared in 11 games at TE and on special teams as a sophomore in 2019. Appeared in two games before redshirting as a freshman in 2018.

PERSONAL

- Attended Olympus (Holladay, UT) HS.
- Born on 2/24/00 in Los Angeles, CA.
- Son of Jillene Argust-Fine and Viliami Latu.
- Has a twin brother, Nathan, and an older brother, Sioka.

INJURY REPORT

2023: Placed on the Injured Reserve List on 8/29 with a knee injury.



DEOMMODORE LENOIR

2

DB * 5-10 * 200 * OREGON

10.6.99 * LOS ANGELES, CA * 4TH YEAR * ACQUIRED D-5B IN '21

AWARDS & HONORS

2022: NFL Way to Play (Week 4)

GOLDMINE

- Lenoir grew up in a hard-working family that always stressed education and hard work. His father works in construction as his mother works at home, constantly reminding Lenoir of the sacrifices you make for success.



- Attributes his aspirations to his upbringing and community that pushed him in a competitive environment. "Growing up in South Los Angeles taught me a lot," he said. "It taught me to stay focused in order to be able to go where I want to go, and that's to the NFL. You have to stay in the classroom and do what you're told to do."

LENOIR'S GOLDEN NUGGETS

- His name is pronounced dee-AH-mo-door, luh-NOOR.
- Goes by nicknames 'Demo' or 'Dede.'
- Comes from a large family, as he is the ninth child of 12.
- Was coached by D'Vah Thomas in high school, a long time friend of former 49ers CB Richard Sherman. With both men serving as mentors, he considers them "family."

LENOIR'S CAREER STATISTICS

YEAR	TEAM	GP	GS	TACKLES					INTERCEPTIONS					FUMBLES		
				TOT	SOL	AST	SACKS	YDS	INT	YDS	LG	TD	PD	FF	FR	YDS
2021	SF	13	2	13	10	3	0.0	0.0	0	0	–	0	2	0	0	0
2022	SF	17	13	77	54	23	1.0	9.0	1	8	8	0	5	0	0	0
2023	SF	17	17	84	58	26	0.0	0.0	3	49	28	0	10	0	0	0
TOTALS		47	32	174	122	52	1.0	9.0	4	57	28	0	17	0	0	0

PLAYOFFS

YEAR	TEAM	GP	GS	TACKLES					INTERCEPTIONS					FUMBLES		
				TOT	SOL	AST	SACKS	YDS	INT	YDS	LG	TD	PD	FF	FR	YDS
2021	SF	0	0	0	0	0	0.0	0.0	0	0	–	0	0	0	0	0
2022	SF	3	3	17	14	3	0.0	0.0	2	12	6	0	2	0	0	0
2023	SF	3	3	18	10	8	0.0	0.0	0	0	–	0	0	1	0	0
TOTALS		6	6	35	24	11	0.0	0.0	2	12	6	0	2	1	0	0

Additional Statistics:

Special Teams Tackles – 6: 2021 (4); 2022 (2)

Milestones:

NFL Debut: at Det. (9/12/21); **First Start:** at Det. (9/12/21); **First Sack:** Regular Season – vs. LAR (10/3/22 – QB Matthew Stafford – 9 yds.); **First INT:** Regular Season – vs. Mia. (12/4/22 – QB Tua Tagovailoa – 8 yds.); Postseason – vs. Sea. (1/14/23 – QB Geno Smith – 6 yds.)

LENOIR'S CAREER HIGHS

Total Tackles: Regular Season – 11 at LAR (9/17/23); Postseason – 7 at Phi. (1/29/23)

Solo: Regular Season – 9 at Sea. (12/15/22); Postseason – 6 at Phi. (1/29/23)

Assists: Regular Season – 4 at Car. (10/9/22); Postseason – 1 (4 times) Last vs. GB (1/20/24)

Sacks: Regular Season – 1.0 vs. LAR (10/3/22)

Passes Defensed: Regular Season – 2 at Was. (12/31/23); Postseason – 1 (2 times) Last vs. Dal. (1/22/23)

Forced Fumbles: Postseason – 1 at KC (2/11/24)

Interceptions: Regular Season – 1 (4 times) – Last at Was. (12/31/23); Postseason – 1 (2 times) Last vs. Dal. (1/22/23)

Interception Yards: Regular Season – 28 at Cle. (10/15/23); Postseason – 6 (2 times) Last vs. Dal. (1/22/23)

Long Interception Return: Regular Season – 21 at LAR (12/4/22); Postseason – 6 (2 times) Last vs. Dal. (1/22/23)

LENOIR'S TRANSACTIONS

Originally the second of three 5th-round (172nd overall) draft choices by SF in 2021...Placed on the Reserve/COVID-19 List on 1/5/22...Activated from the Reserve/COVID-19 List on 1/10/22.

2023

- Started all 17 games and registered 84 tackles, 3 INTs and 10 PDs on defense. Also, started in all 3 postseason games and added 18 tackles and 1 FF.
- Tallied 9 tackles and 1 INT of Rams QB Matthew Stafford at LAR (9/17).
- Notched 5 tackles and 1 INT of Browns QB P.J. Walker at Cle. (10/15).
- Registered 3 tackles and 1 INT of Commanders QB Sam Howell at Was. (12/31), giving him 3 INTs on the season and 4 in his career.
- Registered 8 tackles and 1 FF at KC (2/11/24 - SB LVIII), marking the first FF of his playoff career.

2022

- Appeared in all 17 games (13 starts) and posted 77 tackles, 5 PDs, 1 INT and 1.0 sack in addition to 2 tackles on special teams. Started all 3 postseason games where he added 17 tackles and 2 INTs.
- Registered 8 tackles and 1.0 sack of Rams QB Matthew Stafford for a loss of 9 yds. vs. LAR (10/3), marking the first sack of his career.
- Intercepted Dolphins QB Tua Tagovailoa vs. Mia. (12/4) marking the first of his career. Finished with 1 tackle and 1 INT.
- Registered 5 tackles and 1 INT of Seahawks QB Geno Smith vs. Sea. (1/14/23 - NFC-WC). The INT marked the first of his postseason career.
- Registered 5 tackles and 1 INT of Cowboys QB Dak Prescott vs. Dal (1/22/23 - NFC-D). The INT marked the 2nd of his postseason career.
- With the INT vs. Dal (1/22/23 - NFC-D) and 1 INT vs. Sea. (1/14/23 - NFC-WC), became the 8th member of the 49ers to register 1-or-more INTs in consecutive postseason games and the first to do so since CB Richard Sherman [1 INT vs. Min. (1/11/20 - NFC-D) and 1 INT vs. GB (1/19/20 - NFC-C)].

2021

- Appeared in 13 games (2 starts) and made 13 tackles and 2 PDs.
- Started in his NFL debut at Det. (9/12) and registered 3 tackles.

COLLEGE

Appeared in 47 games (34 starts) in four years (2017-20) at Oregon and recorded 154 tackles, 27 PDs, 6 INTs, 4.0 TFLs, 2 FFs and 1 FR. As a senior in 2020, started all 7 games and recorded 30 tackles, 1 INT, 1 PD and 1 FF. Named Associated Press Second-Team All-Pac-12. Started all 14 games in 2019 and registered 47 tackles, 8 PDs, 2.5 TFLs, 1 INT, 1 FF and 1 FR and was named Associated Press Second-Team All-Pac-12. As a sophomore in 2018, started all 13 games and recorded 52 tackles, 12 PDs and 3 INTs. In 2017, recorded 25 tackles, 6 PDs, 1.5 TFLs and 1 INT.

PERSONAL

- Attended Salesian (Los Angeles, CA) HS where he was named to the *Los Angeles Times*' all-star team as a senior.
- Recorded 52 tackles, 1 INT and 2 FFs as a senior.
- On offense, racked up 663 rec. yds. and 7 TDs and threw for 595 yds. and 6 TDs.
- Born Deommodore Lenoir (10/6/99) in Los Angeles, CA.

LENOIR'S CAREER STATISTICS

2021

Date	Opp	W/L	P/S	Tot	Sol	Ast	Sk	Yds	Int	Yds	PD	FF	FR	Yds
Sep 12	at Det	W	1/1	3	2	1	0.0	0.0	0	0	0	0	0	0
Sep 19	at Phi	W	1/1	5	3	2	0.0	0.0	0	0	2	0	0	0
Sep 26	GB	L	1/0	1	1	0	0.0	0.0	0	0	0	0	0	0
Oct 3	Sea	L	1/0	0	0	0	0.0	0.0	0	0	0	0	0	0
Oct 10	at Arz	L	1/0	0	0	0	0.0	0.0	0	0	0	0	0	0
Oct 24	Ind	L	-	-	-	-	-INACTIVE-	-	-	-	-	-	-	-
Oct 31	at Chi	W	-	-	-	-	-INACTIVE-	-	-	-	-	-	-	-
Nov 7	Arz	L	-	-	-	-	-INACTIVE-	-	-	-	-	-	-	-
Nov 15	LAR	W	1/0	0	0	0	0.0	0.0	0	0	0	0	0	0
Nov 21	at Jax	W	1/0	0	0	0	0.0	0.0	0	0	0	0	0	0
Nov 28	Min	W	1/0	0	0	0	0.0	0.0	0	0	0	0	0	0
Dec 5	at Sea	L	1/0	3	3	0	0.0	0.0	0	0	0	0	0	0
Dec 12	at Cin	W	1/0	1	1	0	0.0	0.0	0	0	0	0	0	0
Dec 19	Atl	W	1/0	0	0	0	0.0	0.0	0	0	0	0	0	0
Dec 23	at Ten	L	1/0	0	0	0	0.0	0.0	0	0	0	0	0	0
Jan 2	Hou	W	1/0	0	0	0	0.0	0.0	0	0	0	0	0	0
PLACED ON RESERVE/COVID-19 ON 1/5/22														
Jan 9	at LAR	W	-	-	-	-	-RESERVE/COVID-19-	-	-	-	-	-	-	-
ACTIVATED FROM RESERVE/COVID-19 ON 1/10/22														
TOTALS			13/2	13	10	3	0.0	0.0	0	0	2	0	0	0

2021 Postseason

Date	Opp	W/L	P/S	Tot	Sol	Ast	Sk	Yds	Int	Yds	PD	FF	FR	Yds
Jan 16	at Dal	W	-	-	-	-	-INACTIVE-	-	-	-	-	-	-	-
Jan 22	at GB	W	-	-	-	-	-INACTIVE-	-	-	-	-	-	-	-
Jan 30	at LAR	L	-	-	-	-	-INACTIVE-	-	-	-	-	-	-	-
TOTALS			0/0	0	0	0	0.0	0.0	0	0	0	0	0	0

2022

Date	Opp	W/L	P/S	Tot	Sol	Ast	Sk	Yds	Int	Yds	PD	FF	FR	Yds
Sep 11	at Chi	L	1/0	0	0	0	0.0	0.0	0	0	0	0	0	0
Sep 18	Sea	W	1/0	0	0	0	0.0	0.0	0	0	0	0	0	0
Sep 25	at Den	L	1/0	5	3	2	0.0	0.0	0	0	1	0	0	0
Oct 3	LAR	W	1/1	8	5	3	1.0	9.0	0	0	0	0	0	0
Oct 9	at Car	W	1/0	8	4	4	0.0	0.0	0	0	0	0	0	0
Oct 16	at Atl	L	1/1	2	1	1	0.0	0.0	0	0	0	0	0	0
Oct 23	KC	L	1/1	3	2	1	0.0	0.0	0	0	0	0	0	0
Oct 30	at LAR	W	1/1	2	2	0	0.0	0.0	0	0	0	0	0	0
Nov 13	LAC	W	1/1	1	0	1	0.0	0.0	0	0	0	0	0	0
Nov 21	at Arz	W	1/1	4	3	1	0.0	0.0	0	0	0	0	0	0
Nov 27	NO	W	1/1	5	5	0	0.0	0.0	0	0	0	0	0	0
Dec 4	Mia	W	1/1	1	1	0	0.0	0.0	1	8	1	0	0	0
Dec 11	TB	W	1/1	5	3	2	0.0	0.0	0	0	1	0	0	0
Dec 15	at Sea	W	1/1	10	9	1	0.0	0.0	0	0	0	0	0	0
Dec 24	Was	W	1/1	9	6	3	0.0	0.0	0	0	1	0	0	0
Jan 1	at LV	W	1/1	7	4	3	0.0	0.0	0	0	1	0	0	0
Jan 8	Arz	W	1/1	7	6	1	0.0	0.0	0	0	0	0	0	0
TOTALS			17/13	77	54	23	1.0	9.0	1	8	5	0	0	0

2022 Postseason

Date	Opp	W/L	P/S	Tot	Sol	Ast	Sk	Yds	Int	Yds	PD	FF	FR	Yds
Jan 14	Sea	W	1/1	5	4	1	0.0	0.0	1	6	1	0	0	0
Jan 22	Dal	W	1/1	5	4	1	0.0	0.0	1	6	1	0	0	0
Jan 29	at Phi	L	1/1	7	6	1	0.0	0.0	0	0	0	0	0	0
TOTALS			3/3	17	14	3	0.0	0.0	2	12	2	0	0	0

2023

Date	Opp	W/L	P/S	Tot	Sol	Ast	Sk	Yds	Int	Yds	PD	FF	FR	Yds
Sep 10	at Pit	W	1/1	10	8	2	0.0	0.0	0	0	0	0	0	0
Sep 17	at LAR	W	1/1	10	8	2	0.0	0.0	1	21	1	0	0	0
Sep 21	NYG	W	1/1	5	4	1	0.0	0.0	0	0	0	0	0	0
Oct 1	Arz	W	1/1	5	4	1	0.0	0.0	0	0	0	0	0	0
Oct 8	Dal	W	1/1	3	1	2	0.0	0.0	0	0	1	0	0	0
Oct 15	at Cle	L	1/1	5	4	1	0.0	0.0	1	28	1	0	0	0
Oct 23	at Min	L	1/1	4	2	2	0.0	0.0	0	0	0	0	0	0
Oct 29	Cin	L	1/1	6	4	2	0.0	0.0	0	0	0	0	0	0
Nov 12	at Jax	W	1/1	7	4	3	0.0	0.0	0	0	0	0	0	0
Nov 19	TB	W	1/1	0	0	1	0.0	0.0	0	0	1	0	0	0
Nov 23	at Sea	W	1/1	7	4	3	0.0	0.0	0	0	0	0	0	0
Dec 3	at Phi	W	1/1	0	0	0	0.0	0.0	0	0	1	0	0	0
Dec 10	Sea	W	1/1	3	2	1	0.0	0.0	0	0	2	0	0	0
Dec 17	at Arz	W	1/1	9	8	1	0.0	0.0	0	0	1	0	0	0
Dec 25	Bal	L	1/1	4	1	3	0.0	0.0	0	0	0	0	0	0
Dec 31	at Was	W	1/1	3	2	1	0.0	0.0	1	0	2	0	0	0
Jan 7	LAR	L	1/1	1	1	0	0.0	0.0	0	0	0	0	0	0
TOTALS			17/17	83	57	26	0.0	0.0	3	49	10	0	0	0

2023 Postseason

Date	Opp	W/L	P/S	Tot	Sol	Ast	Sk	Yds	Int	Yds	PD	FF	FR	Yds
Jan 20	GB	W	1/1	5	4	1	0.0	0.0	0	0	0	0	0	0
Jan 28	Det	W	1/1	5	2	3	0.0	0.0	0	0	0	0	0	0
Feb 11	at KC	L	1/1	8	4	4	0.0	0.0	0	0	0	1	0	0
TOTALS			3/3	18	10	8	0.0	0.0	0	0	0	1	0	0



CHASE LUCAS

26

CB × 5-11 × 184 × ARIZONA STATE

3.4.97 × CHANDLER, AZ × 3RD YEAR × ACQUIRED FA IN '24

GOLDMINE

- Lucas understands the value of family and having a strong support system. His family has been integral to his success, both on and off the field. "My family is everything to me," Lucas said. "My mom, grandparents, my aunt, they all did everything for me." His aunt, Tara, was a major source of motivation for him. She was like a second mother to him. He works hard every day to make her proud, because while she was alive, Tara was his biggest cheerleader along with his mother, Valerie. "I'm very proud of my aunt for the legacy she built here on this earth. I want to dedicate everything I have done, everything I accomplish from here on out to her."
- Along with Tara, he would consider Valerie to be the most influential person in his life because she raised him as a single mother. Being close to home and making sure his mother could attend as many games as possible, is the reason he ultimately decided to attend Arizona State over other schools he was heavily recruited by. This support system is the reason Chase has gotten to where he is today.



LUCAS' GOLDEN NUGGETS

- Played WR all throughout high school, made the switch to corner in his senior year and saw his potential grow in that position.
- Enjoys spending time doing outdoor activities, specifically fishing and hunting.
- Has two rottweilers at home, Royce and Blue.

LUCAS' CAREER STATISTICS

YEAR	TEAM	GP	GS	TACKLES			SACKS	YDS	INT	INTERCEPTIONS			PD	FUMBLES		
				TOT	SOL	AST				YDS	LG	TD		FF	FR	YDS
2022	Det	6	0	2	1	1	0.0	0.0	0	0	–	0	0	0	0	0
2023	Det	12	0	0	0	0	0.0	0.0	0	0	–	0	0	0	0	0
TOTALS		18	0	2	1	1	0.0	0.0	0	0	–	0	0	0	0	0

PLAYOFFS

YEAR	TEAM	GP	GS	TACKLES			SACKS	YDS	INT	INTERCEPTIONS			PD	FUMBLES		
				TOT	SOL	AST				YDS	LG	TD		FF	FR	YDS
2023	Det	3	0	0	0	0	0.0	0.0	0	0	–	0	0	0	0	0
TOTALS		3	0	0	0	0	0.0	0.0	0	0	–	0	0	0	0	0

Additional Statistics:

Special Teams Tackles – 4: 2022 (1); 2023 (3)

Milestones:

NFL Debut: vs. Was. (9/18/22)

LUCAS' CAREER HIGHS

Total Tackles: Regular Season – 1 (2 times) Last vs. Jax. (12/4/22)

Solo: Regular Season – 1 at NE (10/9/22)

Assists: Regular Season – 1 vs. Jax. (12/4/22)

LUCAS' TRANSACTIONS

Originally a 7th-round (237th overall) draft choice by Det. in 2022...Placed on the Injured Reserve List on 12/10/22...Waived by Det. on 8/29/23...Signed to Det. practice squad on 8/30/23...Promoted to Det. active roster on 9/16/23...Waived by Det on 12/28/23...Signed to Det. practice squad on 12/30/23... Promoted to Det. active roster on 1/13/24...Signed a one-year deal with SF on 3/15/24.

2023 (DETROIT)

- Appeared in 12 games and registered 3 tackles on special teams. Also appeared in all 3 postseason contests.

2022 (DETROIT)

- Appeared in 6 games and registered 2 tackles.
- Made NFL debut vs. Was. (9/18).

COLLEGE

Appeared in 53 games (49 starts) in six seasons (2016-21) at Arizona State and registered 223 tackles, 2.0 sacks, 6 INTs, 34 PDs, 2 FF and 1 FR. In 2021, appeared in 10 games and registered 34 tackles. Was named Second Team All-Pac-12 as a redshirt senior after appearing in 4 games and registering 15 tackles and 1 FF. As a redshirt junior in 2019, started in all 13 games and registered 54 tackles, 1 INT, 1 FF and 1 FR. In 2018, appeared in 13 games and registered 62 tackles, 3 INTs and 2.0 sacks. As a redshirt freshman, appeared in 12 games and registered 59 tackles and 2 INTs.

PERSONAL

- Attended Chandler (AZ) HS.
- Born Chase Lucas (3/4/97) in Chandler, AZ.
- Mother is Valerie Lucas.

INJURY REPORT

2022: Inactive 3 games [vs. Mia. (10/30), vs. GB (11/6) and at Chi. (11/13)] with an ankle injury. Placed on the Injured Reserve (DFR) List on 12/10 with a hamstring injury.

LUCAS' GAME-BY-GAME

2022 (Detroit)


Date	Opp	W/L	P/S	Tot	Sol	Ast	Sk	Yds	Int	Yds	PD	FF	FR	Yds
Sep 11	Phi	L	—	—	—	—	—	—	—	—	—	—	—	—
Sep 18	Was	W	1/0	0	0	0	0.0	0.0	0	0	0	0	0	0
Sep 25	at Min	L	—	—	—	—	—	—	—	—	—	—	—	—
Oct 2	Sea	L	1/0	0	0	0	0.0	0.0	0	0	0	0	0	0
Oct 9	at NE	L	1/0	1	1	0	0.0	0.0	0	0	0	0	0	0
Oct 23	at Dal	L	1/0	0	0	0	0.0	0.0	0	0	0	0	0	0
Oct 30	Mia	L	—	—	—	—	—	—	—	—	—	—	—	—
Nov 6	GB	W	—	—	—	—	—	—	—	—	—	—	—	—
Nov 13	at Chi	W	—	—	—	—	—	—	—	—	—	—	—	—
Nov 20	at NYG	W	—	—	—	—	—	—	—	—	—	—	—	—
Nov 24	Buf	L	1/0	0	0	0	0.0	0.0	0	0	0	0	0	0
Dec 4	Jax	W	1/0	1	0	1	0.0	0.0	0	0	0	0	0	0
PLACED ON INJURED RESERVE (Hamstring) on 12/10														
TOTALS			6/0	2	1	1	0.0	0.0	0	0	0	0	0	0

2023 (Detroit)

Date	Opp	W/L	P/S	Tot	Sol	Ast	Sk	Yds	Int	Yds	PD	FF	FR	Yds
SIGNED TO DET PRACTICE SQUAD ON 8/30														
PROMOTED TO DET ACTIVE ROSTER ON 9/16														
Sep 17	Sea	L	1/0	0	0	0	0.0	0.0	0	0	0	0	0	0
Sep 24	Atl	W	1/0	0	0	0	0.0	0.0	0	0	0	0	0	0
Sep 28	at GB	W	1/0	0	0	0	0.0	0.0	0	0	0	0	0	0
Oct 8	Car	W	1/0	0	0	0	0.0	0.0	0	0	0	0	0	0
Oct 15	at TB	W	1/0	0	0	0	0.0	0.0	0	0	0	0	0	0
Oct 22	at Bal	L	1/0	0	0	0	0.0	0.0	0	0	0	0	0	0
Oct 30	LV	W	1/0	0	0	0	0.0	0.0	0	0	0	0	0	0
Nov 12	at LAC	W	1/0	0	0	0	0.0	0.0	0	0	0	0	0	0
Nov 19	Chi	W	1/0	0	0	0	0.0	0.0	0	0	0	0	0	0
Nov 23	GB	L	1/0	0	0	0	0.0	0.0	0	0	0	0	0	0
Dec 3	at NO	W	1/0	0	0	0	0.0	0.0	0	0	0	0	0	0
Dec 10	at Chi	L	—	—	—	—	—	—	—	—	—	—	—	—
Dec 16	Den	W	—	—	—	—	—	—	—	—	—	—	—	—
Dec 24	at Min	W	1/0	0	0	0	0.0	0.0	0	0	0	0	0	0
WAIVED BY DET ON 12/28														
SIGNED TO DET PRACTICE SQUAD ON 12/30														
TOTALS			12/0	0	0	0	0.0	0.0	0	0	0	0	0	0

2023 Postseason (Detroit)

Date	Opp	W/L	P/S	Tot	Sol	Ast	Sk	Yds	Int	Yds	PD	FF	FR	Yds
PROMOTED TO DET ACTIVE ROSTER ON 1/13														
Jan 14	LAR	W	1/0	0	0	0	0.0	0.0	0	0	0	0	0	0
Jan 21	TB	W	1/0	0	0	0	0.0	0.0	0	0	0	0	0	0
Jan 28	at SF	L	1/0	0	0	0	0.0	0.0	0	0	0	0	0	0
TOTALS			3/0	0	0	0	0.0	0.0	0	0	0	0	0	0



DARRELL LUTER JR.

28

CB * 6-0 * 190 * SOUTH ALABAMA

4.24.00 * HATTIESBURG, MS * 2ND YEAR * ACQUIRED D-5A IN '23

GOLDMINE

- Luter embraced the opportunity to compete at the 2023 Senior Bowl. For he and fellow South Alabama alum and current Buffalo Bills WR Jalen Wayne, the game was especially special as it took place in their home stadium in Mobile, AL, Hancock Whitney Stadium. "I was very surprised and thrilled and really excited to share the experience with my teammate Jalen Wayne," Luter said when asked about his invitation to participate. "It was an overwhelming moment for me to receive that invitation from Jim Nagy himself, he's somebody that I've known for a while. He's been showing me love from the very first moment I arrived at South Alabama."



LUTER'S GOLDEN NUGGETS

- Name is pronounced duh-RELL.
- Has one daughter, Nevaeh Brielle, with wife, Michaela.
- Was coached by Dwike Wilson at South Alabama, who coached current 49ers CB Charvarius Ward at Hinds (Raymond, MS) Community College.
- After earning second-team All-American honors from Pro Football Focus in 2021, the website also labeled him "the most underrated player in college football."

LUTER'S CAREER STATISTICS

YEAR	TEAM	GP	GS	TACKLES			INTERCEPTIONS				FUMBLES						
				TOT	SOL	AST	SACKS	YDS	INT	YDS	LG	TD	PD	FF	FR	YDS	
2023	SF	7	0	5	3	2	0.0	0.0	0	0	-	0	0	0	0	0	0
TOTALS		7	0	5	3	2	0.0	0.0	0	0	-	0	0	0	0	0	0

PLAYOFFS

YEAR	TEAM	GP	GS	TACKLES			INTERCEPTIONS				FUMBLES						
				TOT	SOL	AST	SACKS	YDS	INT	YDS	LG	TD	PD	FF	FR	YDS	
2023	SF	3	0	0	0	0	0.0	0.0	0	0	-	0	0	0	0	0	0
TOTALS		3	0	0	0	0	0.0	0.0	0	0	-	0	0	0	0	0	0

Additional Statistics:

Special Teams Tackles – 2: 2023 (2); **Postseason – 2:** 2023 (2)

Milestones:

NFL Debut: vs TB (11/19/23)

LUTER'S TRANSACTIONS

Originally the first of two 5th-round (155th overall) draft choices by SF in 2023...Placed on the Active/Physically Unable to Perform List on 7/18/23...Placed on the Reserve/Physically Unable to Perform List on 8/29/23...Activated from the Physically Unable to Perform List on 11/18/23.

2023

- Appeared in 7 games and registered 5 tackles on defense and special teams. Also appeared in all 3 postseason games.

COLLEGE

Appeared in 36 games in three years (2020-22) at South Alabama and registered 86 tackles, 16 PDs, 5 INTs and 1 FF after transferring from Pearl River (Poplarville, MS) Community College where he appeared in 18 games in two seasons (2018-19) and recorded 27 tackles, 14 PDs and 3 INTs. In 2022, appeared in 13 games and notched 37 tackles, 5 PDs and 1 INT, earning Third-Team All-Sun Belt honors. In 2021, appeared in 12 games and tallied 21 tackles, 10 PDs and 4 INTs, earning First-Team All-Sun Belt honors. Was also named Sun Belt Defensive Player of the Year and Second-Team All-American by Pro Football Focus. As a junior in 2020, appeared in all 11 games and added 28 tackles, 1 PD and 1 FF. As a sophomore in 2019 at Pearl River Community College, appeared in 9 games and registered 19 tackles, 8 PDs and 1 INT, earning a spot on the All-Mississippi Association of Community & Junior Colleges Second-Team. As a freshman in 2018, appeared in 9 games and recorded eight tackles, 6 PDs and 2 INTs.

PERSONAL

- Attended Oak Grove (Hattiesburg, MS) HS where he was a three-year letterman in football and registered 37 tackles, 3 PDs, 1 FF and 1 FR as a senior in 2017.
- Was also a two-year letterman in basketball at Oak Grove.
- Majored in sport management and recreation studies at South Alabama.
- Born Darrell Akeem Luter Jr. (4/24/00) in Hattiesburg, MS.
- Son of Darrell Sr. and Darlene Luter.

INJURY REPORT

2023: Placed on the Physically Unable to Perform List on 8/29 with a knee injury. Inactive vs. Sea. (12/10) with a hamstring injury.

LUTER'S GAME-BY-GAME

2023

Date	Opp	W/L	P/S	Tot	Sol	Ast	Sk	Yds	Int	Yds	PD	FF	FR	Yds
PLACED ON RESERVE/PUP ON 8/29														
Sep 10	at Pit	W	-	-	-	-	-	-	-	-	-	-	-	-
Sep 17	at LAR	W	-	-	-	-	-	-	-	-	-	-	-	-
Sep 21	NYG	W	-	-	-	-	-	-	-	-	-	-	-	-
Oct 1	Arz	W	-	-	-	-	-	-	-	-	-	-	-	-
Oct 8	Dal	W	-	-	-	-	-	-	-	-	-	-	-	-
Oct 15	at Cle	L	-	-	-	-	-	-	-	-	-	-	-	-
Oct 23	at Min	L	-	-	-	-	-	-	-	-	-	-	-	-
Oct 29	Cin	L	-	-	-	-	-	-	-	-	-	-	-	-
Nov 12	at Jax	W	-	-	-	-	-	-	-	-	-	-	-	-
ACTIVATED FROM RESERVE/PUP ON 11/18														
Nov 19	TB	W	1/0	0	0	0	0.0	0.0	0	0	0	0	0	0
Nov 23	at Sea	W	1/0	0	0	0	0.0	0.0	0	0	0	0	0	0
Dec 3	at Ph	W	1/0	0	0	0	0.0	0.0	0	0	0	0	0	0
Dec 10	Sea	W	-	-	-	-	-	-	-	-	-	-	-	-
Dec 17	at Arz	W	1/0	1	1	0	0.0	0.0	0	0	0	0	0	0
Dec 25	Bal	L	1/0	0	0	0	0.0	0.0	0	0	0	0	0	0
Dec 31	at Was	W	1/0	0	0	0	0.0	0.0	0	0	0	0	0	0
Jan 7	LAR	L	1/0	4	2	2	0.0	0.0	0	0	0	0	0	0
TOTALS			7/0	5	3	2	0.0	0.0	0	0	0	0	0	0

2023 Postseason

Date	Opp	W/L	P/S	Tot	Sol	Ast	Sk	Yds	Int	Yds	PD	FF	FR	Yds
Jan 20	GB	W	1/0	0	0	0	0.0	0.0	0	0	0	0	0	0
Jan 28	Det	W	1/0	0	0	0	0.0	0.0	0	0	0	0	0	0
Feb 11	at KC	L	1/0	0	0	0	0.0	0.0	0	0	0	0	0	0
TOTALS			3/0	0	0	0	0.0	0.0	0	0	0	0	0	0



TAY MARTIN

86

WR * 6-3 * 185 * OKLAHOMA STATE

12.14.97 * HOUMA, LA * 1ST YEAR * ACQUIRED FA IN '22

GOLDMINE

- Martin had to overcome a great deal of adversity to get where he is today. During his junior year at Ellender Memorial (Houma, LA) HS, Martin's mother tragically passed away just months after his father went to prison. Martin, the eldest of four, despite having to take on a lot more in his personal life, still excelled athletically and academically en route to earning a full scholarship to Washington State University.



MARTIN'S GOLDEN NUGGET

- Stared on the court in addition to the gridiron at Ellender Memorial (Houma, LA). Was the Class 4A Louisiana State High School Player of the Year as a senior.

MARTIN'S CAREER STATISTICS

YEAR	TEAM	GP	GS	NO	RECEIVING				ATT	RUSHING			
					YDS	AVG	LG	TD		YDS	AVG	LG	TD
2022	SF	2	0	0	0	-	-	0	0	0	-	-	0
2023	SF	1	0	0	0	-	-	0	0	0	-	-	0
TOTALS		3	0	0	0	-	-	0	0	0	-	-	0

PLAYOFFS													
YEAR	TEAM	GP	GS	NO	RECEIVING				ATT	RUSHING			
					YDS	AVG	LG	TD		YDS	AVG	LG	TD
2022	SF	-	-	-	-	-	-	-	-	-	-	-	-
TOTALS		0	0	0	0	-	-	0	0	0	-	-	0

MARTIN'S TRANSACTIONS

Originally signed as an undrafted free agent with SF on 5/13/22...Waived by SF on 8/30/22...Signed to SF practice squad on 8/31/22...Activated from SF practice squad on 10/29/22...Reverted back to SF practice squad on 10/31/22...Activated from SF practice squad on 12/31/22...Reverted back to SF practice squad on 1/2/23...Signed to Reserve/Future contract with SF on 1/31/23...Waived by SF on 8/29/23...Signed to SF practice squad on 8/30/23...Activated from SF practice squad on 12/30/23...Reverted back to SF practice squad on 1/1/24...Signed a one-year deal with SF on 2/13/24.

2023

- Signed to the team's practice squad on 8/30/23 where he spent the majority of the season. Appeared in 1 game after being activated from the practice squad.

2022

- Signed to the team's practice squad on 8/31/22 where he spent the majority of the season. Appeared in 2 games after being activated from the practice squad.

COLLEGE

Appeared in 21 games (13 starts) in 2 years at the Oklahoma State (2020-21) and registered 95 receipts. for 1,195 yds. and 10 TDs. In 2021, started all 13 games and tallied 80 receipts. for 1,046 yds. and 10 TDs. In 2020, saw action in 8 games and recorded 15 receipts. for 149 yds. Transferred to Oklahoma State from Washington State (2017-19) where he appeared in 39 games (21 starts) and added 143 receipts. for 1,615 yds. and 18 TDs. In 2019, appeared in 13 games (7 starts) and notched 43 receipts. for 685 yds. and 4 TDs. As a sophomore, started all 13 games and registered 69 receipts. for 330 yds. and 4 TDs. As a freshman in 2017, appeared in all 13 games (1 start) and finished with 7 receipts. for 51 yds. and 2 TDs.

PERSONAL

- Attended Ellender Memorial (Houma, LA) HS where he had 45 receipts. for 745 yds. and 8 TDs as a senior.
- Born Davontavean Martin on 12/14/97 in Houma, LA.
- Has a four-year daughter, Reign Christine.
- Has a brother, Zavean, and two sisters, Salae and Angelay.

MARTIN'S GAME-BY-GAME

2022								
Date	Opp	W/L	P/S	Rec	Yds	Avg	Lg	TD
Sep 11	at Chi	L	-	-	PRACTICE SQUAD	-	-	-
Sep 18	Sea	W	-	-	PRACTICE SQUAD	-	-	-
Sep 25	at Den	L	-	-	PRACTICE SQUAD	-	-	-
Oct 3	LAR	W	-	-	PRACTICE SQUAD	-	-	-
Oct 9	at Car	W	-	-	PRACTICE SQUAD	-	-	-
Oct 16	at Atl	L	-	-	PRACTICE SQUAD	-	-	-
Oct 23	KC	L	-	-	PRACTICE SQUAD	-	-	-
PROMOTED TO SF ACTIVE ROSTER ON 10/29								
Oct 30	at LAR	W	1/0	0	0	0.0	0	0
REVERTED BACK TO SF PRACTICE SQUAD ON 10/31								
Nov 13	LAC	W	-	-	PRACTICE SQUAD	-	-	-
Nov 21	at Arz	W	-	-	PRACTICE SQUAD	-	-	-
Nov 27	NO	W	-	-	PRACTICE SQUAD	-	-	-
Dec 4	Mia	W	-	-	PRACTICE SQUAD	-	-	-
Dec 11	TB	W	-	-	PRACTICE SQUAD	-	-	-
Dec 15	at Sea	W	-	-	PRACTICE SQUAD	-	-	-
Dec 24	Was	W	-	-	PRACTICE SQUAD	-	-	-
PROMOTED TO SF ACTIVE ROSTER ON 12/31								
Jan 1	at LV	W	1/0	0	0	0.0	0	0
REVERTED BACK TO SF PRACTICE SQUAD ON 1/2/23								
Jan 8	Arz	W	-	-	PRACTICE SQUAD	-	-	-
TOTALS			2/0	0	0	0.0	0	0
2022 Postseason								
Date	Opp	W/L	P/S	Rec	Yds	Avg	Lg	TD
Jan 14	Sea	W	-	-	PRACTICE SQUAD	-	-	-
Jan 22	Dal	W	-	-	PRACTICE SQUAD	-	-	-
Jan 29	at Phi	L	-	-	PRACTICE SQUAD	-	-	-
TOTALS			0/0	0	0	0.0	0	0

2023								
Date	Opp	W/L	P/S	Rec	Yds	Avg	Lg	TD
Sep 10	at Pit	W	-	-	PRACTICE SQUAD	-	-	-
Sep 17	at LAR	W	-	-	PRACTICE SQUAD	-	-	-
Sep 21	NYG	W	-	-	PRACTICE SQUAD	-	-	-
Oct 1	Arz	W	-	-	PRACTICE SQUAD	-	-	-
Oct 8	Dal	W	-	-	PRACTICE SQUAD	-	-	-
Oct 15	at Cle	L	-	-	PRACTICE SQUAD	-	-	-
Oct 22	at Min	L	-	-	PRACTICE SQUAD	-	-	-
Oct 29	Cin	L	-	-	PRACTICE SQUAD	-	-	-
Nov 12	at Jax	W	-	-	PRACTICE SQUAD	-	-	-
Nov 19	TB	W	-	-	PRACTICE SQUAD	-	-	-
Nov 23	at Sea	W	-	-	PRACTICE SQUAD	-	-	-
Dec 3	at Phi	W	-	-	PRACTICE SQUAD	-	-	-
Dec 10	Sea	W	-	-	PRACTICE SQUAD	-	-	-
Dec 17	at Arz	W	-	-	PRACTICE SQUAD	-	-	-
Dec 25	Bal	L	-	-	PRACTICE SQUAD	-	-	-
PROMOTED TO SF ACTIVE ROSTER ON 12/30								
Dec 31	at Was	W	1/0	0	0	0.0	0	0
REVERTED BACK TO SF PRACTICE SQUAD ON 1/1/24								
Jan 7	LAR	L	-	-	PRACTICE SQUAD	-	-	-
TOTALS			1/0	0	0	0.0	0	0
2023 Postseason								
Date	Opp	W/L	P/S	Rec	Yds	Avg	Lg	TD
Jan 20	GB	W	-	-	PRACTICE SQUAD	-	-	-
Jan 28	Det	W	-	-	PRACTICE SQUAD	-	-	-
Feb 11	at KC	L	-	-	PRACTICE SQUAD	-	-	-
TOTALS			0/0	0	0	0.0	0	0



JORDAN MASON

24

RB * 5-11 * 223 * GEORGIA TECH

5.24.99 * GALLATIN, TN * 3RD YEAR * ACQUIRED FA IN '22

GOLDMINE

- In addition to his contributions on the football field, Mason was an active member the Georgia Tech community during his five years at the school. Mason made it a point to support those who supported him when he attended the Yellow Jacket Marching Band's concert during the 2019 offseason.



MASON'S GOLDEN NUGGETS

- Began playing football at age five.
- Was the runner-up for Tennessee's Class 5A Mr. Football award as a senior.
- Also lettered in baseball and basketball at Gallatin (TN) HS in addition to his time on the gridiron.
- First cousin, Zaccheus Mason, played college basketball at the University of Mississippi and the University of Chattanooga, and played professionally in France and the Philippines.

MASON'S CAREER STATISTICS

YEAR	TEAM	GP	GS	ATT	RUSHING				NO	RECEIVING			
					YDS	AVG	LG	TD		YDS	AVG	LG	TD
2022	SF	16	0	43	258	6.0	55	1	0	0	–	0	0
2023	SF	17	0	40	206	5.2	26t	3	3	31	10.3	13	0
TOTALS		33	0	83	464	5.6	55	4	3	31	10.3	13	0

PLAYOFFS

YEAR	TEAM	GP	GS	ATT	RUSHING				NO	RECEIVING			
					YDS	AVG	LG	TD		YDS	AVG	LG	TD
2022	SF	3	0	2	12	6.0	8	0	0	0	–	–	0
2023	SF	3	0	0	0	–	–	0	0	0	–	–	0
TOTALS		6	0	2	12	6.0	8	0	0	0	–	–	0

Additional Statistics:

Special Teams Tackles – 13: 2022 (6); Postseason – 1: 2022 (1); 2023 (7)

Kick Returns – 1: 2023 (1)

Kick Return Yards – 28: 2023 (28)

Milestones:

NFL Debut: at Chi. (9/11/22); **First Rushing TD:** Regular Season – at LV (1/1/23 – 14 yds.)

MASON'S CAREER HIGHS

Rushes: Regular Season – 11 vs. TB (12/11/22); Postseason – 2 vs. Sea. (1/14/23)

Long Rush: Regular Season – 55 at Sea. (12/15/22); Postseason – 8 vs. Sea. (1/14/23)

Rushing Yards: Regular Season – 69 vs. Dal. (10/8/23); Postseason – 12 vs. Sea. (1/14/23)

Rushing TDs: Regular Season – 1 (3 times) Last at Cle. (10/15/23)

MASON'S TRANSACTIONS

Originally signed as an undrafted free agent by SF on 5/13/22.

2023

- Appeared in 17 games and registered 40 carries for 206 yds. and 3 TDs to go along with 3 receipts. for 31 yds. Also appeared in all 3 postseason contests.
- Registered 10 carries for a career-high 69 yds. and 1 TD vs. Dal. (10/8), which marked his 1st of the season.
- Registered 5 carries for 27 yds. and 1 TD at Cle. (10/15).
- Added 4 carries for 20 yds. and 1 TD vs. Sea. (12/10), marking his 3rd rushing TD of the season and the 4th of his career.

2022

- Appeared in 16 games and recorded 43 carries for 258 yds. and 1 TD along with 6 tackles on special teams. Also saw action in all 3 postseason games and added 2 rushes for 12 yds as well as 1 tackle on special teams.
- Registered 4 carries for a career-high 64 yds., including a career-long 55-yd. run at Sea. (12/15).
- Registered 2 carries for 13 yds. and 1 TD at LV (1/1/23), marking the first rushing TD of his career.

COLLEGE

Appeared in 43 games (20 starts) in 5 years at Georgia Tech (2017-21) and registered 449 carries for 2,349 yds. and 17 TDs. In 2021, appeared in all 12 games and tallied 387 rushes for 439 yds. and 1 TD. As a junior, saw action in all 6 games (2 starts) and recorded 82 carries for 352 yds. and 2 TDs. In 2019, was named Third-Team All-ACC after starting all 12 games and posting 172 carries for 899 yds. and 7 TDs. In 2018, played in all 13 games (5 starts) and registered 108 rushes for 659 yds. and 7 TDs. Redshirted as a freshman in 2017.

PERSONAL

- Attended Gallatin (TN) HS, where he rushed for a school-record 4,553 career yds., including 2,050 as a senior.
- Is the middle of three siblings. Has one daughter.
- Born Jordan Ponchez Mason (5/24/99) in Gallatin, TN

MASON'S GAME-BY-GAME

2022											
Date	Opp	W/L	P/S	Rsh	Yds	Avg	Lg	TD	Rec	Yds	TD
Sep 11	at Chi	L	1/0	0	0	-	-	0	0	0	0
Sep 18	Sea	W	1/0	0	0	-	-	0	0	0	0
Sep 25	at Den	L	1/0	1	7	7.0	7	0	0	0	0
Oct 3	LAR	W	1/0	0	0	-	-	0	0	0	0
Oct 9	at Car	W	1/0	0	0	-	-	0	0	0	0
Oct 16	at Atl	L	1/0	0	0	-	-	0	0	0	0
Oct 23	KC	L	-	-	-	INACTIVE	-	-	-	-	-
Oct 30	at LAR	W	1/0	0	0	-	-	0	0	0	0
Nov 13	LAC	W	1/0	0	0	-	-	0	0	0	0
Nov 21	at Arz	W	1/0	4	14	3.5	8	0	0	0	0
Nov 27	NO	W	1/0	5	25	5.0	9	0	0	0	0
Dec 4	Mia	W	1/0	8	51	6.4	19	0	0	0	0
Dec 11	TB	W	1/0	11	56	5.1	18	0	0	0	0
Dec 15	at Sea	W	1/0	4	64	16.0	55	0	0	0	0
Dec 24	Was	W	1/0	0	0	-	-	0	0	0	0
Jan 1	at LV	W	1/0	2	13	6.5	14	1	0	0	0
Jan 8	Arz	W	1/0	8	28	3.5	8	0	0	0	0
TOTALS			16/0	43	258	6.0	55	1	0	0	0

2022 Postseason											
Date	Opp	W/L	P/S	Rsh	Yds	Avg	Lg	TD	Rec	Yds	TD
Jan 14	Sea	W	1/0	2	12	6.0	8	0	0	0	0
Jan 22	Dal	W	1/0	0	0	-	-	0	0	0	0
Jan 29	at Phi	L	1/0	0	0	-	-	0	0	0	0
TOTALS			3/0	2	12	6.0	8	0	0	0	0

2023											
Date	Opp	W/L	P/S	Rsh	Yds	Avg	Lg	TD	Rec	Yds	TD
Sep 10	at Pit	W	1/0	0	0	-	-	0	0	0	0
Sep 17	at LAR	W	1/0	0	0	-	-	0	0	0	0
Sep 21	NYG	W	1/0	3	11	3.7	5	0	0	0	0
Oct 1	Arz	W	1/0	3	10	3.3	4	0	1	13	0
Oct 8	Dal	W	1/0	10	69	6.9	26	1	0	0	0
Oct 15	at Cle	L	1/0	5	27	5.4	10	1	0	0	0
Oct 23	at Min	L	1/0	0	0	-	-	0	0	0	0
Oct 29	Cin	L	1/0	0	0	-	-	0	0	0	0
Nov 12	at Jax	W	1/0	0	0	-	-	0	0	0	0
Nov 19	TB	W	1/0	0	0	-	-	0	0	0	0
Nov 23	at Sea	W	1/0	0	0	-	-	0	0	0	0
Dec 3	at Phi	W	1/0	2	10	5.0	6	0	0	0	0
Dec 10	Sea	W	1/0	4	20	5.0	8	1	1	6	0
Dec 17	at Arz	W	1/0	5	20	4.0	17	0	0	0	0
Dec 25	Bal	L	1/0	0	0	-	-	0	0	0	0
Dec 31	at Was	W	1/0	2	3	1.5	5	0	0	0	0
Jan 7	LAR	L	1/0	6	36	6.0	16	0	1	12	0
TOTALS			17/0	40	206	5.2	26	3	3	31	0

2023 Postseason											
Date	Opp	W/L	P/S	Rec	Yds	Avg	Lg	TD			
Jan 20	GB	W	1/0	0	-	-	0	0			
Jan 28	Det	W	1/0	0	-	-	0	0			
Feb 11	at KC	L	1/0	0	-	-	0	0			
TOTALS			3/0	0	-	-	0	0			



CHRISTIAN McCaffrey

23

RB * 5-11 * 210 * STANFORD

6.7.96 * HIGHLANDS RANCH, CO * 8TH YEAR * ACQUIRED TR IN '22-CAR.

AWARDS & HONORS

- 2018:** AP Second-Team All-Pro, PFWA All-NFC Team
- 2019:** NFC Offensive Player of the Month (Sept.), AP First-Team All-Pro RB & Flex, PFWA All-NFL Team, PFWA All-NFC Team, NFC Pro Bowl
- 2022:** NFC Offensive Player of the Week (Week 8), FedEx Ground Player of the Week (Week 14), NFC Offensive Player of the Month (December/January), PFWA All-NFC Team, NFC Pro Bowl Games
- 2023:** FedEx Ground Player of the Week (Week 1), FedEx Ground Player of Week (Week 2), NFC Offensive Player of the Month (September), NFC Offensive Player of the Week (Week 4), FedEx Ground Player of the Week (Week 12), FedEx Ground Player of the Week (Week 14), NFC Pro Bowl, NFC Player of the Month (December/January), AP First-Team All-Pro, PFWA All-NFC Team, 101 Awards NFC Offensive Player of the Year, AP Offensive Player of the Year,



McCAffrey's Golden Nuggets

- Comes from a football family. His father, Ed, played WR in the NFL for 13 seasons with the New York Giants (1991-93), 49ers (1994) and Denver Broncos (1995-2003), while his brother Max played WR in the NFL for 2 seasons with the Jacksonville Jaguars (2017) and 49ers (2018).
- He and Ed are 1 of 4 father-son duos to play for a father-son duo (Kyle and Mike Shanahan) in NFL History.
- Followed his parents' footsteps by attending Stanford. His mother, Lisa, played soccer and graduated in 1990. Ed played football and graduated in 1991.
- Plays the piano.

CAREER HIGHLIGHTS

- McCaffrey claimed the NFL's rushing title in 2023 after registering 1,459 yds. on 272 carries, which were the most rushing yds. by a 49ers RB since RB Frank Gore in 2012.
- From Week 13 of 2022 vs. Mia. (12/4/22) to Week 8 of 2023 vs. Cin. (10/29/23), McCaffrey scored 1-or-more TDs in 17 consecutive games (postseason included). His 17-consecutive games with 1-or-more TDs is tied for the longest streak in NFL history.

MOST RUSHING YDS. IN THE NFL, 2023

	Player	Rush Yds.
1.	Christian McCaffrey, SF	1,459
2.	Derrick Henry, Ten.	1,167
3.	Kyren Williams, LAR	1,144
4.	James Cook, Buf.	1,122
5.	D'Andre Swift, Phi.	1,049

MOST GAMES WITH 1+ RUSHING AND 1+ RECEIVING TD, NFL HISTORY

	Player	Games
1t.	RB Christian McCaffrey, SF	15
	RB Marshall Faulk, StL	15
3t.	RB Lenny Moore, Bal.	12
	RB Brian Westbrook, Phi.	12

MOST CONSECUTIVE GAMES WITH A TD IN THE NFL (PLAYOFFS INCLUDED), NFL HISTORY

	Player	Games
1t.	RB Christian McCaffrey, SF	17
	RB Lenny Moore, Bal.	17
3t.	RB John Riggins, Was.	15
	RB O.J. Simpson, Buf.	15

MOST GAMES WITH 1+ RUSHING TD AND 1+ RECEIVING TD, FRANCHISE HISTORY

	Player	Games
1.	RB Christian McCaffrey	6
2t.	RB Roger Craig	5
	WR Jerry Rice	5
4t.	WR Deebo Samuel Sr.	3
	RB Ricky Watters	3

CAREER HIGHLIGHTS (CONTINUED)

- McCaffrey has registered 15 career games with 1-or-more rushing TD and 1-or-more rec. TD, which is tied for the most such games in NFL history.

- McCaffrey has been a member of the 49ers for 6 of those games, which gives him the most games by a 49ers player with 1-or-more rushing TD and 1-or-more rec. TD.

CAREER HIGHLIGHTS (CONTINUED)

- In his first 30 games as a member of the 49ers (postseason included), McCaffrey scored 34 total TDs, which is tied for the 2nd-most total TDs by a player through their first 30 games with a team in NFL history, according to the Elias Sports Bureau.
- Through McCaffrey's first 7 seasons (2017-2023), he has registered the most receipts. by a RB through a player's first 7 seasons in NFL history (509 receipts.). McCaffrey also holds the NFL record for most career games (11) with 10-or-more receipts. by a RB.
- McCaffrey registered 7 total TDs against the Arizona Cardinals in 2023 [4 total TDs vs. Arz. (10/1/23); 3 total TDs at Arz. (12/17/23)]. His 7 total TDs against the Cardinals are tied for the most TDs against a team in a single season in the Super Bowl Era.

MOST TOTAL TDs BY A PLAYER IN THEIR FIRST 30 GAMES WITH A TEAM, NFL HISTORY

Player	TDs
1. RB Gale Sayers, Chi.	36
2t. RB Christian McCaffrey, SF	34
RB Priest Holmes, KC	34
RB Marcus Allen, LA Raiders	34
5. RB Steve Van Buren, Phi.	33

CAREER HIGHLIGHTS (CONTINUED)

- In 2019, McCaffrey registered 287 carries for 1,387 yds. and 15 TDs as well as 116 receipts. for 1,005 yds. and 4 TDs. He became 1 of 3 RBs in NFL history to record 1,000-or-more rushing yds. and 1,000-or-more rec. yds. in a single season.

RBS WITH 1,000-OR-MORE RUSHING YDS. & 1,000-OR-MORE REC. YDS. IN A SINGLE SEASON, NFL HISTORY

Player	Year	Rec. Yds.	Rush Yds.
Christian McCaffrey, Car.	2019	1,005	1,387
Marshall Faulk, StL	1999	1,048	1,381
Roger Craig, SF	1985	1,016	1,050

GOLDMINE

- McCaffrey founded the Christian McCaffrey Foundation shortly after entering the NFL. The foundation's mission is to serve as a catalyst for the community and country by supporting those who sacrifice daily for the benefit of many. We show up for our servicemen and women for standing at the front of the most critical challenges of our time. Since its inception, McCaffrey's foundation has expanded beyond the military. In addition to working to prevent veteran suicide, the foundation supports front line workers, serves underserved youth and provides support to children undergoing medical treatment.
- His foundation's Logan Project strives to connect children going through medical treatment through gaming in honor of Logan Hale, a fan of McCaffrey who passed away after a battle with cancer in 2021. "I found out he had been buried in my jersey, and I just kind of broke down. That hit me like a ton of bricks. "I found out he wanted to do this while he was going through what he was going through. I was extremely determined to make that happen." After reading Hale's obituary, which mentioned his video game dream, McCaffrey decided to put his vision into action. "I know Logan would be over the moon, to see this actually come true," Hale's mother, Kristina, said. "But most of all because his favorite player, the person he admired the most, is making it come true."



MOST TDs SCORED AGAINST AN OPPONENT IN A SINGLE SEASON, SUPER BOWL ERA

Player	TDs	Opp.	Season
RB Christian McCaffrey	7	Arz.	2023
RB Jamaal Charles	7	Oak.	2013
RB LaDainian Tomlinson	7	Den.	2006
RB Marshall Faulk	7	SF	2000
RB Lydell Mitchell	7	Buf.	1975

- McCaffrey is 1 of 3 players in NFL history to record 2,000-or-more yds. from scrimmage in a season for two different teams (HOF RB Eric Dickerson, LAR/Ind.; HOF RB Marshall Faulk, StL/Ind.).
- McCaffrey is 1 of 3 players to register 1,000-or-more rushing yds. and 100-or-more receipts. in a single season. He has accomplished the feat twice [2018 (1,098 rushing yds. & 107 receipts.) & 2019 (1,387 rushing yds. and 116 receipts.)]. His 116 receipts. in 2019 are the most by an RB in NFL history. He is the only RB in NFL history to produce multiple seasons with 100-or-more receipts.

RBS WITH 100-OR-MORE RECEPTS. IN A SINGLE SEASON, NFL HISTORY

Player	Year	Receipts.
Christian McCaffrey, Car.	2019	116
Christian McCaffrey, Car.	2018	107
Austin Ekeler, LAC	2022	107
Matt Forte, Chi.	2014	102
Larry Centers, Arz.	1995	101
LaDainian Tomlinson, SD	2003	100

- McCaffrey is the only RB in NFL history to register 4 seasons with 5-or-more TD receipts. (2017-2018, 2022-2023).
- McCaffrey reeled in 1-or-more receipts. in each of his first 57 games in the NFL, tied for the longest stretch by a RB in NFL history.
- In just 57 games, McCaffrey became the fastest player in NFL history to total 3,000 career rushing yds. and 3,000 career rec. yds.



GOLDMINE (CONTINUED)

- McCaffrey returns home to Denver annually each June to help staff his father's Dare to Play football camp. Dare to Play partners with the Global Down Syndrome Foundation to ensure people with Down Syndrome have the ability to play the game of football. McCaffrey has been a counselor at Dare to Play since he was a freshman in high school in 2010. Since then, the camp has given hundreds of people with down syndrome an opportunity to play.



MCCAFFREY'S CAREER STATISTICS

YEAR	TEAM	GP	GS	RUSHING					RECEIVING				
				ATT	YDS	AVG	LG	TD	NO	YDS	AVG	LG	TD
2017	CAR	16	10	117	435	3.7	40	2	80	651	8.1	37	5
2018	CAR	16	16	219	1,098	5.0	59	7	107	867	8.1	38	6
2019	CAR	16	16	287	1,387	4.8	84t	15	116	1,005	8.7	28	4
2020	CAR	3	3	59	225	3.8	15	5	17	149	8.8	24	1
2021	CAR	7	7	99	442	4.5	18	1	37	343	9.3	32	1
2022	CAR/SF	17	16	244	1,139	4.7	49	8	85	741	8.7	49	5
2023	SF	16	16	272	1,459	5.4	72	14	67	564	8.4	41t	7
TOTALS		91	84	1,297	6,185	4.8	84t	52	509	4,320	8.5	49	29

PLAYOFFS

YEAR	TEAM	GP	GS	RUSHING					RECEIVING				
				ATT	YDS	AVG	LG	TD	NO	YDS	AVG	LG	TD
2017	CAR	1	1	6	16	2.7	7	0	6	101	16.8	56t	1
2022	SF	3	3	40	238	6.0	68	2	12	61	5.1	14	1
2023	SF	3	3	59	268	4.6	39	4	19	152	8.3	28	1
TOTALS		7	7	105	522	4.4	68	6	37	314	12.5	56t	3

Additional Statistics:

Passing Attempts/Completions – 4/2: 2018 (1/1); 2019 (2/0); 2022 (1/1) **Postseason – 1/0:** 2022 (1/0)

Passing TDs – 2: 2018 (1); 2022 (1)

Passing Yards – 84: 2018 (50); 2022 (34)

Tackles – 13: 2017 (4); 2018 (2); 2019 (2); 2020 (2); 2021 (1); 2023 (2)

Fumbles–Lost – 9–2: 2017 (2–1); 2018 (4–1); 2019 (1–0); 2021 (1–0); 2022 (1–0)

Fumble Recoveries – 4: 2023 (1); 2018 (1); 2021 (2)

Special Teams Fumble Recoveries – 1: 2017 (1)

Kick Returns – 3: 2017 (3)

Kick Return Yards – 58: 2017 (58)

Punt Returns – 22: 2017 (22)

Punt Return Yards – 162: 2017 (162)

Milestones:

NFL Debut: at SF (9/10/17); **First Start:** at SF (9/10/17); **First Reception:** Regular Season – at SF (9/10/17 – 7–yd. pass from QB Cam Newton); Postseason – at NO (1/7/18 – 8–yd. pass from QB Cam Newton); **First Rushing TD:** Regular Season – vs. Atl. (11/5/17 – 4–yds.); Postseason – vs. Dal. (1/22/23 – 2–yds.); **First Receiving TD:** Regular Season – at Det. (10/8/17 – 6–yd. pass from QB Cam Newton); Postseason – at NO (1/7/18 – 56–yd. pass from QB Cam Newton); **100–yd. Games Rushing:** Regular Season – 22, Last vs. Bal. (12/25/23 – 103 yds.); **100–yd. Games Receiving:** Regular Season – 5, Last at Ind. (12/22/19 – 119 yds.); Postseason – at NO (1/7/18 – 101 yds.); **First Multi–TD Game:** Regular Season – vs. Mia. (11/13/17 – 2 TDs); **First Kickoff Return:** Regular Season – at NE (10/1/17); **First Punt Return:** Regular Season – at SF (9/10/17)

MCCAFFREY'S CAREER 100-YARD RUSHING GAMES (24)

Date	Opp	Rsh	Yds	Avg	TD	Date	Opp	Rsh	Yds	Avg	TD
9/23/18	vs. Cin.	28	184	6.6	0	9/25/22	vs. NO	25	108	4.3	0
11/25/18	vs. Sea.	17	125	7.4	1	12/11/22	vs. TB	14	119	8.5	1
12/2/18	at TB	10	106	10.6	0	12/15/22	at Sea.	26	108	4.2	1
12/23/18	vs. Atl.	21	101	4.8	0	1/1/23	at LV	19	121	6.4	1
9/8/19	vs. LAR	19	128	6.7	2	1/14/23*	vs. Sea.	15	119	7.9	1
9/22/19	at Arz	24	153	6.4	1	9/10/23	at Pit.	22	152	6.9	1
10/6/19	vs. Jax.	19	176	9.3	2	9/17/23	at LAR	20	116	5.8	1
10/27/19	at SF	14	117	8.4	1	10/1/23	vs. Arz	20	106	5.3	3
11/3/19	vs. Ten.	24	146	6.1	2	11/23/23	at Sea.	19	114	6.0	2
11/10/19	at GB	20	108	5.4	1	12/10/23	Sea.	16	145	9.1	0
9/18/22	at NYG	15	102	6.8	0	12/17/23	at Arz.	18	115	6.4	1
9/25/22	vs. NO	25	108	4.3	0	12/25/23	vs. Bal.	14	103	7.4	1

*Postseason

MCCAFFREY'S CAREER 100-YARD RECEIVING GAMES (6)

Date	Opp	Rec	Yds	Avg	TD	Date	Opp	Rec	Yds	Avg	TD
9/24/17	vs. NO	9	101	11.2	0	11/25/18	vs. Sea.	11	112	10.2	1
1/7/18*	at NO	6	101	16.8	1	11/17/19	Atl.	11	121	11.0	0
9/16/18	at Atl.	14	102	7.3	0	11/3/19	vs. Ten.	15	119	7.9	0

*Postseason

MCCAFFREY'S CAREER HIGHS

Rushes: Regular Season – 28 vs. Cin. (9/23/18); Postseason – 22 at KC (2/11/24)
Rushing Yards: Regular Season – 184 vs. Cin. (9/23/18); Postseason – 119 vs. Sea. (1/14/23)
Long Rush: Regular Season – 84t vs. Jax. (10/6/19); Postseason – 68 vs. Sea. (1/14/23)
Rushing TDs: Regular Season – 3 vs. Arz. (10/1/23); Postseason – 2 (2 times) Last vs. Det. (1/28/24)
Receptions: Regular Season – 15 at Ind. (12/22/19); Postseason – 8 at KC (2/11/24)
Receiving Yards: Regular Season – 121 vs. Atl. (11/17/19); Postseason – 101 at NO (1/7/18)
Long Reception: Regular Season – 65 at Pit. (9/10/23); Postseason – 56t at NO (1/7/18)
TD Receptions: Regular Season – 2 (2 times) Last at Arz. (12/17/23); Postseason – 1 (3 times) Last at KC (2/1/24)

Passes Attempted: Regular Season – 1 (4 times) Last at LAR (10/30/22)
Completions: Regular Season – 1 (2 times) Last at LAR (10/30/22)
Passing Yards: Regular Season – 50 vs. NO (12/17/18)
Long Pass: Regular Season – 50t vs. NO (12/17/18)
Passing Touchdowns: Regular Season – 1 (2 times) Last at LAR (10/30/22)
Kick Returns: Regular Season – 3 at NE (10/1/17)
Kick Return Yards: Regular Season – 58 at NE (10/1/17)
Kick Return Long: Regular Season – 21 at NE (10/1/17)
Punt Returns: Regular Season – 5 vs. Buf. (9/17/17)
Punt Return Yards: Regular Season – 35 vs. Phi. (10/12/17)
Punt Return Long: Regular Season – 25 vs. Phi. (10/12/17)

MCCAFFREY'S TRANSACTIONS

Originally a 1st-round (8th overall) draft choice by Car. in 2017...Signed a four-year extension through 2025 with Car. on 4/14/20...Placed on the Injured Reserve List on 9/23/20...Activated from the Injured Reserve List on 11/7/20...Placed on the Injured Reserve List on 10/16/21...Activated from the Injured Reserve List on 11/6/21...Placed on the Injured Reserve List on 11/30/21...Traded to SF on 10/21/22.

2023 (SAN FRANCISCO)

- Started in 16 games and registered 272 carries for 1,459 yds. and 14 TDs on the ground to go along with 67 receipts. for 564 yds. and 7 TDs through the air.
- Registered 22 carries for a season-high 152 yds. and 1 TD at Pit. (9/10).
- Tallied 20 carries for 116 yds. and 1 TD. at LAR (9/17), marking the 6th time in his career that he rushed for 100-or-more yds. in back-to-back games.
- Registered 18 carries for 85 yds. and 1 TD to go along with 5 receipts. for 30 yds. vs. NYG (9/21).
- His 5 receipts. on the evening gave him 453 receipts. in 78 career games, making him the fastest RB in NFL history to register 450 career receipts.
- Registered 20 carries for 106 yds. and 3 TDs to go along with 7 receipts. for 71 yds. and 1 TD vs. Arz. (10/1).
- McCaffrey's 4 TDs vs. Arz. (10/1) is tied for the 2nd-most TDs scored in a single game by a 49ers player.

MOST TDs IN A SINGLE GAME BY A 49ERS PLAYER, SINCE 1960

Player	TDs	Opp.	Date
1. WR Jerry Rice	5	Atl.	10/14/90
2t. RB Christian McCaffrey	4	Arz.	10/1/23
RB Tevin Coleman	4	Car.	10/27/19
QB Billy Kilmer	4	Min.	10/15/61
WR Jerry Rice	4	TB	11/14/93

- With 3 rushing TDs and 1 rec. TD vs. Arz. (10/1), McCaffrey joined former RB Tevin Coleman as 1 of 2 players in franchise history to score 3 rushing TDs and 1 rec. TD in the same game.
- McCaffrey's 4 TDs vs. Arz. (10/1) marked a career-high and the most TDs recorded in a single game by a 49ers player since RB Tevin Coleman in 2019 [4 TDs vs. Car. (10/27/19)].
- McCaffrey's 3 TDs in the first half vs. Arz (10/1) marked the first time in his career that he has scored 3-or-more TDs in one half.
- With 177 yds. from scrimmage and 4 TDs vs. Arz. (10/1), McCaffrey became the first player in 49ers franchise history to tally 100-or-more yds. from scrimmage and 1 TD in each game in Weeks 1-4 and the first NFL player to accomplish the feat since former Dallas Cowboys RB DeMarco Murray in 2014.
- Became 1 of 4 NFL players in the Super Bowl Era to post 70-or-more rushing yds., 3-or-more rushing TDs, 70-or-more rec. yds. and 1-or-more rec. TDs in the same game after his performance vs. Arz. (10/1).
- Registered 19 carries for 51 yds. and 1 TD on the ground to go along with 2 receipts. for 27 yds. through the air vs. Dal (10/8).
- Registered 11 carries for 43 yds. on the ground to go along with 3 receipts. for 9 yds. and 1 TD through the air at Cle (10/15).
- Registered 15 carries for 45 yds. and 1 TD on the ground to go along with 3 receipts. for 51 yds. and 1 TD through the air at Min. (10/23).
- Tallied 12 carries for 54 yds. and 1 TD on the ground to go along with 6 receipts. for 64 yds. and 1 TD through the air vs. Cin. (10/29).

2023 (CONTINUED)

- McCaffrey's rush TD vs. Cin. (10/29) gave him 9 on the season while his rec. TD marked his 4th of the season. It also marked his 14th-consecutive regular season game with 1-or-more TDs, which surpassed former WR Jerry Rice for the most consecutive regular season games with 1-or-more TDs in franchise history.

MOST CONSECUTIVE GAMES WITH A TD (REGULAR SEASON), FRANCHISE HISTORY

	Player	Games
1.	RB Christian McCaffrey	14
2.	WR Jerry Rice	13
3t.	RB Raheem Mostert	8
	WR Terrell Owens	8
	WR Jerry Rice	8
	WR Freddie Solomon	8

- His 2 TDs vs. Cin. (10/29) marked his 17th-consecutive game (post-season included) with a TD, tying HOF RB Lenny Moore for the most consecutive games with a TD in NFL history.

MOST CONSECUTIVE GAMES WITH A TD IN THE NFL (PLAYOFFS INCLUDED), NFL HISTORY

	Player	Games
1t.	RB Christian McCaffrey, SF	17
	RB Lenny Moore, Bal.	17
3t.	RB John Riggins, Was.	15
	RB O.J. Simpson, Buf.	15

- With a 13-yd. rec. TD at Cle. (10/15/23), a 35-yd. rec. TD at Min. (10/23/23) and a 4-yd. rec. TD vs. Cin. (10/29), McCaffrey became the first 49ers RB to register 1-or-more rec. TDs in 3-consecutive games since RB Jeff Moore in 1982 [1 rec. TD vs. NO (11/28/92); 2 rec. TDs at LAR (12/2/1982); 1 rec. TD vs. SD (12/11/82)].
- With a rushing TD and rec. TD at Min. (10/23/23) and 1 rushing TD and 1 rec. TD vs. Cin. (10/29), McCaffrey became the 1st member of the 49ers to register 1-or-more rushing TDs and 1-or-more rec. TDs in back-to-back games in franchise history.
- Tallied 21 carries for 78 yds. on the ground to go along with 5 catches for 25 yds. and 1 TD through the air vs. TB (11/19).
- With 5 TD receipts. on the season, McCaffrey became the first RB in NFL history to register 4 seasons with 5-or-more TD receipts.
- Since entering the NFL in 2017, McCaffrey's 5 catches gave him 509 receipts. in his career, which surpassed former 49ers RB Roger Craig for the most receipts. by a RB in his first 7 seasons in NFL history.

MOST RECEPTS. BY A RB IN FIRST SEVEN SEASONS OF A CAREER, NFL HISTORY

	Player	Receipts.	Seasons
1.	RB Christian McCaffrey, Car./SF	509	2017-23
2.	RB Roger Craig, SF	483	1983-89
3.	RB Alvin Kamara, NO	480	2017-23
4.	RB Marshall Faulk, Ind./StL	465	1994-00
5.	RB LaDarian Tomlinson, SD	458	2001-07

- Registered 19 carries for 114 yds. and 2 TDs on the ground to go along with 5 catches for 25 yds. through the air at Sea. (11/23).
- His 114 yds. at Sea. (11/23) gave him 4 games in 2023 with 100-or-more rushing yds. and mark the 19th such game of his career.
- McCaffrey's rush TDs marked his 11th of the season and gave him 49 in his career. It also marked his 2nd game in 2023 with 2-or-more rush TDs and the 10th such game of his career.

2023 (CONTINUED)

- McCaffrey's 11 rushing TDs and 5 TD receipts. through 11 games made him just the 5th player in NFL history and the first since 1975 to record 10-or-more rushing TDs and 5-or-more TD receipts. through a team's first 11 games of a season (HOF RB Jim Brown, 10 rush TDs, 5 TD receipts. - 1962; RB Abner Hayes, 12 rush TDs, 6 TD receipts. - 1962; RB Chuck Foreman, 11 rush TDs, 6 TD receipts. - 1975; HOF RB O.J. Simpson, 10 rush TDs, 5 TD receipts. - 1975).
- McCaffrey's 2 TDs at Sea. (11/23) gave him 16 total TDs on the season, which surpassed RB Roger Craig for the most total TDs by a RB in a single season in franchise history.

MOST TOTAL TDs BY A RB, FRANCHISE HISTORY			
	<u>Player</u>	<u>Season</u>	<u>TDs</u>
1.	Christian McCaffrey	2023	16
2.	Roger Craig	1985	15
3t.	Frank Gore	2009	13
	Derek Loville	1995	13
5.	Roger Craig	1983	12

- Registered 17 carries for 93 yds. and 1 TD on the ground to go along with 3 catches for 40 yds. through the air at Phi. (12/3).
- With 93 rushing yds. at Phi. (12/3), McCaffrey reached the 1,000 yd. mark for the 4th time in his career and for the first time as a member of the 49ers.
- McCaffrey also became the first 49ers RB to accomplish the feat since RB Frank Gore in 2014 (1,106 yds.).
- McCaffrey's rush TD at Phi. (12/3) marked his 12th of the season and the 50th of his career. With 50 career rushing TDs and 27 career receiving TDs, McCaffrey joined HOF RB Marshall Faulk (100 rushing TDs, 36 rec. TDs) and HOF RB Lenny Moore (63 rushing TDs, 48 rec. TDs) as the only players in NFL history to register 50 career rushing TDs and 25 career receiving TDs.
- Registered 16 carries for 145 yds. on the ground to go along with 1 receipt. for 8 yds. through the air vs. Sea. (12/10).
- McCaffrey opened the game vs. Sea. (12/10) with a 72-yd. rush, which marked the team's longest rushing play of the season and the 3rd-longest rush of his career [84-yd. rush vs. Jax. (10/6/19); 76-yd. rush at Arz. (9/22/19)]. His 72-yd. rush was the longest by a member of the 49ers since RB Raheem Mostert had an 80-yd. TD run at NYJ (9/20/20).
- Tallied 18 carries for 115 yds. and 1 TD on the ground to go along with 5 receipts. for 72 yds. and 2 TDs through the air at Arz. (12/17), marking the 2nd time in his career that he registered 2-or-more rec. TDs in a single game [2 rec. TDs at Pit. (11/8/18)].
- With 1 rushing TD and 2 rec. TDs at Arz. (12/17), it marked McCaffrey's 15th career game with 1-or-more rushing TDs and 1-or-more rec. TDs, which is tied for the most such games in NFL history.
- McCaffrey's 3 TDs at Arz. (12/17) gave him 80 total TDs in 89 career games, which made him the 5th RB in the Super Bowl era to record 80-or-more TDs in his first 90 career games (HOF RB LaDainian-Tomlinson - 104 TDs; HOF RB Emmitt Smith - 97 TDs; RB Shaun Alexander - 91 TDs; RB Adrian Peterson - 83 TDs).
- With 72 rec. yds. at Arz. (12/17), McCaffrey reached 1,292 rushing yds. and 509 rec. yds. on the season, making him the 4th player in NFL history to record 1,000-or-more rushing yds. and 500-or-more rec. yds. in at least 4 seasons (RB Marshall Faulk, Ind./StL - 5 seasons; RB Tiki Barber, NYG - 4 seasons; RB Thurman Thomas, Buf. - 4 seasons).

2023 (CONTINUED)

- McCaffrey's 115 rushing yds. on the day gave him 6,018 rushing yds. and 4,265 rec. yds. in his career, making him 1 of 3 players in NFL history to record at least 6,000 rushing yds. and 4,000 rec. yds. in the first 7 seasons of his career (HOF RB Marshall Faulk; RB Roger Craig).
- Registered 14 carries for 103 yds. and 1 TD on the ground to go along with 6 receipts. for 28 yds. through the air vs. Bal. (12/25).
- With 6 receipts. vs. Bal. (12/25), McCaffrey reached 505 career receipts. His 505 receipts. in 90 career games surpassed HOF RB Marshall Faulk (112 games) as the fastest RB in NFL history to reach 500 career receipts.
- McCaffrey's 103 rushing yds. vs. Bal. (12/25) gave him 7 games in 2023 with 100-or-more rushing yds., the most in the NFL, and marked the 22nd such game of his career, which is the 4th-most games with 100-or-more rushing yds. among active NFL RBs.
- With 131 yds. from scrimmage on the evening, McCaffrey registered 100-or-more yds. from scrimmage for the 8th-consecutive game, which is the most consecutive games with 100-or-more yds. from scrimmage in a single season by any player in franchise history.

MOST CONSECUTIVE GAMES IN A SEASON WITH 100-OR-MORE YDS. FROM SCRIMMAGE, FRANCHISE HISTORY			
	<u>Player</u>	<u>Season</u>	<u>Games</u>
1.	RB Christian McCaffrey	2023	8
2.	RB Roger Craig	1988	7
3t.	RB Roger Craig	1985 & 1987	6
	RB Frank Gore	2007	6

- It also marked McCaffrey's 12th game of the season with 100-or-more yds. from scrimmage, the most in a single season by any player in franchise history.

MOST GAMES IN A SEASON WITH 100-OR-MORE YDS. FROM SCRIMMAGE, FRANCHISE HISTORY			
	<u>Player</u>	<u>Season</u>	<u>Games</u>
1.	RB Christian McCaffrey	2023	12
2.	RB Roger Craig	1985 & 1988	11
3t.	RB Charlie Garner	1999	10
	RB Frank Gore	2006	10
	RB Garrison Hearst	1998	10

- Registered 14 carries for 64 yds. on the ground to go along with 4 receipts. for 27 yds. through the air at Was. (12/31).
- With 91 yds. from scrimmage on the day, McCaffrey reached 2,023 yds. from scrimmage on the season, which led the NFL and marked the 5th-highest single season mark in franchise history.

MOST YDS. FROM SCRIMMAGE IN A SEASON, FRANCHISE HISTORY			
	<u>Player</u>	<u>Yds.</u>	<u>Season</u>
1.	RB Frank Gore	2,180	2006
2.	RB Garrison Hearst	2,105	1998
3.	RB Roger Craig	2,066	1985
4.	RB Roger Craig	2,036	1988
5.	RB Christian McCaffrey	2,023	2023

2023 (CONTINUED)

- McCaffrey's 21 total TDs in 2023 were tied for the most in the NFL and marked the 2nd-most in a single season by a 49ers player.

MOST TOTAL TDs IN A SEASON, FRANCHISE HISTORY

	<u>Player</u>	<u>Season</u>	<u>TDs</u>
1.	WR Jerry Rice	1987	23
2.	RB Christian McCaffrey	2023	21
3.	WR Jerry Rice	1989 & 1995	17
4t.	WR Terrell Owens	2001	16
	WR Jerry Rice	1986 & 1993	16

- Registered 17 carries for 98 yds. and 2 TDs on the ground to go along with 7 receipts. for 30 yds. through the air vs. GB (1/20/24 - NFC-D). His rushing TDs gave him 5 in his playoff career.
- Tallied 20 carries for a team-high 90 yds. and 2 TDs on the ground to go along with 4 receipts. for 42 yds. through the air vs. Det. (1/28/24 - NFC-C).
- With 2 rushing TDs last week vs. GB (1/20/24 - NFC-D) and 2 rushing TDs vs. Det. (1/28/24 - NFC-C), McCaffrey became the first 49ers RB in franchise history to register 2-or-more rushing TDs in consecutive playoff games.
- Registered 22 carries for 80 yds. on the ground to go along with 8 receipts. for 80 yds. and 1 TD through the air at KC (2/11/24 - SBLVIII).
- McCaffrey's 21-yd. TD receipt. at KC (2/11/24 - SBLVIII) marked his first of the 2023 playoffs and the 3rd of his playoff career.
- McCaffrey's TD receipt. gave him 8 total TDs in the playoffs as a member of the 49ers, which is tied for the 4th-most total TDs in the playoffs in franchise history.

MOST TOTAL TDs IN THE PLAYOFFS, FRANCHISE HISTORY

	<u>Player</u>	<u>TDs</u>
1.	WR Jerry Rice	19
2t.	RB Ricky Watters	10
3.	RB Roger Craig	9
4t.	RB Christian McCaffrey	8
	QB Steve Young	8

- McCaffrey's TD receipt. at KC (2/11/24 - SBLVIII) marked his 5th scrimmage TD of the 2023 playoffs, which is tied for the 3rd-most TDs in a single postseason in franchise history.

MOST TOTAL TDs IN A SINGLE POSTSEASON, FRANCHISE HISTORY

	<u>Player</u>	<u>TDs</u>
1t.	WR Jerry Rice, 1988	6
2t.	RB Ricky Watters, 1993	6
3.	RB Christian McCaffrey, 2023	5
4t.	RB William Floyd, 1994	5
	RB Raheem Mostert, 2019	5
	WR Jerry Rice, 1989	5

2022 (CAROLINA/SAN FRANCISCO)

- Between Carolina and San Francisco, played in 17 games (16 starts) and registered 244 carries for 1,139 yds. and 8 TDs as well as 85 receipts. for 741 yds. and 5 TDs.
- As a member of the Carolina Panthers, tallied 10 rushes for 33 yds. and 1 TD vs. Cle. (9/11).
- Recorded 15 carries for 102 yds. to go along with 4 receipts. for 26 yds. at NYG (9/18), as a member of the Carolina Panthers.
- As a member of the Carolina Panthers, posted 25 rushes for 108 yds. vs. NO (9/25), marking the 12th time in his career he's rushed for 100-or-more yds.
- As a member of the Carolina Panthers, registered 8 carries for 27 yds. as well as 9 receipts. for 81 yds. and 1 TD vs. Arz. (10/2).
- Notched 14 rushes for 54 yds and 1 TD to go along with 7 receipts. for 50 yds. vs. SF (10/9) as a member of the Carolina Panthers.
- Traded to SF on 10/21.
- Registered 18 carries for 94 yds. and 1 TD to go along with 8 receipts. for 55 yds. and 1 TD at LAR (10/30). Also completed a 34-yd. TD pass to WR Brandon Aiyuk.
- With a 34-yd. TD pass, a 9-yd. TD receipt. and a 1-yd. TD run, he became the 4th player to register at least 1 passing TD, 1 rushing TD and 1 rec. TD in the same game in the NFL since 1970 and the first since HOF RB LaDainian Tomlinson at Oak. (10/16/05). Also became the only player in the Super Bowl Era to register at least 1 passing TD, 1 rushing TD and 1 rec. TD and 30-or-more passing yds., 30-or-more rushing yds. and 30-or-more rec. yds. in a single game.
- The passing TD marked his 2nd of 30-or-more yds. in his career [vs. NO (12/17/18)], the 2nd-most by a RB in the NFL dating back to 1970 (HOF RB Walter Payton - 3). He is 1 of 7 RBs in the NFL since 1970 to throw at least 1 passing TD for 2 different teams.
- With 94 rushing yds. and 55 rec. yds. on the day, he registered 50-or-more rushing yds. and 50-or-more rec. yds. in the same game for the 25th time in his career, the most in the NFL since he entered the league in 2017.
- With 8 receipts. on the day, it marked 400 career receipts., joining HOF RB Roger Craig (434 receipts.) and New Orleans Saints RB Alvin Kamara (406 receipts.) as the only running backs with 400-or-more receipts. in their first 6 seasons in NFL history. It also marked his 10th career game with at least 1 rushing TD and at least 1 TD receipt., joining Kamara as the only players to accomplish the feat in their first 6 seasons in NFL history. Trails only former NFL RBs Marshall Faulk (15 games), Lenny Moore (12), Brian Westbrook (12) and Jim Brown (11) all-time.
- Registered 14 carries for 38 yds. and 1 TD to go along with 4 receipts. for 39 yds vs. LAC (11/13). Along with 1 rushing TD at LAR (10/30), it marked the first time he registered 1-or-more rushing TDs in back-to-back games since Weeks 1-2 of the 2020 season and the 12th time in his career.
- Registered 7 carries for 39 yds. to go along with 7 receipts. for 67 yds. at Arz. (11/21).
- Registered 17 carries for a team-high 66 yds. on the ground and 8 receipts. for a team-high 80 yds. and 1 TD through the air vs. Mia. (12/4). Became the first member of the 49ers to lead the team in both rushing and receiving since RB Raheem Mostert on 9/13/20 vs. Arz. (56 rush yds. & 95 rec. yds.).
- Registered 14 carries for 119 yds. (8.5 avg.) and 1 TD as well as 2 receipts. for 34 yds. and 1 TD through the air vs. TB (12/11).
- With 1 rushing TD and 1 TD receipt., it marked the 11th game of his career with 1-or-more rushing TD and 1-or-more TD receipt., which is the most in the NFL in that time frame (2017-22).
- Registered 26 carries for 108 yds. and 1 TD as well as 6 receipts. for 30 yds. at Sea. (12/15). With 108 rushing yds., rushed for 100-or-more yds. for the 4th time in 2022 and the 14th time in his career.

2022 (CONTINUED)

- With 138 scrimmage yds., registered 100-or-more scrimmage yds. for the 42nd time since he entered the league in 2017, the most in the NFL in that time frame (2017-22). His 10 games with 100-or-more scrimmage yds. in 2022 are the most in the NFL.
- Registered 15 carries for 46 yds. and 1 TD as well as 2 repts. for 12 yds. vs. Was. (12/24). The rushing TD marked his 7th of the season and the 37th of his career. With 2 repts., it gave him 76 through 15 games, marking the 4th season of his career with 75-or-more repts. He is the 4th RB in NFL history with 4-or-more seasons of 75-or-more repts., joining Larry Centers (5 seasons), Marshall Faulk (5) and Alvin Kamara (4).
- Registered 19 carries for 121 yds. and 1 TD as well as 6 repts. for 72 yds. at LV (1/1/23), marked his 4th-consecutive game with a rushing TD and his 5th-consecutive game with a rushing or receiving TD, the 2nd-longest streak of his career [7 games with 1-or-more TD in 2019 (Week 3-10; Week 7 BYE)]. His 4-consecutive games with 1-or-more rushing TDs is the most by a member of the 49ers since 2019 [RB Raheem Mostert - 6 games (Week 12-17)].
- With 121 rushing yds., he registered 1,000-or-more rushing yds. for the 3rd time in his career, which matched the 2nd-most in the NFL since he entered the league in 2017 [Nick Chubb - Cle. (4), Derrick Henry - Ten. (4), Dalvin Cook - Min. (4), Josh Jacobs - LV (3), Joe Mixon - Cin. (3), Saquon Barkley - NYG (3) & Ezekiel Elliot - Dal. (3)].
- With 121 rushing yds., he registered 100-or-more rushing yds. for the 5th time this season and the 15th time in his career.
- With 6 repts., passed RB Roger Craig (434) for the most repts. by a RB through his first 6 seasons in NFL history (439).
- With 193 scrimmage yards, registered his 11th game this season with 100-or-more scrimmage yards, which is tied for the most in the NFL in 2022 (RB Derrick Henry, Ten. - 11 games) and for the 43rd time in his career, which is the most in the NFL since he entered the league in 2017.
- It also marked his 6th game as a member of the 49ers with 100-or-more scrimmage yards, which matches the most by a midseason addition in NFL history [RB Eric Dickerson, Ind. - 6 games (1987)].
- Registered 10 carries for 45 yds. as well as 3 repts. for 34 yds and 1 TD through the air vs. Arz. (1/8/23). The TD rezept. marked his 5th of the season, the 22nd of his career and his 6th-consecutive game with a rushing or receiving TD, the 2nd-longest streak of his career [7 games with 1-or-more TD in 2019 (Week 3-10; Week 7 BYE)].
- With 79 scrimmage yds., it gave him 1,210 as a member of the 49ers. The most by a midseason addition in NFL history.
- Registered 15 carries for 119 yds., including a 68-yd. carry, vs. Sea. (1/14/23 - NFC-WC). His 68-yd. rush was the 3rd longest run in franchise postseason history and the longest since 1/8/89.
- Also tallied 2 repts. for 17 yds and 1 TD through the air. Became 4th RB since 1970 to register 2-or-more TD repts. through his first 2 postseason games (RB Shane Vereen, NE - 2 TDs, RB Duce Staley, Phi. -2 & RB James Brooks, SD - 2).
- With 119 rushing yds., it marked his first game with 100-or-more rushing yds. in the postseason and the first by a member of the 49ers since 2019 [RB Raheem Mostert - 220 rushing yds. vs. GB (1/19/20 - NFC-C)].
- Gave him 100-or-more scrimmage yds. in each of his first 2 post-season games, becoming the 5th RB to do so since 2013 [Sony Michel (NE), Todd Gurley (LAR), Ezekiel Elliot (Dal.), Le'Veon Bell (Pit.)].
- Registered 10 carries for 35 yds. and 1 TD to go along with 6 repts. for 22 yds. vs. Dal. (1/22/23 - NFC-D), giving him at least 1 TD in his first 3 career postseason games.
- Registered 14 carries for 84 yds. and 1 TD to go along with 4 repts. for 22 yds. at Phi. (1/29/23 - NFC-C). Registered at least 50 scrimmage yds. and 1 TD in all 4 of his career postseason games.

2022 (CONTINUED)

- With 108 scrimmage yds., registered 100-or-more scrimmage yds. for the 3rd time in his postseason career.
- Became the 8th player and 6th RB since 1970 to accomplish the feat in at least each of his first 4 postseason games (RB Marcus Allen, LAA/KC - 7 games, RB Terrell Davis, Den. - 7, RB Curtis Martin, NE/NYJ - 5, WR Randy Moss, Min. - 5, Larry Fitzgerald, Arz. - 5, Arian Foster, Hou - 4 and Devonta Freeman, Atl. - 4).
- Dating back to the regular season, registered at least 1 total TD in 9-consecutive games, the longest streak in his career and the longest streak by a member of the 49ers since WR Terrell Owens in 1998.

2021 (CAROLINA)

- Started 7 games and registered 99 carries for 442 yds. and 1 TD to go along with 37 repts. for 343 yds. and 1 TD before being placed on the Injured Reserve List on 11/30.
- Posted 24 carries for 72 yds. and 1 TD to pair with 5 repts. for 65 yds. vs. NO (9/19).
- Recorded 10 carries for 59 yds. as well as 7 repts. for 60 yds. and a 27-yd. TD rezept. vs. Was. (11/21). Became the fastest player in NFL history to tally 3,000 career rushing yds. and 3,000 receiving yds. (57 games).

2020 (CAROLINA)

- Started 3 games and recorded 59 carries for 225 yds. and 5 TDs as well as 17 repts. for 149 yds. and 1 TD before being placed on the Injured Reserve List on 9/23.
- Registered 23 rushes for 97 yds. and 2 TDs vs. LV (9/13).
- Recorded 18 rushes for 59 yds. and 2 TDs at TB (9/20), marking the first time in his career he registered 2-or-more rushing TDs in back-to-back games.
- Posted 18 carries for 69 yds. and 1 TD as well as a 10-yd. TD rezept. at KC (11/8).

2019 (CAROLINA)

- Started all 16 games and registered 287 carries for a career-high 1,387 yds. and 15 TDs as well as a career-high 116 repts. for 1,005 yds. and 4 TDs. Became 1 of 3 players in NFL history to register 1,000-or-more rushing yds. and 1,000-or-more rec. yds. in the same season. His 19 total TDs led the NFL. Registered his 2nd-straight season with 1,000-or-more rushing yds. and 100-or-more repts.
- Registered 19 rushes for 128 yds. and 2 TDs along with 10 repts. for 81 yds. vs. LAR (9/8).
- Tallied 24 carries for 153 yds. and 1 TD as well as 3 repts. for 35 yds. at Arz. (9/22).
- Recorded 27 rushes for 93 yds. and 1 TD along with 10 repts. for 86 yds. at Hou. (9/29).
- Posted 19 carries for 176 yds. and 2 TDs in addition to 6 repts. for 61 yds. and 1 TD vs. Jax. (10/6).
- Registered a 25-yd. TD rezept. and a 1-yd. TD run at TB (10/13).
- Posted 14 carries for 117 yds. and 1 TD at SF (10/27).
- Tallied 24 rushes for 146 yds. and 2 TDs to go along with 3 repts. for 20 yds. and 1 TD vs. Ten. (11/3).
- Notched 20 carries for 108 yds. and 1 TD at GB (11/10), marking his 7th consecutive game with a rushing TD.
- Posted 14 rushes for 70 yds. and 11 repts. for a career-high 121 yds. vs. Atl. (11/17).
- Registered 22 carries for 64 yds. and 1 TD as well as 9 repts. for 69 yds. and 1 TD at NO (11/24).
- Recorded 19 rushes for 87 yds. and 2 TDs to pair with 8 repts. for 88 yds. vs. Sea. (12/15). It marked his 6th multi-TD game of the season.

2019 (CONTINUED)

- Posted 13 carries for 54 yds. along with a career-high 15 receipts. for 119 yds. at Ind. (12/22), marking his 2nd game with 100-or-more rec. yds. of the season.
- Tallied 9 rushes for 26 yds. and 1 TD as well as 7 receipts. for 72 yds. vs. NO (12/29).

2018 (CAROLINA)

- Started all 16 games and registered 219 carries for 1,098 yds. and 7 TDs. Also added 107 receipts. for 867 yds. and 6 TDs. Became the 3rd player in NFL history to register for 1,000-or-more rushing yds. and 100-or-more receipts. in the same season.
- Registered 17 rushes for 58 yds. as well as 5 receipts. for 35 yds. and 1 TD vs. NYG (10/7).
- Tallied 14 carries for 45 yds. and 1 TD as well as 4-yd. TD receipt. vs. Bal. (10/28).
- Recorded 17 rushes for 79 yds. and 2 TDs along with 5 receipts. for 78 yds. vs. TB (11/4).
- Tallied 14 carries for 77 yds. and 1 TD along with 5 receipts. for 61 yds. and 2 TDs, marking his 3rd-consecutive game with 2-or-more TDs, the first time in his career he accomplished the feat.
- Posted 17 carries for 125 yds. and 1 TD as well as 11 receipts. for 112 yds. and 1 TD vs. Sea. (11/25). Became the first Panther ever to tally 100-or-more rushing yds. and 100-or-more rec. yds. in a single game.
- Registered 10 rushes for 106 yds. to go along with 9 receipts. for 55 yds. and 1 TD at TB (12/2).
- Posted 16 carries for 63 yds. and 2 TDs at Cle. (12/9), marking his 5 multi-TD game of the season.
- Registered 15 carries for 58 yds., 8 receipts. for 67 yds. and a 50-yd. TD pass vs. NO (12/17), becoming the 2nd player in NFL history to register 50-or-more rushing, passing and rec. yds in a single game.
- Tallied 21 rushes for 101 yds. as well as 12 receipts. for 77 yds. vs. Atl. (12/23).

2017 (CAROLINA)

- Appeared in all 16 games (10 starts) and totaled 117 carries for 435 rushing yds. and 2 TDs in addition to 80 receipts. for 651 rec. yds and 5 TDs. Added 22 PRs for 162 yds. and 3 KORs for 58 yds.
- His 1,086 scrimmage yds. are the most registered by a rookie in Carolina Panthers franchise history.
- Started the NFC Wild Card Game at NO (1/7/18 - NFC-WC) and registered 6 carries for 16 yds. as well as 6 receipts. for 101 rec. yds, including a 56-yd TD receipt. It marked the most rec. yds. by a RB in a single postseason game in Panthers franchise history.
- Registered 9 receipts. for 101 yds. vs. NO (9/24) marking his first career game with 100-or-more rec. yds.
- Hauled in his first career TD receipt., a 6-yd. TD pass from QB Cam Newton at Det. (10/8).
- Recorded 10 receipts. for 56 yds. and 1 TD vs. Phi. (10/12), marking the first time in his career he registered back-to-back games with a rec. TD.
- Registered his first career rushing TD vs. Atl. (11/5).
- Recorded 5 carries for 23 yds. and 1 TD along with with 3 receipts. for 27 yds. and 1 TD vs. Mia. (11/23), marking the first time in his career with 1-or-more rushing TD and 1-or-more rec. TD in a single game.
- Hauled in 5 receipts. for 33 yds. and 1 TD at NO (12/3/17).
- Registered 12 carries for 63 yds. as well as 6 receipts. for 73 yds. and 1 TD vs. GB (12/17).

COLLEGE

Played in 38 games (25 starts) in three years (2014-2016) at Stanford. Finished with 6,987 all-purpose yds., the 2nd-most in school history. Talled the 3rd-most 100-yard rushing games in program history with 19. Registered 632 carries for 3,922 yards (3rd-most in school history) and 21 TDs during his collegiate career. Added 99 catches for 1,206 yds. and 10 TDs as well as 56 KORs for 1,479 yds. and 1 TD and 34 PRs for 380 yds. and 1 TD. Started 11 games as junior and registered 253 carries for 1,603 yds. and 13 TDs as well as 37 receipts. for 310 yds. and 3 TDs. Was named an All-American and All-Pac-12 in 2016. In 2015, started all 14 games and recorded 337 carries for 2,019 yds, and 8 TDs to pair with 45 receipts. for 645 yds. and 5 TDs. Was a Heisman Finalist, AP Player of the Year and was named an All-American and All-Pac-12 following his sophomore season after setting an NCAA record with 3,864 all-purpose yds. Appeared in 13 games as a freshman and registered 42 rushes for 300 yds. and 17 receipts. for 251 yds. and 2 TDs.

PERSONAL

- Attended Valor Christian (Highlands Ranch, CO) HS where he played RB, WR, DB and P and was Colorado's top-rated overall recruit by Rivals and ESPN. Won the 2013 Colorado Gatorade Player of the Year and four-consecutive state championships. Also lettered in track & field.
- Majored in communication at Stanford.
- Son of Ed and Lisa McCaffrey.
- Born Christian Jackson McCaffrey (6/7/96) in Denver, CO.

INJURY REPORT

- 2020:** Placed on the Injured Reserve List on 9/23 with an ankle injury. Inactive 3 games [vs. TB (11/15), vs. Det. (11/22) and at Min. (11/29)] with a shoulder injury. Inactive vs. Den. (12/13) with a shoulder and thigh injury. Inactive 3 games [at GB (12/19), at Was. (12/27) and vs. NO (1/3)] with a thigh injury.
- 2021:** Inactive 2 games [at Dal. (10/3) and vs. Phi. (10/10)] with a hamstring injury. Later placed on the Injured Reserve List on 10/16 with a hamstring injury. Placed on the Injured Reserve List on 11/30 with an ankle injury.
- 2023:** Inactive vs. LAR (1/7/24) with a calf injury.

MCCAFFREY'S GAME-BY-GAME

2017 (Carolina)

Date	Opp	W/L	P/S	Rsh	Yds	Avg	Lg	TD	Rec	Yds	TD
Sep 10	at SF	W	1/1	13	47	3.6	11	0	5	38	0
Sep 17	Buf	W	1/0	8	10	1.3	6	0	4	34	0
Sep 24	NO	L	1/1	4	16	4.0	7	0	9	101	0
Oct 1	at NE	W	1/0	6	16	2.7	5	0	4	33	0
Oct 8	at Det	W	1/1	3	7	2.3	5	0	5	31	1
Oct 12	Phi	L	1/0	4	8	2.0	4	0	10	56	1
Oct 22	at Chi	L	1/1	7	10	1.4	4	0	7	36	0
Oct 29	at TB	W	1/0	4	3	0.8	4	0	5	49	0
Nov 5	Atl	W	1/1	15	66	4.4	17	1	5	28	0
Nov 13	Mia	W	1/1	5	23	4.6	16	1	3	27	1
Nov 26	at NYJ	W	1/0	7	62	8.9	40	0	2	35	0
Dec 3	at NO	L	1/0	6	16	2.7	5	0	5	33	1
Dec 10	Min	W	1/1	8	35	4.4	8	0	3	18	0
Dec 17	GB	W	1/1	12	63	5.3	15	0	6	73	1
Dec 24	TB	W	1/1	9	39	4.3	10	0	2	19	0
Dec 31	at Atl	L	1/1	6	14	2.3	8	0	5	40	0
TOTALS			16/10	117	435	3.7	40	2	80	651	5

2019 (Carolina)

Date	Opp	W/L	P/S	Rsh	Yds	Avg	Lg	TD	Rec	Yds	TD
Sep 8	LAR	L	1/1	19	128	6.7	23	2	10	81	0
Sep 12	TB	L	1/1	16	37	2.3	10	0	2	16	0
Sep 22	at Arz	W	1/1	24	153	6.4	76t	1	3	35	0
Sep 29	at Hou	W	1/1	27	93	3.4	13	1	10	86	0
Oct 6	Jax	W	1/1	19	176	9.3	84t	2	6	61	1
Oct 13	at TB	W	1/1	22	31	1.4	10	1	4	26	1
Oct 27	at SF	L	1/1	14	117	8.4	40t	1	4	38	0
Nov 3	Ten	W	1/1	24	146	6.1	58t	2	3	20	1
Nov 10	at GB	L	1/1	20	108	5.4	18	1	6	33	0
Nov 17	Atl	L	1/1	14	70	5.0	18	0	11	121	0
Nov 24	at NO	L	1/1	22	64	2.9	9	1	9	69	1
Dec 1	Was	L	1/1	14	44	3.1	12	0	7	58	0
Dec 8	at Atl	L	1/1	11	53	4.8	11	0	11	82	0
Dec 15	Sea	L	1/1	19	87	4.6	15t	2	8	88	0
Dec 22	at Ind	L	1/1	13	54	4.2	14	0	15	119	0
Dec 29	NO	L	1/1	9	26	2.9	10	1	7	72	0
TOTALS			16/16	287	1,387	4.8	84t	15	116	1,005	4

2017 Postseason (Carolina)

Date	Opp	W/L	P/S	Rsh	Yds	Avg	Lg	TD	Rec	Yds	TD
Jan 7	at NO	L	1/1	6	16	2.7	7	0	6	101	1
TOTALS			1/1	6	16	2.7	7	0	6	101	1

2020 (Carolina)

Date	Opp	W/L	P/S	Rsh	Yds	Avg	Lg	TD	Rec	Yds	TD
Sep 13	LV	L	1/1	23	97	4.2	15	2	3	38	0
Sep 20	at TB	L	1/1	18	59	3.3	9	2	4	29	0

PLACED ON INJURED RESERVE (Ankle) ON 9/23

Sep 27	at LAC	W	–	–	–	–	–	–	–	–	–
Oct 4	Arz	W	–	–	–	–	–	–	–	–	–
Oct 11	at Atl	W	–	–	–	–	–	–	–	–	–
Oct 18	Chi	L	–	–	–	–	–	–	–	–	–
Oct 25	at NO	L	–	–	–	–	–	–	–	–	–
Oct 29	Atl	L	–	–	–	–	–	–	–	–	–

ACTIVATED FROM INJURED RESERVE ON 11/7

Nov 8	at KC	L	1/1	18	69	3.8	13	1	10	82	1
Nov 15	TB	L	–	–	–	–	–	–	–	–	–
Nov 22	Det	W	–	–	–	–	–	–	–	–	–
Nov 29	at Min	L	–	–	–	–	–	–	–	–	–
Dec 13	Den	L	–	–	–	–	–	–	–	–	–
Dec 19	at GB	L	–	–	–	–	–	–	–	–	–
Dec 27	at Was	W	–	–	–	–	–	–	–	–	–
Jan 3	NO	L	–	–	–	–	–	–	–	–	–

TOTALS			3/3	59	225	3.8	15	5	17	149	1
---------------	--	--	------------	-----------	------------	------------	-----------	----------	-----------	------------	----------

2018 (Carolina)

Date	Opp	W/L	P/S	Rsh	Yds	Avg	Lg	TD	Rec	Yds	TD
Sep 9	Dal	W	1/1	10	50	5.0	15	0	6	45	0
Sep 16	at Atl	L	1/1	8	37	4.6	11	0	14	102	0
Sep 23	Cin	W	1/1	28	184	6.6	45	0	2	10	0
Oct 7	NYG	W	1/1	17	58	3.4	14	0	5	35	1
Oct 14	at Was	L	1/1	8	20	2.5	9	0	7	46	0
Oct 21	at Phi	W	1/1	7	29	4.1	15	0	6	51	0
Oct 28	Bal	W	1/1	14	45	3.2	12	1	4	11	1
Nov 4	TB	W	1/1	17	79	4.6	35	2	5	78	0
Nov 8	at Pit	L	1/1	14	77	5.5	21	1	5	61	2
Nov 18	at Det	L	1/1	13	53	4.1	10	0	6	57	0
Nov 25	Sea	L	1/1	17	125	7.4	59	1	11	112	1
Dec 2	at TB	L	1/1	10	106	10.6	53	0	9	55	1
Dec 9	at Cle	L	1/1	16	63	3.9	25	2	6	38	0
Dec 17	NO	L	1/2	15	53	3.5	9	0	8	67	0
Dec 23	Atl	L	1/1	21	101	4.8	13	0	12	77	0
Dec 30	at NO	W	1/1	4	18	4.5	7	0	1	22	0
TOTALS			16/16	219	1,098	5.0	59	7	107	867	6

MCCAFFREY'S GAME-BY-GAME

2021 (Carolina)

Date	Opp	W/L	P/S	Rsh	Yds	Avg	Lg	TD	Rec	Yds	TD
Sep 12	NYJ	W	1/1	21	98	4.7	18	0	9	89	0
Sep 19	NO	W	1/1	24	72	3.0	16	1	5	65	0
Sep 23	at Hou	W	1/1	7	31	4.4	10	0	2	9	0
Oct 3	at Dal	L	–	–	–	–	–	–	–	–	–
Oct 10	Phi	L	–	–	–	–	–	–	–	–	–
PLACED ON INJURED RESERVE (Hamstring) ON 10/16											
Oct 17	Min	L	–	–	–	–	–	–	–	–	–
Oct 23	at NYG	L	–	–	–	–	–	–	–	–	–
Oct 31	at Atl	W	–	–	–	–	–	–	–	–	–
ACTIVATED FROM INJURED RESERVE ON 11/6											
Nov 7	NE	L	1/1	14	52	3.7	10	0	4	54	0
Nov 14	at Arz	W	1/1	13	95	7.3	15	0	10	66	0
Nov 21	Was	L	1/1	10	59	5.9	15	0	7	60	1
Nov 28	at Mia	L	1/1	10	35	3.5	15	0	0	0	0
PLACED ON INJURED RESERVE (Ankle) ON 11/30											
TOTALS			7/7	99	442	4.5	18	1	37	343	1

2022 (Carolina/San Francisco)

Date	Opp	W/L	P/S	Rsh	Yds	Avg	Lg	TD	Rec	Yds	TD
WITH CAR											
Sep 11	Cle	L	1/1	10	33	3.3	9	1	4	24	0
Sep 18	at NYG	L	1/1	15	102	6.8	49	0	4	26	0
Sep 25	at Den	W	1/1	25	108	4.3	18	0	2	7	0
Oct 2	LAR	L	1/1	8	27	3.4	10	0	9	81	1
Oct 9	at Car	L	1/1	14	54	3.9	19t	1	7	50	0
Oct 16	at Atl	L	1/1	13	69	5.3	17	0	7	89	0
TRADED TO SF ON 10/21											
Oct 23	KC	L	1/0	8	38	4.8	12	0	2	24	0
Oct 30	at LAR	W	1/1	18	94	5.2	25	1	8	55	1
Nov 13	LAC	W	1/1	14	38	2.7	12	1	4	39	0
Nov 21	at Arz	W	1/1	7	39	5.6	20	0	7	67	0
Nov 27	NO	W	1/1	11	32	2.9	9	0	4	17	0
Dec 4	Mia	W	1/1	17	66	3.9	30	0	8	80	1
Dec 11	TB	W	1/1	14	119	8.5	38	1	2	34	1
Dec 15	at Sea	W	1/1	26	108	4.2	23	1	6	30	0
Dec 24	Was	W	1/1	15	46	3.1	9	1	2	12	0
Jan 1	at LV	W	1/1	19	121	6.4	37	1	6	72	0
Jan 8	Arz	W	1/1	10	45	4.5	19	0	3	34	1
TOTALS			17/16	244	1,139	4.7	49	8	85	741	5

2022 Postseason (San Francisco)

Date	Opp	W/L	P/S	Rsh	Yds	Avg	Lg	TD	Rec	Yds	TD
Jan 14	Sea	W	1/1	15	119	7.9	68	0	2	17	1
Jan 22	Dal	W	1/1	10	35	3.5	8	1	6	22	0
Jan 29	at Phi	L	1/1	15	84	5.6	23	1	4	22	0
TOTALS			3/3	40	238	6.0	68	2	12	61	1

2023 (San Francisco)

Date	Opp	W/L	P/S	Rsh	Yds	Avg	Lg	TD	Rec	Yds	TD
Sep 10	at Pit	W	1/1	22	152	6.9	65	1	3	17	0
Sep 17	at LAR	W	1/1	20	116	5.8	51	1	3	19	0
Sep 21	NYG	W	1/1	18	85	4.7	12	1	5	34	0
Oct 1	Arz	W	1/1	20	106	5.3	18	3	7	71	1
Oct 8	Dal	W	1/1	19	51	2.7	8	1	2	27	0
Oct 15	at Cle	L	1/1	11	43	3.9	27	0	3	9	1
Oct 23	at Min	L	1/1	15	45	3.0	9	1	3	51	1
Oct 29	Cin	L	1/1	12	54	4.5	16	1	6	64	1
Nov 12	at Jax	W	1/1	16	95	5.9	19	0	6	47	0
Nov 19	TB	W	1/1	21	78	3.7	12	0	5	25	1
Nov 23	at Sea	W	1/1	19	114	6.0	27	2	5	25	0
Dec 3	at Phi	W	1/1	17	93	5.5	16	1	3	40	0
Dec 10	Sea	W	1/1	16	145	9.1	72	0	1	8	0
Dec 17	at Arz	W	1/1	18	115	6.4	26	1	5	72	2
Dec 25	Bal	L	1/1	14	103	7.4	39	1	6	28	0
Dec 31	at Was	W	1/1	14	64	4.6	13	0	4	27	0
Jan 7	LAR	L	–	–	–	–	–	–	–	–	–
TOTALS				16/16	272	1,459	5.4	72	14	67	564

2023 Postseason (San Francisco)

Date	Opp	W/L	P/S	Rsh	Yds	Avg	Lg	TD	Rec	Yds	TD
Jan 20	GB	W	1/1	17	98	5.8	39	2	7	30	0
Jan 28	Det	W	1/1	20	90	4.5	25	2	4	72	0
Feb 11	at KC	L	1/1	22	80	3.6	11	0	8	80	1
TOTALS			3/3	59	268	4.6	39	4	19	182	1



T.Y. McGill

96

DL * 6-0 * 295 * NORTH CAROLINA STATE


11.23.92 * JESUP, GA * 8TH YEAR * ACQUIRED FA IN '22

GOLDMINE

- McGill and his wife, Sara, are parents to two daughters. McGill has cited the support he gets from his wife, daughters and family is what fuels his NFL journey.
- McGill was the first player that Vikings general manager and former member of the 49ers front office Kwesi Adofo-Mensah signed to a contract.
- Hosted the T.Y. McGill Football Camp powered by USA Football in 2018 and 2019 in his hometown of Jesup, GA.
- In 2017, McGill fundraised for his cousin, Esha, who suffers from Muscular Dystrophy. His efforts were a success. With the help of his fans, McGill compiled enough funds for Esha to undergo trachea surgery and proper rehabilitation afterwards.



McGILL'S GOLDEN NUGGET

 The 49ers are his 10th NFL franchise as he's also been a member of the Seahawks, Colts, Browns, Chiefs, Chargers, Eagles, Commanders, Saints and Vikings.

MCGILL'S CAREER STATISTICS

YEAR	TEAM	GP	GS	TACKLES					INTERCEPTIONS					FUMBLES		
				TOT	SOL	AST	SACKS	YDS	INT	YDS	LG	TD	PD	FF	FR	YDS
2015	IND	12	0	11	8	3	3.0	26.0	0	0	–	0	1	0	0	0
2016	IND	13	0	6	4	2	2.0	20.0	0	0	–	0	1	1	0	0
2017	CLE	3	0	1	1	0	0.0	0.0	0	0	–	0	0	0	0	0
2018	LAC/PHI	6	0	5	2	3	0.0	0.0	0	0	–	0	0	0	0	0
2019	WAS/LAC	3	0	2	0	2	0.0	0.0	0	0	–	0	0	0	0	0
2020	PHI	7	0	9	3	6	0.5	2.5	0	0	–	0	0	0	0	0
2021	WAS/MIN	2	0	1	0	1	0.0	0.0	0	0	–	0	1	0	0	0
2022	SF	9	0	8	5	3	0.0	0.0	0	0	–	0	0	0	0	0
TOTALS		55	0	43	23	20	5.5	48.5	0	0	–	0	3	1	0	0

PLAYOFFS

YEAR	TEAM	GP	GS	TACKLES					INTERCEPTIONS					FUMBLES		
				TOT	SOL	AST	SACKS	YDS	INT	YDS	LG	TD	PD	FF	FR	YDS
2018	LAC	1	0	1	1	0	0.0	0.0	0	0	–	0	0	0	0	0
2022	SF	3	0	2	2	0	0.0	0.0	0	0	–	0	0	0	0	0
TOTALS		4	0	3	3	0	0.0	0.0	0	0	–	0	0	0	0	0

Additional Statistics:

Kick Returns – 1: 2015 (1)
Kick Return Yards – 15: 2015 (15)

Milestones:

NFL Debut: at Buf. (9/13/15); **First Sack:** Regular Season – at Mia. (12/27/15 – QB Ryan Tannehill); **First FF:** Regular Season – at Ten. (10/23/16 – QB Marcus Mariota); **Multi-Sack Games:** Regular Season – 1 at Mia. (12/27/15 – 2.0; QB Ryan Tannehill)

MCGILL'S CAREER MULTI-SACK GAMES (1)

Date	Opp	Sacks	Yds	QB
12/27/15	at Mia.	2.0	17.0	Ryan Tannehill (2.0)

MCGILL'S CAREER HIGHS

Total Tackles: Regular Season – 3 (2 times) Last at Dal. (12/27/20); Postseason – 2 at Phi. (1/29/23)
Solo: Regular Season – 2 (4 times) Last at Arz. (11/21/22); Postseason – 2 at Phi. (1/29/23)
Assists: Regular Season – 3 at Dal. (12/27/20)
Sacks: Regular Season – 2.0 at Mia. (12/27/15)
Forced Fumbles: Regular Season – 1 at Ten. (10/23/16)
Passes Defensed: Regular Season – 1 (3 times) vs. Chi. (1/9/22)

MCGILL'S TRANSACTIONS

Originally signed with Sea. as an undrafted free agent on 5/15/15...Waived by Sea. on 9/5/15...Claimed off waivers by Ind. on 9/6/15...Waived by Ind. on 9/2/17... Claimed off waivers by Cle. on 9/3/17...Waived by Cle. on 12/13/17...Signed to Cle. practice squad on 12/15/17...Waived by Cle. on 1/8/18...Signed to a Reserve/Future contract with KC on 1/15/18...Waived by KC on 9/1/18...Claimed off waivers by LAC on 9/2/18...Waived by LAC on 10/6/18...Signed a one-year deal with Phi. on 11/6/18...Waived by Phi. on 11/20/18...Claimed off waivers by LAC on 11/21/18...Waived by LAC on 8/31/19...Signed a one-year deal with Was. on 9/10/19...Released by Was. on 9/24/19...Signed a one-year deal with LAC on 10/17/19...Released by LAC on 11/30/19...Signed a one-year deal with NO on 12/11/19...Released by NO on 12/16/19...Signed a one-year deal with Phi. on 8/26/20...Released by Phi. on 9/4/20...Signed to Phi. practice squad on 9/9/20... Activated from Phi. practice squad on 9/12/20...Reverted back to Phi. practice squad on 9/14/20...Activated from Phi. practice squad on 10/22/20...Reverted back to Phi. practice squad on 10/23/20...Activated from Phi. practice squad on 11/14/20...Reverted back to Phi. practice squad on 11/16/20...Activated from Phi. practice squad on 11/21/20...Reverted back to Phi. practice squad on 11/23/20...Activated from Phi. practice squad on 11/30/20...Reverted back to Phi. practice squad on 12/1/20...Activated from Phi. practice squad on 12/26/20...Placed on the Reserve/COVID-19 List on 8/31/21...Released by Phi. on 9/13/21... Signed to Was. practice squad on 9/29/21...Waived by Was. on 11/1/21...Signed to Min. practice squad on 11/9/21...Activated from Min. practice squad on 1/1/22...Reverted back to Min. practice squad on 1/3/22...Activated from Min. practice squad on 1/8/22...Reverted back to Min. practice squad on 1/10/22... Re-signed with Min. on a one-year deal on 1/17/22...Placed on the Injured Reserve List on 8/29/22...Released by Min. on 9/6/22...Signed to SF practice squad on 10/11/22...Activated from SF practice squad on 10/29/22...Reverted back to SF practice squad on 10/31/22...Activated from SF practice squad on 11/12/22... Reverted back to SF practice squad on 11/14/22...Activated from SF practice squad on 11/21/22...Reverted back to SF practice squad on 11/22/22...Promoted to SF active roster on 11/26/22...Re-signed with SF on a one-year deal on 3/17/23...Waived by SF on 8/29/23...Signed to SF practice squad on 8/30/23...Activated from SF practice squad on 12/16/23...Reverted back to SF practice squad on 12/18/23...Activated from SF practice squad on 12/25/23...Reverted back to SF practice squad on 12/26/23...Activated from SF practice squad on 1/20/24...Reverted back to SF practice squad on 1/21/24...Activated from SF practice squad on 2/10/24...Reverted back to SF practice squad on 2/12/24...Signed a one-year deal with SF on 2/14/24.

2023 (SAN FRANCISCO)

- Appeared in 2 games and registered 2 tackles and 1 FF.

2022 (SAN FRANCISCO)

- Appeared in 9 games and registered 8 tackles. Also appeared in all 3 postseason games and added 2 tackles.

2021 (WASHINGTON/MINNESOTA)

- Signed to Was. practice squad on 9/29 and was later waived on 11/1.
- Signed with Min. practice squad on 11/9. Appeared in 2 games after being elevated from the practice squad and registered 1 tackle and 1 PD.

2020 (PHILADELPHIA)

- Appeared in 7 games and registered 9 tackles and 0.5 sack
- Split a sack of Commanders QB Dwayne Haskins Jr. at Was. (9/13) for a 5-yd. loss.

2019 (WASHINGTON/LOS ANGELES CHARGERS)

- Signed with Was. on 9/10 and was later released on 9/24.
- Signed with LAC on 10/17 where he appeared in 3 games and registered 2 tackles.

2018 (LOS ANGELES CHARGERS/PHILADELPHIA)

- Started the season with LAC a before being waived on 10/6.
- Signed with Phi. on 11/6 and appeared in 2 games before being waived on 11/20.
- Claimed off waivers by LAC on 11/21 and appeared in 4 games.
- Appeared in 6 games total and registered 5 tackles. Also appeared in 1 postseason game and logged 1 tackle.

2017 (CLEVELAND)

- Appeared in 3 games and posted 1 tackle.

2016 (INDIANAPOLIS)

- Appeared in 13 games and recorded 6 tackles, 2.0 sacks, 1 FF and 1 PD.
- Registered a sack and FF of Titans QB Marcus Mariota at Ten. (10/23), marking the first FF of his career.
- Brought down Jaguars QB Blake Bortles for a 2-yd. loss vs. Jax. (1/1/17).

2015 (INDIANAPOLIS)

- Appeared in 12 games and recorded 11 tackles, 3.0 sacks and 1 PD.
- Registered 2.0 sacks of Dolphins QB Ryan Tannehill at Mia. (12/27), marking the first sack and the first multi-sack game of his career.
- Brought down Titans QB Zach Mettenberger for a 9-yd. loss vs. Ten. (1/3/16).

COLLEGE

Played in 49 career games at North Carolina State. Recorded 122 tackles, 10.0 sacks, 3 FFs, 1 FR and 1 PD. In 2014, appeared in 11 games and tallied 37 tackles, 3.0 sacks, 1 FF and 1 PD. As a junior, posted 25 tackles, 2.5 sacks, 1 FF and 1 FR in 12 games. Appeared in all 13 games in 2012 and registered 39 tackles, 5.0 sacks and 1 FF. As a freshman, appeared in all 13 games and registered 21 tackles.

PERSONAL

- Attended Wayne County (Jesup, GA) HS, where he lettered in football and basketball. Was a captain for both teams as a senior. Named to the all-region team as a junior and a senior.
- Graduated with a bachelor's degree in sport management from North Carolina State.
- He and his wife, Sara, have two daughters.

INJURY REPORT

- 2017:** Inactive 2 games [at Bal. (9/17) and at Cle. (9/24)] with a back injury.
- 2022:** Placed on the Injured Reserve List on 8/29 with an ankle injury.

MCGILL'S GAME-BY-GAME

2015 (Indianapolis)

Date	Opp	W/L	P/S	Tot	Sol	Ast	Sk	Yds	Int	Yds	PD	FF	FR	Yds
Sep 13	at Buf	L	1/0	0	0	0	0.0	0.0	0	0	0	0	0	0
Sep 21	NYJ	L	-	-	-	-	-INACTIVE-	-	-	-	-	-	-	-
Sep 27	at Ten	W	-	-	-	-	-INACTIVE-	-	-	-	-	-	-	-
Oct 4	Jax	W	-	-	-	-	-INACTIVE-	-	-	-	-	-	-	-
Oct 8	at Hou	W	-	-	-	-	-INACTIVE-	-	-	-	-	-	-	-
Oct 18	NE	L	1/0	0	0	0	0.0	0.0	0	0	0	0	0	0
Oct 25	NO	L	1/0	2	0	2	0.0	0.0	0	0	0	0	0	0
Nov 2	at Car	L	1/0	0	0	0	0.0	0.0	0	0	0	0	0	0
Nov 8	Den	W	1/0	1	1	0	0.0	0.0	0	0	0	0	0	0
Nov 22	at Atl	W	1/0	1	1	0	0.0	0.0	0	0	0	0	0	0
Nov 29	TB	W	1/0	1	1	0	0.0	0.0	0	0	0	0	0	0
Dec 6	at Pit	L	1/0	1	1	0	0.0	0.0	0	0	1	0	0	0
Dec 13	at Jax	L	1/0	1	0	1	0.0	0.0	0	0	0	0	0	0
Dec 20	Hou	L	1/0	1	1	0	0.0	0.0	0	0	0	0	0	0
Dec 27	at Mia	W	1/0	2	2	0	2.0	17.0	0	0	0	0	0	0
Jan 3	Ten	W	1/0	1	1	0	1.0	9.0	0	0	0	0	0	0
TOTALS			12/0	11	8	3	3.0	26.0	0	0	1	0	0	0

2016 (Indianapolis)

Date	Opp	W/L	P/S	Tot	Sol	Ast	Sk	Yds	Int	Yds	PD	FF	FR	Yds
Sep 11	Det	L	1/0	0	0	0	0.0	0.0	0	0	0	0	0	0
Sep 18	at Den	L	1/0	0	0	0	0.0	0.0	0	0	0	0	0	0
Sep 25	SD	W	-	-	-	-	-INACTIVE-	-	-	-	-	-	-	-
Oct 2	at Jax	L	-	-	-	-	-INACTIVE-	-	-	-	-	-	-	-
Oct 9	Chi	W	1/0	1	1	0	0.0	0.0	0	0	0	0	0	0
Oct 16	at Hou	L	-	-	-	-	-INACTIVE-	-	-	-	-	-	-	-
Oct 23	at Ten	W	1/0	1	1	0	1.0	11.0	0	0	0	1	0	0
Oct 30	KC	L	1/0	0	0	0	0.0	0.0	0	0	1	0	0	0
Nov 6	at GB	W	1/0	0	0	0	0.0	0.0	0	0	0	0	0	0
Nov 20	Ten	W	1/0	0	0	0	0.0	0.0	0	0	0	0	0	0
Nov 24	Pit	L	1/0	1	0	1	0.0	0.0	0	0	0	0	0	0
Dec 5	at NYJ	W	1/0	0	0	0	0.0	0.0	0	0	0	0	0	0
Dec 11	Hou	L	1/0	0	0	0	0.0	0.0	0	0	0	0	0	0
Dec 18	at Min	W	1/0	1	1	0	1.0	9.0	0	0	0	0	0	0
Dec 24	at Oak	L	1/0	0	0	0	0.0	0.0	0	0	0	0	0	0
Jan 1	Jax	W	1/0	2	1	1	0.0	0.0	0	0	0	0	0	0
TOTALS			13/0	6	4	2	2.0	20.0	0	0	1	1	0	0

2017 (Cleveland)

Date	Opp	W/L	P/S	Tot	Sol	Ast	Sk	Yds	Int	Yds	PD	FF	FR	Yds
Sep 10	Pit	L	-	-	-	-	-INACTIVE-	-	-	-	-	-	-	-
Sep 17	at Bal	L	-	-	-	-	-INACTIVE-	-	-	-	-	-	-	-
Sep 24	at Ind	L	-	-	-	-	-INACTIVE-	-	-	-	-	-	-	-
Oct 1	Cin	L	1/0	0	0	0	0.0	0.0	0	0	0	0	0	0
Oct 8	NYJ	L	-	-	-	-	-INACTIVE-	-	-	-	-	-	-	-
Oct 15	at Hou	L	-	-	-	-	-INACTIVE-	-	-	-	-	-	-	-
Oct 22	Ten	L	-	-	-	-	-INACTIVE-	-	-	-	-	-	-	-
Oct 29	Min	L	1/0	1	1	0	0.0	0.0	0	0	0	0	0	0
Nov 12	at Det	L	-	-	-	-	-INACTIVE-	-	-	-	-	-	-	-
Nov 19	Jax	L	-	-	-	-	-INACTIVE-	-	-	-	-	-	-	-
Nov 26	at Cin	L	-	-	-	-	-INACTIVE-	-	-	-	-	-	-	-
Dec 3	at LAC	L	-	-	-	-	-INACTIVE-	-	-	-	-	-	-	-
Dec 10	GB	L	1/0	0	0	0	0.0	0.0	0	0	0	0	0	0
WAIVED BY CLE ON 12/13														
SIGNED TO CLE PRACTICE SQUAD ON 12/15														
Dec 17	Bal	L	-	-	-	-	-PRACTICE SQUAD-	-	-	-	-	-	-	-
Dec 24	at Chi	L	-	-	-	-	-PRACTICE SQUAD-	-	-	-	-	-	-	-
Dec 31	at Pit	L	-	-	-	-	-PRACTICE SQUAD-	-	-	-	-	-	-	-
TOTALS			3/0	1	1	0	0.0	0.0	0	0	0	0	0	0

2018 (Los Angeles Chargers/Philadelphia)

Date	Opp	W/L	P/S	Tot	Sol	Ast	Sk	Yds	Int	Yds	PD	FF	FR	Yds
Sep 9	KC	L	-	-	-	-	-INACTIVE-	-	-	-	-	-	-	-
Sep 16	at Buf	W	-	-	-	-	-INACTIVE-	-	-	-	-	-	-	-
Sep 23	at LAR	L	-	-	-	-	-INACTIVE-	-	-	-	-	-	-	-
Sep 30	SF	W	-	-	-	-	-INACTIVE-	-	-	-	-	-	-	-
WAIVED BY LAC ON 10/6														
SIGNED WITH PHI ON 11/6														
Nov 11	Dal	L	1/0	0	0	0	0.0	0.0	0	0	0	0	0	0
Nov 18	at NO	L	1/0	3	2	1	0.0	0.0	0	0	0	0	0	0
WAIVED BY PHI ON 10/20														
CLAIMED OFF WAIVERS BY LAC ON 10/21														
Nov 25	Arz	W	1/0	2	0	2	0.0	0.0	0	0	0	0	0	0
Dec 2	at Pit	W	1/0	0	0	0	0.0	0.0	0	0	0	0	0	0
Dec 9	Cin	W	1/0	0	0	0	0.0	0.0	0	0	0	0	0	0
Dec 13	at KC	W	1/0	0	0	0	0.0	0.0	0	0	0	0	0	0
Dec 22	Bal	L	-	-	-	-	-INACTIVE-	-	-	-	-	-	-	-
Dec 30	at Den	W	-	-	-	-	-INACTIVE-	-	-	-	-	-	-	-
TOTALS			5/0	5	2	3	0.0	0.0	0	0	0	0	0	0

2018 Postseason (Los Angeles Chargers)

Date	Opp	W/L	P/S	Tot	Sol	Ast	Sk	Yds	Int	Yds	PD	FF	FR	Yds
Jan 6	at Bal	L	1/0	1	1	0	0.0	0.0	0	0	0	0	0	0
TOTALS			1/0	1	1	0	0.0	0.0	0	0	0	0	0	0

2019 (Washington/Los Angeles Chargers)

Date	Opp	W/L	P/S	Tot	Sol	Ast	Sk	Yds	Int	Yds	PD	FF	FR	Yds
SIGNED TO WAS ON 9/10														
Sep 15	Dal	L	-	-	-	-	-INACTIVE-	-	-	-	-	-	-	-
Sep 23	Chi	L	-	-	-	-	-INACTIVE-	-	-	-	-	-	-	-
RELEASED BY WAS ON 9/24														
SIGNED WITH LAC ON 10/17														
Oct 10	Det	L	1/0	1	0	1	0.0	0.0	0	0	0	0	0	0
Oct 27	at GB	W	1/0	0	0	0	0.0	0.0	0	0	0	0	0	0
Nov 3	NYJ	W	1/0	1	0	1	0.0	0.0	0	0	0	0	0	0
Nov 17	NYJ	L	-	-	-	-	-INACTIVE-	-	-	-	-	-	-	-
Nov 24	Det	W	-	-	-	-	-INACTIVE-	-	-	-	-	-	-	-
RELEASED BY LAC ON 11/30														
TOTALS			3/0	2	0	2	0.0	0.0	0	0	0	0	0	0

MCGILL'S GAME-BY-GAME

2020 (Philadelphia)

Table with columns: Date, Opp, W/L, P/S, Tot, Sol, Ast, Sk, Yds, Int, Yds, PD, FF, FR, Yds. Includes rows for Philadelphia Eagles 2020 season and totals.

2021 (Washington/Philadelphia)

Table with columns: Date, Opp, W/L, P/S, Tot, Sol, Ast, Sk, Yds, Int, Yds, PD, FF, FR, Yds. Includes rows for Washington Redskins and Philadelphia Eagles 2021 season and totals.

2022 (San Francisco)

Table with columns: Date, Opp, W/L, P/S, Tot, Sol, Ast, Sk, Yds, Int, Yds, PD, FF, FR, Yds. Includes rows for San Francisco 49ers 2022 season and totals.

2022 Postseason (San Francisco)

Table with columns: Date, Opp, W/L, P/S, Tot, Sol, Ast, Sk, Yds, Int, Yds, PD, FF, FR, Yds. Includes rows for San Francisco 49ers 2022 postseason and totals.

2023 (San Francisco)

Table with columns: Date, Opp, W/L, P/S, Tot, Sol, Ast, Sk, Yds, Int, Yds, PD, FF, FR, Yds. Includes rows for San Francisco 49ers 2023 season and totals.

2023 Postseason (San Francisco)

Table with columns: Date, Opp, W/L, P/S, Tot, Sol, Ast, Sk, Yds, Int, Yds, PD, FF, FR, Yds. Includes rows for San Francisco 49ers 2023 postseason and totals.



COLTON MCKIVITZ

68

OL * 6-6 * 301 * WEST VIRGINIA

8.9.96 * JACOBSBURG, OH * 5TH YEAR * ACQUIRED D-5 IN '20

GOLDMINE

- McKivitz is a lover of outdoor activities, as he frequently spends his time with his dad, Matt, fishing and hunting, for deer, ducks and squirrels. "It was really my dad that got me into it," said McKivitz. "He's got me into everything in the outdoors, really. That's me and dad's time, the outdoor time. I'm just lucky to have that type of figure to learn from and that's kind of what I love most about the outdoors." Matt is known for creating unique hats from the animals the two of them have hunted. The elder McKivitz is famous for being seen sporting one at each of West Virginia's home games.



MCKIVITZ'S GOLDEN NUGGETS

- In addition to playing football, McKivitz was a four-year basketball player at Union Local (Jacobsburg, OH) HS, earning all-state honors as a senior in 2014.
- Didn't participate in organized football until he enrolled at Union Local before his sophomore year of high school in 2012.
- He caught his first fish, a bluegill, at age 3. McKivitz notes that the largest fish he's ever caught was an 8-pounder which he caught in the Summer of 2019.
- Is a fan of country music, citing Kenny Chesney and the Zac Brown Band among his favorites.

GOLDMINE (CONTINUED)

- While the Mountaineers were on a bye in September of 2019, McKivitz returned to his former high school, Union Local, in Ohio to be honored at the homecoming game. The Jets retired McKivitz's number 53 in a pregame ceremony, an honor that McKivitz doesn't take lightly. "It was huge. At the time I didn't really understand the meaning of it. But now, once you look back on it, that number will never see the field again. It's a pretty big honor for me." Former Union Local offensive line coach Brion Schiappa echoed the sentiment, saying, "We're all just so proud of what Colton has accomplished, and it meant a great deal to honor him in that way."



MCKIVITZ'S CAREER STATISTICS

GAMES/STARTS – 44/22: 2020 (13/3); 2021 (1/1); 2022 (13/1); 2023 (17/17)

POSTSEASON GAMES/STARTS – 8/3: 2021 (2/0); 2022 (3/0), 2023 (3/3)

Additional Statistics:

Tackles – 1: 2020 (1)

Milestones:

NFL Debut: at NYJ (9/20/20); **First Start:** at LAR (11/29/20)

MCKIVITZ'S TRANSACTIONS

Originally a 5th-round (153rd overall) draft choice by SF in 2020...Placed on the Reserve/COVID-19 List on 12/16/20...Activated from the Reserve/COVID-19 List on 12/25/20...Waived by SF on 8/31/21...Signed to SF practice squad on 9/1/21...Promoted to SF active roster on 11/10/21... Re-signed with SF on a one-year deal on 3/10/22...Placed on the Injured Reserve List on 10/8/22...Activated from the Injured Reserve List on 11/12/22...Signed a two-year extension with SF through 2024 on 3/9/22.

2023

- Started in all 17 games and all 3 postseason games on the offensive line.
- Helped allow zero sacks on 28 pass attempts by QB Brock Purdy and QB Sam Darnold at Arz. (12/17).

2022

- Appeared in 13 games (1 start) and all 3 postseason games.
- Helped allow zero sacks on 27 pass attempts by QB Jimmy Garoppolo vs. LAR (10/3).

2021

- Started in the regular season finale at LAR (1/9/22) at LT. Also appeared in 2 postseason games on the offensive line and special teams.

2020

- Appeared in 13 games (3 starts) on the offensive line.
- Part of an offensive line that did not allow a sack as QB Nick Mullens threw for 316 yds. on 39 pass attempts vs. Buf. (12/7).

COLLEGE


Appeared in 50 games (47 starts) in five years at West Virginia (2015-19). Started all 12 games at LT as a senior in 2019 and was named Big 12 Conference Co-Offensive Lineman of the Year and First-Team All-Big 12 and AP Third-Team All-America. As a junior in 2018, started 12 games at right tackle and was part of an offensive line that paved the way for the Mountaineers to average 512.3 yds. of total offense per game, ranking 2nd in the Big 12 and 8th nationally. Started 13 games as a sophomore in 2017 and was part of the offensive line that helped the offense average 309.3 passing YPG, which ranked 13th nationally. Played in 13 games (10 starts) as a redshirt freshman in 2016 and was a member of an offensive line that was second in the Big 12 in fewest sacks allowed. Redshirted in 2015.

PERSONAL

- Attended Union Local (Jacobsburg, OH) HS where he was a three-year starter and a captain for his final two seasons. Also named Associated Press Division V All-Ohio first team as a senior in 2014.
- Graduated with a bachelor's degree in wildlife and fisheries resources from West Virginia.
- Son of Matt and Wendy McKivitz.
- Born Colton McKivitz (8/9/96) in Jacobsburg, OH.

INJURY REPORT

2022: Placed on the Injured Reserve List on 10/8 with a knee injury.



ELIJAH MITCHELL

25

RB * 5-10 * 200 * LOUISIANA

5.2.98 * ERATH, LA * 4TH YEAR * ACQUIRED D-6 IN '21

AWARDS AND HONORS

2021: FedEx Ground Player of the Week (Week 8)

GOLDMINE

- Mitchell has always paired his love for football with his love for those around him on and off the field. In 2020, Mitchell led his team to a win in Louisiana's final game, and dedicated the feat to the late Coach Looney, the team's offensive line coach who died of a heart attack during an August team workout shortly before the start of preseason camp. On what would have been coach Looney's 32nd birthday, Mitchell and the offense ran the ball for 265 rushing yards to cement the victory. "It was very important (to end the season with a win), man," said Mitchell. "We've been through so much with coach Looney, with just everything going on," Mitchell said, "and we just put it in our minds that we just wanted this year to be great, no matter what the circumstances."
- In November of 2016, when Mitchell and Erath HS chased its first playoff win in 12 years. Former Bobcat Ross Granger neared the end of a lengthy battle with brain cancer. Realizing that his childhood friend might not have much more time, Mitchell – then a senior – played inspired. Early in the second half, Ross' Father, Nathan informed the team that Ross had died. Mitchell continued to run with a passion and ended the evening with 331 rushing yards in a blowout victory. After the final whistle sounded, Mitchell embraced his QB, Ross' little brother, Mason. Mitchell continues to honor Ross' legacy. In the 49ers win in the 2021 NFC Divisional Round at GB, Mitchell sported wristbands that proud displayed "Team Ross".



MITCHELL'S GOLDEN NUGGETS

- His love for the game of football has always been palpable to those around him. "I really believe he's in love with football," UL running backs coach Jabbar Juluke said.
- Prides himself on being known as a tough, hardworking running back and earned that reputation amongst his teammates and coaches at Louisiana. "Those moments make you feel pretty good," Mitchell said. "It means that the coaches trust you with the ball when it is crunch time. It makes you feel like you are a playmaker and someone the team can count on when things get tough."

GOLDMINE (CONTINUED)

- As a senior at Erath (LA) HS, Mitchell went out of his way to create some special memories for his classmate, Eddie Armond. Armond, who was born with down syndrome, attended every Erath football game. Mitchell showed his appreciation by ensuring Armond got his own opportunity to play. In the 2nd qtr. of a game against rival Patterson (LA) HS, Armond joined the offense at the Patterson 20-yd. line, where Erath was in position to score. Mitchell showed him where to stand and got down in a three point stance in front of Armond as his lead blocker. Erath quarterback, Mason Granger, handed Armond the ball and he took off running up the middle. Armond scored and everyone, including the opposing players, congratulated him for the TD. The play even earned Armond the Gulf Coast Bank/Abbeville Meridional Co-Offensive Player of the Week. "Eddie was beyond ecstatic," said his mother, Dawn Armond. "He called himself the Erath king. Elijah was his best friend. When we were on the sidelines and Elijah made a play, he'd look for Eddie and say, 'Eddie, did you see that?,' And he would explain the play to Eddie. He would include him in the game to make sure he knew what was going on. I enjoyed that. When Elijah sat down, Eddie would sit with him. They just kind of blended."



MITCHELL'S CAREER STATISTICS

YEAR	TEAM	GP	GS	RUSHING					RECEIVING				
				ATT	YDS	AVG	LG	TD	NO	YDS	AVG	LG	TD
2021	SF	11	10	207	963	4.7	39	5	19	137	7.2	14	1
2022	SF	5	1	45	279	6.2	37	2	3	7	2.3	5	0
2023	SF	11	1	75	281	3.7	18	2	6	14	2.3	9	0
TOTALS		27	12	327	1,523	4.7	39	9	28	158	5.6	14	1

PLAYOFFS

YEAR	TEAM	GP	GS	RUSHING					RECEIVING				
				ATT	YDS	AVG	LG	TD	NO	YDS	AVG	LG	TD
2021	SF	3	2	55	169	3.1	16	1	7	57	8.1	21	0
2022	SF	2	0	23	53	2.3	13	0	2	25	12.5	18	1
2023	SF	3	0	6	15	2.5	7	1	0	0	–	–	0
TOTALS		8	2	84	237	2.8	16	2	9	82	9.1	21	1

Milestones:

NFL Debut: at Det. (9/12/21); **First Start:** at Phi. (9/19/21); **First Reception:** Regular Season – at Phi (9/19/21 – 11–yd. pass from QB Jimmy Garoppolo); Postseason – at Dal. (1/16/22 – (–11)–yd. pass from QB Jimmy Garoppolo); **First Rushing TD:** Regular Season – at Det. (9/12/21 – 38 yds.); Postseason – at Dal. (1/16/22 – 4 yds.) **100–yd. Games:** Regular Season – 5 – Last vs. Hou. (1/2/22 – 119 yds.); **First TD Reception:** Regular Season – vs. Hou. (1/2/22 – 8–yd. pass from QB Trey Lance)

MITCHELL'S CAREER 100-YARD RUSHING GAMES (5)

Date	Opp	Rsh	Yds	Avg	TD	Date	Opp	Rsh	Yds	Avg	TD
9/12/21	at Det.	19	104	5.5	1	11/28/21	vs. Min.	27	133	4.9	1
10/24/21	vs. Ind.	18	107	5.9	1	1/2/22	vs. Hou.	21	119	5.7	0
10/31/21	at Chi.	18	137	7.6	1						

MITCHELL'S CAREER HIGHS

Rushes: Regular Season – 27 (2 times) Last vs. Min. (11/28/21); Postseason – 27 at Dal. (1/16/22)
Rushing Yards: Regular Season – 137 at Chi. (10/31/21); Postseason – 96 at Dal. (1/16/22)
Rushing TDs: Regular Season – 2 vs. Arz. (1/8/23); Postseason – 1 (2 times) Last vs. Det. (1/28/24)
Long Rush: Regular Season – 39 at Chi. (10/31/21); Postseason – 16 at Dal. (1/16/22)

Receptions: Regular Season – 5 (2 times) Last vs. Min. (11/28/21); Postseason – 3 (2 times) Last at LAR (1/30/22)
Receiving Yards: Regular Season – 43 vs. Arz. (11/7/21); Postseason – 50 at LAR (1/30/22)
Receiving TDs: Regular Season – 1 vs. Hou. (1/2/22); Postseason – 1 vs. Sea. (1/14/23)
Long Reception: Regular Season – 14 at Arz. (10/10/21); Postseason – 21 at LAR (1/30/22)

MITCHELL'S TRANSACTIONS

Originally a 6th–round (194th overall) draft choice by SF in 2021...Placed on the Injured Reserve List on 9/13/22....Activated from the Injured Reserve List on 11/12/22...Placed on the Injured Reserve List on 12/3/22...Activated from the Injured Reserve List on 1/7/23.

2023

- Appeared in 11 games (1 start) and registered 75 carries for 281 yds. and 2 TDs along with 6 receipts. for 14 yds. and 9 TDs.
- Registered 17 carries for a team-high 80 yds. and 1 TD at Was. (12/31), marking his first rushing TD of the season and 8th of his career.
- Registered 14 carries for a team-high 52 yds. and 1 TD vs. LAR (1/7/24).
- With 1 rushing TD last week vs. Was. (12/31/23) and 1 rushing TD vs. LAR (1/7/24) it marks the 3rd time in Mitchell's career that he has scored 1-or-more rushing TDs in consecutive games and the first time since the 2021 season [1 TD vs. Min. (11/28/21); 1 TD at Sea. (12/5/21)].
- Registered 4 carries for 7 yds., including a 3-yd. TD vs. Det. (1/28/24 - NFC-C) marking the 2nd touchdown of his playoff career.

2022

- Appeared in 5 games (1 start) and posted 45 carries for 279 yds. and 2 TDs along with 3 receipts. for 7 yds. Also played in 2 post-season games and registered 23 carries for 53 yds. along with 2 receipts. for 25 yds. and 1 TD.
- Registered 6 carries for 41 yds. at Chi. (9/11). With 41 rushing yds., surpassed 1,000 career rushing yds. (1,004) in just his 12th NFL game. He became the fastest player in franchise history to reach 1,000 career rushing yds., according to the Elias Sports Bureau.
- Registered 5 carries for 55 yds. and 2 TDs vs. Arz. (1/8/23). The 2 TD rushes were his first two of the season, gave him 7 in his career and marked the first game of his career with 2-or-more TD rushes.
- Registered 9 carries for 2 yds. to go along with 2 receipts. for 25 yds. and 1 TD through the air vs. Sea. (1/14/23 - NFC-WC). The TD receipt. marked the first of his postseason career.

FEWEST GAMES TO 1,000 RUSHING YDS., FRANCHISE HISTORY		
Player	Gms.	
1. Elijah Mitchell	12	
2. Ricky Watters	14	
3t. Frank Gore	19	
Joe Perry	19	
5. Vic Washington	20	

2021

- In his NFL debut at Det. (9/12), registered 19 carries for 104 yds. and 1 TD, a 38-yd. TD run, becoming the first rookie in franchise history to register 100-or-more rushing yds. in their NFL debut.
- Also became the first 49ers rookie to register a rushing TD in his NFL debut since RB Carlos Hyde registered a 4-yd. TD run in his debut at Dal. (9/7/14).
- The 38-yd. TD run was the longest by a 49ers rookie since WR Brandon Aiyuk had a 38-yd. rushing TD vs. Phi. (10/4/20).
- Rushed for 42 yds. on 17 carries along with 11 rec. yds. on 2 receipts. in his first NFL start at Phi. (9/19).
- Rushed for 107 yds. and 1 TD on 18 carries (5.9 avg.) vs. Ind. (10/24), marking his 2nd career 100-yd. game [104 yds. at Det. (9/12)]. Became 1 of 4 rookies in franchise history, and the first since 1961, to have 2-or-more games with 100-or-more rushing yds. [Billy Kilmer - 3 games (1961), Hugh McElhenny - 2 games (1952) & Joe Perry - 2 games (1950)].

2021 (CONTINUED)

- Registered 18 carries for a career-high 137 yds. and 1 TD at Chi. (10/31), giving him 3 rushing TDs on the season and 1 rushing TD in consecutive games.
- Became the first member of the 49ers to rush for 100-or-more yds. in back-to-back games since RB Matt Breida had back-to-back games with 100-plus rush yds. in Weeks 10 & 12 of the 2018 season (Week 11 Bye). Also became just the 2nd 49ers rookie in franchise history to rush for 100-or-more yds. in back-to-back games and 3 times in a season (QB Billy Kilmer - Weeks 3-5 of 1961).
- Registered 27 carries for 91 yds. vs. LAR (11/15), which were the most rushes by a 49ers player since RB Frank Gore had 30 carries vs. Cle. (10/30/11) and the most by a 49ers rookie since RB Maurice Hicks had 34 at Arz. (12/12/04).
- Registered 27 carries for 133 yds. and 1 TD vs. Min. (11/28), while adding 5 receipts. for 35 yds. It also marked his 4th game with 100-or-more rushing yds. on the season [104 at Det. (9/12); 107 vs. Ind. (10/24); 137 at Chi. (10/31)], setting the franchise record for most games with 100-or-more rushing yds. by a rookie in franchise history.
- His 32 total touches were the most by a member of the 49ers in a single game since RB Frank Gore had 32 touches [(28 carries, 4 receipts.) vs. Det. (12/27/09)].
- Registered 22 carries for 66 yds. and 1 TD at Sea. (12/5), giving him rushing TDs in back-to-back games for the second time on the season and 5 rushing TDs on his rookie season. His 5 rushing TDs were the most by a 49ers rookie since RB William Floyd had 6 rushing TDs in 1994.
- Rushed for 119 yds. on 21 carries while adding 2 receipts. for 11 yds. and his first career rec. TD vs. Hou. (1/2/22). Marked his 5th game with 100-or-more rushing yds. on the season a He became 1 of 4 rookie RBs since 1990 to register 100-or-more rushing yds. in at least 5 of his first 10 career games, joining RB Edgerrin James (1999 - 7 games), RB Adrian Peterson (2007 - 6 games) and RB Ezekiel Elliott (2016 - 5 games).
- Rushed for 85 yds. on 21 carries at LAR (1/9/22), where he finished the regular season with 963 rushing yds., which were the most by a rookie in franchise history, and the most by any player since RB Carlos Hyde had 988 rushing yds. in 2016.
- Rushed for 96 yds. and 1 TD on 27 carries at Dal. (1/16/22 - NFC-WC). Became the first 49ers rookie to rush for a TD in the postseason since 2013 and the 4th rookie to rush for a TD in the postseason, while his 27 carries were tied for the 2nd-most in a postseason game in franchise history [Raheem Mostert - 29 vs. GB (1/19/20 - NFC-C) & Ken Willard - 27 at Min. (12/27/70 - NFC-D)].

COLLEGE

Appeared in 42 games (25 starts) in 4 years (2017-20) at Louisiana and recorded 527 carries for 3,267 yds. and 41 TDs to go along with 49 receipts. for 597 yds. and 5 TDs. As a senior in 2020, appeared in 10 games (9 starts) and recorded 141 carries for 878 yds. and 8 TDs and 1 receipt. for 153 yds. and earned First-Team All-Sun Belt Conference honors. Appeared in all 14 games (3 starts) as a junior in 2019 and registered 198 rushes for a career-high 1,147 yds. and 16 TDs to go along with 10 receipts. for 70 yds. and 1 TD and was named First-Team All-Louisiana. Started all 13 games as a sophomore in 2018 and recorded 985 rushing yds. on 146 carries and 13 TDs and 20 receipts. for 349 yds. and 3 TDs. As a freshman in 2017, appeared in 5 games and rushed 42 times for 257 yds. and 4 TDs and added 3 receipts. for 25 yds. and 1 TD through the air.

PERSONAL

- Attended Erath (LA) HS where he recorded 1,903 rushing yds. and 28 TDs his senior season. Finished his high school career with 457 carries for 4,045 yds. and 50 TDs in 3 seasons.
- Majored in general studies at Louisiana.
- Son of Milton and Penny Mitchell.
- Born Elijah Mitchell (5/2/98) in Erath, LA.

INJURY REPORT

- 2021:** Inactive 2 games [vs. GB (9/26) and vs. Sea. (10/3)] with a shoulder injury. Inactive at Jax. (11/21) with a finger injury. Inactive 2 games [at Cin. (12/12) and vs. Atl. (12/19)] with a concussion/knee injury. Inactive at Ten. (12/23) with a knee injury.
- 2022:** Placed on the Injured Reserve List on 9/13 with a knee injury. Placed on the Injured Reserve List on 12/3 with a knee injury. Inactive at Phi. (1/29/23 - NFC-C) with a groin injury.
- 2023:** Inactive 2 games [vs. Arz. (10/1) and vs. Dal. (10/8)] with a knee injury. Inactive 3 games [vs. Sea. (12/10), at Arz. (12/17) and vs. Bal. (12/25)] with a knee injury.

MITCHELL'S GAME-BY-GAME

2021													
Date	Opp	W/L	P/S	Rsh	Yds	Avg	Lg	TD	Rec	Yds	TD		
Sep 12	at Det	W	1/0	19	104	5.5	38t	1	0	0	0		
Sep 19	at Phi	W	1/1	17	42	2.5	10	0	2	11	0		
Sep 26	GB	L	-	-	-INACTIVE (Shoulder)-						-	-	-
Oct 3	Sea	L	-	-	-INACTIVE (Shoulder)-						-	-	-
Oct 10	at Arz	L	1/1	9	43	4.8	14	0	2	19	0		
Oct 24	Ind	L	1/1	18	107	5.9	20	1	0	0	0		
Oct 31	at Chi	W	1/1	18	137	7.6	39	1	0	0	0		
Nov 7	Arz	L	1/1	8	36	4.5	14	0	5	43	0		
Nov 15	LAR	W	1/1	27	91	3.4	17	0	0	0	0		
Nov 21	at Jax	W	-	-	-INACTIVE (Finger)-						-	-	-
Nov 28	Min	W	1/1	27	133	4.9	15	1	5	35	0		
Dec 5	at Sea	L	1/1	22	66	3.0	9	1	3	18	0		
Dec 12	at Cin	W	-	-	-INACTIVE (Concussion/Knee)						-	-	-
Dec 19	Atl	W	-	-	-INACTIVE (Concussion/Knee)						-	-	-
Dec 23	at Ten	L	-	-	-INACTIVE (Knee)-						-	-	-
Jan 2	Hou	W	1/1	21	119	5.7	37	0	2	11	1		
Jan 9	at LAR	W	1/1	21	85	4.0	13	0	0	0	0		
TOTALS			11/10	207	963	4.7	39	5	19	137	1		

2021 Postseason											
Date	Opp	W/L	P/S	Rsh	Yds	Avg	Lg	TD	Rec	Yds	TD
Jan 16	at Dal	W	1/1	27	96	3.6	16	1	1	-11	0
Jan 22	at GB	W	1/1	17	53	3.1	8	0	3	18	0
Jan 30	at LAR	L	1/0	11	20	1.8	9	0	3	50	0
TOTALS			3/2	55	169	3.1	16	1	7	57	0

2022													
Date	Opp	W/L	P/S	Rsh	Yds	Avg	Lg	TD	Rec	Yds	TD		
Sep 11	at Chi	L	1/1	6	41	6.8	16	0	0	0	0		
PLACED ON INJURED RESERVE (Knee) ON 9/13													
Sep 18	Sea	W	-	-	-INJURED RESERVE (Knee)-						-	-	-
Sep 25	at Den	L	-	-	-INJURED RESERVE (Knee)-						-	-	-
Oct 3	LAR	W	-	-	-INJURED RESERVE (Knee)-						-	-	-
Oct 9	at Car	W	-	-	-INJURED RESERVE (Knee)-						-	-	-
Oct 16	at Atl	L	-	-	-INJURED RESERVE (Knee)-						-	-	-
Oct 23	KC	L	-	-	-INJURED RESERVE (Knee)-						-	-	-
Oct 30	at LAR	W	-	-	-INJURED RESERVE (Knee)-						-	-	-
ACTIVATED FROM INJURED RESERVE ON 11/12													
Nov 13	LAC	W	1/0	18	89	4.9	12	0	1	-1	0		
Nov 21	at Arz	W	1/0	9	59	6.6	19	0	0	0	0		
Nov 27	NO	W	1/0	7	35	5.0	12	0	2	8	0		
PLACED ON INJURED RESERVE (Knee) ON 12/3													
Dec 4	Mia	W	-	-	-INJURED RESERVE (Knee)-						-	-	-
Dec 11	TB	W	-	-	-INJURED RESERVE (Knee)-						-	-	-
Dec 15	at Sea	W	-	-	-INJURED RESERVE (Knee)-						-	-	-
Dec 24	Was	W	-	-	-INJURED RESERVE (Knee)-						-	-	-
Jan 1	at LV	W	-	-	-INJURED RESERVE (Knee)-						-	-	-
Jan 8	Arz	W	1/0	5	55	11.0	37	2	0	0	0		
TOTALS			5/1	45	279	6.2	37	2	3	7	0		

2022 Postseason													
Date	Opp	W/L	P/S	Rsh	Yds	Avg	Lg	TD	Rec	Yds	TD		
Jan 14	Sea	W	1/0	9	2	0.2	4	0	2	25	1		
Jan 22	Dal	W	1/0	14	51	3.6	13	0	0	0	0		
Jan 29	at Phi	L	-	-	-INACTIVE (Groin)-						-	-	-
TOTALS			2/0	23	53	2.3	13	0	2	25	1		

2023													
Date	Opp	W/L	P/S	Rsh	Yds	Avg	Lg	TD	Rec	Yds	TD		
Sep 10	at Pit	W	1/0	5	10	2.0	4	0	0	0	0		
Sep 17	at LAR	W	-	-	-DID NOT PLAY						-	-	-
Sep 21	NYG	W	1/0	11	42	3.8	18	0	3	2	0		
Oct 1	Arz	W	-	-	-INACTIVE (Knee)						-	-	-
Oct 8	Dal	W	-	-	-INACTIVE (Knee)						-	-	-
Oct 15	at Cle	L	1/0	2	-3	-1.5	0	0	0	0	0		
Oct 23	at Min	L	1/0	1	-1	-1.0	-1	0	0	0	0		
Oct 29	Cin	L	1/0	3	2	0.7	5	0	0	0	0		
Nov 12	at Jax	W	1/0	8	23	2.9	8	0	0	0	0		
Nov 19	TB	W	1/0	4	24	6.0	13	0	0	0	0		
Nov 23	at Sea	W	1/0	7	39	5.6	13	0	1	-3	0		
Dec 3	at Phi	W	1/0	3	13	4.3	11	0	0	0	0		
Dec 10	Sea	W	-	-	-INACTIVE (Knee)						-	-	-
Dec 17	at Arz	W	-	-	-INACTIVE (Knee)						-	-	-
Dec 25	Bal	L	-	-	-INACTIVE (Knee)						-	-	-
Dec 31	at Was	W	1/0	17	80	4.7	15	1	0	0	0		
Jan 7	LAR	L	1/1	14	52	3.7	14	1	2	15	0		
TOTALS			11/1	75	281	3.7	18	2	6	14	0		

2023 Postseason											
Date	Opp	W/L	P/S	Rsh	Yds	Avg	Lg	TD	Rec	Yds	TD
Jan 20	GB	W	1/0	0	0	0	-	0	0	0	0
Jan 28	Det	W	1/0	4	7	1.8	3t	1	0	0	0
Feb 11	at KC	L	1/0	2	8	4.0	7	0	0	0	0
TOTALS			3/0	6	15	1.9	7	1	0	0	0



JAKE MOODY

4

K * 6-1 * 210 * MICHIGAN

11.23.99 * NORTHVILLE, MI * 2ND YEAR * ACQUIRED D-3B IN '23

AWARDS AND HONORS

2023: PFWA All-Rookie Team

CAREER HIGHLIGHTS

- With 9 points at Arz. (12/17/23), Moody set the franchise's rookie record for most points scored in a single season [Doug Brien - 107 points; Wade Richey - 103 points; Roger Craig - 72 points].

MOST POINTS SCORED BY A ROOKIE IN A SINGLE SEASON, FRANCHISE HISTORY

	<u>Player</u>	<u>Year</u>	<u>Points</u>
1.	Jake Moody	2023	123
2.	Doug Brien	1994	105
3.	Wade Richey	1997	103
4.	Roger Craig	1983	72

MOODY'S GOLDEN NUGGETS

- Was a two-year starter on Northville (MI) HS's baseball team playing third base and pitcher. He clocked in the low 80s from the mound and was a career .300 hitter.
- Played soccer until he was 11 years old and began kicking footballs in the sixth grade.
- Once met his idol, NFL K Matt Prater at a Detroit pizza parlor and was so excited to meet Prater that he blew off HOF WR Calvin Johnson, who eventually introduced himself during the conversation.

GOLDMINE

- In March of 2023 while preparing for the NFL draft, Moody took time to visit his former elementary school to read to 3rd, 4th and 5th grade students.



- During the 2022 college football season, Moody set out to raise \$25,000 for the University of Michigan Health C.S. Mott Children's Hospital in support of innovative and groundbreaking pediatric cancer research through 'Money Moody's Good for 3' Campaign. Good for 3 had a weekly sponsor that donated \$300 for every field goal Moody made during that particular game of the season. He also challenged fans to donate on game days to double or even triple the impact of the gifts made by sponsors. By the end of the season, Moody had exceeded his goal.



MOODY'S CAREER STATISTICS

YEAR	TEAM	G	XP	XPA	PCT	FG	FGA	PCT	BLK	LG	PTS
2023	SF	17	60	61	98.4	21	25	84.0	0	57	123
TOTALS		17	60	61	98.4	21	25	84.0	0	57	123

PLAYOFFS

YEAR	TEAM	G	XP	XPA	PCT	FG	FGA	PCT	BLK	LG	PTS
2023	SF	3	8	9	88.9	6	8	75.0	1	55	26
TOTALS		3	8	9	88.9	6	8	75.0	1	55	26

Milestones:

NFL Debut: at Pit. (9/10/23); **First FG:** Regular Season – at Pit. (9/10/23); Postseason – vs. GB (1/20/24); **First PAT:** Regular Season – at Pit. (9/10/23); Postseason – vs. GB (1/20/24)

MOODY'S CAREER FIELD GOAL STATISTICS

YEAR	TEAM	1-19	PCT	20-29	PCT	30-39	PCT	40-49	PCT	50+	PCT	TOT
2023	SF	0/0	–	7/7	100.0	8/9	88.9	4/6	66.7	2/3	66.7	21/25
TOTALS		0/0	–	7/7	100.0	8/9	88.9	4/6	66.7	2/3	66.7	21/25

PLAYOFFS

YEAR	TEAM	1-19	PCT	20-29	PCT	30-39	PCT	40-49	PCT	50+	PCT	TOT
2023	SF	0/0	–	1/1	100.0	1/1	–	1/3	33.3	3/3	100.0	6/8
TOTALS		0/0	–	1/1	100.0	1/1	–	1/3	33.3	3/3	100.0	6/8

MOODY'S TRANSACTIONS

Originally the second of three 3rd-round (99th overall) draft choices by SF in 2023.

2023

- Appeared in 17 games and completed 42 of his 50 FGAs and made 60 of his 61 PATs. Also appeared in all 3 postseason games and connected on 12 of his 16 FGAs and 8 of his 9 PATs.
- Connected on each of his 3 FGAs (41, 35 & 40) and made all 3 of his PAT attempts at Pit. (9/10).
- Connected on each of his 3 FGAs (27, 57 & 26) and made all 3 of his PATs at LAR (9/17).
- Moody's 57-yd. FG was the 2nd-longest FG in franchise history and the longest FG by a rookie in franchise history.
- Connected on each of his 3 FGAs (28, 21 & 36) and made all 3 of his PATs vs. NYG (9/21).
- Connected on 1 of his 2 FGAs, including a 55-yd. made FG, and both of his PATs at Min. (10/23).
- With a 55-yd. FGM at Min. (10/23/23) and a 57-yd. FGM at LAR (9/17/23), Moody joined former K Phil Dawson and former K David Akers as the only kickers in 49ers franchise history to connect on 2-or-more FGs of 55-or-more yds. in a single season.
- Connected on both of his FGAs (39 and 35 yds.) and all 4 of his PATs at Jax. (11/12).
- Connected on both of his FGAs (37 and 28 yds.) and all 3 of his PATs vs. TB (11/19).
- Connected on a 32-yd. FGA and all 4 of his PATs at Sea. (11/23).
- Connected on a 43-yd. FG and all 6 of his PATs at Arz. (12/17).
- Connected on a 45-yd. FG and both of his PATs vs. Bal. (12/25).
- Connected on both of his FGAs (38, 22) and all 3 of his PATs at Was. (12/31).

MOST CONSECUTIVE MADE PATS BY A ROOKIE, NFL HISTORY

	<u>Player</u>	<u>PATs</u>	<u>Season</u>
1.	Jake Moody, SF	60	2023
2.	Cody Parkey, Phi.	54	2014
3.	Nick Folk, Dal.	53	2007
4t.	Mick Luckhurst, Atl.	51	1981
	Kevin Butler, Chi.	51	1985

- Moody's 52-yd. FG vs. GB (1/20/24 - NFC-D) marked his first career playoff FG and the longest playoff FG by a 49ers player since K Robbie Gould connected on a 50-yd. FG vs. Dal. (1/22/23 - NFC-D).

LONGEST MADE FG IN THE PLAYOFFS, FRANCHISE HISTORY

	<u>Player</u>	<u>Date</u>	<u>Yds.</u>
1.	Jake Moody	at KC (2/11/24 - SB LVIII)	55
2.	Robbie Gould	vs. GB (1/19/20 - NFC-C)	54
3t.	Jake Moody	at KC (2/11/24 - SB LVIII)	53
	Robbie Gould	at Dal. (1/16/22 - NFC-WC)	53
5t.	Jake Moody	vs. GB (1/20/24 - NFC-D)	52
	Robbie Gould	at Dal. (1/16/22 - NFC - WC)	52

2023 (CONTINUED)

- Connected on each of his 3 FGs (55, 53 & 27) and 1 of his 2 PATs at KC (2/11/24 - SBLVIII).
- Moody's 55-yd. FG marked the 2nd-longest FGM in Super Bowl history.

LONGEST MADE FG IN THE SUPER BOWL, NFL HISTORY

	<u>Player</u>	<u>Date</u>	<u>Yds.</u>
1.	Harrison Butker, KC	2/11/24 - SB XLIII	57
2.	Jake Moody, SF	2/11/24 - SB XLIII	55
3.	Steve Christie, Buf.	1/30/94 - SB XXVIII	54
4.	Greg Zuerlein, LAR	2/3/19 - SB XXXVI	53
5t.	Harrison Butker, KC	2/7/21 - SV LV	52
	Ryan Succop, TB	2/7/21 - SB LV	52

COLLEGE

- Appeared in 60 games in five years (2018-22) at Michigan and converted 69 of 84 FGAs (82.1%) as well as all 148 of his PATs for 355 total points. Set Michigan records in games played (60) and points (355). Earned Second-Team All-American honors and First-Team All-Big Ten honors in 2022 after he appeared in 13 games and converted 29 of 35 FGAs and all 60 of his PATs for 147 points. Won the Lou Groza Award and earned First-Team All-American honors and First-Team All-Big Ten honors in 2021, appeared in all 14 games and converted 23 of 25 FGAs and all 56 of his PATs for 125 points. As a junior in 2020, converted all 9 of his PATs and 1 of 4 FGAs for 12 points. As a sophomore in 2019, appeared in all 13 games as a kickoff specialist. Also converted all 18 PATs and 5 of 8 FGAs for 31 points. As a freshman in 2018, appeared in all 13 games as a kickoff specialist and converted 10 of 11 FGAs and all 5 of his PATs for 35 points.

PERSONAL

- Attended Northville (MI) HS where he was a four-year letterman on the football team.
- Majored in sports management at Michigan.
- Born Jake Donovan Moody on 11/23/99 in Northville, MI.
- Son of Chad and Lisa Moody. Has one sister, Jessica.

MOODY'S GAME-BY-GAME

2023

Date	Opp	W/L	Pts	XP-XPA	FG-FGA	Kick-By-Kick
Sep 10	at Pit	W	12	3-3	3-3	41, 32, 40
Sep 17	at LAR	W	12	3-3	3-3	27, 57, 26
Sep 21	NYG	W	12	3-3	3-3	28, 21, 36
Oct 1	Arz	W	5	5-5	0-0	-
Oct 8	Dal	W	6	6-6	0-0	-
Oct 15	at Cle	L	5	2-2	1-3	54N, 25, 41N
Oct 23	at Min	L	5	2-2	1-2	40N, 55
Oct 29	Cin	L	5	2-2	1-1	36
Nov 12	at Jax	W	10	4-4	2-2	39, 35
Nov 19	TB	W	9	3-3	2-2	37, 28
Nov 23	at Sea	W	7	4-4	1-1	32
Dec 3	at Phi	W	6	6-6	0-0	-
Dec 10	Sea	W	4	4-4	0-0	-
Dec 17	at Arz	W	9	6-6	1-1	43
Dec 25	Bal	L	5	2-2	1-1	45
Dec 31	at Was	W	9	3-3	2-2	38, 22
Jan 7	LAR	L	2	2-3	0-1	38RU
TOTALS			123	60-61	21-25	Long: 57

2023 Postseason

Date	Opp	W/L	Pts	XP-XPA	FG-FGA	Kick-By-Kick
Jan 20	GB	W	6	3-3	1-2	48B, 52
Jan 28	Det	W	10	4-4	2-3	48WR, 43, 33
Feb 11	at KC	L	10	1-2	3-3	55, 53, 27
TOTALS			26	8-9	6-8	Long: 55



JAYLON MOORE

76

OL * 6-4 * 311 * WESTERN MICHIGAN

1.9.98 * DETROIT, MI * 4TH YEAR * ACQUIRED D-5A IN '21

GOLDMINE

- While at Western Michigan, Moore played behind Chukwuma Okorafor, who was drafted himself by the Pittsburgh Steelers in the 3rd round (92nd overall) of the 2018 NFL Draft. Okorafor helped Moore's transition from defensive to offensive line. Said Moore about his time with Okorafor, "He taught me a lot. Just watching him, I feel like I'm more comfortable to have seen what he's done and where he's at now, and everything that he's taught me as far as understanding coverages, understanding spacing and just getting to the right spots at the right time."
- Moore was invited and attended the 2021 Reese's Senior Bowl in Mobile, AL. He, along with former WMU teammate D'Wayne Eskridge (pictured below), were part of the National Team. Moore and Eskridge will see each other twice a year as Eskridge was drafted in the 2nd round (56th overall) of the 2021 NFL Draft by the Seattle Seahawks.

MOORE'S GOLDEN NUGGETS

- Gained 25 pounds his senior season at Consortium College Prep (Detroit, MI) to transition from tight end to the offensive line. Western Michigan's head coach at the time, P.J. Fleck, saw him make the transition to offensive line his senior year, leaving his impression on Fleck as a "hidden gem."
- State of Michigan football is in his family as his cousin, Timothy Ford, played at Siena Heights University.



MOORE'S CAREER STATISTICS

GAMES/STARTS – 40/7: 2021 (7/3); 2022 (17/2); 2023 (16/2)

POSTSEASON GAMES/STARTS – 6/0: 2021 (0/0); 2022 (3/0); 2023 (3/0)

Milestones:

NFL Debut: at Det. (9/12/21); **First Start:** vs. Ind. (10/24/21)

MOORE'S TRANSACTIONS

Originally the first of three 5th-round (155th overall) draft choices by SF in 2021.



2023

- Appeared in 16 games (2 starts) as well as 3 postseason games.

2022

- Appeared in all 17 games (2 starts) as well as all 3 postseason games.
- Helped allow zero sacks on 27 pass attempts by QB Jimmy Garoppolo vs. LAR (10/3).
- Helped allow zero sacks on 41 pass attempts by QB Jimmy Garoppolo at Atl. (10/16).

2021

- Appeared in 7 games (3 starts) on the offensive line and special teams.
- Made first career NFL start vs. Ind. (10/24).

COLLEGE


Appeared in 36 games (26 starts) in five years (2016-20) at Western Michigan. Played in all 6 games as a redshirt senior in 2020 and blocked for a WMU offense that ranked fourth in the MAC in yds. per game (479.7). Started all 13 games in 2019 and helped the Broncos finish with a top-three MAC ranking in total offensive yds. per game (445.7). Started all 13 games in 2018 and was part of an offensive line that allowed the 2nd-fewest sacks allowed per game (1.54 avg.) in the MAC. Appeared in 5 games in 2017 as a redshirt freshman. Did not see game action in 2016.

PERSONAL

- Attended Consortium College Prep (Detroit, MI) where he played on the offensive and defensive line, as well as tight end.
- Son of Latisha Price and James Moore.
- Majored in finance at Western Michigan.
- Born Jaylon Moore (1/9/98) in Detroit, MI.

INJURY REPORT

2023: Inactive at Was. (12/31) with a concussion.



GEORGE ODUM

30

S * 6-1 * 202 * CENTRAL ARKANSAS

11.3.93 * MILLINGTON, TN * 7TH YEAR * ACQUIRED FA IN '22

AWARDS & HONORS

2020: AP First-Team All-Pro, PFWA All-NFL Team

2022: AP Second-Team All-Pro

CAREER HIGHLIGHTS


- Tallied 76 special teams tackles since entering the NFL in 2018, the most in the NFL during that span (2018-23).

GOLDMINE

- During Odum's time in the NFL, he's supported a variety of causes by wearing custom cleats as a part of the NFL's annual My Cause, My Cleats campaign. Odum's organizations throughout the years include the United Way of Central Arkansas (2018-19) and Wheeler Mission Ministries (2020-21). The central theme of Odum's efforts is to help combat homelessness.
- In 2019, Odum, his Colts teammates and 150 volunteers worked together to build a playground at an Indianapolis public school. Students at Francis W. Parker Elementary were shocked to see members of the Colts construct a brand new playground in just 5 hours. The school also received a new outdoor classroom along with other building-wide improvements.



ODUM'S GOLDEN NUGGET

 In fall of 2018, Odum returned to Millington Central (TN) HS to have his #5 jersey retired. Odum became just the fifth player in school history to have his jersey retired. He made an impact in all three phases while at Millington Central as he was named AAA-6A All-Region twice as both a DB and punt returner. Odum also lined up at WR on offense. When he wasn't on the football field, the two-time sectional qualifier took on the triple jump and sprinted for Millington Central's track & field team.

ODUM'S CAREER STATISTICS

YEAR	TEAM	GP	GS	TACKLES					INTERCEPTIONS					FUMBLES		
				TOT	SOL	AST	SACKS	YDS	INT	YDS	LG	TD	PD	FF	FR	YDS
2018	IND	16	2	28	19	9	0.0	0.0	1	14	14	0	2	0	0	0
2019	IND	16	1	31	26	5	0.0	0.0	0	0	–	0	0	2	1	0
2020	IND	16	0	1	0	1	0.0	0.0	0	0	–	0	0	1	0	0
2021	IND	17	7	45	36	9	0.0	0.0	1	21	21	0	2	1	1	0
2022	SF	17	0	1	1	0	0.0	0.0	1	25	25	0	1	0	0	0
2023	SF	11	0	2	1	1	0.0	0.0	0	0	–	0	0	0	0	0
TOTALS		93	10	108	83	25	0.0	0.0	3	60	25	0	5	4	2	0

PLAYOFFS

YEAR	TEAM	GP	GS	TACKLES					INTERCEPTIONS					FUMBLES		
				TOT	SOL	AST	SACKS	YDS	INT	YDS	LG	TD	PD	FF	FR	YDS
2018	IND	2	0	2	2	0	0.0	0.0	0	0	–	0	0	0	0	0
2020	IND	1	0	0	0	0	0.0	0.0	0	0	–	0	0	0	0	0
2022	SF	3	0	0	0	0	0.0	0.0	0	0	–	0	0	0	0	0
2023	SF	3	0	0	0	0	0.0	0.0	0	0	–	0	0	0	0	0
TOTALS		9	0	2	2	0	0.0	0.0	0	0	–	0	0	0	0	0

Additional Statistics:

Special Teams Tackles – 76: 2018 (9); 2019 (6); 2020 (20); 2021 (10); 2022 (21); 2023 (10); **Postseason – 4:** 2018 (3); 2023 (1)

Special Teams Forced Fumbles – 2: 2020 (1); 2021 (1)

Special Teams Fumble Recoveries – 1: 2019 (1)

Milestones:

NFL Debut: vs. Cin. (9/9/18); **First Start:** vs. Ten. (11/18/18); **First INT:** Regular Season – vs. Dal. (12/26/18 – QB Dak Prescott); **First FR:** Regular Season – vs. NYJ (11/4/21); **First FF:** Regular Season – at KC (10/6/19)

ODUM'S CAREER HIGHS

Total Tackles: Regular Season – 9 vs. NYG (12/23/18); Postseason – 1 (2 times) Last at KC (1/12/19)

Solo: Regular Season – 7 at Arz. (12/25/21); Postseason – 1 (2 times) Last at KC (1/12/19)

Assists: Regular Season – 5 vs. NYG (12/23/18)

Passes Defensed: Regular Season – 1 (4 times) at Arz. (12/25/21)

Interceptions: Regular Season – 1 (3 times) Last vs. Arz. (1/8/23)

Interception Yards: Regular Season – 25 vs. Arz. (1/8/23)

Long Interception Return: Regular Season – 25 vs. Arz. (1/8/23)

Fumble Recoveries: Regular Season – 1 vs. NYJ (11/4/21)

Forced Fumbles: Regular Season – 1 (2 times) Last at TB (12/8/19)

ODUM'S TRANSACTIONS

Originally signed as an undrafted free agent by Ind. on 5/1/18...Re-Signed with Ind. on a one-year deal on 4/19/21...Signed a three-year deal with SF on 3/22/22... Placed on the Injured Reserve List on 11/27/23...Activated from the Injured Reserve List on 1/20/24.

2023 (SAN FRANCISCO)

- Appeared in 11 games and registered 2 tackles. Also, appeared in all 3 postseason contests.

2022 (SAN FRANCISCO)

- Appeared in all 17 games and registered 1 tackle and 1 INT returned for 25 yds. Also appeared in all 3 postseason games.
- Registered an NFL-high 21 ST tackles in 2022, marking his 2nd time leading the NFL in special teams tackles (20 ST tackles in 2020).
- Registered 3 special teams tackles vs. Arz. (1/8/23), giving him an NFL-high 21 on the season. His 21 special teams tackles were the most by a member of the 49ers since at least 2001 and is 1 of 3 members of the 49ers to register 20-or-more special teams tackles in a single season since 2001 [LB NaVorro Bowman (2010) - 20 tackles, RB Terry Jackson (2003) - 20 tackles].
- Also registered 1 INT of Cardinals QB Trace McSorley, marking his first INT of the season, 3rd of his career and first since 11/21/21 at Buf. as a member of the Indianapolis Colts.

MOST SPECIAL TEAMS TACKLES IN THE NFL, 2022		
	Player	Tackles
1.	George Odum, SF	21
2t.	Caleb Johnson, Jax.	16
	Joe Jones, Ten.	16
	Jeremy Reaves, Was.	16
5.	Demetrius Flannigan-Fowles, SF	15

2021 (INDIANAPOLIS)

- Appeared in all 17 games (7 starts) and recorded 45 tackles, 1 INT, 1 FR and 2 PDs. Also registered 10 tackles and 1 FF on special teams.
- Recorded 6 tackles and recovered a Jets RB Ty Johnson fumble vs. NYJ (11/4), marking the first FR of his career.
- Notched 4 tackles and 1 INT of Bills QB Josh Allen at Buf. (11/21/21), marking his first INT of the season and 2nd of his career.
- Forced a Patriots WR Gunnar Olszewski fumble following a punt vs. NE (12/18).

2020 (INDIANAPOLIS)

- Appeared in all 16 games and recorded 1 tackle. Tallied a league-leading 20 tackles on special teams and forced 1 fumble. Also appeared in the team's AFC Wild Card Game at Buf. (1/9/21 - AFC-WC).
- Forced a Lions RB Jamal Agnew fumble following a punt at Det. (11/1).

2019 (INDIANAPOLIS)

- Played in all 16 games (1 start) and registered 31 tackles and 2 FFs. Also tallied 6 tackles and 1 FR on special teams.
- Recovered a Chargers DB Desmond King fumble following a punt at LAC (9/8).
- Registered 6 tackles and 1 FF of Chiefs RB LeSean McCoy at KC (10/6).
- Tallied 5 tackles and 1 FF of Buccaneers RB Dare Ogunbowale at TB (12/8).

2018 (INDIANAPOLIS)

- Appeared in all 16 games (2 starts) and registered 28 tackles, 2 PDs, 1 INT on defense and 9 tackles on special teams. Also appeared in both postseason games and recorded 2 tackles.
- Registered 6 tackles in his first career NFL start vs. Ten. (11/18).
- Intercepted Cowboys QB Dak Prescott for a 14-yd. return vs. Dal. (12/26), marking the first INT of his career.

COLLEGE

Appeared in 48 games (39 starts) and recorded 350 tackles, 13 PDs, 6.5 sacks, 2 INTs, including 1 returned for a TD, 6 FFs, 4 FRs and 3 blocked kicks during his time at Central Arkansas. As a senior in 2017, was named the Southland Conference Defensive Player of the Year and an FCS All-American after registering 120 tackles, 4.0 sacks, 2 PDs, 1 FF and 1 FR over 12 starts. In 2016, started all 13 games and was named All-SLC after totaling 86 tackles, 2.5 sacks, 4 PDs, 4 FFs, 2 FRs, 1 INT and 2 blocked kicks. As a sophomore in 2015, started all 11 games and finished with 67 tackles, 1 FR and 3 PDs. In 2014, appeared in 12 games (3 starts) and recorded 77 tackles, 1 INT, 1 FF, 4 PDs, 1 blocked kick and 1 punt returned for a TD. Redshirted as a true freshman in 2013.

PERSONAL

- Attended Millington Central (TN) HS, where he played both WR and DB and returned kicks. Was a team captain and also competed in Track & Field.
- Played in the 2012 Tennessee vs. Kentucky National Guard All-Star Game and the 2012 AutoZone Liberty Bowl All-Star game.
- Born George Odum (11/3/93) in Millington, TN.

ODUM'S GAME-BY-GAME

2018 (Indianapolis)

Date	Opp	W/L	P/S	Tot	Sol	Ast	Sk	Yds	Int	Yds	PD	FF	FR	Yds
Sep 9	Cin	L	1/0	0	0	0	0.0	0.0	0	0	0	0	0	0
Sep 16	at Was	W	1/0	0	0	0	0.0	0.0	0	0	0	0	0	0
Sep 23	at Phi	L	1/0	0	0	0	0.0	0.0	0	0	0	0	0	0
Sep 30	Hou	L	1/0	0	0	0	0.0	0.0	0	0	0	0	0	0
Oct 4	at NE	L	1/0	0	0	0	0.0	0.0	0	0	0	0	0	0
Oct 14	at NYJ	L	1/0	0	0	0	0.0	0.0	0	0	0	0	0	0
Oct 21	Buf	W	1/0	0	0	0	0.0	0.0	0	0	0	0	0	0
Oct 28	at Oak	W	1/0	0	0	0	0.0	0.0	0	0	0	0	0	0
Nov 11	Jax	W	1/0	1	1	0	0.0	0.0	0	0	0	0	0	0
Nov 18	Ten	W	1/1	6	4	2	0.0	0.0	0	0	0	0	0	0
Nov 25	Mia	W	1/0	0	0	0	0.0	0.0	0	0	0	0	0	0
Dec 2	at Jax	L	1/0	0	0	0	0.0	0.0	0	0	0	0	0	0
Dec 9	at Hou	W	1/0	2	2	0	0.0	0.0	0	0	0	0	0	0
Dec 16	Dal	W	1/0	5	5	0	0.0	0.0	1	14	1	0	0	0
Dec 23	NYG	W	1/0	9	4	5	0.0	0.0	0	0	0	0	0	0
Dec 30	at Ten	W	1/1	5	3	2	0.0	0.0	0	0	1	0	0	0
TOTALS			16/2	28	19	9	0.0	0.0	1	14	2	0	0	0

2018 Postseason (Indianapolis)

Date	Opp	W/L	P/S	Tot	Sol	Ast	Sk	Yds	Int	Yds	PD	FF	FR	Yds
Jan 5	at Hou	W	1/0	1	1	0	0.0	0.0	0	0	0	0	0	0
Jan 12	at KC	L	1/0	1	1	0	0.0	0.0	0	0	0	0	0	0
TOTALS			2/0	2	2	0	0.0	0.0	0	0	0	0	0	0

2019 (Indianapolis)

Date	Opp	W/L	P/S	Tot	Sol	Ast	Sk	Yds	Int	Yds	PD	FF	FR	Yds
Sep 8	at LAC	W	1/0	0	0	0	0.0	0.0	0	0	0	0	0	0
Sep 15	at Ten	W	1/0	0	0	0	0.0	0.0	0	0	0	0	0	0
Sep 22	Atl	W	1/0	0	0	0	0.0	0.0	0	0	0	0	0	0
Sep 29	Oak	W	1/1	0	0	0	0.0	0.0	0	0	0	0	0	0
Oct 6	at KC	W	1/0	6	6	0	0.0	0.0	0	0	0	1	0	0
Oct 20	Hou	W	1/0	5	4	1	0.0	0.0	0	0	0	0	0	0
Oct 27	Den	W	1/0	1	0	1	0.0	0.0	0	0	0	0	0	0
Nov 3	at Pit	W	1/0	2	2	0	0.0	0.0	0	0	0	0	0	0
Nov 10	Mia	L	1/0	4	1	3	0.0	0.0	0	0	0	0	0	0
Nov 17	Jax	W	1/0	0	0	0	0.0	0.0	0	0	0	0	0	0
Nov 21	at Hou	W	1/0	1	1	0	0.0	0.0	0	0	0	0	0	0
Dec 1	Ten	L	1/0	2	2	0	0.0	0.0	0	0	0	0	0	0
Dec 8	at TB	W	1/0	5	5	0	0.0	0.0	0	0	0	1	0	0
Dec 16	at NO	L	1/0	1	1	0	0.0	0.0	0	0	0	0	0	0
Dec 22	Car	W	1/0	2	2	0	0.0	0.0	0	0	0	0	0	0
Dec 29	at Jax	W	1/0	2	2	0	0.0	0.0	0	0	0	0	0	0
TOTALS			16/1	31	26	5	0.0	0.0	0	0	0	2	0	0

2020 (Indianapolis)

Date	Opp	W/L	P/S	Tot	Sol	Ast	Sk	Yds	Int	Yds	PD	FF	FR	Yds
Sep 13	at Jax	L	1/0	0	0	0	0.0	0.0	0	0	0	0	0	0
Sep 20	Min	W	1/0	0	0	0	0.0	0.0	0	0	0	0	0	0
Sep 27	NYJ	W	1/0	0	0	0	0.0	0.0	0	0	0	0	0	0
Oct 4	at Chi	W	1/0	0	0	0	0.0	0.0	0	0	0	0	0	0
Oct 11	at Cle	L	1/0	0	0	0	0.0	0.0	0	0	0	0	0	0
Oct 18	Cin	W	1/0	0	0	0	0.0	0.0	0	0	0	0	0	0
Nov 1	at Det	W	1/0	0	0	0	0.0	0.0	0	0	0	0	0	0
Nov 8	Bal	L	1/0	1	0	1	0.0	0.0	0	0	0	0	0	0
Nov 12	at Ten	W	1/0	0	0	0	0.0	0.0	0	0	0	0	0	0
Nov 22	GB	W	1/0	0	0	0	0.0	0.0	0	0	0	0	0	0
Nov 29	Ten	L	1/0	0	0	0	0.0	0.0	0	0	0	0	0	0
Dec 6	at Hou	W	1/0	0	0	0	0.0	0.0	0	0	0	0	0	0
Dec 13	at LV	W	1/0	0	0	0	0.0	0.0	0	0	0	0	0	0
Dec 20	Hou	W	1/0	0	0	0	0.0	0.0	0	0	0	0	0	0
Dec 27	at Pit	L	1/0	0	0	0	0.0	0.0	0	0	0	0	0	0
Jan 3	Jax	W	1/0	0	0	0	0.0	0.0	0	0	0	0	0	0
TOTALS			16/0	1	0	1	0.0	0.0	0	0	0	0	0	0

2020 Postseason (Indianapolis)

Date	Opp	W/L	P/S	Tot	Sol	Ast	Sk	Yds	Int	Yds	PD	FF	FR	Yds
Jan 9	at Buf	L	1/0	0	0	0	0.0	0.0	0	0	0	0	0	0
TOTALS			1/0	0	0	0	0.0	0.0	0	0	0	0	0	0

2021 (Indianapolis)

Date	Opp	W/L	P/S	Tot	Sol	Ast	Sk	Yds	Int	Yds	PD	FF	FR	Yds
Sep 12	Sea	L	1/0	0	0	0	0.0	0.0	0	0	0	0	0	0
Sep 19	LAR	L	1/0	0	0	0	0.0	0.0	0	0	0	0	0	0
Sep 26	at Ten	L	1/0	0	0	0	0.0	0.0	0	0	0	0	0	0
Oct 3	at Mia	W	1/0	0	0	0	0.0	0.0	0	0	0	0	0	0
Oct 11	at Bal	L	1/0	0	0	0	0.0	0.0	0	0	0	0	0	0
Oct 17	Hou	W	1/0	0	0	0	0.0	0.0	0	0	0	0	0	0
Oct 24	at SF	W	1/0	2	1	1	0.0	0.0	0	0	0	0	0	0
Oct 31	Ten	L	1/0	5	5	0	0.0	0.0	0	0	0	0	0	0
Nov 4	NYJ	W	1/1	6	5	1	0.0	0.0	0	0	0	0	1	0
Nov 15	Jax	W	1/1	5	4	1	0.0	0.0	0	0	0	0	0	0
Nov 21	at Buf	W	1/1	4	4	0	0.0	0.0	1	21	1	0	0	0
Nov 28	TB	L	1/1	7	3	4	0.0	0.0	0	0	0	0	0	0
Dec 5	at Hou	W	1/0	2	2	0	0.0	0.0	0	0	0	0	0	0
Dec 18	NE	W	1/0	0	0	0	0.0	0.0	0	0	0	0	0	0
Dec 25	at Arz	W	1/1	8	7	1	0.0	0.0	0	0	1	0	0	0
Jan 2	LV	L	1/1	5	4	1	0.0	0.0	0	0	0	0	0	0
Jan 9	at Jax	L	1/1	1	1	0	0.0	0.0	0	0	0	0	0	0
TOTALS			17/7	45	36	9	0.0	0.0	1	21	2	0	1	0

2022 (San Francisco)

Date	Opp	W/L	P/S	Tot	Sol	Ast	Sk	Yds	Int	Yds	PD	FF	FR	Yds
Sep 11	at Chi	L	1/0	0	0	0	0.0	0.0	0	0	0	0	0	0
Sep 18	Sea	W	1/0	0	0	0	0.0	0.0	0	0	0	0	0	0
Sep 25	at Den	L	1/0	0	0	0	0.0	0.0	0	0	0	0	0	0
Oct 3	LAR	W	1/0	0	0	0	0.0	0.0	0	0	0	0	0	0
Oct 9	at Car	W	1/0	0	0	0	0.0	0.0	0	0	0	0	0	0
Oct 16	at Atl	L	1/0	0	0	0	0.0	0.0	0	0	0	0	0	0
Oct 23	KC	L	1/0	0	0	0	0.0	0.0	0	0	0	0	0	0
Oct 30	at LAR	W	1/0	0	0	0	0.0	0.0	0	0	0	0	0	0
Nov 13	LAC	W	1/0	0	0	0	0.0	0.0	0	0	0	0	0	0
Nov 21	at Arz	W	1/0	0	0	0	0.0	0.0	0	0	0	0	0	0
Nov 27	NO	W	1/0	0	0	0	0.0	0.0	0	0	0	0	0	0
Dec 4	Mia	W	1/0	0	0	0	0.0	0.0	0	0	0	0	0	0
Dec 11	TB	W	1/0	0	0	0	0.0	0.0	0	0	0	0	0	0
Dec 15	at Sea	W	1/0	0	0	0	0.0	0.0	0	0	0	0	0	0
Dec 24	Was	W	1/0	1	1	0	0.0	0.0	0	0	0	0	0	0
Jan 1	at LV	W	1/0	0	0	0	0.0	0.0	0	0	0	0	0	0
Jan 8	Arz	W	1/0	0	0	0	0.0	0.0	1	25	1	0	0	0
TOTALS			17/0	1	1	0	0.0	0.0	1	25	1	0	0	0

2022 Postseason (San Francisco)

Date	Opp	W/L	P/S	Tot	Sol	Ast	Sk	Yds	Int	Yds	PD	FF	FR	Yds
Jan 14	Sea	W	1/0	0	0	0	0.0	0.0	0	0	0	0	0	0
Jan 22	Dal	W	1/0	0	0	0	0.0	0.0	0	0	0	0	0	0
Jan 29	at Phi	L	1/0	0	0	0	0.0	0.0	0	0	0	0	0	0
TOTALS			3/0	0	0	0	0.0	0.0	0	0	0	0	0	0


ODUM'S GAME-BY-GAME

2023 (San Francisco)

Date	Opp	W/L	P/S	Tot	Sol	Ast	Sk	Yds	Int	Yds	PD	FF	FR	Yds
Sep 10	at Pit	W	1/0	0	0	0	0.0	0.0	0	0	0	0	0	0
Sep 17	at LAR	W	1/0	0	0	0	0.0	0.0	0	0	0	0	0	0
Sep 21	NYG	W	1/0	1	0	1	0.0	0.0	0	0	0	0	0	0
Oct 1	Arz	W	1/0	1	1	0	0.0	0.0	0	0	0	0	0	0
Oct 8	Dal	W	1/0	0	0	0	0.0	0.0	0	0	0	0	0	0
Oct 15	at Cle	L	1/0	0	0	0	0.0	0.0	0	0	0	0	0	0
Oct 23	at Min	L	1/0	0	0	0	0.0	0.0	0	0	0	0	0	0
Oct 29	Cin	L	1/0	0	0	0	0.0	0.0	0	0	0	0	0	0
Nov 12	at Jax	W	1/0	0	0	0	0.0	0.0	0	0	0	0	0	0
Nov 19	TB	W	1/0	0	0	0	0.0	0.0	0	0	0	0	0	0
Nov 23	at Sea	W	1/0	0	0	0	0.0	0.0	0	0	0	0	0	0
PLACED ON INJURED RESERVE (Biceps) ON 11/27														
Dec 3	at Phi	W	-	-	-	-	-	-	-	-	-	-	-	-
Dec 10	Sea	W	-	-	-	-	-	-	-	-	-	-	-	-
Dec 17	at Arz	W	-	-	-	-	-	-	-	-	-	-	-	-
Dec 25	Bal	L	-	-	-	-	-	-	-	-	-	-	-	-
Dec 31	at Was	W	-	-	-	-	-	-	-	-	-	-	-	-
Jan 7	LAR	L	-	-	-	-	-	-	-	-	-	-	-	-
TOTALS			11/0	2	1	1	0.0	0.0	0	0	0	0	0	0

2023 Postseason (San Francisco)

Date	Opp	W/L	P/S	Tot	Sol	Ast	Sk	Yds	Int	Yds	PD	FF	FR	Yds
ACTIVATED FROM INJURED RESERVE (Biceps) ON 1/20														
Jan 20	GB	W	1/0	0	0	0	0.0	0.0	0	0	0	0	0	0
Jan 28	Det	W	1/0	0	0	0	0.0	0.0	0	0	0	0	0	0
Feb 11	at KC	L	1/0	0	0	0	0.0	0.0	0	0	0	0	0	0
TOTALS			3/0	0	0	0	0.0	0.0	0	0	0	0	0	0



SAM OKUAYINONU

67

DL * 6-1 * 269 * MARYLAND

5.1.98 * LOWELL, MA * 2ND YEAR * ACQUIRED FA IN '23

GOLDMINE

- Okuayinonu, a native of Monrovia, Liberia, did not grow up playing football and dreaming of being an NFL player. Instead, he grew up loving the game of soccer, a much more prevalent sport in his home country.
- At the age of 12, he and his family fled from Liberia to the United States to escape the country's civil war, settling in Lowell, Massachusetts. Even after immigrating to the US, his love of American football took a bit longer to develop. It wasn't until his junior year of high school that his cousin introduced him to the game. "I actually quite hated football when I first started playing," Okuayinonu said. "I tried it out my junior year of high school, but I didn't really like it. So, I ended up quitting I think three or four games into the season and went back to playing soccer."
- He decided to give football another try during his senior year, which is when he began to take it seriously and ultimately fell in love with the sport. Okuayinonu instantly found success on the field and decided that he would work hard to play professionally.

OKUAYINONU'S GOLDEN NUGGETS

- Is of Liberian and Nigerian descent.
- Last name is pronounced oh-kwu-AHN-new.
- Okuayinonu has his mother's middle name 'Deakonti' tattooed on his right forearm. In his native language, Bassa, the word means 'Everything has time.' He has used this phrase to remain motivated during difficult times in his life, including the ups and downs of playing professional football.



OKUAYINONU'S CAREER STATISTICS

YEAR	TEAM	GP	GS	TACKLES				YDS	INT	YDS	INTERCEPTIONS		PD	FUMBLES		
				TOT	SOL	AST	SACKS				LG	TD		FF	FR	YDS
2022	Ten	6	0	11	3	8	0.5	4.0	0	0	–	0	0	0	0	0
TOTALS		6	0	11	3	8	0.5	4.0	0	0	–	0	0	0	0	0

Milestones:

NFL Debut: at Was. (10/9/22)

OKUAYINONU'S CAREER HIGHS

Total Tackles: Regular Season – 3 (2 times) Last at GB (11/17/22)
Solo: Regular Season – 2 vs. Den. (11/13/22)

Assists: Regular Season – 3 at GB (11/17/22)
Sacks: Regular Season – 0.5 at Was. (10/9/22)

OKUAYINONU'S TRANSACTIONS

Originally signed as an undrafted free agent with Ten. on 5/13/22...Waived by Ten. on 8/30/22...Signed to Ten. practice squad on 8/31/22...Promoted to Ten. active roster on 10/4/22...Waived by Ten. on 12/6/22...Re-signed to Ten. practice squad on 12/8/22... Promoted to Ten. active roster on 12/29/22...Waived by Ten. on 12/30/22...Re-signed to Ten. practice squad on 1/3/23...Signed to Reserve/Future contract with Ten. on 1/10/23...Waived by Ten. on 8/29/23... Signed to Ten. practice squad on 8/30/23...Released from Ten. practice squad on 8/31/23...Signed to SF practice squad on 1/10/24...Signed to Reserve/Future contract with SF on 2/13/24.

2022 (TENNESSEE)

- Appeared in 6 games and registered 11 tackles and a 0.5 sack.
- Registered a season-high 3 tackles vs. Den. (11/13).
- Registered a season-high 3 tackles and a 0.5 sack on Packers QB Jordan Love at GB (11/17/22).

COLLEGE

Appeared in 28 games (17 starts) in three seasons at Maryland (2019-21) and registered 103 tackles, 14.5 TFLs and 7.5 sacks after spending one year (2017) at Mesabi Range Community College (MN). As a redshirt senior in 2021, received third team All-Big Ten recognition after starting all 12 games and registering 55 tackles, 8.5 TFLs and a team-leading 6.0 sacks. In 2020, appeared in 5 games (4 starts) and registered 17 tackles, 1.5 TFLs and 0.5 sack. As a junior, appeared in 11 games (1 start) and registered 31 tackles, 4.5 TFLs and 1.0 sack. Transferred to Maryland from Mesabi Range Community College. In 2018, was named the Minnesota College Athletic Conference Defensive Player of the Year after starting in all 10 games and registering 62 tackles, 21.5 TFLs, 17.5 sacks, 1 FF and 1 FR.

PERSONAL

- Majored in African-American Studies and Kinesiology.
- Mother is Clara Okuayinonu.
- Attended Lowell (Mass.) High School and was rated a three-star recruit by 247Sports after just one year of football.
- Born Sam Okuayinonu (5/1/1998) in Monrovia, Liberia.

OKUAYINONU'S GAME-BY-GAME

2022 (Tennessee)

Date	Opp	W/L	P/S	Tot	Sol	Ast	Sk	Yds	Int	Yds	PD	FF	FR	Yds
Sep 11	NYG	L	-	-	-	-	-	-	-	-	-	-	-	-
Sep 19	at Buf	L	-	-	-	-	-	-	-	-	-	-	-	-
Sep 25	LV	W	-	-	-	-	-	-	-	-	-	-	-	-
Oct 2	at Ind	W	-	-	-	-	-	-	-	-	-	-	-	-
Oct 9	at Was	W	1	0	0	1	0.5	4.0	0	0	0	0	0	0
Oct 23	Ind	W	-	-	-	-	-	-	-	-	-	-	-	-
Oct 30	at Hou	W	1	0	1	0	0.0	0.0	0	0	0	0	0	0
Nov 6	at KC	L	-	-	-	-	-	-	-	-	-	-	-	-
Nov 13	Den	W	3	2	1	0	0.0	0.0	0	0	0	0	0	0
Nov 17	at GB	W	3	0	3	0	0.5	2.0	0	0	0	0	0	0
Nov 27	Cin	L	2	0	2	0	0.0	0.0	0	0	0	0	0	0
Dec 4	at Phi	L	-	-	-	-	-	-	-	-	-	-	-	-
Dec 11	Jax	L	-	-	-	-	-	-	-	-	-	-	-	-
Dec 18	at LAC	L	-	-	-	-	-	-	-	-	-	-	-	-
Dec 24	Hou	L	-	-	-	-	-	-	-	-	-	-	-	-
Dec 29	Dal	L	1	1	0	0	0.0	0.0	0	0	0	0	0	0
Jan 7	at Jax	L	-	-	-	-	-	-	-	-	-	-	-	-
TOTALS			6/0	1	1	0	0.0	0.0	0	0	0	0	0	0



BRANDON PARKER

75

OL * 6-8 * 320 * NORTH CAROLINA A&T

10.21.95 * KANNAPOLIS, NC * 6TH YEAR * ACQUIRED FA IN '24

GOLDMINE

• Parker's son, Elias, was diagnosed with a rare disease called "MEF2C," which is a genetic mutation. Parker and his family have worked to raise awareness around the disease. They've helped with developing a foundation, the US MEF2C foundation, with the goal of accelerating treatment research. "We realize there may be no cure, but we just want to help other parents with resources," Parker said.

PARKER'S GOLDEN NUGGETS

- Father, Curtis played competitively at North Carolina as an offensive lineman on the men's football team.
- Sister, Jasmine, also played competitively at North Carolina A&T on the women's basketball team

USMEF2CFFOUNDATION

PARKER'S CAREER STATISTICS

GAMES/STARTS – 59/33: 2018 (15/12); 2019 (11/3); 2020 (11/4); 2021 (17/13); 2023 (5/1)
POSTSEASON GAMES/STARTS – 1/1: 2021 (1/1)

Additional Statistics:

Fumble Recoveries – 2: 2018 (1); 2021 (1)

Milestones:

NFL Debut: vs. LAR (9/10/18); **First Start:** at LAC (10/7/18)

PARKER'S TRANSACTIONS

Originally a third-round (65th overall) draft choice by Oak. in 2018...Re-signed to a one-year deal with LV on 3/21/22...Placed on Injured Reserve List on 8/28/22...Re-signed to one-year extension with LV through 2023 on 3/14/23...Released by LV on 8/24/23...Signed to LV practice squad on 11/6/23...Promoted to LV active roster on 11/11/23...Reverted back to LV practice squad on 11/13/23...Promoted to LV active roster on 11/18/23...Reverted back to LV practice squad on 11/20/23...Promoted to LV active roster on 12/9/23...Reverted back to LV practice squad on 12/11/23...Promoted to LV active roster on 12/12/23...Signed to one-year deal with SF through 2024 on 3/18/24.

2023 LAS VEGAS)

- Appeared in 5 games (1 start) on the offensive line.

2022 (LAS VEGAS)

- Placed on the Injured Reserve List on 8/28 where he spent the entire season.

2021 (LAS VEGAS)

- Appeared in 17 games (13 starts) on the offensive line.
- Helped allow zero sacks on 34 atts. by QB Derek Carr vs. Phi. (10/24).
- Helped allow zero sacks on 46 atts. by QB Derek Carr at NYG (11/7).
- Helped allow zero sacks on 35 atts. by QB Derek Carr vs. KC (11/14).
- Helped allow zero sacks on 38 atts. by QB Derek Carr at Cle. (12/20).

2020 (LAS VEGAS)

- Appeared in 11 games (4 starts) on the offensive line.
- Helped allow zero sacks on 25 atts. by QB Derek Carr vs. Den. (11/15).
- Helped allow zero sacks on 38 atts. by QB Derek Carr at Den. (1/3/21).

2019 (OAKLAND)

- Appeared in 11 games (3 starts) on the offensive line.
- Helped allow zero sacks on 34 atts. by QB Derek Carr vs. Ten. (12/8).

2018 (OAKLAND)

- Appeared in 15 games (12 starts) on the offensive line.
- Helped allow zero sacks on 33 atts. by QB Derek Carr vs. LAC (10/7).
- Helped allow zero sacks on 38 atts. by QB Derek Carr vs. Cin. (12/16).
- Helped allow zero sacks on 33 atts. by QB Derek Carr vs. KC (12/30).

COLLEGE

Started in all 48 games in four seasons (2014-17) at North Carolina A&T and was a three-time FCS All-American (2015-17) after helping his team to lead the MEAC in rushing offense and a four-time All-MEAC selection. As a senior, was named to the FCS All-American team and the MEAC Offensive Lineman of the Year for the third time in a row after starting all 12 games. As a junior, started all 12 games. In 2015, started in all 12 games. As a true freshman, started in all 12 games and was named to the All-MEAC third team.

PERSONAL

- Born Brandon Malik Parker (10/21/1995) in Kannapolis, NC.
- Parents are George Curtis Parker III and Regina Parker.
- Graduated with a degree in electrical engineering.
- Has one daughter, Mya, and one son, Elias, with wife, Dominique.

INJURY REPORT

2022: Placed on the Injured Reserve List on 8/28 with a tricep injury.

2023: Placed on the Injured Reserve List on 8/15 with a tricep injury.



TAYBOR PEPPER

46

LS × 6-4 × 245 × MICHIGAN STATE

5.28.94 × SALINE, MI × 7TH YEAR × ACQUIRED FA IN '20

GOLDMINE

- When he's not on the football field, one of Pepper's favorite hobbies is video game streaming. After signing a contract with the New York Giants in 2018, his first purchase was video game equipment. "I got a computer and two monitors," said Pepper. "I've been watching streams on Twitch since early 2012, 2011. It's my main form of entertainment, even today." At one point, Pepper was streaming on a full-time basis, garnering a few hundred views each day playing games like World of Warcraft, Skyrim and more. "More and more people are going to be exposed to technology, which means video games will be more accessible, which will increase the competition level in e-sports," said Pepper. Following his NFL career, Pepper has considered pursuing a career in e-sports. "I also would love to find a way to join an e-sports organization," said Pepper. "The one I have my eye on is 100 Thieves. They have some really good teams, but alongside that, they have a really awesome streetwear presence and are expanding to be more than just an e-sports organization. I think it'd be a cool look to have a pro athlete be a part of it."

PEPPER'S GOLDEN NUGGETS

- Participated in track & field at Saline (MI) HS.
- Father, Cam, was an offensive lineman at the University of Illinois.

GOLDMINE (CONTINUED)

- An undrafted free agent, Pepper knows that the NFL can be unpredictable. While preparing for an opportunity to sign with a team, Pepper began offering lessons to local long snappers in the East Lansing and Grand Rapids areas. The lessons were a way to help make some extra income as well as extra practice before joining a team. "You just never know when you are going to get a call," said Pepper.

PEPPER'S CAREER STATISTICS

GAMES/STARTS – 83/0: 2017 (4/0); 2019 (16/0); 2020 (12/0); 2021 (17/0); 2022 (17/0); 2023 (17/0)

POSTSEASON GAMES/STARTS – 9/0: 2021 (3/0); 2022 (3/0); 2023 (3/0)

Additional Statistics:

Special Teams Tackles – 2: 2020 (2)

Milestones:

NFL Debut: vs. Chi. (9/28/17)

PEPPER'S TRANSACTIONS

Originally signed a Reserve/Future contract with GB on 1/27/17...Waived by GB on 5/8/17...Signed a one-year deal with Bal. on 8/28/17...Waived by Bal. on 9/1/17...Signed a one-year deal with GB on 9/25/17...Placed on the Injured Reserve List on 11/3/17...Signed a two-year deal with NYG on 12/31/18...Waived by NYG on 8/31/19...Signed a two-year deal with Mia. on 9/2/19...Waived by Mia. on 4/26/20...Signed a one-year deal with SF on 9/30/20...Placed on the Reserve/COVID-19 List on 12/28/20...Signed a two-year extension through 2022 with SF on 2/4/21...Signed a three-year extension through 2025 with SF on 2/28/23.

2023 (SAN FRANCISCO)

- Appeared in all 17 regular season games and all 3 postseason games as the team's long snapper.

2022 (SAN FRANCISCO)

- Appeared in all 17 regular season games and all 3 postseason games as the team's long snapper.

2021 (SAN FRANCISCO)

- Appeared in all 17 regular season games and all 3 postseason games as the team's long snapper.

2020 (SAN FRANCISCO)

- Appeared in 12 games as the team's long snapper.

2019 (MIAMI)

- Served as the team's longsnapper for all 16 games.

2017 (GREEN BAY)

- Appeared in 4 games before being placed on the Injured Reserve List on 11/3.
- Made NFL debut vs. Chi. (9/28).

COLLEGE


Appeared in all 54 games at LS in four seasons (2012-15) at Michigan State, recording 10 special teams tackles. Appeared in all 13 games as a senior in 2015 and recorded 3 special teams tackles. As a junior in 2014, played in all 14 games, registering 2 special teams tackles. Appeared in all 13 games as a sophomore in 2013, adding 1 special teams tackle. Appeared in all 13 games as a freshman in 2012 and recorded 4 special teams tackles.

PERSONAL

- Attended Saline (MI) HS, where he served as the team's LS.
- Majored in media and information at Michigan State.
- Son of Cam and Donna Pepper.
- Born Taybor Pepper (5/28/94) in Saline, MI.

INJURY REPORT

2017: Placed on the Injured Reserve List on 11/3 with a foot injury.



BROCK PURDY

13

QB * 6-1 * 220 * IOWA STATE

12.27.99 * GILBERT, AZ * 3RD YEAR * ACQUIRED D-7 IN '22

AWARDS & HONORS

2022: Pepsi Zero Sugar Rookie of the Week (Week 16), NFC Offensive Rookie of the Month (December/January), Pepsi Zero Sugar Rookie of the Week (Week 18), PFWA All-Rookie Team, Thomas Her-
rion Memorial Award



2023: NFC Player of the Week (Week 11), FedEx Air Player of the Week (Week 11), FedEx Air Player of the Week (Week 14), NFC Pro Bowl

CAREER HIGHLIGHTS


- Became the first rookie in the Super Bowl era with at least 2 TD passes, 1 rushing TD and a passer rating of 125-or-higher in his first career start (12/11/22 vs. TB). His 134.0 passer rating is the 6th-highest by an NFL QB in their first career start since at least 1970, while his 76.2 completion percentage is the 8th-highest by an NFL QB in their first career start since at least 1970.
- Is 1 of 7 QBs since at least 1970 to register 2-or-more passing TDs and 1-or-more rushing TD in their first NFL start [Daniel Jones (NYG), Kyle Allen (Car.), Cam Newton (Car.), Jake Delhomme (NO), Jeff Garcia (SF) & Vinny Testaverde (TB)].
- Became the only rookie QB since 1950 to win his first 3 NFL starts and throw 2-or-more TD passes in each game.
- In his first full season as a starter, Purdy set the 49ers single season franchise record for passing yds. (4,280). He became the first 49ers QB in 23 years to throw for 4,000-or-more yds. in a season.
- Purdy also set the single season franchise record for passer rating (113.0) in his first full season as a starter, posting the highest passer rating by a 49ers QB since Steve Young in 1997.

MOST PASSING YDS. IN A SEASON, FRANCHISE HISTORY		
Player	Pass Yds.	
1. Brock Purdy (2023)	4,280	
2. Jeff Garcia (2000)	4,278	
3. Steve Young (1998)	4,170	
4. Steve Young (1993)	4,023	
5. Jimmy Garoppolo (2019)	3,978	

HIGHEST PASSER RATING IN A SEASON, FRANCHISE HISTORY		
Player	Passer Rtg	
1. Brock Purdy (2023)	113.0	
2. Steve Young (1994)	112.8	
3. Joe Montana (1989)	112.4	
4. Steve Young (1992)	107.0	
5. Steve Young (1997)	104.7	

PURDY'S GOLDEN NUGGETS

- Comes from an athletic family. His father, Shawn, played baseball at the University of Miami (FL) and in the minor leagues (1991-98). His older sister, Whittney, played softball at Southeastern University and his younger brother, Chubba, is a QB at Nebraska.
- Was named First-Team All-Big 12 twice (Associated Press in 2021, coaches poll in 2020) at Iowa State.
- Became the first Iowa State QB to be drafted since Seneca Wallace was selected in 2003.



CAREER HIGHLIGHTS (CONTINUED)

- Purdy began his career as a starting QB winning each of his first 10 regular season starts. His 10-consecutive wins to begin his career are tied for the second-most wins to begin a career in NFL history.

MOST CONSECUTIVE WINS BY A QUARTERBACK TO BEGIN A CAREER, NFL HISTORY			
Player	Wins	Seasons	
1. Ben Roethlisberger, Pit.	15	2004-05	
2t. Brock Purdy, SF	10	2022-23	
Mike Livingston, KC	10	1968-69	
Mike Tomczak, Chi.	10	1968	

- Through his first 10 starts, Purdy completed 183 of his 260 passing atts. (70.4%) for 2,369 yds. and 20 TDs with a passer rating of 121.1.
- Purdy's 121.1 passer rating through his first 10 career starts marked the highest passer rating by a QB in their first 10 career starts in NFL history.

HIGHEST PASSER RATING IN FIRST 10 STARTS, NFL HISTORY		
Player	Passer Rtg	
1. Brock Purdy, SF	121.1	
2. Rob Johnson, Jax./Buf.	113.8	
3. Patrick Mahomes, KC	112.7	

- His 70.4% completion percentage through his first 10 career starts marked the 2nd-highest completion percentage by a QB in their first 10 career starts in NFL history.

HIGHEST COMPLETION % IN FIRST 10 CAREER STARTS, NFL HISTORY		
Player	Comp %	
1. Chad Pennington, NYJ	70.8	
2. Brock Purdy, SF	70.4	
3. Mac Jones, NE	69.0	

CAREER HIGHLIGHTS (CONTINUED)

- In Week 4 of 2023 vs. Arz. (10/1/23), Purdy completed 20 of his 21 passing atts. (95.2%) for 283 yds. and 1 TD with a passer rating of 134.6. His 95.2% completion percentage marked the highest single-game completion percentage in franchise history and the fourth-highest single-game completion percentage in NFL history (min. 20 atts.).

HIGHEST SINGLE-GAME COMPLETION PERCENTAGE, NFL HISTORY (MIN. 20 ATTS.)

	<u>Player</u>	<u>Comp. Percentage</u>	<u>Year</u>
1.	Drew Brees, NO	96.7	2019
2.	Philip Rivers, LAC	96.6	2018
3.	Marcus Mariota, Ten.	95.7	2018
4.	Brock Purdy, SF	95.2	2023

- In his first two seasons, Purdy registered 5 games with a passer rating of 140.0-or-higher [141.3 passer rating vs. Arz. (1/8/23); 144.4 passer rating vs. Dal. (10/8/23); 148.9 passer rating at Jax. (11/12/23); 158.3 passer rating vs. TB (11/19/23); 148.8 passer rating at Phi. (12/3/23). Purdy's 5 career games with a passer rating of 140.0-or-higher in his first two seasons are the most by an NFL QB in their first two seasons in NFL history.
- Purdy registered 14 games with a passer rating of 110.0-or-more in his first two seasons, tied for the most games with a passer rating of 110.0-or-more in a players first two seasons in NFL history.

MOST GAMES WITH A PASSER RATING OF 110.0-OR-MORE IN A PLAYERS FIRST TWO SEASONS, NFL HISTORY

	<u>Player</u>	<u>Team</u>	<u>Games</u>
1t.	QB Brock Purdy	San Francisco 49ers	14
	QB Russell Wilson	Seattle Seahawks	14
3.	QB Justin Herbert	Los Angeles Chargers	13
4.	QB Dan Marino	Miami Dolphins	12
5.	QB Dak Prescott	Dallas Cowboys	11

GOLDMINE

- When playing paintball in the desert with his Perry (Gilbert, AZ) HS teammates in May 2017, Purdy suffered a punctured left hand from a Saguaro Cactus. "It's something that everyone's done," Purdy said on the game in the desert. "It's one of those group things that you do to build chemistry." The team-building exercise forced Perry's starting QB to miss spring ball headed into his senior season. However, Purdy was largely unfazed by the injury to his non-throwing hand as the Queen Creek, AZ native threw for 4,405 yds. and 57 TDs that fall en route to winning Arizona Gatorade Player of the Year.

PURDY'S CAREER STATISTICS

YEAR	TEAM	GP	GS	PASSING									RUSHING					
				ATT	CMP	PCT	YDS	TD	INT	LG	SK	LST	RTG	ATT	YDS	AVG	LG	TD
2022	SF	9	5	170	114	67.1	1,374	13	4	54t	11	84	107.3	22	13	0.6	13	1
2023	SF	16	16	444	308	69.4	4,280	31	11	76	28	153	113.0	39	144	3.7	17	2
TOTALS		25	21	614	422	69.4	5,654	44	15	76	39	237	111.4	61	157	2.6	17	3

PLAYOFFS

YEAR	TEAM	GP	GS	PASSING									RUSHING					
				ATT	CMP	PCT	YDS	TD	INT	LG	SK	LST	RTG	ATT	YDS	AVG	LG	TD
2022	SF	3	3	63	41	65.1	569	3	0	74t	4	23	109.8	7	24	3.4	13	1
2023	SF	3	3	108	66	61.1	774	3	1	51	4	20	88.3	14	74	5.3	21	0
TOTALS		6	6	171	107	62.6	1,343	6	0	74t	8	35	99.1	21	98	4.4	21	1

Additional Statistics:

Fumble-Lost – Regular Season – 2–1; 2023 (2–1); **Postseason** – 1–1; 2022 (1–1)

Tackles – 1; 2023 (1)

Milestones:

NFL Debut: at Car. (10/9/22); **First Passing TD:** Regular Season – vs. Mia (12/4/22 – 3–yd. TD pass to FB Kyle Juszczyk); **First Rushing TD:** Regular Season – vs. TB (12/11/22 – 2–yd. run); **Postseason** – vs. Sea. (1/14/23 – 1–yd. run)

PURDY'S CAREER HIGHS

Passes Attempted: Regular Season – 37 vs. Mia (12/4/22); **Postseason** – 30 vs. Sea. (1/14/23)

Completions: Regular Season – 25 vs. Mia (12/4/22); **Postseason** – 23 vs. GB (1/20/24)

Completion Percentage: Regular Season – 95.2 vs. Arz. (10/1/23); **Postseason** – 65.5 vs. Dal. (1/22/23)

Passing Yards: Regular Season – 368 vs. Sea. (12/10/23); **Postseason** – 332 vs. Sea. (1/14/23)

Long Pass: Regular Season – 76 vs. TB (11/19/23); **Postseason** – 74t vs. Sea. (1/14/23)

Passing Touchdowns: Regular Season – 4 (3 times) Last at Arz. (12/17/23); **Postseason** – 3 vs. Sea. (1/14/23)

QB Rating: Regular Season – 158.3 vs. TB (11/19/23); **Postseason** – 131.5 vs. Sea. (1/14/23)

Rushes: Regular Season – 4 (3 times) Last vs. Arz. (1/8/23); **Postseason** – 4 vs. Sea. (1/14/23)

Rushing Yards: Regular Season – 7 vs. Arz. (1/8/23); **Postseason** – 48 vs. Det. (1/28/24)

Rushing Touchdowns: Regular Season – 1 vs. TB (12/11/22); **Postseason** – 1 vs. Sea. (1/14/23)

Long Rush: Regular Season – 13 vs. Arz. (1/8/23); **Postseason** – 21 vs. Det.. (1/28/24)

PURDY'S CAREER 300-YARD PASSING GAMES (6)

Date	Opp	Att	Cmp	Yds	TD	Date	Opp	Att	Cmp	Yds	TD
1/14/23*	vs. Sea.	30	18	332	3	10/29/23	vs. Cin.	31	22	365	1
9/21/23	vs. NYG	37	25	310	2	11/19/23	vs. TB	25	21	333	3
12/3/23	at Phi.	27	19	314	4	12/10/23	vs. Sea.	27	19	368	2

*Postseason

PURDY'S TRANSACTIONS

Originally a 7th-round (262nd overall) draft choice by SF in 2022.

2023

- Appeared in 16 games (all starts) and completed 308 of his 444 passing atts. (69.4%) for 4,280 yds. and 31 TDs with a passer rating of 113.0 to go along with 39 rushes for 144 yds. and 2 TDs. Also started in all 3 postseason contests and completed 66 of his 108 passing atts. (61.1%) for 774 yds. and 3 TDs with a passer rating of 88.3 to go along with 14 carries for 74 yds.
- Completed 19 of his 29 passing atts. (65.5%) for 220 yds. and 2 TDs and a passer rating of 111.3 at Pit. (9/10).
- Completed 25 of his 37 passing atts. (67.6%) for 310 yds. and 2 TDs with a passer rating of 111.3 vs. NYG (9/21).
- Completed 20 of his 21 passing atts. (95.2%) for 283 yds. and 1 TD with a passer rating of 134.6 to go along with a 1-yd. rushing TD vs. Arz. (10/1).
- Purdy's 95.2% completion percentage vs. Arz. (10/1) marked the highest single-game completion percentage in franchise history (min. 20 atts.).

HIGHEST SINGLE-GAME COMPLETION PERCENTAGE, FRANCHISE HISTORY (MIN. 20 ATTS.)

Player	Comp. Percentage	Year
1. Brock Purdy	95.2	2023
2. Steve Young	90.0	1991
3. Steve Young	85.7	1997
4. John Brodie	85.0	1968
5. Joe Montana	84.4	1983

- Purdy completed each of his 10 passing atts. in the first half vs. Arz. (10/1). His 10-straight completions marked the first time that a 49ers QB completed all of his passing atts. in a half (min. 10 atts.) since former QB Steve Young in 1994, when he went 11/11 in the second half at SD (12/11/94), according to the Elias Sports Bureau.
- Purdy started the game vs. Arz. (10/1) with 13-straight completions, which is the most consecutive completions to begin a game by a 49ers QB since QB Jimmy Garoppolo in 2021 [12 straight completions to start game vs. LAR (11/15/21)].
- Completed 17 of his 24 passing atts. (70.8%) for 252 yds. and a career-high 4 TDs with a passer rating of 144.4 vs. Dal. (10/8).
- Purdy's 4 TD passes vs. Dal. (10/8) marked his eighth career game with 2-or-more TD passes, tying him with HOF QB Kurt Warner and then Houston Texans QB Deshaun Watson for the most games with 2-or-more passing TDs in a player's first 10 career starts.
- Completed 19 of his 26 passing atts. (73.1%) for 296 yds. and 3 TDs with a passer rating of 148.9 at Jax. (11/12).
- Completed 21 of his 25 passing atts. (84.0%) for 333 yds. and 3 TDs with a career-high passer rating of 158.3, the highest attainable mark vs. TB (11/19).
- Purdy's 158.3 passer rating on 25 passing atts. made him the first 49ers QB to attain a perfect passer rating in franchise history (min. 20 atts.).
- Accomplishing this feat at 23-years-old, Purdy joined Baltimore Ravens QB Lamar Jackson and then Los Angeles Rams QB Jared Goff as the only QBs under the age of 24 in NFL history to attain a perfect passer rating.
- With a passer rating of 148.9 Week 10 at Jax. (11/12/23) and a passer rating of 158.3 vs. TB (11/19/23), Purdy became the youngest player in NFL history to post a passer rating of 145.0-or-higher in consecutive starts and the first NFL QB to post a passer rating of 145.0-or-higher in consecutive starts since former QB Drew Brees in 2018 [150.4 passer rating at Cin. (11/11/18); 153.2 passer rating vs. Phi. (11/18/18)].

2023 (CONTINUED)

- Purdy also became the first 49ers QB to post a passer rating of 140.0-or-higher in consecutive games since QB Alex Smith in 2012 [157.1 passer rating at Arz. (10/29/12); 143.8 passer rating vs. STL (11/11/12)].
- With 3 passing TDs and a passer rating of 158.3 on the day vs. TB (11/19), Purdy became the the first QB in NFL history to register 4 career games with 3-or-more passing TDs and a passer rating of 140.0-or-higher in his first two seasons.
- In his 15th career start [vs. TB (11/19/23)], Purdy became the 6th QB in NFL history to post a passer rating of 100.0-or-higher in 10 of his first 15 career starts (HOF QB Kurt Warner - 11 starts; HOF QB Dan Marino - 10 starts; QB Ben Roethlisberger - 10 starts; Kansas City Chiefs QB Patrick Mahomes - 11 starts; Dallas Cowboys QB Dak Prescott - 11 starts).
- Completed 19 of his 27 passing atts. (70.4%) for 314 yds. and 4 TDs with a passer rating of 148.8 at Phi. (12/3).
- Completed 19 of his 27 passing atts. (70.4%) for a career-high 368 yds. and 2 TDs with a passer rating of 122.1 vs. Sea. (12/10).
- With a completion percentage of 70.4%, Purdy became the 4th QB in NFL history to register a completion percentage of 70%-or-higher in 7-consecutive games.

NFL QBs TO REGISTER A COMPLETION PERCENTAGE OF 70%-OR-MORE IN 7-CONSECUTIVE GAMES, NFL HISTORY

Player	Team	Games	Season
QB Joe Montana	San Francisco 49ers	8	1989
QB Brock Purdy	San Francisco 49ers	7	2023
QB Drew Brees	New Orleans Saints	7	2016
QB Sam Bradford	Minnesota Vikings	7	2016

- Completed 16 of his 25 passing atts. (64.0%) for 242 yds. and 4 TDs with a passer rating of 135.3 at Arz. (12/17).
- With 4 passing TDs vs. Dal. (10/8), 4 passing TDs at Phi. (12/3) and 4 passing TDs at Arz. (12/17), Purdy became the first 49ers QB to throw 4-or-more passing TDs in at least 3 games in a single season since QB Jimmy Garoppolo in 2019 [4 TDs at Arz. (10/31/19); 4 TDs vs. Arz. (11/17/19); 4 TDs at NO (12/8/19)].
- Completed 22 of his 28 passing atts. (78.6%) for 230 yds. and 2 TDs with a passer rating of 124.7 at Was. (12/31).
- With 2 passing TDs on the day, Purdy reached 31 passing TDs on the season, becoming the first 49ers QB to throw 30-or-more TDs in a season since QB Jeff Garcia in 2001. He ended the season tied for the 4th-most passing TDs in a season in franchise history.

MOST PASSING TDs IN A SEASON, FRANCHISE HISTORY

Player	Pass TDs	Season
1. QB Steve Young	36	1998
2. QB Steve Young	35	1994
3. QB Jeff Garcia	32	2001
4. QB Brock Purdy	31	2023
QB Jeff Garcia	31	2000
QB Joe Montana	31	1987

2023 (CONTINUED)

- Purdy's passer rating of 124.7 at Was. (12/31) marked his 8th game in 2023 with a passer rating of 120.0-or-higher. His 8 games with a passer rating of 120.0-or-higher are tied for the 2nd-most in a single season in NFL history.

MOST GAMES WITH A PASSER RATING OF 120.0-OR-HIGHER IN A SEASON, NFL HISTORY

	Player	Season	Games
1.	QB Aaron Rodgers, GB	2020	10
2t.	QB Brock Purdy, SF	2023	8
	QB Tom Brady, NE	2007	8
	QB Phillip Rivers, SD	2008	8
	QB Matt Ryan, Atl.	2016	8

- Completed 23 of his 39 passing atts. (59.0%) for 252 yds. and 1 TD vs. GB (1/20/24 - NFC-D).
- Completed 20 of his 31 passing atts. (64.5%) for 267 yds. and 1 TD to go along with 5 carries for a playoff career-high 48 rushing yds vs. Det. (1/28/24 - NFC-C).
- With the win vs. Det. (1/28/24 - NFC-C), Purdy became the 4th QB in NFL history to win at least 4 playoff games in his first two career seasons.

MOST PLAYOFF WINS FOR A NFL QB IN THE FIRST TWO SEASONS OF HIS CAREER, NFL HISTORY

	Player	Team	Games
1.	QB Ben Roethlisberger	Pittsburgh Steelers	5
2t.	QB Brock Purdy	San Francisco 49ers	4
	QB Mark Sanchez	New York Jets	4
	QB Russell Wilson	Seattle Seahawks	4

- Completed 23 of 38 passing atts. (60.5%) for 255 yds. and 1 TD with a passer rating of 89.3 at KC (2/11/24 - SB LVIII).
- Purdy's passing TD at KC (2/11/24 - SB LVIII) marked the 6th of his playoff career, which is the 4th-most passing TDs in the playoffs by a 49ers QB in franchise history.

MOST PASSING TDs IN THE PLAYOFFS, FRANCHISE HISTORY

	Player	Pass TDs
1.	Joe Montana	39
2.	Steve Young	20
3.	Colin Kaepernick	7
4.	Brock Purdy	6
5.	Alex Smith	5

2022

- Appeared in 9 games (5 starts) and completed 114 of 170 passing atts. (67.1%) for 1,374 yds. and 13 TDs and a passer rating of 107.3 to go along with 22 carries for 13 yds. and 1 TD.
- Also started all 3 postseason games and completed 41 of 63 passing atts. for 569 yds. and 3 TDs and a passer rating of 109.8.
- Completed 25 of 37 atts. for 210 yds. and 2 TDs vs. Mia. (12/4), including the first TD pass of his NFL career on a 3-yd. TD pass to FB Kyle Juszczyk.
- Completed 16 of 21 atts. for 185 yds. and 2 TDs for a 134.0 passer rating to go along with 2 rushes for 3 yds. and 1 TD in his first career NFL start vs. TB (12/11). The rushing TD marked the first of his career.
- Became the first rookie in the Super Bowl era with at least 2 TD passes, 1 rushing TD and a passer rating of 125-or-higher in his first career start. His 134.0 passer rating is the 6th-highest by an NFL QB in their first career start since at least 1970, while his 76.2 completion percentage is the 8th-highest by an NFL QB in their first career start since at least 1970.

2022 (CONTINUED)

- Completed each of his first 11 passing atts. and was 9 of 9 for 73 yds. in the 1st qtr. vs. Sea. (12/15), becoming the first 49ers QB since QB Jeff Garcia [9 of 9 for 95 yds. at Buf. (12/2/01)] to post a 100% completion percentage and complete 9-or-more passes in a 1st qtr. Finished the game completing 17 of 26 atts. for 217 yds. and 2 TDs for a 117.0 passer rating.
- Became the first NFL QB since Green Bay Packers QB Aaron Rodgers in 2008 to register 175-or-more passing yds., 2-or-more passing TDs and a passer of 115.0-or-more in each of his first two NFL starts.
- Completed 15 of 22 passing atts. for 234 yds. 2 TDs and a passer rating of 114.6 vs. Was. (12/24).
- Joined HOF QB Dan Marino as the only QBs since 1950 with at least 2 TD passes and a passer rating of 100-or-higher in each of his first 3 career starts.
- Became the only rookie QB since 1950 to win his first 3 NFL starts and throw 2-or-more TD passes in each game.
- Became the first NFL player since at least 1970 to register 185-or-more passing yds., 2-or-more passing TDs and a passer rating of 114.0-or-higher in each of his first 3 NFL starts.
- Completed 22 of 35 passing atts. for 284 yds., 2 TDs and a 95.4 passer rating at LV (1/1/23).
- Became 1 of 2 NFL QBs since at least 1970 to register 185-or-more passing yds., 2-or-more passing TDs and a passer rating of 95.0-or-higher in each of his first 4 NFL starts [QB Mark Rypien, Was. (1988, Week 4-7)].
- Completed 15 of 20 atts. for 178 yds., 3 TDs and a 141.2 passer rating vs. Arz. (1/8/23). Became the first QB in franchise history to win his first 5 NFL starts and the 3rd rookie QB in NFL history to win at least his first 5 starts [QB Ben Roethlisberger, Pit. (13 games), QB Mike Kruczek, Pit. (6 games)].
- With 3 TD passes, Purdy became the only QB since 1950 to win his first 5 NFL starts and throw 2-or-more TD passes in each game. The 3 TDs gave Purdy 13 TD passes this season, the most by a rookie QB in franchise history.
- Purdy has thrown 2-or-more TD passes in 6-consecutive games, becoming the first 49ers QB since QB Jeff Garcia (8 games) in 2001 to register 2-or-more TDs in 6-consecutive games or more.
- Purdy became the 3rd player in NFL history with at least 2 TD passes in each of his first 5 career starts (Dan Marino & Billy Volek).
- Purdy became the 2nd rookie in the Super Bowl era to register 2-or-more TD passes in 6-consecutive games and the first since Los Angeles Chargers QB Justin Herbert in 2020 (7-consecutive games).
- Registered a passer rating of 119.0 since his first start in Week 14, the highest passer rating in the NFL in that time span (Week 14-18).
- Became the 7th rookie QB since 1970 to win a postseason game vs. Sea. (1/14/23). Completed 18 of 30 atts. for 332 yds. and 3 TDs to go along with 4 carries for 16 yds. and 1 TD. Became the first rookie QB in the Super Bowl Era to register 3-or-more TD passes and 1-or-more TD rushes in a postseason game.

2022 (CONTINUED)

- His 332 passing yds. were the 2nd-most by a rookie in his first career playoff game and the most since 1937 [335 passing yds. - QB Sammy Baugh, Was. at Chi. (12/12/37)] and the 3rd-highest in a single postseason game in franchise history.

MOST PASSING YDS. IN A POSTSEASON GAME, FRANCHISE HISTORY			
	Player	Game	Yds.
1.	Joe Montana	1/22/89 vs. Cin. - SB XXII	357
2.	Joe Montana	1/8/84 at Was. - NFC-C	347
3.	Brock Purdy	1/14/23 vs. Sea. - NFC-WC	332
4t.	Jeff Garcia	1/5/03 vs. NYG - NFC-WC	331
	Joe Montana	1/20/85 vs. Mia. - SB XIX	331

- His 3 TD passes matched the most by a rookie in his first career playoff game [Dak Prescott, Dal. - 3 TD passes vs. GB (1/15/17), QB Sammy Baugh, Was. - 3 at Chi. (12/12/37)] and the first 49ers QB to register at least 3 passing TDs in a postseason game since QB Alex Smith on 1/14/12 - NFC-D vs. NO.
- Became the first 49ers QB to register at least 1 rushing TD and at least 1 passing TD in the same postseason game since QB Colin Kaepernick on 1/12/14 - NFC-D at Car.
- Became the 3rd rookie QB since 1970 to win 2 postseason games vs. Dal. (1/22/23 - NFC-D) and completed 19 of 29 passing atts. for 214 yds. Is the first rookie QB since at least 1970 to register 200-or-more passing yds. in back-to-back postseason games.

COLLEGE

Appeared in 48 games (46 starts) in four years (2018-21) at Iowa State and completed 993 of 1,467 atts. for 12,170 yds. and 81 TDs. Added 365 carries for 1,117 yds. and 19 TDs on the ground. As a senior in 2021, started all 13 games and completed 292 of 407 atts. for 3,188 yds. and 19 TDs. Added 85 carries for 238 yds. and 1 TD on the ground. As a junior in 2020, started all 12 games and completed 243 of 365 atts. for 2,750 yds. and 19 TDs. Added 87 carries for 382 yds. and 5 rushing TDs. Started all 13 games as a sophomore in 2019, and completed 312 of 475 atts. for 3,982 yds. and 27 TDs. Added 93 carries for 249 yds. and 8 TDs on the ground. As a freshman in 2018, appeared in 10 games (8 starts) and completed 146 of 220 atts. for 2,250 yds. and 16 TDs. Added 100 carries for 308 yds. and 5 rushing TDs.

PERSONAL

- Attended Perry (Gilbert, AZ) HS, where he won Arizona Gatorade Player of the Year as a senior in 2017.
- Son of Shawn and Carrie Purdy.
- Majored in communications studies at Iowa State.
- Born Brock Purdy (12/27/99) in Queen Creek, AZ.

PURDY'S GAME-BY-GAME

Only games Purdy has appeared in on offense are listed

2022													Total			Pct.	
Date	Opp	W/L	P/S	Att	Cmp	Pct	Yds	TD	Int	Lg	Sk/Yds	Rtg	Rsh	Yds	TD	Net Yds.	Offense
Oct 9	at Car	W	1/0	0	0	—	0	0	0	0	0/0	0.0	1	-1	0	-1	-0.3
Oct 23	KC	L	1/0	9	4	44.4	66	0	1	22	0/0	30.1	1	1	0	67	15.1
Nov 21	at Arz	W	1/0	0	0	—	0	0	0	0	0/0	0.0	3	3	0	3	0.8
Dec 4	Mia	W	1/0	37	25	67.6	210	2	1	19	3/26	88.8	4	-1	0	183	52.1
Dec 11	TB	W	1/1	21	16	76.2	185	2	0	32	0/0	134.0	2	3	1	188	46.5
Dec 15	at Sea	W	1/1	26	17	65.4	217	2	0	54t	1/6	117.0	4	-2	0	209	54.9
Dec 24	Was	W	1/1	22	15	68.2	234	2	1	54	3/16	114.6	1	6	0	224	60.4
Jan 1	at LV	W	1/1	35	22	62.9	284	2	1	42	0/0	95.4	2	-3	0	281	61.9
Jan 8	Arz	W	1/1	20	15	75.0	178	3	0	26	4/36	141.2	4	7	0	149	47.9
TOTALS			9/5	170	114	67.1	1,374	13	4	54t	11/84	107.3	22	13	1	1,387	22.6

2022 Postseason													Total			Pct.	
Date	Opp	W/L	P/S	Att	Cmp	Pct	Yds	TD	Int	Lg	Sk/Yds	Rtg	Rsh	Yds	TD	Net Yds.	Offense
Jan 14	Sea	W	1/1	30	18	60.0	332	3	0	74t	1/8	131.5	4	16	1	344	68.2
Jan 22	Dal	W	1/1	29	19	65.5	214	0	0	31	2/15	87.4	3	8	0	222	71.2
Jan 29	at Phi	L	1/1	4	4	100.0	23	0	0	10	1/0	90.6	0	0	0	23	12.9
TOTALS			3/3	63	41	65.1	569	3	0	74t	4/23	109.8	7	24	1	570	57.3

2023													Total			Pct.	
Date	Opp	W/L	P/S	Att	Cmp	Pct	Yds	TD	Int	Lg	Sk/Yds	Rtg	Rsh	Yds	TD	Net Yds.	Offense
Sep 10	at Pit	W	1/1	29	19	65.5	220	2	0	23	3/17	111.3	3	20	0	223	57.0
Sep 17	at LAR	W	1/1	25	17	68.0	206	0	0	31	1/0	93.1	3	5	1	211	57.8
Sep 21	NYG	W	1/1	37	25	67.6	310	2	0	40	2/10	111.3	4	-1	0	299	67.8
Oct 1	Arz	W	1/1	21	20	95.2	283	1	0	42	1/12	134.6	2	0	1	271	68.6
Oct 8	Dal	W	1/1	24	17	70.8	252	4	0	42	1/2	144.4	0	0	0	250	59.4
Oct 15	at Cle	L	1/1	27	12	44.4	125	1	1	33	3/18	55.3	3	7	0	114	53.0
Oct 23	at Min	L	1/1	30	21	70.0	272	1	2	35	1/12	81.5	5	19	0	279	85.8
Oct 29	Cin	L	1/1	31	22	71.0	365	1	2	41	2/18	94.2	6	57	0	404	87.8
Nov 12	at Jax	W	1/1	26	19	73.1	296	3	0	66	2/9	148.9	0	0	0	287	65.7
Nov 19	TB	W	1/1	25	21	84.0	333	3	0	76	4/28	158.3	4	14	0	319	76.0
Nov 23	at Sea	W	1/1	30	21	70.0	209	1	1	28	1/1	86.7	3	1	0	209	55.4
Dec 3	at Phi	W	1/1	27	19	70.4	314	4	0	48	2/4	148.8	2	9	0	319	70.0
Dec 10	Sea	W	1/1	27	19	70.4	368	2	1	54	3/14	122.1	2	7	0	361	68.5
Dec 17	at Arz	W	1/1	25	16	64.0	242	4	0	41	0/0	135.3	0	0	0	242	59.6
Dec 25	Bal	L	1/1	32	18	56.3	255	0	4	58	2/8	42.6	1	2	0	249	58.0
Dec 31	at Was	W	1/1	28	22	78.6	230	2	0	38	0/0	124.7	1	4	0	234	57.4
Jan 7	LAR	L	—	—	—	—	—	—	—	—	INACTIVE	—	—	—	—	—	—
TOTALS			16/16	444	308	69.4	4,280	31	11	76	28/153	113.0	39	144	2	4,271	63.1

2023 Postseason													Total			Pct.	
Date	Opp	W/L	P/S	Att	Cmp	Pct	Yds	TD	Int	Lg	Sk/Yds	Rtg	Rsh	Yds	TD	Net Yds.	Offense
Jan 20	GB	W	1/1	39	23	59.0	252	1	0	32	1/7	86.7	6	14	0	266	59.0
Jan 28	Det	W	1/1	31	20	64.5	267	1	1	51	2/9	89.0	5	48	0	315	64.5
Feb 11	at KC	L	1/1	38	23	60.5	255	1	0	24	1/4	89.3	3	12	0	267	60.5
TOTALS			3/3	108	66	61.3	774	3	1	51	4/20	88.3	14	74	0	848	61.1



CURTIS ROBINSON

36

LB × 6-3 × 235 × STANFORD

6.2.98 × SANTA ANA, CA × 4TH YEAR × ACQUIRED FA IN '21

GOLDMINE

- During the 2023 offseason, Robinson and 49ers linebacker Demetrius Flannigan-Fowles tried out a new profession at a San Francisco Giants game. The duo went behind the lense as MLB photographers and prior to the action, the two met with the Giants coaches and players they photographed.



- At the conclusion of Robinson's senior season he received the AI Masters Award, which is awarded to the Stanford football player who displays the highest degree of leadership and respect of his teammates.

ROBINSON'S GOLDEN NUGGET

- At Stanford's pro day in March of 2021, Robinson impressed scouts by posting a 4.46 40-yard dash, a mere .07 seconds away from matching the best mark ever recorded by a LB.

ROBINSON'S CAREER STATISTICS

YEAR	TEAM	GP	GS	TACKLES					INTERCEPTIONS					FUMBLES			
				TOT	SOL	AST	SACKS	YDS	INT	YDS	LG	TD	PD	FF	FR	YDS	
2021	DEN/SF	6	0	5	2	3	0.0	0.0	0	0	–	0	0	0	0	0	0
2022	SF	3	0	0	0	0	0.0	0.0	0	0	–	0	0	0	0	0	0
2023	SF	3	0	1	1	0	0.0	0.0	0	0	–	0	0	0	0	0	0
TOTALS		12	0	5	3	3	0.0	0.0	0	0	–	0	0	0	0	0	0

PLAYOFFS

YEAR	TEAM	GP	GS	TACKLES					INTERCEPTIONS					FUMBLES				
				TOT	SOL	AST	SACKS	YDS	INT	YDS	LG	TD	PD	FF	FR	YDS		
2021	SF	–	–	–	PRACTICE SQUAD			–	–	–	–	–	–	–	–	–	–	–
2022	SF	–	–	–	PRACTICE SQUAD			–	–	–	–	–	–	–	–	–	–	–
2023	SF	–	–	–	PRACTICE SQUAD			–	–	–	–	–	–	–	–	–	–	–
TOTALS		0	0	0	0	0	0.0	0.0	0	0	–	0	0	0	0	0	0	0

Additional Statistics:

Special Teams Tackles – 1: 2021 (1)

Milestones:

NFL Debut: vs. Bal. (10/3/21)

ROBINSON'S CAREER HIGHS

Total Tackles: Regular Season – 3 at Cle. (10/21/21)

Assists: Regular Season – 3 at Cle. (10/21/21)

Solo: Regular Season – 1 (2 times) Last vs. Phi. (11/14/21)

ROBINSON'S TRANSACTIONS

Originally signed as an undrafted free agent by Den. on 5/14/21...Waived by Den. on 8/31/21...Signed to Den. practice squad on 9/1/21...Activated from Den. practice squad on 10/2/21...Reverted back to Den. practice squad on 10/4/21...Activated from Den. practice squad on 10/19/21...Waived by Den. on 10/26/21...Signed to Den. practice squad on 10/27/21...Activated from Den. practice squad on 11/13/21...Reverted back to Den. practice squad on 11/15/21...Waived by Den. on 11/30/21...Signed to SF practice squad on 12/6/21...Activated from SF practice squad on 12/23/21...Reverted back to SF practice squad on 12/24/21...Activated from SF practice squad on 1/1/22...Reverted back to SF practice squad on 1/3/22...Activated from SF practice squad on 1/8/22...Reverted back to SF practice squad on 1/10/22...Signed to Reserve/Future contract with SF on 1/31/22...Placed on the Injured Reserve List on 8/31/22...Activated from the Injured Reserve List on 10/15/22...Waived by SF on 12/23/22...Signed to SF practice squad on 12/27/22...Signed to Reserve/Future contract with SF on 1/31/23...Waived by SF on 8/29/23...Signed to SF practice squad on 8/30/23...Activated from SF practice squad on 9/9/23...Reverted back to SF practice squad on 9/11/23...Activated from SF practice squad on 10/14/23...Reverted back to SF practice squad on 10/16/23...Activated from SF practice squad on 11/11/23...Reverted back to SF practice squad on 11/13/23...Activated from SF practice squad on 1/27/24...Reverted back to SF practice squad on 1/29/24...Signed a one-year deal with SF on 2/13/24.

2023 (SAN FRANCISCO)

- Appeared in 3 games and registered 1 tackle on defense and 1 tackle on special teams.

2022 (SAN FRANCISCO)

- Spent the season between SF active roster and practice squad where he appeared in 3 games.

2021 (DENVER/SAN FRANCISCO)

- Began the season with Den. where he appeared in 3 games and made 5 tackles before being waived on 11/30.
- Signed with SF on 12/6. Appeared in 3 games where he made 1 tackle on special teams.

COLLEGE

Appeared in 45 games (17 starts) over five seasons at Stanford. Was a two-time All-Pac 12 Honorable Mention (2019-20). Compiled 144 tackles, 3.0 sacks, 1 INT, 5 PDs, 2 FFs, 1 FR and one blocked kick during his collegiate career. Started all 6 games in 2020, posting 44 tackles, 1 PD, 1 FF and 1 FR. Totaled career-bests in tackles (64), sacks (2.0) and PDs (3) while adding his first-career FF in 2019. Played 2 games in 2018. Saw action in 12 games in 2017, collecting 23 tackles, 1 INT and 1 blocked kick. Registered 13 tackles 1.0 sack during his freshman campaign in 2016.

PERSONAL

- Attended Mater Dei (Santa Ana, CA) HS, where he earned three varsity letters in football. Was named to the all-area, all-league, all-county and all-state teams in 2015, while being selected to the Los Angeles all-area first team.
- Was teammates with Detroit Lions WR Amon-Ra St. Brown at Mater Dei.
- Son of Juliet Falce-Robinson and Curtis Robinson. Curtis Sr. played football at Chapman. Has a younger sister, Ciera.
- Born Curtis Robinson (6/2/98) in Santa Ana, CA.

INJURY REPORT

2022: Placed on the Injured Reserve List on 8/31 with a high ankle sprain.

ROBINSON'S GAME-BY-GAME

2021 (Denver/San Francisco)

Date	Opp	W/L	P/S	Tot	Sol	Ast	Sk	Yds	Int	Yds	PD	FF	FR	Yds
SIGNED TO DEN PRACTICE SQUAD ON 9/1														
Sep 12	at NYG	W	-	-	-	-	-	-	-	-	-	-	-	-
Sep 19	at Jax	W	-	-	-	-	-	-	-	-	-	-	-	-
Sep 26	NYJ	W	-	-	-	-	-	-	-	-	-	-	-	-
PROMOTED TO DEN ACTIVE ROSTER ON 10/2														
Oct 3	Bal	L	1/0	0	0	0	0.0	0.0	0	0	0	0	0	0
REVERTED BACK TO DEN PRACTICE SQUAD ON 10/4														
Oct 10	at Pit	L	-	-	-	-	-	-	-	-	-	-	-	-
Oct 17	LV	L	-	-	-	-	-	-	-	-	-	-	-	-
PROMOTED TO DEN ACTIVE ROSTER ON 10/19														
Oct 21	at Cle	L	1/0	3	1	2	0.0	0.0	0	0	0	0	0	0
WAIVED BY DEN ON 10/26														
SIGNED TO DEN PRACTICE SQUAD ON 10/27														
Oct 31	Was	W	-	-	-	-	-	-	-	-	-	-	-	-
Nov 7	at Dal	W	-	-	-	-	-	-	-	-	-	-	-	-
PROMOTED TO DEN ACTIVE ROSTER ON 11/13														
Nov 14	Phi	L	1/0	2	1	1	0.0	0.0	0	0	0	0	0	0
REVERTED BACK TO DEN PRACTICE SQUAD ON 11/15														
Nov 28	Min	W	-	-	-	-	-	-	-	-	-	-	-	-
WAIVED BY DEN ON 11/30														
SIGNED TO SF PRACTICE SQUAD ON 12/6														
Dec 12	at Cin	W	-	-	-	-	-	-	-	-	-	-	-	-
Dec 19	Atl	W	-	-	-	-	-	-	-	-	-	-	-	-
PROMOTED TO SF ACTIVE ROSTER ON 12/23														
Dec 23	at Ten	L	1/0	0	0	0	0.0	0.0	0	0	0	0	0	0
REVERTED BACK TO SF PRACTICE SQUAD ON 12/24														
PROMOTED TO SF ACTIVE ROSTER ON 1/1														
Jan 2	Hou	W	1/0	0	0	0	0.0	0.0	0	0	0	0	0	0
REVERTED BACK TO SF PRACTICE SQUAD ON 1/3														
PROMOTED TO SF ACTIVE ROSTER ON 1/8														
Jan 9	at LAR	W	1/0	0	0	0	0.0	0.0	0	0	0	0	0	0
REVERTED BACK TO SF PRACTICE SQUAD ON 1/10														
TOTALS			6/0	5	2	3	0.0	0.0	0	0	0	0	0	0

2021 Postseason (San Francisco)

Date	Opp	W/L	P/S	Tot	Sol	Ast	Sk	Yds	Int	Yds	PD	FF	FR	Yds
Jan 16	at Dal	W	-	-	-	-	-	-	-	-	-	-	-	-
Jan 22	at GB	W	-	-	-	-	-	-	-	-	-	-	-	-
Jan 30	at LAR	L	-	-	-	-	-	-	-	-	-	-	-	-
TOTALS			0/0	0	0	0	0.0	0.0	0	0	0	0	0	0

2022 (San Francisco)

Date	Opp	W/L	P/S	Tot	Sol	Ast	Sk	Yds	Int	Yds	PD	FF	FR	Yds
PLACED ON INJURED RESERVE (Ankle) ON 8/31														
Sep 11	at Chi	L	-	-	-	-	-	-	-	-	-	-	-	-
Sep 18	Sea	W	-	-	-	-	-	-	-	-	-	-	-	-
Sep 25	at Den	L	-	-	-	-	-	-	-	-	-	-	-	-
Oct 3	LAR	W	-	-	-	-	-	-	-	-	-	-	-	-
Oct 9	at Car	W	-	-	-	-	-	-	-	-	-	-	-	-
ACTIVATED FROM INJURED RESERVE ON 10/15														
Oct 16	at Atl	L	1/0	0	0	0	0.0	0.0	0	0	0	0	0	0
Oct 23	KC	L	1/0	0	0	0	0.0	0.0	0	0	0	0	0	0
Oct 30	at LAR	W	1/0	0	0	0	0.0	0.0	0	0	0	0	0	0
Nov 13	LAC	W	-	-	-	-	-	-	-	-	-	-	-	-
Nov 21	at Arz	W	-	-	-	-	-	-	-	-	-	-	-	-
Nov 27	NO	W	-	-	-	-	-	-	-	-	-	-	-	-
Dec 4	Mia	W	-	-	-	-	-	-	-	-	-	-	-	-
Dec 11	TB	W	-	-	-	-	-	-	-	-	-	-	-	-
Dec 15	Sea	W	-	-	-	-	-	-	-	-	-	-	-	-
WAIVED BY SF ON 12/23														
SIGNED TO SF PRACTICE SQUAD ON 12/27														
Jan 1	at LV	W	-	-	-	-	-	-	-	-	-	-	-	-
Jan 7/8	Arz	W	-	-	-	-	-	-	-	-	-	-	-	-
TOTALS			3/0	0	0	0	0.0	0.0	0	0	0	0	0	0

2022 Postseason (San Francisco)

Date	Opp	W/L	P/S	Tot	Sol	Ast	Sk	Yds	Int	Yds	PD	FF	FR	Yds
Jan 14	Sea	W	-	-	-	-	-	-	-	-	-	-	-	-
Jan 22	Dal	W	-	-	-	-	-	-	-	-	-	-	-	-
Jan 29	at Phi	L	-	-	-	-	-	-	-	-	-	-	-	-
TOTALS			0/0	0	0	0	0.0	0.0	0	0	0	0	0	0


ROBINSON'S GAME-BY-GAME

2023 (San Francisco)

Date	Opp	W/L	P/S	Tot	Sol	Ast	Sk	Yds	Int	Yds	PD	FF	FR	Yds
PROMOTED TO SF ACTIVE ROSTER ON 9/9														
Sep 10	at Pit	W	1/0	0	0	0	0.0	0.0	0	0	0	0	0	0
REVERTED BACK TO SF PRACTICE SQUAD ON 9/11														
Sep 17	at LAR	W	-	-	-	-	-	-	-	-	-	-	-	-
Sep 21	NYG	W	-	-	-	-	-	-	-	-	-	-	-	-
Oct 1	Arz	W	-	-	-	-	-	-	-	-	-	-	-	-
Oct 8	Dal	W	-	-	-	-	-	-	-	-	-	-	-	-
PROMOTED TO SF ACTIVE ROSTER ON 10/14														
Oct 15	at Cle	L	1/0	0	0	0	0.0	0.0	0	0	0	0	0	0
REVERTED BACK TO SF PRACTICE SQUAD ON 10/16														
Oct 23	at Min	L	-	-	-	-	-	-	-	-	-	-	-	-
Oct 29	Cin	L	-	-	-	-	-	-	-	-	-	-	-	-
PROMOTED TO SF ACTIVE ROSTER ON 11/11														
Nov 12	at Jax	W	1/0	1	1	0	0.0	0.0	0	0	0	0	0	0
REVERTED BACK TO SF PRACTICE SQUAD ON 11/13														
Nov 19	TB	W	-	-	-	-	-	-	-	-	-	-	-	-
Nov 23	at Sea	W	-	-	-	-	-	-	-	-	-	-	-	-
Dec 3	at Phi	W	-	-	-	-	-	-	-	-	-	-	-	-
Dec 10	Sea	W	-	-	-	-	-	-	-	-	-	-	-	-
Dec 17	at Arz	W	-	-	-	-	-	-	-	-	-	-	-	-
Dec 25	Bal	L	-	-	-	-	-	-	-	-	-	-	-	-
Dec 31	at Was	W	-	-	-	-	-	-	-	-	-	-	-	-
Jan 7	LAR	L	-	-	-	-	-	-	-	-	-	-	-	-
TOTALS			3/0	1	1	0	0.0	0.0	0	0	0	0	0	0

2023 Postseason (San Francisco)

Date	Opp	W/L	P/S	Tot	Sol	Ast	Sk	Yds	Int	Yds	PD	FF	FR	Yds
Jan 20	GB	W	-	-	-	-	-	-	-	-	-	-	-	-
Jan 28	Det	W	-	-	-	-	-	-	-	-	-	-	-	-
Feb 11	at KC	L	-	-	-	-	-	-	-	-	-	-	-	-
TOTALS			0/0	0	0	0	0.0	0.0	0	0	0	0	0	0



DEEBO SAMUEL SR.

1

WR * 6-0 * 215 * SOUTH CAROLINA

1.15.96 * INMAN, SC * 6TH YEAR * ACQUIRED D-2 IN '19

AWARDS AND HONORS

- 2021:** NFC Offensive Player of the Week (Week 8 & Week 10), NFC Pro Bowl, AP First-Team All-Pro, Len Eshmont Award
- 2023:** NFC Offensive Player of the Week (Week 14)



CAREER HIGHLIGHTS

- Became the 3rd player in NFL history to have 1,000 rec. yds., 5 rec. TDs and 5 rushing TDs in a season [SF RB Roger Craig (1985) and StL RB Marshall Faulk (1999)].

PLAYERS TO REGISTER 1,000 REC. YDS., 5 REC. TDs AND 5 RUSHING TDs IN A SINGLE SEASON, NFL HISTORY		
Player	Year	Games
Deebo Samuel Sr., SF	2021	11
Marshall Faulk, StL	1999	16
Roger Craig, SF	1985	16

- Became the 3rd-fastest player in franchise history (29 games) to reach 2,000 career rec. yds. at Chi. (10/31/21).
- His 57 receipts. in 2019 are 3rd all-time for most receipts. by a rookie in franchise history.
- Finished the 2019 season with 802 rec. yds., which is 2nd all-time for most receiving yards by a rookie in franchise history.

FASTEST TO 2,000 REC. YDS., FRANCHISE HISTORY		
Player	Games	
1. Jerry Rice	27	
2. Gene Washington	28	
3. Deebo Samuel Sr.	29	
4. George Kittle	33	
5. Michael Crabtree	39	

MOST REC. YDS. IN A SINGLE SEASON BY A ROOKIE, FRANCHISE HISTORY		
Player	Year	Yds.
1. Jerry Rice	1985	927
2. Deebo Samuel Sr.	2019	802
3. Brandon Aiyuk	2020	748
4. Gene Washington	1969	711
5. Dave Parks	1964	703

- His 57 receipts. in 2019 are 3rd all-time for most receipts. by a rookie in franchise history.

MOST RECEPTS. IN A SINGLE SEASON BY A ROOKIE, FRANCHISE HISTORY		
Player	Year	Receipts.
1. Earl Cooper (RB)	1980	83
2. Brandon Aiyuk	2020	60
3. Deebo Samuel Sr.	2019	57
4. Gene Washington	1969	51
5. Jerry Rice	1985	49

SAMUEL SR.'S GOLDEN NUGGETS

- His father, Galen, gave him the nickname "Deebo" after the notorious bully in the 1995 movie *Friday* because he was always taking things away from people as a toddler. In high school, his stepmother, Precious Martin, gave him another nickname, "Sweet Feet," due to his speed.
- Lists his favorite player growing up as Reggie Bush.

CAREER HIGHLIGHTS (CONTINUED)

- Registered 3 games with 100-or-more rec. yds. during the 2019 season. According to the Elias Sports Bureau, his 3 games with 100-or-more rec. yds. are the most in a single season by a rookie in franchise history.

MOST 100-YD. REC. GAMES IN A SINGLE SEASON BY A ROOKIE, FRANCHISE HISTORY			
	Player	Year	Games
1.	Deebo Samuel Sr.	2019	3
2t.	Brandon Aiyuk	2020	2
	Jerry Rice	1985	2
	Dave Parks	1964	2

- According to the Elias Sports Bureau, he became the first WR in franchise history to have 3-or-more rushing TDs in a single season. He is the first WR to have 3-or-more rushing TDs in a single season in the NFL since 2016 (WR Tyreek Hill, KC - 3 rushing TDs & WR Ty Montgomery, GB - 3 rushing TDs).
- Since entering the NFL in 2019, WR Deebo Samuel has registered 283 receipts. for 4,122 yds. (14.6 avg.) and 19 TDs through the air to go along with 160 carries for 1,007 yds. (6.3 avg.) and 19 TDs on the ground.
- Samuel is the 2nd player in NFL history to record 4,000-or-more rec. yds. and 1,000-or-more rushing yds. in the first 5 seasons of his career (HOF WR Charley Taylor, Was.).
- Samuel has registered 19 career rushing TDs which are the most by a WR in franchise history and the most by any player whose primary position is WR since at least 1960.

MOST RUSHING TDs BY A WR, SINCE 1960			
	Player	Team	Rush TDs
1.	WR Deebo Samuel Sr.	SF	19
2.	WR Bobby Mitchell	Cle./Was.	18
3.	WR Eric Metcalf	Cle./Atl.	12

GOLDMINE

• Samuel, a South Carolina native, knew he wanted to stay close to home when he went to college. Growing up with eight siblings, family has been a staple in his life. Step-mom, Precious Martin, noted that Deebo and his siblings were always hanging out at the house and encouraging each other to accomplish their goals. One of her goals was to finally get her college degree after struggling in college during her youth. Deebo, like with the other members of his family, was there to support her, often helping her with her homework. “Deebo used to help me a lot with my math courses, he’s real good in math,” said Martin. “They’ve seen me working hard as far as working and working hard at school, a lot of sacrifices I had to make and a lot things I had to miss out with them. I think that plays a major part in my children wanting to further their education.” Her goal was accomplished when both she and Deebo graduated from college.



• A retail management major at South Carolina, Samuel is passionate about fashion and his appearances in front of the camera. His fashion flair became something he was known for during his time in Columbia, usually with help from his stepmom, Precious. Martin and Samuel would often video chat while he was away from home so she could help pick out his outfits. “I love it. It makes me feel like he needs me,” she said. “I can’t get enough of it. I don’t know if he does it more for me or more for him.” Samuel was even referred to as the best dressed player at SEC Media Day. When asked about Samuel’s style, a former coach remarked that his style doesn’t always coincide with his personality. “Coming through here he’d always be dressed to the max. It’s surprising knowing how humble he is and soft-spoken he is, but it’s almost like his clothing is his alter-ego,” said Steven Fusaro, who coached Deebo during his time at Chapman High. Following his football career, Samuel hopes to start his own clothing line. his outfits. “I love it. It makes me feel like he needs me,” she said. “I can’t get enough of it. I don’t know if he does it more for me or more for him.” Samuel was even referred to as the best dressed player at SEC Media Day. When asked about Samuel’s style, a former coach remarked that his style doesn’t always coincide with his personality. “Coming through here he’d always be dressed to the max. It’s surprising knowing how humble he is and soft-spoken he is, but it’s almost like his clothing is his alter-ego,” said Steven Fusaro, who coached Deebo during his time at Chapman High. Following his football career, Samuel hopes to start his own clothing line.

SAMUEL SR.'S CAREER STATISTICS

YEAR	TEAM	GP	GS	RECEIVING					RUSHING				
				NO	YDS	AVG	LG	TD	ATT	YDS	AVG	LG	TD
2019	SF	15	11	57	802	14.1	42t	3	14	159	11.4	31	3
2020	SF	7	5	33	391	11.8	35	1	8	26	3.3	10	0
2021	SF	16	15	77	1,405	18.2	83	6	59	365	6.2	49	8
2022	SF	13	12	56	632	11.3	57t	2	42	232	5.5	51	3
2023	SF	15	15	58	871	15.0	54	7	37	225	6.1	23	5
TOTALS		66	58	279	4,081	14.6	83	19	160	1007	6.3	51	19

PLAYOFFS

YEAR	TEAM	GP	GS	RECEIVING					RUSHING				
				NO	YDS	AVG	LG	TD	ATT	YDS	AVG	LG	TD
2019	SF	3	3	10	127	12.7	30	0	6	102	17.0	32	0
2021	SF	3	3	10	154	15.4	44t	1	27	137	5.1	26t	1
2022	SF	3	3	13	211	16.2	74t	1	13	34	2.6	22	0
2023	SF	3	3	13	179	11.4	15	0	3	7	2.3	7	0
TOTALS		12	12	45	638	13.9	74t	2	49	280	6.75	39	1

Additional Statistics:

Fumbles-Lost – 9-5: 2019 (2-1), 2021 (4-2); 2022 (3-2) **Postseason – 1-1:** 2022 (1-1)

Tackles – Regular Season – 2: 2019 (1); 2022 (2) **Postseason – 1:** 2019 (1)

Fumble Recoveries – 2: 2019 (1); 2021 (1)

Passing Attempts/Completions – 2/1: 2021 (2/1)

Passing TDs – 1: 2021 (1)

Passing Yards – 24: 2021 (24)

Tackles – 2: 2020 (1); 2021 (1)

Kick Returns – 6: 2021 (3); 2023 (3); **Postseason – 1:** 2021 (3)

Kick Return Yards – 208: 2021 (75); 2023 (112) **Postseason – 92:** 2021 (71); 2023 (21)

Milestones:

NFL Debut: at TB (9/8/19); **First Start:** at TB (9/8/19); **First Reception:** Regular Season – at TB (9/8/19 – 14-yd. pass from QB Jimmy Garoppolo); Postseason – vs. Min. (1/11/20 – 10-yd. pass from QB Jimmy Garoppolo); **First TD Reception:** Regular Season – at Cin. (9/15/19 – 3-yd. pass from QB Jimmy Garoppolo); Postseason – at LAR (1/30/22 – 44-yd. pass from QB Jimmy Garoppolo); **First Rushing TD:** Regular Season – vs. Car. (10/27/19 – 20-yds.); Postseason – at Dal. (1/16/22 – 26-yds.); **100-yd. Games:** Regular Season – 13, Last vs. Sea. (12/10/23 – 149 yds.); Postseason – vs. Sea. (1/14/23 – 133 yds.); **First Multi-TD Game:** Regular Season – vs. Sea. (10/3/21); **First Kick Return:** Regular Season – vs. Sea. (10/3/21 – 15 yds.)

SAMUEL SR.'S CAREER 100-YARD RECEIVING GAMES (14)

Date	Opp	Rec	Yds	Avg	TD	Date	Opp	Rec	Yds	Avg	TD
11/11/19	vs. Sea.	8	112	14.0	0	10/31/21	at Chi.	6	171	28.5	0
11/17/19	vs. Arz.	8	134	16.8	0	12/23/21	at Ten.	9	159	17.7	0
12/29/19	at Sea.	5	102	20.4	0	10/3/22	vs. LAR	6	115	19.2	1
11/29/20	at LAR	11	133	12.1	0	1/14/23*	vs. Sea.	6	133	22.2	1
9/12/21	at Det.	9	189	21.0	1	9/21/23	vs. NYG	6	129	21.5	1
10/3/21	vs. Sea.	8	156	19.5	2	12/3/23	at Phi.	4	116	29.0	2
10/24/21	vs. Ind.	7	100	14.3	1	12/10/23	Sea.	7	149	21.3	1

*Postseason

SAMUEL SR.'S CAREER HIGHS

Receptions: Regular Season – 11 at LAR (11/29/20); Postseason – 8 vs. Det. (1/28/24)
Receiving Yards: Regular Season – 189 at Det. (9/12/21); Postseason – 133 vs. Sea. (1/14/23)
Long Reception: Regular Season – 83 at Chi. (10/31/21); Postseason – 74t vs. Sea. (1/14/23)
TD Receptions: Regular Season – 2 (3 times) Last at Arz. (12/17/23); Postseason – 1 (2 times) Last vs. Sea. (1/14/23)
Rushes: Regular Season – 8 (2 times) Last at Cin. (12/12/21); Postseason – 10 (2 times) Last at GB. (1/22/22)
Rushing Yards: Regular Season – 79 at Jax. (11/21/21); Postseason – 72 at Dal. (1/16/22)
Rushing Touchdowns: Regular Season – 2 vs. Min. (11/28/21); Postseason – 1 at Dal. (1/16/22)

Long Rush: Regular Season – 51 vs. Sea. (9/18/22); Postseason – 32 (2 times) Last at KC (2/2/20)
Passes Attempted: Regular Season – 1 (2 times) Last at LAR (1/9/22)
Completions: Regular Season – 1 at LAR (1/9/22)
Passing Yards: Regular Season – 24 at LAR (1/9/22)
Long Pass: Regular Season – 24t at LAR (1/9/22)
Passing Touchdowns: Regular Season – 1 at LAR (1/9/22)
Kick Returns: Regular Season – 2 vs. Ind. (10/24/21); Postseason – 2 (2 times) Last at Phi. (1/29/23)
Kick Return Yards: Regular Season – 60 vs. Ind. (10/24/21); Postseason – 65 at Phi. (1/29/23)
Kick Return Long: Regular Season – 33 vs. Ind. (10/24/21); Postseason – 45 at GB (1/22/22)

SAMUEL SR.'S TRANSACTIONS

Originally a 2nd-round (36th overall) draft choice by SF in 2019...Placed on the Active/Non-Football Injury List on 7/28/20...Activated from the Active/Non-Football Injury List on 9/5/20...Placed on the Injured Reserve List on 9/12/20...Activated from the Injured Reserve List on 10/3/20...Placed on the Reserve/COVID-19 List on 11/4/20...Activated from the Reserve/COVID-19 List on 11/6/20...Signed a three-year extension through 2025 with SF on 8/1/22.

2023

- Started in 15 games and registered 60 receipts. for 892 yds. and 7 TDs to go along with 37 carries for 225 yds. and 5 TDs. Also started in all 3 postseason contests and recorded 13 receipts. for 146 yds. to pair with 6 carries for 15 yds.
- Registered 6 receipts. for 63 yds. to go along with 5 carries for 38 yds. and 1 TD on the ground at LAR (9/17).
- Tallied 6 receipts. for 129 yds. and 1 TD vs. NYG (9/21).
- Caught 4 passes for 30 yds. through the air to go along with 3 carries for 29 yds. and 1 TD on the ground at Jax. (11/12).
- Hauled in 3 receipts. for 63 yds. vs. TB (11/19).
- With 3 receipts. vs. TB (11/19), Samuel reached 250 receipts. in his career. His 250 receipts. in 59 career games tie him with WR Dwight Clark for the 3rd-fewest amount of games to reach 250 career receipts. for a WR in 49ers franchise history.

FEWEST AMOUNT OF GAMES BY A WR TO REACH 250 CAREER RECEP.TS., FRANCHISE HISTORY

	<u>Player</u>	<u>Receipts.</u>	<u>Games</u>
1.	WR Michael Crabtree	260	57
2.	WR Jerry Rice	256	57
3t.	WR Deebo Samuel Sr.	250	59
	WR Dwight Clark	252	59

- Tallied 7 receipts. for 79 yds. through the air to go along with 4 carries for 15 yds. and 1 TD on the ground at Sea. (11/23).
- Hauled in 4 receipts. for 116 yds. and 2 TDs through the air to go along with 3 carries for 22 yds. and 1 TD on the ground at Phi. (12/3).
- With 1 rush TD at Sea. (11/23) and 1 rush TD at Phi. (12/3), it marked the first time Samuel has registered 1-or-more rushing TDs in consecutive games since 2021 [1 rush TD at Cin. (12/12/21); 1 rush TD vs. Atl. (12/19/21)].
- Samuel's 2 rec. TDs and 1 rush TD at Phi. (12/3) made him the 4th WR since 2000 with 100-or-more rec. yds., 2-or-more rec. TDs and 1-or-more rush TDs in a single game [WR Chase Claypool, Mia. (10/11/20); WR David Patten, NE (10/21/01); WR Javon Walker, Den. (11/5/06)].
- His 3 total TDs at Phi. (12/3) marked a career high.
- Hauled in 7 receipts. for 149 yds. and 1 TD through the air to go along with 1 carry for 1 TD on the ground vs. Sea. (12/10).
- With 116 rec. yds. at Phi. (12/3) and 149 rec. yds. vs. Sea. (12/10), it marked the 3rd time in Samuel's career that he has registered 100-or-more rec. yds. in back-to-back games and the first time he's accomplished the feat since 2021 [100 rec. yds. vs. Ind. (10/24/21); 171 rec. yds. at Chi. (10/31/21)].
- With 2 rec. TDs at Phi. (12/3) and 1 rec. TD vs. Sea. (12/10), it marked the 3rd time in Samuel's career that he has registered 1-or-more rec. TD in back-to-back games.
- With 116 rec. yds., 2 rec. TDs and 1 rushing TD at Phi. (12/3) and 149 rec. yds., 1 rec. TD and 1 rushing TD vs. Sea. (12/10), Samuel became just the 2nd player in NFL history to register 100-or-more rec. yds., 1-or-more rec. TD and 1-or-more rush TD in back-to-back games (RB Timmy Brown, Phi. - 1960).

MOST GAMES WITH 1+ RUSHING TD AND 1+ RECEIVING TD, FRANCHISE HISTORY

	<u>Player</u>	<u>Games</u>
1t.	RB Roger Craig	5
	RB Christian McCaffrey	5
	WR Jerry Rice	5
4t.	WR Deebo Samuel Sr.	3
	RB Ricky Watters	3

- With 1 rush TD and 1 rec. TD vs. Sea. (12/10), it marked Samuel's 3rd career game with 1-or-more rush TD and 1-or-more rec. TD, which is tied for the 4th-most such games in franchise history.

2023 (CONTINUED)

- Notched 4 receipts. for 48 yds. and 2 TDs at Arz. (12/17). His rec. TD marked his 6th of the season and the 18th of his career.
- With 2 rec. TDs at Phi. (12/3), 1 rec. TD vs. Sea. (12/10) and 2 rec. TDs at Arz. (12/17), it marked the first time in Samuel's career that he has registered 1-or-more rec. TDs in 3-consecutive games.
- Registered 5 receipts. for 37 yds. and 1 TD through the air to go along with 3 carries for 35 yds. on the ground at Was. (12/31). His receiving TD marked his 7th of the season and the 19th of his career.
- Registered 2 receipts. for 21 yds. through the air to go along with 1 carry for 11 yds. on the ground vs. LAR (1/7/24).
- Registered a playoff career-high 8 receipts. for a team-high 89 yds. vs. Det. (1/28/24).

2022

- Appeared in 13 games (12 starts) and registered 56 receipts. for 632 yds. and 2 TDs to pair with 42 carries for 232 yds. and 3 TDs. Also started all 3 postseason games where he posted 13 receipts. for 211 yds. and 1 TD to go along with 13 carries for 34 yds.
- Registered 2 receipts. for 14 yds. to go along with 8 carries for 52 yds. and 1 TD at Chi (9/11). With 52 rushing yds. on the day, it marks the 3rd time in his career that he has registered 50-or-more rushing yds. in a game [79 yds. at Jax. (11/21/21) & 66 yds. vs. Min. (11/28/21)]. The rushing TD marked his first of the season and the 12th of his career, which is tied for the 2nd-most by a player whose primary position is WR since the merger.
- Registered 5 receipts. for 44 yds. to go along with 4 carries for 53 yds. vs. Sea. (9/18), including a career-long 51-yd. run in the 1st qtr.
- Registered 6 receipts. for 115 yds. vs. LAR (10/3), including a 57-yd. TD receipt. It marked his first TD receipt. of the season and the 11th of his career. With 115 rec. yds., Samuel has registered 100-or-more rec. yds. in a single game for the first time this season and the 10th time in his career.
- Registered 2 receipts. for 20 yds. and 1 TD to go along with 2 carries for 12 yds. at Car. (10/9). The TD receipt. marked his 2nd of the season and the 12th of his career.
- Registered 5 receipts. for 42 yds. vs. KC (10/23). Along with WR Brandon Aiyuk and TE George Kittle, hauled in 5-or-more receipts. for the 2nd-consecutive week [8 receipts. at Atl. (10/16/22)], marking the first time since 2009 that a trio of 49ers each registered 5-or-more receipts. in back-to-back weeks.
- Tallied 2 receipts. for 24 yds. to go along with 4 carries for 27 yds vs. LAC (11/13).
- With 2 receipts., registered his 200th career receipt. in the 3rd-fewest amount of games by a member of the 49ers dating back to 1970 [TE George Kittle - 43 games & WR Jerry Rice - 44 games].
- With 24 yds., registered 3,000 career rec. yds. In just 46 career games, he registered 3,000 career rec. yds. in the 3rd-fewest amount of games by a member of the 49ers dating back to 1970 [WR Jerry Rice - 38 games & WR Vic Washington - 44 games].
- Registered 7 receipts. for 57 yds. to go along with 3 carries for 37 yds. and 1 TD at Arz. (11/21). His 39-yd. run marked the longest TD rush of his career.
- Registered 4 receipts. for 43 yds. to go along with 4 carries for 21 yds. and 1 TD vs. TB (12/11). The rushing TD marked his 3rd of the season and the 14th of his career. With 3 rushing TDs in 2022, rushed for 3-or-more TDs in 3 out of his 4 seasons in the NFL. Became 1 of 3 wide receivers in NFL history to rush for 3-or-more TDs in 3 different seasons and the first to do so since 1966 [WR Bobby Mitchell, Cle. (1959-61) and WR Charley Taylor, Was. (1964-66)].
- Registered 6 receipts. for 133 yds., including a 74-yd. receipt., and 1 TD as well as 3 carries for 32 yds. on the ground vs. Sea. (1/14/23 - NFC-WC). His 74-yd. receipt. was the 2nd longest in franchise post-season history and the longest since 1/5/03.



2022 (CONTINUED)

- With 133 rec. yds., registered 100-or-more rec. yds. in a postseason game for the first time in his career. He is the first member of the 49ers to do so since WR Anquan Boldin [136 yds. at Car. (1/12/14)].

2021

- Appeared in 16 games (15 starts) and registered 77 receipts. for 1,405 yds. and 6 TDs to go along with 59 rushes for 365 yds. and 8 TDs. Also started all 3 postseason games where he hauled in 10 receipts. for 154 yds. and 1 TD to go along with 27 carries for 137 yds. and 1 TD.
- Registered 9 receipts. for 189 yds. and 1 TD in the season opener at Det. (9/12). The 189 yds. are a career-high and the most by a member of the 49ers since TE George Kittle had 210 yds. vs. Den. (12/9/18).
- Registered 8 receipts. for 156 yds. and 2 TDs vs. Sea (10/3), marking his 1st career game with 2 TD receipts.
- Registered 100-or-more rec. yds. in each of the 3 career games he played against Sea. Through the first four games of the season, Samuel led the NFL with 490 rec. yds. which are the 2nd-most through four games in franchise history (WR Jerry Rice - 522 rec. yds. in 1995) and the most through four games in the NFL since 2018 (WR Julio Jones - 502 rec. yds. in 2018).
- Registered 3 receipts. for 58 yds. while adding 1 carry for 13 yds. and 1 TD at Arz. (10/10).
- Had 7 receipts. for 100 yds. and 1 TD vs. Ind. (10/24).
- Registered 6 receipts. for 171 yds. at Chi (10/31).
- Became the first member of the 49ers with at least 100 rec. yds. in consecutive games since he accomplished the feat in Weeks 10 & 11 of 2019. Had receipts. of 50 and 83 yds. on the day, becoming the first member of the 49ers with multiple receipts. of 50-or-more yds. in a game since TE George Kittle [52 & 85 yds. vs. Den. (12/9/18)]. The 83-yd. receipt. was a career-long. It also marked his 3rd game of the season with 150 rec. yds. [189 at Det. (9/12/21) & 156 at Sea. (10/3/21)], becoming the first member of the 49ers with 3-or-more games with 150-plus rec. yds. since WR Terrell Owens (2002).
- Hauled in 5 receipts. for 97 yds. and 1 TD vs. LAR (11/15), while adding 5 carries for 36 yds. and 1 TD on the ground. It marked the first time in his career that he had 1 rec. TD and 1 rush TD in the same game.
- Hauled in 1 receipt. for 15 yds., while adding 7 carries for a career-high 79 yds. and 1 TD on the ground at Jax. (11/21).
- Registered 1 rushing TD in back-to-back games for the 2nd time in his career [vs. LAR (12/21/19) & at Sea. (12/29/19)].
- His 79 rushing yds. were the most by a 49ers WR in a single game since 1960.
- Combined with his 3 rushing TDs as a rookie in 2019, Samuel is the 2nd WR ever with 3-or-more rushing TDs in 2 of his first 3 seasons in the Super Bowl Era, according to The Elias Sports Bureau [Frank Jackson (1961-62)].
- Hauled in 1 receipt. for 12 yds., while adding 6 carries for 66 yds. and 2 TDs on the ground vs. Min. (11/28). His 2 rushing TDs are the most in a single game by a 49ers WR in franchise history and the most by a WR in the NFL since Packers WR Ty Montgomery had 2 rushing TDs at Chi. (12/18/16).
- With 1,006 rec. yds. through Week 12, he became 1 of 4 players in franchise history to surpass 1,000 rec. yds. through the team's first 11 games of a season (WR Jerry Rice - 6 times; WR Terrell Owens - 2 times; WR Dave Parks - 1 time). Also became the first WR for the 49ers to reach 1,000 rec. yds. in a single season since Anquan Boldin had 1,062 rec. yds. in 2014.
- Hauled in 1 receipt. for 22 yds. at Cin. (12/12), while adding 8 carries for 37 yds. and 1 TD on the ground.

2021 (CONTINUED)

- Hauled in 4 receipts. for 60 yds., while adding 6 carries for 29 yds. and 1 TD on the ground vs. Atl. (12/19).
- Registered at least 1 rushing TD in 5-consecutive games for the 1st time in his career. According to the Elias Sports Bureau, he became the first WR with at least 1 rushing TD in 5-consecutive games in a season since the merger in 1970. Also became the first member of the 49ers with at least 1 rushing TD in 5-consecutive games played since RB Raheem Mostert accomplished the feat in Weeks 12-17 of 2019.
- Hauled in 9 receipts. for 159 yds. at Ten. (12/23), while adding 5 carries for 32 yds. With 159 rec. yds., it marked his 4th game this season he's accumulated 150-or-more yds. in a single game, which leads the NFL and is the most by a member of the 49ers since WR Jerry Rice had 5 games with 150-or-more rec. yds. in 1995. He and Rice (5 games in 1995, 4 games in 1986) are the only two 49ers to accomplish the feat.
- Hauled in 3 receipts. for 63 yds. and 1 TD vs. Hou. (1/2/22), while adding 7 carries for 19 yds. He has also amassed 1,630 yds. from scrimmage (1,310 rec. yds. & 320 rushing yds.), which is 9th-most in a single-season in franchise history and the most since RB Frank Gore notched a franchise-record 2,180 yds. from scrimmage (1,695 rushing yds. & 485 rec. yds.) in 2006.
- Hauled in 4 receipts. for 95 yds at LAR (1/9/22), also added 8 carries for 45 yds. and 1 TD on the ground and threw a 24-yd. TD pass to WR Jauan Jennings. His 8 rushing TDs on the season were the most in a single season by a WR in NFL history.
- The 24-yd. TD pass was the first by the 49ers by a non-QB since WR Emmanuel Sanders threw a 35-yd. TD pass at NO (12/8/19). He became the first non-QB in franchise history to have at least 1 passing TD and at least 1 rushing TD in a game.
- Also finished the regular season with 14 total TDs (6 rec. & 8 rushing), the most by a member of the 49ers since WR Terrell Owens had 14 total TDs in 2002 (13 rec. TDs & 1 rushing TD).
- Hauled in 3 receipts. for 38 yds at Dal. (1/16/22 - NFC-WC). He also added 10 carries for 72 yds. and 1 TD on the ground. His 26-yd. TD run was the first postseason rushing TD of his career, while his 72 rushing yds. are the most by a WR in a postseason game in NFL History and gives him 2 of the 3 games with the most rushing yds. by a WR in a postseason game.
- Registered 4 receipts. for a postseason career-high 72 yds. and 1 TD at LAR (1/30/22 - NFC-C), including a postseason career long 44-yd. TD receipt. He also added 7 rushing atts. for 26 yds. on the ground, which made him the first member of the 49ers to lead the team in both rushing and receiving yds. in a postseason game since RB Ricky Watters did so 1/15/94 vs. NYG (NFC-D).

2020

- Appeared in 7 games (5 starts) and recorded 33 receipts. for 391 yds. and 1 TD.
- Found the endzone on the first drive of the game vs. LAR (10/18), his 1st TD of the season and 4th rec. TD of his career. Finished the game with 6 receipts. for 66 yds. and 1 TD.
- Finished the game at LAR (11/29) with a career-high 11 receipts. for 133 yds., marking his 1st 100-yd. game of the season and 4th of his career.

2019

- Played in 15 games (11 starts) and registered 57 receipts. for 802 yds. and 3 TDs as a rookie. Also added 14 carries for 159 yds. and 3 TDs. Also started all 3 postseason games and had 10 receipts. for 127 yds. as well as 6 carries for 102 yds.
- With 802 rec. yds. in the 2019 season, he became 2nd all-time for most receiving yards by a rookie in franchise history.

2019 (CONTINUED)

- His 57 receipts. finished 2nd all-time for most receipts. by a rookie in franchise history.
- Connected with QB Jimmy Garoppolo on a 2-pt. conversion at TB (9/8).
- His first career TD receipt. came on a 3-yd. pass from QB Jimmy Garoppolo at Cin. (9/15). Finished the game with 5 receipts. for 87 yds. and 1 TD.
- Registered a 20-yd. TD run vs. Car. (10/27), the 1st rushing TD of his career. He also added 3 receipts. for 19 yds.
- Recorded 8 receipts. for a then career-high 112 yds. vs. Sea. (11/11). It marked his first career 100-yd. game and the first 100-yd. receiving game by a 49ers rookie since WR Dante Pettis registered 5 receipts. for 129 yds. and 2 TDs at Sea. (12/2/18). His 8 receipts. are tied for the 4th-most by a rookie in a game in franchise history.
- Hauled in 8 receipts. for a career-high 134 yds. vs. Arz. (11/17/19). Along with his 8 receipts. for 112 yds. the week prior vs. Sea. (11/11), he became the first rookie in franchise history to register at least 8 receipts. and 100 rec. yds. in consecutive games. The last rookie in the NFL to accomplish the feat was WR Odell Beckham Jr. in 4 consecutive weeks from 12/7/14 through 12/28/14.
- His 134 rec. yds. versus the Cardinals were the most by a 49ers rookie since WR Dante Pettis registered 129 rec. yds. at Sea. (12/2/18), and ranks 3rd in franchise history.

MOST REC. YDS. IN A SINGLE GAME BY A ROOKIE, FRANCHISE HISTORY			
Player	Date	Opp.	Yds.
1. Jerry Rice	12/9/85	vs. LAR	241
2. Dave Parks	10/25/64	vs. Min.	146
3. Deebo Samuel Sr.	11/17/19	vs. Arz.	134
4. Aaron Thomas	11/19/61	vs. Chi.	131
5. Dante Pettis	12/2/18	at Sea.	129

- Registered 2 receipts. for 50 yds. and 1 TD vs. GB (11/24). His 42-yd. TD receipt. was the longest receipt. of his career.
- Recorded 2 receipts. for 41 yds. and 1 TD at Bal. (12/1). Including his TD receipt. vs. GB (11/24), registered one TD receipt. in consecutive games for the first time in his career.
- Recorded his 2nd rushing TD of the season on a 19-yd. TD run vs. LAR (12/21).
- Registered 5 receipts. for 102 yds. and had 2 carries for 33 yds. and 1 TD at Sea. (12/29). Registered 3 games with 100-or-more rec. yds. this season. According to the Elias Sports Bureau, his 3 games with 100-or-more rec. yds. are the most in a single season by a rookie in franchise history. According to the Elias Sports Bureau, he became the first WR in franchise history to have 3-or-more rushing TDs in a single season. He is the first WR to have 3-or-more rushing TDs in a single season in the NFL since 2016 (WR Tyreek Hill, KC - 3 rushing TDs & WR Ty Montgomery, GB - 3 rushing TDs).
- Registered 5 receipts. for 39 yds. to go along with 3 carries for 53 yds. at KC (2/2/20 - SB). His 53 rushing yds. were the most by a WR in a Super Bowl while his 32-yd. run is the longest run by a WR in a Super Bowl.

COLLEGE

Appeared in 30 games (27 starts) in five years at South Carolina (2014-18) and registered 148 receipts. for 2,076 yds. and 16 TDs. As a kick returner, recorded 42 returns for 1,219 yds. (29.0 avg.) and 4 TDs. Also, notched 25 rushing attempts for 154 yds. and 7 rushing TDs and converted both passing attempts in his career for TDs. As a senior in 2018, earned First-Team All-SEC honors after hauling in 62 receipts. for 882 yds. and 11 TDs in 12 games (11 starts). Also added 23 KORs for 570 yds. (24.8 avg.) and 1 TD, earning Second-Team All-America honors by the Football Writers Association of America. Started all 3 games he appeared in 2017 and recorded 15 receipts. for 250 yds. and 3 TDs. As a sophomore in 2016, started all 10 games in which he appeared in and tallied 59 receipts. for 783 yds. and 1 TD, while adding 15 carries for 98 yds. and 6 TDs. Appeared in 5 games (3 starts) as a redshirt freshman and had 12 receipts. for 161 yds. and 1 TD. Redshirted as a freshman in 2014.

PERSONAL

- Attended Chapman (Inman, SC) HS where he set the school record with 53 career TDs.
- As a senior in 2013, finished with 61 receipts. for 1,184 yds. and 15 TDs, while also registering 837 yds. and 13 TDs on the ground.
- Graduated with a degree in retail management.
- Born Tyshun Raequan Samuel (1/15/96) in Inman, SC.

INJURY REPORT

- 2019:** Inactive at Was. (10/20) with a groin injury.
- 2020:** Placed on the Injured Reserve List on 9/12 with a foot injury. Inactive 5 games [at Sea. (11/1), at NO (11/15)], at Dal. (12/20), at Arz. (12/26) and vs. Sea. (1/3/21)] with a hamstring injury.
- 2021:** Inactive at Sea. (12/5) with a groin injury.
- 2022:** Inactive at LAR (10/30) with a hamstring injury. Inactive 3 games [at Sea. (12/15), vs. Was. (12/24) and at LV (1/1/23)] with an ankle/knee injury.
- 2023:** Inactive 2 games [at Min. (10/22) and vs. Cin. (10/29)] with a shoulder injury.

SAMUEL SR.'S GAME-BY-GAME

2019									
Date	Opp	W/L	P/S	Rec	Yds	Avg	Lg	TD	
Sep 8	at TB	W	1/1	3	17	5.7	14	0	
Sep 15	at Cin	W	1/1	5	86	17.2	39	1	
Sep 22	Pit	W	1/0	3	44	14.7	20	0	
Oct 7	Cle	W	1/0	1	3	3.0	3	0	
Oct 13	at LAR	W	1/0	3	18	6.0	14	0	
Oct 20	at Was	W	–	–	INACTIVE (Groin)	–	–	–	
Oct 27	Car	W	1/1	3	19	6.3	9	0	
Oct 31	at Arz	W	1/1	4	40	10.0	17	0	
Nov 11	Sea	L	1/1	8	112	14.0	30	0	
Nov 17	Arz	W	1/1	8	134	16.8	26	0	
Nov 24	GB	W	1/0	2	50	25.0	42t	1	
Dec 1	at Bal	L	1/1	2	41	20.5	33t	1	
Dec 8	at NO	W	1/1	5	76	15.2	25	0	
Dec 15	Atl	L	1/1	1	29	29.0	29	0	
Dec 21	LAR	W	1/1	4	31	7.8	18	0	
Dec 29	at Sea	W	1/1	5	102	20.4	30	0	
TOTALS			15/11	57	802	14.1	42t	3	

2019 Postseason									
Date	Opp	W/L	P/S	Rec	Yds	Avg	Lg	TD	
Jan 11	Min	W	1/1	3	42	14.0	18	0	
Jan 19	GB	W	1/1	2	46	23.0	32	0	
Feb 2	at KC	L	1/1	5	39	7.8	32	0	
TOTALS			3/3	10	127	12.7	32	0	

2020									
Date	Opp	W/L	P/S	Rec	Yds	Avg	Lg	TD	
PLACED ON INJURED RESERVE (Foot) ON 9/12									
Sep 13	Arz	–	–	–	–	–	–	–	
Sep 20	at NYJ	–	–	–	–	–	–	–	
Sep 27	at NYG	–	–	–	–	–	–	–	
ACTIVATED FROM INJURED RESERVE ON 10/3									
Oct 4	Phi	L	1/0	3	35	11.7	17	0	
Oct 11	Mia	L	1/1	2	19	9.5	15	0	
Oct 18	LAR	W	1/1	6	66	11.0	35	1	
Oct 25	at NE	W	1/1	5	65	13.0	23	0	
Nov 1	at Sea	L	–	–	–	–	–	–	
PLACED ON RESERVE/COVID-19 ON 11/4									
Nov 5	GB	L	–	–	–	–	–	–	
ACTIVATED FROM RESERVE/COVID-19 ON 11/6									
Nov 15	at NO	L	–	–	–	–	–	–	
Nov 29	at LAR	W	1/1	11	133	12.1	33	0	
Dec 7	Buf	L	1/0	6	73	12.2	23	0	
Dec 13	Was	L	1/1	0	0	–	–	0	
Dec 20	at Dal	L	–	–	–	–	–	–	
Dec 26	at Arz	W	–	–	–	–	–	–	
Jan 3	Sea	L	–	–	–	–	–	–	
TOTALS			7/5	33	391	11.8	35	1	

2021									
Date	Opp	W/L	P/S	Rec	Yds	Avg	Lg	TD	
Sep 12	at Det	W	1/1	9	189	21.0	79t	1	
Sep 19	at Phi	W	1/1	6	93	15.5	40	0	
Sep 26	GB	L	1/1	5	52	10.4	19	0	
Oct 3	Sea	L	1/1	8	156	19.5	76t	2	
Oct 10	at Arz	L	1/1	3	58	19.3	26	0	
Oct 24	Ind	L	1/1	7	100	14.3	29	1	
Oct 31	at Chi	W	1/1	6	171	28.5	83	0	
Nov 7	Arz	L	1/1	5	63	12.6	32	0	
Nov 15	LAR	W	1/1	5	97	19.4	40	1	
Nov 21	at Jax	W	1/1	1	15	15.0	15	0	
Nov 28	Min	W	1/1	1	12	12.0	12	0	
Dec 5	at Sea	L	–	–	–	–	–	–	
Dec 12	at Cin	W	1/1	1	22	22.0	22	0	
Dec 19	Atl	W	1/0	4	60	15.0	30	0	
Dec 23	at Ten	L	1/1	9	159	17.7	56	0	
Jan 2	Hou	W	1/1	3	63	21.0	45	1	
Jan 9	at LAR	W	1/1	4	95	23.8	43	0	
TOTALS			16/15	77	1,405	18.2	83	6	

2021 Postseason									
Date	Opp	W/L	P/S	Rec	Yds	Avg	Lg	TD	
Jan 16	at Dal	W	1/1	3	38	12.7	19	0	
Jan 22	at GB	W	1/1	3	44	14.7	18	0	
Jan 30	at LAR	L	1/1	4	72	18.0	44t	1	
TOTALS			3/3	10	154	15.4	44t	1	

2022									
Date	Opp	W/L	P/S	Rec	Yds	Avg	Lg	TD	
Sep 11	at Chi	L	1/1	2	14	7.0	8	0	
Sep 18	Sea	W	1/1	5	44	8.8	15	0	
Sep 25	at Den	L	1/1	5	73	14.6	32	0	
Oct 3	LAR	W	1/1	6	115	19.2	57t	1	
Oct 9	at Car	W	1/0	2	20	10.0	16	1	
Oct 16	at Atl	L	1/1	7	79	11.3	27	0	
Oct 23	KC	L	1/1	5	42	8.4	22	0	
Oct 30	at LAR	W	–	–	–	–	–	–	
Nov 13	LAC	W	1/1	2	24	12.0	16	0	
Nov 21	at Arz	W	1/1	7	57	8.1	19	0	
Nov 27	NO	W	1/1	3	43	14.3	20	0	
Dec 4	Mia	W	1/1	6	58	9.7	12	0	
Dec 11	TB	W	1/1	4	43	10.8	18	0	
Dec 15	at Sea	W	–	–	–	–	–	–	
Dec 24	Was	W	–	–	–	–	–	–	
Jan 1	at LV	W	–	–	–	–	–	–	
Jan 8	Arz	W	1/1	2	20	10.0	11	0	
TOTALS			13/12	56	632	11.3	57t	2	

2022 Postseason									
Date	Opp	W/L	P/S	Rec	Yds	Avg	Lg	TD	
Jan 14	Sea	W	1/1	6	133	22.2	74t	1	
Jan 22	Dal	W	1/1	4	45	11.3	17	0	
Jan 29	at Phi	L	1/1	3	33	11.0	13	0	
TOTALS			3/3	13	211	16.2	74t	1	


SAMUEL SR.'S GAME-BY-GAME

2023

Date	Opp	W/L	P/S	Rec	Yds	Avg	Lg	TD
Sep 10	at Pit	W	1/1	5	55	11.0	22	0
Sep 17	at LAR	W	1/1	6	63	10.5	23	0
Sep 21	NYG	W	1/1	6	129	21.5	40	1
Oct 1	Arz	W	1/1	0	0	–	–	0
Oct 8	Dal	W	1/1	3	55	18.3	42	0
Oct 15	at Cle	L	1/1	0	0	–	–	0
Oct 22	at Min	L	–	–	–	–	–	–
Oct 29	Cin	L	–	–	–	–	–	–
Nov 12	at Jax	W	1/1	4	30	7.5	9	0
Nov 19	TB	W	1/1	3	63	21.0	40	0
Nov 23	at Sea	W	1/1	7	79	11.3	24	0
Dec 3	at Phi	W	1/1	4	116	29.0	48	2
Dec 10	Sea	W	1/1	7	149	21.3	54	1
Dec 17	at Arz	W	1/1	4	48	12.0	19	2
Dec 25	Bal	L	1/1	4	47	11.8	20	0
Dec 31	at Was	W	1/1	5	37	7.4	16	1
Jan 7	LAR	L	1/1	2	21	10.5	15	0
TOTALS			15/15	58	871	15.0	54	7

2023 Postseason

Date	Opp	W/L	P/S	Rec	Yds	Avg	Lg	TD
Jan 20	GB	W	1/1	2	24	12.0	15	0
Jan 28	Det	W	1/1	8	89	11.1	26	0
Feb 11	at KC	L	1/1	3	33	11.0	12	0
TOTALS			3/3	13	146	11.4	26	0



ERIC SAUBERT

82

TE * 6-5 * 248 * DRAKE

5.9.94 * CHICAGO, IL * 8TH YEAR * ACQUIRED FA IN '24

GOLDMINE

- Saubert is a dog lover through and through. He especially loves his husky, Abe. Because of this love, Saubert selected the organization, Dogs for Better Lives, as his My Cause My Cleats initiative for both the 2021 and 2022 season. Dogs for Better Lives trains and places Assistance Dogs at zero cost to clients, a cause close to Eric's heart.



SAUBERT'S GOLDEN NUGGETS

- Last name is pronounced SAW-bert.
- Parents are Michael and Kimberley Saubert. Has three siblings, Danielle, Mikey and Timmy.

SAUBERT'S CAREER STATISTICS

YEAR	TEAM	GP	GS	RECEIVING					RUSHING				
				NO	YDS	AVG	LG	TD	ATT	YDS	AVG	LG	TD
2017	SF	14	0	0	0	—	—	0	0	0	—	—	0
2018	ATL	16	1	5	48	9.6	17	0	0	0	—	—	0
2019	CHI	2	0	2	21	10.5	11	0	0	0	—	—	0
2020	JAX	8	4	3	16	5.3	9	0	0	0	—	—	0
2021	DEN	17	4	8	47	5.9	11	1	0	0	—	—	0
2022	DEN	17	6	15	148	9.9	25	1	0	0	—	—	0
2023	DAL/HOU	10	1	3	12	4.0	5	0	0	0	—	—	0
TOTALS		84	16	36	292	8.1	25	2	0	0	—	—	0

Additional Statistics:

Special Teams Tackles – 7: 2017 (1); 2018 (1); 2020 (1); 2021 (1); 2022 (3)

Special Teams Fumble Recoveries – 1: 2022 (1)

Milestones:

NFL Debut: at Chi. (9/10/17); **First Start:** vs. Arz. (12/16/18); **First FR:** vs. at KC (1/1/23)

SAUBERT'S TRANSACTIONS

Originally a 5th round (174th overall) draft choice by Atl. in 2017...Traded to NE on 8/12/19...Waived by NE on 8/31/19...Signed to Oak. practice squad on 9/2/19...Signed to one-year deal with Chi. on 11/30/19...Placed on Reserve/COVID-19 List on 7/29/20...Reactivated from Reserve/COVID-19 List on 8/3/20...Waived by Chi. on 9/16/20...Signed to Jax. practice squad on 9/19/20...Promoted from Jax. practice squad on 10/24/20...Reverted back to Jax. practice squad on 10/26/20...Promoted from Jax. practice squad on 11/21/20...Signed one-year deal with Den. through 2021 on 5/3/21...Re-signed to one-year deal with Den. through 2022 on 5/4/22...Signed to one-year deal with Mia. through 2023 on 3/15/23...Placed on Injured Reserve List on 8/29/23...Waived by Mia. on 9/6/23...Signed to Dal. practice squad on 10/24/23...Promoted from Dal. practice squad on 10/28/23...Reverted back to Dal. practice squad on 10/30/23...Signed to a one-year deal with Hou. on 10/31/23...Signed to a one-year deal with SF on 4/8/24.

2023 (DALLAS/HOUSTON)

- Appeared in 10 games (1 start) and registered 3 repts. for 12 yds.
- Registered 1 reprot. for 5 yds. vs. Den. (12/3).

2022 (DENVER)

- Appeared in 17 games (6 starts) and tallied 15 repts. for 148 yds. and 1 TD.
- Recorded 1 reprot. for 22 yds. and 1 TD. His TD reprot. marked his first of the season.
- Registered a season-high 5 repts. for a season-high 36 yds. vs. Ind. (10/6).
- Tallied 3 repts. for 30 yds. at KC (1/1/23).

2021 (DENVER)

- Appeared in 17 games (4 starts) and registered 8 repts. for 47 yds. and 1 TD.
- Recorded 3 repts. for 23 yds. vs. LV (10/17).
- Tallied 1 reprot. for 1 yd. and 1 TD vs. LAC (11/28). His TD reprot. marked his first of the season.

2020 (CHICAGO/JACKSONVILLE)

- Appeared in 8 games (4 starts) and recorded 3 repts. for 16 yds.
- Tallied a 1 reprot. for a season-high 9 yds. at Ind. (1/3/21).

2019 (CHICAGO)

- Appeared in 2 games and registered 2 repts. for 21 yds.
- Tallied a season-high 1 reprot. for 11 yds. vs. KC (12/22).

2018 (ATLANTA)

- Appeared in 16 games (1 start) and tallied 5 repts. for 48 yds.
- Tallied 1 reprot. for a season-high 17 yds. at Cle. (11/11).
- Registered a season-high 2 repts. for 15 yds. at GB (12/9).

2017 (ATLANTA)

- Appeared in 14 games in his rookie season.

COLLEGE

Appeared in 41 games (37 starts) in five seasons (2012-16) at Drake (IA) and registered 190 repts. for 2,253 yds. and 21 TDs. As a senior in 2016, appeared in 11 games (10 starts) and registered 56 repts. for 776 yds. and 10 TDs. In 2015, started all 11 games and registered 55 repts. for 580 yds. and 7 TDs. As a sophomore, appeared in 8 games (7 starts) and registered 32 repts. for 348 yds. and 2 TDs. In 2013 as a redshirt freshman, appeared in 11 games (9 starts) and registered 47 repts. for 549 yds. and 2 TDs.

PERSONAL

- Two-sport athlete in high school, competing in football and basketball at Hoffman Estates HS (IL).
- Earned a degree in actuarial sciences from Drake and was a Drake Presidential Scholarship recipient.
- Born Eric Saubert (5/9/1994) in Chicago, IL.

INJURY REPORT

- 2017:** Inactive vs. NO (12/7) with a back injury.
- 2023:** Placed on the Injured Reserve List on 8/29 with a knee injury.



SAUBERT'S GAME-BY-GAME

2017 (Atlanta)

Date	Opp	W/L	P/S	Rec	Yds	Avg	Lg	TD
Sep 10	at Chi	W	1/0	0	0	—	—	0
Sep 17	GB	W	1/0	0	0	—	—	0
Sep 24	at Det	W	1/0	0	0	—	—	0
Oct 1	Buf	L	1/0	0	0	—	—	0
Oct 15	Mia	L	1/0	0	0	—	—	0
Oct 22	at NE	L	1/0	0	0	—	—	0
Oct 29	at NYJ	W	1/0	0	0	—	—	0
Nov 5	at Car	L	1/0	0	0	—	—	0
Nov 12	Dal	W	1/0	0	0	—	—	0
Nov 20	at Sea	W	1/0	0	0	—	—	0
Nov 26	TB	W	1/0	0	0	—	—	0
Dec 3	Min	L	1/0	0	0	—	—	0
Dec 7	NO	W	1/0	0	0	—	—	0
Dec 18	at TB	W	1/0	0	0	—	—	0
Dec 24	at NO	L	1/0	0	0	—	—	0
Dec 31	Car	W	1/0	0	0	—	—	0
TOTALS			14/0	0	0	—	—	0

2018 (Atlanta)

Date	Opp	W/L	P/S	Rec	Yds	Avg	Lg	TD
Sep 6	at Phi	L	1/0	0	0	—	—	0
Sep 16	Car	W	1/0	0	0	—	—	0
Sep 23	NO	L	1/0	0	0	—	—	0
Sep 30	Cin	L	1/0	0	0	—	—	0
Oct 7	at Pit	L	1/0	1	8	8.0	8	0
Oct 14	TB	W	1/0	0	0	—	—	0
Oct 22	NYG	W	1/0	1	8	8.0	8	0
Nov 4	at Was	W	1/0	0	0	—	—	0
Nov 11	at Cle	L	1/0	1	17	17.0	17	0
Nov 18	Dal	L	1/0	0	0	—	—	0
Nov 22	at NO	L	1/0	0	0	—	—	0
Dec 2	Bal	L	1/0	0	0	—	—	0
Dec 9	at GB	L	1/0	2	15	7.5	8	0
Dec 16	Arz	W	1/1	0	0	—	—	0
Dec 23	at Car	W	1/0	0	0	—	—	0
Dec 30	at TB	W	1/0	0	0	—	—	0
TOTALS			16/1	5	48	9.6	17	0

2019 (Chicago)

Date	Opp	W/L	P/S	Rec	Yds	Avg	Lg	TD
Sep 5	at Pit	W	—	—	—	—	—	—
Sep 15	at LAR	W	—	—	—	—	—	—
Sep 23	NYG	W	—	—	—	—	—	—
Sep 29	Arz	W	—	—	—	—	—	—
Oct 6	Dal	W	—	—	—	—	—	—
Oct 20	at Cle	L	—	—	—	—	—	—
Oct 27	at Min	L	—	—	—	—	—	—
Nov 3	Cin	L	—	—	—	—	—	—
Nov 10	at Jax	W	—	—	—	—	—	—
Nov 17	TB	W	—	—	—	—	—	—
Nov 24	at Sea	W	—	—	—	—	—	—
Nov 28	at Phi	W	—	—	—	—	—	—
Dec 5	Sea	W	—	—	—	—	—	—
Dec 15	at Arz	W	—	—	—	—	—	—
Dec 22	Bal	L	1/0	1	11	11.0	11	0
Dec 29	at Was	W	1/0	1	10	10.0	10	0
TOTALS			2/0	2	21	10.5	11	0

2020 (Chicago/Jacksonville)

Date	Opp	W/L	P/S	Rec	Yds	Avg	Lg	TD
Sep 13	at Det	W	—	—	—	—	—	—
INACTIVE								
WAIVED BY CHI ON 9/16								
SIGNED TO JAX PRACTICE SQUAD ON 9/19								
Sep 20	at LAR	W	—	—	—	—	—	—
Sep 24	NYG	W	—	—	—	—	—	—
Oct 4	Arz	W	—	—	—	—	—	—
Oct 11	Dal	W	—	—	—	—	—	—
Oct 18	at Cle	L	—	—	—	—	—	—
Oct 25	at Min	L	1/0	0	0	—	—	0
Nov 8	Cin	L	—	—	—	—	—	—
Nov 15	at Jax	W	—	—	—	—	—	—
Nov 22	TB	W	1/1	1	3	3.0	3	0
Nov 29	at Sea	W	1/1	0	0	—	—	0
Dec 6	at Phi	W	1/0	0	0	—	—	0
Dec 13	Sea	W	1/0	1	4	4.0	4	0
Dec 20	at Arz	W	1/1	0	0	—	—	0
Dec 27	Bal	L	1/0	0	0	—	—	0
Jan 3	at Was	W	1/1	1	9	9.0	9	0
TOTALS			8/4	3	0	5.3	9	0

2021 (Denver)

Date	Opp	W/L	P/S	Rec	Yds	Avg	Lg	TD
Sep 12	at Pit	W	1/0	1	7	7.0	7	0
Sep 19	at LAR	W	1/0	1	7	7.0	7	0
Sep 26	NYG	W	1/0	0	0	—	—	0
Oct 3	Arz	W	1/0	0	0	—	—	0
Oct 10	Dal	W	1/1	0	0	—	—	0
Oct 17	at Cle	L	1/1	3	23	7.7	11	0
Oct 21	at Min	L	1/1	1	3	3.0	3	0
Oct 31	Cin	L	1/0	0	0	—	—	0
Nov 7	at Jax	W	1/1	1	6	6.0	6	0
Nov 14	TB	W	1/0	0	0	—	—	0
Nov 28	at Sea	W	1/0	1	1	1.0	1t	0
Dec 5	at Phi	W	1/0	0	0	—	—	0
Dec 12	Sea	W	1/0	0	0	—	—	0
Dec 19	at Arz	W	1/0	0	0	—	—	0
Dec 26	Bal	L	1/0	0	0	—	—	0
Jan 2	at Was	W	1/0	0	0	—	—	0
Jan 8	LAR	L	1/0	0	0	—	—	0
TOTALS			17/4	8	47	5.9	11	0

2022 (Denver)

Date	Opp	W/L	P/S	Rec	Yds	Avg	Lg	TD
Sep 12	at Sea	L	1/0	0	0	—	—	0
Sep 18	Hou	W	1/1	1	22	22.0	—	0
Sep 25	SF	W	1/0	0	0	—	—	0
Oct 2	at LV	L	1/1	1	25	25.0	—	0
Oct 6	Ind	L	1/0	5	36	7.2	—	0
Oct 17	at LAC	L	1/0	0	0	—	—	0
Oct 23	NYJ	L	1/0	0	0	—	—	0
Oct 30	at Jax	W	1/0	0	0	—	—	0
Nov 13	at Ten	L	1/0	1	12	12.0	—	0
Nov 20	LV	L	1/1	2	16	8.0	—	0
Nov 27	at Car	L	1/1	0	0	—	—	0
Dec 4	at Bal	L	1/1	0	0	—	—	0
Dec 11	KC	L	1/0	1	2	2.0	—	0
Dec 18	Arz	W	1/0	1	5	5.0	—	0
Dec 25	at LAR	L	1/0	0	0	—	—	0
Jan 1	at KC	L	1/0	3	30	10.0	—	0
Jan 8	LAC	W	1/1	0	0	—	—	0
TOTALS			17/6	15	148	9.9	—	0

SAUBERT'S GAME-BY-GAME

2023 (Dallas/Houston)

Date	Opp	W/L	P/S	Rec	Yds	Avg	Lg	TD
SIGNED TO DAL PRACTICE SQUAD ON 10/24								
ACTIVATED FROM DAL PRACTICE SQUAD ON 10/28								
Oct 29	LAR	L	1/0	0	0	—	—	0
REVERTED BACK TO DAL PRACTICE SQUAD ON 10/30								
SIGNED TO HOU ACTIVE ROSTER ON 10/31								
Nov 5	TB	W	1/0	0	0	—	—	0
Nov 12	at Cin	W	1/0	0	0	—	—	0
Nov 19	Arz	W	—	—	INACTIVE	—	—	—
Nov 26	Jax	W	1/0	0	0	—	—	0
Dec 3	Den	W	1/0	1	5	5.0	5	0
Dec 10	at NYJ	W	1/0	0	0	—	—	0
Dec 17	at Ten	L	1/0	0	0	—	—	0
Dec 24	Cle	L	1/0	0	0	—	—	0
Dec 31	Ten	W	1/0	1	2	2.0	2	0
Jan 6	at Ind	W	1/1	1	5	5.0	5	0
TOTALS			10/1	3	12	4.0	5	0



PATRICK TAYLOR JR.

32

RB * 6-2 * 217 * MEMPHIS

4.29.98 * HUMBLE, TX * 5TH YEAR * ACQUIRED FA IN '24

GOLDMINE

- Hosts an annual youth football camp in his hometown of Humble, TX. The Patrick Taylor Jr. Football Skills camp is open to children from ages 7-17 with the goal of providing football skills and knowledge to underserved youth. "This is something that I didn't have the chance to do when I was growing up," Taylor Jr. said. "Being able to put on this event, to give back to the community and give kids the gifts and skills that they can use moving forward, not only in football, but also in life."



TAYLOR JR.'S GOLDEN NUGGETS

- Athleticism runs deep in Taylor Jr.'s family. His sister, Nadia, who plays softball professionally along with her role as a hitting coach after playing college softball at Texas. Taylor Jr. considers Nadia to be his biggest inspiration because she was a great example of what it means to work hard to achieve your goals.
- His father, Patrick Sr., played football at Nicholls State and his cousin, Coye Fairman, played alongside Patrick Jr. at Memphis.

TAYLOR JR.'S CAREER STATISTICS

YEAR	TEAM	GP	GS	RUSHING					RECEIVING				
				ATT	YDS	AVG	LG	TD	NO	YDS	AVG	LG	TD
2021	GB	9	0	23	89	3.9	12	1	2	3	1.5	3	0
2022	GB	14	0	10	31	3.1	6	0	1	17	17.0	17	0
2023	GB	11	0	75	141	4.4	24	0	11	49	4.5	16	0
TOTALS		34	0	327	261	4.0	24	1	14	69	4.9	17	0

PLAYOFFS

YEAR	TEAM	GP	GS	RUSHING					RECEIVING				
				ATT	YDS	AVG	LG	TD	NO	YDS	AVG	LG	TD
2021	GB	1	0	0	0	0	0	0	0	0	–	–	0
2023	GB	2	0	3	6	2.0	3	0	0	0	–	–	0
TOTALS		3	0	3	6	2.0	3	0	0	0	–	–	0

Milestones:

NFL Debut: at KC (11/7/21); **First Reception:** Regular Season – at Det. (1/9/22 – 21–yd. pass from QB Jordan Love); **First Rushing TD:** Regular Season – at Det. (1/9/22 – 1 yd.)

TAYLOR JR.'S CAREER HIGHS

Rushes: Regular Season – 11 at Det. (1/9/22); Postseason – 3 at Dal. (1/14/24)

Rushing Yards: Regular Season – 137 at Chi. (10/31/21); Postseason – 96 at Dal. (1/16/22)

Rushing TDs: Regular Season – 1 at Det. (1/9/22)

Long Rush: Regular Season – 24 vs. KC (12/3/23) Postseason – 3 at Dal. (1/14/24)

Receptions: Regular Season – 3 vs. NO (9/24/23)

Receiving Yards: Regular Season – 23 vs. NO (9/24/23)

Long Reception: Regular Season – 17 at Mia. (12/25/22)

TAYLOR JR.'S TRANSACTIONS

Originally signed as an undrafted free agent by GB in 2020...Placed on Reserve/Non-Football Injury list on 9/5/20...Waived by GB on 8/31/21...Signed to GB practice squad on 9/1/21...Promoted from GB practice squad on 11/4/21...Waived by GB on 8/30/22...Re-signed to GB practice squad on 8/31/22...Promoted to GB active roster on 9/17/22...Reverted back to GB practice squad on 9/19/22...Promoted to GB active roster on 9/24/22...Waived by GB on 11/1/22...Re-signed to GB practice squad on 11/3/22...Promoted to GB active roster on 11/15/22...Waived by GB on 11/23/22...Signed to GB practice squad on 11/25/22...Promoted to GB active roster on 11/26/22...Reverted back to GB practice squad on 11/28/22...Promoted to GB active roster on 12/3/22...Reverted back to GB practice squad on 12/5/22...Promoted to GB active roster on 12/19/22...Waived by GB on 9/29/23...Re-signed to GB practice squad on 8/30/23...Promoted to GB active roster on 9/9/23...Reverted back to GB practice squad on 9/11/23...Promoted to GB active roster on 9/16/23...Reverted back to GB practice squad on 9/18/23...Promoted to GB active roster on 9/23/23...Reverted back to GB practice squad on 9/25/23...Promoted to GB active roster on 10/9/23...Waived by GB on 10/10/23...Signed to NE practice squad on 10/18/23...Re-signed to a one-year deal with GB on 11/20/23...Signed to a one-year deal with SF on 4/8/23.



2023 (GREEN BAY)

- Appeared in 11 games and tallied 32 carries for 141 yds. to go along with 11 receipts. for 49 yds.
- Hauled 3 carries for 6 yds. to go along with 3 receipts. for a season high 23 yds. vs. NO (9/24).
- Recorded 4 carries for 30 yds. to go along with 2 receipts. 22 yds.
- Tallied 8 carries for 30 yds. at Min. (12/31).

2022 (GREEN BAY)

- Appeared in 14 games and tallied 10 rushes for 31 yds. to go along with 1 receipt. for 17 yds.
- Recorded 1 carry for 6 yds. at Chicago (12/4).
- Tallied 4 carries for a season-high 15 yds. vs. LAR (12/19).
- Hauled a season-high 5 carries for 10 yds.

2021 (GREEN BAY)

- Appeared in 9 games and recorded 24 carries for 89 yds. and 1 TD to go along with 2 receipts. for 3 yds.
- Hauled 4 carries for 11 yds. at Min. (11/21).
- Tallied 6 carries for 18 yds. vs. Min. (1/2/22).
- Recorded a season-high 11 carries for a season-high 53 yds. and 1 TD to go along with 2 receipts. for 3 yds. at Det. (1/9). His TD marked the first of his career.

COLLEGE

Appeared in 45 games (4 starts) in four seasons (2016-19) at Memphis and registered 536 carries for 2,884 yds. and 39 TDs as well as 55 receipts. for 434 yds. As a senior, appeared in 6 games (1 start) and registered 78 carries for 350 yds. and 5 TDs as well as 8 receipts for 52 yds. In 2018, appeared in all 14 games (1 start) and registered 208 carries for 1,122 yds. and 18 TDs as well as 17 receipts. for 197 yds. As a sophomore, appeared in all 13 games (2 starts) and registered 157 carries for 866 yds. and 14 TDs as well as 19 receipts. for 148 yds. As a true freshman in 2016, appeared in all 13 games and registered 93 carries for 546 yds. and 2 TDs as well as 11 receipts. for 37 yds.

PERSONAL

- Born Patrick O’Neal Taylor Jr. (4/29/1998) in Harvey, LA.
- Graduated with a degree in management from Memphis.
- Has two sisters, Nadia and Nakia.
- Parents are Patrick and Katie Taylor.
- Has one daughter, Kiana Lillie Taylor, with wife, Lauren.

TAYLOR JR.’S GAME-BY-GAME

2021 (Green Bay)

Date	Opp	W/L	P/S	Rsh	Yds	Avg	Lg	TD	Rec	Yds	TD
SIGNED TO GB PRACTICE SQUAD ON 9/1											
Sep 12	at NO	L	–	–	–	–	–	–	–	–	–
Sep 20	Det	W	–	–	–	–	–	–	–	–	–
Sep 26	at SF	W	–	–	–	–	–	–	–	–	–
Oct 3	Pit	W	–	–	–	–	–	–	–	–	–
Oct 10	at Cin	W	–	–	–	–	–	–	–	–	–
Oct 17	at Chi	W	–	–	–	–	–	–	–	–	–
Oct 24	Was	W	–	–	–	–	–	–	–	–	–
Oct 28	at Arz	W	–	–	–	–	–	–	–	–	–
PROMOTED TO GB ACTIVE ROSTER ON 11/4											
Nov 7	at KC	L	1/0	0	0	–	–	0	0	0	0
Nov 14	Sea	W	1/0	2	7	3.5	–	0	0	0	0
Nov 21	at Min	L	1/0	4	11	2.8	–	0	0	0	0
Nov 28	LAR	W	1/0	0	0	–	–	0	0	0	0
Dec 12	Chi	W	1/0	0	0	–	–	0	0	0	0
Dec 19	at Bal	W	1/0	0	0	–	–	0	0	0	0
Dec 25	Cle	W	1/0	0	0	–	–	0	0	0	0
Jan 2	Min	W	1/0	6	18	3.0	–	0	0	0	0
Jan 9	at Det	L	1/1	11	53	4.8	–	0	0	0	0
TOTALS			9/0	23	89	3.9		0	0	0	0

2022 (Green Bay)

Date	Opp	W/L	P/S	Rsh	Yds	Avg	Lg	TD	Rec	Yds	TD
Sep 11	at Min	L	1/0	0	0	–	–	0	0	0	0
Sep 18	Chi	W	1/0	0	0	–	–	0	0	0	0
Sep 25	at TB	W	1/0	0	0	–	–	0	0	0	0
Oct 2	NE	W	1/0	0	0	–	–	0	0	0	0
Oct 9	NYG	L	1/0	0	0	–	–	0	0	0	0
Oct 16	NYJ	L	1/0	0	0	–	–	0	0	0	0
Oct 23	at Was	L	1/0	0	0	–	–	0	0	0	0
Oct 30	at Buf	L	1/0	0	0	–	–	0	0	0	0
Nov 6	at Det	L	1/0	0	0	–	–	0	0	0	0
Nov 13	Dal	W	1/0	0	0	–	–	0	0	0	0
Nov 17	Ten	L	1/0	0	0	–	–	0	0	0	0
Nov 27	at Phi	L	1/0	0	0	–	–	0	0	0	0
Dec 4	at Chi	W	1/0	1	6	6.0	6	0	0	0	0
Dec 19	LAR	W	1/0	4	15	3.8	6	0	0	0	0
Dec 25	at Mia	W	1/0	0	0	–	–	0	1	17	0
Jan 1	Min	W	1/0	5	10	2.0	–	0	0	0	0
Jan 8	Det	L	1/0	0	0	–	–	0	0	0	0
TOTALS			14/0	10	31	3.1	6	0	1	17	0

2021 Postseason (Green Bay)

Date	Opp	W/L	P/S	Rsh	Yds	Avg	Lg	TD	Rec	Yds	TD
Jan 22	SF	L	1/0	0	0	–	–	0	0	0	0
TOTALS			1/0	0	0	–	–	0	0	0	0


TAYLOR JR.'S GAME-BY-GAME

2023 (Green Bay)

Date	Opp	W/L	P/S	Rsh	Yds	Avg	Lg	TD	Rec	Yds	TD
Sep 10	at Chi	W	1/0	5	22	4.4	10	0	0	0	0
Sep 17	at Atl	L	1/0	1	1	1.0	1	0	0	0	0
Sep 24	NO	W	1/0	3	6	2.0	4	0	0	0	0
Sep 28	Det	L	1/0	0	0	—	—	0	0	0	0
Oct 9	at LV	L	1/0	2	2	1.0	5	0	2	5	0
Oct 22	at Den	L	1/0	0	0	—	—	0	0	0	0
Oct 29	Min	L	1/0	0	0	—	—	0	0	0	0
Nov 5	LAR	W	1/0	0	0	—	—	0	0	0	0
Nov 12	at Pit	L	1/0	0	0	—	—	0	0	0	0
Nov 19	LAC	W	1/0	0	0	0	—	—	0	0	0
Nov 23	at Det	W	1/0	3	11	3.7	—	0	1	4	0
Dec 3	KC	W	1/0	2	29	14.5	24	0	0	0	0
Dec 11	at NYG	L	1/0	4	30	7.5	14	0	2	22	0
Dec 17	TB	L	1/0	1	6	6.0	6	0	2	-4	0
Dec 24	at Car	W	1/0	3	4	1.3	2	0	1	-1	0
Dec 31	at Min	W	1/0	8	30	3.8	10	0	0	0	0
Jan 7	Chi	W	1/0	0	0	—	—	0	0	0	0
TOTALS			11/0	32	141	4.4	24	0	11	49	0

2023 Postseason (Green Bay)

Date	Opp	W/L	P/S	Rsh	Yds	Avg	Lg	TD	Rec	Yds	TD
Jan 14	at Dal	W	1/0	3	6	2.0	3	0	0	0	0
Jan 20	at SF	L	1/0	0	0	—	—	0	0	0	0
TOTALS			2/0	3	6	2.0	3	0	0	0	0



TRENT TAYLOR

19

WR * 5-8 * 178 * LOUISIANA TECH

4.40.94 * COOKSVILLE, TN * 8TH YEAR * ACQUIRED FA IN '24

GOLDMINE

- NFL players had the opportunity to participate in the NFL's annual My Cause, My Cleats campaign during a designated home game between Weeks 13-15 of 2018. Taylor and his teammates represented their respective causes with custom-designed cleats in an effort to raise awareness and funding. End Slavery Tennessee provides specialized case management and comprehensive after-care for human trafficking survivors and tactically addresses the problem through advocacy, prevention and training of front line professionals.



- Taylor and his teammates joined Levi's in support of breast, colon and pediatric cancer warriors at the Crucial Catch Fashion Show presented by Dignity Health on October 2, 2018. 49ers players and cancer warriors took to the runway to show off their attire and share their stories of strength and courage with the audience.



TAYLOR'S GOLDEN NUGGETS

- Taylor's father, Greg, played linebacker at Western Kentucky University from 1982-85 under WKU's all-time wins leader, Jimmy Feix, for two seasons (1984-85).
- In 2016, Taylor led the nation with 1,803 rec. yds. on 136 recpts. to go along with 12 TDs.
- Taylor has lived in three states during his life, including Kentucky, Louisiana and Tennessee. During his time in Tennessee, he became very fond of the city of Nashville and country music.
- Growing up, Taylor was a multi-sport athlete while attending Evangel Christian (Shreveport, LA) High School. He was an all-state baseball player in addition to participating in track and long jump. For one season, Taylor played tennis with his quarterback as his doubles partner and the two were state runners-up that year.
- While playing defensive back in high school, Taylor hit an opponent with such ferocity that he broke the receiver's jaw.

GOLDMINE (CONTINUED)

- The 49ers joined forces with Martha's Kitchen of San Jose as part of their Community Tuesday kickoff event on September 11, 2018. Taylor and teammates took part in the event by serving dinner to nearly 200 residents in need, refilling beverages and bussing tables. Both the 49ers and Levi's Stadium partner with Martha's Kitchen throughout the year by donating excess food after stadium events. Martha's Kitchen's mission is to "feed the hungry with dignity, no questions asked, no judgements made."



GOLDMINE (CONTINUED)

- During all Week 13 games in 2017, NFL players had the chance to share the causes that are important to them as part of the NFL's My Cause, My Cleats campaign. The initiative was a culmination of collaborative work between the NFL and players across the league. "The USO strengthens America's military service members by keeping them connected to family, home and country, throughout their service to the nation," said Taylor.



- As part of the 49ers annual Thanksgiving celebrations, Taylor and his teammates visited Cityteam San Jose to serve a holiday feast to over 300 people in need. Guests enjoyed turkey along with all of the usual holiday sides, while getting to know the 49ers.



- In April of 2018, Taylor and his teammates attended the eighth annual Prom at UCSF Benioff Children's Hospital San Francisco in Mission Bay, with more than 200 teen patients and their friends. Patients and 49ers players enjoyed a fun-filled "Vintage Circus" prom with photo booths, music, dancing, dining and more. This special evening allowed patients to participate in a milestone that they may miss as a result of sickness.



- During the 2019 offseason, members of the 49ers took part in the Second Annual Picnic on the Field, located on the Levi's Stadium field. Taylor and his teammates spent the day taking pictures with fans, who enjoyed music, food and games in support of the 49ers Foundation. The foundation, in conjunction with NFL Huddle for 100, partnered with Amazon to fill 1,000 backpacks full of school supplies. Fans and players joined together to assemble the packs, which were distributed throughout the community to children in need.



TAYLOR'S CAREER STATISTICS

YEAR	TEAM	GP	GS	RECEIVING					RUSHING				
				NO	YDS	AVG	LG	TD	ATT	YDS	AVG	LG	TD
2017	SF	15	1	43	430	10.0	33	2	0	0	–	–	0
2018	SF	14	0	26	215	8.3	23	1	0	0	–	–	0
2019	SF	–	–	–	–	–	–	–	–	–	–	–	–
2020	SF	12	1	10	86	8.6	29	0	0	0	–	–	0
2021	CIN	4	0	2	41	20.5	26	0	0	0	–	–	0
2022	CIN	16	1	6	62	10.3	34	0	4	15	3.8	9	0
2023	CIN	17	0	0	0	–	–	0	1	–2	–2.0	–2	0
TOTALS		78	3	87	834	9.6	34	3	5	13	2.6	9	0

PLAYOFFS

YEAR	TEAM	GP	GS	RECEIVING					RUSHING				
				NO	YDS	AVG	LG	TD	ATT	YDS	AVG	LG	TD
2019	SF	–	–	–	–	–	–	–	–	–	–	–	–
2021	CIN	4	3	0	0	–	–	0	0	0	–	–	0
2022	CIN	3	0	0	0	–	–	0	0	0	–	–	0
TOTALS		7	3	0	0	–	–	0	0	0	–	–	0

YEAR	TEAM	KICKOFF RETURNS					PUNT RETURNS					
		NO	YDS	AVG	LG	TD	NO	FC	YDS	AVG	LG	TD
2017	SF	1	8	8.0	8	0	30	16	281	9.4	39	0
2018	SF	1	15	15.0	15	0	10	6	78	7.8	18	0
2019	SF	–	–	–	–	–	–	–	–	–	–	–
2020	SF	0	0	–	–	0	9	14	112	12.4	20	0
2021	CIN	4	68	17.0	25	0	7	5	52	7.4	12	0
2022	CIN	2	15	7.5	9	0	33	19	340	10.3	27	0
2023	CHI	0	0	–	–	0	23	21	188	8.2	31	0
TOTALS		8	106	13.3	25	0	112	81	1,051	9.4	39	0

PLAYOFFS

YEAR	TEAM	KICKOFF RETURNS					PUNT RETURNS					
		NO	YDS	AVG	LG	TD	NO	FC	YDS	AVG	LG	TD
2019	SF	–	–	–	–	–	–	–	–	–	–	–
2021	CIN	0	0	–	–	0	6	5	76	12.7	20	0
2022	CIN	1	18	18.0	16	0	5	3	39	7.8	14	0
TOTALS		1	18	18.0	16	0	11	8	115	10.5	20	0

Additional Statistics:

Fumbles–Lost – 2–1: 2017 (1–1); 2018 (1–0)

Tackles – 2: 2017 (1); 2018 (1)

Special Teams Fumble Recoveries – 1: 2018 (1)

Milestones:

NFL Debut: vs. Car. (9/10/17); **First Start:** vs. Jax. (12/24/17); **First Reception:** vs. Car. (9/10/17 – 8–yd. pass from QB Brian Hoyer); **First Touchdown:** vs. LAR (9/21/17 – 3–yd. pass from QB Brian Hoyer); **First Punt Return:** vs. Car. (9/10/17 – 9–yd. PR)

TAYLOR'S CAREER HIGHS

Receptions: Regular Season – 7 vs. Arz. (10/7/18)

Receiving Yards: Regular Season – 92 at Chi. (12/3/17)

Long Reception: Regular Season – 34 vs. Cle. (12/11/22)

Touchdown Receptions: Regular Season – 1 (3 times) Last vs. Arz. (10/7/18)

Punt Returns: Regular Season – 5 vs. Pit. (9/11/22)

Punt Return Yards: Regular Season – 52 vs. Car. (11/6/22)

Long Punt Return: Regular Season – 39 at Was. (10/15/17)

Kickoff Returns: Regular Season – 3 vs. Bal. (12/26/21)

Kickoff Return Yards: Regular Season – 45 vs. Bal. (12/26/21)

Long Kickoff Return: Regular Season – 25 vs. Bal. (12/26/21)

TAYLOR'S TRANSACTIONS

Originally a 5th-round (177th overall) draft choice by SF in 2017...Placed on the Injured Reserve List on 9/20/19...Activated from the Injured Reserve List on 2/3/20...Placed on the Reserve/COVID-19 List on 12/23/20...Reactivated from the Reserve/COVID-19 List on 1/6/21...Signed a one-year deal with Cin. on 5/17/21...Waived by Cin. on 8/31/21...Signed to Cin. practice squad on 9/1/21...Promoted to Cin. active roster on 12/18/21...Reverted back to Cin. practice squad on 12/20/21...Promoted to Cin. active roster on 12/25/21...Reverted back to Cin. practice squad on 12/27/21...Promoted to Cin. active roster on 1/1/22...Reverted back to Cin. practice squad on 1/3/22...Promoted to Cin. active roster on 1/8/22...Reverted back to Cin. practice squad on 1/10/22...Promoted to Cin. active roster on 1/14/22...Reverted back to Cin. practice squad on 1/17/22...Promoted to Cin. active roster on 1/21/22...Reverted back to Cin. practice squad on 1/24/22...Promoted to Cin. active roster on 1/29/22...Reverted back to Cin. practice squad on 1/31/22...Promoted to Cin. active roster on 2/1/22...Re-signed a one-year deal with Cin. on 2/22/22...Re-signed a one-year deal with Cin. through 2023 on 3/27/23...Waived by Cin. on 8/29/23...Signed a one-year deal with Chi. on 8/31/23...Signed a one-year deal with SF through 2024 on 4/16/24.

2023 (CHICAGO)

- Appeared in 17 games and added 23 PRs for 188 yds. (8.2 avg.).
- Tallied 4 PRs for a season-high 56 yds. His 31-yd. PR vs. Det. (12/10) marked the longest of the season.
- Notched a season-high 5 PRs for 23 yds. at Cle. (12/17).

2022 (CINCINNATI)

- Appeared in 16 games and registered 6 receipts. for 62 yds., while adding 33 PRs for 340 yds. (10.3 avg.) and 2 KR for 15 yds. (7.5 avg.). Also, appeared in 3 postseason contests and added 5 PRs for 39 yds. (7.8 avg.) and 1 KR for 18 yds. (18 avg.).
- Tallied a season-high 5 PRs for 31 yds. (6.2 avg.) vs. Pit. (9/11).
- Notched 3 PRs for a season-high 52 yds. (17.3 avg.) and 2 KR for 15 yds. (7.5 avg.) vs. Car. (11/6). His 27-yd PR marked his longest of the season.
- Registered 1 receipt. for a season-high 34 yds. vs. Cle. (12/11).

2021 (CINCINNATI)

- Appeared in 4 games and registered 2 receipts. for 41 yds. and added 7 PRs for 52 yds. (7.4 avg.) and 4 KR for 68 yds. (17.0 avg.). Also, appeared in 4 postseason games and added 6 PRs for 76 yds. (12.7 avg.).
- Hauled a season-high 3 PRs for 22 yds. and 1 KR for 23 yds. at Den. (12/19).
- Notched a season-high 2 receipts. for 41 yds. at Cle. (1/9/22).

2020 (SAN FRANCISCO)

- Appeared in 12 games (1 start) and registered 10 receipts. for 86 yds. and 9 PRs for 112 yds.
- Registered a season-high 3 receipts. for 32 yds. and 1 PR for a season-high 20 yds. at Sea. (11/1).

2019 (SAN FRANCISCO)

- Spent the season on the Injured Reserve List for a foot injury.

2018 (SAN FRANCISCO)

- Saw action in 14 games and hauled in 26 receipts. for 215 yds. and 1 TD.
- Registered a career-high 7 receipts. for 61 yds. and a 1-yd. TD receipt vs. Arz. (10/7). The TD receipt. marked his 1st TD receipt. of the season and 3rd of his career.

2017 (SAN FRANCISCO)

- Played in 15 games (1 start) and registered 43 receipts. for 430 yds. and 2 TDs, while adding 30 PRs for 281 yds. (9.4 avg.).
- Led all rookies and ranked t-6th in the NFL with 27 receipts. on 3rd down. Of his 27 3rd-down receipts., 66.7 pct. (18) converted a 1st down.
- Registered his 1st career TD on a 3-yd. pass from QB Brian Hoyer vs. LAR (9/21).
- Tallied a 39-yd. PR at Was. (10/15), the longest of his career. It marked the longest PR by the 49ers since 11/25/13 (RB LaMichael James - 40-yds.).
- Notched career-highs in both receipts. (6) and rec. yds. (92) at Chi. (12/3). At the time, his 92 rec. yds. were the most by a 49ers rookie since 12/8/96 (WR Terrell Owens - 110 rec. yds. vs. Car.).
- Hauled in a 5-yd. TD pass from QB Jimmy Garoppolo vs. Jax. (12/24). It marked his 2nd TD receipt. of his career (9/21/17 vs. LAR).

COLLEGE

In four seasons at Louisiana Tech, played in 53 games and registered 327 receipts. for 4,179 yds. and 32 TDs, while adding 58 PRs for 482 yds. Finished his collegiate career ranked 1st in school history with 327 career receipts. and 2nd in both rec. yds. (4,179) and TDs (32). In 2016, earned First-Team All-Conference USA honors as a WR and Second-Team All-Conference USA honors as PR. Also earned First-Team All-Louisiana honors from the Louisiana Sports Writers Association. Started all 14 games and notched 136 receipts. for 1,803 yds. and 12 TDs. Also added 17 PRs for 176 yds. His 1,803 rec. yds. ranked 1st in the NCAA and set a single-season school record. As a junior, earned First-Team All-Conference USA and First-Team All-Louisiana honors. Played in 13 games and tallied 99 receipts. for 1,282 yds. and 9 TDs while adding 13 PRs for 83 yds. In 2014, earned Second-Team All-Conference USA and Honorable Mention All-Louisiana honors. Played in 14 games and tallied 64 receipts. for 834 yds. and 9 TDs. Also had 22 PRs for 168 yds. As a freshman, played in 12 games and notched 28 receipts. for 260 yds. and 2 TDs, while adding 6 PRs for 53 yds.

PERSONAL

- Attended Evangel Christian Academy (Shreveport, LA), and earned all-state, all-district and all-city honors and was named MVP of the state championship game as a senior.
- Registered 107 receipts. for 1,650 yds. and 20 TDs as a senior.
- Also lettered in basketball, baseball, tennis and track & field.
- Born Trent Nelson Taylor (4/30/94) in Cookville, TN.

INJURY REPORT

- 2017:** Inactive vs. NYG (11/12) with a ribs injury.
- 2018:** Inactive at GB (10/15) with a back injury.
- 2019:** Inactive for the first 2 games of the season [at TB (9/8) and at Cin. (9/15)] with a foot injury. Placed on the Injured Reserve List on 9/20.

TAYLOR'S GAME-BY-GAME

2017 (San Francisco)

Table with columns: Date, Opp, W/L, P/S, Rec, Yds, Avg, Lg, TD. Rows include games from Sep 10 to Dec 31, and a TOTALS row.

2017 Returns (San Francisco)

Table with columns: Date, Opp, KR, Yds, Avg, Lg, TD, PR, FC, Yds, Avg, Lg, TD. Rows include games from Sep 10 to Dec 31, and a TOTALS row.

2018 (San Francisco)

Table with columns: Date, Opp, W/L, P/S, Rec, Yds, Avg, Lg, TD. Rows include games from Sep 9 to Dec 30, and a TOTALS row.

2018 Returns (San Francisco)

Table with columns: Date, Opp, KR, Yds, Avg, Lg, TD, PR, FC, Yds, Avg, Lg, TD. Rows include games from Sep 9 to Dec 30, and a TOTALS row.

2019 (San Francisco)

Table with columns: Date, Opp, W/L, P/S, Rec, Yds, Avg, Lg, TD. Rows include games from Sep 8 to Sep 15, and a TOTALS row.

2019 Returns (San Francisco)

Table with columns: Date, Opp, KR, Yds, Avg, Lg, TD, PR, FC, Yds, Avg, Lg, TD. Rows include games from Sep 8 to Sep 15, and a TOTALS row.

2020 (San Francisco)

Table with columns: Date, Opp, W/L, P/S, Rec, Yds, Avg, Lg, TD. Rows include games from Sep 13 to Dec 20, and a TOTALS row.

2020 Returns (San Francisco)

Table with columns: Date, Opp, KR, Yds, Avg, Lg, TD, PR, FC, Yds, Avg, Lg, TD. Rows include games from Sep 13 to Dec 20, and a TOTALS row.

TAYLOR'S GAME-BY-GAME

2021 (Cincinnati)

Date	Opp	W/L	P/S	Rec	Yds	Avg	Lg	TD
SIGNED TO CIN PRACTICE SQUAD ON 9/1								
Sep 12	Min	W	—	—	—	—	—	—
Sep 19	at Chi	W	—	—	—	—	—	—
Sep 26	at Pit	L	—	—	—	—	—	—
Sep 30	Jax	L	—	—	—	—	—	—
Oct 10	GB	L	—	—	—	—	—	—
Oct 17	at Det	L	—	—	—	—	—	—
Oct 24	at Bal	W	—	—	—	—	—	—
Oct 31	at NYJ	L	—	—	—	—	—	—
Nov 7	Cle	W	—	—	—	—	—	—
Nov 21	at LV	W	—	—	—	—	—	—
Nov 28	Pit	W	—	—	—	—	—	—
Dec 5	LAC	L	—	—	—	—	—	—
Dec 12	SF	W	—	—	—	—	—	—
ACTIVATED FROM CIN PRACTICE SQUAD ON 12/18								
Dec 19	at Den	W	1/0	0	0	—	—	0
REVERTED BACK TO CIN PRACTICE SQUAD ON 12/20								
ACTIVATED FROM CIN PRACTICE SQUAD ON 12/25								
Dec 26	Bal	L	1/0	0	0	—	—	0
REVERTED BACK TO CIN PRACTICE SQUAD ON 12/27								
ACTIVATED FROM CIN PRACTICE SQUAD ON 1/1/22								
Jan 2	KC	W	1/0	0	0	—	—	0
REVERTED BACK TO CIN PRACTICE SQUAD ON 1/3/22								
ACTIVATED FROM CIN PRACTICE SQUAD ON 1/8/22								
Jan 9	at Cle	W	1/0	2	41	20.5	26	0
REVERTED BACK TO CIN PRACTICE SQUAD ON 1/10/22								
TOTALS			4/0	2	41	20.5	26	0

2021 Returns (Cincinnati)

Date	Opp	KR	Yds	Avg	Lg	TD	PR	FC	Yds	Avg	Lg	TD
SIGNED TO CIN PRACTICE SQUAD ON 9/1												
Sep 12	Min	—	—	—	—	—	—	—	—	—	—	—
Sep 19	at Chi	—	—	—	—	—	—	—	—	—	—	—
Sep 26	at Pit	—	—	—	—	—	—	—	—	—	—	—
Sep 30	Jax	—	—	—	—	—	—	—	—	—	—	—
Oct 10	GB	—	—	—	—	—	—	—	—	—	—	—
Oct 17	at Det	—	—	—	—	—	—	—	—	—	—	—
Oct 24	at Bal	—	—	—	—	—	—	—	—	—	—	—
Oct 31	at NYJ	—	—	—	—	—	—	—	—	—	—	—
Nov 7	Cle	—	—	—	—	—	—	—	—	—	—	—
Nov 21	at LV	—	—	—	—	—	—	—	—	—	—	—
Nov 28	Pit	—	—	—	—	—	—	—	—	—	—	—
Dec 5	LAC	—	—	—	—	—	—	—	—	—	—	—
Dec 12	SF	—	—	—	—	—	—	—	—	—	—	—
ACTIVATED FROM CIN PRACTICE SQUAD ON 12/18												
Dec 19	at Den	1	23	23.0	23	0	3	1	22	7.3	12	0
REVERTED BACK TO CIN PRACTICE SQUAD ON 12/20												
ACTIVATED FROM CIN PRACTICE SQUAD ON 12/25												
Dec 26	Bal	3	45	15.0	25	0	2	1	16	8.0	10	0
REVERTED BACK TO CIN PRACTICE SQUAD ON 12/27												
ACTIVATED FROM CIN PRACTICE SQUAD ON 1/1/22												
Jan 2	KC	0	0	—	—	0	1	2	3	3.0	3	0
REVERTED BACK TO CIN PRACTICE SQUAD ON 1/3/22												
ACTIVATED FROM CIN PRACTICE SQUAD ON 1/8/22												
Jan 9	at Cle	0	0	—	—	0	1	1	11	11.0	11	0
REVERTED BACK TO CIN PRACTICE SQUAD ON 1/10/22												
TOTALS		4	68	17.0	25	0	7	5	52	9.4	12	0

2021 Postseason (Cincinnati)

Date	Opp	W/L	P/S	Rec	Yds	Avg	Lg	TD
Jan 15	LV	W	1/0	0	0	—	—	0
Jan 22	at Ten	W	1/0	0	0	—	—	0
Jan 30	at KC	W	1/0	0	0	—	—	0
Feb 13	LAR	L	1/0	0	0	—	—	0
TOTALS			4/0	0	0	—	—	0

2021 Postseason Returns (Cincinnati)

Date	Opp	KR	Yds	Avg	Lg	TD	PR	FC	Yds	Avg	Lg	TD
Jan 15	LV	0	0	—	—	0	2	0	26	13.0	14	0
Jan 22	at Ten	0	0	—	—	0	0	3	0	—	—	0
Jan 30	at KC	0	0	—	—	0	2	1	22	11.0	11	0
Feb 13	LAR	0	0	—	—	—	2	1	28	14.0	20	0
TOTALS		0	0	—	—	0	0	0	0	—	—	0

2022 (Cincinnati)

Date	Opp	W/L	P/S	Rec	Yds	Avg	Lg	TD
Sep 11	Pit	L	1/0	0	0	—	—	0
Sep 18	at Dal	L	1/0	0	0	—	—	0
Sep 25	at NYJ	W	1/0	0	0	—	—	0
Sep 29	Mia	W	1/0	0	0	—	—	0
Oct 9	at Bal	L	1/0	0	0	—	—	0
Oct 16	at NO	W	1/0	0	0	—	—	0
Oct 23	Atl	W	1/0	0	0	—	—	0
Oct 31	at Cle	L	1/0	1	5	5.0	5	0
Nov 6	Car	W	1/1	2	14	7.0	9	0
Nov 20	at Pit	W	1/0	1	1	1.0	1	0
Nov 27	at Ten	W	1/0	1	8	8.0	8	0
Dec 4	KC	W	1/0	0	0	—	—	0
Dec 11	Cle	W	1/0	1	34	34.0	34	0
Dec 18	at TB	W	1/0	0	0	—	—	0
Dec 24	at NE	L	1/0	0	0	—	—	0
Jan 2	at Buf	CLD	1/0	0	0	—	—	0
Jan 8	Bal	W	1/0	0	0	—	—	0
TOTALS			16/1	6	62	10.3	34	0

2022 Returns (Cincinnati)

Date	Opp	KR	Yds	Avg	Lg	TD	PR	FC	Yds	Avg	Lg	TD
Sep 11	Pit	0	0	—	—	0	5	1	31	6.2	10	0
Sep 18	at Dal	0	0	—	—	0	1	3	20	20.0	20	0
Sep 25	at NYJ	0	0	—	—	0	2	0	23	11.5	15	0
Sep 29	Mia	0	0	—	—	0	1	1	23	23.0	23	0
Oct 9	at Bal	0	0	—	—	0	0	2	0	—	—	0
Oct 16	at NO	0	0	—	—	0	2	0	33	16.5	18	0
Oct 23	Atl	0	0	—	—	0	3	2	40	13.3	21	0
Oct 31	at Cle	0	0	—	—	0	1	0	15	15.0	15	0
Nov 6	Car	2	15	7.5	9	0	3	2	52	17.3	27	0
Nov 20	at Pit	0	0	—	—	0	4	2	22	5.5	11	0
Nov 27	at Ten	0	0	—	—	0	2	1	10	5.0	10	0
Dec 4	KC	0	0	—	—	0	1	0	10	10.0	10	0
Dec 11	Cle	0	0	—	—	0	3	1	14	4.7	7	0
Dec 18	at TB	0	0	—	—	0	0	1	0	—	—	0
Dec 24	at NE	0	0	—	—	0	3	2	35	11.7	18	0
Jan 2	at Buf	0	0	—	—	0	0	0	0	—	—	0
Jan 8	Bal	0	0	—	—	0	2	1	12	6.0	9	0
TOTALS		2	15	7.5	9	0	33	19	340	10.3	27	0

2022 Postseason (Cincinnati)

Date	Opp	W/L	P/S	Rec	Yds	Avg	Lg	TD
Jan 15	Bal	W	1/0	0	0	—	—	0
Jan 22	at Buf	W	1/0	0	0	—	—	0
Jan 29	at KC	L	1/0	0	0	—	—	0
TOTALS			0/0	0	0	—	—	0

2022 Postseason Returns (Cincinnati)

Date	Opp	KR	Yds	Avg	Lg	TD	PR	FC	Yds	Avg	Lg	TD
Jan 15	Bal	1	16	16.0	16	0	2	1	9	4.5	5	0
Jan 22	at Buf	0	0	—	—	0	2	1	25	12.5	14	0
Jan 29	at KC	0	2	—	2	0	1	1	5	5.0	5	0
TOTALS		1	18	18.0	16	0	5	3	39	7.8	14	0


TAYLOR'S GAME-BY-GAME

2023 (Chicago)

Date	Opp	W/L	P/S	Rec	Yds	Avg	Lg	TD
Sep 10	GB	L	1/0	0	0	–	–	0
Sep 17	at TB	L	1/0	0	0	–	–	0
Sep 24	at KC	L	1/0	0	0	–	–	0
Oct 1	Den	L	1/0	0	0	–	–	0
Oct 5	at Was	W	1/0	0	0	–	–	0
Oct 15	Min	L	1/0	0	0	–	–	0
Oct 22	LV	W	1/0	0	0	–	–	0
Oct 29	at LAC	L	1/0	0	0	–	–	0
Nov 5	at NO	L	1/0	0	0	–	–	0
Nov 9	Car	W	1/0	0	0	–	–	0
Nov 19	at Det	L	1/0	0	0	–	–	0
Nov 27	at Min	W	1/0	0	0	–	–	0
Dec 10	Det	W	1/0	0	0	–	–	0
Dec 17	at Cle	L	1/0	0	0	–	–	0
Dec 24	Arz	W	1/0	0	0	–	–	0
Dec 31	Atl	W	1/0	0	0	–	–	0
Jan 7	at GB	L	1/0	0	0	–	–	0
TOTALS			17/0	0	0	–	–	0

2023 Returns (Chicago)

Date	Opp	KR	Yds	Avg	Lg	TD	PR	FC	Yds	Avg	Lg	TD
Sep 10	GB	0	0	–	–	0	2	1	16	8.0	8	0
Sep 17	at TB	0	0	–	–	0	0	1	0	–	–	0
Sep 24	at KC	0	0	–	–	0	0	0	0	–	–	0
Oct 1	Den	0	0	–	–	0	1	3	8	8.0	8	0
Oct 5	at Was	0	0	–	–	0	2	0	17	8.5	11	0
Oct 15	Min	0	0	–	–	0	1	2	12	12.0	12	0
Oct 22	LV	0	0	–	–	0	0	0	0	–	–	0
Oct 29	at LAC	0	0	–	–	1	1	14	14.0	14	–	0
Nov 5	at NO	0	0	–	–	0	0	3	0	–	–	0
Nov 9	Car	0	0	–	–	0	2	2	12	6.0	7	0
Nov 19	at Det	0	0	–	–	0	1	1	0	–	–	0
Nov 27	at Min	0	0	–	–	0	1	1	0	–	–	0
Dec 10	Det	0	0	–	–	0	4	0	56	14.0	31	0
Dec 17	at Cle	0	0	–	–	0	5	1	23	4.6	10	0
Dec 24	Arz	0	0	–	–	0	1	3	11	11.0	11	0
Dec 31	Atl	0	0	–	–	0	2	1	19	9.5	15	0
Jan 7	at GB	0	0	–	–	0	0	0	0	–	–	0
TOTALS		0	0	–	–	0	23	21	188	8.2	31	0



AMBRY THOMAS

20

CB × 6-0 × 190 × MICHIGAN

9.9.99 × DETROIT, MI × 4TH YEAR × ACQUIRED D-3B IN '21

GOLDMINE

- In April of 2022, Thomas joined Muslims of the World and Mercy-USA in flying thousands of miles to a small village in Somalilands, Somalia, where villagers had no access to water. Food and water in the area are very scarce as Somalilands had not seen rain in nine months, leaving the land arid and it's people thirsty. Thomas met with children of the village, distributed clean water to the villagers and even offered to match any donation of the suggested \$50 a month through a social media post. "The situation is heartbreaking, but just \$50 could spark a change," said Thomas, who saw the visit as the perfect way to kick off Ramadan. Thomas' efforts online paid off, as he was able to reach over 10,000 supporters to the Somaliland Water Relief campaign who raised over \$500,000 within a week of the first post.
- In June of 2019, Thomas was diagnosed with colitis. He quickly lost 35 pounds and was told he would not be able to play. Thomas dedicated himself to his return throughout a 34-day hospital stay. Thomas became a leader on his team and took charge in every way he could. "I don't know how he did it," former Michigan defensive coordinator Don Brown said. "I really don't. He's a special guy, now. Some guys would have missed a lot of time. Not this guy. He didn't miss a thing. That was the thing — I would walk off shaking my head: 'I can't believe this guy is functioning as well as he is. But that's who he is.'"
- His defensive coordinator wasn't the only coach who was impressed with Ambry's determination. "One thing that really stands out, looking back on it, was Ambry's attitude, his positive attitude, his attention to detail in terms of doing everything the doctors told him," Michigan coach Jim Harbaugh said. "Right down to the rest, the diet, the fluids he was taking in. He was so mature with the attitude that he had."



THOMAS' GOLDEN NUGGETS

- After dreaming of playing together in high school, cousin Jaylen Kelly Powell joined Thomas at Michigan to be teammates on the Wolverines squad. "We've been playing with each other all our life," Thomas said of Powell. "In Little League, we played Detroit Dolphins together. We were supposed to play at the same high school together, which was (Martin Luther) King, but he went to Cass (Technical). Every time I play him I act like I don't know him."
- Won two state championships at Martin Luther King (Detroit, MI) HS, which he and his teammates cite as honoring his late high school coach, Dale Harvel.

THOMAS' CAREER STATISTICS

YEAR	TEAM	GP	GS	TACKLES					INTERCEPTIONS					FUMBLES		
				TOT	SOL	AST	SACKS	YDS	INT	YDS	LG	TD	PD	FF	FR	YDS
2021	SF	12	5	19	14	5	0.0	0.0	1	0	–	0	5	0	0	0
2022	SF	15	0	5	5	0	0.0	0.0	0	0	–	0	0	0	0	0
2023	SF	15	6	41	34	7	0.0	0.0	1	2	2	0	7	1	1	0
TOTALS		42	11	65	53	12	0.0	0.0	2	2	2	0	12	1	1	0

PLAYOFFS

YEAR	TEAM	GP	GS	TACKLES					INTERCEPTIONS					FUMBLES		
				TOT	SOL	AST	SACKS	YDS	INT	YDS	LG	TD	PD	FF	FR	YDS
2021	SF	2	2	16	13	3	0.0	0.0	0	0	–	0	1	0	0	0
2022	SF	0	0	0	0	0	0.0	0.0	0	0	–	0	0	0	0	0
2023	SF	3	3	19	12	7	0.0	0.0	0	0	–	0	0	1	0	0
TOTALS		5	5	35	25	10	0.0	0.0	0	0	–	0	1	1	0	0

Additional Statistics:

Special Teams Tackles – 15: 2021 (6); 2022 (8); 2023 (1)

Kickoff Returns – 4: 2021 (4)

Kickoff Return Yards – 70: 2021 (70)

Milestones:

NFL Debut: at Det. (9/12/21); **First Start:** at Cin. (12/12/21); **First INT:** Regular Season – at LAR (1/9/22 – QB Matthew Stafford)

THOMAS' CAREER HIGHS

Total Tackles: Regular Season – 6 at Cin. (12/12/21); Postseason – 13 at LAR (1/30/22)

Solos: Regular Season – 4 (2 times) Last at Pit. (9/10/23); Postseason – 10 at LAR (1/30/22)

Assists: Regular Season – 4 at Cin. (12/12/21); Postseason – 3 at LAR (1/30/22)

Passes Defensed: Regular Season – 3 at Phi. (12/3/23); Postseason – 1 at Dal. (1/16/22)

Interceptions: Regular Season – 1 (2 times) Last at Sea. (11/23/23)

Kickoff Returns: Regular Season – 4 at Det. (9/12/21)

Kickoff Return Yards: Regular Season – 70 at Det. (9/12/21)

Forced Fumbles: Regular Season – 1 at Jax. (11/12/23)

Forced Recoveries: Regular Season – 1 at Jax. (11/12/23)

THOMAS' TRANSACTIONS

Originally the second of two 3rd-round (102nd overall) draft choices by SF in 2021...Placed on the Reserve/COVID-19 List on 1/5/22...Activated from the Reserve/COVID-19 List on 1/7/22.

2023

- Tallied 3 tackles and 1 FF at Jax. (11/12), the first FF of his career.
- Tallied 1 tackle and 1 INT of Seahawks QB Geno Smith (11/23), marking his 1st INT of the season and the 2nd of his career.

2022

- Appeared in 15 games and registered 5 tackles as well as 8 tackles on special teams.

2021

- Appeared in 12 games (5 starts) and tallied 19 tackles, 5 PDs and 1 INT. Also started 2 postseason games where he registered 16 tackles and 1 PD.
- Registered a career-high 6 tackles in his first NFL start at Cin. (12/12).
- Picked off Rams QB Matthew Stafford in OT at LAR (1/9/22), sealing the win for the 49ers and marking the first INT of his career.

COLLEGE

Appeared in 39 games (13 starts) in four years (2017-20) at Michigan and recorded 54 tackles, 3.5 TFLs, 9 PDs, 5 FRs, 4 INTs and 1 FF. Also added 39 KORs for 808 yds. (20.7 avg.) on special teams. Elected to opt-out of the 2020 season. As a junior in 2019, started all 13 games and registered 38 tackles, 7 PDs, 3.0 TFLs, 3 INTs and 2 FRs. On special teams, recorded 19 KORs for 412 yds. (21.7 avg.). Appeared in all 13 games as a sophomore in 2018, and recorded 9 tackles, 2 PDs, 1 INT and 1 FR. Appeared in all 13 games as a freshman in 2017 and registered 7 tackles, 0.5 TFL, 2 FRs and 1 FF along with 20 KORs for 396 yds. (19.8 avg.) on special teams.

PERSONAL

- Attended Martin Luther King (Detroit, MI) HS where he led the team to consecutive Michigan Division 2 state championships in 2015 and 2016, including a 12-2 overall record during his senior year in 2016.
- Son of Jermaine and Carmen Thomas
- Born Ambry Thomas (9/9/99) in Detroit, MI.

INJURY REPORT

2021: Inactive at GB (1/22/22 - NFC-D) with a knee injury.

2022: Inactive 4 games [vs. Arz. (1/8/23), vs. Sea. (1/14/23 - NFC-WC), vs. Dal. (1/22/23 - NFC-D) and at Phi. (1/29/23 - NFC-C)] with an ankle injury.

2023: Inactive 2 games [vs. NYG (9/21) and vs. LAR (1/7/24)] with a knee and hand injury.

THOMAS' GAME-BY-GAME

2021
Date Opp W/L P/S Tot Sol Ast Sk Yds Int Yds PD FF FR Yds
Sep 12 at Det W 1/0 2 2 0 0.0 0.0 0 0 0 0 0 0 0
Sep 19 at Phi W - - - INACTIVE - - - - - - -
Sep 26 GB L - - - INACTIVE - - - - - - -
Oct 3 Sea L 1/0 0 0 0 0.0 0.0 0 0 0 0 0 0 0
Oct 10 at Arz L - - - INACTIVE - - - - - - -
Oct 24 Ind L - - - INACTIVE - - - - - - -
Oct 31 at Chi W - - - INACTIVE - - - - - - -
Nov 7 Arz L 1/0 0 0 0 0.0 0.0 0 0 0 0 0 0 0
Nov 15 LAR W 1/0 0 0 0 0.0 0.0 0 0 0 0 0 0 0
Nov 21 at Jax W 1/0 4 4 0 0.0 0.0 0 0 0 0 0 0 0
Nov 28 Min W 1/0 0 0 0 0.0 0.0 0 0 0 0 0 0 0
Dec 5 at Sea L 1/0 0 0 0 0.0 0.0 0 0 0 0 0 0 0
Dec 12 at Cin W 1/1 6 2 4 0.0 0.0 0 0 0 0 0 0 0
Dec 19 Atl W 1/1 2 2 0 0.0 0.0 0 0 1 0 0 0 0
Dec 23 at Ten L 1/1 1 1 0 0.0 0.0 0 0 2 0 0 0 0
Jan 2 Hou W 1/1 4 3 1 0.0 0.0 0 0 1 0 0 0 0
Jan 9 at LAR W 1/1 0 0 0 0.0 0.0 1 0 1 0 0 0 0
TOTALS 12/5 19 14 5 0.0 0.0 1 0 5 0 0 0 0

2021 Postseason
Date Opp W/L P/S Tot Sol Ast Sk Yds Int Yds PD FF FR Yds
Jan 16 at Dal W 1/1 3 3 0 0.0 0.0 0 0 1 0 0 0 0
Jan 22 at GB W - - - INACTIVE (Knee) - - - - - - -
Jan 30 at LAR L 1/1 13 10 3 0.0 0.0 0 0 0 0 0 0 0
TOTALS 2/2 16 13 3 0.0 0.0 0 0 1 0 0 0 0

2022
Date Opp W/L P/S Tot Sol Ast Sk Yds Int Yds PD FF FR Yds
Sep 11 at Chi L 1/0 0 0 0 0.0 0.0 0 0 0 0 0 0 0
Sep 18 Sea W 1/0 0 0 0 0.0 0.0 0 0 0 0 0 0 0
Sep 25 at Den L 1/0 0 0 0 0.0 0.0 0 0 0 0 0 0 0
Oct 3 LAR W 1/0 0 0 0 0.0 0.0 0 0 0 0 0 0 0
Oct 9 at Car W 1/0 2 2 0 0.0 0.0 0 0 0 0 0 0 0
Oct 16 at Atl L 1/0 0 0 0 0.0 0.0 0 0 0 0 0 0 0
Oct 23 KC L 1/0 1 1 0 0.0 0.0 0 0 0 0 0 0 0
Oct 30 at LAR W 1/0 1 1 0 0.0 0.0 0 0 0 0 0 0 0
Nov 13 LAC W - - - DID NOT PLAY - - - - - - -
Nov 21 at Arz W 1/0 0 0 0 0.0 0.0 0 0 0 0 0 0 0
Nov 27 NO W 1/0 0 0 0 0.0 0.0 0 0 0 0 0 0 0
Dec 4 Mia W 1/0 0 0 0 0.0 0.0 0 0 0 0 0 0 0
Dec 11 TB W 1/0 0 0 0 0.0 0.0 0 0 0 0 0 0 0
Dec 15 at Sea W 1/0 0 0 0 0.0 0.0 0 0 0 0 0 0 0
Dec 24 Was W 1/0 1 1 0 0.0 0.0 0 0 0 0 0 0 0
Jan 1 at LV W 1/0 0 0 0 0.0 0.0 0 0 0 0 0 0 0
Jan 8 Arz W - - - INACTIVE (Ankle) - - - - - - -
TOTALS 15/0 5 5 0 0.0 0.0 0 0 0 0 0 0 0

2022 Postseason
Date Opp W/L P/S Tot Sol Ast Sk Yds Int Yds PD FF FR Yds
Jan 14 Sea W - - - INACTIVE (Ankle) - - - - - - -
Jan 22 Dal W - - - INACTIVE (Ankle) - - - - - - -
Jan 29 at Phi L - - - INACTIVE (Ankle) - - - - - - -
TOTALS 0/0 0 0 0 0.0 0.0 0 0 0 0 0 0 0

2023
Date Opp W/L P/S Tot Sol Ast Sk Yds Int Yds PD FF FR Yds
Sep 10 at Pit W 1/1 5 4 1 0.0 0.0 0 0 0 0 0 0 0
Sep 17 at LAR W 1/1 3 3 0 0.0 0.0 0 0 0 0 0 0 0
Sep 21 NYG W - - - INACTIVE (Knee) - - - - - - -
Oct 1 Arz W 1/0 3 2 1 0.0 0.0 0 0 0 0 0 0 0
Oct 8 Dal W 1/0 3 3 0 0.0 0.0 0 0 0 0 0 0 0
Oct 15 at Cle L 1/0 0 0 0 0.0 0.0 0 0 0 0 0 0 0
Oct 23 at Min L 1/0 0 0 0 0.0 0.0 0 0 0 0 0 0 0
Oct 29 Cin L 1/0 0 0 0 0.0 0.0 0 0 0 0 0 0 0
Nov 12 at Jax W 1/0 3 3 0 0.0 0.0 0 0 0 0 1 1 0
Nov 19 TB W 1/0 4 1 3 0.0 0.0 0 0 0 0 0 0 0
Nov 23 at Sea W 1/0 1 1 0 0.0 0.0 1 2 2 0 0 0 0
Dec 3 at Phi W 1/1 7 6 1 0.0 0.0 0 0 3 0 0 0 0
Dec 10 Sea W 1/1 4 4 0 0.0 0.0 0 0 0 0 0 0 0
Dec 17 at Arz W 1/0 3 2 1 0.0 0.0 0 0 0 0 0 0 0
Dec 25 Bal L 1/1 4 4 0 0.0 0.0 0 0 1 0 0 0 0
Dec 31 at Was W 1/1 1 1 0 0.0 0.0 0 0 0 0 0 0 0
Jan 7 LAR L - - - INACTIVE (Hand) - - - - - - -
TOTALS 15/6 41 34 7 0.0 0.0 1 2 7 1 1 0 0

2023 Postseason
Date Opp W/L P/S Tot Sol Ast Sk Yds Int Yds PD FF FR Yds
Jan 20 GB W 1/1 5 3 2 0.0 0.0 0 0 0 0 0 0 0
Jan 28 Det W 1/1 6 5 1 0.0 0.0 0 0 0 0 0 0 0
Feb 11 at KC L 1/1 8 4 4 0.0 0.0 0 0 0 1 0 0 0
TOTALS 3/3 19 12 7 0.0 0.0 0 0 0 1 0 0 0



LOGAN THOMAS

48

TE * 6-6 * 250 * VIRGINIA TECH

7.1.91 * LYNCHBURG, VA * 10TH YEAR * ACQUIRED FA IN '24

GOLDMINE

- Thomas is active in his community and frequently participated in the My Cause, My Cleats initiative while playing with the Washington Commanders.
- In 2021, Thomas worked with a cause close to his heart, the American Cancer Society, to honor his grandmother and other family members who had been affected by cancer.
- In 2022, Thomas chose to support Tiny Miracles Foundation. The foundation is a non-profit charity that serves the Fairfield and New Haven counties of Connecticut and are dedicated to helping families with premature babies. This cause also hit close to home because Thomas after his wife, Brandie, gave birth to their premature child in 2017.



THOMAS' GOLDEN NUGGETS

- Thomas transitioned from quarterback to tight end during the 2016 season.
- Thomas is extremely close with his family. He has five boys with his wife, Brandie. Came, Blake, Carter, Logan Jr. and Devin.
- Thomas has attended the annual Tight End University on numerous occasions, most recently with 49ers teammates George Kittle, Eric Saubert and Mason Pline.
- Thomas is an avid golfer and enjoys spending time out on the range during the offseason.

THOMAS' CAREER STATISTICS

YEAR	TEAM	GP	GS	RECEIVING					RUSHING				
				NO	YDS	AVG	LG	TD	ATT	YDS	AVG	LG	TD
2014	ARZ	2	0	0	0	–	–	0	0	0	–	–	0
2017	BUF	12	2	7	67	9.6	22t	1	0	0	–	–	0
2018	BUF	12	3	12	77	6.4	24	0	0	0	–	–	0
2019	DET	16	3	16	173	10.8	17	1	0	0	–	–	0
2020	WAS	16	15	72	670	9.3	30	6	3	5	1.7	3	0
2021	WAS	6	6	18	196	10.9	35	3	0	0	–	–	0
2022	WAS	14	13	39	323	8.3	27	1	0	0	–	–	0
2023	WAS	16	15	55	496	9.0	29	4	1	2	2.0	2	0
TOTALS		94	57	219	2,002	9.1	35	16	4	7	1.8	3	0

PLAYOFFS

YEAR	TEAM	GP	GS	RECEIVING					RUSHING				
				NO	YDS	AVG	LG	TD	ATT	YDS	AVG	LG	TD
2014	ARZ	1	0	0	0	–	–	0	0	0	–	–	0
2017	BUF	1	1	1	5	5.0	5	0	0	0	–	–	0
2018	BUF	1	1	5	74	14.8	29	0	0	0	–	–	0
TOTALS		3	2	6	79	13.2	29	0	0	0	–	–	0

Additional Statistics:

Passing Attempts/Completions – Regular Season 11/3: 2014 (9/1); 2018 (1/1); 2020 (1/1)

Passing TDs – Regular Season 1: 2014 (1)

Passing Yards – Postseason 124: 2014 (81); 2018 (15); 2020 (28)

Milestones:

NFL Debut: at Car. (9/17/17); **First Start:** vs. Oak. (10/29/17); **First Reception:** Regular Season – at Cin. (10/8/17 – 3–yd. pass from QB Tyrod Taylor); Postseason – at Jax. (1/7/18 – 5–yd. pass from QB Tyrod Taylor); **First TD Reception:** Regular Season – vs. TB (10/22/17 – 22–yd. TD pass from QB Tyrod Taylor); **100–yd. Games:** Regular Season – 1, vs. Sea. (12/20/20 – 101 yds.)

THOMAS' TRANSACTIONS

Originally a 4th–round (120th overall) draft choice by Arz. in 2014...Waived by Arz. on 9/5/15...Signed by Mia. on 9/6/15...Waived by Mia. on 9/11/15...Signed to Mia. practice squad on 9/15/15...Promoted to Mia. active roster on 12/16/15...Waived by Mia. on 6/16/16...Signed a one–year deal with NYG on 6/18/16...Waived by NYG on 9/3/16...Signed to NYG practice squad on 9/5/16...Waived from NYG practice squad on 9/13/16...Re–signed to NYG practice squad on 9/17/16...Waived from NYG practice squad on 9/19/16...Re–signed to NYG practice squad on 10/4/16...Waived from NYG practice squad on 10/5/16...Re–signed to NYG practice squad on 10/11/16...Waived from NYG practice squad on 10/12/16...Re–signed to NYG practice squad on 10/25/16...Waived from NYG practice squad on 10/31/16...Re–signed to NYG practice squad on 11/8/16...Waived from NYG practice squad on 11/9/16...Re–signed to NYG practice squad on 11/19/16...Signed to Det. practice squad on 11/28/16...Signed with Buf. on 11/30/16...Re–signed a one–year deal with Det. through 2019 on 3/21/19...Released by Det. on 9/1/19...Re–signed a one–year deal with Det. on 9/2/19...Signed a two–year deal with Was. on 3/19/20...Placed on the Reserve/COVID–19 List on 7/29/20...Reactivated from the Reserve/COVID–19 List on 8/9/20...Re–signed a three–year deal with Was. on 7/27/21...Placed on the Injured Reserve (DFR) List on 10/6/2021...Reactivated from the Injured Reserve List on 11/29/21...Placed on the Injured Reserve List on 12/8/21...Reactivated from the Injured Reserve List on 2/15/22...Waived by Was. on 3/1/24...Signed a one–year deal with SF on 6/4/24.

2023 (WASHINGTON)

- Appeared in 16 games (15 starts) and recorded 55 receipts. for 496 yds. and 4 TDs.
- Registered a season-high 9 receipts. for 77 yds. and 1 TD vs. Chi (10/5).
- Notched 6 receipts. for 44 yds. and 1 TD vs. Phi. (10/29).
- Totaled 5 receipts. for 58 yds. and 1 TD vs. NYG (11/19). His 29-yd receipt. marked the longest of the season.
- Registered 2 receipts. for 15 yds. and 1 TD at Dal. (11/23).
- Tallied 5 receipts. for 36 yds. and 1 TD at NYJ (12/24).

2022 (WASHINGTON)

- Appeared in 14 games (13 starts) and recorded 39 receipts. for 323 yds. and 1 TD.
- Registered 3 receipts. for 37 yds. and 1 TD at Det. (9/18). His TD marked his first of the season.
- Notched 5 receipts. for a season-high 65 yds. and 1 TD at Hou. (11/20).

2021 (WASHINGTON)

- Started all 6 games he appeared and notched 18 receipts. for 196 yds. and 3 TDs.
- Registered a season-high 5 receipts. for 45 yds. vs. NYG (9/16). His 24-yd. receipt. marked the longest of the season.

2020 (WASHINGTON)

- Appeared in 16 games (15 starts) and registered 72 receipts. for 670 yds. and 6 TDs. Also, appeared in 1 postseason contest and recorded 5 receipts. for 74 yds.
- Registered 4 receipts. for 37 yds. and 1 TD vs. Phi. (9/13).
- Tallied 3 receipts. for 42 yds. and 1 TD at NYG (10/18).
- Notched 4 receipts. for 60 yds. and 1 TD vs. Dal. (10/25).
- Recorded 4 receipts. for 20 yds. and 1 TD at Dal. (11/26).
- Totaled 9 receipts. for 98 yds. and 1 TD at Pit. (12/7).
- Registered a season-high 13 receipts. for 101 yds. vs. Car. (12/27).

2019 (DETROIT)

- Appeared in 16 games (3 starts) and tallied 16 receipts. for 173 yds. and 1 TD.
- Recorded 3 receipts. for a season-high 25 yds. vs. KC (9/29).
- Tallied 1 receipt. for 17 yds. vs. NYG (10/27). This marked his longest receipt. of the season.
- Registered 2 receipts. for 24 yds. and 1 TD at Was. (11/24). His TD marked his first of the season.

2018 (BUFFALO)

- Appeared in 12 games (3 starts) and registered 12 receipts. for 77 yds.
- Tallied 1 receipt. for 24 yds. at Bal. (9/9). His 24-yd. receipt. marked his longest of the season.
- Recorded 7 receipts. for a season-high 40 yds. vs. Chi. (11/4).

2017 (BUFFALO)

- Appeared in 11 games (2 starts) and recorded 7 receipts. for 67 yds. and 1 TD. Also, appeared in 1 postseason contest and tallied 1 receipt. for 5 yds.
- Recorded 1 receipt. for 22 yds. and 1 TD vs. TB (10/22). His TD marked the first of his career.

2016 (NEW YORK GIANTS/DETROIT/BUFFALO)

- Did not appear in a game.

2015 (MIAMI)

- Did not appear in a game.

2014 (ARIZONA)

- Appeared in 2 games in his rookie season.

COLLEGE

Started in 47 games in four seasons (2010-14) at Virginia Tech, all at the quarterback position, completing 694 atts. for 9,005 yds. and 52 TDs. Added 495 carries for 1,359 yds. and 24 TDs and holds the school record for most passing yds. and TDs by a quarterback. In 2013, started in all 12 games and completed 222 atts. for 2,848 yds. and 16 TDs. Added 157 carries for 342 yds. and 4 TDs. As a junior, started in all 13 games and completed 220 atts. for 2,976 yds. and 18 TDs. Added 528 yds. and 9 TDs on the ground. As a sophomore in 2011, started in 14 games and completed 391 atts. for 3,013 yds. and 19 TDs. Added 153 carries for 469 yds. and 11 TDs on the ground. As a redshirt freshman, started in 7 games and completed 12 atts. for 107 yds. Added 6 atts. for 22 yds. on the ground.

PERSONAL

- Mother is Kim Tarazona.
- Born Logan Lamont Thomas (7/1/1991) in Lynchburg, VA.

INJURY REPORT

2018: Inactive vs. Det. (12/16) with a hamstring injury.

2021: Placed on the Injured Reserve List on 10/6 with a hamstring injury. Placed back on the Injured Reserve List on 12/8 for a knee injury.

2022: Inactive 3 games [vs. Ten. (10/9), at Chi. (10/13) and vs. GB (10/23)] with a calf injury.

2023: Inactive vs. Buf. (9/24) with a concussion.

THOMAS' GAME-BY-GAME

2014 (Arizona)

Date	Opp	W/L	P/S	Rec	Yds	Avg	Lg	TD
Sep 8	SD	W	—	—	INACTIVE	—	—	—
Sep 14	at NYG	W	—	—	DID NOT PLAY	—	—	—
Sep 21	SF	W	—	—	DID NOT PLAY	—	—	—
Oct 5	at Den	L	1/0	0	0	—	—	0
Oct 12	Was	W	—	—	DID NOT PLAY	—	—	—
Oct 19	at Oak	W	—	—	DID NOT PLAY	—	—	—
Oct 26	Phi	W	—	—	INACTIVE	—	—	—
Nov 2	at Dal	W	—	—	INACTIVE	—	—	—
Nov 9	StL	W	—	—	INACTIVE	—	—	—
Nov 16	Det	W	—	—	DID NOT PLAY	—	—	—
Nov 23	at Sea	L	—	—	DID NOT PLAY	—	—	—
Nov 30	at Atl	L	—	—	DID NOT PLAY	—	—	—
Dec 7	KC	W	—	—	DID NOT PLAY	—	—	—
Dec 11	at StL	W	—	—	DID NOT PLAY	—	—	—
Dec 21	Sea	L	1/0	0	0	—	—	0
Dec 28	at SF	L	—	—	DID NOT PLAY	—	—	—
TOTALS			2/0	0	0	—	—	0

2014 Postseason (Arizona)

Date	Opp	W/L	P/S	Rec	Yds	Avg	Lg	TD
Jan 3	at Car	L	1/0	0	0	—	—	0
TOTALS			1/0	0	0	—	—	0

2015 (Miami)

Date	Opp	W/L	P/S	Rec	Yds	Avg	Lg	TD
SIGNED TO MIA PRACTICE SQUAD ON 9/15								
Sep 20	at Jax	L	—	—	PRACTICE SQUAD	—	—	—
Sep 27	Buf	L	—	—	PRACTICE SQUAD	—	—	—
Oct 4	NYJ	L	—	—	PRACTICE SQUAD	—	—	—
Oct 18	at Ten	W	—	—	PRACTICE SQUAD	—	—	—
Oct 25	Hou	W	—	—	PRACTICE SQUAD	—	—	—
Oct 29	at NE	L	—	—	PRACTICE SQUAD	—	—	—
Nov 8	at Buf	L	—	—	PRACTICE SQUAD	—	—	—
Nov 15	at Phi	W	—	—	PRACTICE SQUAD	—	—	—
Nov 22	Dal	L	—	—	PRACTICE SQUAD	—	—	—
Nov 29	at NYJ	L	—	—	PRACTICE SQUAD	—	—	—
Dec 6	Bal	W	—	—	PRACTICE SQUAD	—	—	—
Dec 14	NYG	L	—	—	PRACTICE SQUAD	—	—	—
PROMOTED TO MIA PRACTICE SQUAD ON 12/16								
Dec 20	at SD	L	—	—	INACTIVE	—	—	—
Dec 27	Ind	L	—	—	INACTIVE	—	—	—
Jan 3	NE	W	—	—	INACTIVE	—	—	—
TOTALS			—	—	—	—	—	—

2016 (New York Giants/Detroit/Buffalo)

Date	Opp	W/L	P/S	Rec	Yds	Avg	Lg	TD
Sep 11	at Dal	W	—	—	PRACTICE SQUAD	—	—	—
Sep 18	NO	W	—	—	PRACTICE SQUAD	—	—	—
Sep 25	Was	L	—	—	PRACTICE SQUAD	—	—	—
Oct 3	at Min	L	—	—	PRACTICE SQUAD	—	—	—
Oct 9	at GB	L	—	—	PRACTICE SQUAD	—	—	—
Oct 16	Bal	W	—	—	PRACTICE SQUAD	—	—	—
Oct 23	at LAR	W	—	—	PRACTICE SQUAD	—	—	—
Nov 6	Phi	W	—	—	PRACTICE SQUAD	—	—	—
Nov 14	Cin	W	—	—	PRACTICE SQUAD	—	—	—
Nov 20	Chi	W	—	—	PRACTICE SQUAD	—	—	—
WAIVED BY NEW YORK GIANTS ON 11/22								
SIGNED TO DET PRACTICE SQUAD ON 11/28								
SIGNED TO BUF ACTIVE ROSTER ON 11/30								
Dec 4	at Oak	L	—	—	INACTIVE	—	—	—
Dec 11	Pit	L	—	—	INACTIVE	—	—	—
Dec 18	Cle	W	—	—	INACTIVE	—	—	—
Dec 24	Mia	L	—	—	INACTIVE	—	—	—
Jan 1	NYJ	L	—	—	INACTIVE	—	—	—
TOTALS			—	—	—	—	—	—

2017 (Buffalo)

Date	Opp	W/L	P/S	Rec	Yds	Avg	Lg	TD
Sep 10	NYJ	W	1/0	0	0	—	—	0
Sep 17	at Car	L	1/0	0	0	—	—	0
Sep 24	Den	W	1/0	0	0	—	—	0
Oct 1	at Atl	W	1/0	0	0	—	—	0
Oct 8	at Cin	L	1/0	1	3	3.0	3	0
Oct 22	TB	W	1/0	1	22	22.0	22t	1
Oct 29	Oak	W	1/1	1	7	7.0	7	0
Nov 2	at NYJ	L	1/1	2	25	12.5	20	0
Nov 12	NO	L	1/0	0	0	—	—	0
Nov 19	at LAC	L	—	—	INACTIVE	—	—	—
Nov 26	at KC	W	—	—	INACTIVE	—	—	—
Dec 3	NE	L	1/0	2	10	5.0	7	0
Dec 10	Ind	W	1/0	0	0	—	—	0
Dec 17	Mia	W	1/0	0	0	—	—	0
Dec 24	at NE	L	—	—	INACTIVE	—	—	—
Dec 31	at Mia	W	—	—	INACTIVE	—	—	—
TOTALS			11/2	7	67	9.6	22t	1

2017 Postseason (Buffalo)

Date	Opp	W/L	P/S	Rec	Yds	Avg	Lg	TD
Jan 7	at Jax	L	1/1	1	5	5.0	5	0
TOTALS			1/1	1	5	5.0	5	0

2018 (Buffalo)

Date	Opp	W/L	P/S	Rec	Yds	Avg	Lg	TD
Sep 9	at Bal	L	1/0	1	24	24.0	24	0
Sep 16	LAC	L	1/0	1	7	7.0	7	0
Sep 23	at Min	W	—	—	INACTIVE	—	—	—
Sep 30	at GB	L	—	—	INACTIVE	—	—	—
Oct 7	Ten	W	1/1	0	0	—	—	0
Oct 14	at Hou	L	1/1	1	0	—	—	0
Oct 21	at Ind	L	1/1	0	0	—	—	0
Oct 29	NE	L	1/0	0	0	—	—	0
Nov 4	Chi	L	1/1	7	40	5.7	9	0
Nov 11	at NYJ	W	1/0	1	1	1.0	1	0
Nov 25	Jax	W	1/0	0	0	—	—	0
Dec 2	at Mia	L	—	—	INACTIVE	—	—	—
Dec 9	NYJ	L	1/0	0	0	—	—	0
Dec 16	Det	W	—	—	INACTIVE (Hamstring)	—	—	—
Dec 23	at NE	L	1/0	0	0	—	—	0
Jan 30	Mia	W	1/0	0	0	—	—	0
TOTALS			12/3	12	77	6.4	24	0

2019 (Detroit)

Date	Opp	W/L	P/S	Rec	Yds	Avg	Lg	TD
Sep 8	at Arz	T	1/0	0	0	—	—	0
Sep 15	LAC	W	1/0	1	7	7.0	7	0
Sep 22	at Phi	W	1/0	1	15	15.0	15	0
Sep 29	KC	L	1/0	3	25	8.3	12	0
Oct 14	at GB	L	1/1	0	0	—	—	0
Oct 20	Min	L	1/0	0	0	—	—	0
Oct 27	NYG	W	1/0	1	17	17.0	17	0
Nov 3	at Oak	L	1/0	1	13	13.0	13	0
Nov 10	at Chi	L	1/0	2	19	9.5	10	0
Nov 17	Dal	L	1/1	0	0	—	—	0
Nov 24	at Was	L	1/0	2	24	12.0	12t	1
Nov 28	Chi	L	1/0	0	0	—	—	0
Dec 8	at Min	L	1/0	2	21	10.5	11	0
Dec 15	TB	L	1/1	0	0	—	—	0
Dec 22	at Den	L	1/0	2	17	8.5	9	0
Dec 29	GB	L	1/0	1	15	15.0	15	0
TOTALS			16/3	16	173	10.8	17	1

THOMAS' GAME-BY-GAME

2020 (Washington)

Date	Opp	W/L	P/S	Rec	Yds	Avg	Lg	TD
Sep 13	Phi	W	1/0	4	37	9.3	19	1
Sep 20	at Arz	L	1/1	4	26	6.5	10	0
Sep 27	at Cle	L	1/1	4	31	7.8	14	0
Oct 4	Bal	L	1/1	1	8	8.0	8	0
Oct 11	LAR	L	1/1	1	4	4.0	4	0
Oct 18	at NYG	L	1/1	3	42	14.0	29	1
Oct 25	Dal	W	1/1	4	60	15.0	26	1
Nov 8	NYG	L	1/1	3	28	9.3	14	0
Nov 15	at Det	L	1/1	4	66	16.5	27	0
Nov 22	Cin	W	1/1	2	6	3.0	6	0
Nov 26	at Dal	W	1/1	4	20	5.0	6	1
Dec 7	at Pit	W	1/1	9	98	10.9	30	1
Dec 13	at SF	W	1/1	2	21	10.5	11	0
Dec 20	Sea	L	1/1	6	43	7.2	12	0
Dec 27	Car	L	1/1	13	101	7.8	20	0
Jan 3	at Phi	W	1/0	3	37	12.3	18	1
TOTALS			16/15	72	670	9.3	30	6

2023 (Washington)

Date	Opp	W/L	P/S	Rec	Yds	Avg	Lg	TD
Sep 10	Arz	W	1/1	4	43	10.8	19	0
Sep 17	at Den	W	1/1	2	22	11.0	18	1
Sep 24	Buf	L	–	–	–	–	–	–
Oct 1	at Phi	L	1/1	3	41	13.7	27	0
Oct 5	Chi	L	1/1	9	77	8.6	24	1
Oct 15	at Atl	W	1/1	1	2	2.0	2	0
Oct 22	at NYG	L	1/1	4	51	12.8	15	0
Oct 29	Phi	L	1/1	6	44	7.3	16	1
Nov 5	at NE	W	1/1	4	31	7.8	11	0
Nov 12	at Sea	L	1/1	5	40	8.0	17	0
Nov 19	NYG	L	1/1	5	58	11.6	29	1
Nov 23	at Dal	L	1/1	2	15	7.5	13	1
Dec 3	Mia	T	1/1	0	0	–	–	0
Dec 17	at LAR	L	1/0	1	7	7.0	7	0
Dec 24	at NYJ	L	1/1	5	36	7.2	15t	1
Dec 31	SF	L	1/1	3	20	6.7	8	0
Jan 7	Dal	L	1/1	1	9	9.0	9	0
TOTALS			16/15	55	496	9.0	29	4

2020 Postseason (Washington)

Date	Opp	W/L	P/S	Rec	Yds	Avg	Lg	TD
Jan 9	TB	L	1/1	5	74	14.8	29	0
TOTALS			1/1	5	74	14.8	29	0


2021 (Washington)

Date	Opp	W/L	P/S	Rec	Yds	Avg	Lg	TD
Sep 12	LAC	L	1/1	3	30	10.0	12	1
Sep 16	NYG	W	1/1	5	45	9.0	24	0
Sep 26	at Buf	L	1/1	4	42	10.5	15	1
Oct 3	at Atl	W	1/1	0	0	–	–	0
PLACED ON INJURED RESERVE (Hamstring) ON 10/6								
Oct 10	NO	L	–	–	–	–	–	–
Oct 17	KC	L	–	–	–	–	–	–
Oct 24	at GB	L	–	–	–	–	–	–
Oct 31	at Den	L	–	–	–	–	–	–
Nov 14	TB	W	–	–	–	–	–	–
Nov 21	at Car	W	–	–	–	–	–	–
ACTIVATED FROM INJURED RESERVE (Hamstring) ON 11/29								
Nov 29	Sea	W	1/0	0	0	–	–	0
Dec 5	at LV	W	1/0	0	0	–	–	0
PLACED ON INJURED RESERVE (Knee) ON 12/8								
Dec 12	Dal	L	–	–	–	–	–	–
Dec 21	at Phi	L	–	–	–	–	–	–
Dec 26	at Dal	L	–	–	–	–	–	–
Jan 2	Phi	L	–	–	–	–	–	–
Jan 9	at NYG	W	–	–	–	–	–	–
TOTALS			6/6	18	196	10.9	35	3

2022 (Washington)

Date	Opp	W/L	P/S	Rec	Yds	Avg	Lg	TD
Sep 11	Jax	W	1/1	3	45	15.0	27	0
Sep 18	at Det	L	1/1	3	37	12.3	20t	1
Sep 25	Phi	L	1/1	2	5	2.5	5	0
Oct 2	at Dal	L	1/1	5	19	3.8	6	0
Oct 9	Ten	L	–	–	–	–	–	–
Oct 13	at Chi	W	–	–	–	–	–	–
Oct 23	GB	W	–	–	–	–	–	–
Oct 30	at Ind	W	1/0	0	0	–	–	0
Nov 6	Min	L	1/1	0	0	–	–	0
Nov 14	at Phi	W	1/1	2	12	6.0	9	0
Nov 20	at Hou	W	1/1	5	65	13.0	19	1
Nov 27	Atl	W	1/1	1	7	7.0	7	1
Dec 4	at NYG	T	1/1	3	20	6.7	11	0
Dec 18	NYG	L	1/1	1	6	6.0	6	0
Dec 24	at SF	L	1/1	6	35	5.8	15	0
Jan 1	Cle	L	1/1	6	56	9.3	15	0
Jan 8	Dal	W	1/1	2	16	8.0	11	0
TOTALS			14/13	39	323	8.3	27	1





JAKE TONGES

88

TE * 6-5 * 240 * CALIFORNIA

7.8.99 * LOS GATOS, CA * 2ND YEAR * ACQUIRED FA IN '23

GOLDMINE

- Tonges signed with the Bears as an undrafted free agent out of Cal and made it to the 53-man roster. His versatility was accredited by his former teammates and coaches the key for Tonges and his role with the Bears. The team listed him as a fullback, but he worked at tight end, too.
- Katie Tonges, Jake's sister, shared on TikTok that her mom, Erika Tonges had mistakenly received a photo of Tom Brady and his children in a CVS order of printed photos instead of photos of her own family. The post's caption read, "We can do a trade if you have our photo...?" The post itself featured a slideshow of three images of Tonges and his family, Brady and his family and a screenshot of text messages with Tonges' family about the incident.



TONGES' GOLDEN NUGGETS

- Raised in the Bay Area, in a neighboring city to Levi's Stadium, Los Gatos, CA.
- Attended Los Gatos HS where he was a two-sport athlete, competing in basketball and football.
- At Los Gatos, started out as a quarterback freshman and sophomore year before transitioning into a two-way player a tight end and defensive back.

TONGES' CAREER STATISTICS

YEAR	TEAM	GP	GS	RECEIVING					RUSHING				
				NO	YDS	AVG	LG	TD	ATT	YDS	AVG	LG	TD
2022	CHI	4	0	0	0	-	-	0	0	0	-	-	0
TOTALS		4	0	0	0	-	-	0	0	0	-	-	0

Milestones:

NFL Debut: vs. SF (9/11/22)

TONGES' TRANSACTIONS

Originally signed as an undrafted free agent to Chi. in 2022...Waived by Chi. on 11/10/22...Signed to Chi. practice squad on 11/12/22...Promoted from Chi. practice squad on 12/17/22...Reverted back to Chi. practice squad on 12/19/22...Re-signed to one-year deal with Chi. on 1/9/23...Placed on Injured Reserve List on 8/9/23...Waived by Chi. on 8/17/23...Signed to SF practice squad on 9/27/23...Re-signed to one-year deal with SF on 2/13/24.

2023 (CHICAGO/SAN FRANCISCO)

- Signed to SF practice squad on 9/27, where he spent the remainder of the season.

2022 (CHICAGO)

- Appeared in 4 games on the offense.

COLLEGE

Appeared in 41 games (23 starts) in five seasons (2017-21) at California and registered 47 receipts. for 620 yds. and 4 TDs. In 2021, appeared in 12 games (11 starts) and registered 22 receipts. for 278 yds. and 2 TDs. As a junior, appeared in 4 games (3 starts) and registered 13 receipts. for 80 yds. and 1 TD. As a sophomore in 2019, appeared in all 13 games (9 starts) and registered 13 receipts. for 262 yds. and 1 TD. As a redshirt freshman, appeared in 12 games and registered 2 tackles.

PERSONAL

- Son to Tim and Erika Tonges.
- Graduated from California with a degree in american studies and a graduate certificate in business administration.
- Born Jake Tonges (7/8/1999) in Cincinnati, OH.


INJURY REPORT

2023: Placed on the Injured Reserve List on 8/29 with a knee injury.

TONGES' GAME-BY-GAME

2022 (Chicago)

Date	Opp	W/L	P/S	Rec	Yds	Avg	Lg	TD
Sep 11	SF	W	1/0	0	0	-	-	0
Sep 18	at GB	L	-	-	INACTIVE	-	-	-
Sep 25	Hou	W	1/0	0	0	-	-	0
Oct 2	at NYG	L	1/0	0	0	-	-	0
Oct 9	at Min	L	-	-	INACTIVE	-	-	-
Oct 13	Was	L	-	-	INACTIVE	-	-	-
Oct 24	at NE	W	-	-	INACTIVE	-	-	-
Oct 30	at Dal	L	-	-	INACTIVE	-	-	-
Nov 6	Mia	L	-	-	INACTIVE	-	-	-
WAIVED BY CHI ON 11/10								
SIGNED TO CHI PRACTICE SQUAD ON 11/12								
Nov 13	Det	L	-	-	PRACTICE SQUAD	-	-	-
Nov 20	at Atl	L	-	-	PRACTICE SQUAD	-	-	-
Nov 27	at NYJ	L	-	-	PRACTICE SQUAD	-	-	-
Dec 4	GB	L	-	-	PRACTICE SQUAD	-	-	-
PROMOTED TO CHI ACTIVE ROSTER ON 12/17								
Dec 18	Phi	L	1/0	0	0	-	-	0
REVERTED BACK TO CHI PRACTICE SQUAD ON 12/19								
Dec 24	Buf	L	-	-	PRACTICE SQUAD	-	-	-
Jan 1	at Det	L	-	-	PRACTICE SQUAD	-	-	-
Jan 8	Min	L	-	-	PRACTICE SQUAD	-	-	-
TOTALS			4/0	0	0	-	-	0



EZEKIEL TURNER

47

LB * 6-2 * 214 * WASHINGTON

6.9.96 * PASADENA, MD * 7TH YEAR * ACQUIRED FA IN '24



AWARDS & HONORS

2018: PFWA All-Rookie Team

GOLDMINE

- Turner gives credit to his father, and their strong relationship, for his love of football. Turner started playing football at age six and developed a love for the game because his dad taught him how to play. His dad was a huge Ohio State fan, so he grew up watching them play every single weekend. This is what sparked his initial love for the game.
- His father, LaMar; a Navy Veteran that passed away in May of 2023, was Turner's biggest influence. He taught him not only how to be a good football player, but also a good man.

TURNER'S GOLDEN NUGGETS

-  Nickname is Zeke.
-  His parents, Michelle and LaMar, met while they were both serving in the U.S. Navy.

TURNER'S CAREER STATISTICS

YEAR	TEAM	GP	GS	TACKLES					INTERCEPTIONS					FUMBLES			
				TOT	SOL	AST	SACKS	YDS	INT	YDS	LG	TD	PD	FF	FR	YDS	
2018	ARZ	16	1	1	0	1	0.0	0.0	0	0	–	0	0	0	0	0	0
2019	ARZ	12	0	0	0	0	0.0	0.0	0	0	–	0	0	0	0	0	0
2020	ARZ	16	0	1	1	0	0.0	0.0	0	0	–	0	0	0	0	0	0
2021	ARZ	5	0	2	2	0	0.0	0.0	0	0	–	0	0	0	0	0	0
2022	ARZ	15	1	14	9	5	0.0	0.0	0	0	–	0	0	1	0	0	0
2023	ARZ	16	1	10	4	6	0.0	0.0	0	0	–	0	0	0	0	0	0
TOTALS		80	3	28	16	12	0.0	0.0	0	0	–	0	0	1	0	0	0

PLAYOFFS

YEAR	TEAM	GP	GS	TACKLES					INTERCEPTIONS					FUMBLES			
				TOT	SOL	AST	SACKS	YDS	INT	YDS	LG	TD	PD	FF	FR	YDS	
2021	SF	1	0	0	0	0	0.0	0.0	0	0	–	0	0	0	0	0	0
TOTALS		1	0	0	0	0	0.0	0.0	0	0	–	0	0	0	0	0	0

Additional Statistics:

Special Teams Tackles – 55: 2018 (15); 2019 (7); 2020 (13); 2021 (2); 2022 (8); 2023 (10)

Milestones:

NFL Debut: vs. Was. (9/9/18); **First Start:** vs. Det. (12/9/18); **First FF:** at Sea. (10/16/22 – P Michael Dickson)

TURNER'S CAREER HIGHS

Total Tackles: Regular Season – 9 at SF (10/1/23)

Forced Fumbles: Regular Season – 1 at Sea. (10/16/22)

Solo: Regular Season – 4 (2 times) Last at SF (10/1/23)

Assists: Regular Season – 5 at SF (10/1/23)

TURNER'S TRANSACTIONS

Originally signed as an undrafted free agent with Arz. in 2018...Signed one-year extension through 2021 with Arz. on 4/19/21...Re-signed with Arz. to a one-year deal on 3/24/22...Re-signed with Arz. to a one-year contract extension through 2023 on 3/13/23...Signed to one-year deal with SF on 3/20/24.

2023 (ARIZONA)

- Appeared in 16 games (1 start) and registered 10 tackles.
- Posted a career-high 9 tackles at SF (10/1).

2022 (ARIZONA)

- Appeared in 14 games and recorded 14 tackles, 3 TFLs and 1 FF.
- Recorded 1 tackle and 1 FF at Sea. (10/16). This marked the first FF of his career.
- Registered a season-high 5 tackles and 2 TFLs at Atl. (1/1/23).

2021 (ARIZONA)

- Appeared in 5 games and totaled 2 tackles. Also, appeared in 1 postseason contest.
- Registered 1 tackle at LAR (10/3) which marked his first tackle of the season.

2020 (ARIZONA)

- Appeared in 16 games and registered 1 tackle.
- Recorded 1 tackle at LAR (1/3/21) which marked his first tackle of the season.

2019 (ARIZONA)

- Appeared in 12 games on the defense.

2018 (ARIZONA)

- Appeared in 16 games (1 start) and registered 1 tackle.
- Recorded 1 tackle at GB (12/2) which marked his first tackle of his career.
- Made his first NFL start vs. Det. (12/9).

COLLEGE

Appeared in 38 games (5 starts) in three seasons (2015-17) at Washington and registered 100 tackles, 4 PDs, 2 INTs and 1 FF after one season at L.A. Pierce College (2014). In 2017, appeared in all 13 games (3 starts) and registered 55 tackles, 1 INT and 3 PDs. As a junior, appeared in 13 games (2 starts) and registered 23 tackles, 0.5 sack, 1 INT, 1 PD and 1 FF. As a sophomore, appeared in 12 games (1 start) and registered 22 tackles. Transferred from L.A. Pierce College. As a freshman in 2014, appeared in 7 games and registered 35 tackles, 1 INT and 1 FR.

PERSONAL

- Attended Glen Burnie HS (MD) where he was a two-sport athlete, competing in football and lacrosse.
- Graduated with a degree in political science from the University of Washington.

INJURY REPORT

2019: Inactive 4 games [vs. Car (9/22), at Cin. (10/6), vs. Atl. (10/13) and at NYG (10/20)] with a hand/hamstring injury.

2021: Placed on the Injured Reserve List on 10/13 with a shoulder injury.

2022: Inactive 2 games [vs. LAR (9/25) and at Car. (10/2)] with an ankle injury.

TURNER'S GAME-BY-GAME

2018 (Arizona)

Table with columns: Date, Opp, W/L, P/S, Tot, Sol, Ast, Sk, Yds, Int, Yds, PD, FF, FR, Yds. Rows include games against Was, LAR, Chi, Sea, SF, Min, Den, SF, KC, Oak, LAC, GB, Det, Atl, LAR, Sea.

2020 (Arizona)

Table with columns: Date, Opp, W/L, P/S, Tot, Sol, Ast, Sk, Yds, Int, Yds, PD, FF, FR, Yds. Rows include games against SF, Was, Det, Car, NYJ, Dal, Sea, Mia, Buf, Sea, NE, LAR, NYG, Phi, SF, LAR.

2019 (Arizona)

Table with columns: Date, Opp, W/L, P/S, Tot, Sol, Ast, Sk, Yds, Int, Yds, PD, FF, FR, Yds. Rows include games against Det, Bal, Car, Sea, Cin, Atl, NYG, NO, SF, TB, SF, LAR, Pit, Cle, Sea, LAR.

2021 (Arizona)

Table with columns: Date, Opp, W/L, P/S, Tot, Sol, Ast, Sk, Yds, Int, Yds, PD, FF, FR, Yds. Rows include games against Ten, Min, Jax, LAR, SF, Cle, Hou, GB, SF, Car, Sea, Chi, LAR, Ind, Dal, Sea.

2021 Postseason (Arizona)

Table with columns: Date, Opp, W/L, P/S, Tot, Sol, Ast, Sk, Yds, Int, Yds, PD, FF, FR, Yds. Rows include game against LAR.

TURNER'S GAME-BY-GAME

2022 (Arizona)

Date	Opp	W/L	P/S	Tot	Sol	Ast	Sk	Yds	Int	Yds	PD	FF	FR	Yds
Sep 11	KC	L	1/0	1	1	0	0.0	0.0	0	0	0	0	0	0
Sep 18	at LV	W	1/0	0	0	0	0.0	0.0	0	0	0	0	0	0
Sep 25	LAR	L	-	-	-INACTIVE (Ankle)-									
Oct 2	at Car	W	-	-	-INACTIVE (Ankle)-									
Oct 9	Phi	L	1/0	0	0	0	0.0	0.0	0	0	0	0	0	0
Oct 16	at Sea	L	1/0	1	1	0	0.0	0.0	0	0	0	1	0	0
Oct 20	NO	W	1/0	0	0	0	0.0	0.0	0	0	0	0	0	0
Oct 30	at Min	L	1/0	0	0	0	0.0	0.0	0	0	0	0	0	0
Nov 6	Sea	L	1/0	2	1	1	0.0	0.0	0	0	0	0	0	0
Nov 13	at LAR	W	1/0	0	0	0	0.0	0.0	0	0	0	0	0	0
Nov 21	SF	L	1/0	0	0	0	0.0	0.0	0	0	0	0	0	0
Nov 27	LAC	L	1/0	0	0	0	0.0	0.0	0	0	0	0	0	0
Dec 12	NE	L	1/0	0	0	0	0.0	0.0	0	0	0	0	0	0
Dec 18	at Den	L	1/0	1	1	0	0.0	0.0	0	0	0	0	0	0
Dec 25	TB	L	1/0	0	0	0	0.0	0.0	0	0	0	0	0	0
Jan 1	at Atl	L	1/0	5	4	1	0.0	0.0	0	0	0	0	0	0
Jan 8	at SF	L	1/1	4	1	3	0.0	0.0	0	0	0	0	0	0
TOTALS			15/1	14	9	5	0.0	0.0	0	0	0	1	0	0

2023 (Arizona)

Date	Opp	W/L	P/S	Tot	Sol	Ast	Sk	Yds	Int	Yds	PD	FF	FR	Yds
Sep 10	at Was	L	1/0	0	0	0	0.0	0.0	0	0	0	0	0	0
Sep 17	NYG	L	1/0	0	0	0	0.0	0.0	0	0	0	0	0	0
Sep 24	Dal	W	1/0	1	0	1	0.0	0.0	0	0	0	0	0	0
Oct 1	at SF	L	1/1	9	4	5	0.0	0.0	0	0	0	0	0	0
Oct 8	Cin	L	1/0	0	0	0	0.0	0.0	0	0	0	0	0	0
Oct 15	at LAR	L	1/0	0	0	0	0.0	0.0	0	0	0	0	0	0
Oct 22	at Sea	L	1/0	0	0	0	0.0	0.0	0	0	0	0	0	0
Oct 29	Bal	L	1/0	0	0	0	0.0	0.0	0	0	0	0	0	0
Nov 5	at Cle	L	1/0	0	0	0	0.0	0.0	0	0	0	0	0	0
Nov 12	Atl	W	1/0	0	0	0	0.0	0.0	0	0	0	0	0	0
Nov 19	at Hou	L	1/0	0	0	0	0.0	0.0	0	0	0	0	0	0
Nov 26	LAR	L	1/0	0	0	0	0.0	0.0	0	0	0	0	0	0
Dec 3	at Pit	W	1/0	0	0	0	0.0	0.0	0	0	0	0	0	0
Dec 17	SF	L	1/0	0	0	0	0.0	0.0	0	0	0	0	0	0
Dec 24	at Chi	L	1/0	0	0	0	0.0	0.0	0	0	0	0	0	0
Dec 31	at Phi	W	1/0	0	0	0	0.0	0.0	0	0	0	0	0	0
Jan 7	Sea	L	1/0	0	0	0	0.0	0.0	0	0	0	0	0	0
TOTALS			16/1	10	4	6	0.0	0.0	0	0	0	0	0	0



MALIK TURNER

0

WR * 6-2 * 202 * ILLINOIS

1.30.96 * SPRINGFIELD, IL * 5TH YEAR * ACQUIRED FA IN '24

GOLDMINE

- During Week 14 of the 2021 season, Turner supported the Uplifting Athletes organization through the NFL's My Cause, My Cleats initiative. Uplifting Athletes helps raise funds for and awareness of rare diseases. Their mission is to inspire the rare disease community with hope through the power of sport. From backing rare disease research to conducting "uplifting experiences", Uplifting Athletes aims to improve the lives of those impacted by rare diseases. "I want every single time I step onto the field to count for more; more support for rare disease awareness; more support for rare disease research; more support for the Rare Disease Community, so that we can work toward finding cures," said Turner.

TURNER'S GOLDEN NUGGETS

- Also played basketball at Sacred Heart-Griffin (IL) HS.
- First name is pronounced "muh-LEAK".



TURNER'S CAREER STATISTICS

YEAR	TEAM	GP	GS	RECEIVING					RUSHING				
				NO	YDS	AVG	LG	TD	ATT	YDS	AVG	LG	TD
2018	SEA	6	0	2	20	10.0	19	0	0	0	0	0	0
2019	SEA	15	3	15	245	16.3	33t	1	0	0	0	0	0
2020	DAL	6	0	0	0	0.0	0	0	0	0	0	0	0
2021	DAL	14	0	12	149	12.4	61	3	0	0	0	0	0
2022	SF	3	0	0	0	0	0	0	0	0	0	0	0
TOTALS		44	3	29	414	14.3	61	4	0	0	0	0	0

PLAYOFFS

YEAR	TEAM	GP	GS	RECEIVING					RUSHING				
				NO	YDS	AVG	LG	TD	ATT	YDS	AVG	LG	TD
2019	SEA	1	1	0	0	–	–	0	0	0	0	0	0
2021	DAL	1	0	1	6	6.0	6	0	0	0	0	0	0
TOTALS		2	1	1	6	6.0	6	0	0	0	0	0	0

Additional Statistics:

Special Teams Tackles – 1: 2019 (1)

Special Teams Forced Fumbles – 1: 2019 (1)

Milestones:

NFL Debut: vs. LAC (11/4/18); **First Start:** at Atl. (10/27/19); **First Reception:** Regular Season – at Car. (11/25/18 – 19–yd. pass from QB Russell Wilson); Postseason – vs. SF (1/16/22 – 6–yd. pass from QB Dak Prescott); **First TD Reception:** Regular Season – at Phi. (11/24/19 – 33–yd. TD pass on QB Russell Wilson)

TURNER'S CAREER HIGHS

Receptions: Regular Season – 5 vs. Den. (11/7/21); Postseason – 1 vs. SF (1/16/22)

Receiving Yards: Regular Season – 82 vs. Was. (12/26/21); Postseason – 6 vs. SF (1/16/22)

Long Reception: Regular Season – 61 vs. Was. (12/26/21); Postseason – 6 vs. SF (1/16/22)

Receiving TDs: Regular Season – 2 vs. Den. (11/7/21)

TURNER'S TRANSACTIONS

Signed with Sea. on a one–year deal on 7/29/18...Waived by Sea. on 9/1/18...Signed to Sea. practice squad on 9/11/18...Promoted to Sea. active roster on 10/31/18...Waived by Sea. on 12/22/18...Signed to Sea. practice squad on 12/25/18...Promoted to Sea. active roster on 1/1/19...Waived by Sea. on 4/14/20...Signed with GB a one–year deal on 8/12/20...Waived by GB on 9/5/20...Claimed off waivers by Dal. on 9/6/20...Re–Signed with Dal. on a one–year deal on 3/19/21...Placed on the Injured Reserve List on 9/2/21...Activated from the Injured Reserve List on 10/2/21...Signed with SF on a one–year deal in 4/11/22...Waived by SF on 8/30/22...Signed to SF practice squad on 8/31/22...Promoted to SF active roster on 9/10/22...Reverted back to SF practice squad on 9/12/22...Promoted to SF active roster on 10/3/22...Reverted back to SF practice squad on 10/4/22...Promoted to SF active roster on 10/8/22...Reverted back to SF practice squad on 10/10/22...Waived by SF on 11/1/22...Signed to LV practice squad on 11/3/22...Waived by LV on 12/20/22...Signed to Hou. practice squad on 12/23/22...Waived by Hou. on 1/16/23...Signed a one–year deal with Ind. on 2/23/23...Waived by Ind. on 8/29/23...Signed a one–year deal with SF on 7/25/24.

2022 (SAN FRANCISCO)

- Appeared in 3 games.

2021 (DALLAS)

- Appeared in 14 games and recorded 12 receipts. for 149 yds. and 3 TDs.
- Also played in the NFC Wild Card Game at SF (1/16/22), where he had 1 receipt. for 6 yds.
- Hauled in a career-high 5 receipts. for 33 yds. and 2 TDs at Den. (11/7).
- Tallied 3 receipts. for a career-best 82 rec. yds. and 1 TD vs. Was. (12/26).

2020 (DALLAS)

- Appeared in 6 games.

2019 (SEATTLE)

- Played in 15 games (3 starts) and notched 15 receipts. for 245 yds. and 1 TD.
- Also played in the Seahawks NFC Divisional game at GB (1/12/20).
- Registered a 21-yd. receipt. in his first career start at Atl. (10/27).
- Hauled in his first career TD receipt., a 33-yd. pass from Seahawks QB Russell Wilson at Phi. (11/24).

2018 (SEATTLE)

- Played in 6 games and tallied 2 receipts. for 20 yds.

COLLEGE

Played in 46 games (35 starts) at Illinois. Ended his career with the ninth-most rec. yds. (1,804) and receipts. (143) in program history. Recorded at least one catch in 30 straight games to end his collegiate career. In 2017, registered 31 receipts. for 326 yds. The All-Big Ten honorable mention started 11 games as a junior and led the team in receipts. (48), rec. yds. (712) and rec. TDs (6). In 2015, played in all 12 games (10 starts) and tallied 39 receipts. for 510 yds. and 3 TDs. Appeared in all 13 games (5 starts) as a true freshman and caught 25 passes for 256 yds. and a TD.

PERSONAL

- Attended Sacred Heart-Griffin (IL) HS, where he was ranked a three-star recruit by ESPN.com, Rivals and Scout. Had 69 receipts. for 1,378 yds. and 22 TDs while leading Sacred Heart-Griffin to the IHSA Class 5A State Championship with a perfect 14-0 record.
- Son of Edward Turner and Margaret Paulin. Has five siblings.
- Born Malik Turner (1/30/96) in Springfield, IL.
- Majored in sport management at Illinois.

INJURY REPORT

2019: Inactive vs. SF (12/29) with a concussion.

2020: Inactive at Phi. (1/5/20) with a concussion.

2021: Placed on the Injured Reserve List on 9/2 with a foot injury.

TURNER'S GAME-BY-GAME

2018 (Seattle)

Date	Opp	W/L	P/S	Rec	Yds	Avg	Lg	TD
SIGNED TO SEA PRACTICE SQUAD ON 9/11								
Sep 17	at Chi	L	-	-	PRACTICE SQUAD	-	-	-
Sep 23	Dal	W	-	-	PRACTICE SQUAD	-	-	-
Sep 30	at Arz	W	-	-	PRACTICE SQUAD	-	-	-
Oct 7	LAR	L	-	-	PRACTICE SQUAD	-	-	-
Oct 14	Oak	W	-	-	PRACTICE SQUAD	-	-	-
Oct 28	at Det	W	-	-	PRACTICE SQUAD	-	-	-
PROMOTED TO SEA ACTIVE ROSTER ON 10/31								
Nov 4	LAC	L	1/0	0	0	0.0	0	0
Nov 11	at LAR	L	-	-	INACTIVE	-	-	-
Nov 15	GB	W	1/0	0	0	-	-	0
Nov 25	at Car	W	1/0	1	19	19.0	19	0
Dec 2	SF	W	1/0	1	1	1.0	1	0
Dec 10	Min	W	1/0	0	0	-	-	0
Dec 16	at SF	L	1/0	0	0	-	-	0
WAIVED BY SEA ON 12/22								
SIGNED TO SEA PRACTICE SQUAD ON 12/25								
Dec 30	Arz	W	-	-	PRACTICE SQUAD	-	-	-
TOTALS			6/0	2	20	10.0	19	0

2019 (Seattle)

Date	Opp	W/L	P/S	Rec	Yds	Avg	Lg	TD
Sep 8	Cin	W	1/0	0	0	-	-	0
Sep 15	at Pit	W	1/0	3	54	18.0	30	0
Sep 22	NO	L	1/0	2	19	9.5	11	0
Sep 29	at Arz	W	1/0	0	0	-	-	0
Oct 3	LAR	W	1/0	0	0	-	-	0
Oct 13	at Cle	W	1/0	0	0	-	-	0
Oct 20	Bal	L	1/0	1	24	24.0	24	0
Oct 27	at Atl	W	1/1	1	21	21.0	21	0
Nov 3	TB	W	1/0	0	0	-	-	0
Nov 11	at SF	W	1/0	2	35	17.5	28	0
Nov 24	at Phi	W	1/0	1	33	33.0	33t	1
Dec 2	Min	W	1/1	0	0	-	-	0
Dec 8	at LAR	L	1/0	1	10	10.0	10	0
Dec 15	at Car	W	1/0	3	26	8.7	15	0
Dec 22	Arz	L	1/1	1	23	23.0	23	0
Dec 29	vs SF	L	-	-	INACTIVE (Concussion)	-	-	-
TOTALS			15/3	15	245	16.3	33t	1

2019 Postseason (Seattle)

Date	Opp	W/L	P/S	Rec	Yds	Avg	Lg	TD
Jan 12	at GB	L	1/1	0	0	-	-	0
TOTALS			1/1	0	0	-	-	0

2020 (Dallas)

Date	Opp	W/L	P/S	Rec	Yds	Avg	Lg	TD
Sep 13	at LAR	L	1/0	0	0	-	-	0
Sep 20	Atl	W	1/0	0	0	-	-	0
Sep 27	at Sea	L	1/0	0	0	-	-	0
Oct 4	Cle	L	1/0	0	0	-	-	0
Oct 11	NYG	W	-	-	INACTIVE	-	-	-
Oct 19	Arz	L	-	-	INACTIVE	-	-	-
Oct 25	at Was	L	-	-	INACTIVE	-	-	-
Nov 1	at Phi	L	-	-	INACTIVE	-	-	-
Nov 8	Pit	L	-	-	INACTIVE	-	-	-
Nov 22	at Min	W	-	-	INACTIVE	-	-	-
Nov 26	Was	L	-	-	INACTIVE	-	-	-
Dec 8	at Bal	L	-	-	INACTIVE	-	-	-
Dec 13	at Cin	W	-	-	INACTIVE	-	-	-
Dec 20	SF	W	1/0	0	0	-	-	0
Dec 27	Phi	W	1/0	0	0	-	-	0
Jan 3	at NYG	L	-	-	INACTIVE (Concussion)	-	-	-
TOTALS			6/0	0	0	-	-	0

2021 (Dallas)

Date	Opp	W/L	P/S	Rec	Yds	Avg	Lg	TD
PLACED ON INJURED RESERVE (Foot) on 9/2								
Sep 9	at TB	L	-	-	INJURED RESERVE	-	-	-
Sep 19	at LAC	W	-	-	INJURED RESERVE	-	-	-
Sep 27	Phi	W	-	-	INJURED RESERVE	-	-	-
ACTIVATED FROM INJURED RESERVE (Foot) on 10/2								
Oct 3	Car	W	1/0	0	0	-	-	0
Oct 10	NYG	W	1/0	0	0	-	-	0
Oct 17	at NE	W	1/0	0	0	-	-	0
Oct 31	at Min	W	1/0	0	0	-	-	0
Nov 7	Den	L	1/0	5	33	6.6	11	2
Nov 14	Atl	W	1/0	1	7	7.0	7	0
Nov 21	at KC	L	1/0	1	11	11.0	11	0
Nov 25	LV	L	1/0	0	0	-	-	0
Dec 2	at NO	W	1/0	1	10	10.0	10	0
Dec 12	at Was	W	1/0	0	0	-	-	0
Dec 19	at NYG	W	1/0	1	6	6.0	6	0
Dec 26	Was	W	1/0	3	82	27.3	61	1
Jan 2	Arz	L	1/0	0	0	-	-	0
Jan 8	at Phi	W	1/0	0	0	-	-	0
TOTALS			14/0	12	149	12.4	61	3


2021 Postseason (Dallas)

Date	Opp	W/L	P/S	Rec	Yds	Avg	Lg	TD
Jan 16	SF	L	1/0	1	6	6.0	6	0
TOTALS			1/0	1	6	6.0	6	0

TURNER'S GAME-BY-GAME

2022 (San Francisco)

Date	Opp	W/L	P/S	Rec	Yds	Avg	Lg	TD
PROMOTED TO SF ACTIVE ROSTER ON 9/10								
Sep 11	at Chi	L	1/0	0	0	-	-	0
REVERTED BACK TO SF PRACTICE SQUAD ON 9/12								
Sep 18	Sea	W	-	-	-	-	-	-
Sep 25	at Den	L	-	-	-	-	-	-
PROMOTED TO SF ACTIVE ROSTER ON 10/3								
Oct 3	LAR	W	1/0	0	0	-	-	0
REVERTED BACK TO SF PRACTICE SQUAD ON 10/4								
PROMOTED TO SF ACTIVE ROSTER ON 10/8								
Oct 9	at Car	W	1/0	0	0	-	-	0
REVERTED BACK TO SF PRACTICE SQUAD ON 10/10								
Oct 16	at Atl	L	-	-	-	-	-	-
Oct 23	KC	L	-	-	-	-	-	-
Oct 30	at LAR	W	-	-	-	-	-	-
Nov 13	LAC	W	-	-	-	-	-	-
Nov 21	at Arz	W	-	-	-	-	-	-
Nov 27	NO	W	-	-	-	-	-	-
Dec 4	Mia	W	-	-	-	-	-	-
Dec 11	TB	W	-	-	-	-	-	-
Dec 15	at Sea	W	-	-	-	-	-	-
Dec 24	Was	W	-	-	-	-	-	-
Jan 1	at LV	W	-	-	-	-	-	-
Jan 8	Arz	W	-	-	-	-	-	-
TOTALS			3/0	0	0	-	-	0



CHARVARIUS WARD

7

CB * 6-1 * 196 * MIDDLE TENNESSEE STATE

5.16.96 * MCCOMB, MS * 7TH YEAR * ACQUIRED FA IN '22

AWARDS AND HONORS

2023: NFC Pro Bowl, AP Second-Team All-Pro



GOLDMINE

- During Week 12 of the 2021 season, Ward traveled to his hometown of McComb, MS during the Chiefs' Bye Week to donate \$10,000 worth of holiday food with help from the Boys and Girls Club and the Mississippi Food Network. "This is the place that made me who I am. Like, this is the reason why I'm in the NFL now," Ward said. "I love my hometown. This is the place that made me. I got a lot, so I just chose to give back this year and I'm making it a tradition from now on to give back every year. I just love my people and I want to give back to them." Ward, along with volunteers from The Boys & Girls Club and McComb High School, distributed turkeys and fresh produce to 290 families. Although Ward says this is just the beginning for his newly founded charity, Charvarius for Change.
- When Ward was a child, a large cyst in his hip left him wheelchair-bound for an extended period of time. During this period of his life, Ward built a strong bond with his family, his mother in particular, as they assisted him in all aspects of his daily life. Due to the injury, Ward did not play organized football until his senior year of high school, but against all odds, eventually made it to the NFL.

WARD'S GOLDEN NUGGETS

- First name is pronounced char-VEAR-ee-us.
- Founded the 'Charvarius for Change' foundation in 2021. The foundation's inaugural event occurred in November and Ward says there'll be many more coming soon to his hometown of McComb, MS.
- Began his collegiate career at Hinds CC (MS) where he spent two seasons before transferring to Middle Tennessee State University.



WARD'S CAREER STATISTICS

YEAR	TEAM	GP	GS	TACKLES					INTERCEPTIONS					FUMBLES		
				TOT	SOL	AST	SACKS	YDS	INT	YDS	LG	TD	PD	FF	FR	YDS
2018	KC	13	2	18	17	1	0.0	0.0	0	0	–	0	3	0	0	0
2019	KC	16	16	74	56	18	0.0	0.0	2	10	10	0	10	1	0	0
2020	KC	14	13	51	38	13	1.0	9.0	0	0	–	0	6	0	0	0
2021	KC	13	12	67	48	19	0.0	0.0	2	0	–	0	10	0	0	0
2022	SF	17	17	87	59	28	0.0	0.0	1	9	9	0	11	1	1	40
2023	SF	17	17	72	56	16	0.0	0.0	5	91	66t	1	23	1	0	0
TOTALS		90	77	369	274	95	1.0	9.0	10	110	66t	1	63	3	1	40

PLAYOFFS

YEAR	TEAM	GP	GS	TACKLES					INTERCEPTIONS					FUMBLES		
				TOT	SOL	AST	SACKS	YDS	INT	YDS	LG	TD	PD	FF	FR	YDS
2018	KC	2	1	11	6	5	0.0	0.0	0	0	–	0	4	0	0	0
2019	KC	3	3	9	7	2	0.0	0.0	0	0	–	0	1	0	0	0
2020	KC	3	3	18	15	3	0.0	0.0	0	0	–	0	1	0	0	0
2021	KC	3	3	11	12	4	0.0	0.0	0	0	–	0	3	0	0	0
2022	SF	3	3	13	12	1	0.0	0.0	0	0	–	0	3	0	0	0
2023	SF	3	3	10	8	2	0.0	0.0	0	0	–	0	1	0	0	0
TOTALS		17	16	77	60	17	0.0	0.0	0	0	–	0	13	0	0	0

Additional Statistics:

Special Teams Tackles – 12: 2018 (12)

Milestones:

NFL Debut: at Den. (10/1/18); **First Start:** at Sea. (12/23/18); **First INT:** Regular Season – at Oak. (9/15/19 – QB Derek Carr); **First FF:** Regular Season – at Oak. (9/15/19 – QB Derek Carr); **First Sack:** at Den. (10/25/20 – QB Drew Lock); **First FR:** Regular Season – at Sea. (12/15/22 – RB Travis Homer); **First INT Returned for a TD:** at Arz. (12/17/23 – QB Kyler Murray)

WARD'S CAREER HIGHS

Total Tackles: Regular Season – 10 (3 times) Last at Arz. (11/21/22); Postseason – 7 (2 times) Last vs. Buf. (1/24/21)
Solo: Regular Season – 9 at Oak. (12/30/18); Postseason – 6 (2 times) Last vs. Buf. (1/24/21)
Assists: Regular Season – 5 at Den. (9/25/22); Postseason – 3 vs. NE (1/20/19)
Passes Defensed: Regular Season – 4 (2 times) Last at Phi. (12/3/23); Postseason – 4 vs. Ind. (1/12/19)

Interceptions: Regular Season – 2 at Arz. (12/17/23)
Interception Yards: Regular Season – 10 at Oak. (9/15/19)
Long Interception Return: Regular Season – 10 at Oak. (9/15/19)
Forced Fumbles: Regular Season – 1 (3 times) Last at Cle. (10/15/23)
Fumble Recoveries: Regular Season – 1 at Sea. (12/15/22)
Sacks: Regular Season – 1.0 at Den. (10/25/20)

WARD'S TRANSACTIONS

Originally signed as an undrafted free agent by Dal. on 4/30/18...Traded to KC on 8/31/18...Re-Signed with KC on a one-year deal through 2021 on 6/10/21... Placed on the Reserve/Covid-19 List on 12/20/21...Activated from the Reserve/Covid-19 List on 12/23/21...Signed a three-year deal with SF on 3/16/22.

2023 (SAN FRANCISCO)

- Registered 3 tackles and 1 INT of QB Kenny Pickett at Pit. (9/10).
- Notched 5 tackles and 1 FF at Cle. (10/15), which marked his 1st FF of the season and his 3rd of his career.
- Registered 4 PDs at Phi. (12/3).
- Registered 3 tackles and a career-high 2 INTs of Cardinals QB Kyler Murray at Arz. (12/17), one of which he returned for a 66-yd. TD. The TD marked the first of his career and the team's first defensive TD of the season.
- Registered 4 tackles and 1 INT of Commanders QB Sam Howell at Was. (12/31), giving him a single season career-high 5 INTs on the season and 10 in his career.

MOST PASSES DEFENSED IN THE NFL, 2023		
Player		PDs
1. CB Charvarius Ward		23
2. CB Darious Williams		19
3. CB Paulson Adebo		18
4. CB Benjamin St-Juste		17
5t. CB Devon Witherspoon		16
CB Tyrique Stevenson		16

2022 (SAN FRANCISCO)

- Started all 17 games and posted 87 tackles, a team-high 11 PDs, 1 INT, 1 FF and 1 FR. Also started all 3 postseason games where he added 13 tackles and 3 PDs.
- Recorded 8 tackles and intercepted a pass att. by Seahawks RB DeeJay Dallas vs. Sea. (9/18). The INT marked his first of the season and as a member of the 49ers and the 5th of his career.
- Tallied 8 tackles, 1 PD and 1 FF at Den. (9/25). The FF of Denver Broncos RB Melvin Gordon marked his first of the season and the 2nd of his career [at Oak. (9/15/19)] as a member of the Kansas City Chiefs].
- Set a career high with 4 PDs at Car. (10/9) to go along with 3 tackles on the day.
- Registered 6 tackles, 2 PDs and 1 FR for a 40-yd. return at Sea. (12/15). The FR marked the first of his career. The 40-yd. FR return was the longest by a member of the 49ers since 2017 [43 yds. - DB Jimmie Ward at Was. (10/15/17)].

2021 (KANSAS CITY)

- Started all 13 games he appeared in and registered 67 tackles, 10 PDs and 2 INTs. Also started all 3 postseason games and recorded 16 tackles and 3 PDs.
- Picked off Cowboys QB Dak Prescott vs. Dal. (11/21) in addition to registering 7 tackles and 3 PDs.
- Notched a career-high 10 tackles to go along with 2 PDs at LAC (12/16).
- Recorded 3 tackles and 1 INT of Steelers QB Ben Roethlisberger vs. Pit. (12/26), marking his 2nd INT of the season and the 4th of his career.

2020 (KANSAS CITY)

- Appeared in 14 games (13 starts) and recorded 51 tackles, 6 PDs and 1.0 sack. Also started all 3 postseason games and registered 18 tackles and 1 PD.
- Registered 9 tackles and his first career sack, bringing down Broncos QB Drew Lock at Den. (10/25).

2019 (KANSAS CITY)

- Started all 16 games and established single-season career-highs in tackles (74), INTs (2), PDs (10) and FFs (1). Also started in all 3 postseason games and notched 9 tackles and 1 PD.
- Registered his first career INT and FF at Oak. (9/15), picking off Raiders QB Derek Carr and forcing him to fumble. Also finished the game with 4 tackles and 2 PDs.

- Recorded 8 tackles and 1 INT of Texans QB Deshaun Watson at Hou. (10/13).

2018 (KANSAS CITY)

- Appeared in 13 games (2 starts) and recorded 18 tackles, 3 PDs and 12 tackles on special teams.
- Made his NFL debut at Den. (10/1) and registered 3 tackles on special teams.
- Registered 8 tackles and 1 PD in his first career start at Sea. (12/23).

COLLEGE

Appeared in 25 games (10 starts) for Middle Tennessee State, recording 74 tackles, 21 PDs and 1 FR. Appeared in all 13 games (8 starts) as a senior in 2017. Registered 48 tackles, 14 PDs and 1.0 sack. As a junior in 2016, appeared in 12 games (2 starts) and tallied 23 tackles, 1 INT, 5 PDs and 1 FR. Transferred to Middle Tennessee State from Hinds CC (MS) prior to his junior year in 2016. Tallied 64 tackles, 4 INTs, 7 PDs, 1 FF and 1 blocked FGA at Hinds CC. As a sophomore in 2016, logged 32 tackles, 1 INT, 2 PDs, and 1 blocked FGA. In 2015 as a freshman, tallied 32 tackles, 3 INTs, 5 PDs and a FF.

PERSONAL

- Lettered in football at McComb (MS) HS, posting 48 tackles and 1 INT as a senior. Took home all-region honors while also being voted the team's top defensive back.
- Son of Garland and Tanya Ward.
- Earned his degree in liberal studies at Middle Tennessee State.

INJURY REPORT

- 2020:** Inactive at LAC (9/20) with a hand injury.
- 2021:** Inactive 4 games [vs. LAC (9/26), at Phi. (10/3), vs. Buf. (10/10) and at Was. (10/17)] with a quadriceps injury.

WARD'S GAME-BY-GAME

2018 (Kansas City)

Date	Opp	W/L	P/S	Tot	Sol	Ast	Sk	Yds	Int	Yds	PD	FF	FR	Yds
Sep 9	at LAC	W	-	-	-	-	-	-	-	-	-	-	-	-
Sep 16	at Pit	W	-	-	-	-	-	-	-	-	-	-	-	-
Sep 23	SF	W	-	-	-	-	-	-	-	-	-	-	-	-
Oct 1	at Den	W	1/0	0	0	0	0.0	0.0	0	0	0	0	0	0
Oct 7	Jax	W	1/0	0	0	0	0.0	0.0	0	0	0	0	0	0
Oct 14	at NE	L	1/0	0	0	0	0.0	0.0	0	0	0	0	0	0
Oct 21	Cin	W	1/0	1	1	0	0.0	0.0	0	0	0	0	0	0
Oct 28	Den	W	1/0	0	0	0	0.0	0.0	0	0	0	0	0	0
Nov 4	at Cle	W	1/0	0	0	0	0.0	0.0	0	0	0	0	0	0
Nov 11	Ari	W	1/0	0	0	0	0.0	0.0	0	0	0	0	0	0
Nov 19	at LAR	L	1/0	0	0	0	0.0	0.0	0	0	0	0	0	0
Dec 2	at Oak	W	1/0	0	0	0	0.0	0.0	0	0	0	0	0	0
Dec 9	Bal	W	1/0	0	0	0	0.0	0.0	0	0	0	0	0	0
Dec 13	LAC	L	1/0	0	0	0	0.0	0.0	0	0	0	0	0	0
Dec 23	at Sea	L	1/1	8	7	1	0.0	0.0	0	0	0	0	0	0
Dec 30	Oak	W	1/1	9	9	0	0.0	0.0	0	0	0	0	0	0
Totals			13/2	18	17	1	0.0	0.0	0	0	3	0	0	0

2018 Postseason (Kansas City)

Date	Opp	W/L	P/S	Tot	Sol	Ast	Sk	Yds	Int	Yds	PD	FF	FR	Yds
Jan 12	Ind	W	1/0	4	2	2	0.0	0.0	0	0	4	0	0	0
Jan 20	NE	L	1/1	7	4	3	0.0	0.0	0	0	0	0	0	0
TOTALS			2/1	11	6	5	0.0	0.0	0	0	4	0	0	0

2019 (Kansas City)

Date	Opp	W/L	P/S	Tot	Sol	Ast	Sk	Yds	Int	Yds	PD	FF	FR	Yds
Sep 8	at Jax	W	1/1	7	5	2	0.0	0.0	0	0	0	0	0	0
Sep 15	at Oak	W	1/1	4	3	1	0.0	0.0	1	10	2	1	0	0
Sep 22	Bal	W	1/1	5	4	1	0.0	0.0	0	0	0	0	0	0
Sep 29	at Det	W	1/1	6	6	0	0.0	0.0	0	0	0	0	0	0
Oct 6	Ind	L	1/1	6	4	2	0.0	0.0	0	0	1	0	0	0
Oct 13	Hou	L	1/1	8	7	1	0.0	0.0	1	0	1	0	0	0
Oct 17	at Den	W	1/1	3	2	1	0.0	0.0	0	0	0	0	0	0
Oct 27	GB	L	1/1	4	3	1	0.0	0.0	0	0	1	0	0	0
Nov 3	Min	W	1/1	6	4	2	0.0	0.0	0	0	1	0	0	0
Nov 10	at Ten	L	1/1	4	3	1	0.0	0.0	0	0	0	0	0	0
Nov 18	at LAC	W	1/1	2	1	1	0.0	0.0	0	0	3	0	0	0
Dec 1	Oak	W	1/1	2	2	0	0.0	0.0	0	0	0	0	0	0
Dec 8	at NE	W	1/1	1	1	0	0.0	0.0	0	0	0	0	0	0
Dec 15	Den	W	1/1	6	4	2	0.0	0.0	0	0	0	0	0	0
Dec 22	at Chi	W	1/1	3	3	0	0.0	0.0	0	0	1	0	0	0
Dec 29	LAC	W	1/1	7	4	3	0.0	0.0	0	0	0	0	0	0
Totals			16/16	74	56	18	0.0	0.0	2	10	10	1	0	0

2019 Postseason (Kansas City)

Date	Opp	W/L	P/S	Tot	Sol	Ast	Sk	Yds	Int	Yds	PD	FF	FR	Yds
Jan 12	Hou	W	1/1	4	3	1	0.0	0.0	0	0	1	0	0	0
Jan 19	Ten	W	1/1	1	1	0	0.0	0.0	0	0	0	0	0	0
Feb 2	SF	W	1/1	4	3	1	0.0	0.0	0	0	0	0	0	0
TOTALS			3/3	9	7	2	0.0	0.0	0	0	0	0	0	0

2020 (Kansas City)

Date	Opp	W/L	P/S	Tot	Sol	Ast	Sk	Yds	Int	Yds	PD	FF	FR	Yds
Sep 10	Hou	W	1/1	1	1	0	0.0	0.0	0	0	0	0	0	0
Sep 20	at LAC	W	-	-	-	-	-	-	-	-	-	-	-	-
Sep 28	at Bal	W	1/0	1	1	0	0.0	0.0	0	0	1	0	0	0
Oct 5	NE	W	1/1	4	3	1	0.0	0.0	0	0	0	0	0	0
Oct 11	LV	L	1/1	4	2	2	0.0	0.0	0	0	0	0	0	0
Oct 19	at Buf	W	1/1	4	3	1	0.0	0.0	0	0	1	0	0	0
Oct 25	at Den	W	1/1	9	7	2	1.0	9.0	0	0	0	0	0	0
Nov 1	NYJ	W	1/1	2	2	0	0.0	0.0	0	0	1	0	0	0
Nov 8	Car	W	1/1	5	4	1	0.0	0.0	0	0	1	0	0	0
Nov 22	at LV	W	1/1	4	3	1	0.0	0.0	0	0	1	0	0	0
Nov 29	at TB	W	1/1	4	1	3	0.0	0.0	0	0	0	0	0	0
Dec 6	Den	W	1/1	4	2	2	0.0	0.0	0	0	0	0	0	0
Dec 13	at Mia	W	1/1	1	1	0	0.0	0.0	0	0	1	0	0	0
Dec 20	at NO	W	1/1	4	4	0	0.0	0.0	0	0	0	0	0	0
Dec 27	Atl	W	1/1	4	4	0	0.0	0.0	0	0	0	0	0	0
Jan 3	at LAC	L	-	-	-	-	-	-	-	-	-	-	-	-
Totals			14/13	51	38	13	1.0	9.0	0	0	6	0	0	0

2020 Postseason (Kansas City)

Date	Opp	W/L	P/S	Tot	Sol	Ast	Sk	Yds	Int	Yds	PD	FF	FR	Yds
Jan 17	Cle	W	1/1	6	6	0	0.0	0.0	0	0	0	0	0	0
Jan 24	Buf	W	1/1	7	6	1	0.0	0.0	0	0	1	0	0	0
Feb 7	at TB	L	1/1	5	3	2	0.0	0.0	0	0	0	0	0	0
TOTALS			3/3	18	15	3	0.0	0.0	0	0	1	0	0	0

2021 (Kansas City)

Date	Opp	W/L	P/S	Tot	Sol	Ast	Sk	Yds	Int	Yds	PD	FF	FR	Yds
Sep 12	Cle	W	1/1	4	4	0	0.0	0.0	0	0	0	0	0	0
Sep 19	at Bal	L	1/1	4	3	1	0.0	0.0	0	0	0	0	0	0
Sep 26	LAC	L	-	-	-	-	-	-	-	-	-	-	-	-
Oct 3	at Phi	W	-	-	-	-	-	-	-	-	-	-	-	-
Oct 10	Buf	L	-	-	-	-	-	-	-	-	-	-	-	-
Oct 17	at Was	W	-	-	-	-	-	-	-	-	-	-	-	-
Oct 24	at Ten	L	1/0	2	2	0	0.0	0.0	0	0	1	0	0	0
Nov 1	NYG	W	1/1	5	4	1	0.0	0.0	0	0	0	0	0	0
Nov 7	GB	W	1/1	7	5	2	0.0	0.0	0	0	1	0	0	0
Nov 14	at LV	W	1/1	1	0	1	0.0	0.0	0	0	0	0	0	0
Nov 21	Dal	W	1/1	7	5	2	0.0	0.0	1	0	3	0	0	0
Dec 5	Den	W	1/1	8	5	3	0.0	0.0	0	0	1	0	0	0
Dec 12	LV	W	1/1	3	3	0	0.0	0.0	0	0	0	0	0	0
Dec 16	at LAC	W	1/1	10	7	3	0.0	0.0	0	0	2	0	0	0
Dec 26	Pit	W	1/1	3	3	0	0.0	0.0	1	0	1	0	0	0
Jan 2	at Cin	L	1/1	8	6	2	0.0	0.0	0	0	1	0	0	0
Jan 8	at Den	W	1/1	5	1	4	0.0	0.0	0	0	0	0	0	0
TOTALS			13/12	67	48	19	0.0	0.0	2	0	10	0	0	0

2021 Postseason (Kansas City)

Date	Opp	W/L	P/S	Tot	Sol	Ast	Sk	Yds	Int	Yds	PD	FF	FR	Yds
Jan 16	Pit	W	1/1	6	5	1	0.0	0.0	0	0	1	0	0	0
Jan 23	Buf	W	1/1	5	3	2	0.0	0.0	0	0	1	0	0	0
Jan 30	Cin	L	1/1	5	4	1	0.0	0.0	0	0	1	0	0	0
TOTALS			3/3	16	12	4	0.0	0.0	0	0	3	0	0	0

WARD'S GAME-BY-GAME

2022 (San Francisco)

Date	Opp	W/L	P/S	Tot	Sol	Ast	Sk	Yds	Int	Yds	PD	FF	FR	Yds
Sep 11	at Chi	L	1/1	2	1	1	0.0	0.0	0	0	1	0	0	0
Sep 18	Sea	W	1/1	8	4	4	0.0	0.0	1	9	1	0	0	0
Sep 25	at Den	L	1/1	8	3	5	0.0	0.0	0	0	1	1	0	0
Oct 3	LAR	W	1/1	4	4	0	0.0	0.0	0	0	1	0	0	0
Oct 9	at Car	W	1/1	4	3	1	0.0	0.0	0	0	4	0	0	0
Oct 16	at Atl	L	1/1	2	2	0	0.0	0.0	0	0	0	0	0	0
Oct 23	KC	L	1/1	10	8	2	0.0	0.0	0	0	0	0	0	0
Oct 30	at LAR	W	1/1	6	5	1	0.0	0.0	0	0	0	0	0	0
Nov 13	LAC	W	1/1	2	1	1	0.0	0.0	0	0	1	0	0	0
Nov 21	at Arz	W	1/1	10	9	1	0.0	0.0	0	0	0	0	0	0
Nov 27	NO	W	1/1	5	2	3	0.0	0.0	0	0	0	0	0	0
Dec 4	Mia	W	1/1	1	0	1	0.0	0.0	0	0	0	0	0	0
Dec 11	TB	W	1/1	8	6	2	0.0	0.0	0	0	0	0	0	0
Dec 15	Sea	W	1/1	6	6	0	0.0	0.0	0	0	2	0	1	40
Dec 24	Was	W	1/1	3	3	0	0.0	0.0	0	0	0	0	0	0
Jan 1	at LV	W	1/1	6	2	4	0.0	0.0	0	0	0	0	0	0
Jan 8	Arz	W	1/1	2	0	2	0.0	0.0	0	0	0	0	0	0
TOTALS			17/17	87	59	28	0.0	0.0	1	9	11	1	1	40

2022 Postseason (San Francisco)


Date	Opp	W/L	P/S	Tot	Sol	Ast	Sk	Yds	Int	Yds	PD	FF	FR	Yds
Jan 14	Sea	W	1/1	3	3	0	0.0	0.0	0	0	0	0	0	0
Jan 22	Dal	W	1/1	6	5	1	0.0	0.0	0	0	1	0	0	0
Jan 29	at Phi	L	1/1	4	4	0	0.0	0.0	0	0	2	0	0	0
TOTALS			3/3	13	12	1	0.0	0.0	0	0	3	0	0	0

2023 (San Francisco)

Date	Opp	W/L	P/S	Tot	Sol	Ast	Sk	Yds	Int	Yds	PD	FF	FR	Yds
Sep 10	at Pit	W	1/1	3	2	1	0.0	0.0	1	9	1	0	0	0
Sep 17	at LAR	W	1/1	10	8	2	0.0	0.0	0	0	1	0	0	0
Sep 21	NYG	W	1/1	4	4	0	0.0	0.0	0	0	2	0	0	0
Oct 1	Arz	W	1/1	2	1	1	0.0	0.0	0	0	0	0	0	0
Oct 8	Dal	W	1/1	2	2	0	0.0	0.0	0	0	1	0	0	0
Oct 15	at Cle	L	1/1	5	4	1	0.0	0.0	0	0	0	1	0	0
Oct 23	at Min	L	1/1	5	4	1	0.0	0.0	1	0	2	0	0	0
Oct 29	Cin	L	1/1	4	2	2	0.0	0.0	0	0	2	0	0	0
Nov 12	at Jax	W	1/1	2	2	0	0.0	0.0	0	0	1	0	0	0
Nov 19	TB	W	1/1	9	8	1	0.0	0.0	0	0	2	0	0	0
Nov 23	at Sea	W	1/1	5	3	2	0.0	0.0	0	0	3	0	0	0
Dec 3	at Phi	W	1/1	5	4	1	0.0	0.0	0	0	4	0	0	0
Dec 10	Sea	W	1/1	1	0	1	0.0	0.0	0	0	1	0	0	0
Dec 17	at Arz	W	1/1	3	2	1	0.0	0.0	2	79	2	0	0	0
Dec 25	Bal	L	1/1	4	3	1	0.0	0.0	0	0	0	0	0	0
Dec 31	at Was	W	1/1	4	3	1	0.0	0.0	1	3	1	0	0	0
Jan 7	LAR	L	1/1	4	4	0	0.0	0.0	0	0	0	0	0	0
TOTALS			17/17	72	56	16	0.0	0.0	5	91	23	1	0	0

2023 Postseason (San Francisco)

Date	Opp	W/L	P/S	Tot	Sol	Ast	Sk	Yds	Int	Yds	PD	FF	FR	Yds
Jan 20	GB	W	1/1	5	4	1	0.0	0.0	0	0	1	0	0	0
Jan 28	Det	W	1/1	1	1	0	0.0	0.0	0	0	0	0	0	0
Feb 11	at KC	L	1/1	4	3	1	0.0	0.0	0	0	0	0	0	0
TOTALS			3/3	10	8	2	0.0	0.0	0	0	1	0	0	0



FRED WARNER

54

LB * 6-3 * 230 * BRIGHAM YOUNG

11.19.96 * SAN MARCOS, CA * 7TH YEAR * ACQUIRED D-3A IN '18

AWARDS & HONORS

- 2019:** NFC Defensive Player of the Month (November), NFC Defensive Player of the Week (Week 12)
- 2020:** AP First-Team All-Pro, Len Eshmont Award, Bill Walsh Award, NFC Pro Bowl, NFC Defensive Player of the Week (Week 16)
- 2022:** NFC Pro Bowl Games, NFLPA First-Team All-Pro, AP First-Team All-Pro, PFWA All-NFL Team, PFWA All-NFC Team, Bill Walsh Award
- 2023:** NFC Defensive Player of the Week (Week 15), NFC Pro Bowl, AP First-Team All-Pro, PFWA All-NFC Team



CAREER HIGHLIGHTS

- In 2018, became the first NFL rookie since 2000 to begin his career with 4 consecutive games of at least 10 tackles, according to Gamebook Statistics.

GOLDMINE

- During the 2022 offseason, Warner and his fellow linebackers, Azeem Al-Shaair and Dre Greenlaw, were invited to throw out the first pitch at a San Francisco Giants game. The trio took a few swings at batting practice and mingled with Giants players prior to throwing out ceremonial first pitches and cheering on the hometown team.



- NFL players had the opportunity to participate in the NFL's annual My Cause, My Cleats campaign during the 2019 season. Warner and his teammates represented their respective causes with custom-designed cleats in an effort to raise awareness and funding. Warner represented Cancer CAREPOINT and said, "I play to honor my grandmother who passed from breast cancer."
- The 49ers hosted the third annual Crucial Catch Fashion Show presented by Dignity Health in October of 2019, featuring cancer warriors representing all cancers as they modeled apparel donated by Levi's. Warner and his teammates were paired with each of the warriors to share their stories of strength and courage with the audience and walk the runway.



WARNER'S GOLDEN NUGGETS

- In 2020, was the recipient of the 49ers Len Eshmont Award, which is voted on by the players and is given to the 49er who best exemplifies the inspirational and courageous play of Len Eshmont, an original member of the 1946 49ers team.
- Named the recipient of the 2020 Bill Walsh Award, which was established in 2004 in honor of San Francisco's Hall of Fame Head Coach. The award, which is voted on by the coaching staff, is given to the 49er who has best represented the standard of professional excellence established by Walsh. Walsh served as the team's head coach for 10 seasons from 1979-88. In that time, he compiled a record of 102-63-1 and led the team to three Super Bowls. He was twice named Coach of the Year (1981, 1984) and was later named Coach of the Decade for the 1980s.
- Caught the attention of BYU coaches after a die-hard BYU fan and family friend sent Warner's highlight tape to the coaches and was later offered a scholarship.
- At BYU, was roommates with his younger brother Troy, who played cornerback for the Cougars and signed with the Tampa Bay Buccaneers as a free agent in 2021.

GOLDMINE (CONTINUED)

- In October of 2019, Warner teamed up with the St. Baldrick's Foundation, a volunteer-powered charity that funds childhood cancer research grants. During the fundraiser, they assisted in shaving the heads of volunteers as a symbol of support of the cancer warriors.
- Warner credits his mother, Laura, as the number one influence in his life. He notes that his mother raised him and his siblings all by herself while making sacrifices along the way. "She taught all of us about hard work," Warner said. On draft day, Laura was by Fred's side as he was selected by the 49ers in the third round. "She was right next to me," he said. "She got the first hug."



WARNER'S CAREER STATISTICS

YEAR	TEAM	GP	GS	TACKLES					INTERCEPTIONS					FUMBLES		
				TOT	SOL	AST	SACKS	YDS	INT	YDS	LG	TD	PD	FF	FR	YDS
2018	SF	16	16	123	84	39	0.0	0.0	0	0	–	0	6	1	1	0
2019	SF	16	16	118	89	29	3.0	31.0	1	46	46t	1	9	3	0	0
2020	SF	16	16	125	79	46	1.0	11.0	2	3	3	0	6	1	2	0
2021	SF	16	16	137	79	58	0.5	5.0	0	0	–	0	4	1	3	0
2022	SF	17	17	130	79	51	2.0	14.5	1	20	20	0	10	1	0	0
2023	SF	17	17	132	82	50	2.5	16.5	4	63	32	0	11	4	0	0
TOTALS		98	98	765	491	274	9.0	78.0	8	132	46t	1	46	11	6	0

PLAYOFFS

YEAR	TEAM	GP	GS	TACKLES					INTERCEPTIONS					FUMBLES		
				TOT	SOL	AST	SACKS	YDS	INT	YDS	LG	TD	PD	FF	FR	YDS
2019	SF	3	3	20	11	9	0.0	0.0	1	3	3	0	2	0	0	0
2021	SF	3	3	21	13	8	0.0	0.0	0	0	–	0	1	1	0	0
2022	SF	3	3	23	16	7	0.0	0.0	1	16	16	0	1	0	0	0
2023	SF	3	3	33	24	9	0.0	0.0	0	0	–	0	1	0	0	0
TOTALS		12	12	97	64	33	0.0	0.0	2	19	16	0	5	1	0	0

Additional Statistics:

Special Teams Tackles – 1: 2018 (1)

Milestones:

NFL Debut: at Min. (9/9/18); **First Start:** at Min. (9/9/18); **First FF:** Regular Season – at Min. (9/9/18 – RB Dalvin Cook); Postseason – at GB (1/22/22 – TE Marcedes Lewis); **First FR:** Regular Season – at Arz. (10/28/18 – TE Jermaine Gresham); **First Sack:** Regular Season – vs. Sea. (11/11/19 – QB Russell Wilson); **First Multi-Sack Game:** Regular Season – vs. Sea. (11/11/19 – 2.0; QB Russell Wilson); **First INT:** Regular Season – vs. LAR (12/21/19 – QB Jared Goff); Postseason – at KC (2/2/20 – QB Patrick Mahomes); **First TD:** Regular Season – vs. LAR (12/21/19)

WARNER'S CAREER MULTI-SACK GAMES (1)

Date	Opp	Sacks	Yds	QB
11/11/19	vs. Sea.	2.0	18.0	Russell Wilson (2.0)

WARNER'S CAREER HIGHS

Total Tackles: Regular Season – 15 vs. Hou. (1/2/22); Postseason – 13 (2 times) Last at KC (2/11/24)
Solo: Regular Season – 11 at Min. (9/9/18); Postseason – 9 vs. Det. (1/28/24)
Assists: Regular Season – 9 at LV (1/1/23); Postseason – 4 (3 times) Last vs. Det. (1/28/24)
Passes Defensed: Regular Season – 3 (2 times) Last vs. LAC (11/13/22); Postseason – 1 (3 times) Last at LAR (1/30/22)
Forced Fumbles: Regular Season – 1 (10 times) Last at Arz. (12/17/23); Postseason – 1 at GB (1/22/22)

Fumble Recoveries: Regular Season – 1 (6 times) Last vs. Atl. (12/19/21)
Sacks: Regular Season – 2.0 vs. Sea. (11/11/19)
Interceptions: Regular Season – 1 (8 times) Last vs. Sea. (12/10/23); Postseason – 1 (2 times) last vs. Dal. (1/22/23)
Interception Yards: Regular Season – 46t vs. LAR (12/21/19); Postseason – 16 vs. Dal. (1/22/23)
Long Interception Return: Regular Season – 46t vs. LAR (12/21/19); Postseason – 16 vs. Dal. (1/22/23)
Interception Returns for TD: Regular Season – 1 vs. LAR (12/21/19)

WARNER'S TRANSACTIONS

Originally a 3rd-round (70th overall) draft choice by SF in 2018...Placed on the Reserve/COVID-19 List on 8/31/20...Activated from the Reserve/COVID-19 List on 9/9/20... Signed a five-year extension through 2026 with SF on 7/21/21.

2023

- Started all 17 games where he posted 132 tackles, 11 PDs, 2.5 sacks, 4 INTs and 4 FFs. Also started all 3 postseason games and added 33 tackles and 1 PD.
- Notched 11 tackles and 1.0 sack of Rams QB Matthew Stafford at LAR (9/17), giving him his 1st sack of the season and 7.5 in his career.
- Notched 8 tackles, 1.0 sack, 1 FF and 1 INT of Cowboys QB Dak Prescott vs. Dal. (10/8).
- Became the first 49ers player to register 1.0-or-more sacks, 1-or-more FFs and 1-or-more INTs in a single game since LB NaVorro Bowman did so in 2013 [1.0 sack, 1 FF, 1 INT at Arz. (12/29/13)].
- Tallied 7 tackles and 1 INT of Cleveland Browns QB P.J. Walker (10/15).
- With 1 INT the previous week vs. Dal. (10/8/23), became the first 49ers LB to record an INT in back-to-back games since LB Ray-Ray Armstrong in 2017 [1 INT Week 4 at Arz. (10/1/17) & 1 INT Week 5 at Ind. (10/8/17)].
- Registered 10 tackles and 1 FF vs. Cin. (10/29).
- Warner's 10 tackles on the day gave him 704 in his career, which passed former LB Ken Norton and former LB Derek Smith for the 2nd-most tackles in franchise history.
- Tallied 7 tackles, 1 PD and 1 INT of Jaguars QB Trevor Lawrence at Jax. (11/12).
- Notched 12 tackles, 2 PDs and split a sack of Buccaneers QB Baker Mayfield with Bosa vs. TB (11/19).
- Warner also registered 1 FF on his 0.5 sack vs. TB (11/19). The FF marked his 3rd of the season and the 10th of his career. His 10 career FFs are tied for the 3rd-most by a 49ers player since at least 2000, according to the Elias Sports Bureau.
- Registered 9 tackles, 1 FF and a 0.5 sack of Cardinals QB Kyler Murray at Arz. (12/17).
- Registered 8 tackles and 1 INT of Seahawks QB Drew Lock vs. Sea. (12/10), marking his 4th INT of the season and the 8th of his career.
- Warner's 4 INTs this season are tied for the most by a non-DB in franchise history.
- Warner's 6-consecutive seasons with 100-or-more tackles surpass former LB Derek Smith for the most by a 49ers player in franchise history.
- Warner also became the 5th active NFL player to post 100-or-more tackles in 6-consecutive seasons (LB Demario Davis, NO - 6 seasons; LB Erik Kendricks, LAC - 7 seasons; LB Roquan Smith, Bal. - 6 seasons; LB Bobby Wagner, Sea. - 12 seasons).

MOST CAREER TACKLES, FRANCHISE HISTORY

Player	Tackles
1. LB Patrick Willis	950
2. LB Fred Warner	704
3. LB Derek Smith	703
4. LB Ken Norton	681
5. LB NaVorro Bowman	675

MOST FORCED FUMBLES, FRANCHISE HISTORY

Player	FFs
1. LB Patrick Willis	16
2. LB Ahmad Brooks	11
3t. LB Fred Warner	10
DL John Engelberger	10
DL Justin Smith	10

MOST INTS IN A SEASON BY A NON-DB, FRANCHISE HISTORY

Player	INTs
1t. LB Fred Warner	4
LB Jim Fahnhorst	4
LB Keena Turner	4
LB Frank Nunley	4
5t. Seven Players	3

- Registered 7 tackles vs. GB (1/20/24), giving him 71 tackles in his playoff career.
- Warner's 71 tackles in the playoffs are tied for the 3rd-most in franchise history.

MOST TACKLES IN THE PLAYOFFS, FRANCHISE HISTORY

Player	Tackles
1. LB NaVorro Bowman	78
2. LB Ken Norton	73
3t. LB Fred Warner	71
LB Patrick Willis	71
5. LB Dre Greenlaw	62

- Registered a team-high and playoff career-high 13 tackles vs. Det. (1/28/24), giving him 84 tackles in his playoff career.
- Warner's 84 tackles in the playoffs are the most in franchise history.

MOST TACKLES IN THE PLAYOFFS, FRANCHISE HISTORY

Player	Tackles
1. LB Fred Warner	84
2. LB NaVorro Bowman	78
3. LB Ken Norton	73
4. LB Patrick Willis	71
5. LB Dre Greenlaw	69

2022

- Started all 17 games where he posted a team-high 130 tackles, 10 PDs, 2.0 sacks, 1 FF and 1 INT. Also started all 3 postseason games and added 23 tackles and a 16-yd. INT.
- Recorded 9 tackles, 1 PD and 0.5 sack at Car. (10/9).
- Registered 12 tackles, 1 PD and 0.5 sack at LAR (10/30).
- Brought down Cardinals QB Colt McCoy for a 9-yd. sack at Arz. (11/21), giving him 2.0 on the season and 6.5 in his career.
- Forced a Saints RB Alvin Kamara fumble vs. NO (11/27), marking the 7th FF of his career and first since 1/2/22 vs. Hou. Finished with 7 tackles, 2 PDs and 1 FF.
- Registered 3 tackles, 2 PDs and 1 INT of Dolphins QB Skylar Thompson vs. Mia (12/4). The INT marked his 1st of the season, 4th of his career and his first since 10/25/20 at NE.
- Registered a team-high 13 tackles vs. Was. (12/24), giving him 111 in 2022 and marking his 5th-consecutive season (2018-22) registering 100-or-more tackles to start his career. Also became the 5th NFL player since 2010 to register 100-or-more tackles in each of his first 5 seasons [LB Roquan Smith - Chi./Bal. (2018-22), LB Telvin Smith - Jax. (2014-18), LB Bobby Wagner - Sea. (2012-16) & LB Luke Kuechly - Car. (2012-16)].
- With a team-high 12 tackles at LV (1/1/23), registered 122 tackles in 2022. It marked the 5th-consecutive season (2018-22) that he has registered 115-or-more tackles in a single season to start his career. Warner is 1 of 2 players (LB Bobby Wagner, Sea./LAR) to have registered 115-or-more tackles in each of the past 5 seasons
- Registered a team-high 9 tackles and 1 INT of Cowboys QB Dak Prescott, which he returned for 16 yds., vs. Dal (1/22/23 - NFC-D). The INT marked the 2nd of his postseason career and first since at KC (2/2/20 - SB LIV).

2021

- Started 16 games and tallied a team-high 137 tackles, 4 PDs, 3 FRs, 1 FF and 0.5 sack. Started all 3 postseason games and posted 21 tackles, 1 FF and 1 PD.
- Registered 9 tackles and 1 FR vs. Ind. (10/24), recovering the fumble by Colts RB Jonathan Taylor.
- Registered 7 tackles and 1 FR at Jax. (11/21).

2021 (CONTINUED)

- Registered a team-high 9 tackles and 1 FR vs. Atl. (12/19), giving him a single season career-high 3 FRs on the season and 6 FRs in his career.
- Registered a career-high 15 tackles and 1 FF vs. Hou. (1/2/22). Now has 6 FF in his career and marked his first FF since 12/26/20 at Arz.
- Combined with DL Arden Key to bring down Rams QB Matthew Stafford at LAR (1/9/22), picking up his first 0.5 sack of the season.
- Notched 6 tackles and 1 FF at GB (1/22/22 - NFC-D), marking the first FF of his postseason career.

2020

- Started all 16 games and registered 125 tackles, 1.0 sack, 2 INTs, 6 PDs, 1 FF and 2 FRs.
- Picked off Giants QB Daniel Jones late in the 1st half at NYG (9/27).
- Led the team with 7 tackles and 1 INT at NE (10/25), picking off Patriots QB Cam Newton. It marked his 2nd INT of the season and 3rd of his career.
- Recovered a Bills QB Josh Allen fumble vs. Buf. (12/7), marking the 2nd FR of his career and 1st since 10/28/18 at Arz.
- Forced and recovered a Cardinals TE Dan Arnold fumble at Arz. (12/26), his 1st FF and 2nd FR of the season. Finished the game with 14 tackles, tying his career-high [14 tackles at LAR (12/30/18)], a career-high 3 PDs, 1 FF and 1 FR.
- Brought down Seahawks QB Russell Wilson vs. Sea. (1/3/21), his 1st sack of the season.

2019

- Started all 16 games and registered 118 tackles and single-season career-highs in sacks (3.0), INTs (1), PDs (9) and FFs (3) this season. Also started all 3 postseason games and notched 20 tackles, 1 INT and 2 PDs.
- Forced a fumble by Buccaneers TE O.J. Howard which was recovered by DL Ronald Blair III (9/8), marking his 2nd-career FF. Also led the team with 9 tackles.
- Registered 10 tackles, a career-high 2.0 sacks, 1 FF and 1 PD vs. Sea. (11/11). The 2.0 sacks also marked the first two sacks of his career. Became the first player in the NFL to register at least 10 tackles, 2.0 sacks and 1 FF in a game since Chi. DL Akiem Hicks tallied 10 tackles, 2.0 sacks and 1 FF vs. SF (12/4/16). Became the first 49ers LB to register 2.0-or-more sacks in a game since LBs Ahmad Brooks and Aaron Lynch each had 2.0 sacks vs. Sea. (10/22/15).
- Sacked and striped the ball from Packers QB Aaron Rodgers vs. GB (11/24), marking his 3rd career sack and 4th FF of his career. He also led the team with 11 tackles.
- Intercepted Rams QB Jared Goff and returned the pass 46 yds. for a TD vs. LAR (12/21). It marked his 1st career INT and TD.
- Helped the 49ers defense hold the Vikings to 147 total net yds. (21 rushing and 126 passing) vs. Min. (1/11/20 - NFC-D). The 147 total net yds. allowed are the fewest allowed in a postseason game in franchise history. It also marked the fewest total net yds. allowed in an NFL postseason game since 1/3/15 [Carolina held Arz. to 78 total net yds. (27 rushing and 51 passing)]. The 21 rushing yds. allowed by the 49ers defense is the fewest allowed in a postseason game in franchise history.
- Registered 7 tackles and 1 INT at KC (2/2/20 - SB), marking his first career postseason INT.

2018

- Started all 16 games and registered 123 tackles, 6 PDs, 1 FF and 1 FR. His 122 tackles ranked 3rd in the NFL among rookies.
- Registered 12 tackles, 1 FF and 1 PD in his NFL debut at Min. (9/9). Became the first 49ers defender to register 10-or-more tackles, 1-or-more FF and 1-or-more PD in a single game since 2013 [NaVorro Bowman at Arz. (12/29/13)].

2018 (CONTINUED)

- With 10 tackles at LAC (9/30), he became the first rookie since 2000 to begin his career with four consecutive games of at least 10 tackles.
- Recovered a fumble by Cardinals TE Jermaine Gresham at Arz. (10/28), marking his 1st career FR.
- Registered a career-high 14 tackles at LAR (12/30). His 14 tackles were the 4th-most in a single game by a rookie in 2018.

COLLEGE

Played in 49 games (42 starts) in four years at BYU and registered 264 tackles, 32.0 TFLs, 6.5 sacks, 7 INTs (returning 2 for TDs), 5 FRs, 3 FFs and 13 PDs. His 7 career INTs rank 2nd in school history among LBs. In 2017, was named a team captain and started all 13 games, notching 87 tackles, 9.0 TFLs, 1.0 sack, 1 INT, 1 FF, 1 FR and 5 PDs. As a junior, started all 13 games and notched 86 tackles, 10.5 TFLs, 1.5 sacks, 3 INTs (returning 1 for a TD), 2 FFs and 6 PDs. In 2015, played in all 13 games (12 starts) and tallied 67 tackles, 11.5 TFLs, 4.0 sacks, 2 INTs, 4 FRs and 1 PD. As a freshman, played in 10 games (4 starts) and registered 24 tackles, 1.0 TFL, 1 INT which was returned for a TD and 1 PD.

PERSONAL

- Attended Mission Hills (San Marcos, CA) HS, where he was named Avocado East League Defensive Player of the Year and the All-San Diego Section Defensive Player of the Year. Also earned First-Team All-California honors from *USA Today*.
- His younger brother, Troy, was a DB at BYU for the Tampa Bay Buccaneers.
- Married to the former Sydney Hightower and has one son, Beau.
- Born Federico Anthony Warner (11/19/96) in San Marcos, CA.
- Graduated with a bachelor's degree in exercise and wellness from BYU.

INJURY REPORT

2021: Inactive at Sea. (12/5) with a hamstring injury.

WARNER'S GAME-BY-GAME

2018													
Date	Opp	W/L	P/S	Tot	Sol	Ast	Sk	Yds	Int	Yds	PD	FF	FR Yds
Sep 9	at Min	L	1/1	12	11	1	0.0	0.0	0	0	1	1	0 0
Sep 16	Det	W	1/1	10	8	2	0.0	0.0	0	0	0	0	0 0
Sep 23	at KC	L	1/1	11	9	2	0.0	0.0	0	0	1	0	0 0
Sep 30	at LAC	L	1/1	10	4	6	0.0	0.0	0	0	0	0	0 0
Oct 7	Arz	L	1/1	3	3	0	0.0	0.0	0	0	0	0	0 0
Oct 15	at GB	L	1/1	4	3	1	0.0	0.0	0	0	0	0	0 0
Oct 21	LAR	L	1/1	8	4	4	0.0	0.0	0	0	0	0	0 0
Oct 28	at Arz	L	1/1	7	6	1	0.0	0.0	0	0	0	0	1 0
Nov 1	Oak	W	1/1	7	7	0	0.0	0.0	0	0	1	0	0 0
Nov 12	NYG	L	1/1	4	2	2	0.0	0.0	0	0	2	0	0 0
Nov 25	at TB	L	1/1	7	6	1	0.0	0.0	0	0	1	0	0 0
Dec 2	at Sea	L	1/1	8	2	6	0.0	0.0	0	0	0	0	0 0
Dec 9	Den	W	1/1	4	3	1	0.0	0.0	0	0	0	0	0 0
Dec 16	Sea	W	1/1	9	4	5	0.0	0.0	0	0	0	0	0 0
Dec 23	Chi	L	1/1	5	3	2	0.0	0.0	0	0	0	0	0 0
Dec 30	at LAR	L	1/1	14	9	5	0.0	0.0	0	0	0	0	0 0
TOTALS			16/16	123	84	39	0.0	0.0	0	0	6	1	1 0

2020													
Date	Opp	W/L	P/S	Tot	Sol	Ast	Sk	Yds	Int	Yds	PD	FF	FR Yds
Sep 13	Arz	L	1/1	9	5	4	0.0	0.0	0	0	1	0	0 0
Sep 20	at NYJ	W	1/1	12	9	3	0.0	0.0	0	0	0	0	0 0
Sep 27	at NYG	W	1/1	7	3	4	0.0	0.0	1	0	1	0	0 0
Oct 4	Phi	L	1/1	5	3	2	0.0	0.0	0	0	0	0	0 0
Oct 11	Mia	L	1/1	10	7	3	0.0	0.0	0	0	0	0	0 0
Oct 18	LAR	W	1/1	7	6	1	0.0	0.0	0	0	0	0	0 0
Oct 25	at NE	W	1/1	7	3	4	0.0	0.0	1	3	1	0	0 0
Nov 1	at Sea	L	1/1	4	3	1	0.0	0.0	0	0	0	0	0 0
Nov 5	GB	L	1/1	13	8	5	0.0	0.0	0	0	0	0	0 0
Nov 15	at NO	L	1/1	5	1	4	0.0	0.0	0	0	0	0	0 0
Nov 29	at LAR	W	1/1	6	4	2	0.0	0.0	0	0	0	0	0 0
Dec 7	Buf	L	1/1	6	3	3	0.0	0.0	0	0	0	0	1 0
Dec 13	Was	L	1/1	5	4	1	0.0	0.0	0	0	0	0	0 0
Dec 20	at Dal	L	1/1	5	4	1	0.0	0.0	0	0	0	0	0 0
Dec 26	at Arz	W	1/1	14	8	6	0.0	0.0	0	0	3	1	1 0
Jan 3	Sea	L	1/1	10	8	2	1.0	11.0	0	0	0	0	0 0
TOTALS			16/16	125	79	46	1.0	11.0	2	3	6	1	2 0

2019													
Date	Opp	W/L	P/S	Tot	Sol	Ast	Sk	Yds	Int	Yds	PD	FF	FR Yds
Sep 8	at TB	W	1/1	9	7	2	0.0	0.0	0	0	1	1	0 0
Sep 15	at Cin	W	1/1	7	4	3	0.0	0.0	0	0	0	0	0 0
Sep 22	Pit	W	1/1	3	3	0	0.0	0.0	0	0	0	0	0 0
Oct 7	Cle	W	1/1	6	5	1	0.0	0.0	0	0	1	0	0 0
Oct 13	at LAR	W	1/1	6	5	1	0.0	0.0	0	0	0	0	0 0
Oct 20	at Was	W	1/1	2	1	1	0.0	0.0	0	0	0	0	0 0
Oct 27	Car	W	1/1	6	5	1	0.0	0.0	0	0	0	0	0 0
Oct 31	at Arz	W	1/1	9	4	5	0.0	0.0	0	0	1	0	0 0
Nov 11	Sea	L	1/1	10	9	1	2.0	18.0	0	0	1	1	0 0
Nov 17	Arz	W	1/1	12	9	3	0.0	0.0	0	0	0	0	0 0
Nov 24	GB	W	1/1	11	11	0	1.0	13.0	0	0	0	1	0 0
Dec 1	at Bal	L	1/1	11	8	3	0.0	0.0	0	0	2	0	0 0
Dec 8	at NO	W	1/1	3	2	1	0.0	0.0	0	0	1	0	0 0
Dec 15	Atl	L	1/1	9	6	3	0.0	0.0	0	0	1	0	0 0
Dec 21	LAR	W	1/1	11	8	3	0.0	0.0	1	46t	1	0	0 0
Dec 29	at Sea	W	1/1	3	2	1	0.0	0.0	0	0	0	0	0 0
TOTALS			16/16	118	89	29	3.0	31.0	1	46t	9	3	0 0

2021													
Date	Opp	W/L	P/S	Tot	Sol	Ast	Sk	Yds	Int	Yds	PD	FF	FR Yds
Sep 12	at Det	W	1/1	11	7	4	0.0	0.0	0	0	0	0	0 0
Sep 19	at Phi	W	1/1	7	5	2	0.0	0.0	0	0	1	0	0 0
Sep 26	GB	L	1/1	8	5	4	0.0	0.0	0	0	0	0	0 0
Oct 3	Sea	L	1/1	9	5	4	0.0	0.0	0	0	0	0	0 0
Oct 10	at Arz	L	1/1	9	7	2	0.0	0.0	0	0	0	0	0 0
Oct 24	Ind	L	1/1	8	6	2	0.0	0.0	0	0	0	0	1 0
Oct 31	at Chi	W	1/1	8	5	3	0.0	0.0	0	0	1	0	0 0
Nov 7	Arz	L	1/1	13	5	8	0.0	0.0	0	0	0	0	0 0
Nov 15	LAR	W	1/1	8	5	3	0.0	0.0	0	0	1	0	0 0
Nov 21	at Jax	W	1/1	7	4	3	0.0	0.0	0	0	0	0	1 0
Nov 28	Min	W	1/1	3	1	2	0.0	0.0	0	0	0	0	0 0
Dec 5	at Sea	L	—	—	—	—	—	—	—	—	—	—	—
Dec 12	at Cin	W	1/1	7	1	6	0.0	0.0	0	0	0	0	0 0
Dec 19	Atl	W	1/1	9	6	3	0.0	0.0	0	0	1	0	1 0
Dec 23	at Ten	L	1/1	6	5	1	0.0	0.0	0	0	0	0	0 0
Jan 2	Hou	W	1/1	15	7	8	0.0	0.0	0	0	0	1	0 0
Jan 9	at LAR	W	1/1	8	5	3	0.5	5.0	0	0	0	0	0 0
TOTALS			16/16	137	79	58	0.5	5.0	0	0	4	1	3 0

2019 Postseason													
Date	Opp	W/L	P/S	Tot	Sol	Ast	Sk	Yds	Int	Yds	PD	FF	FR Yds
Jan 11	Min	W	1/1	7	4	3	0.0	0.0	0	0	0	0	0 0
Jan 19	GB	W	1/1	6	2	4	0.0	0.0	0	0	1	0	0 0
Feb 2	at KC	L	1/1	7	5	2	0.0	0.0	1	3	1	0	0 0
TOTALS			3/3	20	11	9	0.0	0.0	1	3	2	0	0 0

2021 Postseason													
Date	Opp	W/L	P/S	Tot	Sol	Ast	Sk	Yds	Int	Yds	PD	FF	FR Yds
Jan 16	at Dal	W	1/1	5	2	3	0.0	0.0	0	0	0	0	0 0
Jan 22	at GB	W	1/1	6	4	2	0.0	0.0	0	0	0	1	0 0
Jan 30	at LAR	L	1/1	10	7	3	0.0	0.0	0	0	1	0	0 0
TOTALS			3/3	21	13	8	0.0	0.0	0	0	1	1	0 0

WARNER'S GAME-BY-GAME

2022													2023																		
Date	Opp	W/L	P/S	Tot	Sol	Ast	Sk	Yds	Int	Yds	PD	FF	FR	Yds	Date	Opp	W/L	P/S	Tot	Sol	Ast	Sk	Yds	Int	Yds	PD	FF	FR	Yds		
Sep 11	at Chi	L	1/1	6	4	2	0.0	0.0	0	0	0	0	0	0	Sep 10	at Pit	W	1/1	8	5	3	0.0	0.0	0	0	1	0	0	0		
Sep 18	Sea	W	1/1	3	1	2	0.0	0.0	0	0	0	0	0	0	Sep 17	at LAR	W	1/1	11	9	2	1.0	10.0	0	0	1	0	0	0		
Sep 25	at Den	L	1/1	7	4	3	0.0	0.0	0	0	1	0	0	0	Sep 21	NYG	W	1/1	4	2	2	0.0	0.0	0	0	0	0	0	0		
Oct 3	LAR	W	1/1	9	6	3	0.0	0.0	0	0	0	0	0	0	Oct 1	Arz	W	1/1	10	8	2	0.0	0.0	0	0	0	0	0	0		
Oct 9	at Car	W	1/1	9	5	4	0.5	1.0	0	0	1	0	0	0	Oct 8	Dal	W	1/1	8	5	3	1.0	6.0	1	12	1	1	0	0		
Oct 16	at Atl	L	1/1	10	8	2	0.0	0.0	0	0	0	0	0	0	Oct 15	at Cle	L	1/1	7	3	4	0.0	0.0	1	32	1	0	0	0		
Oct 23	KC	L	1/1	6	4	2	0.0	0.0	0	0	0	0	0	0	Oct 23	at Min	L	1/1	13	7	6	0.0	0.0	0	0	1	0	0	0		
Oct 30	at LAR	W	1/1	12	4	8	0.5	4.5	0	0	1	0	0	0	Oct 29	Cin	L	1/1	10	4	6	0.0	0.0	0	0	0	1	0	0		
Nov 13	LAC	W	1/1	7	4	3	0.0	0.0	0	0	3	0	0	0	Nov 12	at Jax	W	1/1	7	4	3	0.0	0.0	1	22	1	0	0	0		
Nov 21	at Arz	W	1/1	6	5	1	1.0	9.0	0	0	0	0	0	0	Nov 19	TB	W	1/1	11	10	1	0.0	0.0	0	0	2	1	0	0		
Nov 27	NO	W	1/1	6	5	1	0.0	0.0	0	0	2	1	0	0	Nov 23	at Sea	W	1/1	6	3	3	0.0	0.0	0	0	0	0	0	0		
Dec 4	Mia	W	1/1	2	1	1	0.0	0.0	1	20	2	0	0	0	Dec 3	at Phi	W	1/1	4	3	1	0.0	0.0	0	0	0	0	0	0		
Dec 11	TB	W	1/1	7	4	3	0.0	0.0	0	0	0	0	0	0	Dec 10	Sea	W	1/1	8	4	4	0.0	0.0	1	-3	1	0	0	0		
Dec 15	at Sea	W	1/1	8	6	2	0.0	0.0	0	0	0	0	0	0	Dec 17	at Arz	W	1/1	9	8	1	0.5	0.5	0	0	0	1	0	0		
Dec 24	Was	W	1/1	12	8	4	0.0	0.0	0	0	0	0	0	0	Dec 25	Bal	L	1/1	10	5	5	0.0	0.0	0	0	2	0	0	0		
Jan 1	at LV	W	1/1	12	4	8	0.0	0.0	0	0	0	0	0	0	Dec 31	at Was	W	1/1	6	2	4	0.0	0.0	0	0	0	0	0	0		
Jan 8	Arz	W	1/1	8	6	2	0.0	0.0	0	0	0	0	0	0	Jan 7	LAR	L	1/1	0	0	0	0.0	0.0	0	0	0	0	0			
TOTALS				17/17	130	79	51	2.0	14.5	1	20	10	1	0	0	TOTALS				17/17	132	82	50	2.5	16.5	4	63	11	4	0	0

2022 Postseason													2023 Postseason																		
Date	Opp	W/L	P/S	Tot	Sol	Ast	Sk	Yds	Int	Yds	PD	FF	FR	Yds	Date	Opp	W/L	P/S	Tot	Sol	Ast	Sk	Yds	Int	Yds	PD	FF	FR	Yds		
Jan 14	Sea	W	1/1	6	5	1	0.0	0.0	0	0	0	0	0	0	Jan 20	GB	W	1/1	7	6	1	0.0	0.0	0	0	0	0	0	0		
Jan 22	Dal	W	1/1	9	7	2	0.0	0.0	1	16	1	0	0	0	Jan 28	Det	W	1/1	13	9	4	0.0	0.0	0	0	1	0	0	0		
Jan 29	at Phi	L	1/1	8	4	4	0.0	0.0	0	0	0	0	0	0	Feb 11	at KC	L	1/1	13	9	4	0.0	0.0	0	0	0	0	0	0		
TOTALS				3/3	23	16	7	0.0	0.0	1	16	1	0	0	0	TOTALS				3/3	33	24	9	0.0	0.0	0	0	1	0	0	0



TRENT WILLIAMS

71

T * 6-5 * 320 * OKLAHOMA

7.19.88 * LONGVIEW, TX * 15TH YEAR * ACQUIRED TR IN '20 - WAS.

AWARDS & HONORS

- 2012:** NFC Pro Bowl
- 2013:** NFC Pro Bowl
- 2014:** NFC Pro Bowl
- 2015:** AP Second-Team All-Pro, PFWA All-NFC Team, NFC Pro Bowl
- 2016:** PFWA All-NFC Team, *Sporting News* First-Team All-Pro, NFC Pro Bowl
- 2017:** *Sporting News* First-Team All-Pro, NFC Pro Bowl
- 2018:** NFC Pro Bowl
- 2020:** NFC Pro Bowl, Garry Niver Award
- 2021:** NFL Way to Play (Week 3 & Week 5), NFC Pro Bowl, AP First-Team All-Pro, PFWA All-NFL Team, PFWA All-NFC Team, Garry Niver Award, *Sporting News* All-Pro
- 2022:** NFC Pro Bowl Games, NFLPA First-Team All-Pro, AP First-Team All-Pro, PFWA All-NFL Team, PFWA All-NFC Team
- 2023:** NFC Pro Bowl, AP First-Team All-Pro, PFWA All-NFC Team

GOLDMINE

- When Williams was young, he and his family lost his paternal grandfather, John L. Hawkins, due to Type 2 diabetes. It affected Williams deeply, saying, "Not being able to build that relationship with my grandfather, sometimes I still think about it." To honor his memory and expand the awareness and prevention of diabetes, Williams began to serve as an ambassador for the American Diabetes Association in 2014, and has done so ever since in order to help others focus on the importance of wellness in life. "As we all know, it affects a lot of Americans, not just around the world, but in America we have almost 30 million people living with the disease," Williams said. "It's almost catastrophic, and it can be without the right awareness. Obviously, I lost my grandfather at a young age to this disease, so I have a special interest in working with the ADA every year. To me, I feel like it's something that I have to do," Williams said. "I owe it to my family and to myself to do."

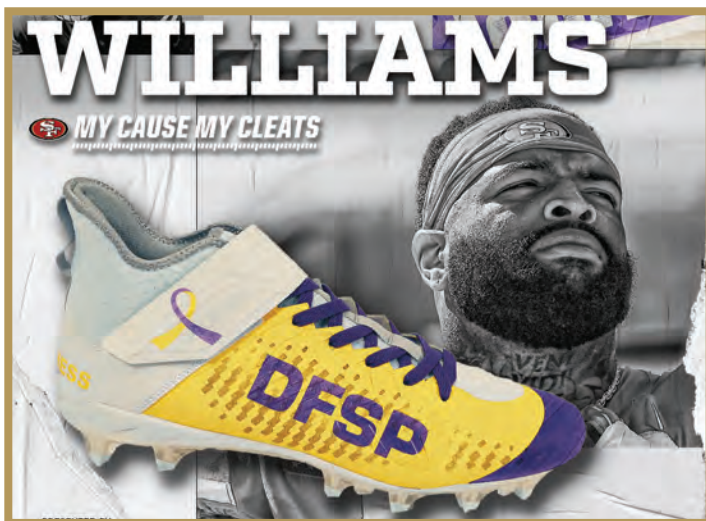


WILLIAMS' GOLDEN NUGGETS

- Was the 49ers 2020 and 2021 Garry Niver Award winner, presented annually by the San Francisco Chapter of the Pro Football Writers of America to a 49ers player for his cooperation and professionalism in helping the writers do their jobs.
- Honored in his hometown of Longview, Texas, with "Trent Williams Day" on May 12, 2010 to celebrate his selection in the NFL Draft.
- In 2016, Williams partnered with Nike in order donate over 1,000 shoes to give to each elementary school campus in his hometown of Longview, Texas, for kids who are in need.

GOLDMINE (CONTINUED)

- In July of 2022, EA Sports named Williams the first OL to be rated 99 overall in the Madden franchise since NFL Hall of Fame T Walter Jones in 2007.
- During Week 13 of the 2020 season, 49ers players wore custom cleats as a part of the NFL's annual My Cause, My Cleats campaign. Williams and his teammates highlighted their respective causes, with Williams representing the DFSP Foundation.



GOLDMINE (CONTINUED)

- In May of 2017, Williams returned to his roots as he walked through the Lobo Stadium tunnel at his alma mater of Longview High School. Williams returned to Texas to partake in a ceremony held by the school for the 2006 Longview graduate in conjunction with the football team’s Green-White Game in order to retire his No. 71 jersey. He became the second former player to have his jersey number retired in the school’s history. “It’s a surreal feeling,” Williams said. “Never in my wildest dreams did I ever imagine getting my jersey retired, especially at a high school like this that’s rich in tradition in football. To know that I’ve done enough in my career, and I feel like I’ve got a lot left to do, to have my jersey retired, it’s a blessing.”



GOLDMINE (CONTINUED)

- Throughout his career, Williams has made it a priority to assist and help those who shaped him in his younger years. In 2015, Williams donated \$25,000 to his high school alma mater to help fund EKG screening for every member of the football program. He has also donated a new locker room, new shoes for elementary students and Christmas gifts for those in need in his hometown of Longview, Texas. “This is home,” his mother, Veronica, said. “Trent loves giving back to the community here. When it’s involving children, that’s his first love.” Williams’ former high school coach, John King, added, “The money he’s given our football program, our athletic program, our high school, the at-risk kids throughout the district and in this community, he’s never forgotten home. He’s done a lot of things that haven’t gotten recognition. Just a tremendous person.”
- In June of 2018, Williams hosted the 5th Life and Skills Camp, also known as Silverback football camp, at Lobo Stadium in his hometown of Longview, Texas. Williams hosted more than 100 athletes during the afternoon with assistance from Los Angeles Rams LB Travin Howard, who also attended Longview High School, as well as other volunteer coaches. Williams enjoys being able to give back to his community, and said, “This is where I grew up, the place that birthed me. Anytime I get a chance to come back and connect with the community, I love it.”



WILLIAMS’ CAREER STATISTICS

GAMES/STARTS – 178/177: 2010 (14/13); 2011 (10/10); 2012 (16/16); 2013 (16/16); 2014 (15/15); 2015 (14/14); 2016 (12/12); 2017 (10/10); 2018 (13/13); 2019 (IR); 2020 (14/14); 2021 (15/15); 2022 (14/14); 2023 (15/15)

POSTSEASON GAMES/STARTS – 11/11: 2012 (1/1); 2015 (1/1); 2021 (3/3); 2022 (3/3); 2023 (3/3)

Additional Statistics:

Fumble Recoveries – 2: 2017 (1); 2018 (1)

Tackles – 12: 2010 (1); 2011 (2); 2013 (4); 2014 (1); 2017 (2); 2020 (1); 2021 (1)

Milestones:

NFL Debut: vs. Dal. (9/12/10); **First Start:** vs. Dal. (9/12/10); **100th Career Start:** at KC (10/2/17)

WILLIAMS’ TRANSACTIONS

Originally a 1st-round (4th overall) draft choice by Was. in 2010...Placed on the Reserve/Suspended List on 12/6/11...Signed a five-year extension through 2020 with Was. on 8/30/15...Placed on the Reserve/Suspended List on 11/1/16... Activated from the Reserve/Suspended List on 12/6/16...Placed on the Injured Reserve List on 12/23/17...Placed on the Reserve/Did Not Report List on 7/27/19...Placed on the Exempt List on 10/30/19...Placed on the Reserve/NFI List on 11/7/19...Traded to SF on 4/25/20...Placed on the Reserve/COVID-19 List on 11/4/20...Activated from the Reserve/COVID-19 List on 11/6/20...Placed on the Reserve/COVID-19 List on 11/20/20...Activated from the Reserve/COVID-19 List on 11/28/20...Placed on the Injured Reserve List on 1/1/21...Re-signed with SF on a six-year deal on 3/23/21.

2023 (SAN FRANCISCO)

- Started all 15 games in which he appeared on the offensive line and all 3 postseason games.
- Helped allow zero sacks on 28 pass attempts by QB Brock Purdy and QB Sam Darnold at Arz. (12/17).

2022 (SAN FRANCISCO)

- Started all 14 regular games he appeared in and all 3 postseason games.
- Helped allow zero sacks on 27 pass attempts by QB Jimmy Garoppolo vs. LAR (10/3).
- Helped allow zero sacks on 41 pass attempts by QB Jimmy Garoppolo at Atl. (10/16).
- Helped allow zero sacks on 29 pass attempts by QB Jimmy Garoppolo at Arz. (11/21).
- Helped allow zero sacks and block for 209 rushing yds. vs. TB (12/11).
- Helped allow zero sacks and block for 170 rushing yds. at LV (1/1/23). It marked the 5th game this season that the 49ers offensive line has not allowed a sack, matching the most registered by the 49ers in a single season since 1980 (2000 - 5 games without a sack).

2021 (SAN FRANCISCO)

- Started all 15 games in which he appeared at LT. Also started all 3 postseason games at LT.
- Helped allow zero sacks and block for 117 rushing yds. at Phi. (9/19).
- Helped allow zero sacks and block for 145 rushing yds. at Chi. (10/31).
- Helped allow zero sacks and block for 162 rushing yds. vs. Atl. (12/19).
- Helped allow zero sacks and block for 169 rushing yds. at Dal. (1/16/22 - NFC-WC). It marked the first time since 1/5/03 vs. NYG (NFC-WC) that the SF offensive line did not allow a sack in a post-season game.
- Helped allow zero sacks at LAR (1/30/22 - NFC-C), marking the 2nd time this postseason [at Dal (1/16/22)] and first time a team has allowed zero sacks in 2-or-more postseason games in the same postseason since the 2018 New England Patriots accomplished the feat [vs. LAC (1/13/19) and at KC (1/20/19)].

2020 (SAN FRANCISCO)

- Started all 14 games in which he appeared on the offensive line.
- Helped the team rush for 122 yds. on 37 carries and did not allow a sack on 33 pass atts. by QB Jimmy Garoppolo vs. LAR (10/18).
- Part of an offensive line that did not allow a sack as QB Nick Mullens threw for 316 yds. on 39 pass attempts vs. Buf. (12/7).

2019 (WASHINGTON)

- After being placed on the Reserve/Did Not Report List on 7/27, was placed on the Exempt List on 10/30 and later placed on the Reserve/NFI List on 11/7.

2018 (WASHINGTON)

- Started all 13 games he appeared at LT and helped RB Adrian Peterson rush for over 1,000 yds.
- Recovered a fumble on offense vs. Car. (10/14).

2017 (WASHINGTON)

- Started all 10 games in which he appeared at LT.
- Helped Washington's offense rush for 229 yds. on 39 carries (5.9 avg.) at LAR (9/17).
- Made his 100th career start as part of an offensive line that did not allow a sack on 24 atts. by QB Kirk Cousins at KC (10/2).
- Part of an offensive line that helped QB Kirk Cousins throw for 327 yds. vs. Min. (11/12).
- Helped Washington's offense produce 456 net yds. (156 rushing, 300 passing).

2016 (WASHINGTON)

- Started all 12 games in which he appeared at LT and was part of an offensive line that led Washington to team records in net yds. (6,545) and passing yds. (4,758) while allowing only 23 sacks, the 4th-fewest in the NFL.
- Part of an offensive line that did not allow a sack on 43 atts. by QB Kirk Cousins vs. Pit. (9/12).
- Helped Washington's offense gain 432 net yds. (82 rushing, 350 passing) vs. Dal. (9/18).
- Part of an offensive line that helped Washington rush for 230 yds. vs. Phi. (10/16), the most by the team since the 2012 season [274 rushing yds. vs. Dal. (12/30/12)].
- Helped Washington gain 546 net yds. at Cin. (10/30), the most by the team since 1991 [559 net yds. vs. Atl. (11/10/91)].
- Part of an offensive line group that helped Washington's offense rush for 208 yds. and 4 TDs on 35 carries and did not allow a sack on 29 atts. by QB Kirk Cousins at Chi. (12/24).

2015 (WASHINGTON)

- Started all 14 games in which he appeared at LT. Started 1 post-season game.
- Helped Washington rush for 182 yds. vs. StL (9/20).
- Part of an offensive line that helped the offense amass 510 net yds. (301 passing, 209 rushing) vs. NO (11/15).

2014 (WASHINGTON)

- Started all 15 games in which he appeared at LT. Started 1 post-season game.
- Helped Washington rush for 191 yds. and 3 TDs vs. Jax. (9/14).

2013 (WASHINGTON)

- Started all 16 games at LT for the second-consecutive season.
- Helped pave the way for 216 rushing yds. at Dal. (10/23).
- Part of an offensive line that helped the offense rush for 209 yds. and 3 TDs vs. Chi. (10/20).
- Part of an offensive line that helped Washington rush for 191 yds. on 36 atts. (5.3 avg.) at Min. (11/7).

2012 (WASHINGTON)

- Started all 16 games at LT and started 1 post-season game.
- Part of an offensive line that helped Washington rush for 183 yds. and 3 TDs vs. Min. (10/14).
- Helped Washington rush for 248 yds. on 38 atts. (6.5 avg.) at NYG (10/21).
- Helped Washington rush for 274 yds. on 42 atts. (6.5 avg.) vs. Dal. (12/30) in the season finale to clinch the NFC East.

2011 (WASHINGTON)

- Started all 10 games in which he appeared at LT before being placed on the Injured Reserve List on 12/6.
- Part of an offensive line that helped Washington rush for 172 yds. vs. Arz. (9/18).

2010 (WASHINGTON)

- Appeared in 14 games (13 starts) as a rookie.
- Made NFL debut and 1st career start vs. Dal. (9/12).
- Part of an offensive line that helped RB Ryan Torain rush for 100 yds. and 2 TDs vs. Ind. (10/17).
- Part of an offensive line that helped RB Ryan Torain rush for 172 yds. on 24 atts. (7.2 avg.) vs. TB (12/12).
-

COLLEGE

Appeared in 50 games (39 starts) at Oklahoma. Started 12 games as a senior in 2009 and was named First-Team All-American. As a junior in 2008, started all 14 games and earned First-Team All-Big 12 honors. Part of an offensive line that helped Oklahoma finish 3rd in the nation in passing (349.4 ypg), total offense (547.9 ypg) and fewest sacks allowed (0.93 sacks per game), while leading the country in scoring (51.1 ppg). As a sophomore in 2007, appeared in all 14 games (7 starts) and helped the Sooners rank 5th in the nation in scoring (42.3 ppg) and fewest sacks allowed (1.0 sacks per game), while averaging 448.9 ypg. Appeared in 11 games (6 starts) as a freshman in 2006 and was part of an offensive line that led the Big 12 and finished 11th in the nation in fewest sacks allowed per game (1.2) and allowed the Sooners to rush for 177.1 ypg.

PERSONAL

- Attended Longview (TX) HS, where he was a unanimous first-team All-District selection as a senior, earned first-team All-East Texas and second-team Texas all-state.
- Son of Freddie and Veronica Williams.
- Born Trent Williams (7/19/88) in Longview, TX.

INJURY REPORT

- 2010:** Inactive 2 games [at StL (9/26) and at Phi. (10/3)] with a toe, knee injury.
- 2011:** Inactive 2 games [at Car. (10/23) and at Buf. (10/30)] with an ankle injury.
- 2014:** Inactive at SF (12/23) with a knee, ankle injury.
- 2015:** Inactive at NYJ (10/18) with a neck injury.
- 2017:** Inactive 4 games [vs. Dal. (10/29), at Sea. (11/5), vs. NYG (11/23) and vs. Arz. (12/17)] with a knee injury and was placed on the Injured Reserve List on 12/22.
- 2018:** Inactive 3 games [vs. Atl. (11/4), at TB (11/11) and vs. Hou. (11/18)] with a thumb injury.
- 2019:** Placed on the Reserve/NFI List on 11/7 with a head injury.
- 2020:** Placed on the Injured Reserve List on 1/1/21 with an elbow injury.
- 2021:** Inactive vs. Ind. (10/24) with an ankle/elbow injury. Inactive at LAR (1/9/22) with an elbow injury.
- 2022:** Inactive 3 games [vs. LAR (10/3), at Car. (10/9) and at Atl. (10/16)] with an ankle injury.
- 2023:** Inactive 2 games [at Min. (10/23 and vs. Cin (10/29)] with an ankle injury.



BRAYDEN WILLIS

9

TE × 6-4 × 240 × OKLAHOMA

11.11.99 × ARLINGTON, TX × 2ND YEAR × ACQUIRED D-7A IN '23

GOLDMINE

• Willis' position coach at Oklahoma was Joe John Finley, a former 49ers TE who played for the team from 2008-10. "The first thing that comes to my mind when I think about Brayden is just that dog mentality. You come across a bunch of great football players in your life and one thing they all have in common is they all have that killer mentality. He took that into every part of his life, he was the hardest worker on the team, and he was a leader through his actions," Finley remarked when asked about Willis and his work ethic. "He wore out our jugs machine, I think he caught 10,000 balls the last two summers that he was here. And thats a lot of balls to catch over the summer in addition to all of those things we ask those guys to do, go to class, their workouts, and seven on seven, routes on air, all that good stuff. He actually caught 10,000 per summer which is unbelievable."

WILLIS' GOLDEN NUGGETS

- Has one sister, Grace, who plays soccer at Texas State.
- Earned the nickname "Weight Room Willy" in college for his work ethic and strength in the weight room.
- Hosts an Oklahoma football podcast with his former teammate, Jeremiah Hall, called "The Podcast on the Prairie."

WILLIS' CAREER STATISTICS

YEAR	TEAM	GP	GS	NO	RECEIVING				ATT	RUSHING			
					YDS	AVG	LG	TD		YDS	AVG	LG	TD
2023	SF	7	0	0	0	-	-	0	0	0	-	-	0
TOTALS		7	0	0	0	-	-	0	0	0	-	-	0

PLAYOFFS

YEAR	TEAM	GP	GS	NO	RECEIVING				ATT	RUSHING			
					YDS	AVG	LG	TD		YDS	AVG	LG	TD
2023	SF	3	0	0	0	-	-	0	0	0	-	-	0
TOTALS		3	0	0	0	-	-	0	0	0	-	-	0

Additional Statistics:

Tackles – 1: 2023 (1)

Special Teams Tackles – Postseason – 1: 2023 (1)

Milestones:

NFL Debut: vs. NYG (9/21/23)

WILLIS' TRANSACTIONS

Originally the first of three 7th-round (247th overall) draft choices by SF in 2023.

2023

- Appeared in 7 regular season games and 3 postseason games on offense and special teams.

COLLEGE

Appeared in 58 games (25 starts) in five years (2018-22) at Oklahoma and registered 75 receipts. for 998 yds. and 13 TDs. In 2022, started all 13 games and set career highs with 39 receipts. for 514 yds. and 7 TDs, earning Second-Team All-Big 12 honors. In 2021, appeared in 13 games (8 starts) and registered 15 receipts. for 177 yds. and 2 TDs. Appeared in 5 games (2 starts) as a junior in 2020 and recorded 9 receipts. for 110 yds. and 1 TD. Appeared in 14 games (2 starts) as a sophomore in 2019 and registered 11 receipts. for 168 yds. and 3 TDs. As a freshman in 2018, appeared in 13 games and caught 1 pass for 29 yds.

PERSONAL

- Attended James Martin (Arlington, TX) HS where he was ranked the 19th TE in the nation. Finished his high school career with 56 receipts., 909 yds. and 10 TDs. Was named Texas District 4-6A MVP as a senior.
- Graduated from Oklahoma with a degree in economics in 2022.
- Born Brayden Willis (11/11/99) in Dallas, TX .
- Son of Rhonda and Russell Reddic.

WILLIS' GAME-BY-GAME

2023

Date	Opp	W/L	P/S	Rec	Yds	Avg	Lg	TD
Sep 10	at Pit	W	–	–	INACTIVE	–	–	–
Sep 17	at LAR	W	–	–	DID NOT PLAY	–	–	–
Sep 21	NYG	W	1/0	0	0	–	–	0
Oct 1	Arz	W	1/0	0	0	–	–	0
Oct 8	Dal	W	–	–	INACTIVE	–	–	–
Oct 15	at Cle	L	–	–	INACTIVE	–	–	–
Oct 22	at Min	L	–	–	INACTIVE	–	–	–
Oct 29	Cin	L	–	–	INACTIVE	–	–	–
Nov 12	at Jax	W	–	–	INACTIVE	–	–	–
Nov 19	TB	W	–	–	INACTIVE	–	–	–
Nov 23	at Sea	W	–	–	INACTIVE	–	–	–
Dec 3	at Phi	W	–	–	INACTIVE	–	–	–
Dec 10	Sea	W	1/0	0	0	–	–	0
Dec 17	at Arz	W	1/0	0	0	–	–	0
Dec 25	Bal	L	1/0	0	0	–	–	0
Dec 31	at Was	W	1/0	0	0	–	–	0
Jan 7	LAR	L	1/0	0	0	–	–	0
TOTALS			7/0	0	0	–	–	0

2023 Postseason

Date	Opp	W/L	P/S	Rec	Yds	Avg	Lg	TD
Jan 20	GB	W	1/0	0	0	–	–	0
Jan 28	Det	W	1/0	0	0	–	–	0
Feb 11	at KC	L	1/0	0	0	–	–	0
TOTALS			3/0	0	0	–	–	0



DEE WINTERS

53

LB × 5-11 × 227 × TEXAS CHRISTIAN

10.17.00 × BURTON, TX × 2ND YEAR × ACQUIRED D-6 IN '23

GOLDMINE

- While at Burton (TX) HS, Winters was a jack of all trades. He starred in baseball, basketball and track & field in addition to football. On the gridiron, Winters played QB, RB, WR, DB and P as well as his current position of LB.
- Winters and linebackers coach Johnny Holland share a bond over growing up in small East Texas towns. Winters is a native of Burton, whose population is a mere 283, while Holland's hometown of Hempstead is a bit larger with a population of 6,028. The two are just 20 minutes apart and despite their size, the two tiny towns have produced a pair of NFL LBs. "I think Coach Holland is a great guy," Winters said when asked about his new position coach. "He's definitely going to be himself, and I think he just is a great coach, and he's going to put you in the best position to make plays, and that's what you want as a player."



WINTERS' GOLDEN NUGGETS

- Primarily played WR at Burton (TX) HS and registered over 1,100 yds. and 18 TDs during his high school career.
- Was named the College Football Playoff Semifinal Defensive Most Valuable Player after registering 7 tackles, 3.0 TFLs, 1 PD and 1 INT, which he returned for a 29-yd. TD in a win over Michigan to advance to the National Championship.
- Grew up in the small town of Burton, TX, which has a population of 283.

WINTERS' CAREER STATISTICS

YEAR	TEAM	GP	GS	TACKLES				YDS	INT	INTERCEPTIONS				FUMBLES		
				TOT	SOL	AST	SACKS			YDS	LG	TD	PD	FF	FR	YDS
2023	SF	15	0	5	5	0	0.0	0.0	0	0	-	0	1	0	0	0
TOTALS		15	0	5	5	0	0.0	0.0	0	0	-	0	1	0	0	0

PLAYOFFS

YEAR	TEAM	GP	GS	TACKLES				YDS	INT	INTERCEPTIONS				FUMBLES		
				TOT	SOL	AST	SACKS			YDS	LG	TD	PD	FF	FR	YDS
2023	SF	3	0	0	0	0	0.0	0.0	0	0	-	0	0	0	0	0
TOTALS		3	0	0	0	0	0.0	0.0	0	0	-	0	0	0	0	0

Additional Statistics:

Special Teams Tackles – 3: 2023 (3); Postseason – 1: 2023 (1)

Milestones:

NFL Debut: vs. NYG (9/21/23)

WINTERS' CAREER HIGHS

Total Tackles: Regular Season – 1 (2 times) Last vs. Dal. (10/8/23)

Solo: Regular Season – 1 (2 times) Last vs. Dal. (10/8/23)

Passes Defensed: Regular Season – 1 at Phi. (12/3/23)

WINTERS' TRANSACTIONS

Originally a 6th-round (216th overall) draft choice by SF in 2023.

2023

- Appeared in 15 regular season games and 3 postseason games on defense and special teams.

COLLEGE

Appeared in 48 games (39 starts) in four years (2019-22) at Texas Christian and registered 246 tackles, 33.5 TFLs, 12.5 sacks, 10 PDs, 3 INTs and 2 FRs. As a senior in 2022, started all 15 games and set career-highs with 79 tackles, 14.5 TFLs and 7.5 sacks as well as adding 3 PDs, 1 INT and 1 FR, earning First-Team All-Big 12 honors. As a junior in 2021, started all 12 games he appeared in and tallied 74 tackles, 5.0 TFLs, 1.0 sacks, 4 PDs and 2 INTs. As a sophomore in 2020, started all 10 games and added 65 tackles, 9.5 TFLs, 2.0 sacks, 2 PDs and 1 FR. As a freshman in 2019, appeared in 11 games (2 starts) and registered 28 tackles, 4.5 TFLs, 2.0 sacks and 1 PD.

PERSONAL

- Attended Burton (TX) HS where he was a four-year letterman and was named District 13-2A-II Co-Most Valuable Player as a junior and was the MVP of the league as a sophomore.
- Born DeMonderick Winters (10/17/00) in Brenham, TX.


WINTERS' GAME-BY-GAME

2023

Date	Opp	W/L	P/S	Tot	Sol	Ast	Sk	Yds	Int	Yds	PD	FF	FR	Yds
Sep 10	at Pit	W	–	–	–	–	–	–	–	–	–	–	–	–
Sep 17	at LAR	W	–	–	–	–	–	–	–	–	–	–	–	–
Sep 21	NYG	W	1/0	0	0	0	0.0	0.0	0	0	0	0	0	0
Oct 1	Arz	W	1/0	1	1	0	0.0	0.0	0	0	0	0	0	0
Oct 8	Dal	W	1/0	1	1	0	0.0	0.0	0	0	0	0	0	0
Oct 15	at Cle	L	1/0	0	0	0	0.0	0.0	0	0	0	0	0	0
Oct 23	at Min	L	1/0	0	0	0	0.0	0.0	0	0	0	0	0	0
Oct 29	Cin	L	1/0	0	0	0	0.0	0.0	0	0	0	0	0	0
Nov 12	at Jax	W	1/0	0	0	0	0.0	0.0	0	0	0	0	0	0
Nov 19	TB	W	1/0	0	0	0	0.0	0.0	0	0	0	0	0	0
Nov 23	at Sea	W	1/0	0	0	0	0.0	0.0	0	0	0	0	0	0
Dec 3	at Phi	W	1/0	2	2	0	0.0	0.0	0	0	1	0	0	0
Dec 10	Sea	W	1/0	0	0	0	0.0	0.0	0	0	0	0	0	0
Dec 17	at Arz	W	1/0	1	1	0	0.0	0.0	0	0	0	0	0	0
Dec 25	Bal	L	1/0	0	0	0	0.0	0.0	0	0	0	0	0	0
Dec 31	at Was	W	1/0	0	0	0	0.0	0.0	0	0	0	0	0	0
Jan 7	LAR	L	1/0	0	0	0	0.0	0.0	0	0	0	0	0	0
TOTALS			15/0	5	5	0	0.0	0.0	0	0	1	0	0	0

2023 Postseason

Date	Opp	W/L	P/S	Tot	Sol	Ast	Sk	Yds	Int	Yds	PD	FF	FR	Yds
Jan 20	GB	W	1/0	0	0	0	0.0	0.0	0	0	0	0	0	0
Jan 28	Det	W	1/0	0	0	0	0.0	0.0	0	0	0	0	0	0
Feb 11	at KC	L	1/0	0	0	0	0.0	0.0	0	0	0	0	0	0
TOTALS			3/0	0	0	0	0.0	0.0	0	0	0	0	0	0



MITCH WISHNOWSKY

3

P * 6-2 * 220 * UTAH

3.3.92 * PERTH, AUSTRALIA * 6TH YEAR * ACQUIRED D-4 IN '19

AWARDS & HONORS

- 2019:** NFC Special Teams Player of the Week (Week 9)
- 2021:** NFC Special Teams Player of the Week (Week 2)
NFC Special Teams Player of the Month (September)
- 2022:** NFC Special Teams Player of the Month (September)

CAREER HIGHLIGHTS


- His 32 punts inside the 20-yd. line in 2022 were the 4th most by a member of the 49ers in a single season.
- Wishnowsky also ranks 2nd in franchise history in yds. per punt avg. (min. 100 punts) with a 45.2 avg.

MOST PUNTS PLACED INSIDE THE 20 IN A SINGLE SEASON, FRANCHISE HISTORY

Player	In20
1. Andy Lee (2007)	42
2. Andy Lee (2012)	36
3. Andy Lee (2010)	34
4. Mitch Wishnowsky (2022)	32
5. Bradley Pinion (2015 & 2017)	31

GOLDMINE

- During Week 13 of the 2020 season, 49ers players wore custom cleats as a part of the NFL's annual My Cause, My Cleats campaign. Wishnowsky and his teammates highlighted their respective causes, with Wishnowsky representing the World Wildlife Fund.
- While working as a glazier, a glass installation specialist, in Australia, Wishnowsky's friends began showing him NFL games. After a couple years, he decided to leave his job and move to Melbourne to join ProKick Australia, a training academy for aspiring punters. Founded by Nathan Chapman, an Australian who once had an opportunity with the Packers, the academy has had massive success, with about 50 punters on Division I scholarships. "While Americans grow up wanting to throw the ball, we grow up trying to kick 60-yard goals," he said. "Sure, the techniques are slightly different, but the swing of your leg is pretty much the same. We have that muscle memory drilled into us from a young age."



WISHNOWSKY'S GOLDEN NUGGETS

- Last name is pronounced wish-NOW-ski.
- Left school at the age of 17 to take an apprenticeship as a glass installation specialist.
- Accumulated 62 punts that traveled 50-or-more yards during his career at Utah, 2nd most in the school's history.

GOLDMINE (CONTINUED)

- Prior to Week 2's matchup in Cincinnati during the 2019 season, the 49ers spent time in Youngstown, OH, where they participated in the Community Blitz. Wishnowsky and some of his teammates joined the students at Williamson Elementary School to talk about inclusion and anti-bullying. The players spoke at an assembly before helping the kids write compliment cards and discuss how to be kind to one another.
- Participated in the 49ers Annual Community Day, helping pack more than 31,000 nutritious meals in collaboration with Feeding Children Anywhere. The meals, along with groceries and backpacks, were distributed to those most in need in East San Jose.
- Wishnowsky is a naturally talented athlete, whether it is something that requires pure strength or skill. While he participated in universally popular athletics, like soccer and rugby, he enjoyed any sort of competition. When he was 12 years old, he won a major West Australian Billiards tournament. Before shifting to football in the U.S., he was a member of a local semi-pro team in the West Australian Football League. While at Santa Barbara Community College, he found that his ideal conditioning was a mix of hitting the weight room and playing beach volleyball.



WISHNOWSKY'S CAREER STATISTICS

YEAR	TEAM	G	NO	YDS	AVG	RET	YDS	NET	TB	IN 20	LG	BLK
2019	SF	16	52	2,333	44.9	23	131	41.6	2	23	65	0
2020	SF	16	66	3,093	46.9	23	183	41.6	6	25	60	1
2021	SF	17	57	2,566	45.0	20	156	40.5	5	21	67	0
2022	SF	17	61	2,676	43.9	7	57	39.7	5	32	74	0
2023	SF	17	52	2,480	47.7	1	0	42.7	2	26	67	0
TOTALS		83	288	13,148	45.7	74	527	41.2	20	127	74	1

PLAYOFFS

YEAR	TEAM	G	NO	YDS	AVG	RET	YDS	NET	TB	IN 20	LG	BLK
2019	SF	3	8	349	43.6	2	0	41.1	1	4	56	0
2021	SF	3	14	601	42.9	3	16	40.4	2	6	52	0
2022	SF	3	9	389	43.2	1	0	41.0	1	6	57	0
2023	SF	3	10	489	50.5	0	0	45.1	0	5	57	0
TOTALS		12	41	1,828	45.1	6	16	41.9	4	21	57	0

Additional Statistics:

Special Teams Tackles – 10: 2019 (2); 2020 (4); 2021 (3); 2022 (1)

XP–XPA – 2–4: 2021 (1–2); 2022 (1–2)

FG–FGA – 0–1: 2021 (0–1)

Milestones:

NFL Debut: at TB (9/8/19); **First punt inside–20:** Regular Season – at TB (9/8/19); Postseason – vs. Min. (1/11/20); **First PAT:** Regular Season – vs. Sea. (10/3/21)

WISHNOWSKY'S CAREER HIGHS

Punts: Regular Season – 9 vs. Was. (12/13/20); Postseason – 5 (2 times) Last at LAR (1/30/22)

Gross Average: Regular Season – 54.8 vs. GB (11/5/20); Postseason – 57.0 vs. Sea. (1/14/23)

Net Average: Regular Season – 50.5 vs. Arz. (11/17/19); Postseason – 57.0 vs. Sea. (1/14/23)

Long Punt: Regular Season – 74 at Den. (9/25/22); Postseason – 57 vs. Sea. (1/14/23)

Inside–20: Regular Season – 4 (2 times) Last vs. Was. (12/13/20); Postseason – 3 (2 times) Last at Phi. (1/29/23)

WISHNOWSKY'S TRANSACTIONS

Originally a 4th–round (110th overall) draft choice by SF in 2019...Placed on the Reserve/COVID–19 List on 12/27/21...Activated from the Reserve/COVID–19 List on 1/1/22...Signed a four–year extension with SF through 2026 on 9/16/22.

2023

- Appeared in all 17 games and registered 52 punts for a gross avg. of 47.7 yds. and net avg. of 42.7. Also appeared in all 3 postseason games where he recorded 10 punts for a gross avg. of 48.9 and a net avg. of 45.1.

2022

- Appeared in all 17 games and registered 61 punts for a gross avg. of 43.9 yds. and a net avg. of 39.7 in addition to 1 tackle on special teams. Also appeared in all 3 postseason games where he recorded 9 punts for a gross avg. of 43.2 and a net avg. of 41.0.
- Placed 32 of his 61 punts (52.5%) in 2022 inside the 20-yd. line. His 52.5% led the NFL, while his 32 punts inside the 20 is the 4th most in a single season in franchise history. His 14 punts within the 10-yd. line were the 3rd most in the NFL in 2022, while he owned the 2nd-best percentage (23.0%).

2021

- Appeared in all 17 games and registered 57 punts for a gross avg. of 45.0 yds. and a net avg. of 40.5 in addition to 3 tackles on special teams. Also appeared in all 3 postseason games where he recorded 14 punts for a gross avg. of 42.9 and a net avg. of 40.4.
- Saw 3 of his 5 punts at Phi. (9/19) downed inside the 20-yd. line, including 2 downed inside the 10.

2020

- Appeared in all 16 games and registered 66 punts for a 46.9 gross avg. and 41.6 net avg. along with 4 tackles on special teams.

2019

- Appeared in all 16 games as a rookie and registered 52 punts for a 44.9 gross avg. and 41.6 net avg. along with 2 tackles on special teams. Appeared in all 3 postseason contests and recorded 8 punts for a 43.6 gross avg. and 41.1 net avg.
- Earned NFC Special Teams Player of the Week (Week 9) honors after registering a 46.2 gross avg. at Arz. (10/31).

COLLEGE

Played three seasons (2016-18) at Utah after transferring from Santa Barbara (CA) City College in 2014. In three seasons at Utah, appeared in 40 games and registered 175 punts for 8,004 yds. (45.7 avg.), while pinning 74 of his punts inside the 20-yd. line. Also handled kickoff duties, kicking off 68 times for 45 touchbacks. As a senior in 2018, earned AP Second-Team All-America honors and was a finalist for the Ray Guy Award, presented to the nation's best collegiate punter, after appearing in 14 games and notching 59 punts for 2,669 yds. (45.2 avg.), with 24 punts inside the 20-yd. line. He also forced 25 fair catches while registering 20 punts of 50-or-more yds. Was named a Ray Guy Award finalist as a junior after appearing in 13 games, recording 52 punts for 2,282 yds. (43.9 avg.). Earned consensus All-America honors, as well as the Ray Guy Award, in his first season with Utah as a sophomore in 2016 after registering 64 punts for 3,053 yds. (47.7 avg.) in 13 games. Ranked 2nd in the nation in punting avg. (47.7) and punts of 50-or-more yds. (30), while also leading the nation in punts within the 10-yd. line (17). In 2014 at Santa Barbara (CA) City College, played in 11 games and registered 63 punts for 2,509 yds. (39.8 avg.).

PERSONAL

- Attended Lumen Christi (Perth, Australia) College where he played Australian Football and was an Associated & Catholic Colleges of Western Australia (ACC) Honorary Athletics Representative from 2006-07.
- Graduated with a degree in kinesiology teaching.
- Son of Marty and Penny Wishnowsky.
- Born Mitch Wishnowsky (3/3/92) in Perth, Australia.

WISHNOWSKY'S GAME-BY-GAME

2019

Date	Opp	W/L	P/S	No	Yds	Avg	Net	TB	In20	Lg	Blk
Sep 8	at TB	W	1/0	2	91	45.5	45.5	0	1	54	0
Sep 15	at Cin	W	1/0	2	75	37.5	37.5	0	1	39	0
Sep 22	Pit	W	1/0	3	150	50.0	43.3	1	1	52	0
Oct 7	Cle	W	1/0	4	176	44.0	45.5	0	2	60	0
Oct 13	at LAR	W	1/0	4	159	39.8	37.8	0	0	51	0
Oct 20	at Was	W	1/0	2	94	47.0	47.0	0	2	48	0
Oct 27	Car	W	1/0	3	121	40.3	40.3	0	3	46	0
Oct 31	at Arz	W	1/0	5	231	46.2	42.8	0	3	50	0
Nov 11	Sea	L	1/0	5	232	46.4	37.6	1	1	65	0
Nov 17	Arz	W	1/0	2	101	50.5	50.5	0	1	51	0
Nov 24	GB	W	1/0	4	182	45.5	46.3	0	1	52	0
Dec 1	at Bal	L	1/0	2	90	45.0	36.0	0	1	45	0
Dec 8	at NO	W	1/0	3	134	44.7	32.3	0	0	49	0
Dec 15	Atl	L	1/0	4	184	46.0	41.3	0	2	55	0
Dec 21	LAR	W	1/0	5	219	43.8	43.6	0	4	52	0
Dec 29	at Sea	W	1/0	2	94	47.0	39.0	0	0	51	0
TOTALS			16/0	52	2,333	44.9	41.6	2	23	65	0

2019 Postseason

Date	Opp	W/L	P/S	No	Yds	Avg	Net	TB	In20	Lg	Blk
Jan 11	Min	W	1/0	4	186	46.5	41.5	1	2	56	0
Jan 19	GB	W	1/0	2	77	38.5	38.5	0	1	41	0
Feb 2	at KC	L	1/0	2	86	43.0	43.0	0	1	46	0
TOTALS			3/0	8	349	43.6	41.1	1	4	56	0

2020

Date	Opp	W/L	P/S	No	Yds	Avg	Net	TB	In20	Lg	Blk
Sep 13	Arz	L	1/0	4	178	44.5	34.0	0	3	51	1
Sep 20	at NYJ	W	1/0	4	199	49.8	44.8	1	2	59	0
Sep 27	at NYG	W	1/0	0	0	—	—	0	0	—	0
Oct 4	Phi	L	1/0	4	177	44.3	42.3	0	2	51	0
Oct 11	Mia	L	1/0	3	133	44.3	41.3	0	1	58	0
Oct 18	LAR	W	1/0	5	235	47.0	41.2	0	2	51	0
Oct 25	at NE	W	1/0	1	45	45.0	45.0	0	1	45	0
Nov 1	at Sea	L	1/0	4	202	50.5	44.5	0	1	56	0
Nov 5	GB	L	1/0	4	219	54.8	44.8	2	1	60	0
Nov 15	at NO	L	1/0	5	239	47.8	44.2	1	0	53	0
Nov 29	at LAR	W	1/0	7	357	51.0	44.0	2	2	60	0
Dec 7	Buf	L	1/0	2	90	45.0	34.0	0	1	54	0
Dec 13	Was	L	1/0	9	411	45.7	41.7	0	4	58	0
Dec 20	at Dal	L	1/0	4	186	46.5	40.0	0	1	48	0
Dec 26	at Arz	W	1/0	5	195	39.0	39.0	0	2	50	0
Jan 3	Sea	L	1/0	5	227	45.4	42.6	0	2	49	0
TOTALS			16/0	66	3,093	46.9	41.6	6	25	60	1

2021

Date	Opp	W/L	P/S	No	Yds	Avg	Net	TB	In20	Lg	Blk
Sep 12	at Det	W	1/0	2	76	38.0	38.0	0	2	43	0
Sep 19	at Phi	W	1/0	5	226	45.2	42.6	0	3	52	0
Sep 26	GB	L	1/0	4	213	53.3	46.8	1	3	59	0
Oct 3	Sea	L	1/0	6	262	43.7	38.5	1	3	54	0
Oct 10	at Arz	L	1/0	2	97	48.5	42.5	0	1	58	0
Oct 24	Ind	L	1/0	4	193	48.3	47.0	0	1	65	0
Oct 31	at Chi	W	1/0	0	0	—	—	0	0	—	0
Nov 7	Arz	L	1/0	4	163	40.8	40.3	0	2	57	0
Nov 15	LAR	W	1/0	3	127	42.3	42.3	0	1	46	0
Nov 21	at Jax	W	1/0	2	88	44.0	44.0	0	0	45	0
Nov 28	Min	W	1/0	3	183	61.0	47.7	2	1	67	0
Dec 5	at Sea	L	1/0	3	137	45.7	45.7	0	0	60	0
Dec 12	at Cin	W	1/0	7	291	41.6	38.6	0	1	50	0
Dec 19	Atl	W	1/0	4	196	49.0	38.3	1	0	60	0
Dec 23	at Ten	L	1/0	2	70	35.0	35.0	0	1	40	0
Jan 2	Hou	W	1/0	4	159	39.8	34.0	0	2	52	0
Jan 9	at LAR	W	1/0	2	85	42.5	22.5	0	0	43	0
TOTALS			17/0	57	2,566	45.0	40.5	5	21	67	0

2021 Postseason

Date	Opp	W/L	P/S	No	Yds	Avg	Net	TB	In20	Lg	Blk
Jan 16	at Dal	W	1/0	4	179	44.8	38.5	1	1	48	0
Jan 22	at GB	W	1/0	5	234	46.8	44.6	0	2	52	0
Jan 30	at LAR	L	1/0	5	188	37.6	37.6	0	3	44	0
TOTALS			3/0	14	601	42.9	40.4	1	6	52	0

2022

Date	Opp	W/L	P/S	No	Yds	Avg	Net	TB	In20	Lg	Blk
Sep 11	at Chi	L	1/0	4	161	40.3	40.3	0	3	51	0
Sep 18	Sea	W	1/0	3	132	44.0	44.0	0	2	47	0
Sep 25	at Den	L	1/0	7	362	51.7	44.7	2	3	74	0
Oct 3	LAR	W	1/0	4	158	39.5	34.5	1	1	43	0
Oct 9	at Car	W	1/0	2	75	37.5	37.5	0	2	38	0
Oct 16	at Atl	L	1/0	3	158	52.7	36.7	0	1	59	0
Oct 23	KC	L	1/0	1	29	29.0	29.0	0	1	29	0
Oct 30	at LAR	W	1/0	3	123	41.0	41.0	0	3	49	0
Nov 13	LAC	W	1/0	4	132	33.0	33.0	0	1	40	0
Nov 21	at Arz	W	1/0	4	218	54.5	45.0	1	2	61	0
Nov 27	NO	W	1/0	4	175	43.8	39.3	0	2	45	0
Dec 4	Mia	W	1/0	4	178	44.5	39.3	0	2	56	0
Dec 11	TB	W	1/0	3	134	44.7	37.7	0	1	62	0
Dec 15	at Sea	W	1/0	6	253	42.2	38.8	1	3	46	0
Dec 24	Was	W	1/0	2	80	40.0	38.0	0	1	41	0
Jan 1	at LV	W	1/0	2	93	46.5	46.5	0	1	56	0
Jan 8	Arz	W	1/0	5	218	43.6	40.2	0	3	47	0
TOTALS			17/0	61	2,676	43.9	39.7	5	32	74	0

2022 Postseason


Date	Opp	W/L	P/S	No	Yds	Avg	Net	TB	In20	Lg	Blk
Jan 14	Sea	W	1/0	1	57	57.0	57.0	0	1	57	0
Jan 22	Dal	W	1/0	4	164	41.0	36.0	1	2	46	0
Jan 29	at Phi	L	1/0	4	168	42.0	42.0	0	3	46	0
TOTALS			3/0	9	389	43.2	41.0	1	6	57	0

2023

Date	Opp	W/L	P/S	No	Yds	Avg	Net	TB	In20	Lg	Blk
Sep 10	at Pit	W	1/0	3	134	44.7	44.0	0	3	56	0
Sep 17	at LAR	W	1/0	4	197	49.3	41.5	1	2	67	0
Sep 21	NYG	W	1/0	3	128	42.7	41.7	0	2	46	0
Oct 1	Arz	W	1/0	1	45	45.0	45.0	0	1	45	0
Oct 8	Dal	W	1/0	4	187	46.8	44.3	0	2	59	0
Oct 15	at Cle	L	1/0	6	314	52.3	45.0	0	2	60	0
Oct 23	at Min	L	1/0	1	62	62.0	58.0	0	0	62	0
Oct 29	Cin	L	1/0	3	151	50.3	47.7	0	2	62	0
Nov 12	at Jax	W	1/0	3	141	47.0	42.0	0	2	56	0
Nov 19	TB	W	1/0	3	153	51.0	29.7	0	0	60	0
Nov 23	at Sea	W	1/0	5	199	39.8	39.8	0	3	51	0
Dec 3	at Phi	W	1/0	2	95	47.5	47.5	0	0	49	0
Dec 10	Sea	W	1/0	5	246	49.2	43.6	1	2	56	0
Dec 17	at Arz	W	1/0	2	96	48.0	48.0	0	1	56	0
Dec 25	Bal	L	1/0	2	112	56.0	44.5	0	1	57	0
Dec 31	at Was	W	1/0	2	76	38.0	37.0	0	2	40	0
Jan 7	LAR	L	1/0	3	144	48.0	39.3	0	1	61	0
TOTALS			17/0	52	2,480	47.7	42.7	2	26	67	0

2023 Postseason

Date	Opp	W/L	P/S	No	Yds	Avg	Net	TB	In20	Lg	Blk
Jan 20	GB	W	1/0	4	179	44.8	40.8	0	2	57	0
Jan 28	Det	W	1/0	1	56	56.0	46.0	0	0	55	0
Feb 11	at KC	L	1/0	5	254	50.8	48.4	0	3	55	0
TOTALS			3/0	10	489	50.5	45.1	0	5	57	0



SAMUEL WOMACK III

0

CB * 5-10 * 189 * TOLEDO

77.99 * DETROIT, MI * 3RD YEAR * ACQUIRED D-5 IN '22

GOLDMINE

- Womack comes to the 49ers with a pair of connections to current 49ers CBs, Ambry Thomas and Ka'Dar Hollman. Womack and Thomas both grew up in Detroit, MI and although they went to rival high schools, the two remain close. "I don't like his school, but me and him have a great relationship," Womack said. "That's my man, that's my brother. Me and him worked out a couple times and chopped it up a couple times, so I'm familiar with him." Womack continued his playing career at the University of Toledo where he spent two years alongside Hollman, a fellow walk-on who earned himself a scholarship. Both Rockets ran 4.3s in the 40-yd. dash on their Pro Days, something that Toledo head coach Jason Candle attributes to their hard work and commitment to the team's strength and conditioning program. "They have a very similar state of mind," Candle said. "It's probably not an accident that those two guys are playing for the 49ers. Because if you think back to some of the guys on that coaching staff and in that organization, it's about toughness, it's about working hard and doing what you do and earning your way."

WOMACK'S GOLDEN NUGGETS

- Played both WR and CB in HS at East English Village (Detroit, MI) Prep. Had over 1,000 rec. yds. and 20 rec. TDs along with 11 INTs as a senior.
- Played alongside current 49ers CB Ka'Dar Hollman at Toledo for two seasons (2017-18). The two won a MAC Championship together in 2017.
- Ran a 4.39 at Toledo's Pro Day. The second-fastest time recorded by any Rocket in attendance, trailing only current Bengals S Tycen Anderson.

WOMACK'S CAREER STATISTICS

YEAR	TEAM	GP	GS	TACKLES				YDS	INT	YDS	INTERCEPTIONS			PD	FUMBLES		
				TOT	SOL	AST	SACKS				LG	TD	FF		FR	YDS	
2022	SF	16	1	15	11	4	0.0	0.0	1	0	0	0	2	1	0	0	
2023	SF	7	0	3	3	0	0.0	0.0	0	0	–	0	0	0	0	0	
TOTALS		23	1	18	14	4	0.0	0.0	1	0	0	0	2	1	0	0	

PLAYOFFS

YEAR	TEAM	GP	GS	TACKLES				YDS	INT	YDS	INTERCEPTIONS			PD	FUMBLES		
				TOT	SOL	AST	SACKS				LG	TD	FF		FR	YDS	
2022	SF	3	0	3	3	0	0.0	0.0	0	0	–	0	0	0	0	0	
2023	SF	0	0	0	0	0	0.0	0.0	0	0	–	0	0	0	0	0	
TOTALS		3	0	3	3	0	0.0	0.0	0	0	–	0	0	0	0	0	

Additional Statistics:

Special Teams Tackles– 8: 2022 (4); 2023 (4) **Postseason – 2:** 2022 (2)

Special Teams Fumble Recoveries– 1: 2022 (1)

Milestones:

NFL Debut: at Chi. (9/11/22); **First Start:** at Chi. (9/11/22); **First FF:** at Den. (9/25/22); **First INT:** at Arz. (QB Trace McSorley – 11/21/22)

WOMACK'S CAREER HIGHS

Total Tackles: Regular Season – 4 at Arz. (11/21/22); Postseason – 3 vs. Sea. (1/14/23)

Solo: Regular Season – 3 at Arz. (11/21/22); Postseason – 3 vs. Sea. (1/14/23)

Assists: Regular Season – 2 at Atl. (10/16/22)

Forced Fumbles: Regular Season – 1 at Den. (9/25/22)

Interceptions: Regular Season – 1 at Arz. (11/21/22)

Passes Defensed: Regular Season – 2 at Arz. (11/21/22)

WOMACK'S TRANSACTIONS

Originally a 5th-round (172nd overall) draft choice by SF in 2022...Placed on the Injured Reserve List on 9/16/23. Activated from the Injured Reserve List on 11/23/23.

2023

- Appeared in 7 regular season games and tallied 3 tackles.

2022

- Appeared in 16 games (1 start) and tallied 15 tackles, 2 PDs, 1 INT, 1 FF and 1 FR. Also saw action in all 3 postseason games and added 3 tackles.
- Posted 2 tackles and his first-career FF of Denver Broncos RB Melvin Gordon at Den. (9/25).
- Recovered a muffed punt by Chiefs WR Skyy Moore vs. KC (10/23). It marked the first special teams FR of his career.
- Registered career-highs in tackles (4), PDs (2) and INTs (1) at Arz. (11/21) as he intercepted Cardinals QB Trace McSorley.

COLLEGE

Appeared in 51 games in five years (2017-21) at Toledo and tallied 128 tackles, 45 PDs, 5 INTs, 0.5 sack, 1 FF and 1 FR. As a senior in 2021, appeared in all 13 games and registered 33 tackles, 17 PDs, 2 INTs and 1 FR. As a junior in 2020, played in 6 games and posted 20 tackles, 8 PDs and 0.5 sack. Appeared in all 12 games as a sophomore in 2019 and recorded a career-high 59 tackles, 17 PDs, 2 INTs and 1 FF. As a freshman in 2018, appeared in all 13 games and notched 12 tackles and 1 PD. As a redshirt-freshman in 2017, played in 7 games and registered 4 tackles, 2 PDs and 1 INT.

PERSONAL

- Earned first-team all-city, all-metro and all-state honors as a senior at East English Village (Detroit, MI) Prep.
- Son of Samuel Womack, Jr. and Dianna Womack. Has one sister, Dania.
- Majored in management at Toledo.

INJURY REPORT

- 2022:** Inactive at Sea. (12/15) with a concussion.
- 2023:** Placed on the Injured Reserve List on 9/16 with a knee injury.

WOMACK'S GAME-BY-GAME

2022														
Date	Opp	W/L	P/S	Tot	Sol	Ast	Sk	Yds	Int	Yds	PD	FF	FR	Yds
Sep 11	at Chi	L	1/1	0	0	0	0.0	0.0	0	0	0	0	0	0
Sep 18	Sea	W	1/0	3	2	1	0.0	0.0	0	0	0	0	0	0
Sep 25	at Den	L	1/0	2	2	0	0.0	0.0	0	0	0	1	0	0
Oct 3	LAR	W	1/0	0	0	0	0.0	0.0	0	0	0	0	0	0
Oct 9	at Car	W	1/0	0	0	0	0.0	0.0	0	0	0	0	0	0
Oct 16	at Atl	L	1/0	3	1	2	0.0	0.0	0	0	0	0	0	0
Oct 23	KC	L	1/0	0	0	0	0.0	0.0	0	0	0	0	0	0
Oct 30	at LAR	W	1/0	0	0	0	0.0	0.0	0	0	0	0	0	0
Nov 13	LAC	W	1/0	0	0	0	0.0	0.0	0	0	0	0	0	0
Nov 21	at Arz	W	1/0	4	3	1	0.0	0.0	1	0	2	0	0	0
Nov 27	NO	W	1/0	0	0	0	0.0	0.0	0	0	0	0	0	0
Dec 4	Mia	W	1/0	0	0	0	0.0	0.0	0	0	0	0	0	0
Dec 11	TB	W	1/0	0	0	0	0.0	0.0	0	0	0	0	0	0
Dec 15	at Sea	W	—	—	—	—	—	—	—	—	—	—	—	—
Dec 24	Was	W	1/0	2	2	0	0.0	0.0	0	0	0	0	0	0
Jan 1	at LV	W	1/0	0	0	0	0.0	0.0	0	0	0	0	0	0
Jan 8	Arz	W	1/0	1	1	0	0.0	0.0	0	0	0	0	0	0
TOTALS			16/1	15	11	4	0.0	0.0	1	0	2	1	0	0

2022 Postseason														
Date	Opp	W/L	P/S	Tot	Sol	Ast	Sk	Yds	Int	Yds	PD	FF	FR	Yds
Jan 14	Sea	W	1/0	3	3	0	0.0	0.0	0	0	0	0	0	0
Jan 22	Dal	W	1/0	0	0	0	0.0	0.0	0	0	0	0	0	0
Jan 29	at Phi	L	1/0	0	0	0	0.0	0.0	0	0	0	0	0	0
TOTALS			3/0	3	3	0	0.0	0.0	0	0	0	0	0	0

2023														
Date	Opp	W/L	P/S	Tot	Sol	Ast	Sk	Yds	Int	Yds	PD	FF	FR	Yds
Sep 10	at Pit	W	1/0	0	0	0	0.0	0.0	0	0	0	0	0	0
PLACED ON INJURED RESERVE (Knee) ON 9/16														
Sep 17	at LAR	W	—	—	—	—	—	—	—	—	—	—	—	—
Sep 21	NYG	W	—	—	—	—	—	—	—	—	—	—	—	—
Oct 1	Arz	W	—	—	—	—	—	—	—	—	—	—	—	—
Oct 8	Dal	W	—	—	—	—	—	—	—	—	—	—	—	—
Oct 15	at Cle	L	—	—	—	—	—	—	—	—	—	—	—	—
Oct 23	at Min	L	—	—	—	—	—	—	—	—	—	—	—	—
Oct 29	Cin	L	—	—	—	—	—	—	—	—	—	—	—	—
Nov 12	at Jax	W	—	—	—	—	—	—	—	—	—	—	—	—
Nov 19	TB	W	—	—	—	—	—	—	—	—	—	—	—	—
ACTIVATED FROM INJURED RESERVE (Knee) ON 11/23														
Nov 23	at Sea	W	1/0	0	0	0	0.0	0.0	0	0	0	0	0	0
Dec 3	at Phi	W	1/0	0	0	0	0.0	0.0	0	0	0	0	0	0
Dec 10	Sea	W	1/0	0	0	0	0.0	0.0	0	0	0	0	0	0
Dec 17	at Arz	W	1/0	1	1	0	0.0	0.0	0	0	0	0	0	0
Dec 25	Bal	W	—	—	—	—	—	—	—	—	—	—	—	—
Dec 31	at Was	W	1/0	0	0	0	0.0	0.0	0	0	0	0	0	0
Jan 7	LAR	L	1/0	2	2	0	0.0	0.0	0	0	0	0	0	0
TOTALS			7/0	3	3	0	0.0	0.0	0	0	0	0	0	0

2023 Postseason														
Date	Opp	W/L	P/S	Tot	Sol	Ast	Sk	Yds	Int	Yds	PD	FF	FR	Yds
Jan 20	GB	W	—	—	—	—	—	—	—	—	—	—	—	—
Jan 28	Det	W	—	—	—	—	—	—	—	—	—	—	—	—
Feb 11	at KC	L	—	—	—	—	—	—	—	—	—	—	—	—
TOTALS			0/0	0	0	0	0.0	0.0	0	0	0	0	0	0



ROCK YA-SIN

33

CB * 5-11 * 195 * TEMPLE

5.23.96 * DECATUR, GA * 6TH YEAR * ACQUIRED FA IN '24

GOLDMINE

- In high school, Ya-Sin won back-to-back wrestling state championships and was heavily recruited to compete in Division I wrestling. Ya-Sin was encouraged by his mentor and wrestling coach, Keith Johnson, to start playing football in the 11th grade. "I just told him to try it," Johnson said. "He was a wrestler, and wrestling was only going to take him so far. Wrestling helps you with discipline. He already had the discipline. He'd already won state twice. Let's try football and give him another avenue."

YA-SIN'S GOLDEN NUGGETS

- Nickname, "Rock" was given to him by his high school coach
- Two-sport athlete, competing in wrestling and football
- Speaks Arabic fluently and considers learning the language to be a passion of his



- Rock picked up football easily and had offers to play Division I coming in quickly. The one that stood out was Presbyterian, because their assistant coach, Tommy Spangler, not only came to watch Rock play football, but to a wrestling match as well. "That's unheard of to see a football coach come and watch a wrestling match," Johnson said. "(Spangler) said, 'that boy is tough.' He really liked Rock. It was a warm atmosphere, so he went on to Presbyterian."
- The time invested by Spangler did not go unnoticed, and resulted in three successful years for Ya-Sin with the Blue Hose.

YA-SIN'S CAREER STATISTICS

YEAR	TEAM	GP	GS	TACKLES					INTERCEPTIONS					FUMBLES		
				TOT	SOL	AST	SACKS	YDS	INT	YDS	LG	TD	PD	FF	FR	YDS
2019	IND	15	14	61	53	8	0.0	0.0	1	0	–	0	5	0	1	0
2020	IND	13	8	44	35	9	0.0	0.0	1	0	–	0	7	1	0	0
2021	IND	13	8	31	27	4	0.0	0.0	0	0	–	0	8	1	1	13
2022	LV	11	9	45	37	8	0.0	0.0	0	0	–	0	7	0	0	0
2023	BAL	14	1	12	8	4	0.0	0.0	0	0	–	0	2	0	0	0
TOTALS		66	40	193	160	33	0.0	0.0	2	0	–	0	29	2	2	13

PLAYOFFS

YEAR	TEAM	GP	GS	TACKLES					INTERCEPTIONS					FUMBLES		
				TOT	SOL	AST	SACKS	YDS	INT	YDS	LG	TD	PD	FF	FR	YDS
2023	BAL	1	0	0	0	0	0.0	0.0	0	0	–	0	0	0	0	0
TOTALS		1	0	0	0	0	0.0	0.0	0	0	–	0	0	0	0	0

Additional Statistics:

Special Teams Tackles – 3: 2019 (1); 2020 (1); 2023 (1)

Milestones:

NFL Debut: at LAC (9/8/19); **First Start:** at LAC (9/8/19); **First INT:** Regular Season – vs. Jax. (11/17/19 – QB Nick Foles); **First FF:** Regular Season – vs. Cin. (10/18/20 – QB Joe Burrow); **First FR:** Regular Season – at TB (12/8/19 – S George Odum)

YA-SIN'S CAREER HIGHS

Total Tackles: Regular Season – 10 at NO (12/16/19)

Solo: Regular Season – 8 at NO (12/16/19)

Assists: Regular Season – 3 vs. Pit. (1/6/24)

Passes Defensed: Regular Season – 3 vs. Arz. (9/18/22)

Interceptions: Regular Season – 1 (2 times) Last vs. GB (11/22/20)

Forced Fumbles: Regular Season – 1 (2 times) Last at Ten. (9/26/21)

Fumble Recoveries: Regular Season – 1 (2 times) Last at Ten. (9/26/21)

YA-SIN'S TRANSACTIONS

Originally a 2nd–round (34th overall) draft choice by Ind. In 2019...Placed on Reserve/COVID–19 List on 12/22/21...Reactivated from Reserve/COVID–19 List on 12/29/21...Traded to LV on 3/16/22...Placed on Injured Reserve List on 12/29/22...Reactivated from Injured Reserve List on 2/15/23...Signed to one–year deal with Bal. on 5/4/23...Signed to one–year deal with SF on 4/11/24.

2023 (BALTIMORE)

- Appeared in 14 games (1 start) and registered 12 tackles and 2 PDs. Also appeared in one postseason contest.
- Totaled 1 tackle and 1 PD vs. Det. (10/22).
- Posted 2 tackles vs. Mia. (12/31).
- Registered a season-high 4 tackles vs. Pit. (1/6/24).

2022 (LAS VEGAS)

- Appeared in 11 games (9 starts) and registered 45 tackles and 7 PDs.
- Registered 6 tackles at LAC (9/11) in his Raiders debut.
- Posted 1 tackle and a single-game career-high 3 PDs vs. Arz. (9/18).
- Recorded 6 tackles at Ten. (9/25).
- Totaled 3 tackles and 1 PD at KC (10/10).
- Posted 6 tackles vs. Hou. (10/23).
- Recorded 6 tackles and 1 PD at NO (10/30).
- Registered 6 tackles at Jax. (11/6) for the third-consecutive game which marked the longest streak of his career.
- Totaled 4 tackles at Sea. (11/27) which helped the Raiders allow the fewest opponent rushing yards (65) all season.

2021 (INDIANAPOLIS)

- Appeared in 13 games (8 starts) and recorded 31 tackles, 8 PDs, 1 FF and 1 FR.
- Registered 3 tackles and 1 FF which he recovered and returned for 13 yds. at Ten. (9/26).
- Logged 4 tackles vs. Hou. (10/17).
- Totaled 2 tackles and 1 PD vs. Ten. (10/31).
- Recorded a season-high 5 tackles and 1 PD vs. NYJ (11/4).
- Registered 1 tackle and 1 PD vs. Jax. (11/14).
- Totaled 3 tackles and 1 PD vs. TB (11/28) which marked a career-high fifth-consecutive registered PD.
- Posted 1 tackle and 1 PD vs. NE (12/18).

2020 (INDIANAPOLIS)

- Appeared in 13 games (8 starts) and totaled 44 tackles, 7 PDs, 1 INT and 1 FF.
- Recorded a season-high 8 tackles and 1 PD at Cle. (10/11).
- Posted 6 tackles, 2 PDs and 1 FF vs. Cin. (10/18). His 2 PDs marked his first-career multi-PD game.
- Registered 1 INT of Packers QB Aaron Rodgers vs. GB (11/22).
- Totaled 4 tackles and 1 PD at LV (12/13).

2019 (INDIANAPOLIS)

- Appeared in 15 games (13 starts) and registered a career-high 61 tackles, 5 PDs, 1 INT and 1 FR.
- Posted 2 tackles in his NFL debut at LAC (9/8).
- Recorded 7 tackles vs. Hou. (10/20).
- Registered his first-career INT of Jaguars QB Nick Foles vs. Jax. (11/17).
- Totaled 4 tackles, 1 PD and his first-career FR at TB (12/8).
- Posted a single-game career-high 10 tackles at NO (12/16).

COLLEGE

Appeared in 45 games (35 starts) in one season (2018) at Temple and three seasons (2015-17) at Presbyterian College(SC) and registered 142 tackles, 7 INTs, 31 PDs and 3 FRs. In 2018, earned a First-Team American Athletic Conference honors after appearing in 12 games (11 starts) and registering 47 tackles, 2 INTs and 12 PDs. Transferred to Temple from Presbyterian College. As a junior, started in all 11 games and earned All-Big South honors after registering 49 tackles, 5 INTs, 8 PD and 5 FRs. In 2016, appeared in all games (5 starts) and registered 31 tackles, 9 PD, 1 FR and 1 TD converted from an INT. As a true freshman, appeared in 11 games (2 starts) and registered 15 tackles and 2 PD.

PERSONAL

- Born Abdurrahman ibn Ramadan Ya-Sin (5/23/1996) in Decatur, GA.
- Last name is pronounced yah-SEEN
- Mother is Abrenda Kelly

INJURY REPORT

2019: Inactive 1 game at Hou. (11/21) with an ankle injury.

2020: Inactive 2 games [vs. NYJ (9/27) and vs. Jax. (1/3/21)] with an illness and concussion.

2021: Inactive 3 games [at Mia. (10/3), at Bal. (10/11) and at SF (10/24)] with an ankle injury.

2022: Inactive 4 games [vs. Den. (10/2), at LAR (12/8), vs. NE (12/18) and at Pit. (12/24)] with a knee injury. Placed on the Injured Reserve List on 12/29 with a knee injury.

2023: Inactive 2 games [vs. Sea. (11/5) and vs. KC (1/28/24)] with an illness and knee injury.

YA-SIN'S GAME-BY-GAME

2019 (Indianapolis)

Table with columns: Date, Opp, W/L, P/S, Tot, Sol, Ast, Sk, Yds, Int, Yds, PD, FF, FR, Yds. Rows include games from Sep 8 to Dec 29, ending with a Totals row.

2022 (Las Vegas)

Table with columns: Date, Opp, W/L, P/S, Tot, Sol, Ast, Sk, Yds, Int, Yds, PD, FF, FR, Yds. Rows include games from Sep 11 to Dec 24, including a note 'PLACED ON INJURED RESERVE (Knee) ON 12/29' and ending with a Totals row.

2020 (Indianapolis)

Table with columns: Date, Opp, W/L, P/S, Tot, Sol, Ast, Sk, Yds, Int, Yds, PD, FF, FR, Yds. Rows include games from Sep 13 to Jan 3, including a note '-INACTIVE (Concussion)' and ending with a Totals row.

2023 (Baltimore)

Table with columns: Date, Opp, W/L, P/S, Tot, Sol, Ast, Sk, Yds, Int, Yds, PD, FF, FR, Yds. Rows include games from Sep 10 to Jan 6, including a note '-INACTIVE (Illness)' and ending with a Totals row.

2021 (Indianapolis)

Table with columns: Date, Opp, W/L, P/S, Tot, Sol, Ast, Sk, Yds, Int, Yds, PD, FF, FR, Yds. Rows include games from Sep 12 to Jan 9, including notes 'PLACED ON RESERVE/COVID-19 ON 12/22' and 'ACTIVATED FROM RESERVE/COVID-19 ON 12/29', ending with a Totals row.

2023 Postseason (Baltimore)

Table with columns: Date, Opp, W/L, P/S, Tot, Sol, Ast, Sk, Yds, Int, Yds, PD, FF, FR, Yds. Rows include games from Jan 20 to Jan 28, ending with a Totals row.



ISAAC YIADOM

22

CB * 6-1 * 188 * BOSTON COLLEGE

2.20.96 * WORCESTER, MA * 7TH YEAR * ACQUIRED FA IN '24

GOLDMINE

- Yiadom considers his father to be his greatest inspiration because of the sacrifices he made for their family. Yiadom Sr. immigrated from Ghana to the US in the early 90's with very little to his name. He worked hard to provide a better life for Yiadom and his family to give them the best chance at a better life and future.
- That work ethic rubbed off on Yiadom, who states that his hard work and determination is what has allowed him to succeed on the field.

YIADOM'S GOLDEN NUGGETS

- While in high school at Doherty (MA), Yiadom was ranked as the no. 3 recruit in the state by ESPN. Was a member of 2013 Division 4 State championship team.
- Enjoys flm photography in his free time.
- Goes by the nickname 'Ike.'

YIADOM'S CAREER STATISTICS

YEAR	TEAM	GP	GS	TACKLES					INTERCEPTIONS					FUMBLES		
				TOT	SOL	AST	SACKS	YDS	INT	YDS	LG	TD	PD	FF	FR	YDS
2018	DEN	13	1	17	14	3	0.0	0.0	1	4	4	0	3	0	0	0
2019	DEN	16	8	38	28	10	0.0	0.0	0	0	–	0	4	0	0	0
2020	NYG	16	10	45	28	17	0.5	7.5	0	0	–	0	5	1	0	0
2021	GB	16	1	7	6	1	0.0	0.0	0	0	–	0	0	0	0	0
2022	HOU/NO	9	0	0	0	0	0.0	0.0	0	0	–	0	0	0	0	0
2023	NO	17	8	31	20	11	0.0	0.0	1	0	–	0	14	0	1	0
TOTALS		87	28	138	96	42	0.5	7.5	2	4	4	0	26	1	1	0

Additional Statistics:

Special Teams Tackles – 14: 2018 (3); 2019 (5); 2020 (1); 2021 (3); 2022 (2)

Milestones:

NFL Debut: at Bal. (9/23/18); **First Start:** at SF (12/9/18); **First INT:** Regular Season – vs. LAC (12/30/18 – QB Phillip Rivers); **First FF:** Regular Season – at LAR (10/4/20 – QB Jared Goff)

YIADOM'S CAREER HIGHS

Total Tackles: Regular Season – 8 (3 times) Last vs. TB (11/2/20)

Solo: Regular Season – 8 at Oak. (9/9/19)

Assists: Regular Season – 4 (2 times) vs. TB (11/2/20)

Passes Defensed: Regular Season – 4 at GB (9/24/23)

Interceptions: Regular Season – 1 (2 times) Last vs. TB (10/1/23)

Forced Fumbles: Regular Season – 1 at LAR (10/4/20)

Fumble Recoveries: Regular Season – 1 at TB (12/31/23)

YIADOM'S TRANSACTIONS

Originally a 3rd-round (99th overall) draft choice by Den. in 2018...Traded to NYG on 9/3/20...Traded to GB on 8/17/21...Placed on Reserve/COVID–19 List on 11/3/21...Reactivated from Reserve/COVID–19 List on 11/13/21...Waived by GB on 1/21/22...Signed to one-year deal with Hou. through 2022 on 3/24/22...Waived by Hou. on 8/30/22...Re-signed to one-year deal with Hou. on 9/1/22...Waived by Hou. on 11/15/22...Signed to NO practice squad on 11/17/2022...Promoted from NO practice squad on 11/26/22...Reverted back to NO practice squad on 11/28/22...Promoted from NO practice squad on 12/5/22...Re-signed with NO to one-year deal through 2023 on 3/23/23...Signed a one-year deal with SF on 3/15/24.

2023 (NEW ORLEANS)

- Appeared in 17 games (8 starts) and notched 31 tackles, 1 INT, 14 PDs and 1 FR.
- Registered 5 tackles and a season-high 4 PDs at GB. (9/24).
- Recorded 6 tackles, 1 INT and 2 PDs vs. TB (10/1). His INT marked his first of the season.
- Posted a season-high 7 tackles at LAR (12/21).
- Totaled 1 PD and 1 FR at TB (12/31). His FR marked his first of the season.

2022 (HOUSTON/NEW ORLEANS)

- Appeared in 9 games with the Texans and Saints.

2021 (GREEN BAY)

- Appeared in 16 games (1 start) and notched 7 tackles.
- Logged a season-high 3 tackles vs. Pit. (10/3).

2020 (NEW YORK GIANTS)

- Appeared in 16 games (10 starts) and registered 45 tackles, 0.5 sack, 5 PDs and 1 FF.
- Registered a season-high 8 tackles and 1 PD vs. SF (9/27).
- Recorded 2 tackles and his first career FF at LAR (10/4).
- Posted 6 tackles and his first career 0.5 sack at Was. (11/18).

2019 (DENVER)

- Appeared in 16 games (8 starts) and notched 38 tackles and 4 PDs.
- Recorded a season-high 8 tackles at Oak. (9/9).
- Totaled 7 tackles vs. LAC (12/1).

2018 (DENVER)

- Appeared in 18 games (1 start) and registered 17 tackles, 1 INT and 3 PDs.
- Recorded a season-high 4 tackles in his NFL debut at Bal. (9/23).
- Posted his first career PD in his first NFL start at SF (12/9).
- Totaled two tackles and his first career INT vs. LAC (12/30).

COLLEGE

Appeared in 48 games (28 starts) in four seasons (2014-17) at Boston College and registered 110 tackles, 3 INTs, 24 PDs and 1 FF. In 2017, started all 13 games and registered 53 tackles, 2 INTs and 7 PDs. As a junior, appeared in 13 games (8 starts) and registered 26 tackles, 1 INT, 10 PDs and 1 FF. In 2015 as a sophomore, appeared in 9 games (7 starts) and registered 18 tackles and 6 PDs. As a true freshman, appeared in all 13 games and registered 13 tackles.

PERSONAL

- Graduated with a degree in communication
- Parents are Bridgette and Isaac Yiadom
- Last name is pronounced YEAH-dom
- Born Isaac Yiadom (2/20/1996) in Alexandria, VA.

INJURY REPORT

2018: Inactive 1 game vs. Cle. (12/15) with a shoulder injury.

2022: Inactive 2 games [at Chi. (9/25) and vs. LAC (10/2)] with a thigh injury.

YIADOM'S GAME-BY-GAME

2018 (Denver)

Table with columns: Date, Opp, W/L, P/S, Tot, Sol, Ast, Sk, Yds, Int, Yds, PD, FF, FR, Yds. Rows include games from Sep 9 to Dec 30, ending with a Totals row.

2019 (Denver)

Table with columns: Date, Opp, W/L, P/S, Tot, Sol, Ast, Sk, Yds, Int, Yds, PD, FF, FR, Yds. Rows include games from Sep 9 to Dec 29, ending with a Totals row.

2020 (New York Giants)

Table with columns: Date, Opp, W/L, P/S, Tot, Sol, Ast, Sk, Yds, Int, Yds, PD, FF, FR, Yds. Rows include games from Sep 14 to Jan 3, ending with a Totals row.

2021 (Green Bay)

Table with columns: Date, Opp, W/L, P/S, Tot, Sol, Ast, Sk, Yds, Int, Yds, PD, FF, FR, Yds. Rows include games from Sep 12 to Jan 9, with notes on COVID-19 reserve status.

2022 (Houston/New Orleans)

Table with columns: Date, Opp, W/L, P/S, Tot, Sol, Ast, Sk, Yds, Int, Yds, PD, FF, FR, Yds. Rows include games from Sep 11 to Nov 13, with notes on practice squad and roster status.

2023 (New Orleans)

Table with columns: Date, Opp, W/L, P/S, Tot, Sol, Ast, Sk, Yds, Int, Yds, PD, FF, FR, Yds. Rows include games from Sep 10 to Jan 7, ending with a Totals row.



NICK ZAKELJ

63

OL * 6-6 * 316 * FORDHAM

6.22.99 * BROADVIEW HEIGHTS, OH * 3RD YEAR * ACQUIRED D-6A IN '22

GOLDMINE

- Zakelj's path to the NFL was anything but traditional. The Brecksville-Broadview Heights (OH) HS product was a zero-start recruit when he joined FCS Fordham University's football team. Once on campus, the former LB converted to OL. If it wasn't for another Fordham teammate and current Miami Dolphins RB Chase Edmonds, Zakelj may have not ended up where he is today. When NFL scouts from all 32 teams came to see Edmonds his senior year, they were struck by the potential Zakelj possessed as a freshman playing offensive line for the first time. The story came full circle when the 49ers drafted the four-year starter five years later in the sixth-round of the 2022 NFL Draft.
- Zakelj earned his Master's Degree in business analytics while at Fordham and is passionate about the subject. Zakelj said if he wasn't in the NFL he'd probably pursue a career in baseball analytics, something he explores in his free time. "Baseball reference is the coolest thing ever. Looking at Barry Bonds' baseball reference page... that 2004 season is so crazy," Zakelj said. "Sites like fangraphs make it so much easier for a causal fan to understand that stuff. As I got further in my studies at Fordham, I was actually able to take that data and analyze it myself."

2023

- Appeared in 4 regular season games on offense and special teams.

2022

- Appeared in 5 regular season games on offense and special teams.

COLLEGE

Appeared in 37 games in five years (2017-21) at Fordham. As a senior in 2021, appeared in 5 games (3 starts) and helped Fordham rank 6th in the FCS in yds. per game (349.7). As a junior in 2019, started all 12 games at LT and helped block for the Patriot League's top-ranked offense (357.2 yds. per game). Appeared in all 11 games as a sophomore in 2018. As a freshman in 2017, appeared in 9 games (8 starts).

ZAKELJ'S GOLDEN NUGGETS

- Last name is pronounced zuh-CAL.
- Played LB at Brecksville-Broadview Heights (OH) HS alongside former Iowa State and current Kansas City Chiefs LB Mike Rose.
- Received All-Patriot-League honors in three consecutive seasons. Was selected to the first-team in 2021 and 2019 and the second team in 2018.
- Member of the Patriot League All-Academic team in 2021.

PERSONAL

- Was a captain of the football team and a member of the National Honor Society at Brecksville-Broadview Heights (OH) HS. Named first-team all-suburban league and Cleveland.com All-Star as a senior in 2016.
- Son of Lois and Stan Zakelj. Has an older brother, Matt, and an older sister, Audrey.
- Majored in finance at Fordham.

INJURY REPORT

2023: Placed on the Injured Reserve List on 11/15 with a bicep injury.

ZAKELJ'S CAREER STATISTICS

GAMES/STARTS – 9/0: 2022 (5/0); 2023 (4/0)
POSTSEASON GAMES/STARTS – 0/0: 2022 (0/0)

Milestones:
NFL Debut: at Car. (10/9/22)

ZAKELJ'S TRANSACTIONS

Originally the first of three sixth-round (187th overall) draft choices by SF in 2022...Placed on the Injured Reserve List on 11/15/23.

2024 SAN FRANCISCO 49ERS DRAFT CLASS



RICKY PEARSALL

14

WR * 6-1 * 189 * FLORIDA

9.9.00 * PHOENIX, AZ * ROOKIE * ACQUIRED D-1 IN '24

GOLDMINE

- Pearsall has been playing sports for as long as he can remember. But his love for football did not start with him throwing around the ball with his father, Rick Sr., instead, it started with something much smaller, Skittles. As a toddler, Pearsall loved to run around and was very fast. His father took notice and thought it would be a good idea to get him involved in sports. "I wanted to show him how to catch with his hands from the get-go. No body catches," said Rick Sr. "So I had a pile of Skittles. I told him, 'Every time you catch it with your hands, you get a Skittle, but you can't eat it, yet. It's going to go in this pile. And if you catch it with your body or drop it, I'm taking your Skittle from you.' So he'd be happy every time he got a Skittle. But when I took it away from him, he'd cry and he'd get really frustrated. And I'd encourage him, 'Hey, just catch with your hands, and you'll get more.'" This motivation proved to be successful in the long run, as Pearsall quickly caught on and developed a strong love for football.



PEARSALL'S GOLDEN NUGGETS

- Has a frenchie named Yogi.
- Has three sisters, Paige, Victoria and Isabella.
- Set the Arizona High School 6A single-game receiving yards record with 342 yards as a junior in 2017.

COLLEGE

Appeared in 55 games (36 starts) over five seasons at Arizona State (2019-21) and Florida (2022-23) and registered 159 receipts for 2,240 yards and 14 TDs through the air to go along with 21 carries for 253 yards and 5 TDs on the ground. In 2023, started 12 games and registered a team-high 65 catches for 965 yards and 4 TDs through the air and 3 carries for 62 yards and 2 TDs on the ground. In 2022, appeared in 13 games (10 starts) and finished with 33 receipts for 661 yards and 5 TDs as well as 8 rushes for 113 yards and 1 TD. In 2021 at Arizona State, appeared in 13 games (11 starts) and caught 48 receipts for 580 yards and a team-high 4 TDs. Also registered 6 carries for 51 yards and 1 TD. Appeared in all 4 games of the shortened 2020 COVID-19 season and registered 6 receipts for 86 yards and 1 TD through the air to go along with 3 carries for 33 yards and 1 TD on the ground. As a true freshman in 2019, appeared in all 13 games and registered 7 receipts for 128 yards.

PERSONAL

- Attended Corona Del Sol (AZ) HS where he was the Arizona Football Coaches Association All-6A First Team selection in 2018.
- Majored in education sciences at the University of Florida.
- Born Ricky Pearsall (9/9/00) in Phoenix, AZ to Ricky Sr. and Erin Pearsall.

PEARSALL'S TRANSACTIONS

Originally a 1st-round (31st overall) draft choice by SF in 2024.



RENARDO GREEN

31

CB × 6-0 × 186 × FLORIDA STATE

11.9.00 × ORLANDO, FL × ROOKIE × ACQUIRED D-2 IN '24

GOLDMINE

- Green was the first of two players that the 49ers drafted from Florida State in 2024, later joined by LB Tatum Bethune. The pair spent two seasons together as integral parts the Florida State defense, which ranked 28th in total defense in 2022.



GREEN'S GOLDEN NUGGETS

- As a high school senior in 2018, Renardo ran a 4.61 40-yard dash and had a 37.5-inch vertical jump.
- Earned Florida State's Most Improved Defensive Player team award as a redshirt junior in 2022.
- Finished his last collegiate season with 14 total PDs, the 4th most in FBS.

COLLEGE

Appeared in 53 games (32 starts) over five years (2019-23) at Florida State and registered 148 tackles, 22 PDs, 1 INT, 7.0 TFLs, 0.5 sack, and 1 FF. As a redshirt senior in 2023, started in 13 games at CB and notched 43 tackles, an ACC-high 13 PDs and 1 INT, earning Second-Team All-ACC honors. In 2022, appeared in 13 games (12 starts) and tallied 58 tackles and 5 PDs, earning Honorable Mention All-ACC. Appeared in 9 games (2 starts) in 2021 and posted 14 tackles and 1 PD. Started in 5 games during the shortened 2020 COVID-19 season and registered 27 tackles, 1 PD and 1 FF. As a freshman in 2019, appeared in 13 games and recorded 6 tackles and 2 PDs.

PERSONAL

- Attended Wekiva (FL) HS where he was a three-star recruit and the 54th-ranked player in Florida.
- Majored in electronic and communications engineering technology at Florida State University.
- Born Renardo Green (11/9/00) in Orlando, FL.

GREEN'S TRANSACTIONS

Originally a 2nd-round (64th overall) draft choice by SF in 2024.



DOMINICK PUNI

77

OL * 6-5 * 313 * KANSAS

2.24.00 * ST. CHARLES, MO * ROOKIE * ACQUIRED D-3 IN '24

GOLDMINE

- Puni comes from an extremely close and athletic family. Both of his parents played sports in college at Truman State, with his father playing football and his mother playing volleyball. In addition to his parents, he has two brothers, Devin and Derrick, both of which he had the opportunity to play with during his time at Central Missouri. He also has a sister, Brianna, who played basketball at Illinois State (2011-13) and Eastern Michigan (2013-15).



PUNI'S GOLDEN NUGGETS

- Is cousins with Buffalo Bills DL A.J. Epenesa, who played collegiately at Iowa and was a second-round pick (54th overall) in the 2020 NFL Draft.
- In addition to football, Puni played four years of volleyball and competed in track and field as a senior in high school.

COLLEGE


Appeared in 42 games (38 starts) over six seasons at Central Missouri (2018-21) and Kansas (2022-23). As a redshirt senior in 2023, started in 12 games and earned AP First-Team All-Big 12 honors. As a redshirt junior in 2022, was named All-Big 12 Honorable Mention after starting in 12 games. In 2019, started in 13 games for Central Missouri and earned All-MIAA Honorable Mention. As a true freshman in 2018, appeared in 7 games (3 starts).

PERSONAL

- Attended Francis Howell Central (MO) HS where he did not allow a single sack during his high school career.
- Born Dominick Puni (2/24/00) to Teu and Jessica Puni in St. Charles, MO.

PUNI'S TRANSACTIONS

Originally a 3rd-round (86th overall) draft choice by SF in 2024.



MALIK MUSTAPHA

43

S * 5-10 * 206 * WAKE FOREST

6.25.02 * CHARLOTTE, NC * ROOKIE * ACQUIRED D-4A IN '24

GOLDMINE

- Long before being drafted by the team, Mustapha has been a fan of the 49ers. Growing up in a house full of Dallas Cowboys fans, he decided he wanted to find a different team to root for. At a young age, he started playing Madden and found that he loved utilizing former 49ers RB Frank Gore. The game sparked his love for the team and which stuck with him, making draft day a full-circle moment for him.



MUSTAPHA'S GOLDEN NUGGETS

- Served as team captain his senior year at Wake Forest University in 2023.
- Helped Weddington (NC) HS win a state championship in 2019 when he blocked a kick in the second half of the championship game.

COLLEGE

Appeared in 39 games (22 starts) over four years at Wake Forest (2021-23) and Richmond (2020-21) and registered 192 tackles, 10 PDs, 3 INTs, 15.0 TFLs, 4.0 sacks, 4 FFs and 2 FRs. As a redshirt junior in 2023, started all 12 games at S and notched 80 tackles, 3 PDs, 1 INT, 0.5 sack and 1 FF as a team captain. In 2022, started all 10 games and tallied 58 tackles, 3 PDs and 2 FFs, helping Wake Forest earn its second-consecutive bowl game with a victory over Missouri in the Gasparilla Bowl. Appeared in 13 games as a redshirt freshman in 2021 and posted 37 tackles, 4 PDs, 2 INTs, 1 FF and 2 FRs, helping the Demon Deacons earn the ACC Atlantic Division and Gator Bowl titles. As a true freshman, appeared in four games during the shortened 2020 COVID-19 season and registered 17 tackles.

PERSONAL

- Attended Weddington (NC) HS where he was named AP first-team all-conference and first-team all-state.
- Born Malik Mustapha (6/25/02) in Charlotte, NC.

MUSTAPHA'S TRANSACTIONS

Originally the first of three 4th-round (124th overall) draft choices by SF in 2024.



ISAAC GUERENDO

49

RB * 6-0 * 221 * LOUISVILLE

6.28.00 * CLAYTON, IN * ROOKIE * ACQUIRED D-4B IN '24

GOLDMINE

- In high school, Guerendo was a three-sport athlete, competing in football, basketball and track and field. Outside of football, track and field was something he was not only very passionate about, it was also something he was very talented in. Guerendo is a three-time state champion in the sport, winning the long jump (24-5 1/4) title as a junior and 100 meters (10.51) and 4x100 relay (41.28) crowns as a senior. Additionally, he led his school to its first ever state championship victory in track and field.



GUERENDO'S GOLDEN NUGGETS

- Registered the fastest 40-yard dash time among RBs at the 2024 NFL Combine with a 4.33.
- Received Indiana's Mr. Football position award in high school as the state's top wide receiver as a senior.
- One of just 14 people in the US with the last name Guerendo.

COLLEGE

Appeared in 40 games (1 start) over five seasons at Louisville (2023-24) and Wisconsin (2018-22) and registered 231 carries for 1,392 yards (6.0 avg.) and 17 TDs. As a redshirt senior in 2023, appeared in 14 games (1 start) at RB and registered 132 carries for 810 yards (6.1 avg.) and 11 TDs. In 2022 at Wisconsin, appeared in 12 games and tallied 64 carries for 385 yards (6.0 avg.) and 5 TDs, earning Honorable Mention All-Big Ten Special Teams (KR). Appeared in 4 games as a junior in 2021 and posted 23 carries for 160 yards (7.0 avg.) and 1 TD. Played in one game during the shortened 2020 COVID-19 season and registered 11 carries for 36 yards (1.0 avg.). As a redshirt freshman in 2019, appeared in six games.

PERSONAL

- Attended Avon (IN) HS.
- Earned his master's degree in personal finance at Louisville.
- Born Isaac Guerendo (6/28/00) in Clayton, IN to parents Jen and Mario Guerendo.

GUERENDO'S TRANSACTIONS

Originally the second of three 4th-round (129th overall) draft choices by SF in 2024.



JACOB COWING

83

WR × 5-9 × 171 × ARIZONA

2.4.01 × MARICOPA, AZ × ROOKIE × ACQUIRED D-4C IN '24

GOLDMINE

- Even before draft night, Cowing was a fan of the 49ers. “Growing up playing football, the 49ers were always one of my dream teams when watching the NFL,” Cowing said. “This is kind of just a full circle moment. Fulfilling my dreams, being picked up by one of my dream teams.” Cowing spent his childhood looking up to the best receivers in the game, including 49ers legend and Pro Football Hall of Famer, Jerry Rice.

COWING'S GOLDEN NUGGETS

- Has a son, Chase Henry Cowing.
- Finished his collegiate career as just the 22nd player in FBS history to register 4,000-or-more receiving yards.
- Owns the single-season program record for receiving TDs at Arizona with 13.

COLLEGE

Appeared in 54 games (45 starts) over five seasons at Arizona (2022-23) and Texas-El Paso (2019-21) and registered 316 catches for 4,477 yards and 33 TDs. In 2023, appeared in 13 games (12 starts) and tallied 90 receipts. for 848 yards and a program record 13 TDs, earning All-Pac-12 Honorable Mention for the second-consecutive season. He was also named the Valero Alamo Bowl Offensive MVP after recording 152 yards and 2 TDs on 7 receipts. In 2022, earned All-Pac-12 Honorable Mention after leading the conference with 85 receipts. for 1,034 yards and 7 TDs. At UTEP in 2021, hauled in 69 receipts. for 1,354 yards and 7 TDs, earning First-Team All-Conference USA honors. During the shortened 2020 COVID-19 season, registered 41 receipts. for 691 yards and 3 TDs, earning Second-Team All-Conference USA honors. As a true freshman in 2019, appeared in 12 games (7 starts) and registered 31 receipts. for 550 yards and 3 TDs, leading all C-USA freshmen

PERSONAL

- Attended Maricopa (AZ) HS where he earned three varsity letters.
- Born Jacob Henry Cowing (2/4/01) to parents Monte Cowing and Nycole Parker.

COWING'S TRANSACTIONS

Originally the third of three 4th-round (135th overall) draft choices by SF in 2024.



JARRETT KINGSTON


62

OL * 6-4 * 308 * SOUTHERN CALIFORNIA

12.2.99 * ANDERSON, CA * ROOKIE * ACQUIRED D-6 IN '24

GOLDMINE

- While Kingston was born and raised just three hours north of the San Francisco Bay Area, in Anderson, CA, he grew up a fan of Southern California football. Playing for USC was something he dreamed of since childhood, naming that he became a fan of the Trojans because of his family ties to Los Angeles. Transferring to USC for his final collegiate season allowed him to realize that dream for both himself, and his grandma, who he states is a major fan of the team.



KINGSTON'S GOLDEN NUGGETS

- Won the California state championship in the discus throw (156-1) as a junior in high school.
- Earned a certificate in gerontology, the study of social, cultural, psychological, cognitive and biological aspects of aging, from USC.
- Has two brothers, Grant and Trent.

COLLEGE

Appeared in 49 games (38 starts) over six seasons at Southern California (2023-24) and Washington State (2018-22). As a redshirt senior in 2023, started in 12 games on an offensive line that helped the Southern California offense average 469.7 yards per game, the 11th-most in the FBS. In 2022 at Washington State, started in 9 games and earned All-Pac-12 Honorable Mention. Started in all 13 games in 2021, helping the Cougars make an appearance in the Sun Bowl. Appeared in 10 games in 2019 and one game as a true freshman in 2018.

PERSONAL

- Attended Anderson (CA) HS where he was All-CIF Northern Section first-team as a junior and named to the All-NorCal Offense team as a senior.
- Earned his bachelor's degree in social science from Washington State.
- Married to wife, Tori.
- Born Jarrett Kingston (12/2/99) in Anderson, CA, to Bill and Heather Kingston.

KINGSTON'S TRANSACTIONS

Originally a 6th-round (215th overall) draft choice by SF in 2024.



TATUM BETHUNE

48

LB * 6-0 * 230 * FLORIDA STATE

2.19.01 * MIAMI, FL * ROOKIE * ACQUIRED D-7 IN '24

GOLDMINE

- Many athletes come from a family of other athletes. For Bethune, the case was different. He comes from a family of academics. Bethune's parents are both educators, but the person who set the precedent for this line of work that runs in his family was his great-aunt, Mary McLeod Bethune, who founded Bethune-Cookman University. Originally an all-girls school, the historically black college was founded in 1904 in Florida. The rich history of education in his family was passed on to Bethune as well. "I came from a family where education was a huge thing," Bethune said. "[The main goal is] to get my degree and make sure my grades are straight. And that's always the main focus. Growing up, school was always the priority."



BETHUNE'S GOLDEN NUGGETS

- Both of his parents work in education with his father, Gregory, being a longtime principal at Miami Central and current administrator for the Miami-Dade County Public Schools. His mother, Shovon, is a guidance counselor at Miami Jackson High.
- Was the recipient of the Monk Bonasorte Award in 2022 at Florida State, given to the defensive player who displays the most heart on the field.

COLLEGE

Appeared in 61 games (37 starts) over five seasons at Florida State (2022-23) and Central Florida (2019-21) and registered 339 tackles, 28.0 TFLs, 7.5 sacks, 10 PDs, 4 INTs and 2 FFs. In 2023, appeared in 13 games (10 starts) and recorded a team-high 70 tackles, 5.5 TFLs, 3 PDs and 1 INT, earning Third-Team All-ACC honors. In 2022, appeared in 13 games (11 starts) and tallied 84 tackles, 9.5 TFLs, 3.0 sacks and 1 FR, Honorable Mention All-ACC. Started in 11 games at Central Florida in 2021 and registered a team-high 101 tackles, 5.5 TFLs, 2.0 sacks, 2 INTs and 1 FF, earning Honorable Mention All-AAC. As a sophomore in 2020, appeared in 10 games and registered 57 tackles, 7.0 TFLs, 2.5 sacks, 2 PDs and 1 INT. As a true freshman in 2019, appeared in 13 games and finished with 20 tackles, 1 PD and 1 FF.

PERSONAL

- Attended Miami Central (FL) HS where he was the 94th-ranked ranked outside linebacker in the nation.
- Majored in sports and exercise science at University of Central Florida before transferring to Florida State.
- Born Tatum Bethune (2/19/01) in Miami, FL, to parents Greg and Shovon Bethune.

BETHUNE'S TRANSACTIONS

Originally a 7th-round (251st overall) draft choice by SF in 2024.

ROOKIE FREE AGENTS



**EVAN
ANDERSON**

66

6-3 × 326 × DL

FLORIDA ATLANTIC

Appeared in 39 games during four years at Florida Atlantic (2020-23) and registered 145 tackles, 20.0 TFLs, 7.0 sacks, 2 PDs and 3 FRs. In 2023, appeared in 12 games and registered 57 tackles, 5.5 TFLs, 3.5 sacks, 1 PD and 1 FF, earning Third-Team All-AAC honors. In 2022, played in 7 games and tallied 27 tackles, 4.5 TFLs and 1.0 sack, earning Second-Team All-C-USA honors. As a redshirt freshman in 2021, played in 12 games and notched 40 tackles, 8.0 TFLs, 1.0 sack, 1 PD and 1 FR, earning C-USA Honorable Mention honors. Appeared in 8 games during the shortened 2020 COVID-19 season and registered 21 tackles, 2.0 TFLs, 1.5 sacks and 1 FR. Born 2/14/02 in West Orlando, FL.



**TANNER
MORDECAI**

4

6-2 × 218 × QB

WISCONSIN

Appeared in 46 games (34 starts) over six seasons at Wisconsin (2023), Southern Methodist (2021-22) and Oklahoma (2018-20) and completed 850 of his 1,281 passing atts. for 9,856 yds. and 85 TDs as well as 238 rushes for 657 yds. and 8 TDs. In 2023 at Wisconsin, started in 10 games and completed 204 of 314 passing atts. for 2,066 yds. and 9 TDs and added 90 rushes for 302 yds. and 4 TDs on the ground. In 2022 at Southern Methodist, started in 12 games and completed 288 of 444 passing atts. for 3,524 yds. and 33 TDs and added 59 carries for 100 yds. and 2 TDs on the ground. As a junior in 2021, started in all 12 contests and completed 308 of 454 passing atts. and an AAC-leading 39 TDs and added 74 carries for 202 yds. and 2 TDs on the ground, earning Second Team All-AAC honors. In 2020 at Oklahoma, he appeared in 4 games and completed 32 of 40 passing atts. for 395 yds. and 2 TDs. As a redshirt freshman in 2019, he appeared in 6 games and completed 16 of 26 passing atts. for 207 yds. and 2 TDs and added 4 carries for 16 yds. As a true freshman in 2018, he appeared in 2 games and completed 2 passing atts. for 37 yds. Born 11/8/99 in Waco, TX.



**JAYLEN
MAHONEY**

49

5-11 × 200 × S

VANDERBILT

Appeared in 54 games (45 starts) over five seasons at Vanderbilt (2019-23) and registered 247 tackles, 4.0 sacks, 1 FF, 22 PDs, 4 INTs and 1 FF. In 2023, appeared in 11 games (11 starts) and registered 59 tackles and a team-high 6 PDs as a team captain. In 2022, started in all 11 games and registered 55 tackles, 1.0 sack, 5 PDs and 1 INT. As a junior in 2021, started in all 12 games and registered 53 tackles, 2.0 sacks, 1 FF, 6 PDs and 2 INTs. Started in all 8 games of the 2020 COVID-19 shortened season and registered 57 tackles and 2 PDs. As a true freshman in 2019, appeared in 12 games (3 starts) and registered 23 tackles, 1.0 sack, 3 PDs and 1 INT. Born 11/19/00 in Rock Hill, SC.



**DRAKE
NUGENT**

66

6-1 × 298 × OL

MICHIGAN

Appeared in 42 games (39 starts) over five seasons at Stanford (2019-22) and Michigan (2023). As a redshirt senior in 2023, started all 15 games on an offensive line that helped the Michigan offense average 35.9 points per game and win the College Football Playoff National Championship, earning First-Team All-Big Ten honors. Transferred to Michigan from Stanford. As a redshirt junior in 2022, received All-Pac-12 Honorable Mention honors after starting in all 12 games. In the 2021 season as a redshirt sophomore, started in all 12 games and received All-Pac-12 Honorable Mention honors. Redshirted in 2019 and 2020. Born 2/9/01 in Lone Tree, CO.



**BRIASON
MAYS**

69

6-4 × 295 × OL

SOUTHERN MISSISSIPPI

Appeared in 41 games (31 starts) over five seasons at Southern Mississippi (2021-23) and West Virginia (2018-20). As a redshirt senior in 2023, appeared in 6 games on an offensive line that helped the Golden Eagles average 162.6 rushing yards per game, ranking sixth in the Sun Belt Conference. In 2022, started in 11 contests and made the transition from center to tackle. As a redshirt sophomore in 2021, appeared in 11 games (6 starts). Appeared in 8 games during the 2020 COVID-19 season. As a redshirt freshman in 2019, started in 7 games for the Mountaineers. Born 2/11/00 in Bolivar, TN.



TERIQUE OWENS **84**

6-3 × 193 × WR

MISSOURI STATE

Appeared 38 games (2 starts) over six seasons (2018-23) at Missouri State (2021-23), Florida Atlantic (2019-20) and Contra Costa (CA) Community College (2018) and registered 61 receipts. for 1,071 yds. and 6 TDs. As a redshirt senior in 2023, appeared in 10 games (2 starts) and tallied 28 receipts. for 528 yds. and 4 TDs. In 2022, appeared in 10 games and notched 13 receipts. for 171 yds., averaging 17.1 yds. per receipt. In 2021, appeared in 7 games and registered 5 catches for 66 yds. As a redshirt sophomore in 2020, appeared in 4 games. Did not play the 2019 season as he took a redshirt year. As a true freshman in 2018, appeared in 7 games at Contra Costa College and registered 15 receipts. for 306 yds. Born 9/25/99 in Fremont, CA.



CODY SCHRADER **38**

5-8 × 202 × RB

MISSOURI

Appeared in 55 games over six seasons (2018-23) at Missouri (2022-23) and Truman State (2018-21) and registered 925 carries for 5,455 yds. (5.9 avg.) and 62 TDs as well as 101 receipts. for 825 yds. and 2 TDs. In 2023, appeared in 13 games and registered 276 rushes for a program record 1,627 yds. (5.9 avg.) and 14 TDs as well as 22 receipts. for 191 yds., earning AP First-Team All-America and First-Team All-SEC honors. In 2022, appeared in all 13 games and registered 170 rushes for a team-high 744 yds. (4.4 avg.) and 9 TDs as well as 19 receipts. for 137 yds. As a redshirt sophomore at Truman State in 2021, appeared in 12 games and led Division II with 2,074 yds. on 300 carries (6.9 avg.) and 25 TDs as well as 22 receipts. for 214 yds. and 1 TD, earning GLVC Co-Offensive Player of the Year and First-Team All-GLVC honors. Played in 4 games during the shortened 2020 COVID-19 season and registered 83 carries for 405 yds. (4.9 avg.) and 7 TDs to go along with 8 receipts. for 52 yds. As a redshirt freshman in 2019, appeared in 12 games and recorded 96 carries for 605 yds. (6.4 avg.) and 7 TDs as well as 30 receipts. for 231 yds. and 1 TD. Did not play in the 2018 season as he took a redshirt year. Born 9/8/99 in St. Louis, MO.



MASON PLINE **89**

6-6 × 254 × TE

FURMAN

Appeared in 38 games over three seasons at Ferris State (2021-22) and Furman (2023) and registered 36 receipts. for 323 yds. and 6 TDs. In the 2023 season, appeared in 13 games and registered 32 receipts. for 287 yds. and 4 TDs. As a senior in 2022, appeared in 11 games and registered 2 receipts. for 6 yds. Appeared in all 14 games as a junior in the 2021 season, registering 2 receipts. for 30 yds. and 2 TDs. Was part of two Division II National Championship teams at Ferris State (2021-22). Born 2/5/00 in Fowler, MI.

2023 SAN FRANCISCO 49ERS REGULAR SEASON STATISTICS

Date	W/L	Score	Opponent	Attendance	Rushing	No	Yds	Avg	Long	TD
9/10	W	30-7	at Pittsburgh	67,679	C.McCaffrey	272	1,459	5.4	72	14
9/17	W	30-23	at Los Angeles Rams	74,742	E.Mitchell	75	281	3.7	18	2
9/21	W	30-12	New York Giants	71,593	D.Samuel Sr.	37	225	6.1	23t	5
10/1	W	35-16	Arizona	71,521	J.Mason	40	206	5.2	26t	3
10/8	W	42-10	Dallas	71,617	B.Purdy	39	144	3.7	17	2
10/15	L	17-19	at Cleveland	67,431	R.McCloud III	3	30	10.0	15	0
10/23	L	17-22	at Minnesota	66,975	T.Davis-Price	6	21	3.5	15	0
10/29	L	17-31	Cincinnati	71,655	S.Darnold	21	15	0.7	9	1
11/12	W	34-3	at Jacksonville	69,271	K.Juszczyk	5	6	1.2	3	0
11/19	W	27-14	Tampa Bay	71,607	G.Kittle	1	2	2.0	2	0
11/23	W	31-13	at Seattle	68,702	49ers	499	2,389	4.8	72	27
12/3	W	42-19	at Philadelphia	69,879	Opponents	369	1,525	4.1	49t	10
12/10	W	28-16	Seattle	71,816	Receiving	No	Yds	Avg	Long	TD
12/17	W	45-29	at Arizona	63,967	B.Aiyuk	75	1,342	17.9	76t	7
12/25	L	19-33	Baltimore	71,812	C.McCaffrey	67	564	8.4	41t	7
12/31	W	27-10	at Washington	64,424	G.Kittle	65	1,020	15.7	66t	6
1/7	L	20-21	Los Angeles Rams	71,624	D.Samuel Sr.	60	892	14.9	54t	7

Team Statistics	49ers	Opponents
Total First Downs	383	319
Rushing	147	97
Passing	207	190
Penalty	29	32
3rd Down: Made/Att	85/179	88/215
3rd Down Pct.	47.5%	40.9%
4th Down: Made/Att	7/13	14/28
4th Down Pct.	53.8%	50.0%
Possession Avg.	31:08	28:52
Total Net Yards	6,773	5,167
Avg. Per Game	398.4	303.9
Total Plays	1,024	1,038
Avg. Per Play	6.6	5.0
Net Yards Rushing	2,389	1,525
Avg. Per Game	140.5	89.7
Total Rushes	499	369
Net Yards Passing	4,384	3,642
Avg. Per Game	257.9	214.2
Sacked/Yards Lost	34/193	48/307
Gross Yards	4,577	3,949
Attempts/Completions	491/336	621/410
Completion Pct.	68.4%	66.0%
Had Intercepted	12	22
Punts/Average	52/47.7	62/49.2
Net Punting Avg.	42.7	43.2
Penalties/Yards	101/933	94/762
Fumbles/Ball Lost	16/6	16/6
Touchdowns	61	31
Rushing	27	10
Passing	33	20
Returns	1	1

Receiving	No	Yds	Avg	Long	TD
B.Aiyuk	75	1,342	17.9	76t	7
C.McCaffrey	67	564	8.4	41t	7
G.Kittle	65	1,020	15.7	66t	6
D.Samuel Sr.	60	892	14.9	54t	7
J.Jennings	19	265	13.9	31	1
K.Juszczyk	14	119	8.5	22t	2
R.McCloud III	12	135	11.3	41	0
R.Bell	6	68	11.3	20	3
E.Mitchell	6	14	2.3	9	0
C.Conley	3	69	23.0	48	0
C.Woerner	3	32	10.7	20	0
J.Mason	3	31	10.3	13	0
W.Snead IV	2	14	7.0	9	0
R.Dwelle	1	12	12.0	12	0
49ers	336	4,577	13.6	76t	33
Opponents	410	3,949	9.6	60t	20

Interceptions	No	Yds	Avg	Long	TD
C.Ward	5	91	18.2	66t	1
F.Warner	4	63	15.8	32	0
D.Lenoir	3	49	16.3	28	0
T.Hufanga	3	48	16.0	28	0
J.Brown	2	0	0.0	0	0
T.Gipson Sr.	1	26	26.0	26	0
O.Burks	1	11	11.0	11	0
I.Oliver	1	3	3.0	3	0
A.Thomas	1	2	2.0	2	0
T.Hawkins	1	0	0.0	0	0
D.Greenlaw	0	16	0.0	16	0
49ers	22	309	14.0	66t	1
Opponents	12	111	9.3	22	1

Punting	No	Yds	Avg	Net	TB	In	Lg	B
M.Wishnowsky	52	2,480	47.7	42.7	2	26	67	0
49ers	52	2,480	47.7	42.7	2	26	67	0
Opponents	62	3,049	49.2	43.2	5	20	72	0

Punt Returns	Ret	FC	Yds	Avg	Long	TD
R.McCloud III	24	9	203	8.5	19	0
R.Bell	10	4	70	7.0	17	0
49ers	34	13	273	8.0	19	0
Opponents	22	13	220	10.0	51	0

Kickoff Returns	No	Yds	Avg	Long	TD
R.McCloud III	10	225	22.5	34	0
D.Samuel Sr.	6	154	25.7	34	0
J.Mason	2	40	20.0	28	0
K.Juszczyk	1	18	18.0	18	0
J.Mason	1	12	12.0	12	0
R.Bell	1	0	0.0	0	0
49ers	20	437	21.9	34	0
Opponents	32	746	23.3	66	0

Field Goals	1-19	20-29	30-39	40-49	50+
J.Moody	0/0	7/7	8/9	4/6	2/3
49ers	0/0	7/7	8/9	4/6	2/3
Opponents	0/0	8/8	5/5	9/10	7/10

Fumbles Lost: C.McCaffrey 2, B.Purdy 2, B.Aiyuk 1, S.Darnold 1 **Total: 6**
Opponent Fumble Recoveries: R.Bell 1, N.Bosa 1, C.Ferrell 1, K.Givens 1, I.Oliver 1, A.Thomas 1 **Total: 6**

Score By Periods	Q1	Q2	Q3	Q4	OT	Pts
49ers	115	152	97	127	0	491
Opponents	63	96	79	60	0	298

Scoring	TD	Ru	Pa	Rt	PAT	FG	2Pt	Pts
C.McCaffrey	21	14	7	0	0/0	0/0	0	126
J.Moody	0	0	0	0	60/61	21/25	0	123
D.Samuel Sr.	12	5	7	0	0/0	0/0	0	72
B.Aiyuk	7	0	7	0	0/0	0/0	0	42
G.Kittle	6	0	6	0	0/0	0/0	0	36
R.Bell	3	0	3	0	0/0	0/0	0	18
J.Mason	3	3	0	0	0/0	0/0	0	18
K.Juszczyk	2	0	2	0	0/0	0/0	0	12
E.Mitchell	2	2	0	0	0/0	0/0	0	12
B.Purdy	2	2	0	0	0/0	0/0	0	12
S.Darnold	1	1	0	0	0/0	0/0	0	6
J.Jennings	1	0	1	0	0/0	0/0	0	6
C.Ward	1	0	0	1	0/0	0/0	0	6
49ers	61	27	33	1	60/61	21/25	0	491
Opponents	31	10	20	1	23/25	29/33	1	298

2-Pt. Conversions: 49ers 0/0, Opponents 1/6
Sacks:
49ers: N.Bosa 10.5, J.Hargrave 7.0, A.Armstead 5.0, C.Ferrell 3.5, J.Kinlaw 3.5, D.Jackson 3.0, R.Gregory 2.5, C.Young 2.5, F.Warner 2.5, K.Givens 1.5, D.Greenlaw 1.5, O.Burks 1.0, R.Beal Jr. 1.0, R.Davis 1.0, T.Gipson Sr. 1.0, K.Hyder Jr. 1.0 **Total: 48.0 Opponents: 32.0**

Passing	Att	Cmp	Yds	Cmp%	Yds/Att	TD	TD%	Int	Int%	Long	Sack/Lost	Rating
B.Purdy	444	308	4,280	69.4%	9.6	31	7.0%	11	2.5%	76t	28/153	113.0
S.Darnold	46	28	297	60.9%	6.5	2	4.3%	1	2.2%	48	6/40	85.2
D.Samuel Sr.	1	0	0	0.0%	0.0	0	0.0%	0	0.0%	0	0/0	39.6
49ers	491	336	4,577	68.4%	9.3	33	6.7%	12	2.4%	76t	34/193	110.2
Opponents	621	410	3,949	66.0%	6.4	20	3.2%	22	3.5%	60t	48/307	79.6

2023 DEFENSIVE & SPECIAL TEAMS STATISTICS

DEFENSIVE STATISTICS

PLAYER	Total	TACKLES		For Loss	Quarterback Sacks	INT	PD	FF	FR
		Solo	Ast						
F. Warner	132	82	50	6	2.5	4	11	4	0
D. Greenlaw	120	75	45	5	1.5	0	4	0	0
D. Lenoir	84	58	26	1	0.0	3	10	0	0
C. Ward	72	56	16	2	0.0	5	23	1	0
T. Gipson Sr.	60	41	19	3	1.0	1	3	0	0
I. Oliver	58	43	15	2	0.0	1	2	0	1
N. Bosa	53	34	19	16	10.5	0	4	2	1
T. Hufanga	51	39	12	1	0.0	3	3	0	0
O. Burks	45	29	16	3	1.0	1	1	0	0
J. Hargrave	44	25	19	8	7.0	0	2	0	0
A. Thomas	41	34	7	0	0.0	1	7	1	1
J. Brown	34	21	13	0	0.0	2	4	0	0
C. Ferrell	28	15	13	6	3.5	0	1	1	1
A. Armstead	27	15	12	4	5.0	0	0	0	0
J. Kinlaw	25	13	12	4	3.5	0	3	0	0
K. Givens	23	13	10	3	1.5	0	1	0	1
D. Flannigan-Fowles	17	10	7	4	0.0	0	1	0	0
L. Ryan	12	8	4	1	0.0	0	0	0	0
R. Gregory	11	10	1	4	2.5	0	0	0	0
C. Young	10	5	5	1	2.5	0	1	0	0
D. Jackson	7	4	3	2	3.0	0	1	0	0
S. Joseph-Day	5	4	1	0	0.0	0	0	0	0
D. Luter Jr.	5	3	2	0	0.0	0	0	0	0
D. Winters	5	5	0	0	0.0	0	1	0	0
R. Beal Jr.	4	1	3	1	1.0	0	0	0	0
T. Hawkins	4	3	1	0	0.0	1	1	0	0
K. Sheffield	3	3	0	1	0.0	0	0	0	0
S. Womack III	3	3	0	0	0.0	0	0	0	0
T. McGill	2	1	1	0	0.0	0	0	1	0
G. Odum	2	1	1	0	0.0	0	0	0	0
A. Bryant	1	0	1	0	0.0	0	0	0	0
K. Davis	1	1	0	1	1.0	0	0	0	0
K. Hyder Jr.	1	1	0	1	1.0	0	0	0	0
S. Jean-Charles	1	1	0	0	0.0	0	0	0	0
C. Robinson	1	1	0	0	0.0	0	0	0	0
B. Willis	1	1	0	0	0.0	0	0	0	0
TOTALS	993	659	334	80	48.0	22	84	10	5

SPECIAL TEAMS

PLAYER	Tot	Solo	Ast	FF	FR
G. Odum	10	5	5	0	0
C. Woerner	10	6	4	0	0
J. Mason	9	4	5	0	0
I. Oliver	9	5	4	0	0
D. Winters	5	1	4	0	0
S. Womack III	4	3	1	0	0
R. Bell	3	2	1	0	0
S. Jean-Charles	3	2	1	0	0
D. Flannigan-Fowles	2	2	0	0	0
D. Luter Jr.	2	1	1	0	0
C. Robinson	2	2	0	0	0
A. Thomas	2	1	1	0	0
R. Beal Jr.	1	1	0	0	0
J. Brown	1	1	0	0	0
J. Graham	1	1	0	0	0
L. Ryan	1	1	0	0	0
K. Sheffield	1	1	0	0	0
O. Burks	1	0	1	0	0
R. Dwelley	1	0	1	0	0
T. Hufanga	1	0	1	0	0
J. McNichols	1	0	1	0	0
TOTALS	70	39	31	0	0

SACKS (48.0)

N. Bosa (10.5) – 1.0 vs. NYG, 0.5 vs. Dal., 1.0 at Cle., 0.5 vs. Cin., 1.5 at Jax., 1.5 vs. TB, 2.0 at Sea., 1.5 vs. Sea., 1.0 at Arz.
J. Hargrave (7.0) – 1.0 at Pit., 1.0 vs. NYG, 1.0 vs. Arz., 1.5 at Jax., 1.5 at Sea., 1.0 vs. Bal.
A. Armstead (5.0) – 0.5 vs. Dal., 2.0 vs. Cin., 0.5 at Jax., 1.0 vs. TB, 1.0 at Sea.
C. Ferrell (3.5) – 0.5 vs. Cin., 1.0 at Jax., 1.0 vs. Sea., 1.0 at Was.
J. Kinlaw (3.5) – 2.0 at Phi., 0.5 vs. Sea., 1.0 at Arz.
D. Jackson (3.0) – 3.0 at Pit.
R. Gregory (2.5) – 1.0 at Cle., 1.0 vs. Sea., 0.5 vs. Bal.
F. Warner (2.5) – 1.0 at LAR, 1.0 vs. Dal., 0.5 at Arz.
C. Young (2.5) – 0.5 at Jax., 1.0 vs. TB, 0.5 at Arz., 0.5 vs. Bal.
K. Givens (1.5) – 1.0 vs. Dal., 0.5 at Sea.
D. Greenlaw (1.5) – 1.0 vs. Dal., 0.5 vs. TB
R. Beal Jr. (1.0) – 1.0 vs. LAR
O. Burks (1.0) – 1.0 vs. LAR
K. Davis (1.0) – 1.0 at Phi.
K. Hyder Jr. (1.0) – 1.0 at Pit.
T. Gipson Sr. (1.0) – 1.0 at Sea.

INTERCEPTIONS (22)

C. Ward (5) – 1–9 at Pit., 1–0 at Min., 2–79 at Arz., 1–3 at Was.
F. Warner (4) – 1–12 vs. Dal., 1–32 at Cle., 1–22 at Jax., 1–3 vs. Sea.
T. Hufanga (3) – 1–28 at Pit., 1–8 vs. NYG, 1–12 at Jax.
D. Lenoir (3) – 1–3 at LAR, 1–28 at Cle., 1–0 at Was.
J. Brown (2) – 1–0 vs. TB, 1–0 vs. Sea.
O. Burks (1) – 1–11 vs. Dal.
T. Gipson Sr. (1) – 1–26 vs. Dal.
T. Hawkins (1) – 1–0 vs. LAR
I. Oliver (1) – 1–21 at LAR
A. Thomas (1) – 1–2 at Sea.

TOUCHDOWNS (1)

C. Ward (1) – 66-yd. INT return at Arz.

SINGLE-GAME BESTS

Tackles: 13, Fred Warner at Min.
Tackles For Loss: 3, last by Demetrius Flannigan-Fowles vs. LAR
Sacks: 3.0 by Drake Jackson at Pit.
Interceptions: 2, Charvarius Ward at Arz.
Passes Defensed: 4 by Charvarius Ward at Phi.
Forced Fumbles: 1, last by Fred Warner vs. TB
Fumble Recoveries: 1, last by Clelin Ferrell vs. TB
Special Teams Tackles: 4 by George Odum vs. Dal.

2023 SAN FRANCISCO 49ERS POSTSEASON STATISTICS

Date	W/L	Score	Opponent	Attendance	Rushing	No	Yds	Avg	Long	TD							
1/20	W	24-21	Green Bay	71,824	C.McCaffrey	59	268	4.5	39t	4							
1/28	W	34-31	Detroit	71,834	B.Purdy	14	74	5.3	21	0							
2/11	L	22-25 (OT)	at Kansas City	61,629	E.Mitchell	6	15	2.5	7	1							
					D.Samuel Sr.	6	15	2.5	9	0							
					K.Juszczyk	2	5	2.5	3	0							
					J.Jennings	1	-1	-1.0	-1	0							
Team Statistics					49ers												
Total First Downs					65												
Rushing					23												
Passing					39												
Penalty					3												
3rd Down: Made/Att					19/40												
3rd Down Pct.					47.5%												
4th Down: Made/Att					1/2												
4th Down Pct.					50.0%												
Possession Avg.					30:54												
Total Net Yards					1,151												
Avg. Per Game					383.7												
Total Plays					201												
Avg. Per Play					5.7												
Net Yards Rushing					376												
Avg. Per Game					125.3												
Total Rushes					88												
Net Yards Passing					775												
Avg. Per Game					258.3												
Sacked/Yards Lost					4/20												
Gross Yards					795												
Attempts/Completions					109/67												
Completion Pct.					61.5%												
Had Intercepted					1												
Punts/Average					10/48.9												
Net Punting Avg.					45.1												
Penalties/Yards					15/143												
Fumbles/Ball Lost					2/2												
Touchdowns					9												
Rushing					5												
Passing					4												
Returns					0												
Score By Periods																	
49ers					Q1	Q2	Q3	Q4	OT	Pts							
Opponents					17	16	25	13	6	77							
Scoring					TD	Ru	Pa	Rt	PAT	FG	2Pt	Pts					
C.McCaffrey					5	4	1	0	0/0	0/0	0	30					
J.Moody					0	0	0	0	8/9	6/8	0	26					
B.Aiyuk					1	0	1	0	0/0	0/0	0	6					
J.Jennings					1	0	1	0	0/0	0/0	0	6					
G.Kittle					1	0	1	0	0/0	0/0	0	6					
E.Mitchell					1	1	0	0	0/0	0/0	0	6					
49ers					9	5	4	0	8/9	6/8	0	80					
Opponents					8	3	5	0	6/6	7/8	1	77					
2-Pt. Conversions:					49ers 0/0, Opponents 1/1												
Sacks:					49ers: N.Bosa 2.0, A.Armstead 1.0, J.Hargrave 1.0, C.Young 1.0 Total: 5.0												
Opponents: 4.0																	
Passing					Att	Cmp	Yds	Cmp%	Yds/Att	TD	TD%	Int	Int%	Long	Sack/Lost	Rating	
B.Purdy					108	66	774	61.1%	7.2	3	2.8%	1	0.9%	51	4/20	88.3	
J.Jennings					1	1	21	100.0%	21.0	1	100.0%	0	0.0%	21t	0/0	158.3	
49ers					109	67	795	61.5%	7.3	4	3.7%	1	0.9%	51	4/20	92.1	
Opponents					121	80	800	66.1%	6.6	5	4.1%	3	2.5%	52	5/21	88.2	
Rushing					No	Yds	Avg	Long	TD								
C.McCaffrey					59	268	4.5	39t	4								
B.Purdy					14	74	5.3	21	0								
E.Mitchell					6	15	2.5	7	1								
D.Samuel Sr.					6	15	2.5	9	0								
K.Juszczyk					2	5	2.5	3	0								
J.Jennings					1	-1	-1.0	-1	0								
49ers					88	376	4.3	39t	5								
Opponents					87	448	5.1	53	3								
Receiving					No	Yds	Avg	Long	TD								
C.McCaffrey					19	152	8.0	28	1								
D.Samuel Sr.					13	146	11.2	26	0								
J.Jennings					10	111	11.1	23	1								
B.Aiyuk					9	149	16.6	51	1								
G.Kittle					8	112	14.0	32t	1								
K.Juszczyk					4	64	16.0	23	0								
C.Conley					2	35	17.5	18	0								
R.McCloud III					2	26	13.0	19	0								
49ers					67	795	11.9	51	4								
Opponents					80	800	10.0	52	5								
Interceptions					No	Yds	Avg	Long	TD								
D.Greenlaw					2	25	12.5	18	0								
J.Brown					1	0	0.0	0	0								
49ers					3	25	8.3	18	0								
Opponents					1	9	9.0	9	0								
Punting					No	Yds	Avg	Net	TB	In	Lg	B					
M.Wishnowsky					10	489	48.9	45.1	0	5	57	0					
49ers					10	489	48.9	45.1	0	5	57	0					
Opponents					8	404	50.5	48.0	1	3	74	0					
Punt Returns					Ret	FC	Yds	Avg	Long	TD							
D.Luter Jr.					1	0	0	0.0	0	0							
R.McCloud III					1	5	0	0.0	0	0							
49ers					2	5	0	0.0	0	0							
Opponents					7	2	38	5.4	12	0							
Kickoff Returns					No	Yds	Avg	Long	TD								
R.McCloud III					2	51	25.5	28	0								
D.Samuel Sr.					1	21	21.0	21	0								
49ers					3	72	24.0	28	0								
Opponents					2	97	48.5	73	0								
Field Goals					1-19	20-29	30-39	40-49	50+								
J.Moody					0/0	1/1	1/1	1/3	3/3								
49ers					0/0	1/1	1/1	1/3	3/3								
Opponents					0/0	6/6	0/0	0/1	1/1								
Fumbles Lost: C.McCaffrey 1, D.Luter Jr. 1 Total: 2																	
Opponent Fumble Recoveries: A.Armstead 1, J.Hargrave 1 Total: 2																	

2023 POSTSEASON DEFENSIVE & SPECIAL TEAMS STATISTICS

DEFENSIVE STATISTICS

PLAYER	TACKLES			For Loss	Quarterback				
	Total	Solo	Ast		Sacks	INT	PD	FF	FR
F. Warner	33	24	9	2	0.0	0	1	0	0
J. Brown	21	12	9	0	0.0	1	1	0	0
D. Greenlaw	18	9	9	1	0.0	2	2	0	0
D. Lenoir	18	10	8	0	0.0	0	0	1	0
T. Gipson Sr.	14	12	2	0	0.0	0	1	1	0
N. Bosa	12	9	3	4	2.0	0	0	0	0
L. Ryan	12	6	6	0	0.0	0	0	1	0
A. Armstead	11	4	7	1	1.0	0	0	0	1
A. Thomas	11	8	3	0	0.0	0	0	0	0
J. Hargrave	10	4	6	1	1.0	0	0	0	1
C. Ward	10	8	2	1	0.0	0	1	0	0
J. Kinlaw	9	7	2	2	0.0	0	0	0	0
O. Burks	8	5	3	0	0.0	0	0	0	0
C. Young	8	6	2	2	1.0	0	0	0	0
R. Gregory	5	3	2	1	0.0	0	0	0	0
D. Flannigan-Fowles	4	1	3	0	0.0	0	1	0	0
S. Joseph-Day	3	2	1	0	0.0	0	0	0	0
K. Givens	2	2	0	0	0.0	0	0	0	0
TOTALS	209	132	77	15	5.0	3	7	3	2

SPECIAL TEAMS

PLAYER	Tot	Solo	Ast	FF	FR
C. Conley	2	2	0	0	0
D. Flannigan-Fowles	2	1	1	1	0
D. Luter Jr.	2	2	0	0	0
C. Woerner	2	1	1	0	0
G. Odum	1	1	0	0	0
D. Winters	1	1	0	0	0
TOTALS	10	8	2	1	0

SACKS (5.0)

N. Bosa (2.0) – 2.0 vs. Det.
A. Armstead (1.0) – 1.0 at KC

J. Hargrave (1.0) – 1.0 at KC
C. Young (1.0) – 1.0 at KC

INTERCEPTIONS (3)

D. Greenlaw (2) – 2–25 vs. GB

J. Brown (1) – 1–0 at KC

SINGLE-GAME BESTS

Tackles: 13, last by Fred Warner at KC
Tackles For Loss: 2, last by Nick Bosa at KC
Sacks: 2.0, Nick Bosa vs. Det.
Interceptions: 2, Dre Greenlaw vs. GB
Passes Defensed: 2, Dre Greenlaw vs. GB
Forced Fumbles: 1, last by Deommodore Lenoir & Logan Ryan at KC
Fumble Recoveries: 1, last by Javon Hargrave at KC
Special Teams Tackles: 2, last by Chris Conley at KC

2023 SAN FRANCISCO 49ERS PARTICIPATION CHART

PLAYER	at PIT 9-10	at LAR 9-17	NYG 9-21	ARZ 10-1	DAL 10-8	at CLE 10-15	at MIN 10-23	CIN 10-29	at JAX 11-12	TB 11-19	at SEA 12-3	at PHI 12-10	SEA 12-17	at ARZ 12-25	BAL 12-31	at WAS 1-7	LAR 1-7	GP	GS	DNP	IA		
Aiyuk, Brandon	WR	WR	IA	WR	WR	WR	WR	WR	WR	WR	WR	WR	WR	WR	WR	WR	WR	WR	16	16	0	1	
Allen, Brandon	IA	IA	IA	IA	IA	IA	IA	IA	IA	IA	IA	IA	IA	IA	IA	IA	IA	WR	DNP	0	12	0	16
Armstead, Arik	LDT	LDT	LDT	LDT	LDT	LDT	LDT	LDT	LDT	LDT	LDT	LDT	LDT	LDT	LDT	LDT	LDT	WR	DNP	0	0	0	5
Banks, Aaron	LG	LG	LG	LG	LG	LG	LG	LG	LG	LG	LG	LG	LG	LG	LG	LG	LG	WR	DNP	15	14	0	2
Barrett, Alex	PS	PS	PS	PS	PS	PS	PS	PS	PS	PS	PS	PS	PS	PS	PS	PS	PS	WR	DNP	0	0	0	0
Bartch, Ben	NR	NR	NR	NR	NR	NR	NR	NR	NR	NR	NR	NR	NR	NR	NR	NR	NR	WR	DNP	5	0	0	2
Beal Jr., Robert	IR	IR	IR	IR	IR	IR	IR	IR	IR	IR	IR	IR	IR	IR	IR	IR	IR	WR	DNP	4	0	0	2
Bell, Ronnie	P	P	P	P	P	P	P	P	P	P	P	P	P	P	P	P	P	WR	DNP	17	17	0	0
Bosa, Nick	LDE	LDE	RDE	RDE	RDE	RDE	RDE	RDE	RDE	RDE	RDE	RDE	RDE	RDE	RDE	RDE	RDE	WR	DNP	17	17	0	0
Brown, Anthony	NR	NR	NR	IA	IA	DNP	DNP	DNP	DNP	DNP	DNP	DNP	DNP	DNP	DNP	DNP	DNP	WR	DNP	2	0	2	1
Brendel, Jake	C	C	C	C	C	C	C	C	C	C	C	C	C	C	C	C	C	WR	DNP	17	17	0	0
Brown, Ji'Ayir	P	P	P	P	P	P	P	P	P	P	P	P	P	P	P	P	P	WR	DNP	15	15	0	2
Bryant, Austin	P	PS	PS	PS	PS	PS	PS	PS	PS	NR	NR	NR	NR	NR	NR	NR	NR	WR	DNP	2	0	0	0
Burford, Spencer	RG	RG	RG	RG	RG	RG	RG	RG	RG	RG	RG	IA	IA	IA	IA	IA	IA	WR	DNP	14	13	0	3
Burks, Oren	P	P	P	P	P	WILL	SAM	P	P	SAM	SAM	P	P	IA	IA	IA	WR	DNP	15	5	0	2	
Byrd, Henry	NR	NR	NR	NR	NR	NR	NR	NR	PS	NR	NR	NR	NR	NR	NR	NR	NR	WR	DNP	0	0	0	0
Colletto, Jack	PS	PS	PS	PS	PS	PS	PS	PS	PS	NR	NR	NR	NR	NR	NR	NR	NR	WR	DNP	0	0	0	0
Conley, Chris	PS	PS	P	PS	PS	PS	P	PS	PS	PS	PS	P	P	P	P	P	P	WR	DNP	8	0	0	0
Darnold, Sam	DNP	DNP	P	P	P	DNP	DNP	DNP	DNP	DNP	DNP	DNP	DNP	DNP	DNP	DNP	DNP	WR	DNP	9	1	8	0
Davidson, Marlon	PS	PS	PS	PS	NR	NR	NR	NR	NR	NR	NR	NR	NR	NR	NR	NR	NR	WR	DNP	0	0	0	0
Davis-Price, Tyrion	IA	IA	IA	DNP	IA	IA	IA	IA	IA	IA	IA	IA	IA	PS	PS	PS	PS	WR	DNP	1	0	1	10
Davis, Jesse	NR	NR	NR	NR	NR	NR	NR	NR	IA	PS	PS	PS	PS	PS	PS	PS	PS	WR	DNP	1	0	0	0
Davis, Kalia*	IA	IA	IA	IA	IA	IA	IA	IA	IA	IA	IA	IA	IA	P	IR	IR	IR	WR	DNP	3	0	0	11
Dwelle, Ross*	P	P	P	P	P	P	P	P	P	P	P	P	P	IA	IA	IA	IR	WR	DNP	12	0	0	4
Feliciano, Jon	P	P	P	P	P	P	P	P	P	P	P	P	P	IA	IA	IA	IR	WR	DNP	16	7	1	0
Ferrell, Clelin	RDE	RDE	LDE	LDE	LDE	LDE	LDE	LDE	LDE	LDE	LDE	LDE	LDE	LDE	LDE	LDE	LDE	WR	DNP	17	17	0	0
Flannigan-Fowles, Demetrius	P	P	P	P	P	P	P	P	IA	NR	NR	NR	NR	NR	NR	NR	NR	WR	DNP	16	1	0	1
Fumaqalli, Troy	PS	PS	PS	NR	NR	NR	NR	NR	NR	NR	NR	NR	NR	NR	NR	NR	NR	WR	DNP	0	0	0	0
Gipson Sr., Tashaun	FS	FS	FS	FS	FS	FS	FS	FS	FS	FS	FS	FS	FS	FS	FS	FS	FS	WR	DNP	16	16	0	1
Givens, Kevin	P	P	P	P	P	P	P	P	P	P	P	P	P	P	P	P	P	WR	DNP	17	1	0	0
Graham, Jalen	IA	IA	IA	IA	IA	IA	IA	IA	IA	IA	IA	IA	IA	P	P	P	IA	WR	DNP	4	0	0	13
Gray, Danny*	IR	IR	IR	IR	IR	IR	IR	IR	IR	IR	IR	IR	IR	IR	IR	IR	IR	WR	DNP	0	0	0	0
Gregory, Randy	NR	NR	NR	NR	IA	P	P	P	P	P	P	P	P	P	P	P	P	WR	DNP	12	0	0	1
Greenlaw, Dre	WILL	WILL	WILL	WILL	WILL	IA	WILL	WILL	WILL	WILL	WILL	WILL	WILL	WILL	WILL	WILL	WILL	WR	DNP	15	15	1	0
Gutierrez, Alfredo	PS	PS	PS	PS	PS	PS	PS	PS	PS	PS	PS	PS	PS	PS	PS	PS	PS	WR	DNP	0	0	0	0
Gutierrez, Sebastian	NR	NR	NR	NR	NR	NR	NR	NR	NR	NR	NR	NR	NR	NR	NR	NR	NR	WR	DNP	0	0	0	0
Hall, Kemon	NR	NR	NR	NR	NR	NR	NR	NR	NR	NR	NR	NR	NR	NR	NR	NR	NR	WR	DNP	0	0	0	0
Hargrave, Javon	RDT	RDT	RDT	RDT	RDT	RDT	RDT	RDT	RDT	RDT	RDT	RDT	RDT	RDT	RDT	RDT	RDT	WR	DNP	16	16	0	1
Harris, Erik	NR	NR	NR	NR	NR	NR	NR	NR	NR	NR	NR	NR	NR	NR	NR	NR	NR	WR	DNP	3	0	0	0
Hawkins, Tayler	NR	NR	NR	NR	NR	NR	NR	NR	PS	PS	PS	PS	PS	PS	PS	PS	PS	WR	DNP	1	1	0	0
Hufanga, Talanoa*	SS	SS	SS	SS	SS	SS	SS	SS	SS	SS	SS	SS	SS	IR	IR	IR	IR	WR	DNP	10	10	0	0
Hyder Jr., Kerry	P	P	P	P	NR	NR	NR	NR	NR	NR	NR	NR	NR	NR	NR	NR	NR	WR	DNP	4	0	0	0
Jackson, Drake*	P	P	P	P	P	P	P	P	IR	IR	IR	IR	IR	IR	IR	IR	IR	WR	DNP	8	0	0	0
Jean-Charles, Shemar	PS	PS	P	PS	PS	P	PS	PS	P	NR	NR	NR	NR	NR	NR	NR	NR	WR	DNP	5	0	0	0
Jennings, Juan	P	P	P	IA	P	P	WR	WR	P	P	P	P	P	IA	IA	IA	IA	WR	DNP	13	2	0	4
Joseph-Day, Sebastian	NR	NR	NR	NR	NR	NR	NR	NR	NR	NR	NR	NR	NR	NR	NR	NR	NR	WR	DNP	2	0	0	0
Juszczyk, Kyle	FB	FB	FB	FB	FB	FB	FB	FB	FB	FB	FB	FB	FB	FB	FB	FB	FB	WR	DNP	17	16	0	0
Kinlaw, Javon	P	P	P	P	P	P	P	P	P	RDT	P	P	P	LDT	RDT	RDT	LDT	WR	DNP	17	6	0	0
Kittle, George	TE	TE	TE	TE	TE	TE	TE	TE	TE	TE	TE	TE	TE	TE	TE	TE	TE	WR	DNP	16	16	1	0
Knight, Quwanterez	PS	PS	NR	NR	NR	NR	NR	NR	NR	NR	NR	NR	NR	NR	NR	NR	NR	WR	DNP	0	0	0	0
Latu, Cameron*	IR	IR	IR	IR	IR	IR	IR	IR	IR	IR	IR	IR	IR	IR	IR	IR	IR	WR	DNP	0	0	0	0
Lenoir, Deommodore	NB	NB	RCB	RCB	RCB	RCB	RCB	RCB	RCB	RCB	RCB	RCB	RCB	RCB	RCB	RCB	RCB	WR	DNP	17	17	0	0
Luciano, Corey	PS	PS	PS	PS	PS	PS	PS	PS	PS	PS	PS	PS	PS	PS	PS	PS	PS	WR	DNP	2	0	0	0
Luter Jr., Darrell	PUP	PUP	PUP	PUP	PUP	PUP	PUP	PUP	PUP	PUP	PUP	PUP	PUP	PUP	PUP	PUP	PUP	WR	DNP	7	0	0	1
Manning, ILM	NR	NR	NR	NR	PS	PS	PS	PS	PS	PS	PS	PS	PS	PS	PS	PS	NR	WR	DNP	0	0	0	0
Martin, Tay	PS	PS	PS	PS	PS	PS	PS	PS	PS	PS	PS	PS	PS	PS	PS	PS	PS	WR	DNP	1	0	0	0
Mason, Jordan	P	P	P	P	P	P	P	P	P	P	P	P	P	P	P	P	P	WR	DNP	17	0	0	0
McCaffrey, Christian	RB	RB	RB	RB	RB	RB	RB	RB	RB	RB	RB	RB	RB	RB	RB	RB	RB	WR	DNP	16	16	0	1
McCloud III, Ray-Ray	P	WR	WR	WR	WR	WR	WR	WR	WR	WR	WR	WR	WR	WR	WR	WR	WR	WR	DNP	12	1	0	0
McGill, T.Y.	PS	PS	PS	PS	PS	PS	PS	PS	PS	PS	PS	PS	PS	PS	PS	PS	PS	WR	DNP	2	0	0	0
McKivitz, Colton	RT	RT	RT	RT	RT	RT	RT	RT	RT	RT	RT	RT	RT	RT	RT	RT	RT	WR	DNP	17	17	0	0
McNichols, Jeremy	NR	NR	NR	NR	PS	PS	PS	PS	PS	PS	PS	PS	PS	PS	PS	PS	DNP	WR	DNP	3	0	1	0
Mitchell, Elijah	P	DNP	P	IA	IA	P	P	P	P	P	P	P	P	IA	IA	IA	IA	WR	DNP	11	1	1	5
Moody, Jake	P	P	P	P	P	P	P	P	P	P	P	P	P	P	P	P	P	WR	DNP	17	0	0	0
Moore, Jaylon	P	P	P	P	P	P	P	P	P	P	P	P	P	P	P	P	P	WR	DNP	16	2	0	1
Norwood, Tre	NR	NR	NR	PS	PS	PS	PS	NR	NR	NR	NR	NR	NR	NR	NR	NR	NR	WR	DNP	0	0	0	0
Odum, George*	P	P	P	P	P	P	P	P	P	P	P	P	P	P	P	P	P	WR	DNP	11	0	0	0
Oliver, Isaiah	P	P	NB	NB	NB	NB	NB	NB	NB	NB	NB	NB	NB	NB	NB	NB	NB	WR	DNP	17	6	0	0
Pepper, Taybor	P	P	P	P	P	P	P	P	P	P	P	P	P	P	P	P	P	WR	DNP	17	0	0	0
Pryor, Matt	P	P	P	P	IA	P	P	P	P	P	P	P	P	P	P	P	P	WR	DNP	15	0	0	1
Purdy, Brock	QB	QB	QB	QB	QB	QB	QB	QB	QB	QB	QB	QB	QB	QB	QB	QB	QB	WR	DNP	16	16	0	1
Robinson, Curtis	P	PS	PS	PS	PS	PS	PS	PS	PS	PS	PS	PS	PS	PS	PS	PS	PS	WR	DNP	0	0	0	0
Ryan, Logan	NR	NR	NR	NR	NR	NR	NR	NR	NR	NR	NR	NR	NR	NR	NR	NR	NR	WR	DNP	5	2	0	0
Samuel Sr., Deebo	WR	WR	WR	WR	WR	WR	WR	WR	WR	WR	WR	WR	WR	WR	WR	WR	WR	WR	DNP	15	15	0	2
Sheffield, Kendall	NR	NR	NR	P	P	PS	PS	P	P	NR	NR	NR	NR	NR	NR	NR	NR	WR	DNP	3	0	0	0
Snead IV, Willie	PS	PS	PS	P	PS	NR	NR	NR	NR	NR	NR	NR	NR	NR	NR	NR	NR	WR	DNP	4	0	0	0
Stallworth, Taylor	NR	NR	NR	NR	NR	NR	NR	NR	NR	NR	NR	NR	NR	NR	NR	NR	NR	WR	DNP	2	0	0	0
Swilling, Tre	PS	P	NR	NR	NR	NR	NR	NR	NR	NR	NR	NR	NR	NR	NR	NR	NR	WR	DNP	2	0	0	0
Thomas, Ambry	RCB	RCB	IA	P	P	P	P	P	P	P	P	P	P	RCB	RCB	RCB	RCB	WR	DNP	15	6	0	2
Tonges, Jake	NR	NR	NR	PS	PS	PS	PS	PS															

49ERS POSTSEASON ROSTER AND PARTICIPATION CHART

POSTSEASON ROSTER BY EXPERIENCE

PLAYER	EXP	GP/GS	W/SF
Williams, Trent	14	11/11	9/9
Gipson Sr., Tashaun	12	10/10	6/6
Juszczyk, Kyle	11	14/13	12/12
Ryan, Logan	11	19/11	3/1
Armstead, Arik	9	12/12	12/12
Conley, Chris	9	8/2	3/0
Feliciano, Jon	9	12/9	3/3
Hargrave, Javon	8	11/11	3/3
Allen, Brandon	7	0/0	0/0
Gregory, Randy	7	6/1	3/0
Kittle, George	7	12/12	12/12
McCaffrey, Christian	7	7/7	6/6
Brendel, Jake	6	10/6	9/6
Burks, Oren	6	11/1	6/1
Darnold, Sam	6	0/0	0/0
Dwellely, Ross*	6	7/0	7/0
McCloud III, Ray-Ray	6	8/0	6/0
Odum, George	6	9/0	6/0
Oliver, Isaiah	6	3/0	3/0
Pepper, Taybor	6	9/0	9/0
Pryor, Matt	6	1/1	0/0
Ward, Charvarius	6	17/16	6/6
Warner, Fred	6	12/12	12/12
Bosa, Nick	5	12/12	12/12
Ferrell, Clelin*	5	1/0	0/0
Greenlaw, Dre	5	12/12	12/12
Joseph-Day, Sebastian	5	7/3	3/0
Samuel Sr., Deebo	5	12/12	12/12
Wishnowsky, Mitch	5	12/0	12/0
Aiyuk, Brandon	4	8/8	8/8
Bartch, Ben	4	3/0	3/0
Flannigan-Fowles, Demetrius	4	9/0	9/0
Givens, Kevin	4	9/0	9/0
Kinlaw, Javon	4	6/3	6/3
Young, Chase	4	4/4	3/3
McKivitz, Colton	4	8/3	8/3
Woerner, Charlie	4	9/1	9/1
Banks, Aaron	3	7/6	7/6
Hufanga, Talanoa*	3	5/3	5/3
Jennings, Jauan	3	9/0	9/0
Lenoir, Deommodore	3	6/6	6/6
Mitchell, Elijah	3	8/2	8/2
Moore, Jaylon	3	6/0	6/0
Thomas, Ambry	3	5/4	5/4
Burford, Spencer	2	6/3	6/3
Davis, Kalia*	2	0/0	0/0
Gray, Danny*	2	3/0	3/0
Jackson, Drake*	2	0/0	0/0
Mason, Jordan	2	6/0	6/0
Purdy, Brock	2	6/6	6/6
Womack III, Samuel	2	4/0	4/0
Zakelj, Nick*	2	0/0	0/0
Beal Jr., Robert	R	3/0	3/0
Bell, Ronnie	R	0/0	0/0
Brown, Ji'Ayir	R	2/2	2/2
Graham, Jalen	R	0/0	0/0
Latu, Cameron*	R	0/0	0/0
Luter Jr., Darrell	R	3/0	3/0
Moody, Jake	R	3/0	3/0
Willis, Brayden	R	3/0	3/0

*Injured Reserve
 &Reserve/Physically Unable to Perform
 #Reserve/COVID-19
 @Reserve/Non-Football Injury

POSTSEASON PLAYER PARTICIPATION

	GB 1-20	DET 1-28	at KC 2-11	GP	GS	DNP	IA
Aiyuk, Brandon	WR	Wr	WR	3	3	0	0
Allen, Brandon	IA	IA	IA	0	0	0	3
Armstead, Arik	LDT	LDT	LDT	3	3	0	0
Banks, Aaron	LG	LG	LG	3	3	0	0
Barrett, Alex	IA	PS	IA	0	0	0	2
Bartch, Ben	P	P	P	3	0	0	0
Beal Jr., Robert	P	P	P	3	0	0	0
Bell, Ronnie	IA	IA	IA	0	0	0	3
Bosa, Nick	RDE	RDE	RDE	3	3	0	0
Brendel, Jake	C	C	C	3	3	0	0
Brown, Ji'Ayir	DNP	SS	SS	2	2	1	0
Bryant, Austin	PS	PS	PS	0	0	0	0
Burford, Spencer	P	P	P	3	0	0	0
Burks, Oren	P	P	SAM	3	1	0	0
Conley, Chris	P	P	P	3	0	0	0
Darnold, Sam	DNP	DNP	DNP	0	0	3	0
Davis-Price, Tyrion	PS	PS	PS	0	0	0	0
Davis, Jesse	PS	PS	PS	0	0	0	0
Davis, Kalia*	IR	IR	IR	0	0	0	0
Dwellely, Ross*	IR	IR	IR	0	0	0	0
Feliciano, Jon	RG	RG	RG	3	3	0	0
Ferrell, Clelin*	IR	IR	IR	0	0	0	0
Flannigan-Fowles, Demetrius	P	P	P	3	0	0	0
Gipson Sr., Tashaun	FS	FS	FS	3	3	0	0
Givens, Kevin	P	P	P	3	0	0	0
Graham, Jalen	IA	IA	IA	0	0	0	3
Gray, Danny*	IR	IR	IR	0	0	0	0
Gregory, Randy	P	P	P	3	0	0	0
Greenlaw, Dre	WILL	WILL	WILL	3	3	0	0
Gutierrez, Alfredo	PS	PS	PS	0	0	0	0
Gutierrez, Sebastian	PS	PS	PS	0	0	0	0
Hall, Kemon	PS	PS	PS	0	0	0	0
Hargrave, Javon	RDT	RDT	RDT	3	3	0	0
Harris, Erik	PS	PS	PS	0	0	0	0
Hawkins, Tayler	PS-INJ	PS-INJ	PS-INJ	0	0	0	0
Hufanga, Talanoa*	IR	IR	IR	0	0	0	0
Jackson, Drake*	IR	IR	IR	0	0	0	0
Jennings, Jauan	P	P	P	3	0	0	0
Joseph-Day, Sebastian	P	P	P	3	0	0	0
Juszczyk, Kyle	FB	FB	FB	3	3	0	0
Kinlaw, Javon	P	P	P	3	0	0	0
Kittle, George	TE	TE	TE	3	3	0	0
Latu, Cameron*	IR	IR	IR	0	0	0	0
Lenoir, Deommodore	NB	NB	CB	3	3	0	0
Luciano, Corey	PS	PS	PS	0	0	0	0
Luter Jr., Darrell	P	P	P	3	0	0	0
Martin, Tay	PS	PS	PS	0	0	0	0
Mason, Jordan	P	P	P	3	0	0	0
McCaffrey, Christian	RB	RB	RB	3	3	0	0
McCloud III, Ray-Ray	P	P	P	3	0	0	0
McGill, T.Y.	IA	PS	IA	0	0	0	2
McKivitz, Colton	RT	RT	RT	3	3	0	0
Mitchell, Elijah	P	P	P	3	0	0	0
Mitchell, Terrance	PS	PS	PS	0	0	0	0
Moody, Jake	P	P	P	3	0	0	0
Moore, Jaylon	P	P	P	3	0	0	0
Odum, George	P	P	P	3	0	0	0
Okuyinonu, Sam	PS	PS	PS	0	0	0	0
Oliver, Isaiah	P	P	P	3	0	0	0
Pepper, Taybor	P	P	P	3	0	0	0
Pryor, Matt	IA	IA	IA	0	0	0	3
Purdy, Brock	QB	QB	QB	3	3	0	0
Robinson, Curtis	PS	IA	PS	0	0	0	1
Ryan, Logan	SS	P	P	3	1	0	0
Samuel Sr., Deebo	WR	WR	WR	3	3	0	0
Snead IV, Willie	PS	IA	PS	0	0	0	1
Thomas, Ambry	RCB	RCB	P	3	2	0	0
Tonges, Jake	PS	PS	PS	0	0	0	0
Verrett, Jason	PS-INJ	PS-INJ	PS-INJ	0	0	0	0
Waage, Spencer	PS	PS	PS	0	0	0	0
Ward, Charvarius	LCB	LCB	LCB	3	3	0	0
Warner, Fred	MIKE	MIKE	MIKE	3	3	0	0
Williams, Trent	LT	LT	LT	3	3	0	0
Willis, Brayden	P	P	P	3	0	0	0
Winters, Dee	P	P	P	3	0	0	0
Wishnowsky, Mitch	P	P	P	3	0	0	0
Woerner, Charlie	P	P	P	3	0	0	0
Womack III, Samuel	IA	IA	P	1	0	0	2
Young, Chase	LDE	LDE	LDE	3	3	0	0
Zakelj, Nick*	IR	IR	IR	0	0	0	0

2023 SAN FRANCISCO 49ERS GAME-BY-GAME STARTERS

OFFENSE

Opp	WR	LT	LG	C	RG	RT	TE	WR	FB	RB	QB	Other
at PIT	Aiyuk	Williams	Banks	Brendel	Burford	McKivitz	Kittle	Samuel Sr.	Juszczyk	McCaffrey	Purdy	
at LAR	Aiyuk	Williams	Banks	Brendel	Burford	McKivitz	Kittle	Samuel Sr.	Juszczyk	McCaffrey	Purdy	
NYG	McCloud III	Williams	Banks	Brendel	Burford	McKivitz	Kittle	Samuel Sr.	Juszczyk	McCaffrey	Purdy	
ARZ	Aiyuk	Williams	Banks	Brendel	Burford	McKivitz	Kittle	Samuel Sr.	Juszczyk	McCaffrey	Purdy	
DAL	Aiyuk	Williams	Banks	Brendel	Burford	McKivitz	Kittle	Samuel Sr.	Juszczyk	McCaffrey	Purdy	
at CLE	Aiyuk	Williams	Banks	Brendel	Burford	McKivitz	Kittle	Samuel Sr.	Juszczyk	McCaffrey	Purdy	
at MIN	Aiyuk	Moore	Banks	Brendel	Burford	McKivitz	Kittle	Jennings		McCaffrey	Purdy	Woerner (TE)
CIN	Aiyuk	Moore	Banks	Brendel	Burford	McKivitz	Kittle	Jennings	Juszczyk	McCaffrey	Purdy	
at JAX	Aiyuk	Williams	Feliciano	Brendel	Burford	McKivitz	Kittle	Samuel Sr.	Juszczyk	McCaffrey	Purdy	
TB	Aiyuk	Williams	Feliciano	Brendel	Burford	McKivitz	Kittle	Samuel Sr.	Juszczyk	McCaffrey	Purdy	
at SEA	Aiyuk	Williams	Banks	Brendel	Feliciano	McKivitz	Kittle	Samuel Sr.	Juszczyk	McCaffrey	Purdy	
at PHI	Aiyuk	Williams	Banks	Brendel	Burford	McKivitz	Kittle	Samuel Sr.	Juszczyk	McCaffrey	Purdy	
SEA	Aiyuk	Williams	Banks	Brendel	Feliciano	McKivitz	Kittle	Samuel Sr.	Juszczyk	McCaffrey	Purdy	
at ARZ	Aiyuk	Williams	Banks	Brendel	Feliciano	McKivitz	Kittle	Samuel Sr.	Juszczyk	McCaffrey	Purdy	
BAL	Aiyuk	Williams	Banks	Brendel	Feliciano	McKivitz	Kittle	Samuel Sr.	Juszczyk	McCaffrey	Purdy	
at WAS	Aiyuk	Williams	Feliciano	Brendel	Burford	McKivitz	Kittle	Samuel Sr.	Juszczyk	McCaffrey	Purdy	
LAR	Aiyuk	Williams	Banks	Brendel	Burford	McKivitz	Woerner	Samuel Sr.	Juszczyk	Mitchell	Darnold	
<i>Postseason</i>												
Opp	WR	LT	LG	C	RG	RT	TE	WR	FB	RB	QB	Other
GB	Aiyuk	Williams	Banks	Brendel	Feliciano	McKivitz	Kittle	Samuel Sr.	Juszczyk	McCaffrey	Purdy	
DET	Aiyuk	Williams	Banks	Brendel	Feliciano	McKivitz	Kittle	Samuel Sr.	Juszczyk	McCaffrey	Purdy	
at KC	Aiyuk	Williams	Banks	Brendel	Feliciano	McKivitz	Kittle	Samuel Sr.	Juszczyk	McCaffrey	Purdy	

DEFENSE

Opp	LDE	LDT	RDT	RDE	SAM	MIKE	WILL	LCB	RCB	SS	FS	Other
at PIT	Bosa	Armstead	Hargrave	Ferrell		Warner	Greenlaw	Ward	Thomas	Hufanga	Gipson Sr.	Lenoir (NB)
at LAR	Bosa	Armstead	Hargrave	Ferrell		Warner	Greenlaw	Ward	Thomas	Hufanga	Gipson Sr.	Lenoir (NB)
NYG	Ferrell	Armstead	Hargrave	Bosa		Warner	Greenlaw	Ward	Lenoir	Hufanga	Gipson Sr.	Oliver (NB)
ARZ	Ferrell	Armstead	Hargrave	Bosa		Warner	Greenlaw	Ward	Lenoir	Hufanga	Gipson Sr.	Oliver (NB)
DAL	Ferrell	Armstead	Hargrave	Bosa		Warner	Greenlaw	Ward	Lenoir	Hufanga	Gipson Sr.	Oliver (NB)
at CLE	Ferrell	Armstead	Hargrave	Bosa		Warner	Burks	Ward	Lenoir	Hufanga	Gipson Sr.	Oliver (NB)
at MIN	Ferrell	Armstead	Hargrave	Bosa	Burks	Warner	Greenlaw	Ward	Lenoir	Hufanga	Gipson Sr.	
CIN	Ferrell	Armstead	Hargrave	Bosa		Warner	Greenlaw	Ward	Lenoir	Hufanga	Gipson Sr.	Oliver (NB)
at JAX	Ferrell	Armstead	Hargrave	Bosa		Warner	Greenlaw	Ward	Lenoir	Hufanga	Gipson Sr.	Kinlaw (RDT)
TB	Ferrell	Armstead	Hargrave	Bosa	Burks	Warner	Greenlaw	Ward	Lenoir	Hufanga	Gipson Sr.	
at SEA	Ferrell	Armstead	Hargrave	Bosa	Burks	Warner	Greenlaw	Ward	Lenoir	Brown	Gipson Sr.	
at PHI	Ferrell	Armstead	Hargrave	Bosa		Warner	Greenlaw	Ward	Thomas	Brown	Gipson Sr.	Lenoir (NB)
SEA	Ferrell	Kinlaw	Hargrave	Bosa		Warner	Greenlaw	Ward	Thomas	Brown	Gipson Sr.	Lenoir (NB)
at ARZ	Ferrell	Givens	Kinlaw	Bosa	Flannigan-Fowles	Warner	Greenlaw	Ward	Lenoir	Brown	Gipson Sr.	
BAL	Ferrell	Hargrave	Kinlaw	Bosa		Warner	Greenlaw	Ward	Thomas	Brown	Gipson Sr.	Lenoir (NB)
at WAS	Ferrell	Kinlaw	Hargrave	Bosa		Warner	Greenlaw	Ward	Thomas	Ryan	Gipson Sr.	Lenoir (NB)
LAR	Ferrell	Kinlaw	Hargrave	Bosa		Warner	Burks	Ward	Lenoir	Ryan	Hawkins	Oliver (NB)
<i>Postseason</i>												
Opp	LDE	LDT	RDT	RDE	SAM	MIKE	WILL	LCB	RCB	SS	FS	Other
GB	Young	Armstead	Hargrave	Bosa		Warner	Greenlaw	Ward	Thomas	Ryan	Gipson Sr.	Lenoir (NB)
DET	Young	Armstead	Hargrave	Bosa		Warner	Greenlaw	Ward	Thomas	Brown	Gipson Sr.	Lenoir (NB)
at KC	Young	Armstead	Hargrave	Bosa	Burks	Warner		Ward	Lenoir	Brown	Gipson Sr.	

INACTIVES

Opp	Willis/Allen/Davis-Price/Graham/Winters/Zakelj/Davis
at PIT	Willis/Allen/Davis-Price/Graham/Zakelj/Davis
at LAR	Allen/Davis-Price/Graham/Zakelj/Davis
NYG	Aiyuk/Allen/Thomas/Davis-Price/Graham/Zakelj/Davis
ARZ	Jennings/Allen/A. Brown/Mitchell/Graham/Zakelj/Davis
DAL	Gregory/Willis/Allen/Mitchell/Graham/Zakelj/Davis
at CLE	Willis/Allen/Davis-Price/Graham/Greenlaw/Pryor/Davis
at MIN	Willis/Allen/Samuel Sr./Davis-Price/Graham/Williams/Davis
CIN	Willis/Allen/Samuel Sr./Davis-Price/Graham/Williams/Davis
at JAX	Willis/Allen/Davis-Price/Flannigan-Fowles/Graham/Banks/Davis
TB	Willis/Allen/Davis-Price/Graham/Banks/Davis
at SEA	Willis/Allen/Davis-Price/Graham/Burford/Bartch/Davis
at PHI	McCloud III/Willis/Allen/Davis-Price/Graham/Beal Jr./Bartch
SEA	Allen/Mitchell/Luter Jr./Beal Jr./Burford/Dwellely/Armstead
at ARZ	Allen/Mitchell/Burks/Burford/Dwellely/Armstead/Hargrave
BAL	Womack III/Jennings/Allen/Mitchell/Burks/Dwellely/Armstead
at WAS	Jennings/Allen/Brown/Graham/Moore/Dwellely/Armstead
LAR	Purdy/Jennings/Thomas/McCaffrey/Brown/Gipson Sr./Armstead
<i>Postseason</i>	
Opp	Womack III/Bell/Allen/Graham/Barrett/Pryor/McGill
GB	Womack III/Bell/Allen/Graham/Robinson/Pryor/Snead IV
DET	Womack III/Bell/Allen/Graham/Barrett/Pryor/McGill
at KC	Womack III/Bell/Allen/Graham/Barrett/Pryor/McGill

2023 SAN FRANCISCO 49ERS TRANSACTIONS

- 1-2 WR Tay Martin and DL Kemoko Turay reverted back to the team's practice squad.
- 1-3 Waived DL Akeem Spence.
Released QB Jacob Eason from the team's practice squad.
- 1-4 Opened the Injured Reserve practice window for RB Elijah Mitchell.
- 1-6 Signed DL Akeem Spence to the team's practice squad.
- 1-7 Activated RB Elijah Mitchell to the active roster from the Injured Reserve List.
Activated DL Michael Dwumfour and CB Janoris Jenkins from the team's practice squad (standard elevations).
- 1-9 DL Michael Dwumfour and CB Janoris Jenkins reverted back to the team's practice squad.
- 1-13 Activated RB Tevin Coleman and CB Janoris Jenkins from the team's practice squad (standard elevations).
- 1-16 RB Tevin Coleman and CB Janoris Jenkins reverted back to the team's practice squad.
Signed DB A.J. Parker to a Reserve/Future contract.
- 1-21 Activated DL Alex Barrett and CB Janoris Jenkins from the team's practice squad (standard elevations).
- 1-23 DL Alex Barrett and CB Janoris Jenkins reverted back to the team's practice squad.
- 1-28 Activated RB Tevin Coleman and CB Janoris Jenkins from the team's practice squad (standard elevations).
- 1-30 RB Tevin Coleman and CB Janoris Jenkins reverted back to the team's practice squad.
- 1-31 Signed the following 10 free agents to Reserve/Future contracts: DL Alex Barrett, OL Alfredo Gutierrez, S Tayler Hawkins, OL Keith Ismael, DB Qwuantrez Knight, WR Tay Martin, WR Dazz Newsome, OL Jason Poe, LB Curtis Robinson and OL Leroy Watson.
- 2-6 Signed WR Tyron Johnson and CB Tre Swilling to Reserve/Future contracts.
- 2-13 Re-signed LB Marcelino McCrary-Ball to a one-year deal.
- 2-28 Signed LS Taybor Pepper to a three-year extension.
Tendered a one-year contract to exclusive rights free agents WR Jauan Jennings.
- 3-9 Signed OL Colton McKivitz to a two-year extension.
- 3-13 Signed DL Kevin Givens to a one-year extension.
- 3-15 Re-signed S Tashaun Gipson Sr. to a one-year deal.
Re-signed OL Jake Brendel to a four-year deal.
- 3-16 Signed DL Javon Hargrave to a four-year deal.
Signed QB Sam Darnold to a one-year deal.
Signed DL Clelin Ferrell to a one-year deal.
Signed CB Isaiah Oliver to a two-year deal.
Re-signed LB Demetrius Flannigan-Fowles to a one-year deal.
- 3-17 Re-signed DL T.Y. McGill to a one-year deal.
- 3-20 Re-signed TE Ross Dwelley to a one-year deal.
Signed DB Myles Hartsfield to a one-year deal.
- 3-21 Signed OL Jon Feliciano to a one-year deal.
- 3-22 Hired Steve Wilks as defensive coordinator, Klint Kubiak as offensive passing game specialist, Jacob Webster as defensive quality control coach and Max Molz as coaching operations assistant.
- 3-23 Signed DL Austin Bryant to a one-year deal.
- 3-24 Acquired K Zane Gonzalez from the Carolina Panthers in exchange for a conditional swap of late-round picks in the 2025 NFL Draft.
- 3-27 Signed OL Matt Pryor to a one-year deal.
- 4-17 WR Jauan Jennings signed his one-year tendered contract as an exclusive rights free agent.
Re-signed DL Kerry Hyder Jr. to a one-year deal.
Signed WR Chris Conley to a one-year deal.
- 4-28 Exercised the fifth-year contract option on WR Brandon Aiyuk for the 2024 season.
Selected S Ji'Ayir Brown in the third round (87th overall) of the 2023 NFL Draft.
Selected K Jake Moody in the third round (99th overall) of the 2023 NFL Draft.
Selected TE Cameron Latu in the third round (101st overall) of the 2023 NFL Draft.
- 4-29 Selected CB Darrell Luter Jr. in the fifth round (155th overall) of the 2023 NFL Draft.
Selected DL Robert Beal Jr. in the fifth round (173rd overall) of the 2023 NFL Draft.
Selected LB Dee Winters in the sixth round (216th overall) of the 2023 NFL Draft.
Selected TE Brayden Willis in the seventh round (247th overall) of the 2023 NFL Draft.
Selected WR Ronnie Bell in the seventh round (253rd overall) of the 2023 NFL Draft.
Selected LB Jalen Graham in the seventh round (255th overall) of the 2023 NFL Draft.
- 5-1 Signed WR Willie Snead IV to a one-year deal.
Announced coaching staff hires/title changes: Daniel Bullocks (Defensive Backs), Cameron Brown (Defensive Quality Control), Andrew Hayes-Stoker (Assistant Defensive Backs) and Nick Sorensen (Defensive Passing Game Specialist/Nickels).
Agreed to terms with the following 11 undrafted rookie free agents: RB Ronald Awatt, FB Jack Colletto, OL Joey Fisher, CB D'Shawn Jamison, RB Khalan Laborn, OL Corey Luciano, OL IIm Manning, LB Mariano Sori-Marin, DL Spencer Waege, WR Shae Wyatt and S Avery Young.
- 5-3 Agreed to terms with undrafted WR Isaiah Winstead.
- 5-8 Signed QB Brandon Allen, DL Marlon Davidson and TE Troy Fumagalli to one-year deals.
- 5-11 Waived WR Tyron Johnson.
- 5-12 Signed each of the team's nine draft picks to four-year deals: S Ji'Ayir Brown, K Jake Moody, TE Cameron Latu, CB Darrell Luter Jr., DL Robert Beal Jr., LB Dee Winters, TE Brayden Willis, WR Ronnie Bell and LB Jalen Graham.
Signed the following 12 undrafted rookie free agents: RB Ronald Awatt, FB Jack Colletto, OL Joey Fisher, CB D'Shawn Jamison, RB Khalan Laborn, OL Corey Luciano, OL IIm Manning, LB Mariano Sori-Marin, DL Spencer Waege, WR Isaiah Winstead, WR Shae Wyatt and S Avery Young.
- 6-6 Signed DL Darryl Johnson to a one-year deal.
Waived WR Shae Wyatt.
- 6-20 Waived LB Mariano Sori-Marin.
- 7-18 Placed CB Darrell Luter Jr. on the Active/Physically Unable to Perform List.
- 7-25 Signed CB Terrance Mitchell to a one-year deal.
Placed P Mitch Wishnowsky on the Active/Non-Football Injury List.
Placed DL Nick Bosa on the Reserve/Did Not Report List.
- 7-27 Signed LB Kyahva Tezino to a one-year deal.
Activated P Mitch Wishnowsky from the Active/Non-Football Injury List.
- 8-1 Signed DL Taco Charlton to a one-year deal.
Waived S Avery Young.
- 8-3 Placed CB Terrance Mitchell on the Injured Reserve List.
Signed CB Anthony Averett to a one-year deal.
- 8-4 Placed DL Darryl Johnson on the Injured Reserve List.
Signed DL Daelin Hayes to a one-year deal.

2023 SAN FRANCISCO 49ERS TRANSACTIONS

- 8-8 Signed RB Jeremy McNichols to a one-year deal.
Waived RB Ronald Awatt.
- 8-11 Signed DL Breeland Speaks to a one-year deal.
Placed CB Anthony Averett on the Injured Reserve List.
- 8-12 Signed CB Nate Brooks to a one-year deal.
Waived/Injured DL Daelin Hayes.
- 8-19 Signed DL La'Darius Hamilton and DL Tomasi Lauile to one-year deals.
Placed DL Taco Charlton on the Injured Reserve List.
Waived RB Khalan Laborn.
- 8-21 Signed RB Brian Hill to a one-year deal.
Waived DL Tomasi Lauile.
- 8-22 Signed WR Anthony Miller to a one-year deal.
Waived WR Dazz Newsome.
- 8-26 Traded QB Trey Lance to the Dallas Cowboys in exchange for Dallas' 2024 fourth-round draft choice.
- 8-27 Waived the following players: CB Nate Brooks, DL La'Darius Hamilton, DL Breeland Speaks, LB Kyahva Tezino and DL Spencer Waege.
- 8-29 Placed the following players on the Injured Reserve List: K Zane Gonzalez, S Tayler Hawkins, TE Cameron Latu and CB A.J. Parker.
Placed CB Darrell Luter Jr. on the Reserve/Physically Unable to Perform List.
Released the following players: DL Austin Bryant, WR Chris Conley, TE Troy Fumagalli, RB Brian Hill, DL Kerry Hyder Jr., DL T.Y. McGill, RB Jeremy McNichols, WR Anthony Miller and WR Willie Snead IV.
Waived the following players: DL Alex Barrett, FB Jack Colletto, DL Marlon Davidson, OL Joey Fisher, OL Alfredo Gutierrez, S Myles Hartsfield, OL Keith Ismael, CB D'Shawn Jamison, S Qwuantrezz Knight, OL Corey Luciano, OL Ilm Manning, WR Tay Martin, LB Marcelino McCrary-Ball, OL Jason Poe, LB Curtis Robinson, CB Tre Swilling, OL Leroy Watson and WR Isaiah Winstead.
- 8-30 Signed DL Austin Bryant and DL Kerry Hyder Jr. to one-year deals.
Placed DL Robert Beal Jr. and WR Danny Gray on the Injured Reserve List.
Signed the following 16 players to the team's practice squad: DL Alex Barrett, FB Jack Colletto, WR Chris Conley, DL Marlon Davidson, TE Troy Fumagalli, OL Alfredo Gutierrez, RB Brian Hill, CB Qwuantrezz Knight, OL Corey Luciano, WR Tay Martin, DL T.Y. McGill, LB Curtis Robinson, WR Willie Snead IV, CB Tre Swilling, OL Leroy Watson IV and WR Isaiah Winstead.
- 8-31 Signed CB Shemar Jean-Charles to the team's practice squad.
- 9-4 Signed K Matthew Wright to the team's practice squad.
Released RB Brian Hill.
- 9-8 Signed DL Nick Bosa to a five-year extension through the 2028 season.
Released DL Austin Bryant.
- 9-9 Activated DL Nick Bosa to the active roster from the Reserve/Did Not Report List.
Signed DL Austin Bryant to the team's practice squad.
Activated DL Austin Bryant and LB Curtis Robinson from the team's practice squad (standard elevations).
Released K Matthew Wright from the team's practice squad.
- 9-11 DL Austin Bryant and LB Curtis Robinson reverted back to the team's practice squad.
- 9-16 Placed CB Samuel Womack III on the Injured Reserve List.
Activated CB Tre Swilling from the team's practice squad (standard elevation).
- 9-18 CB Tre Swilling reverted back to the team's practice squad.
- 9-19 Signed CB Anthony Brown to a one-year deal.
- 9-21 Promoted CB Tre Swilling to the active roster from the team's practice squad.
Activated WR Chris Conley and CB Shemar Jean-Charles from the team's practice squad (standard elevations).
Released CB Anthony Brown.
- 9-22 WR Chris Conley and CB Shemar Jean-Charles reverted back to the team's practice squad.
Signed CB Anthony Brown to a one-year deal.
Waived CB Tre Swilling.
Signed general manager John Lynch & head coach Kyle Shanahan to multi-year contract extensions.
- 9-26 Signed RB Jeremy McNichols to the team's practice squad.
Released TE Troy Fumagalli from the team's practice squad.
- 9-27 Signed S Tre Norwood, CB Kendall Sheffield and TE Jake Tonges to the team's practice squad.
Released RB Jeremy McNichols from the team's practice squad.
- 9-30 Activated CB Kendall Sheffield and WR Willie Snead IV from the team's practice squad (standard elevations).
- 10-2 CB Kendall Sheffield and WR Willie Snead IV reverted back to the team's practice squad.
- 10-4 Signed OL Ilm Manning and RB Jeremy McNichols to the team's practice squad.
Released FB Jack Colletto and DL Marlon Davidson.
- 10-6 Acquired DL Randy Gregory and a 2024 seventh-round draft pick from the Denver Broncos in exchange for the team's 2024 sixth-round draft pick.
Released DL Kerry Hyder Jr.
- 10-7 Activated DL Austin Bryant and CB Kendall Sheffield from the team's practice squad (standard elevations).
- 10-9 DL Austin Bryant and CB Kendall Sheffield reverted back to the team's practice squad.
- 10-14 Activated CB Shemar Jean-Charles and LB Curtis Robinson from the team's practice squad (standard elevations).
- 10-16 CB Shemar Jean-Charles and LB Curtis Robinson reverted back to the team's practice squad.
- 10-23 Activated WR Chris Conley and CB Shemar Jean-Charles from the team's practice squad (standard elevations).
- 10-24 WR Chris Conley and CB Shemar Jean-Charles reverted back to the team's practice squad.
Signed S Tayler Hawkins to the team's practice squad.
Released S Tre Norwood.
- 10-28 Activated CB Kendall Sheffield and WR Willie Snead IV from the team's practice squad (standard elevations).
- 10-30 CB Kendall Sheffield and WR Willie Snead IV reverted back to the team's practice squad.
- 10-31 Released CB Anthony Brown.
Signed OL Jesse Davis to the team's practice squad.
Released CB Kendall Sheffield.
- 11-1 Acquired DL Chase Young from the Washington Commanders in exchange for the team's 2024 special compensatory third-round draft pick.
- 11-6 Opened the practice windows for DL Robert Beal Jr. (Injured Reserve List), CB Darrell Luter Jr. (Physically Unable to Perform List) and CB Samuel Womack III (Injured Reserve List).
- 11-7 Signed OL Henry Byrd to the team's practice squad.
- 11-11 Promoted CB Shemar Jean-Charles to the active roster from the team's practice squad.
Placed DL Drake Jackson on the Injured Reserve List.
Activated LB Curtis Robinson and WR Willie Snead IV from the team's practice squad (standard elevations).

2023 SAN FRANCISCO 49ERS TRANSACTIONS

- 11–13 LB Curtis Robinson and WR Willie Snead IV reverted back to the team’s practice squad.
- 11–15 Placed OL Nick Zakelj on the Injured Reserve List.
Signed DL Spencer Waege to the team’s practice squad.
Released DL Austin Bryant from the team’s practice squad.
- 11–18 Activated CB Darrell Luter Jr. from the Reserve/Physically Unable to Perform List.
Activated OL Corey Luciano from the team’s practice squad (standard elevation).
- 11–20 OL Corey Luciano reverted back to the team’s practice squad.
- 11–21 Signed OL Ben Bartch to a one–year deal.
Placed S Talanoa Hufanga on the Injured Reserve List.
- 11–23 Waived CB Shemar Jean–Charles.
Activated CB Samuel Womack III to the active roster from the Injured Reserve List.
Activated OL Jesse Davis and OL Corey Luciano from the team’s practice squad (standard elevations).
- 11–24 OL Jesse Davis and OL Corey Luciano reverted back to the team’s practice squad.
- 11–27 Placed S George Odum on the Injured Reserve List.
Activated DL Robert Beal Jr. to the active roster from the Injured Reserve List.
- 11–28 Signed CB Kemon Hall and S Erik Harris to the team’s practice squad.
Released OL Henry Byrd from the team’s practice squad.
- 12–2 Activated WR Chris Conley and S Erik Harris from the team’s practice squad (standard elevations).
- 12–4 WR Chris Conley and S Erik Harris reverted back to the team’s practice squad.
- 12–5 Signed S Logan Ryan to a one–year deal.
Waived RB Tyrion Davis–Price.
- 12–7 Signed RB Tyrion Davis–Price to the team’s practice squad.
Released WR Isaiah Winstead from the team’s practice squad.
- 12–9 Placed WR Ray–Ray McCloud III on the Injured Reserve List.
Promoted WR Chris Conley to the active roster from the team’s practice squad.
Activated RB Jeremy McNichols and S Erik Harris from the team’s practice squad (standard elevations).
- 12–11 RB Jeremy McNichols and S Erik Harris reverted back to the team’s practice squad.
Signed CB Jason Verrett to the team’s practice squad.
- 12–16 Activated DL T.Y. McGill and RB Jeremy McNichols from the team’s practice squad (standard elevations).
- 12–18 DL T.Y. McGill and RB Jeremy McNichols reverted back to the team’s practice squad.
- 12–20 Placed DL Kalia Davis on the Injured Reserve List.
- 12–21 Promoted RB Jeremy McNichols to the active roster from the team’s practice squad.
Signed DL Taylor Stallworth to the team’s practice squad.
- 12–25 Promoted WR Willie Snead IV to the active roster from the team’s practice squad.
Waived OL Matt Pryor.
Activated DL T.Y. McGill and CB Jason Verrett from the team’s practice squad (standard elevations).
- 12–26 DL T.Y. McGill and CB Jason Verrett reverted back to the team’s practice squad.
Waived WR Willie Snead IV.
Released DL Taylor Stallworth from the team’s practice squad.
- 12–27 Waived RB Jeremy McNichols.
Signed DL Sebastian Joseph–Day and OL Matt Pryor to one–year deals.
Opened the Injured Reserve practice window for WR Danny Gray.
Signed OL Sebastian Gutierrez and WR Willie Snead IV to the team’s practice squad.
- 12–28 Signed RB Jeremy McNichols to the team’s practice squad.
- 12–30 Activated S Erik Harris and WR Tay Martin from the team’s practice squad (standard elevations).
- 1–1–24 S Erik Harris and WR Tay Martin reverted back to the team’s practice squad.
- 1–3–24 Opened the Injured Reserve practice window for WR Ray–Ray McCloud III.
- 1–6–24 Activated WR Ray–Ray McCloud III to the active roster from the Injured Reserve List.
Placed TE Ross Dwelley on the Injured Reserve List.
Activated S Tayler Hawkins and RB Jeremy McNichols from the team’s practice squad (standard elevations).
- 1–8–24 S Tayler Hawkins and RB Jeremy McNichols reverted back to the team’s practice squad.
- 1–10–24 Placed S Tayler Hawkins and CB Jason Verrett on the Practice Squad Injured Reserve List.
Signed CB Terrance Mitchell and DL Sam Okuyinonu to the team’s practice squad.
- 1–16–24 Signed DL Austin Bryant to the team’s practice squad.
Released RB Jeremy McNichols from the team’s practice squad.
- 1–20–24 Placed DL Clelin Ferrell on the Injured Reserve List.
Activated S George Odum to the active roster from the Injured Reserve List.
Activated DL Alex Barrett and DL T.Y. McGill from the team’s practice squad (standard elevations).
- 1–22–24 DL Alex Barrett and DL T.Y. McGill reverted back to the team’s practice squad.
- 1–23–24 Signed OL Isaac Alarcon to a Reserve/Future contract.
- 1–27–24 Activated LB Curtis Robinson and WR Willie Snead IV from the team’s practice squad (standard elevations).
- 1–29–24 LB Curtis Robinson and WR Willie Snead IV reverted back to the team’s practice squad.
- 2–10–24 Activated DL Alex Barrett and DL T.Y. McGill from the team’s practice squad (standard elevations).
- 2–12–24 DL Alex Barrett and DL T.Y. McGill reverted back to the team’s practice squad.

2023 49ERS OFFENSIVE GAME-BY-GAME TEAM STATISTICS

	@Pit.	@LAR	NYG	Arz.	Dal.	@Cle.	@Min.	Cin.	@Jax.	TB	@Sea.	@Phi.	Sea.	@Arz.	Bal.	@Was.	LAR	Totals
First Downs																		
Total	22	21	26	30	25	15	19	24	20	22	23	24	19	24	21	28	20	383
Rushing	8	8	9	10	10	6	7	8	8	7	12	12	7	9	5	12	9	147
Passing	13	11	13	17	12	5	12	15	11	14	10	12	12	12	14	14	10	207
Penalty	1	2	4	3	3	4	0	1	1	1	1	0	0	3	2	2	1	29

	@Pit.	@LAR	NYG	Arz.	Dal.	@Cle.	@Min.	Cin.	@Jax.	TB	@Sea.	@Phi.	Sea.	@Arz.	Bal.	@Was.	LAR	Totals
Third Down																		
Conversions	6	2	9	3	6	3	5	5	4	4	5	8	6	4	6	4	5	85
Attempts	13	9	16	5	11	12	9	9	12	10	11	11	11	7	14	9	10	179
Percentage	46.2	22.2	56.3	60.0	54.5	25.0	55.6	55.6	33.3	40.0	45.5	72.7	54.5	57.1	42.9	44.4	50.0	47.5

	@Pit.	@LAR	NYG	Arz.	Dal.	@Cle.	@Min.	Cin.	@Jax.	TB	@Sea.	@Phi.	Sea.	@Arz.	Bal.	@Was.	LAR	Totals
4th Down																		
Conversions	1	0	0	1	0	0	1	0	1	0	0	1	0	0	1	0	1	7
Attempts	1	0	0	1	1	0	1	0	2	1	0	1	0	0	3	1	1	13

	@Pit.	@LAR	NYG	Arz.	Dal.	@Cle.	@Min.	Cin.	@Jax.	TB	@Sea.	@Phi.	Sea.	@Arz.	Bal.	@Was.	LAR	Totals
Time of Possession																		
49ers	37:23	26:49	39:10	29:14	37:05	26:57	25:04	28:37	33:11	30:51	35:30	28:21	29:15	25:49	28:46	38:13	29:00	31:08

	@Pit.	@LAR	NYG	Arz.	Dal.	@Cle.	@Min.	Cin.	@Jax.	TB	@Sea.	@Phi.	Sea.	@Arz.	Bal.	@Was.	LAR	Totals
Total Net Yards																		
Plays	66	54	78	53	67	55	53	56	60	59	65	57	53	54	68	68	58	1,024
Yards	391	365	441	395	421	215	325	460	437	420	377	456	527	406	429	408	300	6,773
Average	5.9	6.8	5.7	7.5	6.3	3.9	6.1	8.2	7.3	7.1	5.8	8.0	9.9	7.5	6.3	6.0	5.2	6.6

	@Pit.	@LAR	NYG	Arz.	Dal.	@Cle.	@Min.	Cin.	@Jax.	TB	@Sea.	@Phi.	Sea.	@Arz.	Bal.	@Was.	LAR	Totals
Rushing																		
Attempts	34	28	39	31	41	25	22	23	30	30	33	28	23	26	18	39	29	499
Yards	188	159	141	124	170	108	65	113	144	115	169	146	173	144	121	184	125	2,389
Average	5.5	5.7	3.6	4.0	4.1	4.3	3.0	4.9	4.8	3.8	5.1	5.2	7.5	5.5	6.7	4.7	4.3	4.8

	@Pit.	@LAR	NYG	Arz.	Dal.	@Cle.	@Min.	Cin.	@Jax.	TB	@Sea.	@Phi.	Sea.	@Arz.	Bal.	@Was.	LAR	Totals
Passing																		
Net	203	206	300	271	251	107	260	347	293	305	208	310	354	262	308	224	175	4,384
Sacks	3	1	2	1	1	3	1	2	2	4	1	2	3	0	4	1	3	34
Yards	17	0	10	12	2	18	12	18	9	28	1	4	14	0	28	6	14	193
Gross	220	206	310	283	253	125	272	365	302	333	209	314	368	262	336	230	189	4,577
Attempts	29	25	37	21	25	27	30	31	28	25	31	27	27	28	46	28	26	491
Completions	19	17	25	20	18	12	21	22	20	21	21	19	19	18	26	22	16	336
Percentage	65.5	68.0	67.6	95.2	72.0	44.4	70.0	71.0	71.4	84.0	67.7	70.4	70.4	64.3	56.5	78.6	61.5	68.4
Interceptions	0	0	0	0	0	1	2	2	0	0	1	0	1	0	5	0	0	12

	@Pit.	@LAR	NYG	Arz.	Dal.	@Cle.	@Min.	Cin.	@Jax.	TB	@Sea.	@Phi.	Sea.	@Arz.	Bal.	@Was.	LAR	Totals
Punting																		
Number	3	4	3	1	4	6	1	3	3	3	5	2	5	2	2	2	3	52
Average	44.7	49.3	42.7	45.0	46.8	52.3	62.0	50.3	47.0	51.0	39.8	47.5	49.2	48.0	56.0	38.0	48.0	48.1
Net	44.0	41.5	41.7	45.0	44.3	45.0	58.0	47.7	42.0	29.7	39.8	47.5	43.6	48.0	44.5	37.0	39.3	43.4

	@Pit.	@LAR	NYG	Arz.	Dal.	@Cle.	@Min.	Cin.	@Jax.	TB	@Sea.	@Phi.	Sea.	@Arz.	Bal.	@Was.	LAR	Totals
Penalties																		
Number	11	6	6	4	6	12	5	5	7	7	3	5	5	1	10	3	5	101
Yards	85	57	71	21	45	105	37	54	90	66	20	47	30	5	102	20	78	933

	@Pit.	@LAR	NYG	Arz.	Dal.	@Cle.	@Min.	Cin.	@Jax.	TB	@Sea.	@Phi.	Sea.	@Arz.	Bal.	@Was.	LAR	Totals
Fumbles																		
Number	3	2	1	0	1	1	1	1	0	0	1	1	1	0	0	1	2	16
Lost	1	0	0	0	1	0	1	1	0	0	0	0	1	0	0	0	1	6

	@Pit.	@LAR	NYG	Arz.	Dal.	@Cle.	@Min.	Cin.	@Jax.	TB	@Sea.	@Phi.	Sea.	@Arz.	Bal.	@Was.	LAR	Totals
Red Zone																		
Number	3	5	5	5	5	3	2	4	4	4	4	4	2	4	4	6	3	67
Touchdowns	2	3	2	5	4	2	1	2	1	2	3	4	2	4	2	3	3	45
Field Goals	1	2	3	0	0	1	0	1	2	2	1	0	0	0	0	2	0	15

	@Pit.	@LAR	NYG	Arz.	Dal.	@Cle.	@Min.	Cin.	@Jax.	TB	@Sea.	@Phi.	Sea.	@Arz.	Bal.	@Was.	LAR	Totals
Touchdowns																		
Rushing	1	3	1	4	2	1	1	1	1	0	3	2	2	1	1	1	2	27
Passing	2	0	2	1	4	1	1	1	3	3	1	4	2	4	1	2	1	33
Returns	0	0	0	0	0	0	0	0	0	0	0	0	0	1	0	0	0	1



2023 49ERS DEFENSIVE GAME-BY-GAME TEAM STATISTICS

	@Pit.	@LAR	NYG	Arz.	Dal.	@Cle.	@Min.	Cin.	@Jax.	TB	@Sea.	@Phi.	Sea.	@Arz.	Bal.	@Was.	LAR	Totals
First Downs																		
Total	15	28	10	23	8	18	24	29	12	22	14	23	17	22	23	12	19	319
Rushing	3	9	2	7	3	10	3	10	2	7	8	2	4	11	4	5	7	97
Passing	9	17	6	13	5	6	18	17	7	14	6	19	11	11	14	6	11	190
Penalty	3	2	2	3	0	2	3	2	3	1	0	2	2	0	5	1	1	32

Third Down																		
Conversions	5	7	3	8	4	3	8	3	4	7	3	8	2	7	4	3	9	88
Attempts	15	14	12	15	11	13	13	8	12	14	11	15	11	16	11	9	15	215
Percentage	33.3	50.0	25.0	53.3	36.4	23.1	61.5	37.5	33.3	50.0	27.3	53.3	18.2	43.8	36.4	33.3	60.0	40.9

4th Down																		
Conversions	1	1	0	2	0	1	0	0	0	1	0	1	0	3	1	0	3	14
Attempts	3	2	0	3	1	1	0	0	1	3	1	2	1	4	1	1	4	28

Time of Possession																		
Opponent	22:37	33:11	20:50	30:46	22:55	33:03	34:56	31:23	26:49	29:09	24:30	31:39	30:45	34:11	31:14	21:47	31:00	28:52

Total Net Yards																		
Plays	61	78	46	67	49	70	66	62	54	67	54	69	55	72	63	43	62	1,038
Yards	239	386	150	362	197	334	452	400	221	287	220	333	324	436	343	225	258	5,167
Average	3.9	4.9	3.3	5.4	4.0	4.8	6.8	6.5	4.1	4.3	4.1	4.8	5.9	6.1	5.4	5.2	4.2	5.0

Rushing																		
Attempts	10	22	11	25	19	34	21	27	17	18	21	18	20	30	26	14	36	369
Yards	41	89	29	105	57	160	74	134	59	66	88	46	70	234	102	62	109	1,525
Average	4.1	4.0	2.6	4.2	3.0	4.7	3.5	5.0	3.5	3.7	4.2	2.6	3.5	7.8	3.9	4.4	3.0	4.1

Passing																		
Net	198	297	121	257	140	174	378	266	162	221	132	287	254	202	241	163	149	3,642
Sacks	5	1	2	1	4	2	0	3	5	4	6	3	4	3	2	1	2	48
Yards	34	10	16	8	21	18	0	11	28	25	48	27	15	9	11	6	14	301
Gross	232	307	137	265	161	192	378	283	190	246	180	314	269	211	252	169	163	3,949
Attempts	46	55	33	41	26	34	45	32	32	45	27	48	31	39	35	28	24	621
Completions	31	34	22	28	16	18	35	28	18	29	18	28	22	26	23	17	17	410
Percentage	67.4	61.8	66.7	68.3	61.5	52.9	77.8	87.5	56.3	64.4	66.7	58.3	71.0	66.7	65.7	60.7	70.8	66.0
Interceptions	2	2	1	0	3	2	1	0	2	1	1	0	2	2	0	2	1	22

Punting																		
Number	6	2	6	3	5	4	1	3	5	3	5	3	6	2	3	3	2	62
Average	42.3	54.0	52.7	39.0	50.8	54.5	42.0	46.7	53.6	48.0	46.2	50.7	51.8	56.0	43.3	52.0	48.0	48.9
Net	35.5	47.5	49.0	31.0	43.0	46.3	22.0	40.0	43.6	47.3	44.2	49.7	44.0	54.0	39.7	46.3	39.5	42.5

Penalties																		
Number	6	6	6	9	6	13	5	2	5	3	5	7	5	4	5	5	2	94
Yards	60	55	37	55	60	119	35	25	39	19	39	47	39	28	53	40	8	758

Fumbles																		
Number	0	0	0	1	1	1	0	2	2	2	1	1	0	5	0	0	0	16
Lost	0	0	0	0	1	0	0	1	2	1	1	0	0	0	0	0	0	6

Red Zone																		
Number	2	3	1	3	0	2	2	5	2	4	1	4	1	3	6	2	3	44
Touchdowns	1	2	1	2	0	1	0	4	0	2	0	2	0	2	3	1	3	24
Field Goals	0	1	0	0	0	1	0	0	0	0	1	2	1	1	3	0	0	10

Touchdowns																		
Rushing	0	1	1	0	0	1	2	1	0	1	0	1	0	2	1	0	1	12
Passing	1	1	0	2	1	0	0	3	0	1	0	1	2	1	2	1	2	18
Returns	0	0	0	0	0	0	0	0	0	0	1	0	0	0	0	0	0	1

2023 49ERS POSTSEASON GAME-BY-GAME TEAM STATISTICS

OFFENSE

	GB	Det.	@KC	Totals
First Downs				
Total	19	23	23	65
Rushing	7	11	5	23
Passing	12	12	15	39
Penalty	0	0	3	3
3rd Down				
Conversions	10	6	3	19
Attempts	16	12	12	40
Percentage	62.5	50.0	25.0	47.5
4th Down				
Conversions	0	0	1	1
Attempts	0	1	1	2
Time of Possession				
49ers	29:41	32:12	38:31	33:28
Total Net Yards				
Plays	64	66	71	201
Yards	356	413	382	1,151
Average	5.6	6.3	5.4	5.7
Rushing				
Attempts	24	33	31	88
Yards	111	155	110	376
Average	4.6	4.7	3.5	4.3
Passing				
Net	245	258	272	775
Sacks	1	2	1	4
Yards	7	9	4	20
Gross	252	267	276	795
Attempts	39	31	39	109
Completions	23	20	24	67
Percentage	59.0	64.5	61.5	61.5
Interceptions	0	1	0	1
Punting				
Number	4	1	5	10
Average	44.8	56.0	50.8	50.5
Net	40.8	46.0	48.4	45.1
Penalties				
Number	6	3	6	15
Yards	83	20	40	143
Fumbles				
Number	0	0	2	2
Lost	0	0	2	2
Red Zone				
Number	1	5	2	8
Touchdowns	1	4	1	6
Field Goals	0	1	1	2
Touchdowns				
Rushing	2	3	0	5
Passing	1	1	2	4
Returns	0	0	0	0

DEFENSE

	GB	Det.	@KC	Totals
First Downs				
Total	20	28	24	72
Rushing	7	11	9	27
Passing	10	16	15	41
Penalty	3	1	0	4
3rd Down				
Conversions	7	6	9	22
Attempts	13	12	19	44
Percentage	53.8	50.0	47.4	50.0
4th Down				
Conversions	0	1	1	2
Attempts	1	3	1	5
Time of Possession				
Opponent	30:19	27:48	36:26	31:31
Total Net Yards				
Plays	62	72	79	213
Yards	330	442	455	1,227
Average	5.3	6.1	5.8	5.8
Rushing				
Attempts	28	29	30	87
Yards	136	182	130	448
Average	4.9	6.3	4.3	5.1
Passing				
Net	194	260	325	779
Sacks	0	2	3	5
Yards	0	13	8	21
Gross	194	273	333	800
Attempts	34	41	46	121
Completions	21	25	34	80
Percentage	61.8	61.0	73.9	66.1
Interceptions	2	0	1	3
Punting				
Number	1	2	5	8
Average	42.0	54.0	50.8	48.9
Net	42.0	44.0	50.8	45.6
Penalties				
Number	1	2	6	9
Yards	5	15	55	75
Fumbles				
Number	2	1	5	8
Lost	0	1	1	2
Red Zone				
Number	5	4	6	15
Touchdowns	2	3	2	7
Field Goals	2	1	3	6
Touchdowns				
Rushing	0	3	0	3
Passing	2	1	2	5
Returns	0	0	0	0

2023 SAN FRANCISCO 49ERS TEAM HIGHS & LOWS

SAN FRANCISCO 49ERS

	Bests/Highs	Opponent	Date	Worsts/Lows	Opponent	Date
First Downs	30	vs. Arizona	10/1/23	15	at Cleveland	10/15/23
Third-Down %	23	2 times, last at Kansas City	2/11/24	19	vs. Green Bay	1/20/24
	8-11-72.7%	at Philadelphia	12/3/23	2-9-22.2%	at Los Angeles Rams	9/17/23
Total Net Yards	10-16-62.5%	vs. Green Bay	1/20/24	3-12-25.0%	at Kansas City	2/11/24
	527	vs. Seattle	12/10/23	215	at Cleveland	10/15/23
Offensive Plays	413	vs. Detroit	1/28/24	356	vs. Green Bay	1/20/24
	78	vs. New York Giants	9/21/23	53	3 times, last vs. Seattle	12/10/23
Avg. Per Play	71	at Kansas City	2/11/24	64	vs. Green Bay	1/20/24
	9.9	vs. Seattle	12/10/23	3.9	at Cleveland	10/15/23
Rushing Yards	6.3	vs. Detroit	1/28/24	5.4	at Kansas City	2/11/24
	188	at Pittsburgh	9/10/23	65	at Minnesota	10/23/23
Rushes	155	vs. Detroit	1/28/24	110	at Kansas City	2/11/24
	41	vs. Dallas	10/8/23	18	vs. Baltimore	12/25/23
Rushing Avg.	33	vs. Detroit	1/28/24	24	vs. Green Bay	1/20/24
	7.5	vs. Seattle	12/10/23	3.0	at Minnesota	10/23/23
Net Passing Yards	4.7	vs. Detroit	1/28/24	3.5	at Kansas City	2/11/24
	354	vs. Seattle	12/10/23	107	at Cleveland	10/15/23
Completions	272	at Kansas City	2/11/24	245	vs. Green Bay	1/20/24
	26	vs. Baltimore	12/25/23	12	at Cleveland	10/15/23
Attempts	24	at Kansas City	2/11/24	20	vs. Detroit	1/28/24
	46	vs. Baltimore	12/25/23	21	vs. Arizona	10/1/23
Completions %	39	2 times, last at Kansas City	2/11/24	31	vs. Detroit	1/28/24
	95.2	vs. Arizona	10/1/23	44.4	at Cleveland	10/15/23
Avg. Gain Per Passing Play	64.5	vs. Detroit	1/28/24	59.0	vs. Green Bay	1/20/24
	12.3	vs. Arizona	10/1/23	3.6	at Cleveland	10/15/23
Interceptions Thrown	7.8	vs. Detroit	1/28/24	6.1	vs. Green Bay	1/20/24
	0	11 times, last vs. LA Rams	1/7/24	5	vs. Baltimore	12/25/23
Fumbles Lost	0	2 times, last at Kansas City	2/11/24	1	vs. Detroit	1/28/24
	0	11 times, last at Washington	12/31/23	1	6 times, last vs. LA Rams	1/7/24
Turnovers	0	2 times, last vs. Detroit	1/28/24	2	at Kansas City	2/11/24
	0	8 times, last at Washington	12/31/23	5	vs. Baltimore	12/25/23
Penalties	1	vs. Green Bay	1/20/24	2	at Kansas City	2/11/24
	3	at Arizona	12/17/23	12	at Cleveland	10/15/23
Penalty Yards	5	vs. Detroit	1/28/24	6	2 times, last at Kansas City	2/11/24
	20	at Arizona	12/17/23	105	at Cleveland	10/15/23
Gross Punting Avg.	62.0	vs. Detroit	1/28/24	83	vs. Green Bay	1/20/24
	56.0	at Minnesota	10/23/23	38.0	at Washington	12/31/23
Net Punting Avg.	48.4	vs. Detroit	1/28/24	44.8	vs. Green Bay	1/20/24
	39:10	at Minnesota	10/23/23	29.7	vs. Tampa Bay	1/19/23
Time of Poss.	38:31	at Kansas City	2/11/24	40.8	vs. Green Bay	1/20/24
		vs. New York Giants	9/21/23	25:04	at Minnesota	10/23/23
		at Kansas City	2/11/24	29:41	vs. Green Bay	1/20/24

OPPONENTS

	Worsts/Lows	Opponent	Date	Bests/Highs	Opponent	Date
First Downs	8	vs. Dallas	10/8/23	29	vs. Cincinnati	10/29/23
Third-Down %	20	vs. Green Bay	1/20/24	28	vs. Detroit	1/28/24
	2-11-18.2%	vs. Seattle	12/10/23	8-13-61.5%	at Minnesota	10/23/23
Total Net Yards	9-19-47.4%	at Kansas City	2/11/24	7-13-53.8%	vs. Green Bay	1/20/24
	150	vs. New York Giants	9/21/23	452	at Minnesota	10/23/23
Offensive Plays	330	vs. Green Bay	1/20/24	455	at Kansas City	2/11/24
	43	at Washington	12/31/23	78	at Los Angeles Rams	9/17/23
Avg. Per Play	62	vs. Green Bay	1/20/24	79	at Kansas City	2/11/24
	3.3	vs. New York Giants	9/21/23	6.8	at Minnesota	10/23/23
Rushing Yards	5.3	vs. Green Bay	1/20/24	6.1	vs. Detroit	1/28/24
	29	vs. New York Giants	9/21/23	234	at Arizona	12/17/23
Rushes	130	at Kansas City	2/11/24	182	vs. Detroit	1/28/24
	10	at Pittsburgh	9/10/23	36	vs. Los Angeles Rams	1/7/24
Rushing Avg.	28	vs. Green Bay	1/20/24	30	at Kansas City	2/11/24
	2.6	2 times, last at Philadelphia	12/3/23	7.8	at Arizona	12/17/23
Net Passing Yards	4.3	at Kansas City	2/11/24	6.3	vs. Detroit	1/28/24
	121	vs. New York Giants	9/21/23	378	at Minnesota	10/23/23
Completions	194	vs. Green Bay	1/20/24	325	at Kansas City	2/11/24
	16	vs. Dallas	10/8/23	35	at Minnesota	10/23/23
Attempts	21	vs. Green Bay	1/20/24	34	at Kansas City	2/11/24
	24	vs. Los Angeles Rams	1/7/24	55	at Los Angeles Rams	9/17/23
Completions %	34	vs. Green Bay	1/20/24	46	at Kansas City	2/11/24
	52.9	at Cleveland	10/15/23	87.5	vs. Cincinnati	10/29/23
Avg. Gain Per Passing Play	61.0	vs. Detroit	1/28/24	73.9	at Kansas City	2/11/24
	3.5	vs. New York Giants	9/21/23	8.4	at Minnesota	10/23/23
Interceptions Thrown	5.7	vs. Green Bay	1/20/24	6.6	at Kansas City	2/11/24
	3	vs. Dallas	10/8/23	0	4 times, last vs. Baltimore	12/25/23
Fumbles Lost	2	vs. Green Bay	1/20/24	0	vs. Detroit	1/28/24
	2	at Jacksonville	11/12/23	0	12 times, last vs. LA Rams	1/7/24
Turnovers	1	2 times, last at Kansas City	2/11/24	0	vs. Green Bay	1/20/24
	4	2 times, last at Jacksonville	11/12/23	0	3 times, last vs. Baltimore	12/25/23
Penalties	2	2 times, last at Kansas City	2/11/24	1	vs. Detroit	1/28/24
	13	at Cleveland	10/15/23	1	vs. Cincinnati	10/29/23
Penalty Yards	6	at Kansas City	2/11/24	7	vs. Green Bay	1/20/24
	119	at Cleveland	10/15/23	8	vs. Los Angeles Rams	1/7/24
Gross Punting Avg.	55	at Kansas City	2/11/24	5	vs. Green Bay	1/20/24
	39.0	vs. Arizona	10/1/23	56.0	at Arizona	12/17/23
Net Punting Avg.	42.0	vs. Green Bay	1/20/24	54.0	vs. Detroit	1/28/24
	22.0	at Minnesota	10/23/23	54.0	at Arizona	12/17/23
Time of Poss.	42.0	vs. Green Bay	1/20/24	50.8	at Kansas City	2/11/24
	20:50	vs. New York Giants	9/21/23	34:56	at Minnesota	10/23/23
	27:48	vs. Detroit	1/28/24	36:26	at Kansas City	2/11/24

Italics denotes postseason contest

2023 SAN FRANCISCO 49ERS INDIVIDUAL HIGHS

Long Plays		Player	Opponent	Date
Longest Run (yards)	72	Christian McCaffrey	vs. Seattle	12/10/23
	<i>39t</i>	<i>Christian McCaffrey</i>	<i>vs. Green Bay</i>	<i>1/20/24</i>
Longest TD Run (yards)	65t	Christian McCaffrey	at Pittsburgh	9/10/23
	<i>39t</i>	<i>Christian McCaffrey</i>	<i>vs. Green Bay</i>	<i>1/20/24</i>
Longest Pass Completion (yards)	76t	Brock Purdy–Brandon Aiyuk	vs. Tampa Bay	11/19/23
	<i>51</i>	<i>Brock Purdy–Brandon Aiyuk</i>	<i>vs. Detroit</i>	<i>1/28/24</i>
Longest TD Pass (yards)	76t	Brock Purdy–Brandon Aiyuk	vs. Tampa Bay	11/19/23
	<i>32t</i>	<i>Brock Purdy–George Kittle</i>	<i>vs. Green Bay</i>	<i>1/20/24</i>
Longest Interception Return (yards)	66t	Charvarius Ward	at Arizona	12/17/23
	<i>18</i>	<i>Dre Greenlaw</i>	<i>vs. Green Bay</i>	<i>1/20/24</i>
Longest Kickoff Return (yards)	34	2 times, last Deebo Samuel Sr.	vs. Baltimore	12/25/23
	<i>28</i>	<i>Ray–Ray McCloud III</i>	<i>vs. Detroit</i>	<i>1/28/24</i>
Longest Punt Return (yards)	19	Ray–Ray McCloud III	at Pittsburgh	9/10/23
	–	–	–	–
Longest Punt (yards)	67	Mitch Wishnowsky	at Los Angeles Rams	9/17/23
	–	–	–	–
Longest Field Goal (yards)	57	Jake Moody	at Los Angeles Rams	9/17/23
	<i>55</i>	<i>Jake Moody</i>	<i>at Kansas City</i>	<i>2/11/24</i>
Single–Game Highs		Player	Opponent	Date
Most Points Scored	24	Christian McCaffrey	vs. Arizona	10/1/23
	<i>12</i>	<i>2 times, last Christian McCaffrey</i>	<i>vs. Detroit</i>	<i>1/28/24</i>
Most Touchdowns	4	Christian McCaffrey	vs. Arizona	10/1/23
	<i>2</i>	<i>2 times, last Christian McCaffrey</i>	<i>vs. Detroit</i>	<i>1/28/24</i>
Most Field Goals Attempted	3	4 times, last Jake Moody	at Cleveland	10/15/23
	<i>3</i>	<i>2 times, last Jake Moody</i>	<i>at Kansas City</i>	<i>2/11/24</i>
Most Field Goals Made	3	3 times, last Jake Moody	vs. New York Giants	9/21/23
	<i>3</i>	<i>Jake Moody</i>	<i>at Kansas City</i>	<i>2/11/24</i>
Most Rushing Yards	152	Christian McCaffrey	at Pittsburgh	9/10/23
	<i>98</i>	<i>Christian McCaffrey</i>	<i>vs. Green Bay</i>	<i>1/20/24</i>
Most Rushing Attempts	22	Christian McCaffrey	at Pittsburgh	9/10/23
	<i>22</i>	<i>Christian McCaffrey</i>	<i>at Kansas City</i>	<i>2/11/24</i>
Highest Rushing Avg. (Min. 10 att.)	9.1	Christian McCaffrey	vs. Seattle	12/10/23
	<i>5.8</i>	<i>Christian McCaffrey</i>	<i>vs. Green Bay</i>	<i>1/20/24</i>
Most Pass Completions	25	Brock Purdy	vs. New York Giants	9/21/23
	<i>23</i>	<i>2 times, last Brock Purdy</i>	<i>at Kansas City</i>	<i>2/11/24</i>
Most Pass Attempts	37	Brock Purdy	vs. New York Giants	9/21/23
	<i>39</i>	<i>Brock Purdy</i>	<i>vs. Green Bay</i>	<i>1/20/24</i>
Most Gross Passing Yards	365	Brock Purdy	vs. Cincinnati	10/29/23
	<i>267</i>	<i>Brock Purdy</i>	<i>vs. Detroit</i>	<i>1/28/24</i>
Highest Avg. Yards/Per Att. (Min. 10 att.)	13.5	Brock Purdy	vs. Arizona	10/1/23
	<i>8.6</i>	<i>Brock Purdy</i>	<i>vs. Detroit</i>	<i>1/28/24</i>
Fewest Interceptions Thrown (Min. 10 att.)	0	12 times, last Sam Darnold	vs. Los Angeles Rams	1/7/24
	<i>0</i>	<i>2 times, last Brock Purdy</i>	<i>at Kansas City</i>	<i>2/11/24</i>
Fewest Times Sacked (Min. 10 att.)	0	Brock Purdy	at Washington	12/31/23
	<i>1</i>	<i>2 times, last Brock Purdy</i>	<i>at Kansas City</i>	<i>2/11/24</i>
Most Receptions	9	George Kittle	vs. Cincinnati	10/29/23
	<i>8</i>	<i>2 times, last Christian McCaffrey</i>	<i>at Kansas City</i>	<i>2/11/24</i>
Most Receiving Yards	156	Brandon Aiyuk	vs. Tampa Bay	11/19/23
	<i>89</i>	<i>Deebo Samuel Sr.</i>	<i>vs. Detroit</i>	<i>1/28/24</i>
Most Kickoff Returns	2	6 times, last Deebo Samuel Sr.	vs. Baltimore	12/25/23
	<i>1</i>	<i>2 times, last Ray–Ray McCloud III</i>	<i>vs. Detroit</i>	<i>1/28/24</i>
Most Kickoff Return Yards	60	Deebo Samuel Sr.	at Philadelphia	12/3/23
	<i>28</i>	<i>Ray–Ray McCloud III</i>	<i>vs. Detroit</i>	<i>1/28/24</i>
Most Punt Returns	4	Ray–Ray McCloud III	vs. Dallas	10/8/23
	–	–	–	–
Most Punt Return Yards	41	Ray–Ray McCloud III	at Pittsburgh	9/10/23
	–	–	–	–
Most Interceptions	2	Charvarius Ward	at Arizona	12/17/23
	<i>2</i>	<i>Dre Greenlaw</i>	<i>vs. Green Bay</i>	<i>1/20/24</i>
Most Interception Return Yardage	79	Charvarius Ward	at Arizona	12/17/23
	<i>25</i>	<i>Dre Greenlaw</i>	<i>vs. Green Bay</i>	<i>1/20/24</i>
Most Tackles	13	Fred Warner	at Minnesota	10/23/23
	<i>13</i>	<i>2 times, last Fred Warner</i>	<i>at Kansas City</i>	<i>2/11/24</i>
Most Sacks	3.0	Drake Jackson	at Pittsburgh	9/10/23
	<i>2.0</i>	<i>Nick Bosa</i>	<i>vs. Detroit</i>	<i>1/28/24</i>

Italics denotes postseason contest

2023 SAN FRANCISCO 49ERS TURNOVER BREAKDOWN

TAKEAWAYS

Date	Opponent	Turnover	Starting L.O.S.	Point of Turnover	Resulting L.O.S.	Qtr.	Result (pts)
9/10	at Pit.	C. Ward INT (K. Pickett)	PIT 32	SF 43	PIT 48	1	Field Goal (3)
		T. Hufanga INT (K. Pickett)	SF 48	SF 26	SF 49	4	Field Goal (3)
9/17	at LAR	I. Oliver INT (M. Stafford)	SF 31	SF 25	SF 28	3	Field Goal (3)
		D. Lenoir INT (K. Pickett)	LAR 25	LAR 36	LAR 15	4	Field Goal (3)
9/21	NYG	T. Hufanga INT (D. Jones)	NYG 48	SF 40	SF 48	4	Punt (0)
10/1	Arz.	None					
10/8	Dal.	T. Pollard FUMBLE (F. Warner FF)	DAL 5	DAL 9	DAL 16	1	Fumble (0)
		T. Gipson Sr. INT (D. Prescott)	DAL 37	SF 12	SF 38	3	Touchdown (7)
		F. Warner INT (D. Prescott)	DAL 25	DAL 38	DAL 26	4	Touchdown (7)
		O. Burks INT (D. Prescott)	SF 42	SF 36	SF 47	4	Punt (0)
10/15	at Cle.	F. Warner INT (P. Walker)	SF 43	SF 42	CLE 26	1	Missed Field Goal (0)
		D. Lenoir INT (P. Walker)	CLE 22	CLE 36	CLE 8	4	Touchdown (7)
10/23	at Min.	C. Ward INT (K. Cousins)	MIN 44	MIN 48	MIN 48	1	Fumble (0)
10/29	Cin.	I. Smith FUMBLE (C. Ferrell FF)*	SF 3	SF 4	SF 5	2	End Of Half (0)
11/12	at Jax.	T. Lawrence FUMBLE (N. Bosa FF)	SF 46	SF 48	SF 49	2	Punt (0)
		T. Hufanga INT (T. Lawrence)	SF 34	SF 31	SF 43	3	Punt (0)
		C. Kirk FUMBLE (A. Thomas FF)*	SF 9	SF 6	SF 19	3	Touchdown (7)
		F. Warner INT (T. Lawrence)	JAX 43	SF 38	JAX 40	4	Touchdown (7)
11/19	TB	B. Mayfield FUMBLE (F. Warner FF)	SF 33	SF 34	SF 35	2	Field Goal (3)
		J. Brown INT (B. Mayfield)*	SF 9	SF -5	SF 20	4	Downs (0)
11/23	at Sea.	A. Thomas INT (G. Smith)	SEA 35	SEA 44	SEA 42	2	Punt (0)
		D. Dallas FUMBLE (ST)	SF 27	SEA 30	SEA 22	2	Field Goal (3)
12/3	at Phi.	None					
12/10	Sea.	J. Brown INT (D. Lock)	SEA 25	SF 38	SF 38	4	Fumble (0)
		F. Warner INT (D. Lock)	SF 48	SF 16	SF 29	4	End Of Game (0)
12/17	at Arz.	C. Ward INT (K. Murray)	SF 42	SF 34	End zone	1	Touchdown (7)
		C. Ward INT (K. Murray)	ARZ 36	SF 40	ARZ 47	4	Field Goal (3)
12/25	Bal.	None					
12/31	at Was.	C. Ward INT (S. Howell)*	SF 11	SF 2	SF 5	4	Touchdown (7)
		D. Lenoir INT (S. Howell)	WAS 31	WAS 41	WAS 41	4	Downs (0)
1/7/24	LAR	T. Hawkins INT (C. Wentz)	LAR 25	LAR 36	LAR 36	2	Missed Field Goal (0)

Regular Season Totals: 28 takeaways resulted in 70 points

L.O.S. – Line of scrimmage

* – Red zone play

(ST) – Special teams play

(TB) – Touchback

2023 SAN FRANCISCO 49ERS TURNOVER BREAKDOWN

GIVEAWAYS

Date	Opponent	Turnover	Starting L.O.S.	Point of Turnover	Resulting L.O.S.	Qtr.	Result (pts)
9/10	at Pit.	B. Purdy FUMBLE (T. Watt FF)	PIT 38	PIT 46	SF 39	3	Downs (0)
9/17	at LAR	None					
9/21	NYG	None					
10/1	Arz.	None					
10/8	Dal.	C. McCaffrey FUMBLE (J. Lewis FF)	DAL 10	DAL 2	DAL 2	2	Punt (0)
10/15	at Cle.	M. Emerson INT (B. Purdy)	SF 34	CLE 48	SF 38	3	Punt (0)
10/23	at Min.	C. McCaffrey FUMBLE (H. Smith FF)*	MIN 15	MIN 12	MIN 11	1	Touchdown (7)
		C. Bynum INT (B. Purdy)	MIN 49	MIN 30	MIN 30	4	Missed Field Goal (0)
		C. Bynum INT (B. Purdy)	MIN 40	MIN 22	MIN 22	4	End Of Game (0)
10/29	Cin.	G. Pratt INT (B. Purdy)*	CIN 8	CIN 10	CIN 19	3	Punt (0)
		L. Wilson INT (B. Purdy)	SF 20	SF 33	SF 17	4	Touchdown (7)
		B. Purdy FUMBLE (T. Hendrickson FF)	CIN 26	CIN 36	CIN 38	4	Punt (0)
11/12	at Jax.	None					
11/19	TB	None					
11/23	at Sea.	J. Brooks INT (B. Purdy)	SF 4	SF 12	END ZONE	3	Touchdown (7)
12/3	at Phi.	None					
12/10	Sea.	J. Love INT (B. Purdy)	SEA 48	SEA 30	SEA 37	2	Punt (0)
		B. Aiyuk FUMBLE (J. Love FF)	SF 44	SEA 26	SEA 20	4	Punt (0)
12/17	at Arz.	None					
12/25	Bal.	K. Hamilton INT (B. Purdy)*	BAL 15	BAL -2	BAL 8	1	Safety (0)
		M. Humphrey INT (B. Purdy)	BAL 37	BAL 44	BAL 47	2	Touchdown (7)
		K. Hamilton INT (B. Purdy)	SF 30	SF 32	SF 20	2	Field Goal (3)
		P. Queen INT (B. Purdy)	SF 25	SF 30	SF 9	3	Touchdown (7)
		M. Williams INT (S. Darnold)*	BAL 17	BAL 0	BAL 22	4	End Of Game (0)
12/31	at Was.	None					
1/7/24	LAR	S. Darnold FUMBLE (D. Johnson FF)	SF 40	SF 37	SF 43	4	End Of Game (0)

Regular Season Totals: 18 giveaways resulted in 38 points

L.O.S. – Line of scrimmage

* – Red zone play

(ST) – Special teams play

(TB) – Touchback

GAME-BY-GAME TURNOVER DIFFERENTIAL

Date	Opp	Takeaways	Giveaways	Game Total	Total
9/10	at Pit.	2	1	+1	+1
9/17	at LAR	2	0	+2	+3
9/21	NYG	1	0	+1	+4
10/1	Arz.	0	0	0	+4
10/8	Dal.	4	1	+3	+7
10/15	at Cle.	2	1	+1	+8
10/23	at Min.	1	3	-2	+6
10/29	Cin.	1	3	-2	+4
11/12	at Jax.	4	0	+4	+8
11/19	TB	2	0	+2	+10
11/23	at Sea.	2	1	+1	+11
12/3	at Phi.	0	0	0	+11
12/10	Sea.	2	2	0	+11
12/17	at Arz.	2	0	+2	+13
12/25	Bal.	0	5	-5	+8
12/31	at Was.	2	0	+2	+10
1/7/24	LAR	1	1	0	+10

2023 SAN FRANCISCO 49ERS POSTSEASON TURNOVER BREAKDOWN

TAKEAWAYS

Date	Opponent	Turnover	Starting L.O.S.	Point of Turnover	Resulting L.O.S.	Qtr.	Result (pts)
1/20/24	GB	D. Greenlaw INT (J. Love)	GB 48	SF 45	GB 48	3	Field Goal (3)
		D. Greenlaw INT (J. Love)	GB 36	SF 42	GB 40	4	End Of Game (0)
1/28/24	Det.	J. Gibbs FUMBLE (T. Gipson Sr. FF)	DET 25	DET 25	DET 24	3	Touchdown (7)
2/11/24	at KC	I. Pacheco FUMBLE (D. Lenoir FF)*	SF 9	SF 8	SF 8	2	Punt (0)
		J. Brown INT (P. Mahomes)	KC 23	KC 44	KC 44	3	Punt (0)

Postseason Totals: 5 takeaways resulted in 10 points

L.O.S. – Line of scrimmage

* – Red zone play

(ST) – Special teams play

(TB) – Touchback

GIVEAWAYS

Date	Opponent	Turnover	Starting L.O.S.	Point of Turnover	Resulting L.O.S.	Qtr.	Result (pts)
1/20/24	GB	None					
1/28/24	Det.	M. Rodriguez INT (B. Purdy)	SF 24	SF 40	SF 46	2	Touchdown (7)
2/11/24	at KC	C. McCaffrey FUMBLE (L. Chenal FF)	KC 29	KC 27	KC 27	1	Punt (0)
		D. Luter Jr. FUMBLE (ST)	KC 35	SF 19	SF 16	3	Touchdown (7)

Postseason Totals: 3 giveaways resulted in 14 points

L.O.S. – Line of scrimmage

* – Red zone play

(ST) – Special teams play

(TB) – Touchback

GAME-BY-GAME TURNOVER DIFFERENTIAL

Date	Opp	Takeaways	Giveaways	Game Total	Total
1/20/24	GB	2	0	+2	+2
1/28/24	Det.	1	1	0	+2
2/11/24	at KC	2	2	0	+2

2023 SAN FRANCISCO 49ERS THIRD DOWN EFFICIENCY

49ERS THIRD-AND ...

Date	Opp	1	2	3	4	5	6	7	8	9	10	11+	Totals
9/10	at Pit.	1/2	0/1	0/0	1/1	0/0	1/2	1/2	1/2	0/0	0/0	1/3	6/13
9/17	at LAR	1/1	0/1	0/1	0/0	0/0	0/1	1/3	0/0	0/1	0/0	0/1	2/9
9/21	NYG	2/2	1/1	0/1	1/1	1/2	1/1	0/0	1/2	0/1	0/1	2/4	9/16
10/1	Arz.	1/1	0/0	0/0	1/2	0/0	0/0	1/1	0/0	0/0	0/0	0/1	3/5
10/8	Dal.	3/3	2/4	0/0	0/0	0/0	0/0	0/1	0/0	0/0	0/0	1/3	6/11
10/15	at Cle.	1/1	2/2	0/0	0/0	0/0	0/0	0/1	0/0	0/0	0/2	0/6	3/12
10/23	at Min.	4/5	0/0	0/0	0/0	0/1	0/1	1/1	0/0	0/0	0/0	0/1	5/9
10/29	Cin.	1/2	0/0	0/0	0/0	1/1	1/2	0/1	1/1	0/0	1/1	0/1	5/9
11/12	at Jax.	0/0	1/1	0/2	0/1	0/0	1/2	0/0	1/1	1/1	0/0	0/4	4/12
11/19	TB	1/1	1/2	1/2	0/0	0/0	0/0	1/2	0/1	0/0	0/0	0/2	4/10
11/23	at Sea.	1/1	0/0	1/1	0/1	0/0	1/2	1/1	0/0	1/1	0/0	0/4	5/11
12/3	at Phi.	1/1	1/1	2/2	0/0	3/3	0/0	1/1	0/0	0/1	0/0	0/2	8/11
12/10	Sea.	1/1	1/1	0/0	0/0	0/0	1/2	1/2	0/2	0/0	0/1	2/2	6/11
12/17	at Arz.	1/1	1/1	0/0	0/0	1/1	0/0	0/1	0/0	0/0	0/1	1/2	4/7
12/25	Bal.	2/3	0/0	0/0	1/1	1/3	0/2	1/1	0/0	0/2	1/1	0/1	6/14
12/31	at Was.	1/1	0/1	1/1	0/1	0/1	0/0	0/1	0/0	2/2	0/0	0/1	4/9
1/7/24	LAR	2/2	1/2	0/0	2/2	0/1	0/0	0/0	0/1	0/0	0/1	0/1	5/10
Regular Season Totals:		24/28	11/18	5/10	6/10	7/13	6/15	9/19	4/10	4/9	2/8	7/39	85/179
		85.7	61.1	50.0	60.0	53.8	40.0	47.4	40.0	44.4	25.0	17.9	47.5

POSTSEASON

Date	Opp	1	2	3	4	5	6	7	8	9	10	11+	Totals
1/20/24	GB	4/4	1/2	0/0	0/1	2/3	1/2	0/0	0/0	1/1	1/3	0/0	10/16
1/28/24	Det.	0/0	1/1	1/1	2/2	0/0	1/2	0/0	0/1	1/1	0/2	0/2	6/12
2/11/24	at KC	0/0	1/2	0/0	0/1	1/2	0/0	0/0	0/0	1/2	0/1	0/4	3/12
Postseason Totals		4/4	3/5	1/1	2/4	3/5	2/4	0/0	0/1	3/4	1/6	0/6	19/40
		100.0	60.0	100.0	50.0	60.0	50.0	0.0	0.0	75.0	16.7	0.0	47.5

OPPONENTS THIRD-AND ...

Date	Opp	1	2	3	4	5	6	7	8	9	10	11+	Totals
9/10	at Pit.	2/2	2/2	0/1	0/2	0/2	0/2	0/0	0/1	0/0	0/1	1/2	5/15
9/17	at LAR	4/4	1/2	0/0	1/1	1/3	0/0	0/0	0/0	0/0	0/2	0/2	7/14
9/21	NYG	1/1	1/2	0/1	1/1	0/0	0/1	0/1	0/1	0/1	0/0	0/3	3/12
10/1	Arz.	1/1	1/3	1/1	0/0	1/2	1/2	1/1	1/2	1/1	0/1	0/1	8/15
10/8	Dal.	1/1	0/1	1/2	1/2	0/1	0/1	1/1	0/0	0/1	0/0	0/1	4/11
10/15	at Cle.	2/2	0/0	0/1	0/0	0/1	1/1	0/1	0/0	0/1	0/1	0/5	3/13
10/23	at Min.	0/0	1/2	1/2	0/1	2/2	1/1	1/1	0/0	0/0	1/2	1/2	8/13
10/29	Cin.	0/0	1/1	0/0	0/0	0/0	0/0	0/2	0/0	1/1	1/1	0/3	3/8
11/12	at Jax.	1/2	1/1	0/0	2/4	0/1	0/0	0/1	0/0	0/0	0/1	0/2	4/12
11/19	TB	1/1	2/2	2/3	0/1	0/1	0/1	0/1	0/0	0/1	1/2	1/1	7/14
11/23	at Sea.	1/2	0/0	0/0	0/1	0/0	0/0	0/1	0/1	1/2	0/2	1/2	3/11
12/3	at Phi.	0/0	0/0	1/1	0/0	1/1	1/2	1/2	0/2	1/2	1/1	2/4	8/15
12/10	Sea.	0/0	0/0	0/0	0/0	0/0	1/4	0/1	1/1	0/1	0/2	0/2	2/11
12/17	at Arz.	1/2	2/2	1/2	0/0	0/0	0/1	2/2	1/1	0/1	0/2	0/3	7/16
12/25	Bal.	1/2	0/0	0/0	1/1	1/2	0/0	0/0	0/3	0/0	0/1	1/2	4/11
12/31	at Was.	1/2	1/1	1/1	0/0	0/0	0/0	0/1	0/3	0/1	0/0	0/0	3/9
1/7/24	LAR	4/4	0/2	1/2	0/2	1/1	0/0	0/0	1/1	0/1	0/0	2/2	9/15
Regular Season Totals:		21/26	13/21	9/17	6/16	7/17	5/16	6/16	4/16	4/14	4/19	9/37	88/215
		80.8	61.9	52.9	37.5	41.2	31.3	37.5	25.0	28.6	21.1	24.3	40.9

POSTSEASON

Date	Opp	1	2	3	4	5	6	7	8	9	10	11+	Totals
1/20/24	GB	3/4	1/2	1/1	0/0	0/0	1/1	1/1	0/1	0/1	0/0	0/2	7/13
1/28/24	Det.	0/1	0/0	0/0	0/1	0/0	1/2	1/1	0/0	1/2	1/2	2/3	6/12
2/11/24	at KC	2/4	2/3	0/1	1/1	0/1	1/1	1/1	0/1	1/1	1/1	0/4	9/19
Postseason Totals		5/9	3/5	1/2	1/2	0/1	3/4	3/3	0/2	2/4	2/3	2/9	22/44
		55.6	60.0	50.0	50.0	0.0	75.0	100.0	0.0	50.0	66.7	22.2	50.0

2023 SAN FRANCISCO 49ERS RED ZONE PRODUCTION

SAN FRANCISCO 49ERS

Date	Opp	Poss	TD	PAT	2-Pt.	FG	MFG/ BFG	INT	FUM	DWNS/ Punt	HF	GM	PTS	TD%	SCORE PCT.	PTS/ POSS
9/10	at Pit.	3	2	2	0	1	0	0	0	0	0	0	17	66.7%	100.0%	5.7
9/17	at LAR	5	3	3	0	2	0	0	0	0	0	0	27	60.0%	100.0%	5.4
9/21	NYG	5	2	2	0	3	0	0	0	0	0	0	23	40.0%	100.0%	4.6
10/1	Arz.	5	5	5	0	0	0	0	0	0	0	0	35	100.0%	100.0%	7.0
10/8	Dal.	5	4	4	0	0	0	0	1	0	0	0	28	80.0%	80.0%	5.6
10/15	at Cle.	3	2	2	0	1	0	0	0	0	0	0	17	66.7%	100.0%	5.7
10/23	at Min.	2	1	1	0	0	0	0	1	0	0	0	7	50.0%	50.0%	3.5
10/29	Cin.	4	2	2	0	1	0	1	0	0	0	0	17	50.0%	75.0%	4.3
11/12	at Jax.	4	1	1	0	2	0	0	0	1	0	0	13	25.0%	75.0%	3.3
11/19	TB	4	2	2	0	2	0	0	0	0	0	0	20	50.0%	100.0%	5.0
11/23	at Sea.	4	3	3	0	1	0	0	0	0	0	0	24	75.0%	100.0%	6.0
12/3	at Phi.	4	4	4	0	0	0	0	0	0	0	0	28	100.0%	100.0%	7.0
12/10	Sea.	2	2	2	0	0	0	0	0	0	0	0	14	100.0%	100.0%	7.0
12/17	at Arz.	4	4	4	0	0	0	0	0	0	0	0	28	100.0%	100.0%	7.0
12/25	Bal.	4	2	2	0	0	0	2	0	0	0	0	14	50.0%	50.0%	3.5
12/31	at Was.	6	3	3	0	2	0	0	0	1	0	0	27	50.0%	83.3%	4.5
1/7/24	LAR	3	3	2	0	0	0	0	0	0	0	0	20	100.0%	100.0%	6.7
TOTALS		67	45	44	0	15	0	3	2	2	0	0	359	67.2%	89.6%	5.4

POSTSEASON

Date	Opp	Poss	TD	PAT	2-Pt.	FG	MFG/ BFG	INT	FUM	DWNS/ Punt	HF	GM	PTS	TD%	SCORE PCT.	PTS/ POSS
1/20/24	GB	1	1	1	0	0	0	0	0	0	0	0	7	100.0%	100.0%	7.0
1/28/24	Det.	5	4	4	0	1	0	0	0	0	0	0	31	80.0%	100.0%	6.2
2/11/24	at KC	2	1	1	0	1	0	0	0	0	0	0	10	50.0%	100.0%	5.0
TOTALS		8	6	6	0	2	0	0	0	0	0	0	48	75.0%	100.0%	6.0

OPPONENTS

Date	Opp	Poss	TD	PAT	2-Pt.	FG	MFG/ BFG	INT	FUM	DWNS/ Punt	HF	GM	PTS	TD%	SCORE PCT.	PTS/ POSS
9/10	at Pit.	2	1	1	0	0	0	0	0	1	0	0	7	50.0%	50.0%	3.5
9/17	at LAR	3	2	2	0	1	0	0	0	0	0	0	17	66.7%	100.0%	5.7
9/21	NYG	1	1	0	0	0	0	0	0	0	0	0	6	100.0%	100.0%	6.0
10/1	Arz.	3	2	1	0	0	0	0	0	1	0	0	13	66.7%	66.7%	4.3
10/8	Dal.	0	0	0	0	0	0	0	0	0	0	0	0	0.0%	0.0%	0.0
10/15	at Cle.	2	1	1	0	1	0	0	0	0	0	0	10	50.0%	100.0%	5.0
10/23	at Min.	2	0	0	0	2	0	0	0	0	0	0	6	0.0%	100.0%	3.0
10/29	Cin.	5	4	4	0	0	0	0	1	0	0	0	28	80.0%	80.0%	5.6
11/12	at Jax.	2	0	0	0	1	0	0	1	0	0	0	3	0.0%	50.0%	1.5
11/19	TB	4	2	2	0	0	0	1	0	1	0	0	14	50.0%	50.0%	3.5
11/23	at Sea.	1	0	0	0	1	0	0	0	0	0	0	3	0.0%	100.0%	3.0
12/3	at Phi.	4	2	1	0	2	0	0	0	0	0	0	19	50.0%	100.0%	4.8
12/10	Sea.	1	0	0	0	1	0	0	0	0	0	0	3	0.0%	100.0%	3.0
12/17	at Arz.	3	2	2	0	1	0	0	0	0	0	0	17	66.7%	100.0%	5.7
12/25	Bal.	6	3	3	0	3	0	0	0	0	0	0	30	50.0%	100.0%	5.0
12/31	at Was.	2	1	1	0	0	0	1	0	0	0	0	7	50.0%	50.0%	3.5
1/7/24	LAR	3	3	3	0	0	0	0	0	0	0	0	21	100.0%	100.0%	7.0
TOTALS		44	24	21	0	13	0	2	2	3	0	0	204	54.5%	84.1%	4.6

POSTSEASON

Date	Opp	Poss	TD	PAT	2-Pt.	FG	MFG/ BFG	INT	FUM	DWNS/ Punt	HF	GM	PTS	TD%	SCORE PCT.	PTS/ POSS
1/20/24	GB	5	2	1	1	2	0	0	0	1	0	0	21	40.0%	80.0%	4.2
1/28/24	Det.	4	3	3	0	1	0	0	0	0	0	0	24	75.0%	100.0%	6.0
2/11/24	at KC	6	2	1	0	3	0	0	1	0	0	0	22	33.3%	83.3%	3.7
TOTALS		15	7	5	1	6	0	0	1	1	0	0	67	46.7%	86.7%	4.5

2023 SAN FRANCISCO 49ERS BIG PLAYS

Rushes of 10–yards or more; Pass completions of 20–yards or more; Returns of 30–yards or more

9/10/23 AT PITTSBURGH

49ERS

Run	Pass	Ret.	Description
17			Christian McCaffrey run
	23		Brock Purdy to Brandon Aiyuk
11			Christian McCaffrey run
	22		Brock Purdy to Deebo Samuel Sr.
65t			Christian McCaffrey run
11			Christian McCaffrey run
	22		Brock Purdy to Brandon Aiyuk
17			Brock Purdy run

STEELERS

Run	Pass	Ret.	Description
		32	Anthony McFarland Jr. kickoff return
		34	Anthony McFarland Jr. kickoff return
24			Najee Harris run
	26		Kenny Pickett to Diontae Johnson
	31		Kenny Pickett to Allen Robinson II

9/17/23 AT LOS ANGELES RAMS

49ERS

Run	Pass	Ret.	Description
14t			Christian McCaffrey run
51			Christian McCaffrey run
17			Deebo Samuel Sr. run
	23		Brock Purdy to Deebo Samuel Sr.
	20		Brock Purdy to Jauan Jennings
	31		Brock Purdy to Jauan Jennings
11t			Deebo Samuel Sr. run

RAMS

Run	Pass	Ret.	Description
	20		Matthew Stafford to Puka Nacua
11			Ben Skowronek run

9/21/23 VS. NEW YORK GIANTS

GIANTS

Run	Pass	Ret.	Description
-----	------	------	-------------

49ERS

Run	Pass	Ret.	Description
10			Christian McCaffrey run
	24		Brock Purdy to Jauan Jennings
	30		Brock Purdy to Deebo Samuel Sr.
10			Christian McCaffrey run
12			Christian McCaffrey run
18			Elijah Mitchell run
	40		Brock Purdy to Deebo Samuel Sr.
	29		Brock Purdy to George Kittle
	27t		Brock Purdy to Deebo Samuel Sr.

10/1/23 VS. ARIZONA

CARDINALS

Run	Pass	Ret.	Description
	33		Joshua Dobbs to Michael Wilson
11			James Conner run
	41		Joshua Dobbs to Marquise Brown
12			Joshua Dobbs run

49ERS

Run	Pass	Ret.	Description
12			Christian McCaffrey run
18t			Christian McCaffrey run
	42		Brock Purdy to Brandon Aiyuk
10			Christian McCaffrey run
	25		Brock Purdy to Brandon Aiyuk
	34		Brock Purdy to Brandon Aiyuk
10			Christian McCaffrey run
16			Christian McCaffrey run
	20		Brock Purdy to Brandon Aiyuk

2023 SAN FRANCISCO 49ERS BIG PLAYS

Rushes of 10–yards or more; Pass completions of 20–yards or more; Returns of 30–yards or more

10/8/23 VS. DALLAS

COWBOYS

Run	Pass	Ret.	Description
	20		Dak Prescott to Jake Ferguson
	26t		Dak Prescott to KaVontae Turpin
	29		Dak Prescott to CeeDee Lamb
10			Tony Pollard run
	26		Dak Prescott to Tony Pollard

49ERS

Run	Pass	Ret.	Description
11			Deebo Samuel Sr. run
	38t		Brock Purdy to George Kittle
	23		Brock Purdy to Brandon Aiyuk
	42		Brock Purdy to Deebo Samuel Sr.
26t			Jordan Mason run
15			Tyrion Davis–Price run

10/15/23 AT CLEVELAND

49ERS

Run	Pass	Ret.	Description
27			Christian McCaffrey run
		32	Fred Warner INT return
15			Ray–Ray McCloud III run
	33		Brock Purdy to Brandon Aiyuk
10			Jordan Mason run
	25		Brock Purdy to Brandon Aiyuk

BROWNS

Run	Pass	Ret.	Description
20			Marquise Goodwin run
	58		P.J. Walker to Amari Cooper
16t			Kareem Hunt run
	26		P.J. Walker to Amari Cooper
13			Jerome Ford run
14			Jerome Ford run
22			Jerome Ford run

10/23/23 AT MINNESOTA

49ERS

Run	Pass	Ret.	Description
17			Brock Purdy run
	25		Brock Purdy to Brandon Aiyuk
	28		Brock Purdy to George Kittle
	35t		Brock Purdy to Christian McCaffrey
		34	Ray–Ray McCloud III kickoff return

VIKINGS

Run	Pass	Ret.	Description
19			Alexander Mattison run
	22		Kirk Cousins to T.J. Hockenson
13			Alexander Mattison run
	20t		Kirk Cousins to Jordan Addison
13			Cam Akers run
	30		Kirk Cousins to Cam Akers
	60t		Kirk Cousins to Jordan Addison
27			Kirk Cousins to Brandon Powell

10/29/23 VS. CINCINNATI

BENGALS

Run	Pass	Ret.	Description
20			Joe Mixon run
		41	Trayveon Williams kickoff return
	22		Joe Burrow to Tyler Boyd
11			Joe Mixon run
10			Joe Burrow run
12			Joe Mixon run
20			Joe Burrow run
	33		Joe Burrow to Tee Higgins
	21		Joe Burrow to Trenton Irwin
	20		Joe Burrow to Ja'Marr Chase
10			Joe Burrow run

49ERS

Run	Pass	Ret.	Description
16			Brock Purdy run
	31		Brock Purdy to Brandon Aiyuk
	23		Brock Purdy to Brandon Aiyuk
10			Brock Purdy run
	34		Brock Purdy to George Kittle
16			Christian McCaffrey run
	32		Brock Purdy to George Kittle
	20		Brock Purdy to George Kittle
12			Brock Purdy run
	25		Brock Purdy to Brandon Aiyuk
	28		Brock Purdy to Christian McCaffrey
	41		Brock Purdy to Ray–Ray McCloud III

2023 SAN FRANCISCO 49ERS BIG PLAYS

Rushes of 10–yards or more; Pass completions of 20–yards or more; Returns of 30–yards or more

11/12/23 AT JACKSONVILLE

49ERS

Run	Pass	Ret.	Description
	29		Brock Purdy to George Kittle
	21		Brock Purdy to Brandon Aiyuk
12			Christian McCaffrey run
	66t		Brock Purdy to George Kittle
	21		Brock Purdy to Brandon Aiyuk
	21		Brock Purdy to George Kittle
14			Christian McCaffrey run
23t			Deebo Samuel Sr. run
15			Christian McCaffrey run
	22t		Brock Purdy to Kyle Juszczyk
	20		Brock Purdy to Ronnie Bell
19			Christian McCaffrey run

JAGUARS

Run	Pass	Ret.	Description
16			Travis Etienne Jr. run
	26		Trevor Lawrence to Christian Kirk
	39		Trevor Lawrence to Christian Kirk

11/19/23 VS. TAMPA BAY

BUCCANEERS

Run	Pass	Ret.	Description
	27		Baker Mayfield to Cade Otton
17			Deven Thompson run
	41		Baker Mayfield to Rakim Jarrett
		51	Deven Thompson punt return

49ERS

Run	Pass	Ret.	Description
	24		Brock Purdy to George Kittle
13			Elijah Mitchell run
	37		Brock Purdy to Brandon Aiyuk
	21		Brock Purdy to George Kittle
	76t		Brock Purdy to Brandon Aiyuk
12			Christian McCaffrey run
	40		Brock Purdy to Deebo Samuel Sr.
12			Christian McCaffrey run
13			Brock Purdy run

11/23/23 AT SEATTLE

49ERS

Run	Pass	Ret.	Description
27			Christian McCaffrey run
	22		Brock Purdy to Deebo Samuel Sr.
	24		Brock Purdy to Deebo Samuel Sr.
16			Christian McCaffrey run
	22		Brock Purdy to Brandon Aiyuk
15			Deebo Samuel Sr. run
12			Christian McCaffrey run
	28t		Brock Purdy to Brandon Aiyuk
13			Elijah Mitchell run
	23		Brock Purdy to Ray–Ray McCloud III

SEAHAWKS

Run	Pass	Ret.	Description
		66	Dee Eskridge kickoff return
10			Dee Eskridge run
	21		Geno Smith to Will Dissly
	34		Geno Smith to Jaxon Smith–Njigba
11			Geno Smith run
10			Zach Charbonnet run
		30	Dee Eskridge kickoff return

12/3/23 AT PHILADELPHIA

49ERS

Run	Pass	Ret.	Description
		32	Deebo Samuel Sr. kickoff return
11			Christian McCaffrey run
	32		Brock Purdy to George Kittle
	25		Brock Purdy to George Kittle
14			Deebo Samuel Sr. run
	33		Brock Purdy to Christian McCaffrey
12t			Deebo Samuel Sr. run
16			Christian McCaffrey run
	48t		Brock Purdy to Deebo Samuel Sr.
15			Christian McCaffrey run
11			Elijah Mitchell run
	46t		Brock Purdy to Deebo Samuel Sr.

EAGLES

Run	Pass	Ret.	Description
	38		Jalen Hurts to A.J. Brown
	21		Jalen Hurts to DeVonta Smith
	27		Jalen Hurts to Boston Scott

2023 SAN FRANCISCO 49ERS BIG PLAYS

Rushes of 10–yards or more; Pass completions of 20–yards or more; Returns of 30–yards or more

12/10/23 VS. SEATTLE

SEAHAWKS

Run	Pass	Ret.	Description
	21		Drew Lock to DK Metcalf
	31t		Drew Lock to DK Metcalf
23			Zach Charbonnet run
23			Zach Charbonnet run
	20		Drew Lock to Tyler Lockett
		32	DeeJay Dallas kickoff return
	27		Drew Lock to Kenneth Walker III
	26		Drew Lock to Noah Fant
	25t		Drew Lock to Colby Parkinson
	24		Drew Lock to Tyler Lockett
12			Kenneth Walker III run

49ERS

Run	Pass	Ret.	Description
72			Christian McCaffrey run
	25		Brock Purdy to Brandon Aiyuk
20			Christian McCaffrey run
	54t		Brock Purdy to Deebo Samuel Sr.
	25		Brock Purdy to Deebo Samuel Sr.
23			Christian McCaffrey run
	45		Brock Purdy to Brandon Aiyuk
12			Christian McCaffrey run
	30		Brock Purdy to Deebo Samuel Sr.
	44t		Brock Purdy to George Kittle
	30		Brock Purdy to Brandon Aiyuk
	27		Brock Purdy to George Kittle

12/17/23 AT ARIZONA

49ERS

Run	Pass	Ret.	Description
13			Christian McCaffrey run
26			Christian McCaffrey run
		66t	Charvarius Ward INT return
	22		Brock Purdy to Jauan Jennings
	35		Brock Purdy to George Kittle
	41t		Brock Purdy to Christian McCaffrey
	22		Brock Purdy to Brandon Aiyuk
18			Christian McCaffrey run
11			Christian McCaffrey run
13			Christian McCaffrey run
12			Christian McCaffrey run
11			Deebo Samuel Sr. run
17			Jordan Mason run

CARDINALS

Run	Pass	Ret.	Description
	38		Kyler Murray to Trey McBride
12			Kyler Murray run
	26		Kyler Murray to Geoff Swaim
19			Michael Carter run
15			Kyler Murray run
44			James Conner run
49t			Emari Demercado run
15			Kyler Murray run

12/25/23 VS. BALTIMORE

RAVENS

Run	Pass	Ret.	Description
30			Lamar Jackson run
	39		Lamar Jackson to Gus Edwards
	34		Lamar Jackson to Isaiah Likely
	23		Lamar Jackson to Justice Hill
13			Gus Edwards run

49ERS

Run	Pass	Ret.	Description
	58		Brock Purdy to George Kittle
14			Christian McCaffrey run
	20		Brock Purdy to George Kittle
		34	Deebo Samuel Sr. kickoff return
39			Christian McCaffrey run
	20		Brock Purdy to Deebo Samuel Sr.
15			Christian McCaffrey run
	22		Brock Purdy to Brandon Aiyuk
	33		Brock Purdy to Brandon Aiyuk
	24		Sam Darnold to Brandon Aiyuk

12/31/23 AT WASHINGTON

49ERS

Run	Pass	Ret.	Description
13			Christian McCaffrey run
10			Deebo Samuel Sr. run
10			Christian McCaffrey run
	22		Brock Purdy to Brandon Aiyuk
13			Christian McCaffrey run
11			Elijah Mitchell run
15			Elijah Mitchell run
	38		Brock Purdy to Brandon Aiyuk
17			Deebo Samuel Sr. run

COMMANDERS

Run	Pass	Ret.	Description
12			Brian Robinson Jr. run
	22		Sam Howell to Brian Robinson Jr.
	42		Sam Howell to Terry McLaurin
	25		Sam Howell to Curtis Samuel
16			Antonio Gibson run

2023 SAN FRANCISCO 49ERS BIG PLAYS

Rushes of 10–yards or more; Pass completions of 20–yards or more; Returns of 30–yards or more

1/7/24 VS. LOS ANGELES RAMS

RAMS				49ERS			
Run	Pass	Ret.	Description	Run	Pass	Ret.	Description
10			Ronnie Rivers run		20		Sam Darnold to Charlie Woerner
	29		Carson Wentz to Brycen Hopkins	11			Deebo Samuel Sr. run
12t			Carson Wentz run	16			Jordan Mason run
				14			Elijah Mitchell run
				48			Sam Darnold to Chris Conley

1/20/24 VS. GREEN BAY - NFC-D

PACKERS				49ERS			
Run	Pass	Ret.	Description	Run	Pass	Ret.	Description
10			Aaron Jones run		32t		Brock Purdy to George Kittle
	38		Jordan Love to Romeo Doubs		32		Brock Purdy to George Kittle
	27		Jordan Love to Jayden Reed	39t			Christian McCaffrey run
	22		Jordan Love to Romeo Doubs	10			Christian McCaffrey run
		73	Keisean Nixon kickoff return	21			Brock Purdy to Jauan Jennings
53			Aaron Jones run				

1/28/24 VS. DETROIT - NFC-C

LIONS				49ERS			
Run	Pass	Ret.	Description	Run	Pass	Ret.	Description
15			David Montgomery run		23		Brock Purdy to Kyle Juszczyk
42t			Jameson Williams run		28		Brock Purdy to Christian McCaffrey
10			Jahmyr Gibbs run		26		Brock Purdy to Deebo Samuel Sr.
14			David Montgomery run		51		Brock Purdy to Brandon Aiyuk
15t			Jahmyr Gibbs run	21			Brock Purdy run
13			Jahmyr Gibbs run		28		Brock Purdy to George Kittle
	23		Jared Goff to Amon–Ra St. Brown	10			Brock Purdy run
	22		Jared Goff to Jameson Williams	21			Brock Purdy run
16			David Montgomery run	25			Christian McCaffrey run
	25		Jared Goff to Josh Reynolds				

2/11/24 AT KANSAS CITY - SB LVIII

49ERS				CHIEFS			
Run	Pass	Ret.	Description	Run	Pass	Ret.	Description
11			Christian McCaffrey run	10			Isiah Pacheco run
	21t		Jauan Jennings to Christian McCaffrey		52		Patrick Mahomes to Mecole Hardman
	20		Brock Purdy to Brandon Aiyuk		21		Patrick Mahomes to Justin Watson
	23		Brock Purdy to Jauan Jennings	22			Patrick Mahomes run
	24		Brock Purdy to Christian McCaffrey		25		Patrick Mahomes to Justin Watson
					22		Patrick Mahomes to Travis Kelce
				19			Patrick Mahomes run

THE LAST TIME ...

TEAM TOTALS

Won in Overtime

By 49ers:	1/1/23	49ers win at Las Vegas, 37–34
By Opponent:	11/11/19	Seahawks win vs. Seattle, 27–24
	2/11/24	Chiefs win at Kansas City, 25–22 – SB LVIII

Won by Scoring in the Last Two Minutes of Regulation

By 49ers:	11/29/20	49ers win at Los Angeles Rams, 23–20 (last score at 0:00)
	1/20/24	49ers win vs. Green Bay, 24–21 (last score at 1:07) – NFC–D
By Opponent:	10/15/23	Browns win at Cleveland, 19–17 (last score at 1:16)
	1/30/22	Rams win at Los Angeles, 20–17 (last score at 1:46) – NFC–C

Tied Game by Scoring in the Last Two Minutes of Regulation

By 49ers:	1/9/22	49ers win at Los Angeles Rams, 27–24 (OT) (tied game at 0:26)
By Opponent:	1/1/23	Raiders loss at Las Vegas, 34–37 (OT) (tied game at 1:11)
	2/11/24	Chiefs win at Kansas City, 25–22 (OT) (tied game at 0:03) – SB LVIII

Shutout

By 49ers:	11/27/22	49ers win vs. New Orleans, 13–0
	12/29/96	49ers win vs. Philadelphia, 14–0 – NFC–WC
By Opponent:	11/21/10	Buccaneers win vs. Tampa Bay, 21–0

Won by 20-or-More Points

By 49ers:	12/3/23	49ers win at Philadelphia, 42–19
	1/29/95	49ers win at San Diego, 49–26 – SB XXIX
By Opponent:	10/23/22	Chiefs win vs. Kansas City, 44–23
	1/29/23	Eagles win at Philadelphia, 31–7 – NFC–C

Won After Trailing by 20-or-More Points

By 49ers:	10/2/11	49ers win at Philadelphia, 24–23 (Eagles ahead 23–3 in 3rd Q)
	1/5/03	49ers win vs. New York, 39–38 (Giants ahead 38–14 in 3rd Q) – NFC–WC
By Opponent:	12/20/14	Chargers win vs. San Diego, 38–35 (OT) (49ers ahead 28–7 in 2nd Q)

Held a 28-or-More Point Lead

By 49ers:	11/12/23	49ers win at Jacksonville, 34–3 (49ers ahead 34–3 in 4th Q)
	1/29/95	49ers win vs. San Diego, 49–26 (49ers ahead 49–18 in 4th Q) – SB XXIX
By Opponent:	11/5/20	Packers win vs. Green Bay, 34–17 (Packers ahead 34–3 in 4th Q)
	1/4/87	Giants win at New York, 49–3 (Giants ahead 49–3 in 4th Q) – NFC–D

Held a 21-or-More Point Lead

By 49ers:	12/17/23	49ers win at Arizona, 45–29 (49ers ahead 45–22 in 4th Q)
	1/14/23	49ers win vs. Seattle, 41–23 (49ers ahead 41–17 in 4th Q) – NFC–WC
By Opponent:	10/23/22	Ravens win vs. Baltimore, 33–19 (Ravens ahead 33–12 in 3rd Q)
	2/3/13	Ravens win vs. Baltimore, 34–31 (Ravens ahead 28–6 in 3rd Q) – SB XLVII

Scored 20-or-More Points in a Quarter

By 49ers:	1/8/23	49ers win vs. Arizona, 38–13 (49ers ahead 38–13 in 4th Q)
	1/19/20	49ers win vs. Green Bay, 37–20 (20 points, 2nd Q) – NFC–C
By Opponent:	1/3/21	Seahawks win vs. Seattle, 26–23 (20 points, 4th Q)
	2/2/20	Chiefs win at Kansas City, 31–20 (21 points, 4th Q) – SB LIV

Scored 20-or-More Points in a Half

By 49ers:	1/7/24	49ers loss vs. Los Angeles Rams, 20–21 (20 points, 1st half)
	1/28/24	49ers win vs. Detroit, 34–31 (27 points, 2nd half) – NFC–C
By Opponent:	10/23/22	Chiefs win vs. Kansas City, 44–23 (30 points, 2nd half)
	1/28/24	Lions loss vs. Detroit, 31–34 (24 points, 1st half) – NFC–C

Held Opponent without a Touchdown

By 49ers:	11/12/23	49ers win at Jacksonville, 34–3
	12/29/96	49ers win vs. Philadelphia, 14–0 – NFC–WC
By Opponent:	10/20/19	Redskins loss at Washington, 0–9 (3 FGs)
	1/12/03	Buccaneers win at Tampa Bay, 31–6 (2 FGs) – NFC–D

Touchdowns Scored by Offense and Defense

By 49ers:	12/17/23	49ers win at Arizona, 45–29 (5 offense, 1 defense)
	1/3/98	49ers win vs. Minnesota, 38–22 (4 offense, 1 defense) – NFC–D
By Opponent:	10/16/22	Falcons win at Atlanta, 28–14 (3 offense, 1 defense)
	1/13/12	Packers loss vs. Green Bay, 31–45 (3 offense, 1 defense) – NFC–D

THE LAST TIME ...

TEAM TOTALS

Touchdowns Scored by Offense, Defense and Special Teams

By 49ers: 10/4/09 49ers win vs. St. Louis, 35–0 (2 offense, 2 defense, 1 special teams)
 By Opponent: 9/23/07 Steelers win at Pittsburgh, 37–16 (2 offense, 1 defense, 1 special teams)

Safety Scored

By 49ers: 12/25/23 Penalty on Lamar Jackson enforced in the end zone vs. Baltimore
 2/3/13 *Sam Koch ran out of bounds in end zone, forced by Chris Culliver vs. Baltimore – SB XLVII*
 By Opponent: 10/23/22 Frank Clark sacked Jimmy Garoppolo in the end zone vs. Kansas City

Successful Two Point Conversion

By 49ers: 10/31/21 Jimmy Garoppolo pass to Brandon Aiyuk at Chicago
 1/14/23 *Brock Purdy pass to George Kittle vs. Seattle – NFC–WC*
 By Opponent: 1/7/24 Carson Wentz pass to Tutu Atwell vs. Los Angeles Rams
 1/20/24 *Jordan Love pass to Aaron Jones vs. Green Bay – NFC–D*

Failed Two Point Conversion Attempt

By 49ers: 10/24/21 Pass failed from Jimmy Garoppolo to Brandon Aiyuk vs. Indianapolis
 2/3/13 *Pass failed from Colin Kaepernick to Randy Moss vs. Baltimore – SB XLVII*
 By Opponent: 12/17/23 Pass failed from Kyler Murray to James Conner at Arizona
 1/14/23 *Pass failed from Geno Smith to DK Metcalf vs. Seattle – NFC–WC*

500-or–More Total Net Yards of Offense

OFFENSIVE TOTALS

By 49ers: 12/10/23 49ers win vs. Seattle, 28–16 (527; 173 rushing, 354 passing)
 1/14/23 *49ers win vs. Seattle, 41–23 (505; 181 rushing, 324 passing) – NFC–WC*
 By Opponent: 1/1/23 Raiders loss at Las Vegas, 34–37 (OT) (500; 135 rushing, 365 passing)

400-or–More Total Net Yards of Offense

By 49ers: 12/31/23 49ers win at Washington, 27–10 (408; 184 rushing, 224 passing)
 1/28/24 *49ers win vs. Detroit, 34–31 (413; 155 rushing, 258 passing) – NFC–C*
 By Opponent: 12/17/23 Cardinals loss at Arizona, 29–45 (436; 234 rushing, 202 passing)
 2/11/24 *Chiefs win at Kansas City, 25–22 (OT) (455; 130 rushing, 325 passing) – SB LVIII*

300-or–More Net Yards Rushing by Team

By 49ers: 12/20/14 49ers loss vs. Chargers, 35–38 (OT) (355)
 1/12/13 *49ers win vs. Green Bay, 45–31 (323) – NFC–D*
 By Opponent: 10/16/16 Bills win at Buffalo, 45–16 (312)

200-or–More Net Yards Rushing by Team

By 49ers: 12/11/22 49ers win vs. Tampa Bay, 35–7 (209)
 1/19/20 *49ers win vs. Green Bay, 37–20 (285) – NFC–C*
 By Opponent: 12/17/23 Cardinals loss at Arizona, 29–45 (234)
 1/4/87 *Giants win at New York, 49–3 (216) – NFC–D*

Individual 200–Yard Rushing Game

By 49ers: 9/20/09 Frank Gore (16–207–2 TDs) vs. Seattle
 1/19/20 *Raheem Mostert (29–220–4 TDs) vs. Green Bay – NFC–C*
 By Opponent: 11/22/15 Thomas Rawls (30–209–1 TD) at Seattle

Individual 150–Yard Rushing Game

By 49ers: 9/10/23 Christian McCaffrey (22–152–1 TD) at Pittsburgh
 1/19/20 *Raheem Mostert (29–220–4 TDs) vs. Green Bay – NFC–C*
 By Opponent: 11/5/17 Adrian Peterson (37–159) vs. Arizona
 1/4/87 *Joe Morris (24–159–2 TDs) at New York Giants – NFC–D*

Individual 100–Yard Rushing Game

By 49ers: 12/25/23 Christian McCaffrey (14–103–1 TD) vs. Baltimore
 1/14/23 *Christian McCaffrey (15–119) vs. Seattle – NFC–WC*
 By Opponent: 10/31/21 Justin Fields (10–103–1 TD) at Chicago
 1/20/24 *Aaron Jones (18–108) vs. Green Bay – NFC–D*

Two 100–Yard Rushers in the Same Game

By 49ers: 12/20/14 Frank Gore (26–158–1 TD) & Colin Kaepernick (7–151–1 TD) vs. San Diego
 1/12/13 *Colin Kaepernick (16–181–2 TDs) and Frank Gore (23–119–1 TD) vs. Green Bay – NFC–D*
 By Opponent: 11/8/53 Skeets Quinlan (11–119) & Tank Younger (12–101–1 TD) at Los Angeles Rams

THE LAST TIME ...

OFFENSIVE TOTALS

Consecutive 100–Yard Rushing Games

By 49ers:	12/10/23–12/25/23	Christian McCaffrey (16–145) vs. Seattle; Christian McCaffrey (18–115–1 TD) at Arizona; Christian McCaffrey (14–103–1 TD) vs. Baltimore
	1/19/14–1/19/20	Colin Kaepernick (11–130) at Seattle – NFC–C; Tevin Coleman (22–105–2 TDs) vs. Minnesota – NFC–D; Raheem Mostert (29–220–4 TDs) vs. Green Bay – NFC–C
By Opponent:	10/24/21–10/31/21	Jonathan Taylor (18–107–1 TD) vs. Indianapolis; Justin Fields (10–103–1 TD) at Chicago
	12/31/83–1/8/84	Billy Sims (20–114–2 TDs) vs. Detroit – NFC–D; John Riggins (36–123–2 TDs) at Washington – NFC–C

Combined 200–Yard Rushing by Two Players

By 49ers:	12/26/20	201 by Jeff Wilson Jr. (22–183) and C.J. Beathard (3–18) at Arizona
	1/19/20	263 by Raheem Mostert (29–220–4 TDs) and Deebo Samuel Sr. (2–43) vs. Green Bay – NFC–C
By Opponent:	10/22/17	208 by Ezekiel Elliott (26–147–2 TDs) and Rod Smith (8–61) vs. Dallas

Individual with 30–or–More Carries

By 49ers:	10/30/11	Frank Gore (31–134) vs. Cleveland
By Opponent:	11/5/17	Adrian Peterson (37–159) vs. Arizona
	1/8/84	John Riggins (36–123) at Washington – NFC–C

Individual with 25–or–More Carries

By 49ers:	12/15/22	Christian McCaffrey (26–108–1 TD) at Seattle
	1/16/22	Elijah Mitchell (27–96–1 TD) at Dallas – NFC–WC
By Opponent:	11/11/19	Chris Carson (25–89–1 TD) vs. Seattle
	1/5/03	Tiki Barber (26–115) vs. New York Giants – NFC–WC

Rushing Play of 80–or–More Yards

By 49ers:	9/20/20	80t, Raheem Mostert at New York Jets
	1/1/89	80t, Roger Craig vs. Minnesota – NFC–D
By Opponent:	12/9/07	84t, Chester Taylor vs. Minnesota

Rushing Play of 60–or–More Yards

By 49ers:	12/10/23	72, Christian McCaffrey vs. Seattle
	1/14/23	68, Christian McCaffrey vs. Seattle – NFC–WC
By Opponent:	12/5/21	73t, Travis Homer at Seattle

Rushing Play of 40–or–More Yards

By 49ers:	12/10/23	72, Christian McCaffrey vs. Seattle
	1/14/23	68, Christian McCaffrey vs. Seattle – NFC–WC
By Opponent:	12/17/23	49t, Emari Demercado & 44, James Conner at Arizona
	1/28/24	42t, Jameson Williams vs. Detroit – NFC–C

Individual with Two–or–More Rushing Touchdowns

By 49ers:	11/23/23	Christian McCaffrey (19–114–2 TDs) at Seattle
	1/28/24	Christian McCaffrey (20–90–2 TDs) vs. Detroit – NFC–C
By Opponent:	11/7/21	James Conner (21–96–2 TDs) vs. Arizona
	1/29/23	Miles Sanders (11–42–2 TDs) at Philadelphia – NFC–C

400 Net Yards Passing by Team

By 49ers:	11/17/19	49ers win vs. Arizona, 36–26 (408)
By Opponent:	10/23/22	Chiefs win vs. Kansas City, 44–23 (417)
	1/14/12	Saints loss vs. New Orleans, 32–36 (435) – NFC–D

300 Net Yards Passing by Team

By 49ers:	12/25/23	49ers loss vs. Baltimore, 19–33 (308)
	1/14/23	49ers win vs. Seattle, 41–23 (324) – NFC–WC
By Opponent:	10/23/23	Vikings win at Minnesota, 22–17 (378)
	2/11/24	Chiefs win at Kansas City, 25–22 (OT) (325) – SB LVIII

Individual with 50–or–More Pass Attempts

By 49ers:	10/7/18	C.J. Beathard (54–34–349–2 INTs–2 TDs) vs. Arizona
	1/6/96	Steve Young (65–32–328–2 INTs–0 TDs) vs. Green Bay – NFC–D
By Opponent:	9/17/23	Matthew Stafford (55–34–307–2 INTs–1 TD) at Los Angeles Rams
	1/22/12	Eli Manning (58–32–316–0 INTs–2 TDs) vs. New York Giants – NFC–C

Individual with 40–or–More Pass Attempts

By 49ers:	10/16/22	Jimmy Garoppolo (41–29–296–2 INTs–2 TDs) at Atlanta
	1/14/12	Alex Smith (42–24–299–0 INTs–3 TDs) vs. New Orleans – NFC–D
By Opponent:	12/3/23	Jalen Hurts (45–26–298–0 INTs–1 TD) at Philadelphia
	2/11/24	Patrick Mahomes (46–34–333–1 INT–2 TDs) at Kansas City – SB LVIII

THE LAST TIME ...

OFFENSIVE TOTALS

Individual with 30-or-More Pass Completions

By 49ers:	11/17/19 1/6/96	Jimmy Garoppolo (45-34-424-2 INTs-4 TDs) vs. Arizona <i>Steve Young (65-32-328-2 INTs-0 TD) vs. Green Bay - NFC-D</i>
By Opponent:	12/3/23 2/11/24	Jalen Hurts (45-26-298-0 INTs-1 TD) at Philadelphia <i>Patrick Mahomes (46-34-333-1 INT-2 TDs) at Kansas City - SB LVIII</i>

Individual with 25-or-More Pass Completions

By 49ers:	9/21/23 1/5/03	Brock Purdy (37-25-310-0 INTs-2 TDs) vs. New York Giants <i>Jeff Garcia (44-27-331-1 INT-3 TDs) vs. New York Giants - NFC-WC</i>
By Opponent:	12/17/23 2/11/24	Kyler Murray (39-26-211-2 INTs-1 TD) at Arizona <i>Patrick Mahomes (46-34-333-1 INT-2 TDs) at Kansas City - SB LVIII</i>

No Sacks Allowed

By 49ers:	12/17/23 1/30/22	49ers win at Arizona, 45-29 (25 attempts - Brock Purdy & 3 attempts - Sam Darnold) <i>49ers loss at Los Angeles Rams, 17-20 (30 attempts - Jimmy Garoppolo) - NFC-C</i>
By Opponent:	10/23/23 1/20/24	Vikings win at Minnesota, 22-17 (45 attempts - Kirk Cousins) <i>Packers loss vs. Green Bay, 21-24 (34 attempts - Jordan Love) - NFC-D</i>

Individual 300-Yard Passing Game

By 49ers:	12/10/23 1/14/23	Brock Purdy (27-19-368-1 INT-2 TDs) vs. Seattle <i>Brock Purdy (30-18-332-0 INTs-3 TDs) vs. Seattle - NFC-WC</i>
By Opponent:	10/23/23 2/11/24	Kirk Cousins (45-35-378-1 INT-2 TDs) at Minnesota <i>Patrick Mahomes (46-34-333-1 INT-2 TDs) at Kansas City - SB LVIII</i>

Consecutive 300-Yard Passing Games

By 49ers:	12/3/23-12/10/23	Brock Purdy (27-19-314-0 INTs-4 TDs) at Philadelphia; Brock Purdy (27-19-368-1 INT-2 TDs) vs. Seattle
By Opponent:	9/16/18-9/23/18 1/14/12-1/22/12	Matthew Stafford (53-34-347-0 INTs-3 TDs) vs. Detroit; Patrick Mahomes (38-24-314-0 INTs-3 TDs) at Kansas City <i>Drew Brees (63-40-462-2 INTs-4 TDs) vs. New Orleans - NFC-D; Eli Manning (58-32-316-0 INTs-2 TDs) vs. New York Giants - NFC-C</i>

Individual with Four-or-More Touchdown Passes

By 49ers:	12/17/23 1/29/95	Brock Purdy (25-16-242-0 INTs-4 TDs) at Arizona <i>Steve Young (36-24-325-0 INTs-6 TDs) at San Diego - SB XXIX</i>
By Opponent:	12/7/20 1/14/12	Josh Allen (40-32-375-0 INTs-4 TDs) vs. Buffalo <i>Drew Brees (63-40-462-2 INTs-4 TDs) vs. New Orleans - NFC-D</i>

Individual with Three-or-More Touchdown Passes

By 49ers:	12/17/23 1/14/23	Brock Purdy (25-16-242-0 INTs-4 TDs) at Arizona <i>Brock Purdy (30-18-332-0 INTs-3 TDs) vs. Seattle - NFC-WC</i>
By Opponent:	10/29/23 2/3/13	Joe Burrow (32-28-283-0 INTs-3 TDs) vs. Cincinnati <i>Joe Flacco (33-22-287-0 INTs-3 TDs) vs. Baltimore - SB XLVII</i>

Individual with 10-or-More Receptions

By 49ers:	12/12/21 1/6/96	George Kittle (13-151-1 TD) at Cincinnati <i>Jerry Rice (11-117) vs. Green Bay - NFC-D</i>
By Opponent:	10/29/23 1/22/23	Ja'Marr Chase (10-100-1 TD) vs. Cincinnati <i>CeeDee Lamb (10-117) vs. Dallas - NFC-D</i>

Individual with 150-Yard Receiving Game

By 49ers:	11/19/23 1/14/12	Brandon Aiyuk (5-156-1 TD) vs. Tampa Bay <i>Vernon Davis (7-180-2 TDs) vs. New Orleans - NFC-D</i>
By Opponent:	1/1/23 1/20/13	Davante Adams (7-153-2 TDs) at Las Vegas <i>Julio Jones (11-182-2 TDs) at Atlanta - NFC-C</i>

Individual with 100-Yard Receiving Game

By 49ers:	12/31/23 1/14/23	Brandon Aiyuk (7-114-1 TD) at Washington <i>Deebo Samuel Sr. Sr. (6-133-1 TD) vs. Seattle - NFC-WC</i>
By Opponent:	12/17/23 1/22/23	Trey McBride (10-102) at Arizona <i>CeeDee Lamb (10-117) vs. Dallas - NFC-D</i>

Two 100-Yard Receivers in the Same Game

By 49ers:	12/25/23 2/3/13	Brandon Aiyuk (6-113) & George Kittle (7-126) vs. Baltimore <i>Michael Crabtree (5-109-1 TD) & Vernon Davis (6-104) vs. Baltimore - SB XLVII</i>
By Opponent:	10/23/22 1/30/22	JuJu Smith-Schuster (7-124-1 TD) & Marquez Valdes-Scantling (3-111) vs. Kansas City <i>Cooper Kupp (11-142-2 TDs) & Odell Beckham Jr. (9-113) at Los Angeles Rams - NFC-C</i>



THE LAST TIME ...

OFFENSIVE TOTALS

Consecutive 100–Yard Receiving Games

By 49ers:	12/25/23–12/31/23 1/14/12–1/12/14	Brandon Aiyuk (6–113) & George Kittle (7–126) vs. Baltimore; Brandon Aiyuk (7–114–1 TD) at Washington Vernon Davis (7–180–2 TDs) vs. New Orleans – NFC–D; Vernon Davis (3–112–2 TDs) vs. New York Giants – NFC–C; Michael Crabtree (9–119–2 TDs) vs. Green Bay – NFC–D; Vernon Davis (5–106– 1 TD) at Atlanta – NFC–C; Michael Crabtree (5–109–1 TD) & Vernon Davis (6–104) vs. Baltimore – SB XLVII; Michael Crabtree (8–125) at Green Bay – NFC–WC; Anquan Boldin (8–136) at Carolina – NFC–D
By Opponent:	10/15/23–11/12/23 1/22/22–1/22/23	Amari Cooper (4–108) at Cleveland; Jordan Addison (7–123–2 TDs) at Minnesota; Ja’Marr Chase (10–100–1 TD) vs. Cincinnati; Christian Kirk (6–104) at Jacksonville Aaron Jones (9–129) at Green Bay – NFC–D; Cooper Kupp (11–142–2 TDs) & Odell Beckham Jr. (9–113) at Los Angeles Rams – NFC–C; DK Metcalf (10–136–2 TDs) vs. Seattle – NFC–WC; CeeDee Lamb (10–117) vs. Dallas – NFC–D

Pass Play of 80–or–More Yards

By 49ers:	10/31/21	83, Jimmy Garoppolo to Deebo Samuel Sr. Sr. at Chicago
By Opponent:	9/19/21	91, Jalen Hurts to Quez Watkins at Philadelphia

Pass Play of 60–or–More Yards

By 49ers:	11/19/23 1/14/23	76t, Brock Purdy to Brandon Aiyuk vs. Tampa Bay 74t, Brock Purdy to Deebo Samuel Sr. Sr. vs. Seattle – NFC–WC
By Opponent:	10/23/23 1/22/22	60t, Kirk Cousins to Jordan Addison at Minnesota 75, Aaron Rodgers to Aaron Jones at Green Bay – NFC–D

Pass Play of 40–or–More Yards

By 49ers:	1/7/24 1/28/24	48, Sam Darnold to Chris Conley vs. Los Angeles Rams 51, Brock Purdy to Brandon Aiyuk vs. Detroit – NFC–C
By Opponent:	12/31/23 2/11/24	42, Sam Howell to Terry McLaurin at Washington 52, Patrick Mahomes to Mecole Hardman at Kansas City – SB LVIII

Individual with Three–or–More Touchdown Receptions

By 49ers:	10/8/23 1/29/95	George Kittle (3–67–3 TDs) vs. Dallas Jerry Rice (10–149–3 TDs) at San Diego – SB XXIX
By Opponent:	9/14/14 1/5/03	Brandon Marshall (5–48–3 TDs) vs. Chicago Amani Toomer (8–136–3 TDs) vs. New York Giants – NFC–WC

Individual with Two–or–More Touchdown Receptions

By 49ers:	12/17/23 1/12/13	Christian McCaffrey (5–72–2 TDs) & Deebo Samuel Sr. Sr. (4–48–2 TDs) at Arizona Michael Crabtree (9–119–2 TDs) vs. Green Bay – NFC–D
By Opponent:	10/23/23 1/14/23	Jordan Addison (7–123–2 TDs) at Minnesota DK Metcalf (10–136–2 TDs) vs. Seattle – NFC–WC

Led Team in Both Rushing and Receiving Yards in the Same Game

By 49ers:	12/17/22 2/11/24	Christian McCaffrey (18–115–1 TD rushing, 5–72–1 TD receiving) at Arizona Christian McCaffrey (22–80 rushing, 8–80–1 TD receiving) at Kansas City – SB LVIII
By Opponent:	10/22/17 1/22/22	Ezekiel Elliott (26–147–2 TDs rushing, 1–72–1 TD receiving) vs. Dallas Aaron Jones (12–41 rushing, 9–129 receiving) at Green Bay – NFC–D

100–Yard Rusher & Receiver in the Same Game

By 49ers:	12/25/23 1/14/23	Christian McCaffrey (14–103) & Brandon Aiyuk (6–113) & George Kittle (7–126) vs. Baltimore Christian McCaffrey (15–119) & Deebo Samuel Sr. (6–133–1 TD) vs. Seattle – NFC–WC
By Opponent:	10/24/21 2/2/20	Jonathan Taylor (18–107–1 TD) & Michael Pittman Jr. (4–105–1 TD) vs. Indianapolis Damien Williams (17–104–1 TD) & Tyreek Hill (9–105) at Kansas City – SB LIV

100–Yard Rusher, 100–Yard Receiver & 300–Yard Passer in the Same Game

By 49ers:	12/10/23 1/14/23	Christian McCaffrey (16–145), Deebo Samuel Sr. (7–149–1 TD), Brandon Aiyuk (6–126) & Brock Purdy (27–19–368–1 INT–2 TDs) vs. Seattle Christian McCaffrey (15–119), Deebo Samuel Sr. (6–133–1 TD) & Brock Purdy (30–18–332–0 INTs–3 TDs) vs. Seattle – NFC–WC
By Opponent:	9/18/16 1/5/03	Fozzy Whittaker (16–100), Kelvin Benjamin (7–108–2 TDs), Greg Olsen (5–122–1 TD) & Cam Newton (40–24–353–1 INT– 4 TDs) at Carolina Tiki Barber (26–115–1 TD), Amani Toomer (8–136–3 TDs) & Kerry Collins (43–29–342–1 INT–4 TDs) vs. New York Giants – NFC–WC

Individual with at Least One Rushing and One Receiving Touchdown in the Same Game

By 49ers:	12/17/23 1/29/95	Christian McCaffrey (18–115–1 TD rushing, 5–72–1 TD receiving) at Arizona Ricky Watters (15–47–1 TD rushing, 3–61–2 TDs receiving) at San Diego – SB XXIX
By Opponent:	9/17/23 2/2/20	Kyren Williams (14–52–1 TD rushing, 6–48–1 TD receiving) at Los Angeles Rams Damien Williams (17–104–1 TD rushing, 4–29–1 TD receiving) at Kansas City – SB LIV

THE LAST TIME ...

OFFENSIVE TOTALS

Individual with at Least One Rushing Touchdown and One Touchdown Pass in the Same Game

By 49ers:	1/7/24 1/14/23	Sam Darnold (26–16–189–0 INTs–1 TD passing, 7–19–1 TD rushing) vs. Los Angeles Rams <i>Brock Purdy (30–18–332–0 INTs–3 TDs passing, 4–16–1 TD rushing) vs. Seattle – NFC–WC</i>
By Opponent:	1/7/24 2/2/20	Carson Wentz (24–17–163 –1 INT–2 TDs passing, 17–56–1 TD rushing) vs. Los Angeles Rams <i>Patrick Mahomes (42–26–286–2 INTs–2 TDs passing, 9–29–1 TD rushing) at Kansas City – SB LIV</i>

No Turnovers

By 49ers:	12/31/23 1/20/24	49ers win at Washington, 27–10 <i>49ers win vs. Green Bay, 24–21 – NFC–D</i>
By Opponent:	12/25/23 1/29/23	Ravens win vs. Baltimore, 33–19 <i>Eagles win at Philadelphia, 31–7 – NFC–C</i>

Touchdown Scored on First Drive

By 49ers:	1/7/24 1/16/22	49ers loss vs. Los Angeles Rams, 20–21 <i>49ers win at Dallas, 23–17 – NFC–WC</i>
By Opponent:	1/7/24 1/28/24	Rams win vs. Los Angeles Rams, 21–20 <i>Lions loss vs. Detroit, 31–34 – NFC–C</i>

DEFENSIVE TOTALS

Held Opponent Under 200 Net Yards of Total Offense

By 49ers:	10/8/23 1/11/20	49ers win vs. Dallas, 42–10 (197; 57 rushing, 140 passing) <i>49ers win vs. Minnesota, 27–10 (147; 21 rushing, 126 passing) – NFC–D</i>
By Opponent:	12/4/16 1/29/23	Bears win at Chicago, 26–6 (147; 141 rushing, 6 passing) <i>Eagles win at Philadelphia, 31–7 (164; 81 rushing, 83 passing) – NFC–C</i>

Held Opponent Under 300 Net Yards of Total Offense

By 49ers:	1/7/24 1/29/23	49ers loss vs. Los Angeles Rams, 20–21 (258; 109 rushing, 149 passing) <i>49ers loss at Philadelphia, 7–31 (269; 148 rushing, 121 passing) – NFC–C</i>
By Opponent:	10/15/23 1/29/23	Browns win at Cleveland, 19–17 (215; 108 rushing, 107 passing) <i>Eagles win at Philadelphia, 31–7 (164; 81 rushing, 83 passing) – NFC–C</i>

Held Opponent Under 50 Yards Rushing

By 49ers:	12/31/23 1/11/20	49ers win at Washington, 27–10 (62) <i>49ers win vs. Minnesota, 27–10 (21) – NFC–D</i>
By Opponent:	11/7/21 1/11/98	Cardinals win vs. Arizona, 31–17 (39) <i>Packers win vs. Green Bay, 23–10 (33) – NFC–C</i>

Held Opponent Under 75 Yards Rushing

By 49ers:	12/31/23 1/22/22	49ers win at Washington, 27–10 (62) <i>49ers win at Green Bay, 13–10 (67) – NFC–D</i>
By Opponent:	10/23/23 1/30/22	Vikings win at Minnesota, 22–17 (65) <i>Rams win at Los Angeles, 20–17 (50) – NFC–C</i>

Held Opponent Under 100 Yards Rushing

By 49ers:	12/31/23 1/22/23	49ers win at Washington, 27–10 (62) <i>49ers win vs. Dallas, 19–12 (76) – NFC–D</i>
By Opponent:	10/23/23 1/29/23	Vikings win at Minnesota, 22–17 (65) <i>Eagles win at Philadelphia, 31–7 (81) – NFC–C</i>

Held Opponent Under 100 Net Yards Passing

By 49ers:	12/13/20 1/4/97	49ers loss vs. Washington, 15–23 (95) <i>49ers loss at Green Bay, 14–35 (71) – NFC–D</i>
By Opponent:	9/17/17 1/29/23	Seahawks win at Seattle, 12–9 (89) <i>Eagles win at Philadelphia, 31–7 (83) – NFC–C</i>

Held Opponent Under 150 Net Yards Passing

By 49ers:	1/7/24 1/29/23	49ers loss vs. Los Angeles Rams, 20–21 (149) <i>49ers loss at Philadelphia, 7–31 (121) – NFC–C</i>
By Opponent:	10/15/23 1/29/23	Browns win at Cleveland, 19–17 (107) <i>Eagles win at Philadelphia, 31–7 (83) – NFC–C</i>

Interception Return for a Touchdown

By 49ers:	12/17/23 1/3/98	Charvarius Ward, 66 (QB Kyler Murray) at Arizona <i>Ken Norton, 23 (QB Randall Cunningham) vs. Minnesota – NFC–D</i>
By Opponent:	11/23/23 1/12/13	Jordyn Brooks, 12 (QB Brock Purdy) at Seattle <i>Sam Shields, 52 (QB Colin Kaepernick) vs. Green Bay – NFC–D</i>



THE LAST TIME ...

DEFENSIVE TOTALS

Individual with Three-or-More Interceptions

By 49ers: 10/8/06 Walt Harris (1–Andrew Walter, 2–Marcus Tuiasosopo) vs. Oakland
 By Opponent: 11/20/77 Bill Simpson (1–Scott Bull, 2–Jim Plunkett) vs. Los Angeles Rams

Individual with Two-or-More Interceptions

By 49ers: 12/17/23 Charvarius Ward (2 – QB Kyler Murray) at Arizona
 1/20/24 Dre Greenlaw (2 – QB Jordan Love) vs. Green Bay – NFC–D
 By Opponent: 12/25/23 Kyle Hamilton (2 – QB Brock Purdy) vs. Baltimore
 1/9/99 William White (2 – QB Steve Young) at Atlanta – NFC–D

Seven-or-More Sacks by Team

By 49ers: 10/3/22 49ers win vs. Los Angeles Rams, 24–9 (7)
 1/6/85 49ers win vs. Chicago, 23–0 (9) – NFC–C
 By Opponent: 10/21/18 Rams win vs. Los Angeles Rams, 39–10 (7)

Six-or-More Sacks by Team

By 49ers: 11/23/23 49ers win at Seattle, 31–13 (6)
 1/11/20 49ers win vs. Minnesota, 27–10 (6) – NFC–D
 By Opponent: 12/21/19 Rams loss vs. Los Angeles, 31–34 (6)

Five-or-More Sacks by Team

By 49ers: 11/23/23 49ers win at Seattle, 31–13 (6)
 1/22/22 49ers win at Green Bay, 13–10 (5) – NFC–D
 By Opponent: 10/23/22 Chiefs win vs. Kansas City, 44–23 (5)

Individual with Three-or-More Sacks

By 49ers: 9/10/23 Drake Jackson (3.0 of QB Kenny Pickett) at Pittsburgh
 1/9/93 Pierce Holt (3.0 of QB Mark Rypien) vs. Washington – NFC–D
 By Opponent: 9/10/23 T.J. Watt (3.0 of QB Brock Purdy) at Pittsburgh
 1/17/93 Tony Casillas (3.0 of QB Steve Young) vs. Dallas – NFC–C

Individual with Two-or-More Sacks

By 49ers: 12/3/23 Javon Kinlaw (2.0 of QB Jalen Hurts) at Philadelphia
 1/28/24 Nick Bosa (2.0 of QB Jared Goff) vs. Detroit – NFC–C
 By Opponent: 12/25/23 Brent Urban (2.0 of QB Sam Darnold) vs. Baltimore
 1/29/23 Haason Reddick (1.0 of QB Brock Purdy & 1.0 of QB Josh Johnson) at Philadelphia – NFC–C

Fumble Recovered for Touchdown

By 49ers: 12/4/22 Dre Greenlaw recovered a Tua Tagovailoa fumble and returned it 23 yards vs. Miami
 12/26/71 Bob Hoskins recovered a Bruce Gossett fumble in end zone vs. Washington – NFC–D
 By Opponent: 10/16/22 Jaylinn Hawkins recovered an A.J. Terrell fumble in end zone at Atlanta
 1/4/97 Antonio Freeman recovered an Edgar Bennet fumble in end zone at Green Bay – NFC–D

Kickoff Return for a Touchdown

SPECIAL TEAMS TOTALS

By 49ers: 12/16/18 Richie James, 97 yards vs. Seattle
 1/11/98 Chuck Levy, 95 yards vs. Green Bay – NFC–C
 By Opponent: 11/28/21 Kene Nwangwu, 99 yards vs. Minnesota
 2/3/13 Jacoby Jones, 108 yards vs. Baltimore – SB XLVII

Kickoff Return for a Touchdown on the Opening Kickoff

By 49ers: 11/10/08 Allen Rossum, 104 yards at Arizona
 12/23/72 Vic Washington, 97 yards vs. Dallas – NFC–D
 By Opponent: (could not find an instance when it occurred)

Punt Return for a Touchdown

By 49ers: 9/11/11 Ted Ginn Jr., 55 yards vs. Seattle
 By Opponent: 12/3/17 Tarik Cohen, 61 yards at Chicago
 1/4/97 Desmond Howard, 71 yards at Green Bay – NFC–D

THE LAST TIME ...

SPECIAL TEAMS TOTALS

Blocked Punt Recovered for Touchdown

By 49ers:	10/3/10 1/22/22	Taylor Mays recovered Michael Koenen's punt (blocked by Dominique Zeigler) in the end zone at Atlanta <i>Talanoa Hufanga recovered Corey Bojorquez's punt (blocked by Jordan Willis) and returned it 6 yds. at Green Bay – NFC–D</i>
By Opponent:	9/28/14	Brad Smith recovered Andy Lee's punt (blocked by Trey Burton) in the end zone vs. Philadelphia

Blocked Punt

By 49ers:	9/14/14 1/22/22	Aaron Lynch blocked Patrick O'Donnell's punt vs. Chicago <i>Jordan Willis blocked Corey Bojorquez's punt at Green Bay – NFC–D</i>
By Opponent:	9/13/20 12/16/71	Ezekiel Turner blocked Mitch Wishnowsky's punt vs. Arizona <i>Jon Jaqua blocked Steve Spurrier's punt vs. Washington – NFC–D</i>

Blocked PAT

By 49ers:	10/18/20 1/22/23	Dion Jordan blocked a PAT attempt by Samuel Sloman vs. Los Angeles Rams <i>Samson Ebukam blocked a PAT attempt by Brett Maher vs. Dallas – NFC–D</i>
By Opponent:	12/24/17 2/11/24	Jalen Myrick blocked a PAT attempt by Robbie Gould vs. Jacksonville <i>Leo Chenal blocked a PAT attempt by Jake Moody at Kansas City – SB LVIII</i>

Missed (not blocked) PAT

By 49ers:	1/7/24	Jake Moody vs. Los Angeles Rams
By Opponent:	1/7/24	Brett Maher vs. Los Angeles Rams

Blocked Field Goal

By 49ers:	9/19/21 1/22/22	Javon Kinlaw blocked a 47–yard attempt by Jake Elliott at Philadelphia <i>Jimmie Ward blocked a 39–yard attempt by Mason Crosby at Green Bay – NFC–D</i>
By Opponent:	10/9/22 1/20/24	Yetur Gross–Matos blocked a 43–yard attempt by Robbie Gould at Carolina <i>Colby Wooden blocked a 48–yard attempt by Jake Moody vs. Green Bay – NFC–D</i>

Blocked Field Goal returned for a TD

By 49ers:	9/27/09	Nate Clements, 59–yard return after Ray McDonald blocked a 44–yard attempt by Ryan Longwell at Minnesota
By Opponent:	9/18/22	Michael Jackson, 86–yard return after Tariq Woolen blocked a 20–yard attempt by Robbie Gould vs. Seattle

Individual with Five–or–More Field Goals

By 49ers:	12/17/17	Robbie Gould (6–6) vs. Tennessee
By Opponent:	10/15/23 1/20/91	Dustin Hopkins (4–5) at Cleveland <i>Matt Bahr (5–6) vs. New York Giants – NFC–C</i>

Individual with Four–or–More Field Goals

By 49ers:	12/4/22 1/22/23	Robbie Gould (4–4) vs. Miami <i>Robbie Gould (4–4) vs. Dallas – NFC–D</i>
By Opponent:	12/25/23 2/11/24	Justin Tucker (4–4) vs. Baltimore <i>Harrison Butker (4–4) at Kansas City – SB LVIII</i>

Individual with Three–or–More Field Goals

By 49ers:	9/21/23 2/11/24	Jake Moody (3–3) vs. New York Giants <i>Jake Moody (3–3) at Kansas City – SB LVIII</i>
By Opponent:	12/25/23 2/11/24	Justin Tucker (4–4) vs. Baltimore <i>Harrison Butker (4–4) at Kansas City – SB LVIII</i>

Successful Onsides Kick

By 49ers:	9/21/17	Robbie Gould kick recovered by Raheem Mostert vs. Los Angeles Rams (4th Q)
By Opponent:	9/12/21	Austin Seibert kick recovered by Godwin Igwebuike at Detroit (4th Q)

Failed Onsides Kick Attempt

By 49ers:	10/3/21	Mitch Wishnowsky kick recovered by Freddie Swain vs. Seattle (4th Q)
By Opponent:	12/17/23 1/28/24	Matt Prater kick recovered by Brandon Aiyuk at Arizona (4th Q) <i>Michael Badgley kick recovered by George Kittle vs. Detroit (4th Q) – NFC–C</i>



The 49ers started the season with a dominant 30–7 road win over the Pittsburgh Steelers at Acrisure Stadium. The 49ers defense opened the game by forcing a 3–n–out capped off by a DL Drake Jackson 10–yd. sack of Steelers QB Kenny Pickett. San Francisco’s offense followed with a 7–play, 54–yd. TD drive including a TE George Kittle 11–yd. reception on 4th–and–1 and culminating in a QB Brock Purdy 8–yd. TD pass to WR Brandon Aiyuk. The Niners defense continued to dominate when CB Charvarius Ward intercepted a QB Kenny Pickett pass intended for WR Diontae Johnson on 3rd–and–5, returning it near midfield. QB Brock Purdy led the 49ers down the field with the help of a 26–yd. WR Brandon Aiyuk reception before rookie K Jake Moody tacked on three points with a 41–yd. FG. San Francisco’s defense forced another three–n–out setting up a 19–yd. WR Brandon Aiyuk TD catch to start the second quarter, putting the 49ers up 17–0. The Niners tacked on another 32–yd. K Jake Moody FG to extend their lead 20–0 before the Steelers connected on a QB Kenny Pickett 3–yd. TD pass to TE Pat Freiermuth before halftime. The second half was all 49ers, starting with a 65–yd. RB Christian McCaffrey TD run 0:58 into the 3rd qtr. Steelers LB T.J. Watt came up with a strip sack of QB Brock Purdy and the Pittsburgh offense threatened before the 49ers defense came up with a 4th down stop at the SF 8–yardline to keep the Steelers from adding points. San Francisco added another K Jake Moody 40–yd. FG after Niners LB Fred Warner tipped a QB Kenny Pickett pass for a S Talanoa Hufanga interception returned for 28 yards to the SF 48 yardline. The 49ers defense tacked on two more sacks in the final drive to seal the 30–7 Week One victory.

NOTES: QB **Brock Purdy** completed 19 of his 29 passing attempts (65.5%) for 220 yds. and 2 TDs...With the 49ers win and 2 TD passes on the day, **Purdy** became the first QB in NFL history to win his first 6 career regular season starts and throw at least 2 TD passes in each of those starts...With a passer rating of 111.3, **Purdy** also became the first QB in NFL history to register a passer rating of 95.0–or–higher in each of his first 6 career regular season starts...RB **Christian McCaffrey** registered 22 carries for 152 yds. and 1 TD... His 152 yds. mark his 16th career game with 100–or–more rushing yds. and the most rushing yds. he has registered as a member of the 49ers...WR **Brandon Aiyuk** caught 8 passes for a career–high 129 yds. and 2 TDs, marking his 3rd career game with 2–or–more TD receipts. and his fifth career game with 100–or–more rec. yds...With 129 yds. and 2 TDs on the day, it marked the first time in **Aiyuk’s** career that he has registered 100–or–more rec. yds. and 2–or–more TDs in the same game...CB **Charvarius Ward** registered 3 tackles and 1 INT of QB Kenny Pickett...S **Talanoa Hufanga** registered 5 tackles and 1 INT of QB Kenny Pickett...DL **Drake Jackson** notched a single–game career–high 3.0 sacks on Steelers QB Kenny Pickett, giving him 6.0 career sacks...DL **Javon Hargrave** registered 3 tackles and 1.0 sack on Pickett, giving him his 1st sack as a member of the 49ers and 38.5 in his career...DL **Kerry Hyder Jr.** registered 1.0 sack on Pickett, giving him his 1st sack of the season and 22.0 in his career...K **Jake Moody** connected on each of his 3 FGAs (41, 35 & 40) and made all 3 of his PAT attempts...His 41–yd. FG marked the 1st made FG of his career.

	1st	2nd	3rd	4th	Pts
San Francisco	10	10	7	3	30
Pittsburgh	0	7	0	0	7

- SF – B. Aiyuk, 8 pass from B. Purdy (J. Moody) (7–54, 3:46)
- SF – J. Moody, 41 FG (6–25, 3:22)
- SF – B. Aiyuk, 19 pass from B. Purdy (J. Moody) (9–68, 4:35)
- SF – J. Moody, 32 FG (7–37, 3:55)
- PIT – P. Freiermuth, 3 pass from K. Pickett (C. Boswell) (12–95, 1:25)
- SF – C. McCaffrey, 65 run (J. Moody) (2–75, 0:58)
- SF – J. Moody, 40 FG (9–29, 4:38)

TEAM STATISTICS	SF	PIT
First Downs	22	15
Net Yards Gained	391	239
Rushes/Yards	34/188	10/41
Net Yards Passing	203	198
Att/Comp/INT	29/19/0	46/31/2
Sacked/Yards Lost	3/17	5/34
Punts/Average	3/44.7	6/42.3
Fumbles/Lost	3/1	0/0
Penalties/Yards	11/85	6/60
Time of Possession	37:23	22:37
3rd Down Efficiency	6/13 (46.2%)	5/15 (33.3%)

RUSHING: 49ERS – C. McCaffrey 22–152–1 TD, B. Purdy 3–20, E. Mitchell 5–10, D. Samuel Sr. 2–8, S. Darnold 2–(–2) ... **STEELERS** – N. Harris 6–31, J. Warren 3–6, K. Pickett 1–4.

RECEIVING: 49ERS – B. Aiyuk 8–129–2 TD, D. Samuel Sr. 5–55, G. Kittle 3–19, C. McCaffrey 3–17 ... **STEELERS** – C. Austin 6–37, A. Robinson 5–64, G. Pickens 5–36, J. Warren 5–12, D. Johnson 3–48, Co. Heyward 2–19, A. McFarland 2–11, N. Harris 2–2, P. Freiermuth 1–3–1 TD.

PASSING: 49ERS – B. Purdy 29–19–220–0–2 TD ... **STEELERS** – K. Pickett 46–31–232–2–1 TD.

INTs: 49ERS – T. Hufanga 1–28, C. Ward 1–9 ... **STEELERS** – None.

SACKS: 49ERS – D. Jackson 3–20, J. Hargrave 1–7, K. Hyder 1–7 ... **STEELERS** – T. Watt 3–17.

49ERS TURNOVER RATIO: +1 (SF: 1 fumble, 0 INT/ PIT: 0 fumbles, 2 INT).

Weather: Cloudy
Temperature: 72 degrees
Wind: North 3 mph
Playing Surface: Natural Grass
Time: 3:04



The 49ers improved to 2–0 on the season with a 30–23 win over the Los Angeles Rams at SoFi Stadium. The 49ers offense opened the game with an 11–play, 75–yd. drive including a QB Brock Purdy 13–yd. completion to WR Brandon Aiyuk on 3rd–and–7 and capped it off with a RB Christian McCaffrey 14–yd. rushing TD. The Rams offense responded with an 11–play drive of their own, but the 49ers defense held Los Angeles to a K Brett Maher 43–yd. FG. On the next drive, RB Christian McCaffrey closed out the 1st qtr. with a 51–yd. run to the Los Angeles 13 to help set up a K Jake Moody 27–yd. FG. QB Matthew Stafford and the Rams offense responded with an 8–play, 60–yd. drive ending in a RB Kyren Williams 6–yd. TD receipt. After the Rams defense made a stop on the 49ers, the Los Angeles offense drove down the field with the help of an 18–yd. WR Tutu Atwell receipt. and a 13–yd. WR Puka Nacua receipt. and punched it in with a RB Kyren Williams 4–yd. TD run with less than two minutes left in the first half. San Francisco WR Deebo Samuel Sr. opened up the next drive with a 23–yd. receipt. on a short pass from QB Brock Purdy. Purdy later connected with WR Jauan Jennings on a 20–yd. pass to get the offense into the red zone. The 49ers closed out the first half with a 1–yd. QB Brock Purdy TD run to tie the game at 17 apiece at the half. After exchanging punts to start the second half, DB Isaiah Oliver came up with an interception of QB Matthew Stafford to set up a 49ers K Jake Moody 57–yd. FG to put the 49ers back on top. The 49ers offense opened up the 4th qtr. with 7–play, 74–yd. drive including a 16–yd. WR Deebo Samuel receipt. and a 31–yd. WR Jauan Jennings receipt. before getting in the end zone on a Samuel 11–yd. TD run. The Rams responded with a 14–play. 45–yd. drive and a 48–yd. K Brett Maher FG to pull within one score. After punting the ball back to the Rams, the 49ers defense came up big with a DB Deommodore Lenoir interception. 49ers K Jake Moody added a 26–yd. FG to put the Niners back up by 10. The Rams tacked on a K Brett Maher 38–yd. FG with no time left on the clock, allowing the 49ers to hold on to a 30–23 victory in Southern California.

NOTES: San Francisco 49ers RB **Christian McCaffrey** tallied 20 carries for 116 yds. and 1 TD... With 116 rushing yds. on the day, **McCaffrey** has registered 100–or–more rushing yds. in back–to–back games for the 6th time in his career... Including the postseason, **McCaffrey** has scored 1–or–more TDs in 11–consecutive games, which is the longest active streak of any NFL player and the 2nd–longest streak by a member of the 49ers [WR Jerry Rice, 1987–12–consecutive games with 1–or–more TDs (Week 1–16)]... TE **George Kittle** finished the game with 3 receipts. for 30 yds... With 3 receipts. on the day, **Kittle** now has 401 receipts. in 84 career games, marking the 4th–fewest amount of games by a NFL TE to reach 400 career receipts. since at least 1970 (TE Kellen Winslow, SD – 72 games; TE Travis Kelce, KC – 78 games; TE Jimmy Graham, Sea. – 81 games) and the fewest amount of games by a member of the 49ers to reach 400 career receipts... WR **Deebo Samuel Sr.** registered 6 receipts. for 63 yds. to go along with 5 carries for 38 yds. and 1 TD on the ground... With 1 rushing TD on the day, **Samuel** has registered 1–or–more TDs in each of his last 4 games against the Rams... With 101 scrimmage yards, **Samuel** has tallied 100–or–more scrimmage yards in 5–consecutive games against the Rams... CB **Isaiah Oliver** registered 6 tackles and 1 INT of Rams QB Matthew Stafford... The INT marked his 1st as a member of the 49ers and the 3rd of his career... DB **Deommodore Lenoir** tallied 9 tackles and 1 INT of Stafford... The INT marked his 1st of the season and the 2nd of his career... LB **Fred Warner** notched 11 tackles and 1.0 sack of Stafford, giving him his 1st sack of the season and 7.5 in his career... K **Jake Moody** connected on each of his 3 FGAs (27, 57 & 26) and made all 3 of his PATs... **Moody's** 57–yd. FG is the 2nd–longest FG in franchise history and the longest FG by a rookie in franchise history.

	1st	2nd	3rd	4th	Pts
San Francisco	7	10	3	10	30
Los Angeles Rams	3	14	0	6	23

- SF** – C. McCaffrey, 14 run (J. Moody) (11–75, 6:35)
- LAR** – B. Maher, 43 FG (11–50, 6:31)
- SF** – J. Moody, 27 FG (7–66, 3:22)
- LAR** – K. Williams, 6 pass from M. Stafford (B. Maher) (8–60, 3:43)
- LAR** – K. Williams, 4 run (B. Maher) (13–88, 5:17)
- SF** – B. Purdy, 1 run (J. Moody) (7–75, 1:45)
- SF** – J. Moody, 57 FG (6–33, 2:49)
- SF** – D. Samuel Sr., 11 run (J. Moody) (7–74, 3:52)
- LAR** – B. Maher, 48 FG (14–45, 4:15)
- SF** – J. Moody, 26 FG (4–7, 1:49)
- LAR** – B. Maher, 38 FG (11–50, 1:34)

TEAM STATISTICS	SF	LAR
First Downs	21	28
Net Yards Gained	365	386
Rushes/Yards	28/159	22/89
Net Yards Passing	206	307
Att/Comp/INT	25/17/0	55/34/2
Sacked/Yards Lost	1/0	1/10
Punts/Average	4/49.3	2/54.0
Fumbles/Lost	2/0	0/0
Penalties/Yards	6/57	6/55
Time of Possession	26:49	33:11
3rd Down Efficiency	2/9 (22.2%)	7/14 (50.0%)

RUSHING: 49ERS – C. McCaffrey 20–116–1 TD, D. Samuel Sr. 5–38–1 TD, B. Purdy 3–5–1 TD ... **RAMS** – K. Williams 14–52–1 TD, M. Stafford 4–17, B. Skowronek 1–11, T. Atwell 1–5, P. Nacua 2–4.

RECEIVING: 49ERS – D. Samuel Sr. 6–63, B. Aiyuk 3–43, G. Kittle 3–30, C. McCaffrey 3–19, J. Jennings 2–51 ... **RAMS** – P. Nacua 15–147, T. Atwell 7–77, K. Williams 6–48–1 TD, T. Higbee 3–12, B. Skowronek 1–10, V. Jefferson 1–9, R. Rivers 1–4.

PASSING: 49ERS – B. Purdy 25–17–206–0–0 TD ... **RAMS** – M. Stafford 55–34–307–2–1 TD.

INTs: 49ERS – D. Lenoir 1–21, I. Oliver 1–3 ... **RAMS** – None.

SACKS: 49ERS – F. Warner 1–10 ... **RAMS** – B. Young 1–0.

49ERS TURNOVER RATIO: +2 (SF: 0 fumbles, 0 INT/ LAR: 0 fumbles, 2 INTs).

Weather: Cloudy
Temperature: 71 degrees
Wind: South Southwest 2 mph
Playing Surface: Turf
Time: 3:13



THURSDAY, SEPTEMBER 21

NEW YORK GIANTS 12 × SAN FRANCISCO 30

LEVI'S STADIUM



The 49ers defeated the New York Giants, 30–12, at Levi's Stadium to win their 2023 home opener and improve to 3–0 on the season. The 49ers offense opened the game with a 15–play, 64–yd. drive including a 24–yd. WR Jauan Jennings receipt. resulting in a 28–yd. K Jake Moody FG to take the early lead. The New York Giants offense responded with a 12–play, 49–yd. drive to set up a 44–yd. K Graham Gano FG to tie the game. P Mitch Wishnowsky pinned New York deep in their own territory, setting up a DL Nick Bosa 8–yd. sack and a three–n–out. The 49ers opened the 2nd qtr. with a 30–yd. WR Deebo Samuel Sr. receipt. on a short pass from QB Brock Purdy and capped off an 11–play, 72–yd. drive with a 9–yd. WR Ronnie Bell TD receipt. The San Francisco defense forced a three–n–out, including a DL Javon Hargrave 8–yd. sack of Giants QB Daniel Jones to get the ball back with 6:13 left in the half. RB Christian McCaffrey charged ahead for a 12–yd. run and QB Brock Purdy connected on a 15–yd. pass to WR Ronnie Bell and an 11–yd pass to TE George Kittle on third down to set up a 4–yd. RB Christian McCaffrey TD run. The Giants tacked on a 57–yd. K Graham Gano FG to make the score at halftime 17–6, San Francisco. After exchanging punts to open up the second half, New York started a drive on the SF 37–yardline and forced a pass interference penalty to set up an 8–yd. RB Matt Breida TD run to pull within one score. San Francisco responded, opening up their next drive with a 40–yd. WR Deebo Samuel reception and capping off an 11–play, 72–yd. drive with a 21–yd. K Jake Moody FG. After the 49ers defense forced a three–n–out, QB Brock Purdy and the offense took the ball 51 yds. on 8 plays to set up a 36–yd. K Jake Moody FG to go up two scores on the Giants. San Francisco's defense forced another three–n–out on the ensuing drive, allowing the offense to take over with 1:00 minutes left on the clock. QB Brock Purdy connected with WR Deebo Samuel on a 19–yd. receipt. and an 8–yd. TE George Kittle receipt. before hitting WR Deebo Samuel in stride for a 27–yd. TD. The Niners defense sealed the game with a S Talanoa Hufanga INT with less than four minutes left in the game. After three runs, the 49ers punted the ball back to the Giants, but the defense forced a three–n–out to hand the ball back to the Niners offense and seal the 30–12 victory.

NOTES: QB **Brock Purdy** completed 25 of his 37 passing attempts for a career–high 310 yds. and 2 TDs with a passer rating of 111.3...**Purdy** improved to 8–0 in the regular season in his career, giving him the third–most consecutive wins by a quarterback to begin a career since 1970...RB **Christian McCaffrey** registered 18 carries for 85 yds. and 1 TD to go along with 5 receipts. for 30 yds...**McCaffrey's** 5 receipts. on the night give him 453 receipts. in 78 career games, making him the fastest RB in NFL history to register 450 career receipts...With 85 rushing yds. on the night, **McCaffrey** reached the 5,000 yd. mark (5,079 yds.)...WR **Deebo Samuel Sr.** tallied six receipts. for 129 yds. and 1 TD...His 129 yds. mark his first 100–yd. game of the season and the 11th of his career, while his rec. TD marked the 13th of his career...WR **Ronnie Bell** hauled in 2 receipts. for 24 yds. and 1 TD. He registered the first TD receipt. of his career on the first receipt. of his career, a 9–yd. pass from QB **Brock Purdy**...DL **Nick Bosa** registered 3 tackles and 1.0 sack of New York Giants QB Daniel Jones...The sack marked his 1st of the season and the 44th of his career...His 1.0 sack on the evening ties him with DL Aldon Smith for the 6th–most sacks in franchise history...DL **Javon Hargrave** registered 3 tackles and 1.0 sack of Jones...The sack marked his 2nd of the season and gave him 39.5 in his career...S **Talanoa Hufanga** tallied 1 tackle and 1 INT of Jones...The INT marks his 2nd of the season and the 6th of his career...K **Jake Moody** connected on all 3 of his FGAs (28, 21 & 36) and all 3 of his PATs. With 3 FGM Week 1 at Pit. (9/10/23), 3 FGM Week 2 at LAR (9/17/23) and 3 FGM this week vs. NYG (9/21/23), Moody became the 4th kicker in NFL history and the 1st since 1997 to make 3–or–more FGs in each of his first 3 career games...With 3 PATs Week 1 at Pit. (9/10/23), 3 PATs Week 2 at LAR (9/17/23) and 3 PATs this week vs. NYG (9/21/23), Moody became the first kicker in NFL history to connect on 3 FGs and 3 PATs in each of his first 3 career games.

	1st	2nd	3rd	4th	Pts
New York Giants	3	3	6	0	12
San Francisco	3	14	3	10	30

- SF** – J. Moody, 28 FG (15–64, 6:16)
- NYG** – G. Gano, 44 FG (12–49, 5:26)
- SF** – R. Bell, 9 pass from B. Purdy (J. Moody) (11–72, 6:24)
- SF** – C. McCaffrey, 4 run (J. Moody) (11–73, 4:33)
- NYG** – G. Gano, 57 FG (8–37, 1:27)
- NYG** – M. Breida, 8 run (pass failed) (2–37, 0:46)
- SF** – J. Moody, 21 FG (11–72, 5:52)
- SF** – J. Moody, 36 FG (8–51, 4:26)
- SF** – D. Samuel Sr., 27 pass from B. Purdy (J. Moody) (8–70, 5:02)

TEAM STATISTICS	NYG	SF
First Downs	10	26
Net Yards Gained	150	441
Rushes/Yards	11/29	39/141
Net Yards Passing	121	300
Att/Comp/INT	33/22/1	37/25/0
Sacked/Yards Lost	2/16	2/10
Punts/Average	6/52.7	3/42.7
Fumbles/Lost	0/0	1/0
Penalties/Yards	6/37	6/71
Time of Possession	20:50	30:10
3rd Down Efficiency	3/12 (25.0%)	9/16 (56.3%)

RUSHING: GIANTS – M. Breida 4–17–1 TD, G. Brightwell 4–5, D. Jones 2–5, T. Taylor 1–2 ... **49ERS** – C. McCaffrey 18–85–1 TD, E. Mitchell 11–42, J. Mason 3–11, K. Juszczyk 1–3, D. Samuel Sr. 1–2, B. Purdy 4–(–1), S. Darnold 1–(–1).

RECEIVING: GIANTS – P. Campbell 6–24, W. Robinson 4–21, D. Slayton 3–32, D. Waller 3–20, M. Breida 3–1, G. Brightwell 2–31, D. Bellinger 1–8 ... **49ERS** – G. Kittle 7–90, D. Samuel Sr. 6–129–1 TD, C. McCaffrey 5–34, E. Mitchell 3–2, J. Jennings 2–31, R. Bell 2–24–1 TD.

PASSING: GIANTS – D. Jones 32–22–137–1–0 TD, T. Taylor 1–0–0–0–0 TD ... **49ERS** – B. Purdy 37–25–310–0–2 TD.

INTs: GIANTS – None ... **49ERS** – T. Hufanga 1–8.

SACKS: GIANTS – K. Thibodeaux 1.0–4, D. Davidson 0.5–3, L. Williams 0.5–3 ... **49ERS** – N. Bosa 1–8, J. Hargrave 1–8.

49ERS TURNOVER RATIO: +1 (NYG: 0 fumbles, 1 INT/SF: 0 fumbles, 0 INT).

Weather: Sunny
Temperature: 77 degrees
Wind: Northwest 13 mph
Playing Surface: Natural Grass
Time: 3:09



The 49ers earned their fourth-straight win with a 35-12 victory over the Arizona Cardinals at Levi's Stadium and improved to 4-0 on the season. The 49ers defense opened the game by forcing a three-n-out and handing the ball to the offense who drove 62 yards on eight plays including consecutive short passes from QB Brock Purdy to RB Christian McCaffrey that went for 12 and 10 yards respectively. The drive culminated in a 1-yd. RB Christian McCaffrey TD run to get San Francisco on the board first. On their next-offensive drive, San Francisco put together a 9-play, 75-yd. drive resulting in an RB Christian McCaffrey 12-yd. TD run to put the 49ers up 14-0 early in the 2nd qtr. The Cardinals responded with a scoring drive of their own, tacking on a 38-yd. K Matt Prater FG to a 13-play, 40-yd. drive which included an 8-yd. QB Josh Dobbs run to convert a 4th and 7. Following the FG, QB Brock Purdy connected with WR Brandon Aiyuk on an 11-yd. receipt. and a 42-yd. receipt. on back-to-back plays before later hooking up with RB Christian McCaffrey for a 6-yd. TD pass. Arizona then drove the ball 87-yds. on 13 plays, resulting in a 16-yd. WR Michael Wilson TD catch to make the game 21-10 at the half. The Cardinals defense opened the half by stopping the 49ers near midfield and allowing their offense to get the ball back and drive 99-yds. for an 8-yd. WR Michael Wilson TD. San Francisco responded with a TD drive of their own, seeing QB Brock Purdy hit WR Brandon Aiyuk for 34-yds. and RB Christian McCaffrey cap off the drive with a 2-yd. TD run, his fourth TD of the game, to extend the Niners lead. The Cardinals moved the ball past midfield before DL Javon Hargrave came up with an 8-yd. sack to knock Arizona out of FG range. RB Christian McCaffrey and the 49ers offense marched down the field again, setting up a 1-yd. QB Brock Purdy TD run to take a 35-16 lead late in the 4th qtr. The 49ers defense put an exclamation point on the win with a 4th down goal line stop to keep San Francisco undefeated.

NOTES: QB **Brock Purdy** completed 20 of his 21 passing atts. for 283 yds. and 1 TD with a passer rating of 134.6 to go along with a 1-yd. rushing TD...**Purdy's** 95.2% completion percentage is the highest single-game completion percentage in franchise history...**Purdy** started the game with 13-straight completions, which is the most consecutive completions to begin a game by a 49ers QB since QB Jimmy Garoppolo in 2021 [12 straight completions to start game vs. LAR (11/15/21)]...With the win, **Purdy** has improved to 9-0 in the regular season in his career, the third-most consecutive wins by a quarterback to begin a career since 1970...RB **Christian McCaffrey** registered 20 carries for 106 yds. and 3 TDs on the ground to go along with 7 receipts. for 71 yds. and 1 TD...His 6-yd. TD receipt. marked his 1st of the season and the 23rd of his career...**McCaffrey's** 106 yds. mark his 19th career game (postseason included) with 100-or-more rushing yds...**McCaffrey's** 4 TDs mark a career-high and the most TDs recorded in a single game by a 49ers player since RB Tevin Coleman in 2019 [4 TDs vs. Car. (10/27/19)]... With 177 yds. from scrimmage and 4 TDs, **McCaffrey** is the first player in 49ers franchise history to tally 100-or-more yds. from scrimmage and 1 TD in each game in Weeks 1-4...His 4 TDs vs. Arz. (10/1/23) marked his 10th-consecutive regular season game with 1-or-more TDs, which is the longest streak of his career and the 2nd-most consecutive regular season games with 1-or-more TDs by a 49ers player since WR Jerry Rice [13 games (Week 16, 1986 - Week 16, 1987)]...Including the postseason, **McCaffrey** has scored 1-or-more TDs in 13-consecutive games, which is the longest active streak of any NFL player and the longest streak by a member of the 49ers in franchise history...WR **Brandon Aiyuk** tallied 6 receipts. for a career-high 148 yds...His 148 rec. yds. give him his 2nd game this season with 100-or-more rec. yds. and marks the 6th time he's reached 100 rec. yds. in a game in his career...DL **Javon Hargrave** registered 4 tackles and 1.0 sack of Arizona Cardinals QB Josh Dobbs...The sack marked his 3rd of the season and gives him 40.5 in his career.

	1st	2nd	3rd	4th	Pts
Arizona	0	10	6	0	16
San Francisco	7	14	0	14	35

- SF - C. McCaffrey, 1 run (J. Moody) (8-62, 4:16)
- SF - C. McCaffrey, 18 run (J. Moody) (9-75, 5:09)
- ARZ - M. Prater, 38 FG (13-40, 6:00)
- SF - C. McCaffrey, 6 pass from B. Purdy (J. Moody) (5-75, 2:52)
- ARZ - Mi. Wilson, 16 pass from J. Dobbs (M. Prater) (13-87, 4:59)
- ARZ - Mi. Wilson, 8 pass from J. Dobbs (run failed) (11-99, 6:25)
- SF - C. McCaffrey, 2 run (J. Moody) (8-75, 4:50)
- SF - B. Purdy, 1 run (J. Moody) (14-77, 7:14)

TEAM STATISTICS	ARZ	SF
First Downs	23	30
Net Yards Gained	362	395
Rushes/Yards	25/105	31/124
Net Yards Passing	257	271
Att/Comp/INT	41/28/0	21/20/0
Sacked/Yards Lost	1/8	1/12
Punts/Average	3/39.0	1/45.0
Fumbles/Lost	1/0	0/0
Penalties/Yards	9/55	4/21
Time of Possession	30:46	29:14
3rd Down Efficiency	8/15 (53.3%)	3/5 (60.0%)

RUSHING: CARDINALS - J. Conner 11-52, J. Dobbs 12-48, E. Demercado 1-3, E. Turner 1-2 ... **49ERS** - C. McCaffrey 20-106-3 TD, J. Mason 3-10, D. Samuel Sr. 3-6, K. Juszczyk 2-3, B. Purdy 2-0-1 TD, S. Darnold 1-(-1).

RECEIVING: CARDINALS - M. Brown 7-96, Mi. Wilson 7-76-2 TD, Z. Ertz 6-53, E. Demercado 3-21, Z. Pascal 3-10, T. McBride 1-5, J. Conner 1-4 ... **49ERS** - C. McCaffrey 7-71-1 TD, B. Aiyuk 6-148, R. McCloud III 2-22, J. Mason 1-13, G. Kittle 1-9, W. Snead IV 1-9, R. Bell 1-7, K. Juszczyk 1-4.

PASSING: CARDINALS - J. Dobbs 41-28-265-0-2 TD ... **49ERS** - B. Purdy 21-20-283-0-1 TD.

INTS: CARDINALS - None ... **49ERS** - None.

SACKS: CARDINALS - D. Gardeck 1-12 ... **49ERS** - J. Hargrave 1-8.

49ERS TURNOVER RATIO: 0 (ARZ: 0 fumbles, 0 INT/SF: 0 fumbles, 0 INT).

Weather: Sunny
Temperature: 75 degrees
Wind: North 9 mph
Playing Surface: Natural Grass
Time: 2:51



The San Francisco 49ers improved to 5–0 with a 42–10 victory over the Dallas Cowboys at Levi's Stadium on Sunday Night Football. The Niners opened up the game on offense, driving the ball 75 yds. on seven plays ending with a QB Brock Purdy 19–yd. strike to TE George Kittle for a TD. The San Francisco defense followed up with a three–n–out, allowing just one yd. After exchanging punts, the LB Fred Warner forced a fumble on Dallas' RB Tony Pollard and DL Kevin Givens recovered it, setting up the offense on the Dallas 16 yardline. On the first play of the 2nd qtr., RB Christian McCaffrey fumbled the ball and CB Jourdan Lewis recovered on the Dallas 2. The 49ers defense forced another three–n–out with the help of a sack by LB Fred Warner to help set up the offense in Dallas territory. On the next play, QB Brock Purdy hit TE George Kittle in stride for a 38–yd. TD to put the 49ers up 14–0. The Cowboys offense responded on the next drive when QB Dak Prescott connected with WR KaVontae Turpin on a 26–yd. TD to pull back within one score. The 49ers answered back right away, driving the ball 75 yds. on nine plays, ending with a 1–yd. RB Christian McCaffrey TD. The Cowboys opened the second half with a 6–play, 39–yd. drive resulting in a 50–yd. K Brandon Aubrey FG. On the ensuing drive, QB Brock Purdy connected with WR Brandon Aiyuk for 23 yds. and WR Deebo Samuel Sr. for 42 yds. before hooking up with TE George Kittle for a 10–yd. TD, their third of the night. The 49ers defense got the ball back to the offense with a S Tashaun Gipson Sr. interception on the third play of the Cowboys drive. QB Brock Purdy and the offense took advantage, driving 62 yds. on 12 plays and hitting FB Kyle Juszczyk for a 1–yd. TD pass. The Niners defense continued their dominance when DB Deommodore Lenoir tipped a pass intended for WR Michael Gallup, setting up an interception for LB Fred Warner. On the next play, RB Jordan Mason took the ball 26 yds. to the end zone to put San Francisco up by 32 points. The defense sealed the win with an interception by LB Oren Burks on the next drive and the 49ers held on to win 42–10 and remain undefeated.

NOTES: QB **Brock Purdy** completed 17 of his 24 passing atts. for 252 yds. and a career–high 4 TDs with a passer rating of 144.4...Tonight's game vs. Dal. marked **Purdy's** 10th career regular season start...Through those 10 starts, he has completed 183 of his 260 passing atts. for 2,369 yds. and 20 TDs for a 70.4% completion percentage and a passer rating of 121.1... RB **Christian McCaffrey** registered 19 carries for 51 yds. and 1 TD on the ground to go along with 2 receipts. for 27 yds. through the air...**McCaffrey's** rushing TD marks his 11th–consecutive regular season game with 1–or–more TDs...Including the postseason, **McCaffrey** has scored 1–or–more TDs in 14–consecutive games, which is the longest active streak of any NFL player and the longest streak by a member of the 49ers in franchise history...TE **George Kittle** registered 3 receipts. for 67 yds. and a career–high 3 TDs on the evening...**Kittle's** 3 TD receipts. were his first of the season and gave him 34 in his career...His 34 career TD receipts. are the 2nd–most rec. TDs by a tight end in franchise history...It also marked **Kittle's** first career game with 3–or–more rec. TDs and the first game with 3–or–more rec. TDs by a 49ers TE since TE Vernon Davis in 2009...FB **Kyle Juszczyk** caught 4 passes for 26 yds. and 1 TD on the night...**Juszczyk's** 9–yd. TD receipt. marked his 1st of the season and the 15th of his career...RB **Jordan Mason** registered 10 carries for a career–high 69 yds. and 1 TD...**Mason's** 26–yd. rushing TD marked his 1st of the season and the 2nd of his career...LB **Fred Warner** notched 8 tackles, 1.0 sack, 1 FF and 1 INT of Dallas Cowboys QB Dak Prescott...It marked his 2nd sack of the season and gave him 8.5 in his career...**Warner's** INT of Prescott marked his 1st of the season and the 5th of his career...**Warner** is the first 49ers player to register 1.0–or–more sacks, 1–or–more FFs and 1–or–more INTs in a single game since LB NaVorro Bowman did so in 2013...S **Tashaun Gipson Sr.** notched 2 tackles and 1 INT of Prescott, giving him his 1st INT of the season and the 33rd of his career...**Gipson Sr.'s** 33 career INTs are the 3rd–most amongst active NFL players...LB **Oren Burks** tallied 5 tackles and 1 INT of Prescott, giving him the 1st INT of his career...LB **Dre Greenlaw** tallied 5 tackles and 1.0 sack of Prescott. It marked his 1st sack of the season and the 3rd of his career...DL **Nick Bosa** registered 4 tackles and 0.5 sack of Prescott...DL **Arik Armstead** registered 2 tackles and 0.5 sack of Prescott.

	1st	2nd	3rd	4th	Pts
Dallas	0	7	3	0	10
San Francisco	7	14	7	14	42

- SF – G. Kittle, 19 pass from B. Purdy (J. Moody) (7–75, 3:50)
- SF – G. Kittle, 38 pass from B. Purdy (J. Moody) (1–38, 0:10)
- DAL – K. Turpin, 26 pass from D. Prescott (B. Aubrey) (11–78, 5:31)
- SF – C. McCaffrey, 1 run (J. Moody) (9–75, 5:09)
- DAL – B. Aubrey, 50 FG (6–39, 3:07)
- SF – G. Kittle, 10 pass from B. Purdy (J. Moody) (7–75, 4:33)
- SF – K. Juszczyk, 1 pass from B. Purdy (J. Moody) (12–62, 6:42)
- SF – J. Mason, 26 run (J. Moody) (1–26, 0:06)

TEAM STATISTICS	DAL	SF
First Downs	8	25
Net Yards Gained	197	421
Rushes/Yards	19/57	41/170
Net Yards Passing	140	251
Att/Comp/INT	26/16/3	25/18/0
Sacked/Yards Lost	4/21	1/2
Punts/Average	5/50.8	4/46.8
Fumbles/Lost	1/1	1/1
Penalties/Yards	6/60	6/45
Time of Possession	22:55	37:05
3rd Down Efficiency	4/11 (36.4%)	6/11 (54.5%)

RUSHING: COWBOYS – T. Pollard 8–29, R. Dowdle 5–15, D. Vaughn 3–7, B. Cooks 1–6, D. Prescott 1–2, C. Rush 1–(–2) ... **49ERS** – J. Mason 10–69–1 TD, C. McCaffrey 19–51–1 TD, D. Samuel Sr. 5–30, T. Davis–Price 6–21, S. Darnold 1–(–1).

RECEIVING: COWBOYS – C. Lamb 4–49, T. Pollard 4–35, J. Ferguson 3–28, M. Gallup 2–15, K. Turpin 1–26–1 TD, B. Cooks 1–7, D. Vaughn 1–1 ... **49ERS** – B. Aiyuk 4–58, K. Juszczyk 2–26–1 TD, G. Kittle 3–67–3 TD, D. Samuel Sr. 3–55, C. McCaffrey 2–27, J. Jennings 1–19, R. McCloud III 1–1.

PASSING: COWBOYS – D. Prescott 24–14–153–3–1 TD, C. Rush 2–2–8–0–0 ... **49ERS** – B. Purdy 24–17–252–0–4 TD, S. Darnold 1–1–1–0–0.

INTs: COWBOYS – None ... **49ERS** – T. Gipson 1–26, F. Warner 1–12, O. Burks 1–11.

SACKS: COWBOYS – J. Kears 1–2 ... **49ERS** – K. Givens 1–8, F. Warner 1–6, D. Greenlaw 1–1, A. Armstead 0.5–3, N. Bosa 0.5–3.

49ERS TURNOVER RATIO: +3 (DAL: 1 fumbles, 3 INT/SF: 1 fumbles, 0 INT).

Weather: Sunny
Temperature: 78 degrees
Wind: Southeast 10 mph
Playing Surface: Natural Grass
Time: 3:05



The 49ers fell to the Cleveland Browns 19–17 at Cleveland Browns Stadium for their first loss of the season. The 49ers offense opened the game by driving the ball 84 yds. down the field on five plays, ending in a 13–yd. RB Christian McCaffrey TD recept. from QB Brock Purdy. On the next drive, the 49ers defense came up big when LB Fred Warner intercepted a pass from Browns QB P.J. Walker but the offense was unable to cash in. After exchanging punts for the rest of the 1st qtr., the 49ers offense opened the second quarter with an 11–play, 76–yd. drive, including a WR Brandon Aiyuk 33–yd. recept. to set up a 25–yd. K Jake Moody FG. The Browns offense responded with a scoring drive of their own taking the ball 83 yds. down the field to set up a 16–yd. RB Kareem Hunt TD run to make the score 10–7 at halftime. Cleveland opened up the second half with the ball taking it 48 yds. on nine plays to set up a 42–yd. K Dustin Hopkins FG to tie the game at 10 apiece. On the next drive, QB Brock Purdy threw his first interception of the season to CB Martin Emerson Jr., but the Browns were unable to capitalize when San Francisco's defense forced a three–n–out. Later in the quarter, the Browns took a 13–10 lead on a 46–yd. K Dustin Hopkins FG to carry the lead into the 4th qtr. Niners CB Deommodore Lenoir came up with an interception of QB P.J. Walker to set up the offense deep in Browns territory. On the next play, RB Jordan Mason took the ball 8–yds. to the end zone to put San Francisco back on top 17–13. The Browns responded with a 50–yd. FG to pull within one point. After forcing a three–n–out, the Browns took the ball 63–yds. on nine plays to set up a 29–yd. K Dustin Hopkins FG to put Cleveland back on top. With less than two minutes to go, the 49ers offense drove the ball down the field to the Cleveland 23, setting up a 41–yd. K Jake Moody FG attempt in the waning seconds of the game. The kick was no good and San Francisco registered their first loss of the 2023 season.

NOTES: RB **Christian McCaffrey** registered 11 carries for 43 yds. on the ground to go along with 3 receipts. for 9 yds. and 1 TD through the air... **McCaffrey's** receiving TD marks his 12th–consecutive regular season game with 1–or–more TDs, which is the longest streak of his career and the 2nd–most consecutive regular season games with 1–or–more TDs by a 49ers player since WR Jerry Rice (13 games)...Including the postseason, **McCaffrey** has scored 1–or–more TDs in 15–consecutive games, which is the longest active streak of any NFL player and the longest streak by a member of the 49ers in franchise history...RB **Jordan Mason** registered 5 carries for 27 yds. and 1 TD...The rushing TD marked his 2nd of the season and the 3rd of his career...LB **Fred Warner** tallied 7 tackles on the day and 1 INT of Cleveland Browns QB P.J. Walker...His INT marks his 2nd of the season and the 6th of his career...With 1 INT last week vs. Dal. (10/8/23) and 1 INT on the day, **Warner** became the first 49ers LB to record an INT in back–to–back games since LB Ray–Ray Armstrong in 2017...**Warner's** 7 tackles on the day give him 681 career tackles, which passes former LB NaVorro Bowman for the fourth–most tackles in franchise history...DL **Nick Bosa** registered 3 tackles and 1.0 sack of Walker...**Bosa's** 1.0 sack on the day gives him 2.5 on the season and 45.5 in his career...His 45.5 career sacks pass former DL Dwaine Board for the 5th–most sacks in franchise history (sacks became an official statistic in 1982)...DL **Randy Gregory** tallied 3 tackles and 1.0 sack in his debut as a member of the 49ers...The sack marked his 2nd of the season, 1st with the 49ers and gave him 20.5 in his career...CB **Deommodore Lenoir** notched 5 tackles and 1 INT of Walker...The INT marked his 2nd of the season and the 3rd of his career...CB **Charvarius Ward** notched 5 tackles and 1 FF on the day...The FF marked his 1st of the season and the 3rd of his career.

	1st	2nd	3rd	4th	Pts
San Francisco	7	3	0	7	17
Cleveland	0	7	6	6	19

- SF** – C. McCaffrey, 13 pass from B. Purdy (J. Moody) (5–84, 2:44)
- SF** – J. Moody, 25 FG (11–76, 6:28)
- CLE** – K. Hunt, 116 run (D. Hopkins) (5–83, 2:16)
- CLE** – D. Hopkins, 42 FG (9–48, 3:51)
- CLE** – D. Hopkins, 46 FG (6–18, 2:48)
- SF** – J. Mason, 8 run (J. Moody) (1–8, 0:06)
- CLE** – D. Hopkins, 50 FG (14–43, 7:37)
- CLE** – D. Hopkins, 29 FG (9–63, 1:16)

<u>TEAM STATISTICS</u>	<u>SF</u>	<u>CLE</u>
First Downs	15	18
Net Yards Gained	215	334
Rushes/Yards	25/108	24/160
Net Yards Passing	107	174
Att/Comp/INT	27/12/1	34/18/2
Sacked/Yards Lost	3/18	2/18
Punts/Average	6/52.3	4/54.5
Fumbles/Lost	1/0	1/0
Penalties/Yards	12/105	13/119
Time of Possession	26:57	33:03
3rd Down Efficiency	3/12 (25.0%)	3/13 (23.1%)

RUSHING: 49ERS – C. McCaffrey 11–43, J. Mason 5–27–1 TD, R. McCloud III 2–23, D. Samuel Sr. 2–11, B. Purdy 3–7, E. Mitchell 2–(–3) ... **BROWNS** – J. Ford 17–84, K. Hunt 12–47–1 TD, M. Goodwin 1–20, E. Moore 1–8, P. Walker 3–1.

RECEIVING: 49ERS – B. Aiyuk 4–76, C. McCaffrey 3–9–1 TD, J. Jennings 2–26, K. Juszczyk 1–9, R. McCloud III 1–4, G. Kittle 1–1 ... **BROWNS** – A. Cooper 4–108, E. Moore 4–19, D. Njoku 3–24, K. Hunt 3–24, J. Ford 2–7, Dav. Bell 1–6, M. Goodwin 1–4.

PASSING: 49ERS – B. Purdy 27–12–125–1–1 TD ... **BROWNS** – P. Walker 34–18–192–2–0 TD.

INTs: 49ERS – F. Warner 1–32, D. Lenoir 1–28 ... **BROWNS** – M. Emerson 1–14.

SACKS: 49ERS – N. Bosa 1–11, R. Gregory 1–7 ... **BROWNS** – J. Owusu–Koramoah 1–10, S. Takitaki 1–0, Team Sack 1–8.

49ERS TURNOVER RATIO: +1 (SF: 0 fumble, 1 INT/ CLE: 0 fumbles, 2 INT).

Weather: Cloudy
Temperature: 53 degrees
Wind: North Northwest 15 mph
Playing Surface: Natural Grass
Time: 3:29



MONDAY, OCTOBER 23
SAN FRANCISCO 17 × MINNESOTA 22
 U.S. BANK STADIUM



The 49ers dropped to 5–2 on the season after losing 22–17 to the Minnesota Vikings at U.S. Bank Stadium on Monday Night Football. The San Francisco defense opened the game with a CB Charvarius Ward interception of QB Kirk Cousins on the third play of the game. The 49ers offense drove the ball down the field before RB Christian McCaffrey fumbled the ball deep in Minnesota territory and DE Dean Lowry recovered for the Vikings. Minnesota took the turnover and turned it into seven points on a QB Kirk Cousins 20–yd. TD pass to WR Jordan Addison. QB Brock Purdy and the 49ers offense responded by driving the ball to the Minnesota 22–yardline to set up a 40–yd. K Jake Moody FG attempt that he missed wide right. The Vikings worked their way down to the San Francisco 3–yardline before the 49ers defense came up with a goal line stop to force a 21–yd. K Greg Joseph FG. San Francisco responded with a 12–play, 75–yd. drive culminating in a 3–yd. RB Christian McCaffrey TD run. Right before halftime, QB Kirk Cousins hit WR Jordan Addison for a 60–yd. TD to go up 16–7. The Vikings were the first to score in the second half on a 20–yd. K Greg Joseph FG. San Francisco then drove the ball 75 yards on three plays, including a 35–yd. RB Christian McCaffrey TD reception to pull the 49ers within one score. Vikings K Greg Joseph hit a 54–yd. FG to close out the third quarter and put the Vikings up by eight points going into the 4th qtr. The 49ers responded by setting up a K Jake Moody 55–yd. FG and forcing the first Vikings punt of the game. San Francisco was driving down the field before before S Camryn Bynum came up with an interception on a deep pass intended for WR Jauan Jennings. The Vikings set up a 50–yd. FG, but K Greg Joseph missed wide right to keep the 49ers’ deficit at five points. San Francisco drove the ball into Minnesota territory with under a minute to go before S Camryn Bynum came up with his second interception of the game to seal the win for the Vikings.

NOTES: RB **Christian McCaffrey** registered 15 carries for 45 yds. and 1 TD on the ground to go along with 3 receipts. for 51 yds. and 1 TD through the air...**McCaffrey’s** receiving TD marked his 3rd of the season and the 25th of his career...With a rushing and receiving TD on the day, it marks **McCaffrey’s** 13th career game with one–or–more rushing TD and one–or–more receiving TD, which is the 2nd–most such games in NFL history...**McCaffrey’s** rushing TD gives him 8 on the season and 46 in his career...It also marks his 13th–consecutive regular season game with 1–or–more TDs, which is the longest streak of his career and tied for the most consecutive regular season games with 1–or–more TDs by a 49ers player since WR Jerry Rice (13 games)...Including the postseason, **McCaffrey** has scored 1–or–more TDs in 16–consecutive games, which is the longest active streak of any NFL player and the longest streak by a member of the 49ers in franchise history...**McCaffrey’s** 16–consecutive games with a TD are the 2nd–most consecutive games (postseason included) with a TD in NFL history...K **Jake Moody** connected on 1 of his 2 FGAs, including a 55–yd. made FG, and both of his PATs...With a 55–yd. FGM at Min. (10/23/23) and a 57–yd. FGM at LAR (9/17/23), **Moody** joins former K Phil Dawson and former K David Akers as the only kickers in 49ers franchise history to connect on 2–or–more FGs of 55–or–more yds. in a single season.

	1st	2nd	3rd	4th	Pts
San Francisco	0	7	7	3	17
Minnesota	7	9	6	0	22

- MIN** – J. Addison, 20 pass from K. Cousins (G. Joseph) (10–89, 6:06)
- MIN** – G. Joseph, 21 FG (13–67, 7:20)
- SF** – C. McCaffrey, 3 run (J. Moody) (12–75, 6:32)
- MIN** – J. Addison, 50 pass from K. Cousins (kick failed) (5–75, 0:54)
- MIN** – G. Joseph, 20 FG (11–77, 4:46)
- SF** – C. McCaffrey, 35 pass from B. Purdy (J. Moody) (3–75, 1:05)
- MIN** – G. Joseph, 54 FG (10–50, 5:34)
- SF** – J. Moody, 55 FG (6–31, 1:59)

TEAM STATISTICS	SF	MIN
First Downs	19	24
Net Yards Gained	325	452
Rushes/Yards	22/65	21/74
Net Yards Passing	260	378
Att/Comp/INT	30/21/2	45/35/1
Sacked/Yards Lost	1/12	0/0
Punts/Average	1/62.0	1/42.0
Fumbles/Lost	1/1	0/0
Penalties/Yards	5/37	5/35
Time of Possession	25:04	34:56
3rd Down Efficiency	5/9 (55.6%)	8/13 (61.5%)

RUSHING: 49ERS – C. McCaffrey 15–45–1 TD, B. Purdy 5–19, G. Kittle 1–2, E. Mitchell 1–(–1) ... **VIKINGS** – A. Mattison 8–39, C. Akers 10–31, B. Powell 1–5, K. Cousins 2–(–1).

RECEIVING: 49ERS – G. Kittle 5–78, B. Aiyuk 5–57, J. Jennings 5–54, C. McCaffrey 3–51–1 TD, R. McCloud III 2–20, R. Dwelley 1–12 ... **VIKINGS** – T. Hockerson 11–86, J. Addison 7–123–2 TD, K. Osborn 5–47, B. Powell 4–64, C. Akers 2–30, J. Oliver 2–6, A. Mattison 2–3, T. Chandler 1–12, T. Jackson 1–7.

PASSING: 49ERS – B. Purdy 30–21–272–2–1 TD ... **VIKINGS** – K. Cousins 45–35–378–1–2 TD.

INTs: 49ERS – C. Ward 1–0 ... **VIKINGS** – C. Bynum 2–0.

SACKS: 49ERS – None ... **VIKINGS** – D. Hunter 1–12.

49ERS TURNOVER RATIO: –2 (SF: 1 fumble, 2 INT/ MIN: 0 fumbles, 1 INT).

Weather: Partly Cloudy
Temperature: 59 degrees
Wind: East Sotheast 4 mph
Playing Surface: Turf
Time: 2:56



SUNDAY, OCTOBER 29
CINCINNATI 31 * SAN FRANCISCO 17
 LEVI'S STADIUM



The San Francisco 49ers fell to the Cincinnati Bengals 31–17 at Levi’s Stadium. The Bengals opened the game by forcing a 49ers three–n–out and driving the ball 85 yds. on 10 plays for a 7–yd. WR Tyler Boyd TD receipt. from QB Joe Burrow to go up 7–0 early. The 49ers offense responded with an 8–play, 75–yd. drive ending in a 2–yd. RB Christian McCaffrey TD run to tie the game. TB Trayveon Williams took the kickoff 41 yds. to set up the Bengals offense near midfield for a 6–play, 58–yd. TD drive. 49ers DL Arik Armstead came up with a bug sack on third down, forcing a 50–yd. FG try that K Evan McPherson missed wide right, setting up the 49ers offense at their own 40 yardline and leading to a 36–yd. K Jake Moody FG. At the end of the first half, the San Francisco defense came up big with DL Clelin Ferrell forcing a TE Irv Smith Jr. fumble recovered by DB Isaiah Oliver in the red zone to keep the Bengals from padding their lead. Cincinnati opened the second half with a K Evan McPherson 56–yd. FG to go up by seven points. After exchanging punts, the San Francisco offense moved the ball into the red zone before QB Brock Purdy threw an interception to LB Germaine Pratt. The 49ers defense stopped the Bengals near mid field to get the ball back to the offense, but QB Brock Purdy threw an interception to LB Logan Wilson on the next play. The Bengals took advantage on the next play with a 17–yd. TD pass from QB Joe Burrow to WR Ja’Marr Chase. On the next drive, QB Brock Purdy brought the 49ers offense down the field, culminating in a 4–yd. RB Christian McCaffrey TD receipt. to pull back within one score. Cincinnati responded with a 10–play, 78–yd. drive ending in a 5–yd. RB Joe Mixon TD run. The Bengals sealed their win with a strip sack with less than two minutes in the game.

NOTES: RB **Christian McCaffrey** registered 12 carries for 54 yds. and 1 TD on the ground to go along with 6 receipts. for 64 yds. and 1 TD through the air...With a rushing TD and rec. TD last week at Min. and 1 rushing TD and 1 rec. TD vs. Cin., **McCaffrey** became the 1st member of the 49ers to register 1–or–more rushing TDs and 1–or–more rec. TDs in back–to–back games in franchise history...It also marks his 14th–consecutive regular season game with 1–or–more TDs, which is the longest streak of his career and passes former WR Jerry Rice for the most consecutive regular season games with 1–or–more TDs in franchise history...Including the postseason, **McCaffrey** has scored 1–or–more TDs in 17–consecutive games, which is the longest active streak of any NFL player...WR **Brandon Aiyuk** caught 5 passes for 109 yds., marking his 3rd game of the season with 100–or–more yds. and the 7th of his career, while TE **George Kittle** caught 9 passes for 149 yds., marking his 1st game of the season with 100–or–more yds. and the 15th of his career...**Kittle’s** 149 yds. on the day give him 5,697 rec. yds. in his career, which marks the most rec. yds. by a tight end in 49ers franchise history...QB **Brock Purdy** completed 22 of his 31 passing atts. for a career–high 365 yds. and 1 TD to go along with 6 carries for a career–high 57 yds. on the ground...LB **Fred Warner** registered 10 tackles and 1 FF on the day...The FF marked his 2nd of the season and the 9th of his career...**Warner’s** 10 tackles on the day give him 704 in his career, good for the 2nd–most tackles in franchise history...DL **Arik Armstead** registered 4 tackles and 2.0 sacks of Bengals QB Joe Burrow, giving him 2.5 on the season and 31.0 in his career...**Armstead’s** 2.0 sacks on the day mark the 5th multi–sack game of his career and his first since Week 18 of the 2021 season...DL **Nick Bosa** registered 2 tackles, and a 0.5 sack of Burrow, giving him 3.0 sacks on the season and 46.0 in his career...DL **Clelin Ferrell** tallied 5 tackles, 0.5 sack of Burrow and 1 FF on the day, marking his 3rd career FF, first as a member of the 49ers and first since having 2 FFs as a member of the Las Vegas Raiders...**Ferrell’s** 0.5 sack marked his 1st of the season and gave him 10.5 in his career...CB **Isaiah Oliver** notched 9 tackles and 1 FR on the day....**Oliver’s** FR marks his 1st of the season and the 2nd of his career.

	1st	2nd	3rd	4th	Pts
Cincinnati	14	0	3	14	31
San Francisco	7	3	0	7	17

- CIN** – T. Boyd, 7 pass from J. Burrow (e. McPherson) (10–85, 4:38)
- SF** – C. McCaffrey, 2 run (J. Moody) (8–75, 4:52)
- CIN** – A. Iosivas, 2 pass from J. Burrow (E. McPherson) (6–58, 3:19)
- SF** – J. Moody, 36 FG (7–42, 4:19)
- CIN** – E. McPherson, 56 FG (7–37, 3:51)
- CIN** – J. Chase, 17 pass from J. Burrow (E. McPherson) (1–17, 0:04)
- SF** – C. McCaffrey, 4 pass from B. Purdy (J. Moody) (10–75, 4:52)
- CIN** – J. Mixon, 5 run (E. McPherson) (10–78, 5:18)

TEAM STATISTICS	CIN	SF
First Downs	29	24
Net Yards Gained	400	460
Rushes/Yards	27/134	23/113
Net Yards Passing	266	347
Att/Comp/INT	32/28/0	31/22/2
Sacked/Yards Lost	3/17	2/18
Punts/Average	3/46.7	3/50.3
Fumbles/Lost	2/1	1/1
Penalties/Yards	1/15	5/54
Time of Possession	31:23	28:37
3rd Down Efficiency	3/8 (37.5%)	5/9 (55.6%)

RUSHING: BENGALS – J. Mixon 16–87–1 TD, J. Burrow 6–43, T. Williams 2–6, T. Boyd 1–6, J. Chase 2–(–8) ... **49ERS** – B. Purdy 6–57, C. McCaffrey 12–54–1 TD, E. Mitchell 3–2, K. Juszczyk 2–0.

RECEIVING: BENGALS – J. Chase 10–100–1 TD, T. Higgins 5–69, I. Smith 4–25, T. Boyd 3–40–1 TD, J. Mixon 3–23, T. Irwin 2–24, A. Iosivas 1–2–1 TD ... **49ERS** – G. Kittle 9–149, C. McCaffrey 6–64–1 TD, B. Aiyuk 5–109, R. McCloud III 2–43.

PASSING: BENGALS – J. Burrow 32–28–283–0–3 TD ... **49ERS** – B. Purdy 31–22–365–2–1 TD.

INTS: BENGALS – L. Wilson 1–16, G. Pratt 1–9 ... **49ERS** – None.

SACKS: BENGALS – T. Hendrickson 1–12, S. Hubbard 1–6 ... **49ERS** – A. Armstead 2–14, N. Bosa 0.5–1.5, C. Ferrell 0.5–1.5.

49ERS TURNOVER RATIO: –2 (CIN: 1 fumble, 0 INT/SF: 1 fumble, 2 INT).

Weather: Sunny
Temperature: 74 degrees
Wind: Northwest 10 mph
Playing Surface: Natural Grass
Time: 2:54



SUNDAY, NOVEMBER 12
SAN FRANCISCO 34 × JACKSONVILLE 3
 EVERBANK STADIUM



The San Francisco 49ers came out of their Bye Week with a 34–3 victory over the Jacksonville Jaguars at EverBank Stadium. San Francisco’s defense started the game with a three–n–out, including a DL Arik Armstead and DL Javon Hargrave third down sack of QB Trevor Lawrence. The 49ers offense followed up with a four play, 57–yd. TD drive including a 29–yd. TE George Kittle reception and a QB Brock Purdy 13–yd. TD pass to WR Brandon Aiyuk. The defense again did not allow a first down on the next drive which ended with a DL Javon Hargrave third down sack to give the ball back to the offense who tacked on a 39–yd. K Jake Moody FG. After exchanging punts, the Niners defense came up big again with a second down DL Nick Bosa and DL Chase Young split sack during which Bosa forced a QB Trevor Lawrence fumble and recovered it to make it 49ers ball near midfield. On their next possession, the Jaguars offense went 80 yds. on 14 plays to set up a 37–yd. K Brandon McManus FG. With 4:20 left in the first half, the 49ers got the ball and drove 61 yds. to set up a 35–yd. K Jake Moody FG before the half to go up 13–3. San Francisco opened the second half with a two–play 75 yd. TD drive including a 66–yd. QB Brock Purdy TD pass to TE George Kittle. The 49ers defense followed up with a S Talanoa Hufanga interception and a CB Ambry Thomas FF and FR on the next two Jacksonville drives. San Francisco took advantage of the turnover, driving 81 yds. and punching it in with a 23–yd. WR Deebo Samuel Sr. TD run. On the next drive, LB Fred Warner intercepted a QB Trevor Lawrence pass, setting up a FB Kyle Juszczyk 22–yd. TD reception to put the 49ers up 34–3. The 49ers defense stymied the Jacksonville offense for the rest of the 4th qtr. to seal the win for San Francisco.

NOTES: QB **Brock Purdy** completed 19 of his 26 passing atts. for 296 yds. and 3 TDs with a career–high passer rating of 148.9...**Purdy’s** 3 TD passes give him 15 on the season and 28 in his career...His 66–yd TD pass to TE **George Kittle** marked the longest of his career...WR **Brandon Aiyuk** hauled in 3 receipts. for 55 yds. and 1 TD on the day, giving him 3 TDs on the season and 21 in his career...TE **George Kittle** caught 3 passes for 116 yds. and 1 TD on the day, giving him 4 TDs on the season and 35 in his career...**Kittle’s** 66–yd. TD receipt. marked his longest receipt. of the season and his longest TD receipt. since Week 14 of the 2018 season...WR **Deebo Samuel Sr.** caught 4 passes for 30 yds. through the air to go along with 3 carries for 29 yds. and 1 TD on the ground...**Samuel’s** 23–yd. rush TD marked his 2nd of the season and the 16th of his career...FB **Kyle Juszczyk** caught 2 passes for 26 yds. and 1 TD...DL **Javon Hargrave** registered 4 tackles and 1.5 sacks of Jaguars QB Trevor Lawrence, giving him 4.5 on the season and 42.0 in his career...DL **Clelin Ferrell** registered 1 tackle and 1.0 sack of Lawrence, giving him 1.5 on the season and 11.5 in his career...DL **Arik Armstead** registered 3 tackles and a 0.5 sack of Lawrence...DL **Nick Bosa** and DL **Chase Young** split a sack of Lawrence...**Bosa** also added 1.0 sack and forced a Lawrence fumble on his 0.5 sack, giving him his first FF of the season and the 9th of his career...LB **Fred Warner** tallied 7 tackles, 1 PD and 1 INT of Lawrence, marking his 3rd INT of the season and the 7th of his career...S **Talanoa Hufanga** notched 7 tackles, 1 PD and 1 INT of Lawrence...**Hufanga’s** INT marked his 3rd of the season and the 7th of his career...CB **Ambry Thomas** tallied 3 tackles and a FF on the day, the first of his career...K **Jake Moody** connected on both of his FGAs (39 and 35 yds.) and all 4 of his PATs.

	1st	2nd	3rd	4th	Pts
San Francisco	10	3	14	7	34
Jacksonville	0	3	0	0	3

- SF – B. Aiyuk, 13 pass from B. Purdy (J. Moody) (4–57, 2:05)
- SF – J. Moody, 39 FG (10–41, 4:38)
- JAX – B. McManus, 37 FG (14–80, 7:36)
- SF – J. Moody, 35 FG (11–61, 4:20)
- SF – G. Kittle, 66 pass from B. Purdy (J. Moody) (2–75, 0:50)
- SF – D. Samuel Sr., 23 run (J. Moody) (7–81, 3:57)
- SF – K. Juszczyk, 22 pass from B. Purdy (J. Moody) (3–40, 1:32)

TEAM STATISTICS

	SF	JAX
First Downs	20	12
Net Yards Gained	437	221
Rushes/Yards	30/144	17/59
Net Yards Passing	293	162
Att/Comp/INT	28/20/0	32/18/2
Sacked/Yards Lost	2/9	5/28
Punts/Average	3/47.0	5/53.6
Fumbles/Lost	0/0	2/2
Penalties/Yards	7/90	5/39
Time of Possession	33:11	26:49
3rd Down Efficiency	4/12 (33.3%)	4/12 (33.3%)

RUSHING: 49ERS – C. McCaffrey 16–95, D. Samuel Sr. 3–29–1 TD, E. Mitchell 8–23, S. Darnold 3–(–3) ... **JAGUARS** – T. Etienne 9–35, D. Johnson 3–12, T. Lawrence 2–7, T. Bigsby 3–5.

RECEIVING: 49ERS – C. McCaffrey 6–47, D. Samuel Sr. 4–30, G. Kittle 3–116–1 TD, B. Aiyuk 3–55–1 TD, K. Juszczyk 2–26–1 TD, R. Bell 1–20, J. Jennings 1–8 ... **JAGUARS** – C. Kirk 6–104, E. Ingram 4–12, D. Johnson 2–28, C. Ridley 2–20, T. Jones 2–17, T. Etienne 2–9.

PASSING: 49ERS – B. Purdy 26–19–296–0–3 TD, S. Darnold 2–1–6–0–0 ... **JAGUARS** – T. Lawrence 29–17–185–2–0, C. Beathard 2–1–5–0–0, C. Kirk 1–0–0–0.

INTs: 49ERS – F. Warner 1–22, T. Hufanga 1–12 ... **JAGUARS** – None.

SACKS: 49ERS – N. Bosa 1.5–10.5, J. Hargrave 1.5–8, C. Ferrell 1–5, A. Armstead 0.5–3, C. Young 0.5–1.5 ... **JAGUARS** – F. Oluokun 2–9.

49ERS TURNOVER RATIO: +4 (SF: 0 fumble, 0 INT/ JAX: 2 fumbles, 2 INT).

Weather: Cloudy
Temperature: 59 degrees
Wind: North 11 mph
Playing Surface: Natural Grass
Time: 2:59



SUNDAY, NOVEMBER 19

TAMPA BAY 14 × SAN FRANCISCO 27

LEVI'S STADIUM



The San Francisco 49ers topped the Tampa Bay Buccaneers 27–14 at Levi's Stadium for their seventh win of the season. After exchanging punts to open the game, the 49ers offense went 80 yds. on 12 plays including 15–yd. and 14–yd. QB Brock Purdy passes to WR Deebo Samuel Sr. and WR Brandon Aiyuk respectively and ended with a 4–yd. RB Christian McCaffrey TD receipt. On the ensuing drive, the San Francisco defense forced a turnover when DL Nick Bosa and LB Fred Warner combined to sack QB Baker Mayfield and Warner knocked out the ball which was recovered by DL Clelin Ferrell, returning the ball to the Niners offense who took the ball 46–yds. to set up a K Jake Moody 37–yd. FG. The Buccaneers answered with a 10–play, 75–yd drive ending in a 1–yd. WR Mike Evans TD receipt. With less than two minutes to go in the half, the Niners moved the ball down the field with the help of a 37–yd. WR Brandon Aiyuk receipt. and set up a 28–yd. K Jake Moody FG to go up 13–7 at the half. On their first possession of the second half, San Francisco QB Brock Purdy hit WR Brandon Aiyuk for a 76–yd. TD pass. The offense followed up with a 9–play, 79–yd. TD drive on their next possession with QB Brock Purdy connecting with TE George Kittle on a 3–yd. TD pass to put the 49ers up 27–7. The Buccaneers responded with a 5–play, 75–yd. drive ending in a 1–yd. RB Rachaad White TD run. San Francisco's defense effectively shut down the Buccaneers for the rest of the game, including a S Ji'Ayir Brown interception in the 4th qtr. to seal the win for the 49ers.

NOTES: QB **Brock Purdy** completed 21 of his 25 passing atts. for 333 yds. and 3 TDs with a career–high passer rating of 158.3, making him the first 49ers QB to reach that mark (min. 20 atts.)...With a passer rating of 158.3, **Purdy** (23–years–old) joins Baltimore Ravens QB Lamar Jackson and then Los Angeles Rams QB Jared Goff as the only QBs under the age of 24 in NFL history to attain a passer rating of 158.3... With a passer rating of 148.9 Week 10 at Jax. and a passer rating of 158.3 vs. **TB**, **Purdy** became the youngest player in NFL history to post a passer rating of 145.0–or–higher in consecutive starts and the first NFL QB to post a passer rating of 145.0–or–higher in consecutive starts since former QB Drew Brees in 2018...**Purdy's** 76–yd. TD pass to WR **Brandon Aiyuk** marked the longest TD pass of his career and the longest TD pass by a NFL QB this season...RB **Christian McCaffrey** tallied 21 carries for 78 yds. on the ground to go along with 5 catches for 25 yds. and 1 TD through the air...**McCaffrey's** TD receipt. marked his 14th TD this season in 10 games, the most by a 49ers player since WR Jerry Rice scored 13 TDs through the first 10 games of the 1989 season...WR **Brandon Aiyuk** hauled in 5 receipts. for a career–high 156 yds. and 1 TD, marking his 4th TD receipt. of the season and the 22nd of his career...**Aiyuk's** 156 rec. yds. mark his 3rd game this season with 100–or–more rec. yds. and the 8th such game of his career...WR **Deebo Samuel Sr.** hauled in 3 receipts. for 63 yds... With 3 receipts. on the day, **Samuel** now has 250 receipts. in his career...His 250 receipts. in 59 career games ties him with WR Dwight Clark for the 3rd–fewest amount of games to reach 250 career receipts. for a WR in 49ers franchise history...TE **George Kittle** hauled in 8 receipts. for 89 yds. and 1 TD on the day, giving him 5 rec. TDs on the season and 36 in his career...DL **Arik Armstead** notched 3 tackles and 1.0 sack of Buccaneers QB Baker Mayfield...DL **Chase Young** tallied 2 tackles and 1.0 sack of Mayfield, marking his first solo sack as a member of the 49ers...DL **Nick Bosa** recorded 3 tackles and split sacks with LB **Fred Warner** and LB **Dre Greenlaw** on the day...LB **Dre Greenlaw** added 8 tackles with his 0.5 sack of Mayfield...LB **Fred Warner** notched 12 tackles, 2 PDs and split a sack of Mayfield with **Bosa**, giving him 2.5 sacks on the season and 9.0 in his career...**Warner's** 2 PDs mark his seventh career game with 2–or–more PDs...On his 0.5 sack, **Warner** also registered 1 FF, his 3rd of the season and 10th of his career...S **Ji'Ayir Brown** registered 4 tackles, 3 PDs and 1 INT of Mayfield, giving him the first INT of his career...**Brown's** 3 PDs are the most by a 49ers rookie since CB Rashard Robinson in 2016...DL **Clelin Ferrell** notched 1 tackle and 1 FR on the day, his first FR of the season and the second of his career...K **Jake Moody** connected on both of his FGAs (37 and 28 yds.) and all 3 of his PATs.

	1st	2nd	3rd	4th	Pts
Tampa Bay	0	7	0	7	14
San Francisco	7	6	14	0	27

- SF** – C. McCaffrey, 4 pass from B. Purdy (J. Moody) (12–80, 7:11)
- SF** – J. Moody, 37 FG (9–46, 5:36)
- TB** – M. Evans, 1 pass from B. Mayfield (C. McLaughlin) (10–75, 5:33)
- SF** – J. Moody, 28 FG (8–61, 1:32)
- SF** – B. Aiyuk 76 pass from B. Purdy (J. Moody) (3–98, 1:34)
- SF** – G. Kittle, 3 pass from B. Purdy (J. Moody) (9–79, 5:18)
- TB** – R. White, 1 run (C. McLaughlin) (5–75, 2:26)

TEAM STATISTICS	TB	SF
First Downs	22	22
Net Yards Gained	287	420
Rushes/Yards	18/66	30/115
Net Yards Passing	221	305
Att/Comp/INT	45/29/1	25/21/0
Sacked/Yards Lost	4/25	4/28
Punts/Average	3/48.0	3/51.0
Fumbles/Lost	2/1	0/0
Penalties/Yards	3/19	7/66
Time of Possession	29:09	30:51
3rd Down Efficiency	7/14 (50.0%)	4/10 (40.0%)

RUSHING: BUCCANEERS – R. White 9–30–1 TD, D. Thompkins 1–17, C. Edmonds 4–8, T. Palmer 1–6, B. Mayfield 3–5 ... **49ERS** – C. McCaffrey 21–78, E. Mitchell 4–24, B. Purdy 4–14, D. Samuel Sr. 1–(–1).

RECEIVING: BUCCANEERS – C. Godwin 6–39, R. White 6–28, M. Evans 5–43–1 TD, C. Otton 4–49, T. Palmer 4–22, P. Durham 2–13, R. Jarrett 1–41, C. Edmonds 1–11 ... **49ERS** – G. Kittle 8–89–1 TD, B. Aiyuk 5–156–1 TD, C. McCaffrey 5–25–1 TD, D. Samuel Sr. 3–63.


PASSING: BUCCANEERS – B. Mayfield 45–29–246–1–1 TD ... **49ERS** – B. Purdy 25–21–333–0–3 TD.

INTS: BUCCANEERS – None ... **49ERS** – J. Brown 1–0.

SACKS: BUCCANEERS – Y. Diaby 2–16, L. David 1–11, V. Vea 1–1 ... **49ERS** – A. Armstead 1–9, C. Young 1–9, N. Bosa 1–3.5, D. Greenlaw 0.5–3.5, F. Warner 0.5–0.

49ERS TURNOVER RATIO: +2 (TB: 1 fumble, 1 INT/SF: 0 fumble, 0 INT).

Weather: Sunny
Temperature: 65 degrees
Wind: Northwest 10 mph
Playing Surface: Natural Grass
Time: 2:56



The San Francisco 49ers left Seattle with a 31–13 win over the Seahawks at Lumen Field on Thanksgiving. The 49ers offense opened the game with a nine–play, 71–yd. drive resulting in a 2–yd. WR Deebo Samuel Sr. TD run. After a 66–yd. kickoff return, the Seahawks started in San Francisco territory, but the defense allowed just one yard, firing a 51–yd K Jason Myers FG. After exchanging punts, the 49ers 45 yds. on nine plays for a RB Christian McCaffrey 1–yd. rushing TD. On the next drive CB Ambry Thomas intercepted a QB Geno Smith pass intended for WR Tyler Lockett but the offense was unable to turn it into points. After punts from each side, QB Brock Purdy led the offense down the field behind a 22–yd. WR Brandon Aiyuk reception and a 12–yd. pass to WR Deebo Samuel to set up an 8–yd. RB Christian McCaffrey TD. The 49ers recovered a Seahawks muffed punt in Seattle territory to set up a 32–yd. K Jake Moody FG to go up 24–3 at the half. The San Francisco defense came up with a big stop to start the half including a DL Nick Bosa sack on third down to force a punt, but QB Brock Purdy threw a pick–six on the next drive bringing the Seahawks within two scores. On their next drive, the Seattle offense took the ball 78 yds. on 14 plays to set up a 30–yd. K Jason Myers FG. The next points came from San Francisco on a 28–yd. TD strike from QB Brock Purdy to WR Brandon Aiyuk. The defense held on for the rest of the 4th qtr. to secure the 31–13 victory.

NOTES: QB **Brock Purdy** completed 21 of his 30 passing atts. for 209 yds. and 1 TD with a passer rating of 86.7...His passing TD marked his 19th of the season and the 32nd of his career...RB **Christian McCaffrey** registered 19 carries for 114 yds. and 2 TDs on the ground to go along with 5 catches for 25 yds. through the air...His 114 yds. give him 4 games this season with 100–or–more rushing yds. and mark the 19th such game of his career...**McCaffrey's** 11 rushing TDs and 5 TD receipts. through 11 games make him just the 5th player in NFL history and the first since 1975 to record 10–or–more rushing TDs and 5–or–more TD receipts. through a team's first 11 games of a season...**McCaffrey's** 11 rushing TDs this season are the most by a 49ers RB in a single season...WR **Brandon Aiyuk** registered 2 receipts. for 50 yds. and 1 TD, marking his 5th TD receipt. of the season and the 23rd of his career...With 1 rec. TD at Jax. (11/12/23); 1 rec. TD vs. TB (11/19/23) and 1 rec. TD on the evening, it marked the second time in his career that he has scored 1–or–more rec. TDs in 3–consecutive games...WR **Deebo Samuel Sr.** tallied 7 receipts. for 79 yds. through the air to go along with 4 carries for 15 yds. and 1 TD on the ground...His rush TD marked his 3rd of the season and the 17th in his career...S **Tashaun Gipson Sr.** registered 5 tackles and 1.0 sack of Seahawks QB Geno Smith...The sack marked his first of the season and gave him 2.5 in his career...DL **Javon Hargrave** registered 7 tackles and 1.5 sacks of Smith, giving him 6.0 this season and 43.5 in his career...DL **Arik Armstead** registered 5 tackles and two 0.5 sacks of Smith, giving him 5.0 this season and 33.5 in his career...DL **Kevin Givens** registered 1 tackle and a 0.5 sack of Smith, giving him 1.5 this season and 4.5 in his career...DL **Nick Bosa** notched 5 tackles and 2.0 sacks of Smith, giving him 8.0 on the season and 51.0 in his career, the 4th–most in 49ers franchise history...CB **Ambry Thomas** tallied 1 tackle and 1 INT of Smith, marking his 1st INT of the season and the 2nd of his career...K **Jake Moody** connected on a 32–yd. FGA and all 4 of his PATs.

	1st	2nd	3rd	4th	Pts
San Francisco	7	17	0	7	31
Seattle	3	0	10	0	13

- SF** – D. Samuel Sr., 2 run (J. Moody) (9–71, 4:59)
- SEA** – J. Myers, 51 FG (4–1, 0:54)
- SF** – C. McCaffrey, 1 run (J. Moody) (9–45, 4:51)
- SF** – C. McCaffrey, 8 run (J. Moody) (8–58, 3:59)
- SF** – J. Moody, 32 FG (4–8, 1:08)
- SEA** – J. Brooks, 12 interception return (J. Myers)
- SEA** – J. Myers, 30 FG (14–78, 6:28)
- SF** – B. Aiyuk, 28 pass from B. Purdy (J. Moody) (6–64, 3:31)

TEAM STATISTICS	SF	SEA
First Downs	23	14
Net Yards Gained	377	220
Rushes/Yards	33/169	21/88
Net Yards Passing	208	132
Att/Comp/INT	31/21/1	27/18/1
Sacked/Yards Lost	1/1	6/48
Punts/Average	5/39.8	5/46.2
Fumbles/Lost	1/0	1/1
Penalties/Yards	3/20	5/39
Time of Possession	35:30	24:30
3rd Down Efficiency	5/11 (45.5%)	3/11 (27.3%)

RUSHING: 49ERS – C. McCaffrey 19–114–2 TD, E. Mitchell 7–39, D. Samuel Sr. 4–15–1 TD, B. Purdy 3–1 ... **SEAHAWKS** – Z. Charbonnet 14–47, G. Smith 4–21, D. Dallas 2–10, D. Eskridge 1–10.

RECEIVING: 49ERS – D. Samuel Sr. 7–79, C. McCaffrey 5–25, G. Kittle 3–19, B. Aiyuk 2–50–1 TD, R. McCloud 1–23, C. Woerner 1–9, J. Jennings 1–7, E. Mitchell 1–(–3) ... **SEAHAWKS** – Z. Charbonnet 4–11, D. Metcalf 3–32, T. Lockett 3–30, J. Smith–Njigba 2–41, N. Fant 2–25, W. Dissly 1–21, C. Parkinson 1–9, J. Bobo 1–6, D. Dallas 1–5.

PASSING: 49ERS – B. Purdy 30–31–209–1–1 TD, D. Samuel Sr. 1–0–0–0 ... **SEAHAWKS** – G. Smith 27–18–180–1–0.

INTs: 49ERS – A. Thomas 1–2 ... **SEAHAWKS** – J. Brooks 1–12–1 TD.

SACKS: 49ERS – N. Bosa 2–16.5, J. Hargrave 1.5–10.5, T. Gipson 1–9, A. Armstead 1–8, K. Givens 0.5–4 ... **SEAHAWKS** – D. Taylor 1–1.

49ERS TURNOVER RATIO: +1 (SF: 0 fumble, 1 INT/ SEA: 1 fumbles, 1 INT).

Weather: Mostly Clear
Temperature: 43 degrees
Wind: Northwest 4 mph
Playing Surface: Field Turf
Time: 2:58



The 49ers went into Philadelphia in Week 13 and came out with a 42–19 win. The San Francisco offense started slow with back-to-back three–n–outs to start the game and did not get a first down in the 1st qtr. The defense allowed the Eagles to drive deep into San Francisco territory on their first two possessions, but held strong allowing only a 26–yd. and 39–yd. K Jake Elliott field goals to keep the score at 6–0 going into the 2nd qtr. After the defense forced the first Eagles punt to open the 2nd qtr., the 49ers offense drove the ball 85 yds. on 11 plays culminating in a 2–yd. WR Brandon Aiyuk TD reception to take the 7–6 lead. San Francisco forced another Philadelphia punt and the offense drove the ball 90 yds. on 10 plays, including a 25–yd. strike from QB Brock Purdy to TE George Kittle to help set up a 2–yd. RB Christian McCaffrey TD run to go into halftime leading 14–6. San Francisco opened up the second half with a 7–play, 75–yd. drive ending in a 12–yd. WR Deebo Samuel Sr. rushing TD to extend the lead. On the next drive, the Eagles punched in a 1–yd. QB Jalen Hurts TD run. The 49ers responded immediately with a 48–yd. WR Deebo Samuel TD run followed by the defense forcing a three–n–out. San Francisco opened up the 4th qtr. with another TD drive, including an 11–yd. RB Elijah Mitchell run and ending in an 18–yd. WR Jauan Jennings receiving TD. The Eagles then drove the ball 71–yds to punch in a 2–yd. WR DeVonta Smith TD reception but failed to convert the two–point conversion, keeping the 49ers up by 16 points. WR Deebo Samuel all but sealed the win with a 46–yd. catch–and–run TD to put the 49ers up 42–19. The defense denied the Eagles their 4th–and–12 attempt to close out the game and seal the victory for San Francisco.

NOTES: QB **Brock Purdy** completed 19 of his 27 passing atts. for 314 yds. and 4 TDs with a passer rating of 148.8...His passing TDs gave him 23 this season and 36 in his career...**Purdy** has now registered 4 games this season with 3–or–more TD passes and a passer rating 140.0–or–higher, which ties former QB Tom Brady (4 games in 2007) and New York Jets QB Aaron Rodgers (4 games in 2011) for the most such games by a QB in a single season in NFL history...**Purdy's** 5 career games with a passer rating of 140.0–or–higher in his first two seasons are the most by an NFL QB in their first two seasons in NFL history...RB **Christian McCaffrey** registered 17 carries for 93 yds. and 1 TD on the ground to go along with 3 catches for 40 yds. through the air...With 93 rushing yds. on the day, **McCaffrey** reached the 1,000 yd. mark for the 4th time in his career and for the first time as a member of the 49ers...**McCaffrey's** rush TD marks his 12th of the season and the 50th of his career...**McCaffrey's** 17 total TDs this season tie WR Jerry Rice for the 2nd–most by a 49ers player in a single season...WR **Brandon Aiyuk** registered 5 receipts. for 46 yds. and 1 TD, marking his 6th TD receipt. of the season and the 24th of his career...With 1 rec. TD at Jax. (11/12/23); 1 rec. TD vs. TB (11/19/23), 1 rec. TD at Sea. (11/23/23) and 1 rec. TD on the evening, it marked the first time in his career that he has scored 1–or–more rec. TDs in 4–consecutive games...**Aiyuk** is the first 49ers WR to score 1–or–more rec. TDs in 4–consecutive games since WR Terrell Owens in 2001...WR **Deebo Samuel Sr.** hauled in 4 receipts. for 116 yds. and 2 TDs through the air to go along with 3 carries for 22 yds. and 1 TD on the ground...His rush TD marked his 4th of the season and the 18th in his career, while his rec. TDs marked his 3rd of the season and the 15th of his career...His 3 total TDs on the evening marked a career high...WR **Jauan Jennings** registered 3 receipts. for 44 yds. and 1 TD, marking his 1st TD receipt. of the season and the 7th of his career...DL **Javon Kinlaw** registered 4 tackles and 2.0 sacks of Eagles QB Jalen Hurts, giving him 3.5 in his career and marking the first multi–sack game of his career...DL **Kalia Davis** registered 1 tackle and 1.0 sack of Hurts, marking the first sack of his career.

	1st	2nd	3rd	4th	Pts
San Francisco	0	14	14	14	42
Philadelphia	6	0	7	6	19

- PHI** – J. Elliott, 26 FG (12–67, 5:09)
- PHI** – J. Elliott, 39 FG (12–53, 6:48)
- SF** – B. Aiyuk, 2 pass from B. Purdy (J. Moody) (11–85, 7:01)
- SF** – C. McCaffrey, 2 run (J. Moody) (10–90, 3:59)
- SF** – D. Samuel Sr., 12 run (J. Moody) (7–75, 3:19)
- PHI** – J. Hurts, 1 run (J. Elliott) (10–58, 4:50)
- SF** – D. Samuel Sr., 48 pass from B. Purdy (J. Moody) (5–77, 2:57)
- SF** – J. Jennings, 18 pass from B. Purdy (J. Moody) (12–75, 6:41)
- PHI** – D. Smith, 2 pass from J. Hurts (pass failed) (13–71, 5:10)
- SF** – D. Samuel Sr., 46 pass from B. Purdy (J. Moody) (2–48, 0:14)

TEAM STATISTICS	SF	PHI
First Downs	24	23
Net Yards Gained	456	222
Rushes/Yards	28/146	18/46
Net Yards Passing	310	287
Att/Comp/INT	27/19/0	48/28/0
Sacked/Yards Lost	2/4	3/27
Punts/Average	2/47.5	3/50.7
Fumbles/Lost	1/0	1/0
Penalties/Yards	5/47	7/47
Time of Possession	28:21	31:39
3rd Down Efficiency	8/11 (72.7%)	8/15 (53.3%)

RUSHING: 49ERS – C. McCaffrey 17–93–1 TD, D. Samuel Sr. 3–22–1 TD, E. Mitchell 3–13, J. Mason 2–10, B. Purdy 2–9, S. Darnold 1–(–1) ... **EAGLES** – J. Hurts 7–20–1 TD, D. Swift 6–13, M. Mariota 2–6, K. Gainwell 2–5, B. Scott 1–2.

RECEIVING: 49ERS – B. Aiyuk 5–46–1 TD, D. Samuel Sr. 4–116–2 TD, G. Kittle 4–68, J. Jennings 3–44–1 TD, C. McCaffrey 3–40 ... **EAGLES** – D. Smith 9–96–1 TD, A. Brown 8–114, K. Gainwell 5–42, Q. Watkins 3–28, D. Swift 2–7, B. Scott 1–27.

PASSING: 49ERS – B. Purdy 27–19–314–0–4 TD ... **EAGLES** – J. Hurts 45–26–298–0–1 TD, M. Mariota 3–2–16–0–0.

INTs: 49ERS – None ... **EAGLES** – None.

SACKS: 49ERS – J. Kinlaw 2.0–24, K. Davis 1.0–3 ... **EAGLES** – F. Cox 1–2, H. Reddick 1–2.

49ERS TURNOVER RATIO: 0 (SF: 0 fumble, 0 INT/ **PHI:** 0 fumbles, 0 INT).

Weather: Cloudy
Temperature: 52 degrees
Wind: North 44 mph
Playing Surface: Natural Grass
Time: 3:08



The San Francisco 49ers faced off against the Seattle Seahawks for the second time in three weeks and walked away with a 28–16 victory at Levi's Stadium. The 49ers opened the game with a RB Christian McCaffrey 72–yd. run to the Seattle 3 yardline before RB Jordan Mason punched it in on the next play. The Seahawks responded with an 8–play, 75–yd. TD drive of their own when QB Drew Lock connected with WR DK Metcalf on a 31–yd. TD pass. After exchanging punts on the next three drives, the Seahawks moved the ball down the field with back–to–back 23–yd. RB Zach Charbonnet runs to set up a K Jason Myers 40–yd. FG. On the Niners next offensive drive, QB Brock Purdy threw an interception to S Julian Love but the defense forced the Seahawks to punt and gave the ball back to the offense who took it 83–yds. in 5 plays, ending in a 54–yd. TD pass from QB Brock Purdy to WR Deebo Samuel Sr.. After exchanging punts for much of the 3rd qtr., the 49ers took the ball 75 yds. on seven plays, including a 45–yd. strike to WR Brandon Aiyuk to set up a 1–yd. WR Deebo Samuel TD run. Seattle came right back with a three–play drive culminating in a TE Colby Parkinson 25–yd. TD reception. San Francisco responded with a 30–yd. QB Brock Purdy pass to WR Deebo Samuel that set up a 44–yd. TE George Kittle TD recept. The 49ers defense held the Seahawks scoreless for the rest of the game, including interceptions from DB Deommodore Lenoir and LB Fred Warner to seal the win.

NOTES: QB **Brock Purdy** completed 19 of his 27 passing atts. for a career–high 368 yds. and 2 TDs with a passer rating of 122.1...**Purdy's** 70.4% completion percentage marks his 7th–consecutive game with a completion percentage of 70%–or–higher, which is the longest streak of games with a completion percentage of 70%–or–higher by a 49ers QB since QB Joe Montana in the 1989 season...With a passer rating of 122.1, **Purdy** has now registered 12 games in his first two seasons with a passer rating of 110.0–or–more, which ties HOF Miami Dolphins QB Dan Marino for the 3rd–most such games in a player's first two seasons in NFL history...RB **Christian McCaffrey** registered 16 carries for 145 yds. on the ground to go along with 1 recept. for 8 yds. through the air...**McCaffrey's** 145 yds. give him 5 games this season with 100–or–more rushing yds., the most in the NFL, and mark the 20th such game of his career, giving him the 5th–most games with 100–or–more rushing yds. among active NFL RBs...With 153 yds. from scrimmage on the day, **McCaffrey** reached 10,000 yds. from scrimmage in his career (10,071 yds. from scrimmage)...WR **Deebo Samuel Sr.** hauled in 7 receipts. for 149 yds. and 1 TD through the air to go along with 1 carry for 1 TD on the ground...His rec. TD marked his 4th of the season and the 16th of his career, while his rush TD marked his 5th of the season and the 19th of his career...**Samuel's** 19 career rush TDs are the most by a player whose primary position is WR since at least 1960...TE **George Kittle** tallied 3 receipts. for 76 yds. and 1 TD, marking his 6th TD on the season and the 37th of his career...With 76 rec. yds. on the day, **Kittle** now has 6,065 rec. yds. in 95 career games, which is the 4th–fewest amount of games to reach 6,000 career rec. yds. by an NFL TE since at least 1970...RB **Jordan Mason** added 4 carries for 20 yds. and 1 TD, marking his 3rd rushing TD of the season and the 4th of his career...WR **Brandon Aiyuk** registered 6 receipts. for 126 yds., giving him a career–high 1,053 rec. yds. on the season and marking the 2nd season of his career with 1,000–or–more rec. yds...LB **Fred Warner** registered 8 tackles and 1 INT of Seahawks QB Drew Lock, marking his 4th INT of the season and the 8th of his career...**Warner's** 4 INTs this season are tied for the most by a non–DB in franchise history...**Warner's** 8 tackles give him 107 tackles this season, marking his 6th–consecutive season with 100–or–more tackles...DL **Nick Bosa** registered 6 tackles and 1.5 sacks of Lock, giving him 9.5 on the season and 52.5 in his career, which surpasses LB Ahmad Brooks for the 3rd–most sacks in franchise history...DL **Clelin Ferrell** registered 4 tackles and 1.0 sack of Lock, giving him 2.5 sacks on the season and 12.5 in his career...DL **Randy Gregory** registered 1 tackle and 1.0 sack of Lock, giving him 3.0 on the season and 21.5 in his career...DL **Javon Kinlaw** registered 3 tackles and a 0.5 sack of Lock, giving him 2.5 on the season and 4.0 sacks in his career...S **Ji'Ayir Brown** registered 6 tackles and 1 INT of Lock, marking the 2nd INT of his career.

	1st	2nd	3rd	4th	Pts
Seattle	10	0	6	0	16
San Francisco	7	7	7	7	28

- SF** – J. Mason, 3 run (J. Moody) (2–75, 0:57)
- SEA** – D. Metcalf, 31 pass from D. Lock (J. Myers) (8–75, 4:19)
- SEA** – J. Myers, 40 FG (7–50, 3:52)
- SF** – D. Samuel Sr., 54 pass from B. Purdy (J. Moody) (5–83, 2:54)
- SF** – D. Samuel Sr., 1 run (J. Moody) (7–75, 4:00)
- SEA** – C. Parkinson, 25 pass from D. Lock (pass failed) (3–78, 1:34)
- SF** – G. Kittle, 44 pass from B. Purdy (J. Moody) (3–75, 1:16)

TEAM STATISTICS	SEA	SF
First Downs	17	19
Net Yards Gained	324	527
Rushes/Yards	20/70	23/173
Net Yards Passing	269	368
Att/Comp/INT	31/22/2	27/19/1
Sacked/Yards Lost	4/15	3/14
Punts/Average	6/51.8	5/49.2
Fumbles/Lost	0/0	1/1
Penalties/Yards	5/39	5/30
Time of Possession	30:45	29:15
3rd Down Efficiency	2/11 (18.2%)	6/11 (54.5%)

RUSHING: SEAHAWKS – Z. Charbonnet 9–44, K. Walker 8–21, D. Lock 3–5 ... **49ERS** – C. McCaffrey 16–145, J. Mason 4–20, B. Purdy 2–7, D. Samuel Sr. 1–1–1 TD.

RECEIVING: SEAHAWKS – T. Lockett 6–89, K. Walker 4–33, J. Smith–Njig–ba 4–25, D. Metcalf 2–52–1 TD, N. Fant 2–35, C. Parkinson 2–28–1 TD, Z. Charbonnet 1–4, W. Dissly 1–3 ... **49ERS** – D. Samuel Sr. 7–149–1 TD, B. Aiyuk 6–126, G. Kittle 3–76–1 TD, C. McCaffrey 1–8, J. Mason 1–6, C. Woerner 1–3.

PASSING: SEAHAWKS – D. Lock 31–22–269–2–2 TD ... **49ERS** – B. Purdy 27–19–368–1–2 TD.

INTs: SEAHAWKS – J. Love 1–7 ... **49ERS** – J. Brown 1–0, F. Warner 1–(–3).

SACKS: SEAHAWKS – J. Reed 1–8, L. Williams 1–6, D. Jones 1–0 ... **49ERS** – N. Bosa 1.5–3.5, R. Gregory 1–8, C. Ferrell 1–0, J. Kinlaw 0.5–3.5.

49ERS TURNOVER RATIO: 0 (SEA: 0 fumble, 2 INT/SF: 1 fumble, 1 INT).

Weather: Sunny
Temperature: 63 degrees
Wind: Northwest 5 mph
Playing Surface: Natural Grass
Time: 3:00



SUNDAY, DECEMBER 17
SAN FRANCISCO 45 * ARIZONA 29
 STATE FARM STADIUM



The 49ers claimed the NFC West for the second straight year with a 45–29 win over the Arizona Cardinals in Phoenix. The Cardinals went 75 yds. on 7 plays, including a 38–yd. QB Kyler Murray pass to TE Trey McBride to set up a RB James Conner TD run to open up the game. The 49ers offense responded with an 8–play, 75–yd. drive of their own resulting in a 12–yd. QB Brock Purdy TD pass to WR Deebo Samuel Sr.. On the next drive, CB Charvarius Ward intercepted a QB Kyler Murray pass and returned it 66 yds. for a TD to put the 49ers on top. Arizona opened up the 2nd qtr. with a 58–yd. K Matt Prater FG before forcing San Francisco’s offense to go three–n–out. The Cardinals then took the ball 44 yds. over 11 plays to set up a 43–yd. K Matt Prater FG to pull within one point. On the next drive, the Niners drove the ball 75 yds. for a QB Brock Purdy 5–yd. TD pass to RB Christian McCaffrey to put San Francisco up 21–13 at the half. San Francisco then opened the second half with a 4–play, 75–yd. TD drive, including a 35–yd. TE George Kittle reception and a 41–yd. TD reception by RB Christian McCaffrey. After exchanging punts, with the help of a 44–yd. RB James Conner run, the Cardinals set up a 28–yd. K Matt Prater FG. San Francisco answer back with a 6–play, 60–yd. drive to set up a 1–yd. RB Christian McCaffrey TD run. Arizona opened the 4th qtr. with a scoring drive ending in a RB Emari Demercado 49–yd. TD run. A few plays later, QB Brock Purdy again connected with WR Deebo Samuel on a 19–yd. TD pass to go up by 20 points. On the ensuing drive, CB Charvarius Ward came up with his second interception of QB Kyler Murray to help set up a 43–yd. K Jake Moody FG. On their final possession, the Cardinals scored on an 8–yd. QB Kyler Murray TD pass to TE Elijah Higgins, but the 49ers were able to run out the clock to seal the victory.

NOTES: QB **Brock Purdy** completed 16 of his 25 passing atts. for 242 yds. and 4 TDs with a passer rating of 135.3...His 4 passing TDs gave him 29 this season and 42 in his career...**Purdy** has registered a passer rating of 130.0–or–higher in 6 games this season, which ties New York Jets QB Aaron Rodgers, former QB Tony Romo, former QB Ryan Tannehill and Denver Broncos QB Russell Wilson for the most such games in NFL history...RB **Christian McCaffrey** registered 18 carries for 115 yds. and 1 TD on the ground to go along with 5 receipts. for 72 yds. and 2 TDs through the air, marking the 2nd time in his career that he has registered 2–or–more rec. TDs in a single game...**McCaffrey’s** 20 total TDs this season are the 2nd–most total TDs scored by a player in franchise history...WR **Deebo Samuel** hauled in 4 receipts. for 48 yds. and 2 TDs...His rec. TD marked his 6th of the season and the 18th of his career...With 2 rec. TDs at Phil., 1 rec. TD vs. Sea. and 2 rec. TDs on the day, it marked the first time in **Samuel’s** career that he has registered 1–or–more rec. TDs in 3–consecutive games...DL **Nick Bosa** registered 1 tackle, 1 FF and 1.0 sack of Cardinals QB Kyler Murray, giving him 10.5 sacks on the season and 53.5 in his career...He now has 8 career games with at least 1.0 sack and 1 FF...With 1.0 sack on the day, **Bosa** has reached 10.0–or–more sacks in a season for the 3rd–consecutive season, making him 1 of 4 active NFL players to have 3–consecutive seasons with 10.0–or–more sacks...DL **Javon Kinlaw** registered 2 tackles and 1.0 sack of Murray, giving him 3.5 sacks this season and 5.0 in his career...LB **Fred Warner** registered 9 tackles, 1 FF and a 0.5 sack of Murray, giving him 2.0 sacks on the season and 8.5 in his career...DL **Chase Young** registered 2 tackles and a 0.5 sack of Murray, giving him 7.0 this season and 16.0 in his career...DL **T.Y. McGill** registered 2 tackles and 1 FF, marking his first FF of the season and the 2nd of his career...CB **Charvarius Ward** registered 3 tackles and a career–high 2 INTs of Cardinals QB Kyler Murray, one of which he returned for a 66–yd. TD...The TD marked the first of his career and the team’s first defensive TD of the season...**Ward’s** 66–yd. INT return is the first INT returned for a TD by a 49ers player since CB Emmanuel Moseley in Week 5 of 2022 at Car...It also marked the longest INT returned for a TD by a member of the 49ers since LB NaVorro Bowman in 2013 [89–yd. INT returned for a TD vs. Atl. (12/23/13)]...**Ward** now has 4 INTs on the season and 9 in his career...K **Jake Moody** connected on a 43–yd. FG and all 6 of his PATs.

	1st	2nd	3rd	4th	Pts
San Francisco	14	7	14	10	45
Arizona	7	6	3	13	29

- ARI** – J. Conner, 2 run (M. Prater) (7–75, 4:20)
- SF** – D. Samuel Sr., 12 pass from B. Purdy (J. Moody) (8–75, 4:07)
- SF** – C. Ward, 66 interception return (J. Moody)
- ARI** – M. Prater, 58 FG (8–35, 5:11)
- ARI** – M. Prater, 43 FG (11–44, 6:15)
- SF** – C. McCaffrey, 5 pass from B. Purdy (J. Moody) (10–75, 5:00)
- SF** – C. McCaffrey, 41 pass from B. Purdy (J. Moody) (4–75, 1:42)
- ARI** – M. Prater, 28 FG (12–81, 6:18)
- SF** – C. McCaffrey, 1 run (J. Moody) (6–60, 3:12)
- ARI** – E. Demercado, 49 run (pass failed) (8–75, 4:38)
- SF** – D. Samuel Sr., 19 pass from B. Purdy (J. Moody) (7–75, 4:21)
- SF** – J. Moody, 43 FG (6–22, 3:04)
- ARI** – E. Higgins, 8 pass from K. Murray (M. Prater) (12–75, 2:22)

TEAM STATISTICS	SF	ARI
First Downs	24	22
Net Yards Gained	406	436
Rushes/Yards	26/144	30/234
Net Yards Passing	262	202
Att/Comp/INT	28/18/0	39/26/2
Sacked/Yards Lost	3/9	0/0
Punts/Average	2/48.0	2/56.0
Fumbles/Lost	0/0	5/0
Penalties/Yards	1/5	4/28
Time of Possession	25:49	34:11
3rd Down Efficiency	4/7 (57.1%)	7/16 (43.8%)

RUSHING: 49ERS – C. McCaffrey 18–115–1 TD, J. Mason 5–20, D. Samuel Sr. 1–11, S. Darnold 2–(–2) ... **CARDINALS** – J. Conner 14–86–1 TD, E. Demercado 4–64–1 TD, K. Murray 6–49, M. Carter 3–27, G. Dortch 1–5, R. Moore 1–3, C. Tune 1–0.

RECEIVING: 49ERS – C. McCaffrey 5–72–2 TD, D. Samuel Sr. 4–48–2 TD, B. Aiyuk 3–37, G. Kittle 2–54, K. Juszczyk 2–26, J. Jennings 2–25 ... **CARDINALS** – T. McBride 10–102, E. Higgins 4–44–1 TD, M. Carter 3–10, J. Conner 3–3, G. Dortch 2–15, R. Moore 2–5, G. Swaim 1–26, E. Demercado 1–6.

PASSING: 49ERS – B. Purdy 26–16–242–0–4 TD, S. Darnold 3–2–20 ... **CARDINALS** – K. Murray 39–26–211–2–1 TD.

INTs: 49ERS – C. Ward 2–79 ... **Cardinals** – None.

SACKS: 49ERS – J. Kinlaw 1.0–7, N. Bosa 1–1, F. Warner 0.5–0.5, C. Young 0.5–0.5 ... **CARDINALS** – None.

49ERS TURNOVER RATIO: +2 (SF: 0 fumble, 0 INT/ ARI: 0 fumbles, 2 INT).

Weather: Sunny
Temperature: 76 degrees
Wind: Northeast 3 mph
Playing Surface: Natural Grass
Time: 3:05



MONDAY, DECEMBER 25
BALTIMORE 33 × SAN FRANCISCO 19
LEVI'S STADIUM



The 49ers hosted the Baltimore Ravens at Levi's Stadium on Christmas night, losing the game 33–19. The 49ers defense opened the game with a three–n–out, giving the ball to the offense who went down the field to the Baltimore 15 before S Kyle Hamilton came up with an interception on QB Brock Purdy in the end zone. On the next drive, San Francisco's defense forced QB Lamar Jackson to retreat to his own end zone before being flagged for intentional grounding, resulting in a 49ers Safety to get the team on the scoreboard first. The offense followed up with a 10–play, 52–yd. drive to set up a 45–yd. K Jake Moody FG. The Ravens responded with an 8–play, 65–yd. drive to set up a 28–yd. K Justin Tucker FG. Baltimore's defense followed up with a CB Marlon Humphrey interception of QB Brock Purdy to set up an 11–play, 53–yd. drive resulting in a 1–yd. RB Gus Edwards TD run. On their next drive, San Francisco QB Brock Purdy threw another interception to S Kyle Hamilton which set up a K Justin Tucker 41–yd. FG. The 49ers offense responded with a 6–play 67–yd. drive to set up a RB Christian McCaffrey 9–yd. rushing TD to pull within one point of the Ravens. Before the end of the half, the Ravens went 64 yds. in 11 plays to set up a 28–yd. K Justin Tucker FG. San Francisco started the second half with a three–n–out, setting up a 3–play 44–yd. scoring drive on a QB Lamar Jackson 6–yd. toss to WR Nelson Agholor. On the next play, 49ers QB Brock Purdy was intercepted by ILB Patrick Queen, setting up a 9–yd. WR Zay Flowers TD reception. The Ravens added to their lead with a 24–yd. K Justin Tucker FG to go up 33–12 heading into the 4th qtr. After an injury to QB Brock Purdy on the next drive, QB Sam Darnold stepped in and tossed a 12–yd. TD pass to WR Ronnie Bell. The Baltimore defense was able to hold onto the lead and take home the 33–19 win.

NOTES: QB **Brock Purdy** completed 18 of his 32 passing atts. for 255 yds... With 255 passing yds. on the night, **Purdy** now has 4,050 passing yds. this season, making him the 3rd QB in 49ers franchise history to eclipse the 4,000 yd. mark in a single season... **Purdy's** 4,050 passing yds. this season are the 3rd–most by a 49ers QB in a single season in franchise history... QB **Sam Darnold** completed 8 of his 14 passing atts. for 81 yds. and 1 TD... His passing TD marked his first of the season and the 62nd of his career... RB **Christian McCaffrey** registered 14 carries for 103 yds. and 1 TD on the ground to go along with 6 receipts. for 28 yds. through the air... With 6 receipts. on the evening, **McCaffrey** now has 505 career receipts. in 90 career games which surpasses HOF RB Marshall Faulk (112 games) as the fastest RB in NFL history to reach 500 career receipts... **McCaffrey's** 21 total TDs this season are the 2nd–most total TDs scored by a player in franchise history... TE **George Kittle** tallied 7 receipts. for 126 yds., marking his 3rd game this season with 100–or–more yds. and the 17th such game of his career, which is tied for the 3rd–most games with 100–or–more yds. by any player in franchise history... WR **Brandon Aiyuk** hauled in 6 receipts. for 113 yds., marking his 6th game this season with 100–or–more yds. and the 10th such game of his career... WR **Ronnie Bell** notched 1 receipt. for a 12–yd. TD, marking the 2nd TD receipt. of his career... DL **Javon Hargrave** registered 3 tackles and 1.0 sack of Ravens QB Lamar Jackson, giving him 7.0 sacks on the season and 44.5 in his career... DL **Randy Gregory** and DL **Chase Young** split a sack of Jackson... The 0.5 sack gave **Gregory** 3.5 this season and marked 7.5 for **Young** this season... K **Jake Moody** connected on a 45–yd. FG and both of his PATs.

	1st	2nd	3rd	4th	Pts
Baltimore	3	13	17	0	33
San Francisco	5	7	0	7	19

- SF – Penalty on L. Jackson enforced in end zone for a Safety
- SF – J. Moody, 45 FG (10–52, 4:26)
- BAL – J. Tucker, 28 FG (8–65, 5:01)
- BAL – G. Edwards, 1 run (J. Tucker) (11–53, 4:41)
- BAL – J. Tucker, 41 FG (4–(–3), 0:51)
- SF – C. McCaffrey, 9 run (J. Moody) (6–67, 3:40)
- BAL – J. Tucker, 28 FG (11–64, 3:23)
- BAL – N. Agholor, 6 pass from L. Jackson (J. Tucker) (3–44, 1:10)
- BAL – Z. Flowers, 9 pass from L. Jackson (J. Tucker) (1–9, 0:03)
- BAL – J. Tucker, 24 FG (11–89, 6:42)
- SF – R. Bell, 12 pass from S. Darnold (J. Moody) (12–90, 4:05)

TEAM STATISTICS	BAL	SF
First Downs	23	21
Net Yards Gained	343	429
Rushes/Yards	26/102	18/121
Net Yards Passing	241	308
Att/Comp/INT	35/23/0	46/26/5
Sacked/Yards Lost	4/28	2/11
Punts/Average	3/43.3	2/56.0
Fumbles/Lost	0/0	0/0
Penalties/Yards	6/67	10/102
Time of Possession	31:14	28:46
3rd Down Efficiency	4/11 (36.4%)	6/14 (42.9%)

RUSHING: RAVENS – L. Jackson 7–45, G. Edwards 9–31–1 TD, J. Hill 10–26 ... **49ERS** – C. McCaffrey 14–103–1 TD, S. Darnold 1–9, D. Samuel Sr. 2–7, B. Purdy 1–2.

RECEIVING: RAVENS – Z. Flowers 9–72–1 TD, I. Likely 3–56, J. Hill 3–31, N. Agholor 3–10–1 TD, O. Beckham Jr. 2–13, G. Edwards 1–39, C. Kolar 1–17, R. Bateman 1–14 ... **49ERS** – G. Kittle 7–126, B. Aiyuk 6–113, C. McCaffrey 6–28, D. Samuel Sr. 4–47, R. Bell 1–12–1 TD, K. Juszczyk 1–5, W. Snead IV 1–5.

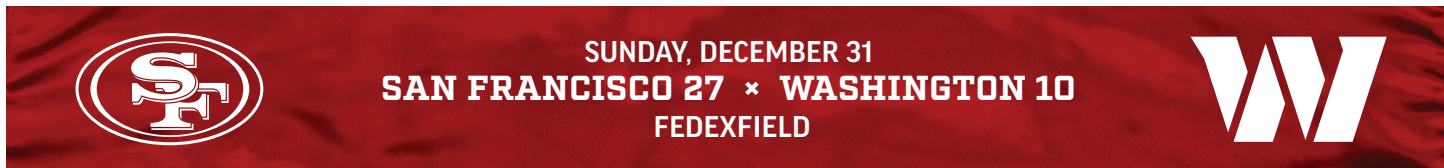
PASSING: SEAHAWKS – L. Jackson 35–23–252–0–2 TD ... **49ERS** – B. Purdy 32–18–255–4–0 TD, S. Darnold 14–8–81–1–1 TD.

INTs: RAVENS – K. Hamilton 2–7, M. Williams 1–22, P. Queen 1–21, M. Humphrey 1–3 ... **49ERS** – None.

SACKS: RAVENS – B. Urban 2–20, K. Van Noy 1–5, J. Clowney 1–3 ... **49ERS** – J. Hargrave 1–5, R. Gregory 0.5–3, C. Young 0.5–3.

49ERS TURNOVER RATIO: –5 (BAL: 0 fumble, 0 INT/SF: 0 fumble, 5 INT).

Weather: Cloudy
Temperature: 56 degrees
Wind: Northwest 8 mph
Playing Surface: Natural Grass
Time: 3:18



The 49ers traveled to the nation’s capital on New Year’s Eve and beat the Commanders 27–10. The San Francisco offense opened the game with a 12–play, 55–yd. drive resulting in a 38–yd. K Jake Moody FG and the defense followed up by forcing a Commanders three–n–out. On their next drive, QB Brock Purdy hit WR Brandon Aiyuk for 17 yds. and WR Deebo Samuel for 16 yds. on back–to–back plays to set up a 2–yd. WR Deebo Samuel TD reception to go up 10–0 in the 1st qtr. Washington opened up the 2nd qtr. with a 9–play, 76–yd. drive to set up a 47–yd. K Joey Slye FG to get on the scoreboard. After stopping the 49ers on four plays, the Commanders took the ball 84 yds. in nine plays including a 42–yd. QB Sam Howell pass to WR Terry McLaurin on third down to set up a 3–yd. WR Terry McLaurin TD reception to even up the score. Before the end of the half, San Francisco took the ball 71 yds. in 10 plays to set up a 22–yd. K Jake Moody FG to regain the lead. The 49ers defense opened up the second half by forcing a three–n–out, including a DL Clelin Ferrell 6–yd. sack to get the ball back to the offense. San Francisco took the ball 83–yds. on 12 plays, including 40 yards on the ground from RB Elijah Mitchell who punched the ball into the end zone for a 2–yd. TD rush. The Commanders closed out the 3rd qtr. driving down the field, but on the second play of the 4th qtr., CB Charvarius Ward intercepted a QB Sam Howell pass at the San Francisco 2–yardline to prevent a score. The offense followed up with a 10–play, 95–yd. drive capped off by a 17–yd. WR Brandon Aiyuk TD reception. The 49ers defense held the Commanders to no more points with the help of a CB Deommodore Lenoir interception, sending the Niners back to San Francisco with a 27–10 win.

NOTES: In RB **Christian McCaffrey** (2,023 yds. from scrimmage), WR **Brandon Aiyuk** (1,317 yds. from scrimmage), WR **Deebo Samuel** (1,085 yds. from scrimmage) and TE **George Kittle** (1,022 yds. from scrimmage), the 49ers are the first team in NFL history to have a RB, 2 WRs and a TE to each post 1,000–or–more yds. from scrimmage in a single season...With 4 players surpassing 1,000 yds. from scrimmage and QB **Brock Purdy** (4,280 passing yds.) surpassing the 4,000 yd. mark, the 49ers are the 4th team in NFL history to have a QB with 4,000–or–more passing yds. and 4 players with 1,000–or–more yds. from scrimmage...QB **Brock Purdy** completed 22 of his 28 passing atts. for 230 yds. and 2 TDs with a passer rating of 124.7...With 230 passing yds. on the day, **Purdy** now has 4,280 passing yds. this season, which passes former QB Jeff Garcia for the most passing yds. in a single season in 49ers franchise history...RB **Elijah Mitchell** registered 17 carries for a team–high 80 yds. and 1 TD...RB **Christian McCaffrey** registered 14 carries for 64 yds. on the ground to go along with 4 receipts. for 27 yds. through the air...TE **George Kittle** tallied 3 receipts. for 29 yds. on the day...With 29 rec. yds., **Kittle** now has 1,020 rec. yds. on the season, marking the 3rd time in his career that he has reached the 1,000–yd. mark...WR **Brandon Aiyuk** hauled in 7 receipts. for 114 yds. and 1 TD, marking his 7th game this season with 100–or–more yds. and the 11th such game of his career...WR **Deebo Samuel** registered 5 receipts. for 37 yds. and 1 TD through the air to go along with 3 carries for 35 yds. on the ground...DL **Clelin Ferrell** registered 2 tackles and 1.0 sack of Commanders QB Sam Howell, giving him 3.5 on the season and 13.5 in his career...CB **Charvarius Ward** registered 4 tackles and 1 INT of Howell, giving him a single season career–high 5 INTs on the season and 10 in his career...CB **Deommodore Lenoir** registered 3 tackles and 1 INT of Howell, giving him 3 INTs on the season and 4 in his career...K **Jake Moody** connected on both of his FGAs (38, 22) and all 3 of his PATs...**Moody** has converted on each of his 58 PATs this year...His 58–consecutive made PATs are the most by a rookie in NFL history.

	1st	2nd	3rd	4th	Pts
San Francisco	10	3	7	7	27
Washington	0	10	0	0	10

- SF** – J. Moody, 38 FG (12–55, 6:54)
- SF** – D. Samuel Sr., 2 pass from B. Purdy (J. Moody) (9–63, 5:38)
- WSH** – J. Slye, 47 FG (9–46, 4:26)
- WSH** – T. McLaurin 3 pass from S. Howell (J. Slye) (9–84, 5:18)
- SF** – J. Moody, 22 FG (10–71, 4:14)
- SF** – E. Mitchell, 2 run (J. Moody) (12–83, 7:15)
- SF** – B. Aiyuk, 17 pass from B. Purdy (J. Moody) (10–95, 5:33)

TEAM STATISTICS	SF	WSH
First Downs	28	12
Net Yards Gained	408	225
Rushes/Yards	39/184	14/62
Net Yards Passing	224	163
Att/Comp/INT	28/22/0	28/17/2
Sacked/Yards Lost	1/6	1/6
Punts/Average	2/38.0	3/52.0
Fumbles/Lost	1/0	0/0
Penalties/Yards	3/20	5/40
Time of Possession	38:13	21:47
3rd Down Efficiency	4/9 (44.4%)	3/9 (33.3%)

RUSHING: 49ERS – E. Mitchell 17–80–1 TD, C. McCaffrey 14–64, D. Samuel Sr. 3–35, B. Purdy 1–4, J. Mason 2–3, S. Darnold 2–(–2) ... **COMMANDERS** – B. Robinson 9–44, A. Gibson 4–19, S. Howell 1–(–1).

RECEIVING: 49ERS – B. Aiyuk 7–114–1 TD, D. Samuel Sr. 5–37–1 TD, C. McCaffrey 4–27, G. Kittle 3–29 ... **COMMANDERS** – T. McLaurin 4–61–1 TD, B. Robinson 4–32, C. Samuel 3–33, L. Thomas 3–20, A. Gibson 2–17, J. Bates 1–6.

PASSING: 49ERS – B. Purdy 28–22–230–0–2 TD, Sam Darnold 0–0–0–0 ... **COMMANDERS** – S. Howell 28–17–169–2–1 TD.

INTs: 49ERS – C. Ward 1–3, D. Lenoir 1–0 ... **COMMANDERS** – None.

SACKS: 49ERS – C. Ferrell 1–6 ... **COMMANDERS** – Team Sack 1–6.

49ERS TURNOVER RATIO: +2 (SF: 0 fumble, 0 INT/ WSH: 0 fumbles, 2 INT).

Weather: Sunny
Temperature: 48 degrees
Wind: Southwest 7 mph
Playing Surface: Natural Grass
Time: 2:44



SUNDAY, JANUARY 7

LOS ANGELES RAMS 21 * SAN FRANCISCO 20

LEVI'S STADIUM



The 49ers and the Rams met in the 2023 regular season finale at Levi's Stadium, with Los Angeles walking away with the 21–20 win. San Francisco started the game with a 12–play, 75–yd. drive, including a QB Sam Darnold 20–yd. pass to TE Charlie Woerner, ending in a 1–yd. RB Elijah Mitchell TD run. Los Angeles responded with an 11–play, 75–yd. drive of their own, resulting in a 19–yd. QB Carson Wentz TD pass to WR Puka Nacua. On their next drive, the 49ers took the ball 75 yds. in 16 plays, setting up a 1–yd. QB Sam Darnold TD run. The San Francisco defense followed up with a S Taylor Hawkins interception on the first play of the drive, setting up the offense on the LA 36–yardline, leading to a K Jake Moody missed 38–yd. FG. After forcing a punt, the 49ers closed out the first half moving the ball 90 yards on nine plays, ending in a 5–yd WR Ronnie Bell TD reception to go up 20–7 at halftime. Los Angeles opened up the second half with a 17–play, 75–yd. drive resulting in a WR Tyler Johnson 8–yd. TD reception. After the San Francisco defense stopped the Rams on 4th down, they allowed a 71–yd. drive culminating in a 12–yd. QB Carson Wentz TD run followed by WR Tutu Atwell 2–point conversion reception to put the Rams up by one and hold on to the 21–20 win.

NOTES: The 49ers finished the 2023 regular season with 491 total points scored, which is the 2nd–most points scored in the regular season in franchise history...The 49ers also registered 6,773 yds. in the regular season, which is the 2nd–most total yds. in the regular season in franchise history...The 49ers defense has held opposing offenses without a 100–yd. individual rusher in 44–consecutive games dating back to Week 9 of 2021... QB **Sam Darnold** completed 16 of his 26 passing atts. for 189 yds. and 1 TD with a passer rating of 96.5 and added 7 rushes for 19 yds. and 1 TD on the ground...RB **Elijah Mitchell** registered 14 carries for a team–high 52 yds. and 1 TD, marking his 2nd rushing TD of the season and the 9th of his career...WR **Ronnie Bell** registered 1 recept. for a 5–yd. TD, marking his 3rd career TD recept...WR **Deebo Samuel Sr.** registered 2 receipts. for 21 yds. through the air to go along with 1 carry for 11 yds. on the ground...With 21 rec. yds. and 11 rushing yds. on the day, **Samuel** now has 4,122 rec. yds. and 1,007 rushing yds. in his career, making him the 2nd player in NFL history to record 4,000–or–more rec. yds. and 1,000–or–more rushing yds. in the first 5 seasons of his career (HOF WR Charley Taylor, Was.)...LB **Oren Burks** registered 7 tackles and 1.0 sack of Rams QB Carson Wentz, marking the first full sack of his career...DL **Robert Beal Jr.** registered 3 tackles and 1.0 sack of Wentz, marking the first sack of his career...S **Taylor Hawkins** registered 4 tackles and 1 INT of Wentz, marking the first INT of his career in his NFL debut.

	1st	2nd	3rd	4th	Pts
Los Angeles Rams	7	0	6	8	21
San Francisco	7	13	0	0	20

- SF** – E. Mitchell, 1 run (J. Moody) (12–75, 7:33)
- LAR** – P. Nacua, 19 pass from C. Wentz (B. Maher) (11–75, 5:34)
- SF** – S. Darnold, 1 run (J. Moody) (16–75, 9:54)
- SF** – R. Bell, 5 pass from S. Darnold (kick failed) (9–90, 1:27)
- LAR** – T. Johnson, 8 pass from C. Wentz (kick failed) (17–75, 10:15)
- LAR** – C. Wentz, 12 run (C. Wentz–T. Atwell pass) (5–71, 2:53)

TEAM STATISTICS	LAR	SF
First Downs	19	20
Net Yards Gained	258	300
Rushes/Yards	36/109	29/125
Net Yards Passing	149	175
Att/Comp/INT	24/17/1	26/16/0
Sacked/Yards Lost	2/14	3/14
Punts/Average	2/48.0	3/48.0
Fumbles/Lost	0/0	2/1
Penalties/Yards	2/8	5/78
Time of Possession	31:00	29:00
3rd Down Efficiency	9/15 (60.0%)	5/10 (50.0%)

RUSHING: RAMS – C. Wentz 17–56–1 TD, R. Rivers 13–52, Z. Evans 1–3, R. Freeman 4–2, T. Atwell 1–(–4) ... **49ERS** – E. Mitchell 14–52–1 TD, J. Mason 6–36, S. Darnold 7–19–1 TD, D. Samuel Sr. 1–11, R. McCloud III 1–7.

RECEIVING: RAMS – P. Nacua 4–41–1 TD, D. Allen 4–25, B. Hopkins 2–47, B. Skowronek 2–22, T. Johnson 2–8–1 TD, T. Atwell 2–7, R. Freeman 1–13 ... **49ERS** – C. Conley 3–69, B. Aiyuk 3–25, R. McCloud III 3–22, D. Samuel Sr. 2–21, E. Mitchell 2–15, C. Woerner 1–20, J. Mason 1–12, R. Bell 1–5–1 TD.

PASSING: RAMS – C. Wentz 24–17–163–1–2 TD ... **49ERS** – S. Darnold 26–16–189–0–1 TD.

INTs: RAMS – None ... **49ERS** – T. Hawkins 1–0.

SACKS: RAMS – M. Hoecht 1.0–7, B. Young 1.0–7, D. Johnson 1.0–0 ... **49ERS** – R. Beal Jr. 1–7, O. Burks 1–7.

49ERS TURNOVER RATIO: 0 (LAR: 0 fumbles, 1 INT/SF: 1 fumbles, 0 INT).

Weather: Sunny
Temperature: 52 degrees
Wind: Northwest 11 mph
Playing Surface: Natural Grass
Time: 2:52


SATURDAY, JANUARY 20 * NFC DIVISIONAL ROUND
GREEN BAY PACKERS 21 * SAN FRANCISCO 24
LEVI'S STADIUM


The San Francisco 49ers hosted the Green Bay Packers in the NFC Divisional round at a rainy Levi's Stadium on Saturday night. The Packers started with the ball and drove the ball 58 yds. On 14 plays before the 49ers defense forced a 29-yd. K Anders Carlson FG. The 49ers punted the ball back to the Packers who drove the ball to the San Francisco 14 yardline before the 49ers defense forced a turnover on downs by stuffing QB Jordan Love on fourth-and-one. San Francisco took the ball 86 yds. on 12 plays culminating with a QB Brock Purdy 32-yd. TD pass to TE George Kittle. Green Bay responded by taking the ball 64 yds. down the field to set up another 29-yd. K Anders Carlson FG. Before the end of the half, the 49ers offense moved the ball to the 30 yardline of Green Bay to set up a 48-yd. K Jake Moody FG which Green Bay blocked to keep the score 7-6 at the half. After San Francisco opened the second half with a three-n-out, Green Bay drove the ball 75-yds. on nine plays to set up a 19-yd. QB Jordan Love TD pass to WR Bo Melton to take the lead. QB Brock Purdy and the 49ers offense responded with a four-play, 75 yd. drive including a 32-yd. TE George Kittle catch to set up a 39-yd. RB Christian McCaffrey TD run. Green Bay's returner CB Keisean Nixon took the ensuing kickoff 73 yds. to the San Francisco 20 to set up a four-play drive ending in a 2-yd. TE Tucker Kraft TD catch and a QB Jordan Love to RB Aaron Jones two point conversion to put the Packers up 21-14. After going three-n-out, the San Francisco defense came up big when LB Dre Greenlaw intercepted a QB Jordan Love pass to get the ball back to the offense at the end of the third quarter. After exchanging punts at the beginning of the 4th quarter, with the help of a 53 yd. RB Aaron Jones run, the Packers set up a 41-yd. K Anders Carlson FG that he missed wide left, allowing the 49ers to take over at the San Francisco 31-yardline down by four points with just over six minutes remaining. With the help of a 10-yd. WR Brandon Aiyuk 3rd down catch and a 17-yd. WR Chris Conley completion, the 49ers set up a 6-yd. RB Christian McCaffrey TD run to take the lead with 1:07 remaining. With the Packers down three and driving, LB Dre Greenlaw nabbed his second interception of the day to seal the 49ers 24-21 win and send San Francisco to the NFC Championship.

NOTES: Head coach **Kyle Shanahan** has reached the Conference Championship game in each of his first 4 playoff appearances as head coach of the 49ers...**Shanahan** is the 2nd coach in NFL history to earn a trip to the Conference Championship Game in each of his first 4 playoff appearances as a head coach [also, George Seifert]...QB **Brock Purdy** completed 23 of his 39 passing atts. for 252 yds. and 1 TD...His passing TD marked the 4th of his playoff career...**Purdy** is the 5th QB in NFL history to win a playoff game in each of his first two seasons, joining former QBs Joe Flacco (2008-09), Ben Roethlisberger (2004-05), Mark Sanchez (2009-10) and Denver Broncos QB Russell Wilson (2012-13)...RB **Christian McCaffrey** registered 17 carries for 98 yds. and 2 TDs on the ground to go along with 7 receipts. for 30 yds. through the air...His rushing TDs give him 5 in his playoff career...**McCaffrey's** 2 TDs on the evening marked his first career playoff game with 2-or-more TDs...TE **George Kittle** registered 4 receipts. for a team-high 81 yds. and 1 TD...His TD receipt. marked the 2nd of his playoff career...LB **Dre Greenlaw** registered 8 tackles and 2 INTs of Packers QB Jordan Love, marking the first two postseason INTs of his career...**Greenlaw's** 2 INTs of Love marked the first time that a 49ers player registered 2 INTs in a playoff game since DB Eric Davis intercepted Dallas Cowboys QB Troy Aikman twice in the NFC Championship Game (1/15/95)...**Greenlaw** is also the first NFL LB to register 2 INTs in a playoff game since St. Louis Rams LB Tommy Polley intercepted Green Bay Packers QB Brett Favre twice in the NFC Divisional Round (1/20/2002)...**Greenlaw's** 8 tackles on the evening give him 62 tackles in his playoff career, which are the 5th-most tackles by a 49ers player in the playoffs in franchise history...LB **Fred Warner** registered 7 tackles on the evening, giving him 71 tackles in his playoff career...**Warner's** 71 tackles in the playoffs are tied for the 3rd-most in franchise history...K **Jake Moody** connected on 1 of his 2 FGAs and all 3 of his PATs...**Moody's** 52-yd. FG marked his first career playoff FG and the longest playoff FG by a 49ers player since K Robbie Gould connected on a 50-yd. FG vs. Dal. (1/22/23 - NFC-D)...His 52-yd. FG is tied for the 3rd-longest made FG in the playoffs in franchise history.

	1st	2nd	3rd	4th	Pts
Green Bay	3	3	15	0	21
San Francisco	0	7	7	10	24

- GB** - A. Carlson, 29 FG (14-58, 7:38)
- SF** - G. Kittle, 32 pass from B. Purdy (J. Moody) (12-86, 5:48)
- GB** - A. Carlson, 29 FG (10-64, 4:33)
- GB** - B. Melton, 19 pass from J. Love (A. Carlson) (9-75, 4:01)
- SF** - C. McCaffrey, 39 run (J. Moody) (4-75, 1:48)
- GB** - T. Kraft, 2 pass from J. Love (J. Love-A. Jones pass) (4-20, 2:16)
- SF** - J. Moody, 52 FG (7-14, 2:06)
- SF** - C. McCaffrey, 6 run (J. Moody) (12-69, 5:11)

TEAM STATISTICS	GB	SF
First Downs	20	19
Net Yards Gained	330	356
Rushes/Yards	28/136	24/111
Net Yards Passing	194	245
Att/Comp/INT	34/21/2	39/23/0
Sacked/Yards Lost	0/0	1/7
Punts/Average	1/42.0	4/44.8
Fumbles/Lost	2/0	0/0
Penalties/Yards	1/5	6/83
Time of Possession	30:19	29:41
3rd Down Efficiency	7/13 (53.8%)	10/16 (62.5%)

RUSHING: PACKERS - A. Jones 18-108, E. Wilson 4-16, J. Reed 1-9, J. Love 5-3 ... **49ERS** - C. McCaffrey 17-98-2 TD, B. Purdy 6-14, J. Jennings 1-(-1).

RECEIVING: PACKERS - R. Doubs 4-83, J. Reed 4-35, L. Musgrave 3-14, T. Kraft 3-9-1 TD, A. Jones 3-8, B. Melton 1-19-1 TD, C. Watson 1-11, E. Wilson 1-11, B. Sims 1-4 ... **49ERS** - C. McCaffrey 7-30, J. Jennings 5-61, G. Kittle 4-81-1 TD, D. Samuel Sr. 2-24, C. Conley 1-17, R. McCloud III 1-7.

PASSING: PACKERS - J. Love 34-21-194-2-2 TD ... **49ERS** - B. Purdy 39-23-252-0-1 TD.

INTS: PACKERS - None ... **49ERS** - D. Greenlaw 2-25.

SACKS: PACKERS - K. Clark 0.5-3.5, P. Smith 0.5-3.5 ... **49ERS** - None.

49ERS TURNOVER RATIO: +2 (GB: 0 fumbles, 2 INT/SF: 0 fumbles, 0 INT).

Weather: Rain
Temperature: 59 degrees
Wind: Southwest 8 mph
Playing Surface: Natural Grass
Time: 3:03



SUNDAY, JANUARY 28 × NFC CHAMPIONSHIP GAME
DETROIT LIONS 31 × SAN FRANCISCO 34
LEVI'S STADIUM



The San Francisco 49ers faced off against the Detroit Lions in the NFC Championship game at Levi's Stadium. The Lions opened the game with a four-play, 75-yd. drive ending in a 42-yd. WR Jameson Williams TD run to go up seven points early in the 1st qtr. The 49ers drove the ball to the Detroit 30-yardline to set up a K Jake Moody 48-yard FG which he missed wide right, giving the ball back to the Lions offense who took the ball 62 yards on 11 plays to set up a one-yard RB David Montgomery TD run. San Francisco's offense responded with an eight-play, 75-yd. drive to set up a 2-yd. RB Christian McCaffrey TD run to bring the 49ers within one score. The 49ers defense forced a Detroit punt with the help of a DL Nick Bosa sack, but LB Malcom Rodriguez came up with a QB Brock Purdy interception on the next drive to set the Lions up in San Francisco territory. A few plays later, the Lions found the end zone again on a 15-yd. RB Jahmyr Gibbs TD run. After San Francisco went three-n-out on the next possession, Detroit moved the ball 69 yards on 17 plays to set up a K Michael Badgley 21-yd. FG to go up 24-7 at halftime. The 49ers opened up the second half with a 9-play, 50-yd. drive, including a 26-yd. WR Deebo Samuel Sr. reception to set up a K Jake Moody 43-yd. FG to cut the Lions' lead to 14. The 49ers defense came up with a stop on 4th and two in their own territory to keep the Lions off the scoreboard and get the ball back to QB Brock Purdy who connected on a 17-yd. pass with WR Deebo Samuel before hitting WR Brandon Aiyuk on a 51-yd pass to set up a 6-yd. WR Brandon Aiyuk TD reception. On the next play, S Tashaun Gipson Sr. forced a RB Jahmyr Gibbs fumble and DL Arik Armstead recovered it, giving the offense the ball on the Detroit 24-yardline. QB Brock Purdy scrambled for 21 yards to set up a RB Christian McCaffrey 1-yd. TD run to tie the game at 24 apiece. On the next drive, San Francisco's defense forced a three-n-out, allowing the offense to take the ball 65 yards on 11 plays to set up a K Jake Moody 33-yd. FG to give the 49ers their first lead of the game. The defense came up big again, forcing a QB Jared Goff incomplete pass on 4th and three to stop the Lions from scoring. The San Francisco offense responded by taking the ball 70 yards on seven plays, including a QB Brock Purdy 21-yd. scramble and a 25-yd. RB Christian McCaffrey run to set up a three-yd. RB Elijah Mitchell TD run to put the 49ers on top by 10 points with just over three minutes left in the game. Detroit took the ball 75 yards on 11 plays to set up a 3-yd. QB Jared Goff. TD pass to WR Jameson Williams with less than a minute to go in the game. TE George Kittle recovered the onside kick, allowing the 49ers offense to run out the clock and cash in their ticket to Super Bowl LVIII.

NOTES: QB **Brock Purdy** completed 20 of his 31 passing atts. for 267 yds. and 1 TD with a passer rating of 89.0 to go along with 5 carries for a playoff career-high 48 rushing yds...With the win today, **Purdy**, who registered 2 playoff wins as a rookie, became the 4th QB in NFL history to win at least 4 playoff games in his first two career seasons...RB **Christian McCaffrey** registered 20 carries for a team-high 90 yds. and 2 TDs on the ground to go along with 4 receipts. for 42 yds. through the air...With 132 yds. from scrimmage and 2 TDs on the evening, **McCaffrey** became the 3rd player in NFL history to register 50-or-more yds. from scrimmage and 1-or-more TDs in each of their first 6 career playoff games...**McCaffrey** has scored 1-or-more TDs in each of his 5 playoff games as a member of the 49ers, which is the most consecutive playoff games by any player in franchise history...RB **Elijah Mitchell** registered 4 carries for 7 yds., including a 3-yd. TD, marking the 2nd touchdown of his playoff career...WR **Brandon Aiyuk** registered 3 receipts. for 68 yds. and 1 TD, his first of his playoff career...WR **Deebo Samuel** registered a playoff career-high 8 receipts. for a team-high 89 yds...LB **Fred Warner** registered a team-high and playoff career-high 13 tackles on the evening, giving him 84 tackles in his playoff career, the most in franchise history...DL **Nick Bosa** registered 3 tackles and 2.0 sacks of Lions QB Jared Goff, giving him 10.0 sacks in his playoff career, which is the most sacks by a member of the 49ers in the playoffs in franchise history...**Bosa's** 2.0 sacks of Goff marked the 3rd time in his career that he has recorded 2.0-or-more sacks in a playoff game...S **Tashaun Gipson Sr.** registered 6 tackles and 1 FF on the evening, marking the 2nd FF of his playoff career...DL **Arik Armstead** tallied 2 tackles and 1 FR on the evening, marking the first FR of his playoff career.

	1st	2nd	3rd	4th	Pts
Detroit	14	10	0	7	31
San Francisco	0	7	17	10	34

- DET** – J. Williams, 42 run (M. Badgley) (4-75, 1:42)
- DET** – D. Montgomery, 1 run (M. Badgley) (11-62, 5:20)
- SF** – C. McCaffrey, 2 run (J. Moody) (8-75, 3:45)
- DET** – J. Gibbs, 15 run (M. Badgley) (5-46, 2:43)
- DET** – M. Badgley, 21 FG (17-68, 4:52)
- SF** – J. Moody, 43 FG (9-50, 3:58)
- SF** – B. Aiyuk, 6 pass from B. Purdy (J. Moody) (5-72, 1:41)
- SF** – C. McCaffrey, 1 run (J. Moody) (4-24, 2:07)
- SF** – J. Moody, 33 FG (11-65, 7:09)
- SF** – E. Mitchell, 3 run (J. Moody) (7-70, 4:30)
- DET** – J. Williams, 3 "pass from J. Goff (M. Badgley) (11-75, 2:06)

TEAM STATISTICS	DET	SF
First Downs	28	23
Net Yards Gained	442	413
Rushes/Yards	29/182	33/155
Net Yards Passing	260	258
Att/Comp/INT	41/25/0	31/20/1
Sacked/Yards Lost	2/13	2/9
Punts/Average	2/54.0	1/56.0
Fumbles/Lost	1/1	0/0
Penalties/Yards	2/15	3/20
Time of Possession	27:48	32:12
3rd Down Efficiency	6/12 (50.0%)	6/12 (50.0%)

RUSHING: LIONS – D. Montgomery 15-93-1 TD, J. Gibbs 12-45-1 TD, J. Williams 1-42-1 TD, A. St. Brown 1-2 ... **49ERS** – C. McCaffrey 20-90-2 TD, B. Purdy 5-48, E. Mitchell 4-7-1 TD, D. Samuel Sr. 3-7, K. Juszczyk 1-3.

RECEIVING: LIONS – S. LaPorta 9-97, A. St. Brown 7-87, J. Gibbs 3-11, J. Williams 2-25-1 TD, D. Montgomery 2-20, J. Reynolds 1-25, A. Firsler 1-8 ... **49ERS** – D. Samuel Sr. 8-89, C. McCaffrey 4-42, B. Aiyuk 3-68-1 TD, K. Juszczyk 2-33, G. Kittle 2-27, J. Jennings 1-8.

PASSING: LIONS – J. Goff 41-25-273-0-1 TD ... **49ERS** – B. Purdy 31-20-267-1-1 TD.

INTs: LIONS – M. Rodriguez 1-9 ... **49ERS** – None.

SACKS: LIONS – A. McNeill 1-2, T. Alualu 0.5-3.5, I. Melifonwu 0.5-3.5 ... **49ERS** – N. Bosa 2-13.

49ERS TURNOVER RATIO: 0 (DET: 1 fumbles, 0 INT/SF: 0 fumbles, 1 INT).

Weather: Cloudy
Temperature: 69 degrees
Wind: Northwest 5 mph
Playing Surface: Natural Grass
Time: 3:08



SUNDAY, FEBRUARY 11 × SB LVIII

SAN FRANCISCO 22 × KANSAS CITY 25

ALLEGiant STADIUM



The San Francisco 49ers faced off against the Kansas City Chiefs in Super Bowl LVIII in Las Vegas at Allegiant Stadium. San Francisco opened up the game on offense, taking the ball to the Kansas City 29-yardline before RB Christian McCaffrey fumbled the ball and the Chiefs recovered. The 49ers defense responded by forcing a three-n-out, handing the ball back to the offense who took it to the San Francisco 40-yardline before punting it back to the Chiefs. After allowing a 10-yd. gain on the first play, the 49ers defense stepped up, including a 4-yd. DL Chase Young sack to force another Kansas City punt. On the next drive, the 49ers took the ball 46 yards on 10 plays to set up a 55-yd. K Jake Moody FG for the first points of the game. After allowing a 52-yd. QB Patrick Mahomes completion to WR Mecole Hardman on the next drive, DB Deommodore Lenoir forced a RB Isaiah Pacheco fumble recovered by DL Javon Hargrave on the San Francisco 8-yardline. After exchanging punts, QB Brock Purdy and the San Francisco offense put together an 8-play, 67-yd. drive culminating with a RB Christian McCaffrey 21-yd. receiving TD on a WR Jauan Jennings short pass to put the 49ers up by 10. The Chiefs responded by taking the ball down the field and setting up a K Harrison Butker 28-yd. FG before halftime to get on the scoreboard. The San Francisco defense started the second half strong with a S Ji'Ayir Brown interception of QB Patrick Mahomes on the third offensive play of the half. The 49ers failed to capitalize on the turnover and after the teams exchanged punts, the Chiefs moved the ball 47 yards over nine plays to set up a K Harrison Butker 57-yd. FG. On the next Kansas City punt, the ball bounced off CB Darrell Luter Jr.'s leg and WR Ray-Ray McCloud III was unable to recover, allowing the Chiefs to start with the ball on the San Francisco 16 yardline. QB Patrick Mahomes found WR Marquez Valdes-Scantling in the end zone on the next play to take their first lead of the game. The 49ers responded by moving the ball 75 yards on 12 plays, setting up a 10-yard WR Jauan Jennings 10-yd. TD reception but the extra point was blocked, keeping Kansas City within a field goal. The Chiefs tied the game at 16 on the next drive, taking the ball 69 yards on 12 plays to set up a 24-yd. K Harrison Butker FG. QB Brock Purdy led the offense down the field, including a 22-yd. completion to WR Jauan Jennings to set up a 53-yd. K Jake Moody FG with less than two minutes left in regulation. Kansas City QB Patrick Mahomes drove their offense 64 yds. to set up a game-tying 29-yd. FG. The 49ers took the ball first in overtime, driving the ball 66 yards on 13 plays to set up a 27-yd. K Jake Moody FG. The Chiefs responded with a 13-play drive of their own, driving the ball 75 yards and ending the game 25-22 on a QB Patrick Mahomes 3-yd. TD pass to WR Mecole Hardman.

NOTES: QB **Brock Purdy** completed 23 of 38 passing atts. for 255 yds. and 1 TD with a passer rating of 89.3...**Purdy's** passing TD marked the 6th of his playoff career, which is the 4th-most by a 49ers QB in franchise history...RB **Christian McCaffrey** registered 22 carries for 80 yds. on the ground to go along with 8 repts. for 80 yds. and 1 TD through the air...**McCaffrey** became the 3rd player in NFL history to register 50-or-more yds. from scrimmage and 1-or-more TDs in each of their first 7 career playoff games...WR **Jauan Jennings** registered 4 catches for 42 yds. and 1 TD, marking the first TD reept. of his playoff career...**Jennings** also threw a 21-yd. TD pass, the first of his career and the first time a WR has thrown a TD in the Super Bowl since the 2005 season. With 1 TD reept. and 1 TD pass, **Jennings** became the 2nd player in NFL history to register 1-or-more TD reept. and 1-or-more passing TDs in the Super Bowl [Nick Foles]...LB **Dre Greenlaw** registered 3 tackles, giving him 72 tackles in his playoff career, the 4th-most in franchise history... DL **Arik Armstead** registered 6 tackles and 1.0 sack, giving him 8.0 sacks in his playoff career, the 2nd-most in franchise history...DL **Chase Young** registered 2 tackles and 1.0 sack, the first sack of his playoff career...S **Ji'Ayir Brown** registered 11 tackles and 1 INT, the first of his playoff career...DB **Deommodore Lenoir** registered 8 tackles and 1 FF on the evening, marking the first FF of his playoff career...DL **Javon Hargrave** registered 6 tackles, 1.0 sack and 1 FR on the evening...K **Jake Moody** connected on each of his 3 FGAs (55, 53 & 27) and 1 of his 2 PATs... With a 55-yd. FG and a 53-yd. FG, **Moody** became the first kicker in NFL history to register multiple FGMs of 50-or-more yds. in the Super Bowl... **Moody's** 55-yd. FG marked the 2nd-longest FGM in Super Bowl history.

	1st	2nd	3rd	4th	OT	Pts
San Francisco	0	10	0	9	3	22
Kansas City	0	3	10	6	6	25

- SF – J. Moody, 55 FG (10-46, 4:05)
- SF – C. McCaffrey, 21 pass from J. Jennings (J. Moody) (8-67, 3:26)
- KC – H. Butker, 28 FG (13-65, 4:03)
- KC – H. Butker, 57 FG (9-47, 4:01)
- KC – M. Valdes-Scantling 16 pass from P. Mahomes (H. Butker) (1-16, 0:04)
- SF – J. Jennings, 10 pass from B. Purdy (kick blocked) (12-75, 6:06)
- KC – H. Butker, 24 FG (12-69, 5:36)
- SF – J. Moody, 53 FG (7-40, 3:53)
- KC – H. Butker, 29 FG (11-64, 1:50)
- SF – J. Moody, 27 FG (13-66, 7:38)
- KC – M. Hardman 3 pass from P. Mahomes (13-75, 7:19)

TEAM STATISTICS	SF	KC
First Downs	23	24
Net Yards Gained	382	455
Rushes/Yards	31/110	30/130
Net Yards Passing	272	325
Att/Comp/INT	39/24/0	46/34/1
Sacked/Yards Lost	1/4	3/8
Punts/Average	5/50.8	5/50.8
Fumbles/Lost	2/2	5/1
Penalties/Yards	6/40	6/55
Time of Possession	38:31	36:26
3rd Down Efficiency	3/12 (25.0%)	9/19 (47.4%)

RUSHING: 49ERS – C. McCaffrey 22-80, B. Purdy 3-12, D. Samuel Sr. 3-8, E. Mitchell 2-8, K. Juszczyk 1-2 ... **CHIEFS** – P. Mahomes 9-66, I. Pacheco 18-59, R. Rice 2-5, C. Edwards-Helaire 1-0.

RECEIVING: 49ERS – C. McCaffrey 8-80-1 TD, J. Jennings 4-42-1 TD, B. Aiyuk 3-49, D. Samuel Sr. 3-33, K. Juszczyk 3-31, G. Kittle 2-4, R. McCloud III 1-19, C. Conley 1-18 ... **CHIEFS** – T. Kelce 9-93, R. Rice 6-39, I. Pacheco 6-33, M. Hardman 3-57-1 TD, J. Watson 3-54, M. Valdes-Scantling 3-20-1 TD, N. Gray 2-22, J. McKinnon 2-15.

PASSING: 49ERS – B. Purdy 38-23-255-0-1 TD, J. Jennings 1-1-21-0-1 TD ... **CHIEFS** – P. Mahomes 46-34-333-1-2 TD.

INTS: 49ERS – J. Brown 1-0 ... **CHIEFS** – None.

SACKS: 49ERS – C. Young 1-4, J. Hargrave 1-3, A. Armstead 1-1 ... **CHIEFS** – G. Karlaftis 0.5-2, J. Reid 0.5-2.

49ERS TURNOVER RATIO: 0 (SF: 2 fumble, 0 INT/ KC: 1 fumbles, 1 INT).

Weather: Sunny
Temperature: 54 degrees
Wind: Northeast 6 mph
Playing Surface: Natural Grass
Time: 4:06

ALL-TIME REGULAR SEASON SERVICE

MOST SEASONS PLAYED

Player	Seasons
1. John Brodie (1957–1973)	17
2. Jerry Rice (1985–2000)	16
Jimmy Johnson (1961–1976)	16
4. Charlie Krueger (1959–1973)	15
Len Rohde (1960–1974)	15

MOST CONSECUTIVE GAMES PLAYED

Player	Games
1. Brian Jennings (2000–2012)	208
Len Rohde (1960–1974)	208
3. Jerry Rice (1985–2000)	189
4. Leo Nomellini (1950–1963)	174

MOST REGULAR SEASON GAMES PLAYED

Player	Pos	Years	Seasons	Games
1. Jerry Rice	WR	1985–2000	16	238
2. Jimmy Johnson	DB/HB	1961–1976	16	213
3. Brian Jennings	TE/LS	2000–2012	13	208
Bryant Young	DT	1994–2007	14	208
Len Rohde	T	1960–1974	15	208
6. John Brodie	QB	1957–1973	17	201
7. Charlie Krueger	DT	1959–1973	15	198
8. Keith Fahnhorst	T	1974–1987	14	193
9. Randy Cross	G/C	1976–1988	13	185
10. Jesse Sapolu	G/C	1983–1997	15	182

MOST REGULAR SEASON GAMES PLAYED BY POSITION

Quarterbacks	Pos	Years	Seasons	Games
1. John Brodie	QB	1957–1973	17	201
2. Joe Montana	QB	1979–1992	14	167
3. Steve Young	QB	1987–1999	13	150
4. Y.A. Tittle	QB	1951–1960	10	112
5. Steve Spurrier	QB	1967–1975	9	92
6. Alex Smith	QB	2005–2012	8	80
7. Jeff Garcia	QB	1999–2003	5	74
8. Colin Kaepernick	QB	2011–2016	6	69
9. Jimmy Garoppolo	QB	2017–2022	6	57
10. Elvis Grbac	QB	1993–1996	4	43

Offensive Linemen	Pos	Years	Seasons	Games
1. Len Rohde	T	1960–1974	15	208
2. Keith Fahnhorst	T	1974–1987	14	193
3. Randy Cross	G/C	1976–1988	13	185
4. Jesse Sapolu	C/G	1983–1997	15	182
5. Joe Staley	T	2007–2019	13	181
6. Steve Wallace	T	1986–1996	11	166
7. Bruce Bosley	C/G	1956–1968	13	163
8. John Ayers	G	1977–1986	10	148
9. Guy McIntyre	G	1984–1993	10	145
10. Fred Quillan	C	1978–1987	10	143

WRs/TEs	Pos	Years	Seasons	Games
1. Jerry Rice	WR	1985–2000	16	238
2. Brian Jennings	TE/LS	2000–2012	13	208
3. Brent Jones	TE	1987–1997	11	143
4. Vernon Davis	TE	2006–2015	9	139
5. Mike Wilson	WR	1981–1990	10	136
6. Dwight Clark	WR	1979–1987	9	134
7. Gene Washington	WR	1969–1977	9	124
8. Terrell Owens	WR	1996–2003	8	121
John Taylor	WR	1987–1995	9	121
10. Freddie Solomon	WR	1978–1985	8	114

Running Backs	Pos	Years	Seasons	Games
1. Frank Gore	RB	2005–2014	10	148
2. Joe Perry	FB	1950–1963	12	131
3. Ken Willard	FB	1965–1973	9	125
4. Roger Craig	RB	1983–1990	8	121
5. Tom Rathman	FB	1986–1993	8	115
6. Fred Beasley	FB	1998–2005	8	114
7. Terry Jackson	RB	1999–2005	7	100
8. Hugh McElhenny	HB	1952–1960	9	97
J.D. Smith	HB	1956–1964	9	97
10. Dexter Carter	RB	1990–1996	7	90

Defensive Linemen	Pos	Years	Seasons	Games
1. Bryant Young	DT	1994–2007	14	208
2. Charlie Krueger	DT	1959–1973	15	198
3. Leo Nomellini	DT	1950–1963	14	174
4. Roland Lakes	DT	1961–1970	10	140
5. Cedrick Hardman	DE	1970–1979	10	139
6. Tommy Hart	DE	1968–1977	10	131
7. Isaac Sopoaga	DT	2005–2012	8	125
8. Michael Carter	NT	1984–1992	9	121
9. Dwaine Board	DE	1979–1988	10	117
10. Arik Armstead	DL	2015–2023	9	116

Linebackers	Pos	Years	Seasons	Games
1. Matt Hazeltine	LB	1955–1968	14	176
2. Keena Turner	LB	1980–1990	11	153
Dave Wilcox	LB	1964–1974	11	153
4. Frank Nunley	LB	1967–1976	10	137
5. Willie Harper	LB	1973–1983	11	134
Mike Walter	LB	1984–1993	10	134
7. Ahmad Brooks	LB	2009–2016	8	120
Jeff Ulbrich	LB	2000–2009	10	120
9. Skip Vanderbundt	LB	1969–1977	9	119
10. Patrick Willis	LB	2007–2014	8	112
Ken Norton	LB	1994–2000	7	112

Secondary	Pos	Years	Seasons	Games
1. Jimmy Johnson	DB/HB	1961–1976	16	213
2. Mel Phillips	DB	1966–1977	12	147
3. Ronnie Lott	S	1981–1990	10	129
4. Merton Hanks	S	1991–1998	8	125
5. Don Griffin	CB	1986–1993	8	114
6. Tim McDonald	S	1993–1999	7	111
7. Eric Wright	CB	1981–1990	10	110
8. Jimmie Ward	DB	2014–2022	9	106
9. Dontae Johnson	CB	2014–2022	8	102
10. Tarell Brown	CB	2007–2013	7	100
Bruce Taylor	CB	1970–1977	8	100

Kickers	Pos	Years	Seasons	Games
1. Ray Wersching	K	1977–1987	11	155
2. Tommy Davis	K	1959–1969	11	138
3. Mike Cofer	K	1988–1993	6	96
4. Robbie Gould	K	2017–2022	6	90
5. Joe Nedney	K	2005–2010	6	86

Punters	Pos	Years	Seasons	Games
1. Andy Lee	P	2004–2014	11	176
2. Mitch Wishnowsky	P	2019–present	5	83
3. Tom Wittum	P	1973–1977	5	70
4. Bradley Pinion	P	2015–2018	4	64
5. Max Runager	P	1984–1988	5	59

ALL-TIME REGULAR SEASON SCORING

ALL-TIME LEADING SCORERS

Player	Years	Gms	TDs	Rsh	Rec	Ret	2-pt	PAT	FG	Pts
1. Jerry Rice	1985-2000	238	187	10	176	1	4	0/0	0/0	1,130
2. Ray Wersching	1977-1987	155	0	0	0	0	0	409/425	190/261	979
3. Tommy Davis	1959-1969	138	0	0	0	0	0	348/350	130/276	738
4. Robbie Gould	2017-2022	90	0	0	0	0	0	221/230	161/184	704
5. Mike Cofer	1988-1993	96	0	0	0	0	0	289/296	128/191	673
6. Gordy Soltau	1950-1958	107	25	0	25	0	0	284/303	70/139	644
7. Joe Nedney	2005-2010	86	0	0	0	0	0	154/154	129/149	541
8. Terrell Owens	1996-2003	121	83	2	81	0	2	0/0	0/0	502
9. Bruce Gossett	1970-1974	70	0	0	0	0	0	163/168	99/153	460
10. Frank Gore	2005-2014	148	76	64	11	1	1	0/0	0/0	458
11. Phil Dawson	2013-2016	64	0	0	0	0	0	130/132	99/115	427
12. Roger Craig	1983-1990	121	66	50	16	0	0	0/0	0/0	396
13. Ken Willard	1965-1973	125	61	45	16	0	0	0/0	0/0	366
14. Gene Washington	1969-1977	124	59	0	59	0	0	0/0	0/0	354
15. Joe Perry	1950-1963	131	57	50	7	0	0	6/7	1/6	351
16. Vernon Davis	2006-2015	139	55	0	55	0	1	0/0	0/0	332
17. Hugh McElhenny	1952-1960	97	51	35	15	1	0	0/0	0/0	306
18. David Akers	2011-2012	32	0	0	0	0	0	78/78	73/94	297
19. Billy Wilson	1951-1960	100	49	0	49	0	0	0/0	0/0	294
20. Dwight Clark	1979-1987	134	48	0	48	0	0	0/0	0/0	288
Freddie Solomon	1978-1985	114	48	3	43	2	0	0/0	0/0	288

MOST POINTS IN SINGLE SEASON

Player	Year	TDs	XPM	XPA	FGM	FGA	2pt	Pts
1. David Akers	2011	0	34	34	44	52	0	166
2. Robbie Gould	2017	0	28	30	39	41	0	145
3. Phil Dawson	2013	0	44	44	32	36	0	140
4. Jerry Rice	1987	23	0	0	0	0	0	138
5. Mike Cofer	1989	0	49	51	29	36	0	136
6. Robbie Gould	2022	0	50	51	27	32	0	131
David Akers	2012	0	44	44	29	42	0	131
Ray Wersching	1984	0	56	56	25	35	0	131
9. Jeff Wilkins	1996	0	40	40	30	34	0	130
10. Christian McCaffrey	2023	21	0	0	0	0	0	126
Robbie Gould	2018	0	27	29	33	34	0	126
Ray Wersching	1983	0	51	51	25	30	0	126

Led NFL

Led Conference

+ NFL Record

LONGEST FIELD GOALS

Player	Game	Lg
1. David Akers	at GB (9/9/12)	63
2. Jake Moody	at LAR (9/17/23)	57
3. Joey Slye	vs. Ind. (10/24/21)	56
Phil Dawson	at Arz. (12/29/13)	56
Joe Nedney	at StL (12/24/05)	56
Mike Cofer	at Atl. (10/14/90)	56
7. Jake Moody	at Min. (10/23/23)	55
Phil Dawson	vs. KC (10/5/14)	55
Phil Dawson	at NO (11/17/13)	55
David Akers	at Det. (10/16/11)	55
David Akers	vs. Dal. (9/18/11)	55
12. Phil Dawson	at StL (11/1/15)	54
Phil Dawson	at StL (10/13/14)	54
David Akers	at Sea. (12/23/12)	54
Steve Mike-Mayer	at LA Rams (11/9/75)	54
Bruce Gossett	vs. NO (10/21/73)	54

ALL-TIME SCORING

Touchdowns by Rushing	1,132
Touchdowns by Receptions	1,585
Touchdowns by Interception Return	95
Touchdowns by Kickoff Return	22
Touchdowns by Punt Return	30
Fields Goals Made	1,408
Safeties	36

50+ YARD FIELD GOALS, Career

Player	No.
1. Phil Dawson	14
2. Robbie Gould	13
3. Joe Nedney	10
4. David Akers	9
5. Mike Cofer	5

FIELD GOAL PCT., Career

Player	Pct.
1. Robbie Gould, 161-184	87.5
2. Joe Nedney, 129-149	86.6
2. Phil Dawson, 99-115	86.1
3. Ray Wersching, 190-261	72.8
4. Mike Cofer, 128-191	67.0

*Min. 100 atts.

FIELD GOAL PCT., Season

Player	Pct.
1. Robbie Gould, 2018 (33-34)	97.1
2. Robbie Gould, 2017 (39-41)	95.1
3. Joe Nedney, 2005 (26-28)	92.9
4. Wade Richey, 1999 (21-23)	91.3
5. Joe Nedney, 2007 (17-19)	89.5

*Min. 16 atts.

MOST TOUCHDOWNS, Career

Player	TD
1. Jerry Rice (WR)	187
2. Terrell Owens (WR)	83
3. Frank Gore (RB)	76
4. Roger Craig (RB)	66
5. Ken Willard (FB)	61
6. Gene Washington (WR)	59
7. Joe Perry (FB)	57
8. Vernon Davis (TE)	55
9. Hugh McElhenny (HB)	51
10. Billy Wilson (E)	49

MOST FGs MADE, Career

Player	FGM
1. Ray Wersching	190
2. Robbie Gould	161
3. Tommy Davis	130
4. Joe Nedney	129
5. Mike Cofer	128
6. Phil Dawson	99
Bruce Gossett	99
8. David Akers	73
9. Gordy Soltau	70
10. Wade Richey	54

MOST FGs ATTEMPTED, Career

Player	FGA
1. Tommy Davis	276
2. Ray Wersching	261
3. Mike Cofer	191
4. Robbie Gould	184
5. Bruce Gossett	153
6. Joe Nedney	149
7. Gordy Soltau	139
8. Phil Dawson	115
9. David Akers	94
10. Wade Richey	72

MOST PATs MADE, Career

Player	PAT
1. Ray Wersching	409
2. Tommy Davis	348
3. Mike Cofer	289
4. Gordy Soltau	284
5. Robbie Gould	221
6. Bruce Gossett	163
7. Joe Nedney	154
8. Phil Dawson	130
9. Wade Richey	122
10. Doug Brien	79

MOST PATs ATTEMPTED, Career

Player	PAT
1. Ray Wersching	425
2. Tommy Davis	350
3. Gordy Soltau	303
4. Mike Cofer	296
5. Robbie Gould	230
6. Bruce Gossett	168
7. Joe Nedney	154
8. Phil Dawson	132
9. Wade Richey	127
10. Doug Brien	81

SAFETIES, Career

Player	Safeties
1. Bryant Young	3
Charlie Krueger	3
3. Leo Nomellini	2
4. 19 Players	1

Last: Team 10/28/18 at Arz.

ALL-TIME REGULAR SEASON SCORING

TOP SINGLE-GAME SCORING PERFORMANCES

MOST POINTS

Player	Game	Points
1. Jerry Rice (WR)	at Atl. (10/14/90) – 5 TDs	30
2. Gordy Soltau (E)	vs. LA Rams (10/28/51) – 3 TDs, 1 FG, 5 PATs	26
3. Christian McCaffrey (RB) vs. Arz. (10/1/23) – 4 TDs		24
Tevin Coleman (RB)	vs. Car. (10/27/19) – 4 TDs	24
Jerry Rice (WR)	at TB (11/14/93) – 4 TDs	24
Billy Kilmer (QB)	at Min. (10/15/61) – 4 TDs	24

MOST TOUCHDOWNS

Player	Game	TDs
1. Jerry Rice (WR)	at Atl. (10/14/90)	5
2. Christian McCaffrey (RB) vs. Arz. (10/1/23)		4
Tevin Coleman (RB)	vs. Car. (10/27/19)	4
Jerry Rice (WR)	at TB (11/14/93)	4
Billy Kilmer (QB)	at Min. (10/15/61)	4

MOST FIELD GOALS MADE

Player	Game	FGM
1. Robbie Gould	vs. Ten. (12/17/17)	6
Jeff Wilkins	vs. Atl. (9/29/96)	6
Ray Wersching	at NO (10/16/83)	6
3. Robbie Gould	at Chi. (12/3/17)	5
Robbie Gould	at Arz. (10/1/17)	5
Joe Nedney	vs. TB (10/30/05)	5
Jeff Chandler	vs. Chi. (9/7/03)	5
Bruce Gossett	at Den. (9/23/73)	5

MOST FIELD GOALS ATTEMPTED

Player	Game	FGA
1. Robbie Gould	vs. Ten. (12/17/17)	6
David Akers	vs. Arz. (11/20/11)	6
Joe Nedney	vs. TB (10/30/05)	6
Jeff Wilkins	vs. Atl. (9/29/96)	6
Ray Wersching	at NO (10/16/83)	6
Tommy Davis	at LA Rams (10/17/65)	6
Tommy Davis	at Dal. (11/20/60)	6
Gordy Soltau	at GB (11/23/58)	6

MOST PATs MADE

Player	Game	PATs Made
1. Mike Cofer	vs. Atl. (10/18/92)	8
2. Mike Cofer	at Det. (12/19/93)	7
Mike Cofer	vs. Chi. (12/23/91)	7
Bruce Gossett	at Atl. (10/29/72)	7
Tommy Davis	vs. Chi. (9/19/65)	7
Tommy Davis	at Det. (10/1/61)	7

MOST PATs ATTEMPTED

Player	Game	PATs Att.
1. Mike Cofer	vs. Atl. (10/18/92)	8
2. Mike Cofer	at Det. (12/19/93)	7
Mike Cofer	vs. Chi. (12/23/91)	7
Bruce Gossett	at Atl. (10/29/72)	7
Tommy Davis	vs. Chi. (9/19/65)	7
Tommy Davis	at Det. (10/1/61)	7

MOST CONSECUTIVE FIELD GOALS MADE

Player	FG
1. Robbie Gould (10/29/17 to 10/7/18)	33
2. Phil Dawson (10/6/13 to 12/29/13)	27
3. Robbie Gould (10/15/18 to 9/8/19)	25
4. Phil Dawson (9/14/15 to 12/13/15)	19
5. Joe Nedney (11/26/06 to 9/30/07)	18
6. Mike Cofer (12/4/88 to 10/1/89)	17
7. Wade Richey (12/27/98 to 11/7/99)	16
Gary Anderson (9/14/97 to 11/10/97)	16
9. Robbie Gould (12/1/19 to 9/27/20)	15
Robbie Gould (9/10/17 to 10/15/17)	15
David Akers (10/9/11 to 11/13/11)	15

MOST TOUCHDOWNS, Season

Player	TD
1. Jerry Rice (1987), 22 rec., 1 rush	23
2. Christian McCaffrey (2023), 14 rush, 7 rec	21
3. Jerry Rice (1995), 15 rec., 1 rush, 1 fum. rec.	17
Jerry Rice (1989), 17 rec.	17
5. Terrell Owens (2001), 16 rec.	16
Jerry Rice (1993), 15 rec, 1 rush	16
Jerry Rice (1986), 15 rec., 1 rush	16

MOST FGs MADE, Season

Player	FGM
1. David Akers (2011)	44
2. Robbie Gould (2017)	39
3. Robbie Gould (2018)	33
4. Phil Dawson (2013)	32
5. Jeff Wilkins (1996)	30

MOST CONSECUTIVE GAMES WITH FG MADE

Player	Games
1. David Akers (9/11/11 to 12/30/12)	32
2. Bruce Gossett (11/29/70 to 10/1/72)	21

MOST FGs ATTEMPTED, Season

Player	FGA
1. David Akers (2011)	52
2. David Akers (2012)	42
3. Robbie Gould (2017)	41
4. Mike Cofer (1988)	38
5. Phil Dawson (2013)	36
Gary Anderson (1997)	36
Mike Cofer (1990)	36
Mike Cofer (1989)	36
Bruce Gossett (1971)	36

MOST PATs MADE, Season

Player	PAT
1. Doug Brien (1994)	60
2. Mike Cofer (1993)	59
3. Ray Wersching (1984)	56
4. Mike Cofer (1992)	53
5. Ray Wersching (1985)	52
Tommy Davis (1965)	52

MOST CONSECUTIVE PATs MADE

Player	PAT
1. Tommy Davis (9/27/59 to 12/12/65)	234

MOST PATs ATTEMPTED, Season

Player	PAT
1. Doug Brien (1994)	62
2. Mike Cofer (1993)	61
3. Ray Wersching (1984)	56
4. Mike Cofer (1992)	54
5. Ray Wersching (1985)	53
Tommy Davis (1965)	53

MOST CONSECUTIVE GAMES WITH A TOUCHDOWN

Player	Games
1. Christian McCaffrey (12/4/22 to 10/29/23)	14
2. Jerry Rice (12/19/86 to 12/27/87)	13
3. Raheem Mostert (11/24/19 to 9/20/20)	8
Terrell Owens (11/8/98 to 12/27/98)	8
Jerry Rice (12/8/89 to 11/27/89)	8
Freddie Solomon (10/28/84 to 12/14/84)	8
Dave Parks (11/7/65 to 9/11/66)	8

ALL-TIME REGULAR SEASON PASSING

ALL-TIME LEADING PASSERS (BY YARDS)

Player	Years	Gms	Att	Cmp	Pct	Yards	TD	INT	QB		
									Lg	Rat	Pct.
1. Joe Montana	1979–1992 (14)	167	4,600	2,929	63.7	35,124	244	123	96t	93.5	2.7
2. John Brodie	1957–1973 (17)	201	4,491	2,469	55.0	31,548	214	224	83t	72.3	5.0
3. Steve Young	1987–1999 (13)	150	3,648	2,400	65.8	29,907	221	86	97t	101.4	2.4
4. Jeff Garcia	1999–2003 (5)	74	2,360	1,449	61.4	16,408	113	56	76t	88.3	2.4
5. Y.A. Tittle	1951–1960 (10)	112	2,194	1,226	55.9	16,016	108	134	78t	70.0	6.1
6. Alex Smith	2005–2012 (8)	80	2,177	1,290	59.3	14,280	81	63	75	79.1	2.9
7. Jimmy Garoppolo	2017–2022 (6)	57	1,632	1,104	67.6	13,599	82	42	83	99.2	2.6
8. Colin Kaepernick	2011–2016 (6)	69	1,692	1,011	59.8	12,271	72	30	80t	88.9	1.8
9. Steve DeBerg	1978–1980 (3)	39	1,201	670	55.8	7,220	37	60	93t	63.1	5.0
10. Brock Purdy	2022–present (2)	25	614	422	68.7	5,654	44	15	76t	111.4	2.4
11. Steve Spurrier	1967–1975 (9)	92	840	441	52.5	5,250	33	48	81t	61.2	5.7
12. Nick Mullens	2018–2020 (3)	19	600	387	64.5	4,714	25	22	85t	87.2	3.7
13. Tim Rattay	2000–2005 (6)	32	586	356	60.8	3,941	24	18	89t	81.6	3.1
14. Frankie Albert	1950–1952 (3)	36	601	316	52.6	3,847	27	43	60	57.7	7.2
15. Shaun Hill	2007–2009 (3)	18	522	322	61.7	3,490	23	11	61	87.3	2.1
16. C.J. Beathard	2017–2020 (4)	19	497	291	58.6	3,469	18	13	83t	81.1	2.6
17. Jim Plunkett	1976–1977 (2)	26	491	254	51.7	3,285	22	30	85t	62.5	6.1
18. Elvis Grbac	1994–1996 (3)	42	430	284	66.0	3,098	18	16	81t	85.6	3.7
19. Blaine Gabbert	2014–2016 (3)	15	449	272	60.6	2,994	16	13	75t	80.2	2.9
20. Steve Bono	1989–1993 (5)	34	359	220	61.3	2,558	14	7	78	87.7	1.9

MOST PASSING YARDS IN SINGLE SEASON

Player	Year	Att	Cmp	Pct	Yards	TD	INT	Lg	QB		
									Rat	Pct	Pct
1. Brock Purdy	2023	444	308	69.4	4,280	31	11	76t	113.0	2.5	
2. Jeff Garcia	2000	561	355	63.3	4,278	31	10	69t	97.6	1.8	
3. Steve Young	1998	517	322	62.3	4,170	36	12	81t	101.1	2.3	
4. Steve Young	1993	462	314	68.0	4,023	29	16	80t	101.5	3.5	
5. Jimmy Garoppolo	2019	476	329	69.1	3,978	27	13	75t	102.0	2.9	
6. Steve Young	1994	461	324	70.3	3,969	35	10	69t	112.8	2.2	
7. Joe Montana	1990	520	321	61.7	3,944	26	16	78t	89.0	3.1	
8. Joe Montana	1983	515	332	64.5	3,910	26	12	77t	94.6	2.3	
9. Jimmy Garoppolo	2021	441	301	68.3	3,810	20	12	83	98.7	2.7	
10. Joe Montana	1985	494	303	61.3	3,653	27	13	73	91.3	2.6	

Led NFL

Led Conference

MOST CONSECUTIVE COMPLETIONS

Player	Game(s)	Cmp
1. Joe Montana	last 5 vs. Cle. (11/29/87) first 17 at GB (12/6/87)	22
2. Brock Purdy	last 8 vs. NYG (9/21/23) first 13 vs. Arz. (10/1/23)	21
3. Steve Young	at Was. (11/24/96)	19

CONSECUTIVE PASSES WITHOUT INTERCEPTION

Player	Game(s)	Atts
1. Alex Smith	12 passes at Bal. (11/24/11) to 33 passes at Min. (9/23/12)	249
2. Brock Purdy	16 passes at LV (1/1/23) to 13 passes at Cle. (10/15/23)	185

CONSECUTIVE GAMES WITH TOUCHDOWN PASS

Player	Game(s)	Gms
1. C. Kaepernick	at NO (10/17/13) to vs. Was. (11/23/14)	18
Steve Young	at Det. (10/9/94) to vs. StL (11/26/95) note: DNP in 5 games in 1995	18
3. Steve Young	vs. NYJ (9/6/98) to vs. StL (12/27/98) note: EQ on 11/8/98	15
Jeff Garcia	at SD (12/3/00) to vs. Buf. (12/2/01)	15

BEST QB RATING, Career

Player	QB Rat
1. Brock Purdy	111.4
2. Steve Young	101.4
3. Jimmy Garoppolo	99.2
4. Joe Montana	93.5
5. Colin Kaepernick	88.9
6. Jeff Garcia	88.3
7. Shaun Hill	87.3
8. Nick Mullens	87.2
9. Tim Rattay	81.6
10. Alex Smith	79.1 (min. 500 attempts)

AVG Yds PER ATTEMPT, Career

Player	Y/A
1. Brock Purdy	9.2
2. Jimmy Garoppolo	8.3
3. Steve Young	8.2
4. Nick Mullens	7.9
5. Joe Montana	7.6 (min. 500 attempts)

MOST ATTEMPTS, Career

Player	Att
1. Joe Montana	4,600
2. John Brodie	4,491
3. Steve Young	3,648
4. Jeff Garcia	2,360
5. Y.A. Tittle	2,194
6. Alex Smith	2,177
7. Colin Kaepernick	1,692
8. Jimmy Garoppolo	1,632
9. Steve DeBerg	1,201
10. Steve Spurrier	840

MOST COMPLETIONS, Career

Player	Comp
1. Joe Montana	2,929
2. John Brodie	2,469
3. Steve Young	2,400
4. Jeff Garcia	1,449
5. Alex Smith	1,290
6. Y.A. Tittle	1,226
7. Jimmy Garoppolo	1,104
8. Colin Kaepernick	1,011
9. Steve DeBerg	670
10. Steve Spurrier	441

MOST TD PASSES, Career

Player	TD
1. Joe Montana	244
2. Steve Young	221
3. John Brodie	214
4. Jeff Garcia	113
5. Y.A. Tittle	108
6. Jimmy Garoppolo	82
Alex Smith	81
8. Colin Kaepernick	72
9. Brock Purdy	44
10. Steve DeBerg	37

MOST INTs, Career

Player	INT
1. John Brodie	224
2. Y.A. Tittle	134
3. Joe Montana	123
4. Steve Young	86
5. Alex Smith	63
6. Steve DeBerg	60
7. Jeff Garcia	56
8. Steve Spurrier	48
9. Frankie Albert	43
10. Jimmy Garoppolo	42

BEST COMPLETION PCT., Career

Player	Comp. %
1. Brock Purdy	68.7
2. Jimmy Garoppolo	67.6
3. Steve Young	65.8
4. Nick Mullens	64.5
5. Joe Montana	63.7
6. Shaun Hill	61.7
7. Jeff Garcia	61.4
8. Tim Rattay	60.8
9. Colin Kaepernick	59.8
10. Alex Smith	59.3 (min. 500 attempts)



ALL-TIME REGULAR SEASON PASSING

TOP SINGLE-GAME PASSING

MOST PASSING YARDS

Player	Game	Yards
1. Joe Montana	at Atl. (10/14/90)	476
2. Steve Young	at LA Rams (11/28/93)	462
3. Joe Montana	at LA Rams (12/11/89)	458
4. Steve Young	vs. Buf. (9/13/92)	449
5. Joe Montana	at Was. (11/17/86)	441

MOST ATTEMPTS

Player	Game	Att
1. Joe Montana	at Was. (11/17/86)	60
2. Joe Montana	at Atl. (10/6/85)	57
Tim Rattay	vs. Arz. (10/10/04)	57
4. Jeff Garcia	at Dal. (12/8/02)	55
5. C.J. Beathard	vs. Arz. (10/7/18)	54
Jeff Garcia	at Car. (11/18/01)	54
Steve DeBerg	at Atl. (12/16/79)	54
John Brodie	at Chi. (11/13/66)	54

MOST COMPLETIONS

Player	Game	Comp
1. Tim Rattay	vs. Arz. (10/10/04)	38
2. Joe Montana	at Atl. (10/6/85)	37
3. Jeff Garcia	vs. Chi. (12/17/00)	36
Jeff Garcia	at Dal. (12/8/02)	36
5. Jimmy Garoppolo	vs. Arz. (11/17/19)	34
C.J. Beathard	vs. Arz. (10/7/18)	34
Jeff Garcia	at Car. (11/18/01)	34
Joe Montana	at Pit. (9/13/87)	34

MOST TOUCHDOWN PASSES

Player	Game	TD
1. Joe Montana	at Atl. (10/14/90)	6
2. Joe Montana	at Phi. (9/24/89)	5
Joe Montana	at Atl. (10/6/85)	5
Steve Spurrier	at Chi. (11/19/72)	5
John Brodie	at Min. (11/28/65)	5

MOST INTERCEPTIONS

Player	Game	INT
1. John Brodie	at Det. (11/4/73)	6
2. Steve DeBerg	at Dal. (10/12/80)	5
Scott Bull	vs. Pit. (11/27/78)	5
Tom Owen	at Cle. (12/1/74)	5
John Brodie	vs. Bal. (11/29/64)	5
Y.A. Tittle	vs. Bal. (12/5/59)	5
Y.A. Tittle	at Bal. (11/30/58)	5
Frankie Albert	vs. Pit. (12/7/52)	5

HIGHEST COMPLETION PERCENTAGE (20+ atts)

Player	Game	Pct.
1. Brock Purdy	vs. Arz. (10/1/23), 20-21	95.2
2. Steve Young	vs. Det. (10/20/91), 18-20	90.0
3. Steve Young	vs. NO (9/14/97), 18-21	85.7
4. John Brodie	vs. Atl. (9/29/68), 17-20	85.0
5. Joe Montana	vs. Atl. (9/25/83), 27-32	84.4

AVERAGE YARDS PER ATTEMPT (20+ atts)

Player	Game	Y/A
1. Steve Young	vs. Det. (12/19/93)	15.39
2. Steve Young	vs. LA Rams (11/28/93)	14.44
3. Steve Young	vs. Atl. (10/18/92)	14.25
4. Steve Young	vs. Atl. (9/21/97)	14.00

MOST ATTEMPTS, Season

Player	Att
1. Steve DeBerg (1979)	578
2. Jeff Garcia (2000)	561
3. Jeff Garcia (2002)	528
4. Joe Montana (1990)	520
5. Steve Young (1998)	517

MOST COMPLETIONS, Season

Player	Comp
1. Jeff Garcia (2000)	355
2. Steve DeBerg (1979)	347
3. Joe Montana (1983)	332
4. Jimmy Garoppolo (2019)	329
5. Jeff Garcia (2002)	328

MOST TD PASSES, Season

Player	TD
1. Steve Young (1998)	36
2. Steve Young (1994)	35
3. Jeff Garcia (2001)	32
4. Brock Purdy (2023)	31
Jeff Garcia (2000)	31
Joe Montana (1987)	31

MOST INTs, Season

Player	INT
1. Y.A. Tittle (1955)	28
2. John Brodie (1971)	24
3. Frankie Albert (1950)	23
4. Steve DeBerg (1978)	22
John Brodie (1966)	22

BEST COMP. PCT., Season

Player	Pct
1. Steve Young (1994)	70.3
2. Joe Montana (1989)	70.2
3. Brock Purdy (2023)	69.4
4. Jimmy Garoppolo (2019)	69.1
5. Jimmy Garoppolo (2021)	68.3

BEST QB RATING, Season

Player	Rat
1. Brock Purdy (2023)	113.0
2. Steve Young (1994)	112.8
3. Joe Montana (1989)	112.4
4. Steve Young (1992)	107.0
5. Steve Young (1997)	104.7

FEWEST INTs, Season

Player	INT
1. Alex Smith (2011)	5
2. Steve Young (1997)	6
Steve Young (1996)	6
4. Steve Young (1992)	7
5. Colin Kaepernick (2013)	8
Shaun Hill (2008)	8
Joe Montana (1989)	8
Steve Young (1991)	8

AVG Yds PER ATTEMPT, Season

Player	Y/A
1. Brock Purdy (2023)	9.64
2. John Brodie (1961)	9.14
3. Joe Montana (1989)	9.12
4. Steve Young (1991)	9.02
5. Steve Young (1993)	8.71

49ERS QB WINS/LOSSES AS STARTER

Player	Win	Loss	Ties	Pct
Joe Montana	100	39		0.719
Steve Young	91	33		0.734
John Brodie	74	77	8	0.491
Y.A. Tittle	45	31	2	0.592
Alex Smith	38	36	1	0.513
Jimmy Garoppolo	38	17		0.691
Jeff Garcia	35	36		0.493
Colin Kaepernick	28	30		0.483
Brock Purdy	15	4		0.789
Steve Spurrier	13	12	1	0.519
Frankie Albert	13	16	1	0.448
Jim Plunkett	11	15		0.423
Shaun Hill	10	6		0.625
Steve DeBerg	7	28		0.200
Elvis Grbac	6	3		0.667
Steve Bono	5	1		0.833
Nick Mullens	5	11		0.313
George Mira	4	2		0.667
Tom Owen	4	4		0.500
Blaine Gabbert	4	9		0.308
Tim Rattay	4	12		0.250
Jeff Kemp	3	2	1	0.583
Troy Smith	3	3		0.500
Scott Bull	3	4		0.429
Joe Reed	3	4		0.429
Matt Cavanaugh	2	0		1.000
Norm Snead	2	5		0.286
J.T. O'Sullivan	2	6		0.250
Lamar McHan	2	7		0.222
Ken Dorsey	2	8		0.200
C.J. Beathard	2	10		0.167
Bob Gagliano	1	0		1.000
Jimmy Cason	1	0		1.000
Jim Druckenmiller	1	0		1.000
Ty Detmer	1	0		1.000
Mike Moroski	1	1		0.500
Jimmy Powers	1	1		0.500
Trey Lance	2	2		0.500
Earl Morrall	1	3		0.250
Trent Duffer	1	5		0.167
Sam Darnold	0	1		0.000
Chris Weinke	0	1		0.000
Bobby Waters	0	2		0.000
Dennis Morrison	0	2		0.000
Cody Pickett	0	2		0.000
Steve Stenstrom	0	3		0.000
Brian Hoyer	0	6		0.000
	584	500	14	0.539

300-YARD GAMES, Career

Player	Games
1. Joe Montana	35
2. Steve Young	28
3. Jeff Garcia	14
4. Jimmy Garoppolo	11
5. John Brodie	6

300-YARD GAMES, Season

Player	Games
1. Steve Young (1998)	7
2. Jeff Garcia (2000)	6
3. Brock Purdy (2023)	5
Jimmy Garoppolo (2021)	5
Steve Young (1994)	5
Joe Montana (1982, '85, '87, '90)	5

STARTING QB YEARLY RECORDS

Year	Player	Record as a Starter
1950	Frankie Albert	3-9
1951	Frankie Albert	6-4-1
	Y.A. Tittle	1-0
1952	Frankie Albert	4-3
	Y.A. Tittle	3-2
1953	Y.A. Tittle	8-2
	Jim Powers	1-1
1954	Y.A. Tittle	6-4-1
	Jim Cason	1-0
1955	Y.A. Tittle	4-8
1956	Y.A. Tittle	4-3-1
	Earl Morrall	1-3
1957	Y.A. Tittle	7-4
	John Brodie	1-0
1958	Y.A. Tittle	3-3
	John Brodie	3-3
1959	Y.A. Tittle	6-4
	John Brodie	1-1
1960	John Brodie	4-4
	Y.A. Tittle	3-1
1961	John Brodie	7-6-1
1962	John Brodie	6-8
1963	Lamar McHan	2-7
	John Brodie	0-3
	Bob Waters	0-2
1964	John Brodie	3-9
	George Mira	1-1
1965	John Brodie	7-5-1
	George Mira	0-1
1966	John Brodie	5-6-2
	George Mira	1-0
1967	John Brodie	5-5
	George Mira	2-0
	Steve Spurrier	0-2
	John Brodie	7-6-1
1968	John Brodie	7-6-1
1969	John Brodie	2-6-2
	Steve Spurrier	2-2
1970	John Brodie	10-3-1
1971	John Brodie	9-5
1972	John Brodie	2-3
	Steve Spurrier	6-2-1
1973	John Brodie	2-4
	Steve Spurrier	2-3
	Joe Reed	1-2
	Tom Owen	4-3
1974	Joe Reed	2-2
	Dennis Morrison	0-2
	Norm Snead	0-1
	Norm Snead	2-5
	Steve Spurrier	3-3
1975	Tom Owen	0-1
	Jim Plunkett	6-6
1976	Scott Bull	2-0
	Jim Plunkett	5-9
1977	Steve DeBerg	1-10
	Scott Bull	1-4
1979	Steve DeBerg	2-13
	Joe Montana	0-1
1980	Steve DeBerg	4-5
	Joe Montana	2-5
	Joe Montana	13-3
1981	Joe Montana	3-6
1982	Joe Montana	10-6
1983	Joe Montana	14-1
	Matt Cavanaugh	1-0
1984	Joe Montana	9-6
	Matt Cavanaugh	1-0
1985	Joe Montana	6-2
	Jeff Kemp	3-2-1
1986	Mike Moroski	1-1
	Joe Montana	10-1
	Steve Young	2-1
1987	Bob Gagliano	1-0

Year	Player	Record as a Starter
1988	Joe Montana	8-5
	Steve Young	2-1
1989	Joe Montana	11-2
	Steve Young	3-0
1990	Joe Montana	14-1
	Steve Young	0-1
1991	Steve Young	5-5
	Steve Bono	5-1
1992	Steve Young	14-2
1993	Steve Young	10-6
1994	Steve Young	13-3
1995	Steve Young	8-3
	Elvis Grbac	3-2
1996	Steve Young	9-3
	Elvis Grbac	3-1
1997	Steve Young	12-3
	Jim Druckenmiller	1-0
1998	Steve Young	11-4
	Ty Detmer	1-0
1999	Jeff Garcia	2-8
	Steve Young	2-1
	Steve Stenstrom	0-3
2000	Jeff Garcia	6-10
2001	Jeff Garcia	12-4
2002	Jeff Garcia	10-6
2003	Jeff Garcia	5-8
	Tim Rattay	2-1
2004	Tim Rattay	1-8
	Ken Dorsey	1-6
	Alex Smith	2-5
2005	Tim Rattay	1-3
	Ken Dorsey	1-2
2006	Cody Pickett	0-2
	Alex Smith	7-9
2007	Alex Smith	2-5
	Trent Dilfer	1-5
	Shaun Hill	2-0
	Chris Weinke	0-1
	Shaun Hill	5-3
2008	J.T. O'Sullivan	2-6
	Alex Smith	5-5
2009	Shaun Hill	3-3
	Alex Smith	3-7
2010	Troy Smith	3-3
	Alex Smith	13-3
2011	Alex Smith	13-3
	Alex Smith	6-2-1
2012	Colin Kaepernick	5-2
	Colin Kaepernick	12-4
2013	Colin Kaepernick	8-8
2014	Blaine Gabbert	3-5
	Colin Kaepernick	2-6
2015	Blaine Gabbert	1-4
	Colin Kaepernick	1-10
2016	Jimmy Garoppolo	5-0
	C.J. Beathard	1-4
	Brian Hoyer	0-6
2017	Nick Mullens	3-5
	Jimmy Garoppolo	1-2
	C.J. Beathard	0-5
2018	Jimmy Garoppolo	13-3
2019	Jimmy Garoppolo	3-3
	Nick Mullens	2-6
2020	C.J. Beathard	1-1
	Jimmy Garoppolo	9-6
2021	Trey Lance	1-1
	Jimmy Garoppolo	7-3
2022	Brock Purdy	5-0
	Brock Purdy	12-4
2023	Sam Darnold	0-1

ALL-TIME REGULAR SEASON RUSHING

ALL-TIME LEADING RUSHERS (BY YARDS)

Player	Years	Gms	Att	Yards	Avg	Lg	TD
1. Frank Gore	2005–2014 (10)	148	2,442	11,073	4.5	80t	64
2. Joe Perry	1950–1960, '63 (12)	131	1,475	7,344 +	5.0	78t	50
3. Roger Craig	1983–1990 (8)	121	1,686	7,064	4.2	71	50
4. Ken Willard	1965–1973 (9)	125	1,582	5,930	3.7	69t	45
5. Garrison Hearst	1997–2003 (7)	73	1,189	5,535	4.7	96t	26
6. J.D. Smith	1956–1964 (9)	97	1,007	4,370	4.3	80t	37
7. Hugh McElhenny	1952–1960 (9)	97	877	4,288	4.9	89t	35
8. Kevan Barlow	2001–2005 (5)	72	891	3,614	4.1	78t	24
9. Steve Young (QB)	1987–1999 (13)	150	608	3,581	5.9	49t	37
10. Wendell Tyler	1983–1986 (4)	48	624	3,112	5.0	40	17
11. Delvin Williams	1974–1977 (4)	54	669	2,966	4.4	80t	20
12. Wilbur Jackson	1974–1979 (6)	72	745	2,955	4.0	80	10
13. Ricky Watters	1992–1994 (3)	43	653	2,840	4.3	43	25
14. Carlos Hyde	2014–2017 (4)	50	655	2,729	4.2	61	21
15. Charlie Garner	1999–2000 (2)	32	499	2,371	4.8	53	11
16. Colin Kaepernick (QB)	2011–2016 (6)	69	375	2,300	6.1	90t	13
17. Christian McCaffrey	2022–present (2)	27	431	2,205	5.1	72	20
18. Matt Breida	2017–2019 (3)	43	381	1,902	5.0	83t	6
Tom Rathman	1986–1993 (8)	115	516	1,902	3.7	35	26
20. Vic Washington	1971–1973 (3)	40	483	1,813	3.8	42	14

+ does not include AAFC Statistics

MOST RUSHING YARDS IN SINGLE SEASON

Player	Year	Att	Yards	Avg	Lg	TD
1. Frank Gore	2006	312	<u>1,695</u>	5.4	72	8
2. Garrison Hearst	1998	310	1,570	<u>5.1</u>	<u>96t</u>	7
3. Roger Craig	1988	310	1,502	<u>4.8</u>	46t	9
4. Christian McCaffrey	2023	272	<u>1,459</u>	5.4	72	14
5. Wendell Tyler	1984	246	1,262	5.1	40	7
6. Charlie Garner	1999	241	1,229	5.1	53	4
7. Frank Gore	2012	258	1,214	4.7	37	8
8. Frank Gore	2011	282	1,211	<u>4.3</u>	<u>55</u>	8
9. Garrison Hearst	2001	252	1,206	4.8	43t	4
10. Delvin Williams	1976	248	1,203	4.9	80t	7
11. Charlie Garner	2000	258	1,142	4.4	<u>42</u>	7
12. Frank Gore	2013	276	1,128	4.1	51	9
13. Frank Gore	2009	229	1,120	4.9	80t	10
14. Frank Gore	2013	255	1,106	4.3	55t	4
15. Frank Gore	2007	260	1,102	4.2	43t	5
16. Roger Craig	1989	271	1,054	3.9	27	6
17. Roger Craig	1985	214	1,050	4.9	62t	9
18. Joe Perry	1954	<u>173</u>	<u>1,049</u>	6.1	58	8
19. Frank Gore	2008	240	1,036	4.3	41t	6
J.D. Smith	1959	<u>207</u>	<u>1,036</u>	5.0	73t	<u>10</u>

Led NFL Led Conference

MOST ATTEMPTS, Career

Player	Att
1. Frank Gore	2,442
2. Roger Craig	1,686
3. Ken Willard	1,582
4. Joe Perry	1,475
5. Garrison Hearst	1,189
6. J.D. Smith	1,007
7. Kevan Barlow	891
8. Hugh McElhenny	877
9. Wilbur Jackson	745
10. Delvin Williams	669

MOST TOUCHDOWNS, Career

Player	TD
1. Frank Gore	64
2. Roger Craig	50
Joe Perry	50
4. Ken Willard	45
5. J.D. Smith	37
Steve Young (QB)	37
7. Hugh McElhenny	35
8. Garrison Hearst	26
9. Tom Rathman	26
10. Ricky Watters	25

HIGHEST RUSHING AVG., Career

Player	Avg
1. Colin Kaepernick (QB)	6.13
2. Steve Young (QB)	5.89
3. Christian McCaffrey	5.12
4. Matt Breida	4.99
Wendell Tyler	4.99
6. Joe Perry	4.97
7. Jeff Garcia (QB)	4.94
8. Hugh McElhenny	4.89
9. Charlie Garner	4.75
10. Garrison Hearst	4.66

(min. 300 attempts)

100-YARD GAMES, Career

Player	Games
1. Frank Gore	39
2. Joe Perry	20
3. Garrison Hearst	16
4. Roger Craig	14
5. J.D. Smith	12
Hugh McElhenny	12

1,000-YD SEASONS, Career

Player	Seasons
1. Frank Gore	8
2. Garrison Hearst	3
Roger Craig	3
4. Charlie Garner	2
Joe Perry	2

CONSECUTIVE 1,000-YD SEASONS

Player	Seasons
1. Frank Gore (2011–14)	4
Frank Gore (2006–09)	4
3. Charlie Garner (1999–00)	2
Garrison Hearst (1997–98)	2
Roger Craig (1988–89)	2
Joe Perry (1953–54)	2

ALL-TIME REGULAR SEASON RUSHING

TOP SINGLE-GAME RUSHING

MOST RUSHING YARDS

Player	Game	Yards
1. Frank Gore	vs. Sea. (11/19/06)	212
2. Frank Gore	vs. Sea. (9/20/09)	207
3. Charlie Garner	at Dal. (9/24/00)	201
4. Garrison Hearst	vs. Det. (12/14/98)	198
5. Delvin Williams	at StL (10/31/76)	194

MOST RUSHING ATTEMPTS

Player	Game	Att
1. Charlie Garner	at Dal. (9/24/00)	36
2. Maurice Hicks	at Arz. (12/12/04)	34
Delvin Williams	at StL (10/31/76)	34
4. Frank Gore	vs. Cle. (10/30/11)	31
Frank Gore	at Den. (12/31/06)	31
Garrison Hearst	vs. Sea. (12/1/02)	31
J.D. Smith	at Bal. (10/7/62)	31
J.D. Smith	at Chi. (10/14/62)	31

MOST RUSHING TOUCHDOWNS

Player	Game	TD
1. Billy Kilmer (QB)	at Min. (10/15/61)	4
3. (14 times) Last: Christian McCaffrey	vs. Arz. (10/1/23)	3

HIGHEST RUSHING AVERAGE (10+ Attempts)

Player	Game	Avg
1. Joe Perry	vs. Det. (11/2/58)	13.4
2. Frank Gore	vs. Sea. (9/20/09)	12.9
3. Matt Breida	vs. Det. (9/16/18)	12.5
4. Wilbur Jackson	vs. NO (11/27/77)	11.9
5. Hugh McElhenny	at Chi. (10/17/54)	11.4
Carlos Hyde	vs. NYJ (12/11/16)	11.4

MOST CONSECUTIVE 100-YARD RUSHING GAMES

Player	Game(s)	Games
1. Frank Gore	at Phi. (10/2/11) to at Was. (11/6/11)	5
2. Garrison Hearst	vs. NYG (11/30/98) to at NE (12/20/98)	4
3. Christian McCaffrey	vs. Sea. (12/10/23) to vs. Bal. (12/25/23)	3
Frank Gore	vs. Oak. (10/17/10) to vs. Den. (10/31/10)	3
Frank Gore	at Det. (11/12/06) to at StL (11/26/06)	3
J.D. Smith	at Bal. (10/7/62) to at GB (10/21/62)	3
Billy Kilmer (QB)	at Det. (10/1/61) to at Min. (10/15/61)	3

MOST RUSHING ATTEMPTS, Season

Player	Att
1. Frank Gore (2006)	312
2. Roger Craig (1988)	310
Garrison Hearst (1998)	310
4. Frank Gore (2011)	282
5. Frank Gore (2013)	276

MOST RUSHING TOUCHDOWNS, Season

Player	TD
1. Christian McCaffrey (2023)	14
2. Frank Gore (2009)	10
Derek Loville (1995)	10
Ricky Watters (1993)	10
Billy Kilmer, QB (1961)	10
J.D. Smith (1959)	10
Joe Perry (1953)	10

HIGHEST RUSHING AVG., Season

Player	Avg
1. Hugh McElhenny (1952)	6.98
2. Colin Kaepernick (QB) (2014)	6.14
3. Joe Perry (1958)	6.06
4. Joe Perry (1954)	6.06
5. Raheem Mostert (2019)	5.64

MOST 100-YARD RUSHING GAMES, Season

Player	Games
1. Frank Gore (2006)	9
2. Christian McCaffrey (2023)	7
Roger Craig (1988)	7
4. Garrison Hearst (1998)	6
5. Elijah Mitchell (2021)	5
Frank Gore (2011)	5
Frank Gore (2009)	5
Delvin Williams (1976)	5
J.D. Smith (1959)	5
Joe Perry (1953)	5

MOST CONSECUTIVE GAMES WITH A RUSHING TD

Player	Game(s)	Games
1. Joe Perry	at GB (11/22/53) to at GB (10/10/54)	7
2. Raheem Mostert	vs. GB (11/24/19) to at Sea. (12/29/19)	6
Derek Loville	vs. Car. (11/5/95) to at Car. (12/10/95)	6
4. Christian McCaffrey	at Pit. (9/10/23) to vs. Dal. (10/8/23)	5
Deebo Samuel Sr.	vs. LAR (11/15/21) to vs. Atl. (12/19/21)	5
Hugh McElhenny	vs. Was. (9/26/54) to vs. Det. (10/24/54)	5

ALL-TIME REGULAR SEASON RECEIVING

ALL-TIME LEADING RECEIVERS (BY RECEPTIONS)

Player	Years	Gms	Rec	Yards	Avg	Lg	TD
1. Jerry Rice	1985–2000 (16)	238	1,281	19,247	15.0	96t	176
2. Terrell Owens	1996–2003 (8)	121	592	8,572	14.5	79t	81
3. Roger Craig (RB)	1983–1990 (8)	121	508	4,442	8.7	73	16
4. Dwight Clark	1979–1987 (9)	134	506	6,750	13.3	80t	48
5. George Kittle (TE)	2017–present (7)	98	460	6,274	13.6	85t	37
6. Vernon Davis (TE)	2006–2015 (10)	139	441	5,640	12.9	73t	55
7. Brent Jones (TE)	1987–1997 (11)	143	417	5,195	12.5	69t	33
8. Billy Wilson	1951–1960 (10)	100	407	5,902	14.5	77t	49
9. Gene Washington	1969–1977 (9)	124	371	6,664	18.0	79t	59
10. Michael Crabtree	2009–2014 (6)	79	347	4,327	12.5	60t	26
John Taylor	1987–1995 (9)	121	347	5,598	16.1	97t	43
12. Frank Gore (RB)	2005–2014 (10)	148	342	2,883	8.4	55t	11
13. J.J. Stokes	1995–2002 (8)	111	327	4,139	12.7	53	30
14. Freddie Solomon	1978–1985 (8)	114	310	4,873	15.7	93t	43
15. Tom Rathman	1986–1993 (8)	115	294	2,490	8.5	36	8
16. Deebo Samuel Sr.	2019–present (5)	66	283	4,122	14.6	83	19
17. Bernie Casey	1961–1966 (6)	79	277	4,008	14.5	68t	27
18. Ken Willard (RB)	1965–1973 (9)	125	273	2,156	7.9	62	16
19. Brandon Aiyuk	2020–present (4)	62	269	3,931	14.6	76t	25
20. Gordy Soltau	1950–1958 (9)	107	249	3,487	14.0	54t	25

MOST RECEPTIONS IN SINGLE SEASON

Player	Year	Rec	Yards	Avg	Lg	TD
1. Jerry Rice	1995	122	1,848	15.1	81t	15
2. Jerry Rice	1994	112	1,499	13.4	69t	13
3. Jerry Rice	1996	108	1,254	11.6	39	8
4. Terrell Owens	2002	100	1,300	13.0	76t	13
Jerry Rice	1990	100	1,502	15.0	64t	13
6. Jerry Rice	1993	98	1,503	15.3	80t	15
7. Terrell Owens	2000	97	1,451	15.0	69t	13
8. Terrell Owens	2001	93	1,412	15.2	60t	16
9. Roger Craig	1985	92	1,016	11.0	73	6
10. George Kittle (TE)	2018	88	1,377	15.6	85t	5
11. Derek Loville (RB)	1995	87	662	7.6	31	3
12. Jerry Rice	1986	86	1,570	18.3	66t	15
13. George Kittle (TE)	2019	85	1,053	12.4	61t	5
Anquan Boldin	2013	85	1,179	13.9	63	7
Michael Crabtree	2012	85	1,105	13.0	49t	9
Dwight Clark	1981	85	1,105	13.0	78t	4
17. Jerry Rice	1992	84	1,201	14.3	80t	10
18. Anquan Boldin	2014	83	1,062	12.8	76t	5
Earl Cooper	1980	83	567	6.8	66t	4
20. Eric Johnson	2004	82	825	10.1	25	2
Jerry Rice	1998	82	1,157	14.1	75t	9
Jerry Rice	1989	82	1,483	18.1	68t	17
Dwight Clark	1980	82	991	12.1	71t	8

Led NFL

Led Conference

MOST RECEIVING YARDS, Career

Player	Yds
1. Jerry Rice	19,247
2. Terrell Owens	8,572
3. Dwight Clark	6,750
4. Gene Washington	6,664
5. George Kittle (TE)	6,274
6. Billy Wilson	5,902
7. Vernon Davis (TE)	5,640
8. John Taylor	5,598
9. Brent Jones (TE)	5,195
10. Freddie Solomon	4,873

MOST TOUCHDOWNS, Career

Player	TD
1. Jerry Rice	176
2. Terrell Owens	81
3. Gene Washington	59
4. Vernon Davis (TE)	55
5. Billy Wilson	49
6. Dwight Clark	48
7. Freddie Solomon	43
John Taylor	43
9. George Kittle (TE)	37
10. Brent Jones (TE)	33

BEST RECEIVING AVG., Career

Player	Avg
1. Gene Washington	18.0
2. John Taylor	16.1
3. Dave Parks	16.0
4. Freddie Solomon	15.7
5. Jerry Rice	15.0

(min. 200 receipts.)

100-YARD GAMES, Career

Player	Games
1. Jerry Rice	66
2. Terrell Owens	25
3. George Kittle (TE)	17
Gene Washington	17
4. Dwight Clark	16

1,000-YD SEASONS, Career

Player	Seasons
1. Jerry Rice	12
2. Terrell Owens	5
3. George Kittle (TE)	3
4. Brandon Aiyuk	2
Anquan Boldin	2
John Taylor	2

ALL-TIME REGULAR SEASON RECEIVING

TOP SINGLE-GAME RECEIVING

MOST RECEIVING YARDS

Player	Game	Yards
1. Jerry Rice (WR)	vs. Min. (12/18/95)	289
2. John Taylor (WR)	at LA Rams (12/11/89)	286
3. Terrell Owens (WR)	vs. Chi. (12/17/00)	283
4. Jerry Rice (WR)	vs. LA Rams (12/9/85)	241
5. Dave Parks (WR)	at Bal. (10/3/65)	231
6. Jerry Rice (WR)	at Atl. (10/14/90)	225
Bernie Casey (WR)	at Chi. (11/13/66)	225
8. George Kittle (TE)	vs. Den. (12/9/18)	210
9. Anquan Boldin (WR)	vs. GB (9/8/13)	208
10. Jerry Rice (WR)	at Was. (11/17/86)	204

MOST RECEPTIONS

Player	Game	Rec
1. Terrell Owens	vs. Chi. (12/17/00)	20
2. Jerry Rice	vs. LA Rams (11/20/94)	16
3. George Kittle	vs. Phi. (10/4/20)	15
4. Jerry Rice	vs. Min. (12/18/95)	14
5. George Kittle	at Cin. (12/12/21)	13
George Kittle	vs. Atl. (12/15/19)	13
Anquan Boldin	vs. GB (9/8/13)	13
Eric Johnson	vs. Arz. (10/10/04)	13
Terrell Owens	vs. Phi. (11/25/02)	13
Jerry Rice	at Atl. (10/14/90)	13

MOST RECEIVING TOUCHDOWNS

Player	Game	TD
1. Jerry Rice	at Atl. (10/14/90)	5
2. Jerry Rice	at TB (11/14/93)	4
3. (18 times) Last: George Kittle	vs. Dal. (10/8/23)	3

RECEIVING AVERAGE (5+ RECEPTIONS)

Player	Game	Avg
1. John Taylor	at Atl. (12/3/89), 5–162	32.4
2. Jerry Rice	at Dal. (11/12/95), 5–161	32.2
3. Gene Washington	vs. NE (10/31/71), 5–160	32.0
4. Jerry Rice	at GB (11/4/90), 6–187	31.2
5. George Kittle	vs. Den. (12/9/18), 7–210	30.0

MOST CONSECUTIVE GAMES WITH A RECEPTION

Player	Game(s)	Games
1. Jerry Rice	(12/9/85) to (12/23/00)	225*
2. Terrell Owens	(10/20/96) to (12/21/03)	115
3. Dwight Clark	(9/14/80) to (9/13/87)	105

* NFL Record (streak extended to 274 in '04 as member of Raiders)

MOST RECEIVING TOUCHDOWNS, Season

Player	TD
1. Jerry Rice (1987)	22
2. Jerry Rice (1989)	17
3. Terrell Owens (2001)	16
4. Jerry Rice (1995)	15
Jerry Rice (1993)	15
Jerry Rice (1986)	15
7. Terrell Owens (1998)	14
Jerry Rice (1991)	14
9. (6 times) Last: Vernon Davis (2013)	13

MOST RECEIVING YARDS, Season

Player	Yards
1. Jerry Rice (1995)	1,848
2. Jerry Rice (1986)	1,570
3. Jerry Rice (1993)	1,503
4. Jerry Rice (1990)	1,502
5. Jerry Rice (1994)	1,499
6. Jerry Rice (1989)	1,483
7. Terrell Owens (2000)	1,451
8. Terrell Owens (2001)	1,412
9. Deebo Samuel Sr. (2021)	1,405
10. George Kittle (2018)	1,377

CONSECUTIVE GAMES WITH A TOUCHDOWN RECEPTION

Player	Games
1. Jerry Rice (12/19/86 to 12/27/87)	13
2. Terrell Owens (11/8/98 to 12/27/98)	8
Jerry Rice (12/8/89 to 11/27/89)	8
Dave Parks (11/7/65 to 9/11/66)	8

BEST RECEIVING AVERAGE, Season

Player	Avg
1. Freddie Solomon (1983)	21.4
2. Gene Washington (1974)	21.2
3. Gene Washington (1970)	20.8
4. Jerry Rice (1988)	20.4
5. Torrey Smith (2015)	20.1

(min. 25 receptions)

MOST 100-YARD RECEIVING GAMES, Season

Player	Games
1. Jerry Rice (1995)	9
2. Jerry Rice (1989)	8
3. Brandon Aiyuk (2023)	7
Jerry Rice (1990)	7
4. Terrell Owens (2001)	6
Jerry Rice (1986)	6
Dwight Clark (1982)	6

CONSECUTIVE 100-YARD RECEIVING GAMES

Player	Games
1. Jerry Rice (10/29/95 to 11/20/95)	4
2. Jerry Rice (12/10/95 to 12/24/95)	3
Jerry Rice (9/10/89 to 9/24/89)	3
Jerry Rice (9/11/88 to 9/25/88)	3
Jerry Rice (11/15/87 to 11/29/87)	3
Dwight Clark (12/11/82 to 12/26/82)	3
Dwight Clark (9/12/82 to 11/21/82)	3

ALL-TIME REGULAR SEASON SCRIMMAGE YARDS

ALL-TIME LEADERS IN TOTAL YARDS FROM SCRIMMAGE

Player	Years	Gms	Touches	Yards	Avg	Yds/Gm	TD
1. Jerry Rice (WR)	1985–2000 (16)	238	1,365	19,872	14.6	83.5	186
2. Frank Gore (RB)	2005–2014 (10)	148	2,784	13,956	5.0	94.3	75
3. Roger Craig (RB)	1983–1990 (8)	121	2,194	11,506	5.2	95.1	66
4. Terrell Owens (WR)	1996–2003 (8)	121	613	8,734	14.2	72.2	83
5. Joe Perry (RB)	1950–1960, '63 (12)	131	1,660	8,624	5.2	65.8	57
6. Ken Willard (RB)	1965–1973 (9)	125	1,855	8,086	4.4	64.7	61
7. Garrison Hearst (RB)	1997–2003 (7)	73	1,363	7,139	5.2	97.8	33
8. Hugh McElhenny (HB)	1952–1960 (9)	97	1,072	6,954	6.5	71.7	50
9. Dwight Clark (WR)	1979–1987 (9)	134	512	6,800	13.3	50.7	48
10. Gene Washington (WR)	1969–1977 (9)	124	376	6,663	17.7	53.7	59
11. George Kittle (TE)	2017–present (7)	98	472	6,345	13.4	64.7	37
12. Billy Wilson (E)	1951–1960 (10)	100	407	5,902	14.5	59.0	49
13. Vernon Davis (TE)	2006–2015 (10)	139	447	5,655	12.7	40.7	55
14. John Taylor (WR)	1987–1995 (9)	121	353	5,629	15.9	46.5	43
15. J.D. Smith (HB)	1956–1964 (9)	97	1,128	5,479	4.9	56.5	42
16. Freddie Solomon (WR)	1978–1985 (8)	114	357	5,202	14.6	45.6	46
17. Brent Jones (TE)	1987–1997 (11)	143	417	5,195	12.5	36.3	33
18. Deebo Samuel Sr. (WR)	2019–present (5)	66	443	5,129	11.6	77.7	38
19. Kevan Barlow (RB)	2001–2005 (5)	72	1,028	4,757	4.6	66.1	27
20. Tom Rathman (RB)	1986–1993 (8)	115	810	4,392	5.4	38.2	34

MOST TOTAL YARDS FROM SCRIMMAGE IN SINGLE SEASON

Player	Year	Touches	Yards	Avg	Yds/Gm	TD
1. Frank Gore	2006	373	2,180	5.8	136.3	9
2. Garrison Hearst	1998	349	2,105	6.0	131.6	9
3. Roger Craig	1985	306	<u>2,066</u>	<u>6.8</u>	<u>129.1</u>	15
4. Roger Craig	1988	386	<u>2,036</u>	5.3	<u>127.3</u>	10
5. Christian McCaffrey	2023	339	<u>2,023</u>	6.0	<u>126.4</u>	21
6. Jerry Rice	1995	127	1,884	<u>14.8</u>	117.8	16
7. Charlie Garner	2000	326	1,789	5.5	111.8	10
8. Deebo Samuel Sr.	2021	136	1,770	13.0	110.6	14
9. Charlie Garner	1999	297	1,764	<u>5.9</u>	110.3	6
10. Jerry Rice	1986	96	1,642	17.1	102.6	16
11. Ricky Watters	1994	305	1,596	5.2	99.8	11
12. Jerry Rice	1994	119	1,592	<u>13.4</u>	99.5	<u>15</u>
13. Jerry Rice	1993	101	1,572	15.6	98.3	16
14. Garrison Hearst	2001	293	1,553	5.3	97.1	5
15. Frank Gore	2007	313	1,538	4.9	102.5	6

MOST TOUCHES, Career

Player	Touches
1. Frank Gore.....	2,784
2. Roger Craig.....	2,194
3. Ken Willard.....	1,855
4. Joe Perry.....	1,660
5. Jerry Rice.....	1,365
6. Garrison Hearst.....	1,363
7. J.D. Smith.....	1,128
8. Hugh McElhenny.....	1,072
9. Kevan Barlow.....	1,028
10. Wilbur Jackson.....	893

BEST YARDS PER TOUCH, Career

Player	Avg
1. Jerry Rice.....	14.6
2. Hugh McElhenny.....	6.5
3. Tom Rathman.....	5.4
4. Ricky Watters.....	5.4
5. Roger Craig.....	5.2
6. Garrison Hearst.....	5.2
7. Joe Perry.....	5.2
8. Delvin Williams.....	5.1
9. Frank Gore.....	5.0
10. J.D. Smith.....	4.9

(min. 750 touches)

MOST TOUCHES, Season

Player	Touches
1. Roger Craig (1988).....	386
2. Frank Gore (2006).....	373
3. Garrison Hearst (1998).....	349
4. Christian McCaffrey (2023).....	339
5. Charlie Garner (2000).....	326

BEST YARDS PER TOUCH, Season

Player	Avg
1. Jerry Rice (1993).....	15.6
2. Dwight Clark (1982).....	15.2
3. Jerry Rice (1995).....	14.8
4. Jerry Rice (1990).....	14.7
5. Terrell Owens (2000).....	14.6

(min. 100 touches)

Led NFL

Led Conference

TOP SINGLE-GAME SCRIMMAGE YARD TOTALS

MOST YARDS IN SINGLE GAME

Player	Game	Yards
1. Jerry Rice	vs. Min. (12/18/95)	299
2. Terrell Owens	vs. Chi. (12/17/00)	288
3. John Taylor	at LA Rams (12/11/89)	286
4. Delvin Williams	vs. Was. (11/7/76)	279
5. Jerry Rice	vs. LA Rams (12/9/85)	255
6. Frank Gore	vs. Sea. (9/20/09)	246
7. Frank Gore	vs. Sea. (11/19/06)	238
8. Charlie Garner	at Dal. (9/24/00)	235
9. Dave Parks	at Bal. (10/3/65)	231
10. Garrison Hearst	vs. NYJ (9/6/98)	225
Jerry Rice	at Atl. (10/14/90)	225
Bernie Casey	at Chi. (11/13/66)	225

MOST TOUCHES IN SINGLE GAME

Player	Game	Touches
1. Maurice Hicks	at Arz. (12/12/04)	39
Charlie Garner	at Dal. (9/24/00)	39
3. Delvin Williams	at StL (10/31/76)	35
4. Derek Loville	vs. Buf. (12/3/95)	34
5. Frank Gore	at Den. (12/31/06)	33
Frank Gore	at Sea. (12/14/06)	33
Kevan Barlow	at Phi. (12/21/03)	33
Garrison Hearst	vs. Sea. (12/1/02)	33
J.D. Smith	at Bal. (10/7/62)	33
10. (6x) Last: Christian McCaffrey	at Sea. (12/15/22)	32

ALL-TIME REGULAR SEASON INTERCEPTIONS

ALL-TIME INTERCEPTION LEADERS

Player	Years	Gms	INT	Yards	Avg	Lg	TD
1. Ronnie Lott	1981–1990 (10)	129	51	643	12.6	83t	5
2. Jimmy Johnson	1961–1976 (16)	213	47	615	13.1	63	2
3. Kermit Alexander	1963–1969 (7)	94	36	499	13.9	66t	1
4. Merton Hanks	1991–1998 (8)	125	31	380	12.3	67t	2
5. Dwight Hicks	1979–1985 (7)	96	30	586	19.5	72	3
6. Lowell Wagner	1950–1953, '55 (5)	47	25	331	13.2	40	0
7. Tony Parrish	2002–2006 (5)	66	22	504	22.9	60	1
Don Griffin	1986–1993 (8)	114	22	49	2.2	23	0
Rex Berry	1951–1956 (6)	66	22	404	18.4	44t	3
10. Dave Baker	1959–1961 (3)	38	21	294	14.0	40	0
11. Tim McDonald	1993–1999 (7)	111	20	325	16.3	73t	3
Dick Moegle	1955–1959 (5)	47	20	232	11.6	40	1
13. Zack Bronson	1997–2003 (7)	84	19	346	18.2	97t	2
14. Eric Wright	1981–1990 (10)	110	18	256	14.2	60t	2
Bruce Taylor	1970–1977 (8)	109	18	201	11.2	70	0
16. Carlton Williamson	1981–1987 (7)	88	17	294	17.3	82	1
17. Tim McKyer	1986–1989 (4)	51	16	62	3.9	21t	1
18. Walt Harris	2006–2008 (3)	46	15	151	10.1	42	1
Abe Woodson	1958–1964 (7)	89	15	159	10.6	61	0
20. Dashon Goldson	2007–2012 (6)	81	14	152	10.9	39t	1
Skip Vanderbundt	1969–1977 (9)	119	14	165	11.8	37t	2
Frank Nunley	1967–1976 (10)	137	14	136	9.7	24	0
Dave Wilcox	1964–1974 (11)	153	14	149	10.6	35	1

MOST INTERCEPTIONS IN SINGLE SEASON

Player	Year	INT	Yards	Avg	Lg	TD
1. Ronnie Lott	1986	10	134	13.4	57t	1
Dave Baker	1960	10	96	9.6	28	0
3. Tony Parrish	2003	9	202	22.4	49	0
Dwight Hicks	1981	9	239	26.6	72	1
Kermit Alexander	1968	9	155	17.2	66t	1
Lowell Wagner	1951	9	115	12.8	40	0
7. Walt Harris	2006	8	84	10.5	42	1
Dick Moegle	1957	8	107	13.4	40	0
Jim Cason	1951	8	147	18.4	65t	1
10. Tony Parrish	2002	7	204	29.1	60	0
Ahmed Plummer	2001	7	45	6.4	24	0
Zack Bronson	2001	7	165	23.6	97t	2
Merton Hanks	1994	7	93	13.3	38	0
Dave Waymer	1990	7	64	9.1	24	0
Tim McKyer	1988	7	11	1.6	7	0
Eric Wright	1983	7	164	23.4	60t	2
Ronnie Lott	1981	7	117	16.7	41t	3
Rex Berry	1953	7	142	20.3	29	1

Led NFL Led Conference

MOST INT RETURN YARDS, Career

Player	Yards
1. Ronnie Lott	643
2. Jimmy Johnson	615
3. Dwight Hicks	586
4. Tony Parrish	504
5. Kermit Alexander	499
6. Rex Berry	404
7. Merton Hanks	380
8. Zack Bronson	346
9. Lowell Wagner	331
10. Tim McDonald	325

MOST INTs RETURNED FOR TD, Career

Player	TD
1. Ronnie Lott	5
2. Rex Berry	3
Dwight Hicks	3
Tim McDonald	3
Deion Sanders	3
6. (12 Players) Last: Jimmie Ward	2

MOST INT RETURN YARDS, Season

Player	Yards
1. Deion Sanders (1994)	303
2. Dwight Hicks (1981)	239
3. Tony Parrish (2002)	204
4. Tony Parrish (2004)	202
5. Zack Bronson (2001)	165

MOST INTs RETURNED FOR TD, Season

Player	TD
1. Deion Sanders (1994)	3
Ronnie Lott (1981)	3
3. Zack Bronson (2001)	2
Tim McDonald (1995)	2
Ken Norton (1995)	2
Tom Holmoe (1986)	2
Dwight Hicks (1983)	2
Eric Wright (1983)	2
Skip Vanderbundt (1972)	2

MOST INTs BY A NON-DB, Season

Player	INT
1. Fred Warner, LB (2023)	4
Jim Fahnhorst, LB (1986)	4
Keena Turner, LB (1984)	4
Frank Nunley, LB (1974)	4

TOP SINGLE-GAME INTERCEPTION TOTALS

MOST INTERCEPTIONS IN SINGLE GAME

Player	Game	INT
1. Dave Baker	at LA Rams (12/4/60)	4
2. Walt Harris	vs. Oak. (10/8/06)	3
Ronnie Heard	vs. Arz. (10/27/02)	3
Rod Woodson	vs. NO (9/14/97)	3
Eric Wright	at Min. (9/8/83)	3
Tony Leonard	vs. Cin. (10/1/78)	3
Dave Baker	at Dal. (11/20/60)	3

MOST INTERCEPTION RETURN YARDS IN SINGLE GAME

Player	Game	Yards
1. Dwight Hicks	at Was. (10/4/81)	104
2. Zack Bronson	at Chi. (10/28/01)	97
3. Merton Hanks	vs. NO (11/22/93)	94
Al Randolph	vs. Chi. (12/11/66)	94
5. Deion Sanders	at Atl. (10/16/94)	93
6. Deion Sanders	at SD (12/11/94)	90
Kermit Alexander	at Pit. (11/24/68)	90
8. NaVorro Bowman	vs. Atl. (12/23/13)	89
9. Tory Nixon	at GB (10/26/86)	88
10. Patrick Willis	at Sea. (9/14/08)	86
Eric Davis	vs. StL (11/26/95)	86

MOST INTs RETURNED FOR TD IN SINGLE GAME

Player	Game	INT
1. Ken Norton	at StL (10/22/95)	2
2. 58 Players	77 Times	1

ALL-TIME REGULAR SEASON SACKS

ALL-TIME SACK LEADERS

Player	Years	Sacks
1. Bryant Young (DT)	1994–2007 (14)	89.5
2. Charles Haley (LB)	1986–1999 (7)	66.5
3. Nick Bosa (DL)	2019–2023 (5)	53.5
4. Ahmad Brooks (LB)	2009–2016 (8)	51.5
5. Dana Stubblefield (DT)	1993–2002 (7)	46.5
6. Dwaine Board (DE)	1982–1988 (10)	45.0
7. Aldon Smith (LB)	2011–2014 (4)	44.0
8. Justin Smith (DT)	2008–2014 (7)	43.5
9. Chris Doleman (DE)	1996–1998 (3)	38.0
10. Arik Armstead (DL)	2015–2023 (9)	33.5
11. Andre Carter (DE)	2001–2005 (5)	32.0
12. Jeff Stover (DE)	1982–1988 (7)	30.5
13. Roy Barker (DE)	1996–1998 (3)	30.0
14. Pierce Holt (DE)	1988–1992 (5)	29.5
15. DeForest Buckner (DL)	2016–2019 (4)	28.5
16. Larry Roberts (DE)	1986–1993 (8)	28.0
17. Fred Dean (DE)	1981–1985 (5)	28.0
18. Tim Harris (LB)	1991–1995 (4)	26.0
19. Kevin Fagan (DE)	1987–1993 (7)	25.5
20. Dennis Brown (DE)	1990–1996 (7)	24.5

MOST SACKS IN SINGLE SEASON

Player	Year	Sacks
1. Aldon Smith	2012	19.5
2. Nick Bosa	2022	18.5
3. Fred Dean	1983	17.5
4. Tim Harris	1992	17.0
5. Charles Haley	1990	16.0
6. Nick Bosa	2021	15.5
7. Chris Doleman	1998	15.0
8. Dana Stubblefield	1997	15.0
9. Aldon Smith	2011*	14.0
10. Dwaine Board	1983	13.0

Led NFL Led Conference *Rookie Year

MOST SACKS IN SINGLE GAME

Player	Game	Sacks
1. Fred Dean	vs. NO (11/13/83)	6.0
2. Aldon Smith	vs. Chi. (11/19/12)	5.5
3. Roy Barker	at StL (10/25/98)	4.0
Chris Doleman	at NO (10/11/98)	4.0
Dana Stubblefield	at Phi. (11/10/97)	4.0
Pierce Holt	vs. NYG (11/27/89)	4.0
Dwaine Board	at LA Raiders (9/22/85)	4.0

Note: Includes figures since 1982, when sacks first became an official statistic

ALL-TIME REGULAR SEASON PUNTING

ALL-TIME LEADING PUNTERS (BY AVERAGE)

Player	Years	Punts	Yards	Avg	Net	Lg	In20	Blk
1. Andy Lee	2004–2014 (11)	941	43,468	46.2	39.5	82	300	4
2. Mitch Wishnowsky	2019–present (5)	288	13,148	45.7	41.2	74	127	1
3. Tommy Davis	1959–1969 (11)	511	22,833	44.7	NA	82	NA	2
4. Bradley Pinion	2015–2018 (4)	334	14,599	43.7	39.9	65	112	1
5. Frankie Albert	1950–1952 (3)	139	5,830	41.9	NA	70	NA	1
6. Tommy Thompson	1995–1997 (3)	208	8,711	41.9	35.6	65	55	3
7. Tom Wittum	1973–1977 (5)	380	15,494	40.8	NA	68	NA	9
8. Jim Miller	1980–1982 (3)	214	8,686	40.6	31.7	80	36	1
9. Jason Baker	2001–2002 (2)	111	4,501	40.5	34.1	64	33	0
10. Max Runager	1984–1988 (5)	281	11,394	40.5	33.8	62	36	5

*minimum 100 punts

BEST PUNTING AVERAGE IN SINGLE SEASON

Player	Year	Punts	Yards	Avg	Net	Lg	In20	Blk
1. Andy Lee	2011	78	3,970	50.9	44.0	68	28	1
2. Andy Lee	2013	79	3,804	48.2	41.7	62	27	0
3. Andy Lee	2012	67	3,226	48.1	43.2	66	36	0
4. Andy Lee	2008	66	3,155	47.8	39.0	82	13	1
5. Mitch Wishnowsky	2023	52	2,480	47.7	42.7	67	26	1
6. Andy Lee	2009	99	4,711	47.6	41.0	64	30	0
7. Andy Lee	2007	105	4,968	47.3	41.0	74	42	0
8. Mitch Wishnowsky	2020	66	3,093	46.9	41.6	60	25	1
9. Andy Lee	2014	72	3,369	46.8	39.6	71	28	1
10. Andy Lee	2010	91	4,203	46.2	38.2	64	34	0

Led NFL Led Conference + NFL Record

MOST PUNTS IN SINGLE GAME

Player	Game	Punts
1. Tom Wittum	vs. LA Rams (11/21/76)	11
2. Andy Lee	vs. Sea. (9/30/07)	10
Jim Miller	vs. Atl. (11/8/81)	10
Jim Miller	vs. LA Rams (10/25/81)	10
Mike Connell	at Atl. (11/5/78)	10
Mike Connell	vs. Cin. (10/1/78)	10
Tom Wittum	at Atl. (11/6/77)	10
Tom Wittum	vs. Atl. (10/23/76)	10
Tommy Davis	at Det. (10/6/63)	10

BEST PUNT AVG. IN SINGLE GAME

Player	Game	Avg
1. Andy Lee	vs. Sea. (9/11/11)	59.6
2. Andy Lee	at Bal. (11/24/11)	57.6
3. Andy Lee	at Pit. (9/23/07)	57.2
4. Andy Lee	at StL (11/1/12)	56.8
5. Andy Lee	at NE (12/16/12)	56.6
6. Andy Lee	vs. Dal. (9/18/11)	55.3
7. Klaus Wilmsmeyer	vs. Det. (10/9/94)	55.0
8. Andy Lee	at StL (12/21/08)	54.8

*minimum 4 punts

MOST PUNTS, Career

Player	Punts
1. Andy Lee	941
2. Tommy Davis	511
3. Tom Wittum	380
4. Bradley Pinion	334
5. Mitch Wishnowsky	288

MOST PUNTS INSIDE 20, Career

Player	In20
1. Andy Lee	300
2. Mitch Wishnowsky	127
3. Bradley Pinion	112
4. Max Runager	84
5. Tommy Thompson	55

*inside-the-20 became official stat in 1976

MOST PUNTS, Season

Player	Punts
1. Andy Lee (2005)	107
2. Andy Lee (2007)	105
3. Bradley Pinion (2016)	100
4. Andy Lee (2009)	99
5. Andy Lee (2004)	96
Mike Connell (1978)	96

MOST PUNTS INSIDE 20, Season

Player	In20
1. Andy Lee (2007)	42
2. Andy Lee (2012)	36
3. Andy Lee (2010)	34
4. Mitch Wishnowsky (2022)	32
5. Bradley Pinion (2017)	31
Bradley Pinion (2015)	31
7. Andy Lee (2009)	30
Max Runager (1985)	30

*inside-the-20 became official stat in 1976

ALL-TIME REGULAR SEASON PUNT RETURNS

ALL-TIME LEADERS IN PUNT RETURNS (BY AVERAGE)

Player	Years	PR	FC	Yards	Avg	Lg	TD
1. Manfred Moore	1974–1975 (2)	21	0	309	14.7	88t	1
2. Jim Cason	1950–1952, '54 (4)	24	NA	288	12.0	33	0
3. Ted Ginn Jr.	2010–2012 (3)	94	48	1,113	11.8	78t	2
4. Allen Rossum	2008–2009 (2)	27	8	307	11.4	45	0
5. Iheanyi Uwaezuoke	1996–1998 (3)	34	14	373	11.0	36	0
6. LaMichael James	2012–2014 (3)	23	12	251	10.9	40	0
7. Dana McLemore	1982–1987 (6)	142	38	1,531	10.8	93t	4
8. Jimmy Williams	2001–2004 (4)	55	18	576	10.5	89t	1
9. Dexter Carter	1990–1996 (7)	117	56	1,213	10.4	78t	2

*minimum 20 returns

BEST PUNT RETURN AVERAGE IN SINGLE SEASON

Player	Year	PR	FC	Yards	Avg	Lg	TD
1. Jimmy Williams	2002	20	8	336	16.8	89t	1
2. Hugh McElhenny	1952	20	NA	284	14.2	94t	1
3. Ted Ginn Jr.	2010	24	18	321	13.4	78t	1
4. Joe Arenas	1951	21	NA	272	13.0	51	0
5. John Taylor	1988	44	7	556	12.6	95t	2
6. Dana McLemore	1987	21	7	265	12.6	83t	1
7. Ted Ginn Jr.	2011	38	18	466	12.3	55t	1
8. Dexter Carter	1993	34	20	411	12.1	72t	1
9. Bruce Taylor	1970	43	10	516	12.0	76	0
10. John Taylor	1989	36	20	417	11.6	37	0

*minimum 20 returns

Led NFL

Led Conference

TOP SINGLE-GAME PUNT RETURN PERFORMANCES

MOST PUNT RETURN YARDS IN SINGLE GAME

Player	Game	Yards
1. Tony Leonard	vs. NO (10/17/76)	141
2. Bruce Taylor	at Hou. (11/15/70)	133
3. Dexter Carter	vs. Min. (10/3/93)	131
4. Dexter Carter	vs. Min. (12/18/95)	126
5. Dana McLemore	vs. LA Rams (1/2/83)	125

MOST PUNT RETURNS IN SINGLE GAME

Player	Game	Returns
1. Tony Leonard	vs. NO (10/17/76)	9
Ralph McGill	at Atl. (10/29/72)	9
3. Michael Lewis	vs. StL (11/18/07)	7
Dana McLemore	at NO (11/25/84)	7
Tony Leonard	at Atl. (11/6/77)	7
Tony Leonard	vs. LA Rams (11/21/76)	7
Ralph McGill	at Phi. (11/30/75)	7
Ralph McGill	vs. Atl. (10/12/75)	7

BEST PUNT RETURN AVERAGE IN SINGLE GAME

Player	Game	Avg
1. Ted Ginn Jr.	at StL (12/26/10)	32.3
2. Dexter Carter	vs. Min. (12/18/95)	31.5
3. Dana McLemore	vs. LA Rams (1/2/83)	31.3
4. Abe Woodson	at GB (10/21/62)	30.3
5. John Taylor	vs. Was. (11/21/88)	28.3
6. Chuck Levy	at Phi. (11/10/97)	27.3
7. Dexter Carter	vs. Min. (10/3/93)	26.2
8. Dana McLemore	at NYG (10/8/84)	25.8
9. Bruce Taylor	vs. NYG (12/21/75)	25.7
10. Freddie Solomon	vs. TB (10/26/80)	25.0

*minimum of 3 punt returns

MOST PUNT RETURNS, Career

Player	PR
1. John Taylor	149
2. Dana McLemore	142
Bruce Taylor	142
4. Joe Arenas	124
5. Kermit Alexander	120
6. Dexter Carter	117
7. Freddie Solomon	106
8. Ralph McGill	105
Abe Woodson	105
10. Hugh McElhenny	99

MOST PUNT RETURN YARDS, Career

Player	Yards
1. Dana McLemore	1,531
2. John Taylor	1,517
3. Bruce Taylor	1,323
4. Dexter Carter	1,213
5. Ted Ginn Jr.	1,113
6. Ralph McGill	964
7. Abe Woodson	949
8. Freddie Solomon	804
9. Kermit Alexander	782
10. Joe Arenas	774

MOST PUNT RETURN TDs, Career

Player	TD
1. Dana McLemore	4
2. Kermit Alexander	2
Dexter Carter	2
Ted Ginn Jr.	2
Freddie Solomon	2
John Taylor	2
Abe Woodson	2

MOST PUNT RETURNS, Season

Player	PR
1. R.W. McQuarters (1998)	47
2. Dana McLemore (1984)	45
3. Michael Lewis (2007)	44
John Taylor (1988)	44
5. Bruce Taylor (1970)	43
6. Ted Ginn Jr. (2011)	38
Dexter Carter (1996)	38
Don Griffin (1986)	38
Dana McLemore (1985)	38
10. Dexter Carter (1996)	36
John Taylor (1989)	36

MOST PUNT RETURN TDs, Season

Player	TD
1. John Taylor (1988)	2
Freddie Solomon (1980)	2

ALL-TIME REGULAR SEASON KICKOFF RETURNS

ALL-TIME LEADERS IN KICKOFF RETURNS (BY AVERAGE)

Player	Years	KR	Yards	Avg	Lg	TD
1. Abe Woodson	1958–1964 (7)	166	4,873	29.4	105t	5
2. LaMichael James	2012–2014 (3)	26	738	28.4	62	0
3. Joe Arenas	1951–1957 (7)	139	3,798	27.3	96	1
4. Allen Rossum	2008–2009 (2)	54	1,411	26.1	104t	1
5. Lenny Lyles	1959–1960 (2)	42	1,091	26.0	97t	1
6. Vic Washington	1971–1973 (3)	84	2,178	25.9	98t	1
7. Bruce Ellington	2014–2016 (3)	50	1,279	25.6	40	0
8. Mike Holmes	1974–1975 (2)	27	671	24.9	57	0
9. J.D. Smith	1956–1964 (9)	36	882	24.5	39	0
10. Amos Lawrence	1981–1982 (2)	26	627	24.1	92t	1

**minimum 25 returns*

BEST KICKOFF RETURN AVERAGE IN SINGLE SEASON

Player	Year	KR	Yards	Avg	Lg	TD
1. Joe Arenas	1953	16	551	34.4	82	0
2. Abe Woodson	1963	29	935	32.2	103t	3
3. Abe Woodson	1962	37	1,157	31.3	79	0
4. Lenny Lyles	1960	17	526	30.9	97t	1
5. Joe Arenas	1956	27	801	29.7	96	1
6. Abe Woodson	1960	17	498	29.3	64	0
7. Abe Woodson	1961	27	782	29.0	98t	1
8. Vic Washington	1972	27	771	28.6	98t	1
9. Ted Ginn Jr.	2011	29	800	27.6	102t	1
10. Abe Woodson	1964	32	880	27.5	70	0

**minimum 1.25 ret/game*

Led NFL

Led Conference

TOP SINGLE-GAME KICKOFF RETURN PERFORMANCES

MOST KICKOFF RETURN YARDS IN SINGLE GAME

Player	Game	Yards
1. Abe Woodson	vs. Det. (11/11/62)	210
2. Abe Woodson	at Det. (9/23/62)	205
3. Lenny Lyles	vs. Bal. (12/18/60)	202
4. Maurice Hicks	vs. SD (10/15/06)	195
5. Allen Rossum	vs. Phi. (10/12/08)	194

MOST KICKOFF RETURNS IN SINGLE GAME

Player	Game	Returns
1. Maurice Hicks	vs. SD (10/15/06)	9
Allen Rossum	vs. Phi. (10/12/08)	9
3. Maurice Hicks	at Was. (10/23/05)	8
4. (15 times) Last: Ted Ginn Jr.	at SD (12/16/10)	7

BEST KICKOFF RETURN AVERAGE IN SINGLE GAME

Player	Game	Avg
1. Lenny Lyles	vs. Bal. (12/18/60)	67.3
2. Doug Cunningham	vs. NO (10/22/67)	53.0
3. Abe Woodson	vs. Min. (9/29/63)	51.0
4. Allen Rossum	vs. Arz. (11/10/08)	46.5
5. Amos Lawrence	vs. LA Rams (11/22/81)	46.0
Abe Woodson	vs. NYG (11/17/63)	46.0

**minimum of 3 kickoff returns*

MOST KICKOFF RETURNS FOR TOUCHDOWN IN SINGLE GAME

Player	Game	TD
1. (22 times) Last: Richie James	vs. Sea. (12/16/18)	1

MOST KICKOFF RETURNS, Career

Player	KR
1. Dexter Carter	217
2. Maurice Hicks	185
3. Abe Woodson	166
4. Joe Arenas	139
5. Kermit Alexander	137
6. Ted Ginn Jr.	87
7. Vic Washington	84
8. Carl Monroe	76
9. James Owens	72
10. Paul Hofer	68
Doug Cunningham	68

MOST KICKOFF RETURN YARDS, Career

Player	Yards
1. Abe Woodson	4,873
2. Dexter Carter	4,707
3. Maurice Hicks	4,242
4. Joe Arenas	3,798
5. Kermit Alexander	3,271
6. Vic Washington	2,178
7. Ted Ginn Jr.	2,045
8. James Owens	1,728
9. Carl Monroe	1,660
10. Doug Cunningham	1,613

MOST KICKOFF RETURN TDs, Career

Player	TD
1. Abe Woodson	5
2. Dexter Carter	2
James Owens	2
Dave Williams	2
5. (11 times) Last: Richie James	1

MOST KICKOFF RETURNS, Season

Player	KR
1. Maurice Hicks (2007)	63
2. Maurice Hicks (2006)	57
3. Vinny Sutherland (2001)	50
4. Dexter Carter (1994)	48
5. Ted Ginn Jr. (2010)	47
Allen Rossum (2008)	47
7. Dexter Carter (1996)	41
Dexter Carter (1990)	41
James Owens (1979)	41

MOST KICKOFF RETURN TDs, Season

Player	TD
1. Abe Woodson (1963)	3
2. (19x) Last: Richie James (2018)	1

49ERS LONGEST PLAYS

LONGEST RUNS FROM SCRIMMAGE

96t	Garrison Hearst vs. NYJ	9/6/98
90t	Colin Kaepernick vs. SD	12/20/14
89t	Hugh McElhenny at Dal. Texans	10/5/52
86t	Hugh McElhenny at GB	11/18/56
83t	Matt Breida vs. Cle.	10/7/19
82t	Hugh McElhenny vs. Dal. Texans	10/26/52
80	Wilbur Jackson vs. NO	11/27/77
80t	Raheem Mostert at NYJ	9/20/20
80t	Frank Gore vs. Sea.	9/20/09
80t	Delvin Williams vs. Was.	11/7/76
80t	J.D. Smith vs. GB	12/7/58
79t	Frank Gore vs. Sea.	9/20/09
78t	Kevan Barlow vs. Pit.	11/17/03
78t	Joe Perry vs. Dal. Texans	10/26/52
78t	Joe Perry vs. GB	12/10/50

LONGEST RUNS FROM SCRIMMAGE BY QUARTERBACK

90t	Colin Kaepernick vs. SD	12/20/14
50t	Colin Kaepernick vs. Mia.	12/9/12
50	Colin Kaepernick at StL	12/2/12
49t	Steve Young vs. Min.	10/30/88
45	Y.A. Tittle at Bal. Colts	11/24/57
44t	Blaine Gabbert at Chi.	12/6/15
42	Frankie Albert at GB	11/26/50

LONGEST PASSES

97t	Steve Young to John Taylor at Atl.	11/3/91
96t	Joe Montana to Jerry Rice at SD	11/27/88
95t	Joe Montana to John Taylor at LA Rams	12/11/89
93t	Steve DeBerg to Freddie Solomon vs. Atl.	9/28/80
92t	Joe Montana to John Taylor at LA Rams	12/11/89
89t	Tim Rattay to Brandon Lloyd vs. Dal.	9/25/05
85t	Nick Mullens to George Kittle vs. Den.	12/9/18
85t	Jim Plunkett to Delvin Williams vs. Was.	11/7/76
83	Jimmy Garoppolo to Deebo Samuel Sr. at Chi.	10/31/21
83t	C.J. Beathard to Marquise Goodwin vs. NYG	11/12/17
83t	John Brodie to Dave Parks at LA Rams	10/18/64
82t	C.J. Beathard to George Kittle at LAC	9/30/18
82	Steve Young to Terry Kirby at Atl.	10/19/97
81t	Steve Young to Garrison Hearst vs. NO	11/22/98
81t	Elvis Grbac to Jerry Rice at Dal.	11/12/95
81t	Steve Spurrier to Ted Kwalick vs. NO	10/22/72
80t	(8x) Last time: C. Kaepernick to Brandon Lloyd at StL	10/13/14

LONGEST PUNTS

86	Larry Barnes vs. Chi.	9/29/57
82	Andy Lee vs. NE	10/5/08
82	Tommy Davis vs. Min.	9/30/62
81	Andy Lee at TB	11/21/04
81	Tommy Davis at StL Cardinals	11/25/62
80	Jim Miller at Den.	9/19/82
79	Tommy Davis at Chi.	10/14/62
76	Larry Barnes vs. Bal.	12/8/57
75	Verl Lillywhite vs. Cle.	9/30/57
74	Mitch Wishnowsky at Den.	9/25/22
74	Andy Lee vs. Bal.	10/7/07
74	Tommy Davis vs. Chi.	10/30/51

LONGEST PUNT RETURNS

95t	John Taylor vs. Was.	11/21/88
94t	Hugh McElhenny at Chi.	10/19/52
93t	Dana McLemore vs. LA Rams	1/2/83
89t	Jimmy Williams vs. Sea.	12/1/02
88t	Manfred Moore vs. Atl.	11/24/74
85t	Abe Woodson at GB	10/21/62
83t	Dana McLemore vs. Chi.	12/14/87
80t	Abe Woodson vs. Det.	11/5/61
79t	Dana McLemore at NYG	10/8/84
78t	Ted Ginn Jr. at StL	12/26/10
78t	Dexter Carter vs. Min.	12/18/95

LONGEST KICKOFF RETURNS

105t	Abe Woodson at LA Rams	11/8/59
104t	Allen Rossum at Arz.	11/11/08
103t	Abe Woodson vs. Min.	9/15/63
102t	Ted Ginn Jr. vs. Sea.	9/11/11
101t	Terry Kirby vs. Car.	11/16/97
101t	James Owens at Det.	11/2/80
99t	Abe Woodson at NYG	11/17/63
98t	Dexter Carter vs. NO	12/1/91
98t	Vic Washington at Atl.	10/29/72
98t	Abe Woodson at Det.	10/1/61
97t	Richie James vs. Sea.	12/16/18
97t	Vic Washington vs. Dal.	12/23/72
97t	Lenny Lyles vs. Bal.	12/18/60
96t	Dexter Carter at Was.	11/6/94

LONGEST INTERCEPTION RETURNS

97t	Zack Bronson at Chi.	10/28/01
94t	Alvin Randolph vs. Chi.	12/11/66
93t	Deion Sanders at Atl.	10/16/94
90t	Deion Sanders at SD	12/11/94
89t	NaVorro Bowman vs. Atl.	12/23/13
88t	Tory Nixon at GB	10/26/86
86t	Patrick Willis at Sea.	9/14/08
86t	Eric Davis vs. StL	11/26/95
83t	Ronnie Lott at KC	12/26/82
82	Carlton Williamson vs. Sea.	11/25/85
77t	Tom Holmoe vs. StL Cardinals	11/9/86
74t	Deion Sanders vs. NO	9/25/94
73	Eric Reid at Sea.	12/14/14

LONGEST FUMBLE RETURNS

99t	Don Griffin vs. Chi.	12/23/91
96t	Lee Woodall vs. Buf.	12/3/95
80t	Dwaine Carpenter at Chi.	10/31/04
80t	Dwight Hicks at Was.	10/4/81
78t	Derrick Johnson at Arz. (Mexico City)	10/2/05
75t	Clark Miller at Det.	11/14/65
73t	Skip Vanderbundt at Dal.	11/23/72
71t	Darnell Walker at Min.	10/24/99
71	Gerard Williams vs. NO	9/23/79
66t	Windlan Hall vs. Phi.	12/2/73
65t	Keena Turner at Was.	12/1/85
63t	Tommy Hart at StL Cardinals	10/24/71

LONGEST FIELD GOALS

63	David Akers at GB	9/9/12
57	Jake Moody at LAR	9/17/23
56	Joey Slye vs. Ind.	10/24/21
56	Phil Dawson at Arz.	12/29/13
56	Joe Nedney at StL	12/24/05
56	Mike Cofer at Atl.	10/14/90
55	Phil Dawson vs. KC	10/5/14
55	Phil Dawson at NO	11/17/13
55	David Akers at Det.	10/16/11
55	David Akers vs. Dal.	9/18/11
54	Phil Dawson at StL	10/14/14
54	David Akers at Sea.	12/23/12
54	Steve Mike-Mayer at LA Rams	11/9/75
54	Bruce Gossett vs. NO	10/21/73
53	(10x) Last time: Robbie Gould vs. NYG	11/12/18

LONGEST RETURNS OF FIELD GOAL ATTEMPT

92t	Bruce Taylor at NO	12/13/70
74t	Nate Clements at NYG	10/19/08
62t	Johnny Jackson at Dal.	10/15/89
58t	Bruce Taylor at NO	9/26/71
41t	Donald Strickland vs. Phi.	10/12/08
38	Kermit Alexander vs. Phi.	11/20/66
30	Kermit Alexander at Phi.	9/20/64

NFL RECORDS BY 49ERS

Most Consecutive Seasons Leading NFL in Passer Rating

4 Steve Young (1991–94)

Most Receiving Touchdowns in a Game

5 Jerry Rice at Atl. (10/14/90); tied with Chi. Bob Shaw vs. Bal. (10/2/50) and SD Kellen Winslow vs. Oak. (11/22/81)

Most Interceptions in a Game

4 Dave Baker vs. LA Rams (12/4/60); tied with 12 others

Most Interceptions Returned for a Touchdown in a Game

2 Ken Norton vs. StL (10/22/95); tied with 26 others

Most Seasons Leading League in Kickoff Return Avg.

3 Abe Woodson (1959, 1962–63)

Most Points in a Season, No Touchdowns, Single Season

166 David Akers (2011)

Most Field Goals Attempted in a Season

52 David Akers (2011)

Most Field Goals Made in a Season

44 David Akers (2011)

49ERS NFL LEADERS

RUSHING CHAMPIONS (Yards)

1953	Joe Perry	1,018
1954	Joe Perry	1,049

PASSING CHAMPIONS (Passer Rating)

1970	John Brodie	93.9
1987	Joe Montana	102.1
1989	Joe Montana	112.4
1991	Steve Young	101.8
1992	Steve Young	107.0
1993	Steve Young	101.5
1994	Steve Young	112.8
1996	Steve Young	97.2
1997	Steve Young	104.7

RECEIVING CHAMPIONS (Receptions)

1954	Billy Wilson	60
1956	Billy Wilson	60
1957	Billy Wilson	52
1965	Dave Parks	80
1968	Clifton McNeil	71
1982	Dwight Clark	60
1985	Roger Craig	92
1990	Jerry Rice	100
1996	Jerry Rice	108

49ERS NFL LEADERS

RECEIVING CHAMPIONS (Touchdowns)

1953	Billy Wilson	10
1972	Gene Washington	12
1986	Jerry Rice	16
1987	Jerry Rice	22
1989	Jerry Rice	17
1990	Jerry Rice	13
1991	Jerry Rice	14
1993	Jerry Rice	16
1994	Jerry Rice	13
2001	Terrell Owens	16
2002	Terrell Owens	13
2009	Vernon Davis #	13

RECEIVING CHAMPIONS (Yards)

1970	Gene Washington	1,100
1986	Jerry Rice	1,570
1989	Jerry Rice	1,483
1990	Jerry Rice	1,502
1993	Jerry Rice	1,503
1994	Jerry Rice	1,499
1995	Jerry Rice	1,848
2018	George Kittle (TE)	1,377

PUNTING CHAMPIONS (Average)

1962	Tommy Davis	45.6
2011	Andy Lee	50.9

SCORING

1952	Gordy Soltau	94
1953	Gordy Soltau	114
1984	Ray Wersching	131
1987	Jerry Rice	138
1989	Mike Cofer	136
2011	David Akers	166*

KICKOFF RETURNS (Average)

1953	Joe Arenas	34.4
1959	Abe Woodson	29.4
1962	Abe Woodson	31.3
1963	Abe Woodson	32.2

FIELD GOALS MADE

1960	Tommy Davis	19
2011	David Akers	44*
2017	Robbie Gould	39

PUNT RETURNS (Yards)

1960	Abe Woodson	174
1988	John Taylor	556

INTERCEPTIONS

1960	Dave Baker	10
1986	Ronnie Lott	10
2003	Tony Parrish	9#

*NFL Record #Shared NFL Lead

ROOKIE SEASON RECORDS

RUSHING ATTEMPTS

No	Att	Player	Year
1.	207	Elijah Mitchell	2021
2.	191	Vic Washington	1971
3.	189	Ken Willard	1965
4.	176	Roger Craig	1983
5.	174	Wilbur Jackson	1974
6.	171	Earl Cooper	1980
7.	129	John H. Johnson	1954
8.	127	Frank Gore	2005
9.	125	Kevan Barlow	2001
10.	109	Don Lisbon	1963

RUSHING YARDS

No	Yds	Player	Year
1.	963	Elijah Mitchell	2021
2.	811	Vic Washington	1971
3.	778	Ken Willard	1965
4.	725	Roger Craig	1983
5.	720	Earl Cooper	1980
6.	705	Wilbur Jackson	1974
7.	684	Hugh McElhenny	1952
8.	681	John H. Johnson	1954
9.	608	Frank Gore	2005
10.	512	Kevan Barlow	2001

RUSHING TOUCHDOWNS

No	TD	Player	Year
1.	10	Billy Kilmer	1961
2.	9	John H. Johnson	1954
3.	8	Roger Craig	1983
4.	6	Hugh McElhenny	1952
6.	6	William Floyd	1994
6.	5	Elijah Mitchell	2021
5.	5	Ken Willard	1965
5.	5	Dicky Moegle	1955
9.	4	Carlos Hyde	2014
4.	4	Kevan Barlow	2001
11.	3	Deebo Samuel Sr. (WR)	2019
3.	3	C.J. Beathard (QB)	2017
3.	3	Frank Gore	2005
3.	3	Earl Cooper	1980
3.	3	Delvin Williams	1974
3.	3	Vic Washington	1971
3.	3	J.D. Smith	1958

RECEPTIONS

No	Rec	Player	Year
1.	83	Earl Cooper (RB)	1980
2.	60	Brandon Aiyuk	2020
3.	57	Deebo Samuel Sr.	2019
4.	51	Gene Washington	1969
5.	49	Jerry Rice	1985
6.	48	Michael Crabtree	2009
48	48	Roger Craig (RB)	1983
8.	43	George Kittle (TE)	2017
43	43	Trent Taylor	2017
10.	40	Eric Johnson (TE)	2001

RECEIVING YARDS

No	Yds	Player	Year
1.	927	Jerry Rice	1985
2.	802	Deebo Samuel Sr.	2019
3.	748	Brandon Aiyuk	2020
4.	711	Gene Washington	1969
5.	703	Dave Parks	1964
6.	625	Michael Crabtree	2009
7.	567	Earl Cooper (RB)	1980
8.	520	Terrell Owens	1996
9.	517	J.J. Stokes	1995
10.	515	George Kittle (TE)	2017

RECEIVING TOUCHDOWNS

No	TD	Player	Year
1.	8	Dave Parks	1964
2.	5	Brandon Aiyuk	2020
5	5	Dante Pettis	2018
5	5	Jimmy Thomas	1969
5	5	R.C. Owens	1957
5.	4	Terrell Owens	1996
4	4	J.J. Stokes	1995
4	4	Roger Craig	1983
4	4	Earl Cooper	1980
4	4	Vic Washington	1971
4	4	Ken Willard	1965
4	4	Carroll Hardy	1955

PASSES ATTEMPTED

No	Att	Player	Year
1.	224	C.J. Beathard	2017
2.	184	Tom Owen	1974
3.	170	Brock Purdy	2022
4.	165	Alex Smith	2005
5.	78	Earl Morrall	1956
6.	71	Trey Lance	2021
7.	53	George Mira	1964
8.	52	Jim Druckenmiller	1997
9.	51	Dennis Morrison	1974
10.	50	Steve Spurrier	1967

PASSES COMPLETED

No	Comp	Player	Year
1.	123	C.J. Beathard	2017
2.	114	Brock Purdy	2022
3.	88	Tom Owen	1974
4.	84	Alex Smith	2005
5.	41	Trey Lance	2021
6.	38	Earl Morrall	1956
7.	23	Steve Spurrier	1967
23	23	George Mira	1964
9.	21	Jim Druckenmiller	1997
21	21	Scott Bull	1976
21	21	Dennis Morrison	1975

PASSING YARDS

No	Yds	Players	Year
1.	1,430	C.J. Beathard	2017
2.	1,374	Brock Purdy	2022
3.	1,327	Tom Owen	1974
4.	875	Alex Smith	2005
5.	621	Earl Morrall	1956
6.	603	Trey Lance	2021
7.	331	George Mira	1964
8.	286	Billy Kilmer	1961
9.	252	Scott Bull	1976
10.	239	Jim Druckenmiller	1997

PASSING TOUCHDOWNS

No	TD	Player	Year
1.	13	Brock Purdy	2022
2.	10	Tom Owen	1974
3.	5	Trey Lance	2021
4.	4	C.J. Beathard	2017
5.	2	Scott Bull	1976
2	2	George Mira	1964
2	2	John Brodie	1957
8.	1	Alex Smith	2005
1	1	Jim Druckenmiller	1997
1	1	Bill Musgrave	1991
1	1	Joe Montana	1979
1	1	Dennis Morrison	1974
1	1	Bob Waters	1960
1	1	Earl Morrall	1956

PASSES INTERCEPTED

No	INT	Player	Year
1.	15	Tom Owen	1974
2.	11	Alex Smith	2005
3.	7	Steve Spurrier	1967
4.	6	C.J. Beathard	2017
6	6	Earl Morrall	1956
6.	5	Dennis Morrison	1974
5	5	George Mira	1964
8.	4	Brock Purdy	2022
4	4	Jim Druckenmiller	1997
4	4	Scott Bull	1976
4	4	Billy Kilmer	1961

PUNT RETURNS

No	Ret	Player	Year
1.	47	R.W. McQuarters	1998
2.	38	Don Griffin	1986
3.	35	Anthony Leonard	1976
4.	30	Trent Taylor	2017
5.	23	Bruce Ellington	2014
6.	22	Brandon Williams	2006
22	22	Ralph McGill	1972
8.	21	Vinny Sutherland	2001
21	21	Joe Arenas	1951

PUNT RETURN YARDS

No	Yds	Player	Year
1.	406	R.W. McQuarters	1998
2.	377	Don Griffin	1986
3.	293	Anthony Leonard	1976
4.	284	Hugh McElhenny	1952
5.	281	Trent Taylor	2017
6.	272	Joe Arenas	1951
7.	219	Ralph McGill	1972

PUNT RETURN TOUCHDOWNS

No	TD	Player	Year
1.	1	Otis Amey	2005
1	1	R.W. McQuarters	1998
1	1	Don Griffin	1986
1	1	Dana McLemore	1982
1	1	Anthony Leonard	1976
1	1	Manfred Moore	1974
1	1	Hugh McElhenny	1952

PUNTING ATTEMPTS

No	Att	Player	Year
1.	96	Andy Lee	2004
2.	91	Bradley Pinion	2015
3.	79	Tom Wittum	1973
4.	78	Barry Helton	1988
5.	77	Jim Miller	1980

PUNTING YARDS

No	Yds	Player	Year
1.	3,990	Andy Lee	2004
2.	3,969	Bradley Pinion	2015
3.	3,455	Tom Wittum	1973
4.	3,152	Jim Miller	1980
5.	3,069	Barry Helton	1988

PUNTING AVERAGE*

No	Avg	Player	Year
1.	45.7	Tommy Davis	1959
2.	44.9	Mitch Wishnowsky	2019
3.	43.7	Tom Wittum	1973
4.	43.6	Bradley Pinion	2015
5.	41.6	Andy Lee	2004

*minimum of 20 punts

ROOKIE SEASON RECORDS (CONT.)

KICKOFF RETURNS			
No	Ret	Player	Year
1.	50	Vinny Sutherland	2001
2.	41	James Owens	1979
3.	41	Dexter Carter	1971
4.	33	Vic Washington	1990
5.	26	Rasheed Marshall	2005
	26	Anthony Leonard	1976
7.	24	Bruce Ellington	2014

KICKOFF RETURN YARDS			
No	Yds	Player	Year
1.	1,140	Vinny Sutherland	2001
2.	1,002	James Owens	1979
3.	858	Vic Washington	1971
4.	783	Dexter Carter	1990
5.	614	Bruce Ellington	2014
6.	580	Richie James	2018

KICKOFF RETURN TOUCHDOWNS			
No	TD	Player	Year
1.	1	Richie James	2018
	1	Amos Lawrence	1981
	1	James Owens	1979
	1	Dave Williams	1977

INTERCEPTIONS			
No	INT	Player	Year
1.	7	Ronnie Lott	1981
2.	6	Tim McKyer	1986
	6	Dicky Moegle	1955
4.	5	Kermit Alexander	1963
	5	Jimmy Johnson	1961
	5	Dave Baker	1959
	5	Fred Bruney	1953
	5	Jim Powers	1950

INTERCEPTION RETURN YARDS			
No	Yds	Player	Year
1.	138	Alvin Randolph	1967
2.	117	Ronnie Lott	1981
3.	116	Jimmy Johnson	1961
4.	81	Todd Shell	1984
5.	77	Rex Berry	1951

INTERCEPTION RETURN TOUCHDOWNS			
No	TD	Player	Year
1.	3	Ronnie Lott	1981
2.	1	Javon Kinlaw	2020
	1	Dontae Johnson	2014
	1	Tim McKyer	1986
	1	Bill Belk	1968
	1	Alvin Randolph	1966

TOTAL TOUCHDOWNS			
No	TD	Player	Year
1.	12	Roger Craig	1983
2.	10	Billy Kilmer	1961
	10	Hugh McElhenny	1952
4.	9	Earl Cooper	1980
	9	Ken Willard	1965
	9	John H. Johnson	1954

TOTAL POINTS			
No	Pts	Player	Year
1.	123	Jake Moody	2023
2.	105	Doug Brien	1994
3.	103	Wade Richey	1997
4.	72	Roger Craig	1983

SACKS			
No	Sacks	Player	Year
1.	14.0	LB Aldon Smith	2011
2.	12.0	LB Charles Haley	1986
3.	10.5	DT Dana Stubblefield	1993
4.	9.0	DL Nick Bosa	2019
5.	6.5	DE Andre Carter	2001
6.	6.0	DT DeForest Buckner	2016
	6.0	LB Aaron Lynch	2014

ROOKIE SINGLE GAME RECORDS

RUSHING YARDS				
No	Yds	Player	Date	Opp.
1.	170	Hugh McElhenny	10/5/52	Dal.
2.	142	Joe Perry**	10/29/50	Bal.
3.	137	Elijah Mitchell	10/31/21	Chi.
4.	135	Joe Perry**	12/10/50	GB
5.	134	Amp Lee	12/13/92	Min.
6.	133	Elijah Mitchell	11/28/21	Min.
7.	131	Billy Kilmer	10/8/61	LA Rams
8.	125	Vic Washington	11/28/71	NYJ
9.	124	Dexter Carter	12/17/90	LA Rams
	124	John Henry Johnson	11/20/54	Pit.

**Player who was in his 1st NFL season, but had previous pro experience.

RUSHING TOUCHDOWNS				
No	TD	Player	Date	Opp.
1.	4	Billy Kilmer	10/15/61	Min.
2.	3	Ricky Watters	10/18/92	Atl.
	3	Roger Craig	12/4/83	TB

RECEPTIONS				
No	REC	Player	Date	Opp.
1.	10	Brandon Aiyuk	12/13/20	Was.
	10	Jerry Rice	12/9/85	LA Rams
	10	Earl Cooper	9/7/80	NO
3.	9	Earl Cooper	9/14/80	StL
4.	8	Eight times, most recently Brandon Aiyuk	11/1/20	Sea.

RECEIVING TOUCHDOWNS				
No	TD	Player	Date	Opp.
1.	2	11x (last: Dante Pettis)	12/9/18	Den.

RECEIVING YARDS				
No	Yds	Player	Date	Opp.
1.	241	Jerry Rice	12/9/85	LA Rams
2.	146	Dave Parks	10/25/64	Min.
3.	134	Deebo Samuel Sr.	11/17/19	Arz.
4.	131	Aaron Thomas	11/19/61	Chi.
5.	129	Dante Pettis	12/2/18	Sea.

TOTAL TOUCHDOWNS				
No	TD	Player	Date	Opp.
1.	4	Billy Kilmer	10/15/61	Min.
2.	3	Roger Craig	12/4/83	TB

PUNT RETURN YARDS				
No	Yds	Player	Date	Opp.
1.	141	Anthony Leonard	10/17/76	NO
2.	133	Bruce Taylor	11/15/70	Houston
3.	125	Dana McLemore	1/2/83	LA Rams
4.	122	Hugh McElhenny	10/19/52	Chi.
5.	109	Ralph McGill	10/29/72	Atl.

KICKOFF RETURN YARDS				
No	Yds	Player	Date	Opp.
1.	179	Vic Washington	11/14/71	NO
2.	172	LaMichael James	12/23/12	Sea.
3.	163	Jamal Willis	10/15/95	Ind.
4.	159	D.J. Reed Jr.	9/16/18	Det.
	159	Doug Cunningham	10/22/67	NO
6.	147	Dana McLemore	12/2/82	LA Rams
	147	Vinny Sutherland	11/18/01	Car.

INTERCEPTIONS				
No	INT	Player	Date	Opp.
1.	2	Chris Borland	11/16/14	NYG
	2	Tim McKyer	12/19/86	LA Rams
	2	Ronnie Lott	10/11/81	Det.
	2	Carlton Williamson	11/29/81	NYG
	2	Ricky Churchman	11/30/80	NE
	2	Jimmy Johnson	11/5/61	Det.
	2	Dicky Moegle	10/23/55	Chi.
	2	Rex Berry	10/21/51	Chi.
	2	Jimmy Powers	10/22/50	Det.

ROOKIE HIGHLIGHTS

LONG RUNS FROM SCRIMMAGE

No	Yds	Player	Opp.	Date
1.	89t	Hugh McElhenny	at Dal.	10/5/52
2.	82t	Hugh McElhenny	vs. Dal.	10/26/52
3.	75t	Jimmy Thomas	vs. Chi.	12/6/69
4.	74t	Dexter Carter	at Atl.	10/14/90
5.	72t	Frank Gore	at Was.	10/23/05

LONG RECEPTIONS

No	Yds	Player	Opp.	Date
1.	83t	Dave Parks	at LA Rams	10/18/64
2.	80t	Dave Parks	vs. Min.	10/25/64
3.	79t	Dave Parks	at Min.	11/8/64
4.	78	Keith Henderson	vs. Atl.	11/12/89
	78t	Carroll Hardy	vs. Det.	10/30/55

LONG PUNTS

No	Yds	Player	Opp.	Date
1.	86	Larry Barnes	vs. Chi.	9/29/57
2.	81	Andy Lee	at TB	11/21/04
3.	71	Tommy Davis	vs. Chi.	10/25/59
4.	70	Chad Stanley	at Jac.	9/12/99
5.	65	Mitch Wishnowsky	vs. Sea.	11/11/19
	65	Jim Miller	at NYJ	9/21/80

LONG PUNT RETURNS

No	Yds	Player	Opp.	Date
1.	94t	Hugh McElhenny	vs. Chi.	10/16/52
2.	93t	Dana McLemore	vs. LA Rams	1/2/83
3.	88t	Manfred Moore	vs. Atl.	11/24/74
4.	76t	Don Griffin	vs. Atl.	11/23/86
	76	Bruce Taylor	at Chi.	11/8/70

LONG KICKOFF RETURNS

No	Yds	Player	Opp.	Date
1.	97t	Richie James	vs. Sea.	12/16/18
2.	94	Doug Cunningham	vs. NO	11/22/67
3.	92t	Amos Lawrence	vs. LA Rams	11/22/81
4.	90	D.J. Reed Jr.	vs. Det.	9/16/18
5.	85t	James Owens	vs. Den.	11/18/79

100-YARD RUSHING GAMES

Player	Game	Yards (Att-Lg-TD)	
1. Hugh McElhenny	at Dal. Texans (10/5/52)	170 (7-89t-1)	
2. Joe Perry**	vs. Bal. (10/29/50)	142 (16-49-0)	
3. Elijah Mitchell	at Chi. (10/31/21)	137 (18-39-1)	
4. Joe Perry**	vs. GB (12/10/50)	135 (9-78t-1)	
5. Amp Lee	at Min. (12/13/92)	134 (23-43-1)	
6. Elijah Mitchell	vs. Min. (11/28/21)	133 (27-15-1)	
6. Billy Kilmer	vs. LA Rams (10/8/61)	131 (19-26-2)	
7. Vic Washington	at NYJ (11/28/71)	125 (27-20-1)	
8. Dexter Carter	at LA Rams (12/17/90)	124 (13-74t-1)	
	John Henry Johnson	at Pit. (11/20/54)	124 (17-24t-1)
10. Elijah Mitchell	vs. Hou. (1/2/22)	119 (21-37-0)	
11. Jimmy Thomas	vs. Chi. (12/6/69)	118 (6-75t-1)	
12. Billy Kilmer	at Min. (10/15/61)	115 (20-21-4)	
13. Ken Willard	at Min. (11/28/65)	113 (18-21-0)	
14. Frank Gore	vs. Hou. (1/1/06)	108 (25-28-0)	
	Joe Arenas	vs. GB (12/9/51)	108 (12-14-2)
16. Elijah Mitchell	vs. Ind. (10/24/21)	107 (18-20-1)	
17. Elijah Mitchell	at Det. (9/12/21)	104 (19-38-1)	
18. Billy Kilmer	at Det. (10/1/61)	103 (16-31-2)	
	Hugh McElhenny	at Chi. (10/19/52)	103 (12-25t-2)

**Player who was in his 1st NFL season, but had previous pro experience.

LONG RETURNS OF FIELD GOAL ATTEMPTS

No	Yds	Player	Opp.	Date
1.	92t	Bruce Taylor	at NO	12/13/70
2.	62t	Johnny Jackson	at Dal.	10/15/89

LONG COMPLETIONS

No	Yds	Player	Opp.	Date
1.	83t	C.J. Beathard	vs. NYG	11/12/17
2.	79t	George Mira	at Min.	11/8/64
3.	76t	Trey Lance	vs. Sea.	10/3/21
4.	68t	Tom Owen	at Chi.	11/17/74
5.	54	Brock Purdy	vs. Was.	12/24/22
	54t	Brock Purdy	at Sea.	12/15/22

LONG INTERCEPTION RETURNS

No	Yds	Player	Opp.	Date
1.	94t	Alvin Randolph	vs. Chi.	12/11/66
2.	70t	Jason Webster	vs. Atl.	11/19/00
	70	Bruce Taylor	vs. GB	11/1/70
4.	63	Jimmy Johnson	vs. GB	12/10/61
5.	53t	Todd Shell	at NO	11/25/84

LONG FIELD GOALS

No	Yds	Player	Opp.	Date
1.	57	Jake Moody	at LA Rams	9/17/23
2.	55	Jake Moody	at Min.	10/24/23
3.	54	Steve Mike-Mayer	at LA Rams	11/9/75
4.	52	Jose Cortez	vs. StL	9/23/01
5.	49	Jose Cortez	at NYJ	10/1/01

LONG FUMBLE RETURNS

No	Yds	Player	Opp.	Date
1.	75t	Derrick Johnson	at Arz.	10/2/05
2.	34	Eric Davis	at LA Rams	12/17/90
3.	18	Ed Pine	at Min.	12/2/62
4.	17	Jamie Winborn	at NO	1/6/02
5.	16	Jack Capple	vs. Min.	10/24/65

100-YARD RECEIVING GAMES

Player	Game	Yards (Rec-TD)	
1. Jerry Rice	vs. LA Rams (12/9/85)	241 (10-1)	
2. Dave Parks	vs. Min. (10/25/64)	146 (5-1)	
3. Deebo Samuel Sr.	vs. Arz. (11/17/10)	134 (8-0)	
4. Aaron Thomas	vs. Chi. (11/19/61)	131 (3-2)	
5. Dante Pettis	at Sea. (12/2/18)	129 (5-2)	
6. Clyde Conner	vs. GB (12/8/56)	125 (7-1)	
7. Monty Stickles	vs. NYG (9/25/60)	123 (8-0)	
8. Carroll Hardy	at GB (11/20/55)	122 (4-2)	
9. Brandon Aiyuk	vs. Was. (12/13/20)	119 (10-0)	
10. Bernie Casey	vs. GB (12/10/61)	118 (5-1)	
	Hugh McElhenny	at NYG (11/9/52)	118 (4-0)
12. Brandon Aiyuk	at NE (10/25/20)	115 (6-0)	
13. Deebo Samuel Sr.	vs. Sea. (11/11/19)	112 (8-0)	
	Dave Parks	at LA Rams (10/18/64)	112 (3-1)
15. Jerry Rice	vs. Dal. (12/22/85)	111 (7-0)	
16. Terrell Owens	vs. Car. (12/8/96)	110 (5-1)	
17. J.J. Stokes	at Atl. (12/24/95)	106 (5-1)	
	Alyn Beals**	vs. LA Rams (10/1/50)	106 (7-0)
19. Deebo Samuel Sr.	at Sea. (12/29/19)	102 (5-0)	
	Don Lisbon	vs. Dal. (11/10/63)	102 (5-2)
	Alex Loyd	at Cle. (11/12/50)	102 (5-0)
22. George Kittle	at LAR (12/31/17)	100 (4-0)	

**Player who was in his 1st NFL season, but had previous pro experience.

CAREER 100/300 YARD GAMES

CAREER 100-YARD RUSHING GAMES

No	Player	W-L-T
39	Frank Gore	31-8-0
20	Joe Perry	16-4-0
16	Garrison Hearst	15-1-0
14	Roger Craig	11-3-0
12	Hugh McElhenny	8-4-0
12	J.D. Smith	7-5-0
10	Christian McCaffrey	9-1-0
10	Wendell Tyler	8-2-0
10	Delvin Williams	5-5-0
9	Ricky Watters	8-1-0
9	Ken Willard	5-3-1
6	Charlie Garner	3-3-0
5	Elijah Mitchell	4-1-0
5	Matt Breida	3-2-0
5	Kevan Barlow	2-3-0
4	Billy Kilmer	4-0-0
4	Carlos Hyde	1-3-0
4	Jeff Wilson Jr.	4-0-0
3	Paul Hofer	0-3-0
3	Wilbur Jackson	2-1-0
2	Joe Cribbs	2-0-0
2	Larry Schreiber	2-0-0
2	Maurice Hicks	2-0-0
2	C.R. Roberts	2-0-0
2	Colin Kaepernick	0-2-0
1	Joe Arenas	1-0-0
1	Dexter Carter	1-0-0
1	Tevin Coleman	1-0-0
1	Lenvil Elliott	1-0-0
1	Keith Henderson	1-0-0
1	John Henry Johnson	1-0-0
1	Terry Kirby	1-0-0
1	Amp Lee	1-0-0
1	Gary Lewis	1-0-0
1	Verl Lillywhite	1-0-0
1	Lawrence Phillips	1-0-0
1	Jimmy Thomas	1-0-0
1	Vic Washington	1-0-0
1	Brian Westbrook	1-0-0
1	Alfred Morris	0-1-0
1	Raheem Mostert	0-1-0
1	O.J. Simpson	0-1-0
1	Steve Young	0-1-0
228		168-59-1

CAREER 300-YARD PASSING GAMES

No	Player	W-L-T
35	Joe Montana	26-9-0
28	Steve Young	21-7-0
14	Jeff Garcia	5-9-0
11	Jimmy Garoppolo	8-3-0
6	John Brodie	4-1-1
6	Colin Kaepernick	4-2-0
5	Brock Purdy	4-1-0
5	Y.A. Tittle	4-1-0
5	Steve DeBerg	0-5-0
4	Nick Mullens	2-2-0
3	Elvis Grbac	2-1-0
3	Alex Smith	1-2-0
2	Steve Bono	2-0-0
2	Blaine Gabbert	1-1-0
2	Jeff Kemp	1-1-0
2	Brian Hoyer	0-2-0
2	Steve Spurrier	0-2-0
1	Troy Smith	1-0-0
1	Tim Rattay	1-0-0
1	George Mira	1-0-0
1	Tom Owen	1-0-0
1	J.T. O'Sullivan	1-0-0
1	C. J. Beathard	0-1-0
1	Shaun Hill	0-1-0
1	Mike Moroski	0-1-0
143		90-52-1

CAREER 100-YARD RECEIVING GAMES

No	Player	W-L-T
66	Jerry Rice	46-20-0
25	Terrell Owens	15-10-0
17	George Kittle	9-8-0
17	Gene Washington	11-5-1
16	Dwight Clark	11-5-0
13	Deebo Samuel Sr.	9-4-0
12	John Taylor	10-2-0
11	Brandon Aiyuk	8-3-0
11	Freddie Solomon	5-6-0
11	Dave Parks	2-8-1
10	Bernie Casey	3-5-2
10	Gordy Soltau	5-5-0
10	Billy Wilson	4-4-2
9	Vernon Davis	4-5-0
8	R.C. Owens	5-2-1
8	Michael Crabtree	5-3-0
5	Anquan Boldin	4-1-0
5	Monty Stickles	3-2-0
4	Marquise Goodwin	2-2-0
4	Paul Hofer	2-2-0
4	J.J. Stokes	2-2-0
3	Garrison Hearst	2-1-0
3	Dick Witcher	2-1-0
3	Clifton McNeil	1-2-0
3	Ted Kwalick	0-2-1
3	Brandon Lloyd	0-3-0
2	Clyde Conner	2-0-0
2	Roger Craig	2-0-0
2	Emmanuel Sanders	2-0-0
2	J.R. Boone	1-1-0
2	Isaac Bruce	1-1-0
2	Antonio Bryant	1-1-0
2	John David Crow	1-1-0
2	Eric Johnson	1-1-0
2	Hugh McElhenny	1-1-0
1	Danny Abramowicz	1-0-0
1	Jimmy Johnson	1-0-0
1	Brent Jones	1-0-0
1	Don Lisbon	1-0-0
1	Willie McGee	1-0-0
1	Jeff Moore	1-0-0
1	Renaldo Nehemiah	1-0-0
1	Ted Popson	1-0-0
1	Tom Rathman	1-0-0
1	J.D. Smith	1-0-0
1	Aaron Thomas	1-0-0
1	Ricky Watters	1-0-0
1	Mike Wilson	1-0-0
1	Arnaz Battle	0-1-0
1	Alyn Beals	0-1-0
1	Jimmy Cason	0-1-0
1	Curtis Conway	0-1-0
1	Pierre Garçon	0-1-0
1	Charlie Garner	0-1-0
1	Frank Gore	0-1-0
1	Carroll Hardy	0-1-0
1	Richie James	0-1-0
1	Jeremy Kerley	0-1-0
1	Alex Loyd	0-1-0
1	Joshua Morgan	0-1-0
1	Quinton Patton	0-1-0
1	Dante Pettis	0-1-0
1	Joe Perry	0-1-0
1	Mike Sherrard	0-1-0
1	Torrey Smith	0-1-0
1	Jimmy Thomas	0-1-0
1	Cedrick Wilson	0-1-0
340		194-138-8

49ERS 300-YARD PASSERS

368 – Brock Purdy vs. Sea.	12/10/23 (19 of 27)
314 – Brock Purdy at Phi.	12/3/23 (19 of 27)
333 – Brock Purdy vs. TB	11/19/23 (21 of 25)
365 – Brock Purdy vs. Cin.	10/29/23 (22 of 31)
310 – Brock Purdy vs. NYG	9/21/23 (25 of 37)
303 – Jimmy Garoppolo vs. KC	10/23/22 (25 of 37)
316 – Jimmy Garoppolo at LAR	1/9/22 (23 of 32)
322 – Jimmy Garoppolo at Ten.	12/23/21 (26 of 35)
326 – Jimmy Garoppolo vs. Arz.	11/7/21 (28 of 40)
322 – Jimmy Garoppolo at Chi.	10/31/21 (17 of 28)
314 – Jimmy Garoppolo at Det.	9/12/21 (17 of 25)
316 – Nick Mullens vs. Buf.	12/7/20 (26 of 39)
343 – Nick Mullens at NYG	9/27/20 (25 of 36)
349 – Jimmy Garoppolo at NO	12/8/19 (26 of 35)
424 – Jimmy Garoppolo vs. Arz.	11/17/19 (34 of 45)
317 – Jimmy Garoppolo at Arz.	10/31/19 (28 of 37)
332 – Nick Mullens vs. Den.	12/9/18 (20 of 33)
414 – Nick Mullens at Sea.	12/2/18 (30 of 48)
349 – C.J. Beathard vs. Arz.	10/7/18 (34 of 54)
381 – Jimmy Garoppolo vs. Ten.	12/17/17 (31 of 43)
334 – Jimmy Garoppolo at Hou.	12/10/17 (20 of 33)
353 – Brian Hoyer at Ind.	10/8/17 (29 of 46)
332 – Brian Hoyer vs. LAR	9/21/17 (23 of 37)
398 – Colin Kaepernick vs. NO	11/6/16 (24 of 39)
354 – Blaine Gabbert vs. StL	1/3/16 (28 of 44)
318 – Blaine Gabbert vs. Arz.	11/29/15 (25 of 36)
340 – Colin Kaepernick vs. Bal.	10/18/15 (16 of 27)
335 – Colin Kaepernick at Pit.	9/20/15 (33 of 46)
343 – Colin Kaepernick at StL	10/13/14 (22 of 36)
310 – Colin Kaepernick at Arz.	12/29/13 (21 of 34)
412 – Colin Kaepernick vs. GB	9/8/13 (27 of 39)
303 – Alex Smith vs. Buf.	10/7/12 (18 of 24)
356 – Troy Smith vs. StL	11/14/10 (17 of 28)
309 – Alex Smith vs. Phi.	10/10/10 (25 of 39)
310 – Alex Smith at Sea.	12/6/09 (27 of 45)
303 – Shaun Hill at Dal.	11/23/08 (21 of 33)
321 – J.T. O'Sullivan at Sea.	9/14/08 (20 of 32)
417 – Tim Rattay vs. Arz.	10/10/04 (38 of 57)
344 – Jeff Garcia at Cin.	12/14/03 (26 of 33)
337 – Jeff Garcia at SD	11/17/02 (25 of 43)
305 – Jeff Garcia at Car.	11/18/01 (34 of 54)
332 – Jeff Garcia at Atl.	10/14/01 (27 of 41)
335 – Jeff Garcia vs. Atl.	9/9/01 (26 of 40)
402 – Jeff Garcia vs. Chi.	12/17/00 (36 of 44)
305 – Jeff Garcia vs. NO	12/10/00 (25 of 38)
323 – Jeff Garcia at SD	12/3/00 (18 of 32)
307 – Jeff Garcia at Car.	10/22/00 (25 of 39)
336 – Jeff Garcia at GB	10/15/00 (27 of 42)
336 – Jeff Garcia vs. Oak.	10/8/00 (28 of 41)
373 – Jeff Garcia at Atl.	1/3/00 (26 of 34)
303 – Jeff Garcia at Car.	12/18/99 (29 of 46)
437 – Jeff Garcia at Cin.	12/5/99 (33 of 49)
342 – Steve Young at Atl.	11/15/98 (21 of 40)
331 – Steve Young vs. Ind.	10/18/98 (33 of 51)
309 – Steve Young at NO	10/11/98 (21 of 40)
329 – Steve Young at Buf.	10/4/98 (23 of 38)
387 – Steve Young vs. Atl.	9/27/98 (28 of 39)
303 – Steve Young at Was.	9/14/98 (21 of 32)
363 – Steve Young vs. NYJ	9/6/98 (26 of 46)
336 – Steve Young vs. Atl.	9/21/97 (17 of 24)
393 – Steve Young vs. Car.	12/8/96 (27 of 41)
316 – Steve Young at Atl.	12/24/95 (31 of 44)
425 – Steve Young vs. Min.	12/18/95 (30 of 49)
336 – Steve Young at Car.	12/10/95 (31 of 45)
382 – Elvis Grbac at Mia.	11/20/95 (31 of 41)
305 – Elvis Grbac at Dal.	11/12/95 (20 of 30)
327 – Elvis Grbac at Car.	11/5/95 (26 of 37)
348 – Steve Young at Det.	9/25/95 (27 of 44)
331 – Steve Young vs. Atl.	9/10/95 (27 of 40)
350 – Steve Young vs. Den.	12/17/94 (20 of 29)
304 – Steve Young at SD	12/11/94 (25 of 32)
325 – Steve Young vs. LA Rams	11/20/94 (30 of 44)

355 – Steve Young at LA Rams	9/18/94 (31 of 39)
308 – Steve Young vs. LA Raiders	8/5/94 (19 of 32)
354 – Steve Young at Det.	12/19/93 (17 of 23)
462 – Steve Young at LA Rams	11/28/93 (26 of 32)
311 – Steve Young at TB	11/14/93 (23 of 29)
342 – Steve Young vs. Phi.	11/29/92 (24 of 35)
399 – Steve Young vs. Atl.	10/18/92 (18 of 28)
449 – Steve Young vs. Buf.	9/13/92 (26 of 37)
338 – Steve Young vs. Chi.	12/23/91 (21 of 32)
347 – Steve Bono vs. NO	12/1/91 (27 of 41)
306 – Steve Bono at LA Rams	11/25/91 (18 of 33)
348 – Steve Young vs. Atl.	10/13/91 (22 of 38)
348 – Steve Young vs. SD	9/8/91 (26 of 36)
411 – Joe Montana at GB	11/4/90 (25 of 40)
476 – Joe Montana at Atl.	10/14/90 (32 of 49)
318 – Joe Montana at Hou.	10/7/90 (20 of 28)
398 – Joe Montana vs. Atl.	9/23/90 (24 of 36)
390 – Joe Montana vs. Was.	9/16/90 (29 of 44)
458 – Joe Montana at LA Rams	12/11/89 (30 of 42)
325 – Joe Montana vs. GB	11/19/89 (30 of 42)
302 – Joe Montana vs. NO	11/6/89 (22 of 31)
428 – Joe Montana at Phi.	9/24/89 (25 of 34)
302 – Joe Montana at Sea.	9/25/88 (20 of 29)
343 – Joe Montana vs. Atl.	9/18/88 (32 of 48)
308 – Joe Montana at GB	12/6/87 (26 of 35)
342 – Joe Montana vs. Cle.	11/29/87 (23 of 31)
304 – Joe Montana at TB	11/22/87 (29 of 45)
334 – Joe Montana vs. StL Cardinals	10/18/87 (31 of 39)
316 – Joe Montana at Pit.	9/13/87 (34 of 49)
441 – Joe Montana at Was.	11/17/86 (33 of 60)
332 – Mike Moroski at NO	11/2/86 (23 of 40)
359 – Jeff Kemp vs. Min.	10/12/86 (23 of 42)
332 – Jeff Kemp vs NO	9/21/86 (29 of 44)
356 – Joe Montana at TB	9/7/86 (32 of 46)
322 – Joe Montana vs. Dal.	12/22/85 (24 of 34)
354 – Joe Montana at NO	12/15/85 (25 of 38)
328 – Joe Montana vs. LA Rams	12/9/85 (26 of 36)
306 – Joe Montana at LA Rams	10/27/85 (22 of 30)
429 – Joe Montana at Atl.	10/6/85 (37 of 57)
301 – Joe Montana vs. Cin.	11/4/84 (27 of 42)
365 – Joe Montana at LA Rams	10/28/84 (21 of 31)
353 – Joe Montana at Hou.	10/21/84 (25 of 35)
381 – Joe Montana vs. Was.	9/10/84 (24 of 40)
358 – Joe Montana at LA Rams	10/23/83 (25 of 39)
316 – Joe Montana vs. LA Rams	10/9/83 (28 of 42)
341 – Joe Montana at StL Cardinals	9/18/83 (20 of 32)
356 – Joe Montana vs. SD	12/11/82 (31 of 46)
305 – Joe Montana vs. LA Rams	12/2/82 (26 of 37)
334 – Joe Montana vs. NO	11/28/82 (27 of 42)
408 – Joe Montana at StL Cardinals	11/21/82 (26 of 39)
336 – Joe Montana at Den.	9/19/82 (26 of 37)
345 – Steve DeBerg at Atl.	9/28/80 (32 of 51)
345 – Steve DeBerg vs. Atl.	12/16/79 (29 of 54)
348 – Steve DeBerg vs. Chi. Bears	10/28/79 (26 of 41)
306 – Steve DeBerg vs. Sea.	10/7/79 (31 of 40)
321 – Steve DeBerg at Hou.	9/17/78 (20 to 32)
316 – Tom Owen at Chi.	11/17/74 (15 of 26)
320 – Steve Spurrier vs. Min.	10/14/73 (31 of 48)
315 – Steve Spurrier at GB	11/5/72 (19 of 37)
317 – John Brodie at Chi.	11/8/70 (21 of 28)
356 – John Brodie at LAN	11/9/69 (25 of 42)
301 – John Brodie vs. GB	12/1/68 (24 of 39)
324 – George Mira at Atl.	12/10/67 (20 of 34)
327 – John Brodie at Chi.	11/13/66 (28 of 54)
328 – John Brodie vs. GB	12/10/61 (19 of 29)
322 – John Brodie vs. Chi.	11/19/61 (11 of 19)
316 – Y.A. Tittle at Det.	10/16/55 (15 of 31)
371 – Y.A. Tittle vs. Bal.	12/13/53 (29 of 44)
301 – Y.A. Tittle at LA Rams	11/8/53 (18 of 32)
304 – Y.A. Tittle vs. Chi.	11/1/53 (25 of 43)
341 – Y.A. Tittle at NYG	11/9/52 (16 of 29)

49ERS 100-YARD RUSHERS SINCE 1970

103 – Christian McCaffrey vs. Bal.	12/25/23 (14 carries)
115 – Christian McCaffrey at Arz.	12/17/23 (18 carries)
145 – Christian McCaffrey vs. Sea.	12/10/23 (16 carries)
114 – Christian McCaffrey at Sea.	11/23/23 (19 carries)
106 – Christian McCaffrey vs. Arz.	10/1/23 (20 carries)
116 – Christian McCaffrey at LAR	9/17/23 (20 carries)
152 – Christian McCaffrey at Pit.	9/10/23 (22 carries)
121 – Christian McCaffrey at LV	1/1/23 (19 carries)
108 – Christian McCaffrey at Sea.	12/15/22 (26 carries)
119 – Christian McCaffrey vs. TB	12/11/22 (14 carries)
120 – Jeff Wilson Jr. at Car.	10/9/22 (17 carries)
119 – Elijah Mitchell vs. Hou.	1/2/22 (21 carries)
110 – Jeff Wilson Jr. vs. Atl.	12/19/21 (21 carries)
133 – Elijah Mitchell vs. Min.	11/28/21 (27 carries)
137 – Elijah Mitchell at Chi.	10/31/21 (18 carries)
107 – Elijah Mitchell vs. Ind.	10/24/21 (18 carries)
104 – Elijah Mitchell at Det.	9/12/21 (19 carries)
183 – Jeff Wilson Jr. at Arz.	12/26/20 (22 carries)
112 – Jeff Wilson Jr. at NE	10/25/20 (17 carries)
146 – Raheem Mostert at Bal.	12/1/19 (19 carries)
105 – Tevin Coleman vs. Car.	10/27/19 (11 carries)
114 – Matt Breida vs. Cle.	10/7/19 (11 carries)
121 – Matt Breida at Cin.	9/15/19 (12 carries)
111 – Alfred Morris at LAR	12/30/18 (16 carries)
106 – Matt Breida at TB	11/25/18 (14 carries)
101 – Matt Breida vs. NYG	11/12/18 (17 carries)
138 – Matt Breida vs. Det.	9/16/18 (11 carries)
124 – Carlos Hyde at Sea.	9/17/17 (15 carries)
193 – Carlos Hyde vs. NYJ	12/11/16 (17 carries)
113 – Colin Kaepernick at Mia.	11/27/16 (10 carries)
102 – Carlos Hyde at Sea.	9/25/16 (21 carries)
168 – Carlos Hyde vs. Min.	9/14/15 (26 carries)
144 – Frank Gore vs. Arz.	12/28/14 (25 carries)
158 – Frank Gore vs. SD	12/20/14 (26 carries)
151 – Colin Kaepernick vs. SD	12/20/14 (7 carries)
107 – Frank Gore vs. KC	10/5/14 (18 carries)
119 – Frank Gore vs. Phi.	9/28/14 (24 carries)
110 – Frank Gore vs. Sea.	12/8/13 (17 carries)
101 – Frank Gore vs. Arz.	10/13/13 (25 carries)
153 – Frank Gore at StL	9/26/13 (20 carries)
131 – Frank Gore vs. Sea.	10/18/12 (16 carries)
106 – Frank Gore vs. Buf.	10/7/12 (14 carries)
112 – Frank Gore at GB	9/9/12 (16 carries)
107 – Frank Gore at Was.	11/6/11 (19 carries)
134 – Frank Gore vs. Cle.	10/30/11 (31 carries)
141 – Frank Gore at Det.	10/16/11 (15 carries)
125 – Frank Gore vs. TB	10/9/11 (20 carries)
127 – Frank Gore at Phi.	10/2/11 (15 carries)
136 – Brian Westbrook at Arz.	11/29/10 (23 carries)
118 – Frank Gore vs. Den. (London)	10/31/10 (29 carries)
102 – Frank Gore at Car.	10/24/10 (19 carries)
149 – Frank Gore vs. Oak.	10/17/10 (25 carries)
112 – Frank Gore vs. NO	9/20/10 (20 carries)
107 – Frank Gore at StL	1/3/10 (23 carries)
107 – Frank Gore at Phi.	12/20/09 (16 carries)

167 – Frank Gore vs. Arz.	12/14/09 (25 carries)
104 – Frank Gore vs. Chi.	11/12/09 (25 carries)
207 – Frank Gore vs. Sea.	9/20/09 (16 carries)
106 – Frank Gore vs. StL	11/16/08 (18 carries)
101 – Frank Gore vs. Phi.	10/12/08 (19 carries)
130 – Frank Gore vs. Det.	9/21/08 (27 carries)
138 – Frank Gore vs. Cin.	12/15/07 (29 carries)
116 – Frank Gore at Arz.	11/25/07 (21 carries)
153 – Frank Gore at Den.	12/31/06 (31 carries)
144 – Frank Gore at Sea.	12/14/06 (29 carries)
130 – Frank Gore vs. GB	12/10/06 (18 carries)
134 – Frank Gore at StL	11/26/06 (21 carries)
212 – Frank Gore vs. Sea.	11/19/06 (24 carries)
159 – Frank Gore at Det.	11/12/06 (22 carries)
111 – Frank Gore at Chi.	10/29/06 (12 carries)
134 – Frank Gore vs. Oak.	10/8/06 (27 carries)
127 – Frank Gore vs. StL	9/17/06 (29 carries)
108 – Frank Gore vs. Hou	1/1/06 (25 carries)
109 – Maurice Hicks at StL	12/24/05 (10 carries)
101 – Kevan Barlow vs. TB	10/30/05 (26 carries)
103 – Kevan Barlow at NE	1/2/05 (25 carries)
139 – Maurice Hicks at Arz.	12/12/04 (34 carries)
114 – Kevan Barlow at NO	9/19/04 (20 carries)
154 – Kevan Barlow at Phi.	12/21/03 (30 carries)
154 – Kevan Barlow vs. Arz.	12/7/03 (18 carries)
117 – Garrison Hearst vs. TB	10/19/03 (20 carries)
124 – Garrison Hearst vs. Sea.	12/1/02 (31 carries)
116 – Garrison Hearst vs. StL	10/6/02 (13 carries)
103 – Garrison Hearst vs. Mia.	12/16/01 (26 carries)
124 – Garrison Hearst vs. Buf	12/2/01 (25 carries)
106 – Garrison Hearst at Ind.	11/25/01 (12 carries)
145 – Garrison Hearst vs. NO	11/11/01 (17 carries)
102 – Charlie Garner vs. KC	11/12/00 (25 carries)
109 – Charlie Garner vs. Oak.	10/8/00 (24 carries)
201 – Charlie Garner at Dal.	9/24/00 (36 carries)
129 – Charlie Garner vs. Was	12/26/99 (16 carries)
107 – Charlie Garner vs. Atl.	12/12/99 (26 carries)
166 – Charlie Garner vs. Pit	11/7/99 (20 carries)
102 – Lawrence Phillips at Arz.	9/27/99 (9 carries)
107 – Garrison Hearst at NE	12/20/98 (27 carries)
198 – Garrison Hearst vs. Det.	12/14/98 (24 carries)
139 – Garrison Hearst at Car.	12/6/98 (20 carries)
166 – Garrison Hearst vs. NYG	11/30/98 (20 carries)
138 – Garrison Hearst at Was	9/14/98 (22 carries)
187 – Garrison Hearst vs. NYJ	9/6/98 (20 carries)
104 – Garrison Hearst vs. Dal.	11/2/97 (22 carries)
105 – Garrison Hearst at Atl.	10/19/97 (18 carries)
141 – Garrison Hearst at Car.	9/29/97 (28 carries)
105 – Terry Kirby at Atl.	12/2/96 (12 carries)
105 – Ricky Watters at NO	11/28/94 (26 carries)
103 – Ricky Watters vs. TB	10/23/94 (14 carries)
116 – Ricky Watters vs. NO	11/22/93 (16 carries)
135 – Ricky Watters at NO	9/26/93 (25 carries)
112 – Ricky Watters vs. Atl.	9/19/93 (19 carries)
134 – Amp Lee at Min.	12/13/92 (23 carries)

49ERS 100-YARD RUSHERS SINCE 1970 (CONT.)

163 – Ricky Watters at LA Rams	11/22/92 (26 carries)
115 – Ricky Watters vs. NO	11/15/92 (21 carries)
104 – Ricky Watters at NE	10/11/92 (19 carries)
100 – Ricky Watters at NYG	9/6/92 (13 carries)
104 – Keith Henderson vs. Det.	10/20/91 (20 carries)
102 – Steve Young vs. NO	12/23/90 (8 carries)
124 – Dexter Carter at LA Rams	12/17/90 (13 carries)
105 – Roger Craig vs. Buf.	12/17/89 (25 carries)
109 – Roger Craig vs. Atl.	11/12/89 (17 carries)
131 – Roger Craig at Ind.	9/10/89 (24 carries)
115 – Roger Craig vs. NO	12/11/88 (22 carries)
103 – Roger Craig at Atl.	12/4/88 (23 carries)
162 – Roger Craig at Phx.	11/6/88 (26 carries)
190 – Roger Craig at LA Rams	10/16/88 (22 carries)
143 – Roger Craig vs. Den.	10/9/88 (26 carries)
107 – Roger Craig at Sea.	9/25/88 (21 carries)
110 – Roger Craig at NYG	9/11/88 (18 carries)
104 – Roger Craig at LA Rams	11/1/87 (23 carries)
107 – Joe Cribbs at NE	12/14/86 (23 carries)
101 – Roger Craig vs. Atl.	11/23/86 (17 carries)
105 – Joe Cribbs vs. StL	11/9/86 (21 carries)
111 – Wendell Tyler vs. KC	11/17/85 (16 carries)
117 – Roger Craig at Den.	11/11/85 (22 carries)
107 – Wendell Tyler at Det.	10/20/85 (16 carries)
107 – Roger Craig vs. Atl.	9/15/85 (11 carries)
125 – Wendell Tyler at Min.	9/8/85 (21 carries)
117 – Wendell Tyler at NO	11/25/84 (15 carries)
108 – Wendell Tyler at Hou.	10/21/84 (23 carries)
101 – Wendell Tyler at NYG	10/8/84 (14 carries)

113 – Wendell Tyler at Phi.	9/23/84 (21 carries)
102 – Wendell Tyler vs. TB	12/4/83 (16 carries)
108 – Wendell Tyler at StL	9/18/83 (18 carries)
107 – Wendell Tyler at Min.	9/8/83 (19 carries)
125 – Lenvil Elliot vs. NO	12/7/80 (20 carries)
147 – Paul Hofer at NO	11/11/79 (17 carries)
106 – Paul Hofer at Oak.	11/4/79 (13 carries)
104 – Paul Hofer vs. LA Rams	11/19/78 (20 carries)
108 – O.J. Simpson vs. Chi.	9/10/78 (27 carries)
107 – Delvin Williams at Min.	12/4/77 (27 carries)
190 – Wilbur Jackson vs. NO	11/27/77 (16 carries)
123 – Wilbur Jackson at NO	11/13/77 (22 carries)
110 – Delvin Williams at NO	11/13/77 (25 carries)
106 – Delvin Williams vs. Det.	10/23/77 (27 carries)
104 – Delvin Williams at SD	12/5/76 (26 carries)
156 – Wilbur Jackson vs. Min.	11/29/76 (30 carries)
153 – Delvin Williams vs. Min.	11/29/76 (20 carries)
180 – Delvin Williams vs. Was.	11/7/76 (23 carries)
194 – Delvin Williams at StL Cardinals	10/31/76 (34 carries)
121 – Delvin Williams at GB	9/12/76 (25 carries)
104 – Delvin Williams at Atl.	12/14/75 (10 carries)
106 – Delvin Williams vs. Chi.	11/16/75 (12 carries)
106 – Larry Schreiber vs. Atl.	11/24/74 (20 carries)
117 – Ken Willard vs. Phi.	12/2/73 (15 carries)
104 – Larry Schreiber vs. Bal.	11/12/72 (17 carries)
125 – Vic Washington at NYJ	11/28/71 (27 carries)
129 – Ken Willard at NYJ	11/28/71 (15 carries)
105 – Ken Willard vs. Cle.	9/27/70 (22 carries)

49ERS 100-YARD RECEIVERS SINCE 1970

114 – Brandon Aiyuk at Was.	12/31/23 (7 catches)
126 – George Kittle vs. Bal.	12/25/23 (7 catches)
113 – Brandon Aiyuk vs. Bal.	12/25/23 (6 catches)
149 – Deebo Samuel Sr. vs. Sea.	12/10/23 (7 catches)
126 – Brandon Aiyuk vs. Sea.	12/10/23 (6 catches)
116 – Deebo Samuel Sr. at Phi.	12/3/23 (4 catches)
156 – Brandon Aiyuk vs. TB	11/19/23 (8 catches)
116 – George Kittle at Jax.	11/12/23 (3 catches)
109 – Brandon Aiyuk vs. Cin.	10/29/23 (5 catches)
149 – George Kittle vs. Cin.	10/29/23 (9 catches)
148 – Brandon Aiyuk vs. Arz.	10/1/23 (6 catches)
129 – Deebo Samuel Sr. vs. NYG	9/21/23 (6 catches)
129 – Brandon Aiyuk at LV	9/10/23 (8 catches)
101 – Brandon Aiyuk at LV	1/1/23 (9 catches)
120 – George Kittle vs. Was.	12/24/22 (6 catches)
115 – Deebo Samuel Sr. vs. LAR	10/3/22 (6 catches)
107 – Brandon Aiyuk at LAR	1/9/22 (6 catches)
159 – Deebo Samuel Sr. at Ten.	12/23/21 (9 catches)
151 – George Kittle at Cin.	12/12/21 (13 catches)
181 – George Kittle at Sea.	12/5/21 (9 catches)
101 – George Kittle vs. Arz.	11/7/21 (6 catches)
171 – Deebo Samuel Sr. at Chi.	10/31/21 (6 catches)
100 – Deebo Samuel Sr. vs. Ind.	10/24/21 (7 catches)
156 – Deebo Samuel Sr. vs. Sea.	10/3/21 (8 catches)
189 – Deebo Samuel Sr. at Det.	9/12/21 (9 catches)
119 – Brandon Aiyuk vs. Was.	12/13/20 (10 catches)
133 – Deebo Samuel Sr. at LAR	11/29/20 (11 catches)
184 – Richie James vs. GB	11/5/20 (9 catches)
115 – Brandon Aiyuk at NE	10/25/20 (6 catches)
109 – George Kittle vs. LAR	10/18/20 (7 catches)
183 – George Kittle vs. Phi.	10/4/20 (15 catches)
102 – Deebo Samuel Sr. at Sea.	12/29/19 (5 catches)
134 – George Kittle vs. Atl.	12/15/19 (13 catches)
157 – Emmanuel Sanders at NO	12/8/19 (7 catches)
129 – George Kittle vs. GB	11/24/19 (6 catches)
134 – Deebo Samuel Sr. vs. Arz.	11/17/19 (8 catches)
112 – Deebo Samuel Sr. vs. Sea.	11/11/19 (8 catches)
112 – Emmanuel Sanders at Arz.	10/31/19 (7 catches)
103 – George Kittle at LAR	10/13/19 (8 catches)
149 – George Kittle at LAR	12/30/18 (9 catches)
210 – George Kittle vs. Den.	12/9/18 (7 catches)
129 – Dante Pettis at Sea.	12/2/18 (5 catches)
108 – George Kittle vs. Oak.	11/1/18 (4 catches)
126 – Marquise Goodwin at GB	10/15/18 (4 catches)
125 – George Kittle at LAC	9/30/18 (6 catches)
100 – George Kittle at LAR	12/31/17 (4 catches)
114 – Marquise Goodwin vs. Ten.	12/17/17 (10 catches)
106 – Marquise Goodwin at Hou.	12/10/17 (6 catches)
116 – Marquise Goodwin at Ind.	10/8/17 (5 catches)
142 – Pierre Garçon vs. LAR	9/21/17 (7 catches)
106 – Quinton Patton vs. NO	11/6/16 (6 catches)
102 – Jeremy Kerley vs. Arz.	10/6/16 (8 catches)
102 – Anquan Boldin vs. Bal.	10/18/15 (5 catches)
107 – Anquan Boldin at NYG	10/11/15 (8 catches)
120 – Torrey Smith at Pit.	9/20/15 (6 catches)
137 – Anquan Boldin vs. Was.	11/23/14 (9 catches)
103 – Stevie Johnson at Arz.	9/21/14 (9 catches)
149 – Anquan Boldin at Arz.	12/29/13 (9 catches)
102 – Michael Crabtree vs. Atl.	12/23/13 (5 catches)
180 – Vernon Davis vs. Arz.	10/13/13 (8 catches)
208 – Anquan Boldin vs. GB	9/8/13 (13 catches)

172 – Michael Crabtree vs. Arz.	12/30/12 (8 catches)
107 – Michael Crabtree at NE	12/16/12 (7 catches)
101 – Michael Crabtree at StL	12/2/12 (7 catches)
113 – Michael Crabtree vs. Buf.	10/7/12 (6 catches)
106 – Vernon Davis vs. Buf.	10/7/12 (5 catches)
118 – Vernon Davis at StL	1/1/12 (8 catches)
120 – Michael Crabtree vs. Arz.	11/20/11 (7 catches)
114 – Vernon Davis at Cin.	9/25/11 (8 catches)
122 – Michael Crabtree at StL	12/26/10 (6 catches)
106 – Joshua Morgan at SD	12/16/10 (7 catches)
126 – Vernon Davis at GB	12/5/10 (4 catches)
105 – Michael Crabtree vs. Phi.	10/10/10 (9 catches)
104 – Vernon Davis vs. Phi.	10/10/10 (5 catches)
102 – Frank Gore at KC	9/26/10 (9 catches)
111 – Vernon Davis at Sea.	12/6/09 (6 catches)
108 – Vernon Davis at GB	11/22/09 (6 catches)
102 – Vernon Davis vs. Ten.	11/8/09 (10 catches)
125 – Isaac Bruce at Dal.	11/23/08 (8 catches)
120 – Arnaz Battle at NO	9/28/08 (7 catches)
153 – Isaac Bruce at Sea.	9/14/08 (4 catches)
131 – Antonio Bryant vs. StL	9/17/06 (4 catches)
114 – Antonio Bryant at Arz.	9/10/06 (4 catches)
119 – Brandon Lloyd vs. Sea.	11/20/05 (7 catches)
102 – Brandon Lloyd at Arz.	10/2/05 (7 catches)
142 – Brandon Lloyd vs. Dal.	9/25/05 (4 catches)
101 – Cedrick Wilson vs. Car.	11/14/04 (5 catches)
162 – Eric Johnson vs. Arz.	10/10/04 (13 catches)
113 – Eric Johnson vs. StL	10/3/04 (10 catches)
112 – Curtis Conway at NO	9/19/04 (8 catches)
127 – Terrell Owens at Cin.	12/14/03 (8 catches)
155 – Terrell Owens vs. Pit.	11/17/03 (8 catches)
152 – Terrell Owens vs. TB	10/19/03 (6 catches)
112 – Terrell Owens vs. Chi.	9/7/03 (7 catches)
123 – Terrell Owens at Dal.	12/8/02 (12 catches)
166 – Terrell Owens vs. Phi.	11/25/02 (13 catches)
171 – Terrell Owens at SD	11/17/02 (7 catches)
191 – Terrell Owens at Oak.	11/3/02 (12 catches)
132 – Terrell Owens vs. Arz.	10/27/02 (8 catches)
116 – Terrell Owens at NO	1/6/02 (2 catches)
103 – Terrell Owens at Ind.	11/25/01 (6 catches)
100 – Terrell Owens vs. NO	11/11/01 (8 catches)
125 – Terrell Owens vs. Det.	11/4/01 (9 catches)
105 – Garrison Hearst at Chi.	10/28/01 (4 catches)
183 – Terrell Owens at Atl.	10/14/01 (9 catches)
118 – Terrell Owens vs. Car.	10/7/01 (8 catches)
283 – Terrell Owens vs. Chi.	12/17/00 (20 catches)
129 – Terrell Owens vs. NO	12/10/00 (6 catches)
115 – Terrell Owens vs. StL	10/29/00 (8 catches)
112 – Charlie Garner at Car.	10/22/00 (7 catches)
176 – Terrell Owens vs. Oak.	10/8/00 (12 catches)
108 – Terrell Owens at StL	9/17/00 (6 catches)
143 – Jerry Rice at Atl.	1/3/00 (6 catches)
130 – J.J. Stokes at Atl.	1/3/00 (5 catches)
157 – Jerry Rice at Cin.	12/5/99 (9 catches)
145 – Terrell Owens at Cin.	12/5/99 (9 catches)
120 – Terrell Owens vs. StL	11/21/99 (6 catches)
115 – Jerry Rice at NE	12/20/98 (5 catches)
140 – Terrell Owens vs. NYG	11/30/98 (5 catches)
103 – Garrison Hearst vs. NO	11/22/98 (4 catches)
169 – Jerry Rice at Atl.	11/15/98 (10 catches)
120 – Terrell Owens at StL.	10/25/98 (5 catches)

49ERS 100-YARD RECEIVERS SINCE 1970 (CONT.)

110 – J.J. Stokes vs. Ind.	10/18/98 (9 catches)	106 – Jerry Rice vs. GB	11/19/89 (9 catches)
162 – Jerry Rice vs. Atl.	9/27/98 (8 catches)	112 – Jerry Rice vs. NE	10/22/89 (6 catches)
105 – Garrison Hearst vs. Atl.	9/27/98 (4 catches)	103 – Tom Rathman vs. NE	10/22/89 (11 catches)
111 – J.J. Stokes vs. NYJ	9/6/98 (7 catches)	149 – Jerry Rice at NO	10/8/89 (7 catches)
129 – Jerry Rice vs. Car.	12/8/96 (10 catches)	136 – John Taylor at Phi.	9/24/89 (6 catches)
110 – Terrell Owens vs. Car.	12/8/96 (5 catches)	164 – Jerry Rice at Phi.	9/24/89 (6 catches)
116 – Ted Popson vs. Cin.	10/20/96 (8 catches)	122 – Jerry Rice at TB	9/17/89 (8 catches)
108 – Jerry Rice at StL	10/6/96 (7 catches)	163 – Jerry Rice at Ind.	9/10/89 (6 catches)
127 – Jerry Rice at Car.	9/22/96 (10 catches)	171 – Jerry Rice at SD	11/27/88 (6 catches)
153 – Jerry Rice at Atl.	12/24/95 (12 catches)	105 – Jerry Rice vs. Was.	11/21/88 (3 catches)
106 – J.J. Stokes at Atl.	12/24/95 (5 catches)	163 – Jerry Rice at Sea.	9/25/88 (6 catches)
289 – Jerry Rice vs. Min.	12/18/95 (14 catches)	163 – Jerry Rice vs. Atl.	9/18/88 (8 catches)
121 – Jerry Rice at Car.	12/10/95 (6 catches)	109 – Jerry Rice at NYG	9/11/88 (4 catches)
149 – Jerry Rice at Mia.	11/20/95 (8 catches)	126 – Jerry Rice vs. Cle.	11/29/87 (7 catches)
161 – Jerry Rice at Dal.	11/12/95 (5 catches)	103 – Jerry Rice at TB	11/22/87 (7 catches)
111 – Jerry Rice vs. Car.	11/5/95 (8 catches)	108 – Jerry Rice vs. NO	11/15/87 (4 catches)
108 – Jerry Rice vs. NO	10/29/95 (8 catches)	104 – Mike Wilson at Cin.	9/20/87 (7 catches)
181 – Jerry Rice at Det.	9/25/95 (11 catches)	106 – Jerry Rice at Pit.	9/13/87 (8 catches)
167 – Jerry Rice vs. Atl.	9/10/95 (11 catches)	204 – Jerry Rice at Was.	11/17/86 (12 catches)
121 – Jerry Rice vs. Den.	12/17/94 (9 catches)	156 – Jerry Rice vs. StL	11/9/86 (4 catches)
106 – Ricky Watters vs. Den.	12/17/94 (4 catches)	144 – Jerry Rice vs. Min.	10/12/86 (7 catches)
144 – Jerry Rice at SD	12/11/94 (12 catches)	172 – Jerry Rice vs. Ind.	10/5/86 (6 catches)
165 – Jerry Rice vs. LA Rams	11/20/94 (16 catches)	120 – Jerry Rice vs. NO	9/21/86 (7 catches)
147 – Jerry Rice at LA Rams	9/18/94 (11 catches)	100 – Dwight Clark vs. NO	9/21/86 (7 catches)
103 – John Taylor at LA Rams	9/18/94 (7 catches)	157 – Jerry Rice at LA Rams	9/14/86 (6 catches)
169 – Jerry Rice vs. LA Raiders	9/5/94 (7 catches)	100 – Dwight Clark at TB	9/7/86 (7 catches)
132 – Jerry Rice at Det.	12/19/93 (4 catches)	111 – Jerry Rice vs. Dal.	12/22/85 (7 catches)
115 – John Taylor at Det.	12/19/93 (4 catches)	241 – Jerry Rice vs. LA Rams	12/9/85 (10 catches)
105 – Jerry Rice at Atl.	12/11/93 (6 catches)	132 – Roger Craig at LA Rams	10/27/85 (6 catches)
166 – Jerry Rice at LA Rams	11/28/93 (8 catches)	167 – Roger Craig at Atl.	10/6/85 (12 catches)
150 – John Taylor at LA Rams	11/28/93 (6 catches)	125 – Renaldo Nehemiah vs. Min.	12/8/84 (6 catches)
172 – Jerry Rice at TB	11/14/93 (8 catches)	105 – Freddie Solomon at Cle.	11/11/84 (5 catches)
155 – Jerry Rice vs. Phx.	10/24/93 (9 catches)	124 – Dwight Clark vs. Cin.	11/4/84 (7 catches)
118 – Jerry Rice vs. TB	12/19/92 (7 catches)	127 – Dwight Clark at Hou.	10/21/84 (5 catches)
133 – Jerry Rice vs. Phi.	11/29/92 (8 catches)	105 – Dwight Clark vs. Was.	9/10/84 (5 catches)
183 – Jerry Rice vs. Atl.	10/18/92 (7 catches)	103 – Freddie Solomon vs. Atl.	9/25/83 (6 catches)
159 – Mike Sherrard vs. Buf.	9/13/92 (6 catches)	121 – Freddie Solomon at StL	9/18/83 (3 catches)
112 – John Taylor vs. Buf.	9/13/92 (5 catches)	104 – Dwight Clark at KC	12/26/82 (4 catches)
125 – Jerry Rice vs. Chi.	12/23/91 (5 catches)	101 – Dwight Clark vs. Atl.	12/19/82 (8 catches)
113 – John Taylor at Sea.	12/8/91 (7 catches)	135 – Dwight Clark vs. SD	12/11/82 (12 catches)
154 – Jerry Rice vs. NO	12/1/91 (9 catches)	102 – Jeff Moore at LA Rams	12/2/82 (8 catches)
121 – John Taylor at LA Rams	11/25/91 (6 catches)	103 – Dwight Clark at StL	11/21/82 (6 catches)
127 – John Taylor at Atl.	11/3/91 (2 catches)	127 – Dwight Clark at Den.	9/19/82 (9 catches)
138 – Jerry Rice vs. Atl.	10/13/91 (7 catches)	109 – Freddie Solomon at Den.	9/19/82 (4 catches)
150 – Jerry Rice vs. SD	9/8/91 (9 catches)	106 – Dwight Clark vs. LA Raiders	9/12/82 (6 catches)
118 – Jerry Rice at Min.	12/30/90 (9 catches)	124 – Freddie Solomon at LA Rams	11/22/81 (5 catches)
104 – Jerry Rice at LA Rams	12/17/90 (5 catches)	128 – Dwight Clark vs. Atl.	11/8/81 (7 catches)
101 – Jerry Rice at Cin.	12/9/90 (8 catches)	109 – Dwight Clark vs. LA Rams	10/25/81 (8 catches)
147 – Jerry Rice at Dal.	11/11/90 (12 catches)	135 – Dwight Clark vs. Dal.	10/11/81 (4 catches)
187 – Jerry Rice at GB	11/4/90 (6 catches)	113 – Freddie Solomon vs. Chi.	9/13/81 (5 catches)
225 – Jerry Rice at Atl.	10/14/90 (13 catches)	155 – Dwight Clark vs. NO	12/7/80 (6 catches)
132 – John Taylor at Hou.	10/7/90 (4 catches)	104 – Freddie Solomon at GB	11/9/80 (5 catches)
171 – Jerry Rice vs. Atl.	9/23/90 (8 catches)	148 – Dwight Clark at Dal.	10/12/80 (8 catches)
125 – Brent Jones vs. Atl.	9/23/90 (5 catches)	132 – Freddie Solomon vs. Atl.	9/28/80 (5 catches)
160 – John Taylor vs. Was.	9/16/90 (8 catches)	135 – Paul Hofer vs. StL	9/14/80 (9 catches)
101 – Jerry Rice vs. Chi.	12/24/89 (4 catches)	114 – Paul Hofer at NO	9/7/80 (7 catches)
286 – John Taylor at LA Rams	12/11/89 (11 catches)	130 – Paul Hofer at Atl.	12/16/79 (9 catches)
162 – John Taylor at Atl.	12/3/89 (5 catches)	104 – Paul Hofer at NYG	10/14/79 (9 catches)
117 – Jerry Rice vs. NYG	11/27/89 (7 catches)	144 – Freddie Solomon vs. NO	9/23/79 (8 catches)

49ERS 100-YARD RECEIVERS SINCE 1970 (CONT.)

107 – Freddie Solomon at Min.	9/2/79 (4 catches)
110 – Freddie Solomon at Hou.	9/17/78 (3 catches)
130 – Gene Washington vs. Dal.	12/12/77 (5 catches)
112 – Gene Washington vs. Det.	10/23/77 (4 catches)
104 – Willie McGee at Sea.	9/26/76 (5 catches)
101 – Gene Washington at Phi.	11/30/75 (6 catches)
144 – Gene Washington at LA Rams	11/9/75 (5 catches)
121 – Gene Washington at Dal.	11/10/74 (7 catches)
133 – Ted Kwalick at Det.	11/4/73 (8 catches)
101 – Dan Abramowicz vs. NO	10/21/73 (4 catches)
118 – Gene Washington vs. Min.	10/14/73 (8 catches)
119 – Gene Washington vs. Min.	12/16/72 (4 catches)

114 – Gene Washington at Chi.	11/19/72 (4 catches)
164 – Gene Washington at GB	11/5/72 (6 catches)
102 – Ted Kwalick vs. NO	10/22/72 (2 catches)
126 – Ted Kwalick vs. NYG	10/15/72 (6 catches)
140 – Gene Washington vs. SD	9/17/72 (8 catches)
160 – Gene Washington vs. NE	10/31/71 (5 catches)
112 – Gene Washington at Phi.	10/3/71 (3 catches)
131 – Gene Washington at NO	12/13/70 (5 catches)
115 – Gene Washington vs. Atl.	12/6/70 (3 catches)
119 – Gene Washington at Chi.	11/8/70 (5 catches)
126 – Gene Washington vs. NO	10/18/70 (4 catches)
145 – Gene Washington at LA Rams	10/11/70 (7 catches)

ALL-TIME RETURNS FOR TOUCHDOWNS

ALL-TIME INTERCEPTION RETURNS FOR TDs

Date	Player	Yds	Opp.
12/17/23	Ward, Charvarius	66	at Arz.
10/9/22	Moseley, Emmanuel	41	at Car.
10/3/22	Hufanga, Talanoa	52	vs. LAR
11/15/21	Ward, Jimmie	27	vs. LAR
9/12/21	Greenlaw, Dre	39	at Det.
11/29/20	Kinlaw, Javon	27	at LAR
12/21/19	Warner, Fred	46	vs. LAR
9/8/19	Witherspoon, Ahkello	25	at TB
9/8/19	Sherman, Richard	31	at TB
9/30/18	Exum Jr., Antone	32	at LAC
12/24/17	Johnnson, Dontae	50	vs. Jax.
12/6/15	Ward, Jimmie	29	at Chi.
12/20/14	Bethea, Antoine	49	vs. SD
10/13/14	Johnson, Dontae	20	at StL
12/23/13	Bowman, NaVorro	89	vs. Atl.
10/6/13	Brock, Tramaine	18	vs. Hou.
11/25/12	Whitner, Donte	42	at NO
11/25/12	Brooks, Ahmad	50	at NO
10/9/11	Rogers, Carlos	31	vs. TB
1/2/11	Brown, Tarell	62	vs. Arz.
12/12/10	Goldson, Dashon	39	vs. Sea.
10/24/10	McDonald, Ray	31	at Car.
10/4/09	Willis, Patrick	23	vs. StL
9/14/08	Willis, Patrick	86	at Sea.
12/31/06	Harris, Walt	28	at Den.
1/1/06	Adams, Mike	40	vs. Hou.
11/27/05	Spencer, Shawntae	61	at Ten.
9/25/05	Parrish, Tony	34	vs. Dal.
9/7/03	Plummer, Ahmed	68	vs. Chi.
10/6/02	Webster, Jason	37	vs. StL
11/25/01	Bronson, Zack	48	at Ind.
10/28/01	Bronson, Zack	97	at Chi.
12/3/00	Montgomery, Monty	46	at SD
11/19/00	Webster, Jason	70	vs. Atl.
10/17/99	Walker, Darnell	27	vs. Car.
9/19/99	Shulters, Lance	64	at NO
1/3/98	Norton, Ken Jr.	23	vs. Min.*
12/15/97	Hanks, Merton	55	vs. Den.
9/29/96	Pope, Marquez	55	vs. Atl.
11/26/95	Davis, Eric	86	vs. StL
10/22/95	Norton, Ken Jr.	35	at StL
10/22/95	Norton, Ken Jr.	21	at StL
9/10/95	McDonald, Tim	13	vs. Atl.
9/3/95	McDonald, Tim	52	at NO
11/5/95	Davis, Eric	44	vs. Dal.*
12/11/94	Sanders, Deion	90	at SD
11/6/94	McDonald, Tim	73	at Was.
10/16/94	Sanders, Deion	93	at Atl.
9/25/94	Sanders, Deion	74	vs. NO
11/22/93	Hanks, Merton	67	vs. NO
10/31/93	McGruder, Michael	31	vs. LA Rams
10/3/93	Davis, Eric	41	vs. Min.
9/6/92	Johnson, John	56	at NYG
1/12/91	Carter, Michael	61	vs. Was.*
1/6/90	Lott, Ronnie	58	vs. Min.*
1/9/88	Fuller, Jeff	48	vs. Min.*
11/9/86	Holmoe, Tom	78	vs. StL Cardinals
10/26/86	Nixon, Tory	88	at GB
10/26/86	Lott, Ronnie	55	at GB
10/5/86	McKyer, Tim	21	vs. Ind.
9/28/86	Holmoe, Tom	66	at Mia.
10/13/85	Williamson, Carlton	43	vs. Chi.
12/2/84	McLemore, Dana	54	at Atl.
11/25/84	Shell, Todd	53	at NO
12/19/83	Wright, Eric	48	vs. Dal.
10/16/83	Hicks, Dwight	62	at NO
9/18/83	Collier, Tim	32	at StL Cardinals
9/18/83	Hicks, Dwight	40	at StL Cardinals
9/8/83	Wright, Eric	60	at Min.
12/26/82	Lott, Ronnie	83	at KC
1/3/82	Lott, Ronnie	20	vs. NYG*
11/22/81	Lott, Ronnie	25	at LA Rams
10/11/81	Lott, Ronnie	41	vs. Dal.
10/4/81	Hicks, Dwight	32	at Was.
9/27/81	Lott, Ronnie	26	vs. NO
10/1/78	Leonard, Anthony	30	vs. Cin.
10/19/75	Allen, Nate	37	vs. NO
12/15/74	Wilcox, Dave	21	vs. NO
11/23/72	Vanderbundt, Skip	21	at Dal.
10/29/72	Vanderbundt, Skip	37	at Atl.
10/1/72	Simpson, Mike	32	at NO
12/20/70	Johnson, Jimmy	36	at Oak.
9/27/70	Phillips, Mel	35	vs. Cle.

* - Postseason

Date	Player	Yds	Opp.
10/26/69	Worff, Johnny	57	at Bal.
11/24/68	Belk, Bill	6	at Pit.
11/24/68	Alexander, Kermit	66	at Pit.
9/15/68	Hindman, Stan	25	at Bal. Colts
12/11/66	Randolph, Alvin	94	vs. Chi.
11/24/66	Dowdle, Mike	27	at Det.
10/16/66	Johnson, Jimmy	35	at Atl.
11/22/59	Mertens, Jerry	30	at Bal. Colts
11/30/58	Hazeltine, Matt	13	at Bal. Colts
10/27/57	Herchman, Bill	54	vs. Chi.
12/8/56	Moegle, Dick	32	vs. GB
10/16/55	Berry, Rex	44	at Det.
10/17/54	Brown, Hardy	41	at Chi.
9/26/54	Berry, Rex	34	vs. Was.
12/6/53	Berry, Rex	29	vs. GB
10/12/52	Burke, Don	35	at Det.
10/14/51	Cason, Jim	65	at Pit.
11/5/50	Livingston, Howie	35	at LA Rams

ALL-TIME FUMBLE RETURNS FOR TDs

Date	Player	Yds	Opp.
12/4/22	Greenlaw, Dre	23	vs. Mia.
11/17/19	Reed Jr., D.J.	4	vs. Arz.
11/11/19	Buckner, DeForest	12	vs. Sea.
9/7/14	Culliver, Chris	35	at Dal.
12/15/13	Hunter, Kendall	2	at TB
10/27/13	Skuta, Dan	47	at Jax.
10/20/13	Osgood, Kassim	end zone	at Ten.
12/16/12	Gore, Frank	9	at NE
9/30/12	Rogers, Carlos	51	at NYJ
10/4/09	McDonald, Ray	11	vs. StL
10/4/09	McKillop, Scott	end zone	vs. StL
12/7/08	Staley, Joe	end zone	vs. NYJ
11/25/07	Banta-Cain, Tully	end zone	at Arz.
10/8/06	Oliver, Melvin	12	vs. Oak.
10/2/05	Johnson, Derrick	78	at Arz. (Mex. City)
10/2/05	Smith, Derek	end zone	at Arz. (Mex. City)
11/28/04	Smith, Derek	46	vs. Mia.
10/31/04	Carpenter, Dwaine	80	at Chi.
10/26/03	Harris, Kwame	1	at Arz.
10/28/01	Peterson, Julian	26	at Chi.
10/24/99	Walker, Darnell	71	at Min.
10/17/99	McMillan, Mark	41	vs. Car.
10/10/99	Bryant, Junior	end zone	at StL
12/15/97	Greene, Kevin	40	vs. Den.
11/10/97	Hanks, Merton	38	at Phi.
11/17/96	Doleman, Chris	end zone	vs. Bal.
12/24/95	Rice, Jerry	end zone	at Atl.
12/3/95	Woodall, Lee	96	vs. Buffalo
11/12/95	Hanks, Merton	38	at Dal.
10/16/94	McDonald, Tim	49	at Atl.
11/14/93	Tamm, Ralph	1	at TB
10/17/93	Davis, Eric	47	at Dal.
11/1/92	Sherrard, Mike	38	at Phx. Cardinals
12/23/91	Griffin, Don	99	vs. Chi.
11/12/89	Haley, Charles	3	vs. Atl.
12/27/87	Taylor, John	26	vs. LA Rams
12/1/85	Turner, Keena	65	at Was.
10/20/85	McIntyre, Guy	end zone	at Det.
9/22/85	McColl, Milt	28	at LA Raiders
12/2/84	Johnson, Gary	33	at Atl.
10/23/83	Board, Dwaine	end zone	at LA Rams
10/4/81	Hicks, Dwight	80	at Was.
10/3/76	Elam, Cleveland	31	vs. NYJ
11/16/75	Hart, Tommy	10	vs. Chi.
10/26/75	McGill, Ralph	14	at NE
12/15/74	Belk, Bill	19	vs. NO
12/2/73	Hall, Windlan	66	vs. Phi.
11/23/72	Vanderbundt, Skip	73	at Dal.
12/26/71	Hoskins, Bob	end zone	vs. Was.*
10/31/71	Blue, Forrest	25	vs. NE
10/24/71	Hart, Tommy	63	at StL Cardinals
10/19/69	Lakes, Roland	2	vs. Atl.
10/27/68	Witcher, Dick	12	at Det.
10/15/67	Windsor, Bob	2	at Phi.
12/11/66	Alexander, Kermit	14	vs. Chi.
10/9/66	Hazeltine, Matt	22	vs. GB
11/28/65	Kopay, Dave	end zone	at Min.
11/14/65	Miller, Clark	75	at Det.
11/14/65	Wilcox, Dave	8	at Det.
10/24/65	Chapple, Jack	8	vs. Min.
9/19/65	Krueger, Charlie	6	vs. Chi.
10/14/62	Woodson, Abe	37	at Chi.
10/18/59	Hazeltine, Matt	40	at Det.

ALL-TIME BLOCKED FGs RETURNED FOR TDs

(1970–Present)

Date	Player	Yds	Opp.
9/27/09	Clements, Nate	59	at Min.
10/19/08	Clements, Nate	74	at NYG
10/12/08	Strickland, Donald	41	vs. Phi.
10/15/89	Jackson, Johnnie	62	at Dal.
9/26/71	Taylor, Bruce	58	at NO
12/13/70	Taylor, Bruce	92	at NO

ALL-TIME PUNT RETURNS FOR TDs

Date	Player	Yds	Opp.
9/11/11	Ginn Jr., Ted	55	vs. Sea.
12/26/10	Ginn Jr., Ted	78	at StL
9/11/05	Amey, Otis	75	vs. StL
10/10/04	Battle, Amaz	71	vs. Arz.
12/1/02	Williams, Jimmy	89	vs. Sea.
12/27/98	McQuarters, R.W.	72	vs. StL
11/10/97	Levy, Chuck	73	at Phi.
12/18/95	Carter, Dexter	78	vs. Min.
10/3/93	Carter, Dexter	72	vs. Min.
11/9/92	Hanks, Merton	48	at Atl.
11/21/88	Taylor, John	95	vs. Was.
10/2/88	Taylor, John	77	vs. Det.
12/14/87	McLemore, Dana	83	vs. Chi.
11/23/86	Griffin, Don	76	vs. Atl.
10/8/84	McLemore, Dana	79	at NYG
12/19/83	McLemore, Dana	56	vs. Dal.
1/2/83	McLemore, Dana	93	vs. LA Rams
12/7/80	Solomon, Freddie	57	vs. NO
10/26/80	Solomon, Freddie	53	vs. TB
10/17/76	Leonard, Anthony	60	vs. NO
9/26/76	McGill, Ralph	50	at Sea.
11/24/74	Moore, Manfred	88	vs. Atl.
12/11/66	Alexander, Kermit	44	vs. Chi.
11/15/64	Alexander, Kermit	70	vs. GB
10/21/62	Woodson, Abe	85	at GB
11/5/61	Woodson, Abe	80	vs. Det.
12/16/56	Arenas, Joe	67	at Bal. Colts
10/19/52	McElhenny, Hugh	94	at Chi.
19.26/52	O'Donahue, Pat	23	vs. Dal.
10/28/51	Nomellini, Leo	20	vs. LA Rams

* – Postseason

ALL-TIME KICKOFF RETURNS FOR TDs

Date	Player	Yds	Opp.
12/16/18	James, Richie	97	vs. Sea.
9/11/11	Ginn Jr., Ted	102	vs. Sea.
11/10/08	Rossum, Allen	104	at Arz.
11/2/03	Wilson, Cedrick	95	vs. StL
1/11/98	Levy, Chuck	95	vs. GB*
11/16/97	Kirby, Terry	101	vs. Car.
11/6/94	Carter, Dexter	96	at Was.
12/1/91	Carter, Dexter	98	vs. NO
12/20/87	Cribbs, Joe	92	vs. Atl.
12/1/85	Monroe, Carl	95	at Was.
11/22/81	Lawrence, Amos	92	at LA Rams
11/2/80	Owens, James	101	at Det.
11/18/79	Owens, James	85	vs. Den.
11/19/78	Williams, Dave	89	vs. LA Rams
12/4/77	Williams, Dave	80	at Min.
12/23/72	Washington, Vic	97	vs. Dal.*
10/29/72	Washington, Vic	98	at Atl.
11/17/63	Woodson, Abe	99	at NYG
9/29/63	Woodson, Abe	95	at Min.
9/15/63	Woodson, Abe	103	vs. Min.
10/1/61	Woodson, Abe	98	at Det.
12/18/60	Lyles, Lenny	97	vs. Bal. Colts
11/22/59	Woodson, Abe	105	at LA Rams
11/4/56	Arenas, Joe	90	vs. Det.

ALL-TIME BLOCKED PUNTS RETURNED FOR TDs

(1970–Present)

Date	Player	Yds	Opp.
10/3/10	Taylor Mays	0	at Atl.
9/25/77	Mike Baldassin	0	vs. Mia.
9/21/75	Dave Washington	15	at Min.
12/15/73	Windlan Hall	0	vs. Pit.

ALL-TIME 1,000/3,000 YARD SEASONS

RUSHING

Yds	Player	Year
1,695	Frank Gore	2006
1,570	Garrison Hearst	1998
1,502	Roger Craig	1988
1,459	Christian McCaffrey	2023
1,262	Wendell Tyler	1984
1,229	Charlie Garner	1999
1,214	Frank Gore	2012
1,211	Frank Gore	2011
1,206	Garrison Hearst	2001
1,203	Delvin Williams	1976
1,142	Charlie Garner	2000
1,128	Frank Gore	2013
1,120	Frank Gore	2009
1,106	Frank Gore	2014
1,102	Frank Gore	2007
1,054	Roger Craig	1989
1,050	Roger Craig	1985
1,049	Joe Perry	1954
1,036	Frank Gore	2008
1,036	J.D. Smith	1959
1,024	Kevan Barlow	2003
1,019	Garrison Hearst	1997
1,018	Joe Perry	1953
1,013	Ricky Watters	1992

RECEIVING

Yds	Player	Year
1,848	Jerry Rice	1995
1,570	Jerry Rice	1986
1,503	Jerry Rice	1993
1,502	Jerry Rice	1990
1,499	Jerry Rice	1994
1,483	Jerry Rice	1989
1,451	Terrell Owens	2000
1,412	Terrell Owens	2001
1,405	Deebo Samuel Sr.	2021
1,377	George Kittle	2018
1,344	Dave Parks	1965
1,342	Brandon Aiyuk	2023
1,306	Jerry Rice	1988
1,300	Terrell Owens	2002
1,254	Jerry Rice	1996
1,206	Jerry Rice	1991
1,201	Jerry Rice	1992
1,179	Anquan Boldin	2013
1,157	Jerry Rice	1998
1,105	Michael Crabtree	2012
1,105	Dwight Clark	1981
1,102	Terrell Owens	2003
1,100	Gene Washington	1970
1,097	Terrell Owens	1998
1,090	Brandon Aiyuk	2022
1,078	Jerry Rice	1987
1,077	John Taylor	1989
1,062	Anquan Boldin	2014
1,053	George Kittle	2019
1,032	R.C. Owens	1961
1,020	George Kittle	2023
1,016	Roger Craig	1985
1,011	John Taylor	1991

PASSING

Yds	Player	Year
4,280	Brock Purdy	2023
4,278	Jeff Garcia	2000
4,170	Steve Young	1998
4,023	Steve Young	1993
3,978	Jimmy Garoppolo	2019
3,969	Steve Young	1994
3,944	Joe Montana	1990
3,910	Joe Montana	1983
3,810	Jimmy Garoppolo	2021
3,653	Joe Montana	1985
3,652	Steve DeBerg	1979
3,630	Joe Montana	1984
3,565	Joe Montana	1981
3,538	Jeff Garcia	2001
3,521	Joe Montana	1989
3,465	Steve Young	1992
3,369	Colin Kaepernick	2014
3,344	Jeff Garcia	2002
3,200	Steve Young	1995
3,197	Colin Kaepernick	2013
3,144	Alex Smith	2011
3,112	John Brodie	1965
3,054	Joe Montana	1987
3,029	Steve Young	1997
3,020	John Brodie	1968

49ERS YEARLY STATISTICAL LEADERS

RUSHING (BASED ON YARDS)

Year	Player	Att	Yds	Avg	Lg	TD	Rank
1946	Standlee, Norm	134	683	5.1	—	2	—
1947	Strzykalski, John	143	906	6.3	50	5	—
1948	Strzykalski, John	141	915	6.5	—	4	—
1949	Perry, Joe	115	783	6.8	59	8	—
1950	Perry, Joe	124	647	5.2	78t	5	5
1951	Perry, Joe	136	677	5.0	58t	3	5
1952	Perry, Joe	158	725	4.6	78t	8	3
1953	Perry, Joe	192	1,018	5.3	51t	10	1
1954	Perry, Joe	173	1,049	6.1	58	8	1
1955	Perry, Joe	156	701	4.5	42	2	5
1956	McElhenny, Hugh	185	916	5.0	86t	8	3
1957	McElhenny, Hugh	102	478	4.7	61	1	15
1958	Perry, Joe	125	758	6.1	73t	4	3
1959	Smith, J.D.	207	1,036	5.0	73t	10	2
1960	Smith, J.D.	174	780	4.5	41	5	5
1961	Smith, J.D.	167	823	4.9	33	8	5
1962	Smith, J.D.	258	907	3.5	28	6	6
1963	Smith, J.D.	162	560	3.5	52t	5	13
1964	Kopay, Dave	75	271	3.6	18	0	32
1965	Willard, Ken	189	778	4.1	32	5	4
1966	Willard, Ken	191	763	4.0	49	5	5
1967	Willard, Ken	169	510	3.0	20	5	17
1968	Willard, Ken	227	967	4.3	69t	7	2
1969	Willard, Ken	171	557	3.3	18	7	13
1970	Willard, Ken	236	789	3.3	20	7	9/6
1971	Willard, Ken	216	855	4.0	49	4	15/9
1972	Washington, Vic	141	468	3.3	33	3	42/20
1973	Washington, Vic	151	534	3.5	25	8	32/15
1974	Jackson, Wilbur	174	705	4.1	64	0	17/8
1975	Williams, Delvin	117	631	5.4	52	3	21/13
1976	Williams, Delvin	248	1,203	4.9	80t	7	3/2
1977	Williams, Delvin	268	931	3.5	40	7	10/5
1978	Simpson, O.J.	161	593	3.7	34	1	39/19
1979	Hofer, Paul	123	615	5.0	47	7	33/17
1980	Cooper, Earl	171	720	4.2	47	5	23/12
1981	Patton, Ricky	152	543	3.6	28	4	35/16
1982	Moore, Jeff	85	281	3.3	19	4	37/16
1983	Tyler, Wendell	176	856	4.9	39	4	19/10
1984	Tyler, Wendell	246	1,262	5.1	40	7	5/5
1985	Craig, Roger	214	1,050	4.9	62t	9	13/8
1986	Craig, Roger	204	830	4.1	25	7	13/8
1987	Craig, Roger	215	815	3.8	25	3	8/5
1988	Craig, Roger	310	1,502	4.8	46t	9	3/2
1989	Craig, Roger	271	1,054	3.9	27	6	10/5
1990	Carter, Dexter	114	460	4.0	74t	1	39/19
1991	Henderson, Keith	137	561	4.1	25	2	30/11
1992	Watters, Ricky	206	1,013	4.9	43	9	13/8
1993	Watters, Ricky	208	950	4.6	39	10	12/8
1994	Watters, Ricky	239	877	3.7	23	6	15/8
1995	Loville, Derek	218	723	3.3	27	10	24/13
1996	Kirby, Terry	134	559	4.2	31	3	33/15
1997	Hearst, Garrison	234	1,019	4.4	51	4	15/7
1998	Hearst, Garrison	310	1,570	5.1	96t	7	3/2
1999	Garner, Charlie	241	1,229	5.1	53	4	8/5
2000	Garner, Charlie	258	1,142	4.4	42	7	16/7
2001	Hearst, Garrison	252	1,206	4.8	43t	4	10/5

PASSING (BASED ON YARDS)

Year	Player	Att	Cmp	Pct	Yds	TD	INT	Rtg	Rank
1946	Albert, Frank	197	104	52.9	1,404	14	14	—	—
1947	Albert, Frank	242	128	52.9	1,692	18	15	—	—
1948	Albert, Frank	264	154	58.3	1,990	29	10	—	—
1949	Albert, Frank	260	129	49.6	1,862	27	16	—	—
1950	Albert, Frank	306	155	50.7	1,767	14	23	52.6	8
1951	Albert, Frank	166	90	50.7	1,116	5	10	60.2	8
1952	Tittle, Y.A.	208	106	51.0	1,407	11	12	66.4	5
1953	Tittle, Y.A.	259	149	57.5	2,121	20	16	84.0	3
1954	Tittle, Y.A.	295	170	57.6	2,205	9	9	78.7	7
1955	Tittle, Y.A.	287	147	51.2	2,185	17	28	56.6	4
1956	Tittle, Y.A.	218	124	56.9	1,641	7	12	68.6	7
1957	Tittle, Y.A.	279	176	63.1	2,157	13	15	80.6	6
1958	Tittle, Y.A.	208	120	57.7	1,467	9	15	63.9	3
1959	Tittle, Y.A.	199	102	51.3	1,331	10	15	58.0	4
1960	Brodie, John	207	103	49.8	1,111	6	9	57.5	5
1961	Brodie, John	283	155	54.8	2,588	14	12	84.7	4
1962	Brodie, John	304	175	57.6	2,272	18	16	79.0	6
1963	McHan, Lamar	195	83	42.3	1,243	8	11	54.3	15
1964	Brodie, John	392	193	49.2	2,498	14	16	64.6	12
1965	Brodie, John	391	242	61.9	3,112	30	16	95.3	3
1966	Brodie, John	427	232	54.3	2,810	16	22	65.8	8
1967	Brodie, John	349	168	48.1	2,013	11	16	57.6	11
1968	Brodie, John	404	234	57.9	3,020	22	21	78.0	3
1969	Brodie, John	347	194	55.9	2,405	16	15	74.9	7
1970	Brodie, John	378	223	59.0	2,941	24	10	93.8	1/1
1971	Brodie, John	387	208	53.7	2,642	18	24	65.0	12/6
1972	Spurrier, Steve	269	147	54.6	1,983	18	16	75.9	8/5
1973	Brodie, John	194	98	50.5	1,126	3	12	43.0	N/A
1974	Owen, Tom	184	88	47.8	1,327	10	15	56.1	25/11
1975	Snead, Norm	189	108	57.1	1,337	9	10	73.0	11/5
1976	Plunkett, Jim	243	126	51.9	1,592	13	16	63.0	17/8
1977	Plunkett, Jim	248	128	51.6	1,693	9	14	62.1	17/8
1978	DeBerg, Steve	302	137	45.4	1,570	8	22	40.0	28/17
1979	DeBerg, Steve	578	347	60.0	3,652	17	21	73.1	13/5
1980	Deberg, Steve	321	186	57.9	1,998	12	17	66.7	25/13
1981	Montana, Joe	488	311	63.7	3,565	19	12	88.4	4/1
1982	Montana, Joe	346	213	61.6	2,613	17	11	88.0	5/3
1983	Montana, Joe	515	332	64.5	3,910	26	12	94.6	5/3
1984	Montana, Joe	432	279	64.6	3,630	28	10	102.9	2/1
1985	Montana, Joe	494	303	61.3	3,653	27	13	91.3	3/1
1986	Montana, Joe	307	191	62.2	2,236	8	9	80.7	9/2
1987	Montana, Joe	398	266	66.8	3,054	31	13	102.1	1/1
1988	Montana, Joe	397	238	59.9	2,981	18	10	87.9	6/3
1989	Montana, Joe	386	271	70.2	3,521	26	8	112.4	1/1
1990	Montana, Joe	520	321	61.7	3,944	26	16	89.0	7/3
1991	Young, Steve	279	180	64.5	2,517	17	8	101.8	1/1
1992	Young, Steve	402	268	66.7	3,465	25	7	107.0	1/1
1993	Young, Steve	462	314	68.0	4,023	29	16	101.5	1/1
1994	Young, Steve	461	324	70.3	3,969	35	10	112.8	1/1
1995	Young, Steve	447	299	66.9	3,200	20	11	92.3	5/4
1996	Young, Steve	316	214	67.7	2,410	14	6	97.2	1/1
1997	Young, Steve	356	241	67.7	3,029	19	6	104.7	1/1
1998	Young, Steve	517	322	62.3	4,170	36	12	101.1	3/2
1999	Garcia, Jeff	375	225	60.0	2,544	11	11	77.9	17/10
2000	Garcia, Jeff	561	355	63.3	4,287	31	10	97.6	5/4
2001	Garcia, Jeff	504	316	62.7	3,538	32	12	94.8	3/2

49ERS YEARLY STATISTICAL LEADERS (CONT.)

RUSHING (BASED ON YARDS)

Year	Player	Att	Yds	Avg	Lg	TD	Rank
2002	Hearst, Garrison	215	972	4.5	40	8	21/9
2003	Barlow, Kevan	201	1,024	5.1	78t	6	17t/6t
2004	Barlow, Kevan	244	822	3.4	60	7	26/12
2005	Gore, Frank	127	608	4.8	72t	3	32/14
2006	Gore, Frank	312	1,695	5.4	72	8	3/1
2007	Gore, Frank	260	1,102	4.2	43t	5	13/5
2008	Gore, Frank	240	1,036	4.3	41t	6	13t/9
2009	Gore, Frank	229	1,120	4.9	80t	10	11t/5
2010	Gore, Frank	203	853	4.2	64	3	21/8
2011	Gore, Frank	282	1,211	4.3	55	8	6/3
2012	Gore, Frank	258	1,214	4.7	37	8	10/5
2013	Gore, Frank	276	1,128	4.1	51	9	9/7
2014	Gore, Frank	255	1,106	4.3	52t	4	9/5
2015	Hyde, Carlos	115	470	4.1	22	3	47/24
2016	Hyde, Carlos	217	988	4.6	47	6	14/6
2017	Hyde, Carlos	240	938	3.9	61	8	13/5
2018	Breida, Matt	153	814	5.3	66t	3	21/11
2019	Mostert, Raheem	137	772	5.6	41t	8	26/12
2020	Wilson Jr., Jeff	126	600	4.8	34	7	35/19
2021	Mitchell, Elijah	207	963	4.7	39	5	8/4
2022	McCaffrey, Christian	159	746	4.7	38t	6	37/20
2023	McCaffrey, Christian	272	1,459	5.4	72	14	1/1

PASSING (BASED ON YARDS)

Year	Player	Att	Cmp	Pct	Yds	TD	INT	Rtg	Rank
2002	Garcia, Jeff	528	328	62.1	3,344	21	10	85.6	11t/4
2003	Garcia, Jeff	392	225	57.4	2,704	18	13	80.1	15/8
2004	Rattay, Tim	325	198	60.9	2,169	10	10	78.1	20/10
2005	Smith, Alex	165	84	50.9	875	1	11	40.8	DNQ
2006	Smith, Alex	442	257	58.1	2,890	16	16	74.8	22/11
2007	Dilfer, Trent	219	113	51.6	1,166	7	12	55.1	N/A
2008	Hill, Shaun	288	181	62.8	2,046	13	8	87.5	12/7
2009	Smith, Alex	372	225	60.5	2,350	18	12	81.5	19/9
2010	Smith, Alex	342	204	59.6	2,370	14	10	82.1	21/9
2011	Smith, Alex	445	273	61.3	3,144	17	5	90.7	9/7
2012	Kaepernick, C.	218	136	62.4	1,814	10	3	98.3	DNQ
2013	Kaepernick, C.	416	243	58.4	3,197	21	8	91.6	20/10
2014	Kaepernick, C.	452	274	60.6	3,165	17	10	85.1	17/9
2015	Gabbert, Blaine	282	178	63.1	2,031	10	7	86.2	30/15
2016	Kaepernick, C.	331	196	57.7	2,241	16	4	90.7	29/14
2017	Beathard, C.J.	224	123	54.9	1,430	4	6	69.2	34/18
2018	Mullens, Nick	274	176	64.2	2,277	13	10	90.8	30/16
2019	Garoppolo, J.	476	329	69.1	3,978	27	13	102.0	12/8
2020	Mullens, Nick	326	211	64.7	2,437	12	12	84.1	26/13
2021	Garoppolo, J.	441	301	68.3	3,810	20	12	98.7	12/7
2022	Garoppolo, J.	308	207	67.2	2,437	16	4	103.0	23/10
2023	Purdy, Brock	444	308	69.4	4,280	31	11	113.0	5/3

49ERS YEARLY STATISTICAL LEADERS

RECEIVING (BASED ON CATCHES)							
Year	Player	No	Yds	Avg	Lg	TD	Rank
1946	Beals, Alyn	40	586	14.7	—	10	—
1947	Beals, Alyn	47	655	13.9	54	10	—
1948	Beals, Alyn	46	591	12.8	—	14	—
1949	Beals, Alyn	44	678	15.4	—	12	—
1950	Loyd, Alex	32	402	12.6	38	0	18
1951	Softau, Gordy	59	826	14.0	48t	7	2
1952	Softau, Gordy	55	774	14.1	49t	7	4
1953	Wilson, Billy	51	840	16.5	61t	10	6
1954	Wilson, Billy	60	830	13.8	43	5	1
1955	Wilson, Billy	53	831	15.7	72t	7	2
1956	Wilson, Billy	60	889	14.8	77t	5	1
1957	Wilson, Billy	52	757	14.6	40	6	1
1958	Conner, Clyde	49	512	10.4	26	5	5
1959	Wilson, Billy	44	540	12.3	57t	4	6
1960	Conner, Clyde	38	531	14.0	65t	2	1
1961	Owens, R.C.	55	1,032	18.8	54	5	7
1962	Casey, Bernie	53	819	15.5	48t	6	11
1963	Casey, Bernie	47	762	16.2	68t	7	14
1964	Casey, Bernie	58	808	13.9	63t	4	6
1965	Parks, Dave	80	1,344	16.8	53t	12	1
1966	Parks, Dave	66	974	14.8	65t	5	3
1967	Witcher, Dick	46	705	15.3	63t	3	17
1968	McNeil, Clifton	71	994	14.0	65t	7	1
1969	Washington, Gene	51	711	13.9	52	3	10
	Cunningham, Doug, RB	51	484	9.5	58	0	11
1970	Washington, Gene	53	1,100	20.8	79t	12	4/3
1971	Kwalick, Ted	52	664	12.8	42t	5	4/2
1972	Washington, Gene	46	918	20.0	62t	12	13/7
1973	Kwalick, Ted	47	729	15.5	48	5	10/6
1974	Schreiber, Larry, RB	30	217	7.2	16	1	60/36
1975	Washington, Gene	44	735	16.7	68t	9	31/10
1976	Washington, Gene	33	457	13.8	55t	6	52/25
	Jackson, Wilbur, RB	33	324	9.8	32	1	53/27
1977	Washington, Gene	32	638	19.9	47t	5	52/22
1978	Solomon, Freddie	31	458	14.8	58t	2	83/42
1979	Hofer, Paul, RB	58	662	11.4	44	2	17/7
1980	Cooper, Earl, RB	83	567	6.8	66t	4	2/1
1981	Clark, Dwight	85	1,105	13.0	78t	4	2/1
1982	Clark, Dwight	60	913	15.2	51	5	1/1
1983	Clark, Dwight	70	840	12.0	46t	8	11/5
1984	Craig, Roger, RB	71	675	9.5	64t	3	11/6
1985	Craig, Roger, RB	92	1,016	11.0	73	6	1/1
1986	Rice, Jerry	86	1,570	18.3	66t	15	2/1
1987	Craig, Roger, RB	66	492	7.5	35t	1	3/2
1988	Craig, Roger, RB	76	534	7.0	22	1	7/5
1989	Rice, Jerry	82	1,483	18.1	68t	17	5/4
1990	Rice, Jerry	100	1,502	15.0	64t	13	1/1
1991	Rice, Jerry	80	1,206	15.1	73t	14	5/3
1992	Rice, Jerry	84	1,201	14.3	80t	10	5/3
1993	Rice, Jerry	98	1,503	15.3	80t	15	2/2
1994	Rice, Jerry	112	1,499	13.4	69t	13	2/1
1995	Rice, Jerry	+122	1,848	15.1	81t	15	2/2
1996	Rice, Jerry	108	1,254	11.6	39	8	1/1
1997	Owens, Terrell	60	936	15.6	56t	8	32t/13t
1998	Rice, Jerry	82	1,157	14.1	75t	9	7t/3t
1999	Rice, Jerry	67	830	12.4	62	5	31t/19
2000	Owens, Terrell	97	1,451	15.0	69t	13	5/2
2001	Owens, Terrell	93	1,412	15.2	60t	16	9/4
2002	Owens, Terrell	100	1,300	13.0	76t	13	4t/2
2003	Owens, Terrell	80	1,102	13.8	75t	9	12/7

PUNTING (BASED ON GROSS AVG.) (MIN. 25 PUNTS)						
Year	Player	No	Avg	Lg	Blck	Rank
1946	Albert, Frank	54	41.0	73	0	—
1947	Albert, Frank	40	44.0	69	1	—
1948	Albert, Frank	35	44.8	82	0	—
1949	Albert, Frank	31	48.2	72	0	—
1950	Lillywhite, Verl	26	39.1	57	0	11
1951	Albert, Frank	34	44.3	66	0	2
1952	Albert, Frank	68	42.6	70	0	5
1953	Powers, Jim	42	40.6	55	1	8
1954	Brown, Pete	49	37.5	51	0	11
1955	Luna, Bob	63	40.6	63	3	8
1956	Morrall, Earl	45	37.9	57	0	16
1957	Jessup, Bill	38	43.6	62	0	13
1958	Atkins, Bill	25	39.3	51	0	11
1959	Davis, Tommy	59	45.7	71	0	3
1960	Davis, Tommy	62	44.1	74	0	3
1961	Davis, Tommy	50	45.4	67	0	3
1962	Davis, Tommy	48	45.6	82	0	1
1963	Davis, Tommy	73	45.4	64	2	4
1964	Davis, Tommy	79	45.6	68	0	4
1965	Davis, Tommy	54	45.8	65	0	2
1966	Davis, Tommy	63	41.4	60	0	6
1967	Spurrier, Steve	73	37.6	61	1	12
1968	Spurrier, Steve	68	39.0	54	0	12
1969	Kilgore, Jon	36	40.3	72	0	9
1970	Spurrier, Steve	75	38.4	58	0	14/11
1971	McCann, Jim	49	38.7	54	1	25/12
1972	McCann, Jim	64	39.7	63	1	21/10
1973	Wittum, Tom	79	43.7	62	0	4/1
1974	Wittum, Tom	68	41.2	67	1	4/2
1975	Wittum, Tom	67	41.9	64	3	3/2
1976	Wittum, Tom	89	40.8	68	2	3/2
1977	Wittum, Tom	77	36.4	54	3	26/13
1978	Connell, Mike	96	37.3	59	1	21/10
1979	Melville, Dan	71	37.0	53	1	25/14
1980	Miller, Jim	77	40.9	65	0	10/5
1981	Miller, Jim	93	41.5	65	0	15/6
1982	Miller, Jim	44	38.1	80	1	25/13
1983	Orosz, Tom	65	39.3	61	1	25/11
1984	Runager, Max	56	41.8	59	1	17/17
1985	Runager, Max	86	39.8	57	1	26/13
1986	Runager, Max	83	41.6	62	2	10/6
1987	Runager, Max	55	39.2	56	1	22/11
1988	Helton, Barry	78	39.3	53	1	21/11
1989	Helton, Barry	55	40.5	56	1	12/8
1990	Helton, Barry	69	36.8	56	1	28/1
1991	Prokop, Joe	40	38.5	58	0	27/13
1992	Wilmsmeyer, Klaus	49	39.1	58	0	26/14
1993	Wilmsmeyer, Klaus	42	40.9	61	0	23/11
1994	Wilmsmeyer, Klaus	54	41.4	60	0	14t/7t
1995	Thompson, Tommy	57	40.6	65	0	25/13t
1996	Thompson, Tommy	73	44.1	65	2	10/4
1997	Thompson, Tommy	78	40.8	55	1	30/15
1998	Roby, Reggie	60	41.9	66	0	22/9
1999	Stanley, Chad	69	39.7	70	2	26/11
2000	Stanley, Chad	69	39.5	56	1	27/12
2001	Baker, Jason	69	40.8	64	0	23/13
2002	Baker, Jason	42	40.2	51	0	25t/13
2003	LaFleur, Bill	68	38.7	56	1	29t/16
2004	Lee, Andy	96	41.6	81	0	20/10
2005	Lee, Andy	107	41.6	58	1	25/12

49ERS YEARLY STATISTICAL LEADERS (CONT.)

RECEIVING (BASED ON CATCHES)

Year	Player	No	Yds	Avg	Lg	TD	Rank
2004	Johnson, Eric, TE	82	825	10.1	25	2	35/14
2005	Lloyd, Brandon	48	733	15.3	89t	5	44/20
2006	Gore, Frank, RB	61	485	8.0	39	1	40t/21t
2007	Gore, Frank, RB	53	436	8.2	23t	1	54t/27t
2008	Bruce, Isaac	61	835	13.7	63	7	37/19
2009	Davis, Vernon, TE	78	965	12.4	73t	13	19t/10
2010	Davis, Vernon, TE	56	914	16.3	66t	7	51/23
2011	Crabtree, Michael	72	874	12.1	52t	4	24t/15t
2012	Crabtree, Michael	85	1,105	13.0	49t	9	14/9
2013	Boldin, Anquan	85	1,179	13.9	63	7	16/10
2014	Boldin, Anquan	83	1,062	12.8	76t	5	18/11
2015	Boldin, Anquan	69	789	11.4	51	4	37t/19t
2016	Kerley, Jeremy	64	667	10.4	33t	3	64/35
2017	Hyde, Carlos	59	350	5.9	18	0	43t/25
2018	Kittle, George, TE	88	1,377	15.6	85t	5	14/9
2019	Kittle, George, TE	85	1,053	12.4	61t	5	17/10
2020	Aiyuk, Brandon	60	748	12.5	49	5	48t/30
2021	Samuel Sr., Deebo	77	1,405	18.2	83	6	24t/10t
2022	Aiyuk, Brandon	78	1,015	13.0	54	8	22t/11
2023	Aiyuk, Brandon	75	1,342	17.9	76	7	31t/16t

+ Team Record

PUNTING (BASED ON GROSS AVG.) (MIN. 25 PUNTS)

Year	Player	No	Avg	Lg	Bkck	Rank
2006	Lee, Andy	81	44.8	66	0	7/6
2007	Lee, Andy	105	47.3	74	0	2/1
2008	Lee, Andy	66	47.8	82	1	4/3
2009	Lee, Andy	99	47.6	64	0	2/2
2010	Lee, Andy	91	46.2	64	0	4/2
2011	Lee, Andy	78	50.9	68	1	1/1
2012	Lee, Andy	67	48.1	66	0	4/2
2013	Lee, Andy	79	48.2	62	0	3/1
2014	Lee, Andy	72	46.8	71	1	6/2
2015	Pinion, Bradley	86	43.9	62	0	27/13
2016	Pinion, Bradley	100	44.0	65	0	29/15
2017	Pinion, Bradley	75	43.4	59	0	28/14
2018	Pinion, Bradley	68	43.7	64	1	28t/16
2019	Wishnowsky, Mitch	52	44.9	65	0	22/11
2020	Wishnowsky, Mitch	66	46.9	60	1	9/5
2021	Wishnowsky, Mitch	57	45.0	67	0	18/10
2022	Wishnowsky, Mitch	61	43.9	74	0	29/16
2023	Wishnowsky, Mitch	52	47.7	67	0	14/8

49ERS YEARLY STATISTICAL LEADERS

SCORING (BASED ON POINTS)						
Year	Player	TD	PAT	FG	Pts	Rank
1946	Beals, Alyn	10	1	0	61	—
1947	Beals, Alyn	10	0	0	60	—
1948	Beals, Alyn	14	0	0	84	—
1949	Beals, Alyn	12	1	0	73	—
1950	Soltau, Gordy	1	26	4	44	22
1951	Soltau, Gordy	7	30	6	90	5
1952	Soltau, Gordy	7	34	6	94	—
1953	Soltau, Gordy	6	48	10	114	1
1954	Soltau, Gordy	2	31	11	76	4
1955	Soltau, Gordy	1	27	3	42	24
	Wilson, Billy	7	0	0	42	24
1956	Soltau, Gordy	1	26	13	71	6
1957	Soltau, Gordy	0	33	9	60	9
1958	Soltau, Gordy	0	29	8	53	20
1959	Davis, Tommy	0	31	12	67	9
1960	Davis, Tommy	0	21	19	78	9
1961	Davis, Tommy	0	44	12	80	8
1962	Davis, Tommy	0	36	10	66	16
1963	Davis, Tommy	0	24	10	54	21
1964	Davis, Tommy	0	30	8	54	24
1965	Davis, Tommy	0	52	17	103	4
1966	Davis, Tommy	0	38	16	86	12
1967	Davis, Tommy	0	33	14	75	10
1968	Davis, Tommy	0	26	9	53	19
1969	Willard, Ken	10	0	0	60	21
1970	Gossett, Bruce	0	39	21	102	6/4
1971	Gossett, Bruce	0	32	23	101	5/3
1972	Gossett, Bruce	0	41	18	95	13/7
1973	Gossett, Bruce	0	26	26	104	7/4
1974	Gossett, Bruce	0	25	11	58	25/8
1975	Mike-Mayer, Steve	0	27	14	69	22/9
1976	Mike-Mayer, Steve	0	26	16	74	25/9
1977	Williams, Delvin	9	0	0	54	14/10
1978	Wersching, Ray	0	24	15	69	22/9
1979	Wersching, Ray	0	32	20	92	12/5
1980	Wersching, Ray	0	33	15	78	18/10
1981	Wersching, Ray	0	30	17	81	22/13
1982	Wersching, Ray	0	23	12	59	9/4
1983	Wersching, Ray	0	51	25	126	3/3
1984	Wersching, Ray	0	56	25	131	1/1
1985	Wersching, Ray	0	52	13	91	21/11
1986	Wersching, Ray	0	41	25	116	3/3
1987	Rice, Jerry	23	0	0	138	1/1
1988	Cofer, Mike	0	40	27	121	2/1
1989	Cofer, Mike	0	49	29	136	1/1
1990	Cofer, Mike	0	39	24	111	4/3
1991	Cofer, Mike	0	49	14	91	17/8
1992	Cofer, Mike	0	53	18	107	8/4
1993	Cofer, Mike	0	59	16	107	11/6
1994	Brien, Doug	0	60	15	105	11/4
1995	Rice, Jerry	17	1(2PT)	0	104	19/10
1996	Wilkins, Jeff	0	40	30	130	4/2
1997	Anderson, Gary	0	38	29	125	3/2
1998	Richey, Wade	0	49	18	103	14/6
1999	Richey, Wade	0	30	21	93	21/8
2000	Richey, Wade	0	43	15	88	28/13
2001	Cortez, Jose	0	47	18	101	16/8
2002	Owens, Terrell	14	0	0	84	8t/3*
2003	Peterson, Todd	0	22	12	58	30/14
2004	Peterson, Todd	0	23	18	77	42/18

FIELD GOAL PERCENTAGE						
Year	Player	Att	Made	Pct	Lg	Rank
1946	Vetrano, Joe	7	4	.571	26	—
1947	Vetrano, Joe	8	4	.500	30	—
1948	Vetrano, Joe	8	5	.625	47	—
1949	Vetrano, Joe	4	3	.750	28	—
1950	Soltau, Gordy	8	4	.500	26	DNQ
1951	Soltau, Gordy	18	6	.333	42	9
1952	Soltau, Gordy	12	6	.500	31	5
1953	Soltau, Gordy	15	10	.667	39	2
1954	Soltau, Gordy	18	11	.611	37	3
1955	Soltau, Gordy	12	3	.250	28	11
1956	Soltau, Gordy	20	13	.650	40	3
1957	Soltau, Gordy	15	9	.600	37	5
1958	Soltau, Gordy	21	8	.381	39	9
1959	Davis, Tommy	26	12	.462	43	5
1960	Davis, Tommy	32	19	.594	40	7
1961	Davis, Tommy	22	12	.545	46	6
1962	Davis, Tommy	23	10	.435	42	15
1963	Davis, Tommy	31	10	.323	46	22
1964	Davis, Tommy	25	8	.320	*53	19
1965	Davis, Tommy	27	17	.630	*53	5t
1966	Davis, Tommy	31	16	.516	46	15t
1967	Davis, Tommy	33	14	.424	50	23
1968	Davis, Tommy	16	9	.563	38	14
1969	Davis, Tommy	10	3	.300	48	DNQ
1970	Gossett, Bruce	31	21	.677	48	5/3
1971	Gossett, Bruce	36	23	.639	48	9/5
1972	Gossett, Bruce	29	18	.621	50	15/6
1973	Gossett, Bruce	33	26	.788	54	1**/1
1974	Gossett, Bruce	24	11	.458	46	22/11
1975	Mike-Mayer, Steve	28	14	.500	54	22t/11
1976	Mike-Mayer, Steve	28	16	.571	45	16t/9
1977	Wersching, Ray	17	10	.588	50	15/5
1978	Wersching, Ray	23	15	.652	45	12/6
1979	Wersching, Ray	24	20	.833	47	2/1
1980	Wersching, Ray	19	15	.789	47	2/1
1981	Wersching, Ray	23	17	.739	48	5/4
1982	Wersching, Ray	17	12	.706	45	15/8
1983	Wersching, Ray	30	25	.833	52	5t/1t
1984	Wersching, Ray	35	25	.714	53	17/11
1985	Wersching, Ray	21	13	.619	45	22/11
1986	Wersching, Ray	35	25	.714	50	11t/5t
1987	Wersching, Ray	17	13	.765	45	12/6
1988	Cofer, Mike	38	27	.711	52	17/10
1989	Cofer, Mike	36	29	.806	47	4/2
1990	Cofer, Mike	36	24	.667	*56	26t/11t
1991	Cofer, Mike	28	14	.500	50	28/14
1992	Cofer, Mike	27	18	.667	46	21/11
1993	Cofer, Mike	26	16	.615	46	26/12
1994	Brien, Doug	20	15	.750	48	20/7
1995	Wilkins, Jeff	13	12	.923	40	DNQ
1996	Wilkins, Jeff	34	30	.882	49	4/3
1997	Anderson, Gary	36	29	.806	51	11/7
1998	Richey, Wade	27	18	.667	46	27t/13t
1999	Richey, Wade	23	21	.913	52	1**/1
2000	Richey, Wade	22	15	.682	47	28/14
2001	Cortez, Jose	25	18	.720	52	21/12
2002	Cortez, Jose	24	18	.750	45	26/13t
2003	Peterson, Todd	15	12	.800	48	DNQ
2004	Peterson, Todd	22	18	.818	51	15t/6t
2005	Nedney, Joe	28	26	.929	56	3/2

49ERS YEARLY STATISTICAL LEADERS (CONT.)

SCORING (BASED ON POINTS)						
Year	Player	TD	PAT	FG	Pts	Rank
2005	Nedney, Joe	0	19	26	97	22t/8t
2006	Nedney, Joe	0	29	29	116	7t/4t
2007	Nedney, Joe	0	22	17	73	35/17
2008	Nedney, Joe	0	34	29	121	15/9
2009	Nedney, Joe	0	33	17	84	28t/14
2010	Nedney, Joe	0	17	11	50	65t/31t
2011	Akers, David	0	34	44	166	1/1
2012	Akers, David	0	44	29	131	9/5
2013	Dawson, Phil	0	44	32	140	6t/3
2014	Dawson, Phil	0	33	25	108	19/9
2015	Dawson, Phil	0	20	24	92	24/12
2016	Dawson, Phil	0	33	18	87	30/14
2017	Gould, Robbie	0	28	39	145	3/2
2018	Gould, Robbie	0	27	33	126	9/4
2019	Gould, Robbie	0	41	23	110	14/9
2020	Gould, Robbie	0	36	19	93	29/15
2021	Gould, Robbie	0	39	20	99	25/12
2022	Gould, Robbie	0	50	27	131	5/3
2023	McCaffrey, Christian	21	0	0	126	11t/6

FIELD GOAL PERCENTAGE						
Year	Player	Att	Made	Pct	Lg	Rank
2006	Nedney, Joe	35	29	.829	51	16/9
2007	Nedney, Joe	19	17	.895	50	5/1
2008	Nedney, Joe	33	29	.878	53	12/7
2009	Nedney, Joe	21	17	.810	51	21/9
2010	Reed, Jeff	10	9	.900	47	NA
2011	Akers, David	52	44	.846	55	14/7
2012	Akers, David	42	29	.690	63*	30/14
2013	Dawson, Phil	36	32	.889	56	14t/6t
2014	Dawson, Phil	31	25	.806	55	25/13
2015	Dawson, Phil	27	24	.889	54	10/7
2016	Dawson, Phil	21	18	.857	53	11/6
2017	Gould, Robbie	41	39	.951	52	2/2
2018	Gould, Robbie	34	33	.971**	53	1/1
2019	Gould, Robbie	31	23	.742	47	25/13
2020	Gould, Robbie	23	19	.826	52	17/8
2021	Gould, Robbie	23	20	.870	52	16/8
2022	Gould, Robbie	32	27	.844	51	20/12
2023	Moody, Jake	21	25	.840	57	20/9

* LONGEST FIELD GOAL IN NFL THAT YEAR; ** LEADER BASED ON FIELD GOAL PCT OF KICKERS WITH 15-OR-MORE MADE; DNQ - DID NOT QUALIFY FOR THE LEAGUE MINIMUM

49ERS YEARLY STATISTICAL LEADERS

KICKOFF RETURNS (BASED ON AVG.) (MIN. 20 RETURNS)							
YEAR	Player	No	Yds	Avg	Lg	TD	Rank
1946	Eshmont, Len	10	264	26.4	—	0	DNQ
1947	Eshmont, Len	9	177	19.7	—	0	DNQ
1948	Hall, Forrest	13	369	28.4	—	0	3
1949	Perry, Joe	14	337	24.1	—	0	5
1950	Cathcart, Sam	14	329	23.9	62	0	20
1951	Arenas, Joe	21	542	25.8	49	0	8
1952	McElhenny, Hugh	18	396	22.0	40	0	16
1953	Arenas, Joe	16	551	34.4	82	0	1
1954	Arenas, Joe	16	362	22.6	41	0	11
1955	Arenas, Joe	24	594	24.8	42	0	7
1956	Arenas, Joe	27	801	29.7	96t	1	2
1957	Arenas, Joe	24	657	27.4	64	0	2
1958	Smith, J.D.	15	356	23.7	39	0	8
1959	Lyles, Lenny	25	565	22.6	46	0	10
1960	Lyles, Lenny	17	526	30.9	97t	1	2
1961	Woodson, Abe	27	782	29.0	98t	1	3
1962	Woodson, Abe	37	1,157	31.3	79	0	1
1963	Woodson, Abe	29	935	32.2	103t	3	1
1964	Woodson, Abe	32	880	27.5	70	0	4
1965	Alexander, Kermit	32	741	23.2	46	0	20
1966	Alexander, Kermit	37	984	26.6	56	0	7
1967	Cunningham, Doug	31	826	26.6	94	0	5
1968	Alexander, Kermit	20	360	18.0	35	0	24
1969	Smith, Noland	14	310	22.1	60	0	DNQ
1970	Tucker, Bill	25	577	23.1	43	0	16/9
1971	Washington, Vic	33	858	26.0	74	0	12/8
1972	Washington, Vic	27	771	28.6	98t	1	4/3
1973	Washington, Vic	24	549	22.9	38	0	26/10
1974	Holmes, Mike	25	612	24.5	57	0	15/6
1975	Moore, Manfred	26	650	25.0	52	0	10/5
1976	Leonard, Anthony	26	553	21.3	39	0	29/13
1977	Hofer, Paul	36	871	24.2	48	0	12/7
1978	Williams, Dave	34	745	21.9	89t	1	23/8
1979	Owens, James	41	1,002	24.4	85t	1	5/3
1980	Owens, James	31	726	23.4	101t	1	4/3
1981	Lawrence, Amos	17	437	25.7	92t	1	3/2
1982	McLemore, Dana	16	353	22.1	45	0	18/9
1983	McLemore, Dana	30	576	19.2	39	0	30/14
1984	Monroe, Carl	27	561	20.8	44	0	19/9
1985	Monroe, Carl	28	717	25.6	95t	1	4/3
1986	Crawford, Derrick	15	280	18.7	34	0	DNQ
1987	Rodgers, Del	17	358	21.1	50	0	DNQ
1988	DuBose, Doug	32	608	19.0	44	0	27/11
1989	Flagler, Terrence	32	643	20.1	41	0	18/11
1990	Carter, Dexter	41	783	19.1	35	0	21/11
1991	Carter, Dexter	37	839	22.7	98t	1	5/3
1992	Logan, Marc	22	478	21.7	82	0	9/6
1993	Carter, Dexter	25	494	19.8	60	0	18/11
1994	Carter, Dexter	48	1,105	23.0	96t	1	15/11
1995	Carter, Dexter	23	522	22.7	46	0	DNQ
1996	Carter, Dexter	41	909	22.2	71	0	21/10
1997	Levy, Chuck	36	793	22.0	59	0	22/12
1998	Levy, Chuck	22	383	17.4	30	0	DNQ
1999	McQuarters, R.W.	26	568	21.8	37	0	DNQ
2000	Williams, Kevin	30	536	17.9	33	0	DNQ
2001	Sutherland, Vinny	50	1,140	22.8	65	0	19/11
2002	Williams, Jimmy	35	765	21.9	50	0	29/18
2003	Wilson, Cedrick	37	836	22.6	95t	1	16/10
2004	Robertson, Jamal	25	560	22.4	37	0	11/5
2005	Hicks, Maurice	34	689	20.3	40	0	36/18

PUNT RETURNS (BASED ON AVERAGE) (MIN. 10 RETURNS)							
Year	Player	No	Yds	Avg	Lg	TD	Rank
1946	Casanega, Ken	18	248	13.8	—	0	DNQ
1947	Vetrano, Joe	12	137	11.4	—	0	DNQ
1948	Cason, Jim	22	309	14.0	—	0	DNQ
1949	Cason, Jim	21	351	16.7	—	0	DNQ
1950	Cathcart, Sam	16	185	11.6	29	0	10
1951	Arenas, Joe	21	272	13.0	51	0	6
1952	McElhenny, Hugh	20	284	14.2	94t	1	5
1953	McElhenny, Hugh	15	104	6.9	25	0	7
1954	Arenas, Joe	23	117	5.1	23	0	6
1955	Arenas, Joe	21	55	2.6	7	0	17
1956	Arenas, Joe	19	117	6.2	67t	1	8
1957	Arenas, Joe	25	80	3.2	26	0	13
1958	McElhenny, Hugh	24	93	3.9	18	0	16
1959	Woodson, Abe	15	143	9.5	65	0	6
1960	Woodson, Abe	13	174	13.4	48	0	1
1961	Woodson, Abe	16	172	10.8	80t	1	4
1962	Woodson, Abe	19	179	9.4	85t	1	4
1963	Woodson, Abe	13	95	7.3	13	0	13
1964	Alexander, Kermit	21	189	9.0	70t	1	8
1965	Alexander, Kermit	35	262	7.5	40	0	7
1966	Alexander, Kermit	30	198	6.6	44t	4	6
1967	Cunningham, Doug	27	249	9.2	57	0	3
1968	Alexander, Kermit	24	87	3.6	26	0	16
1969	Smith, Noland	10	46	4.6	18	0	19
1970	Taylor, Bruce	43	516	12.0	76	0	2/1
1971	Taylor, Bruce	34	235	6.9	38	0	15/6
1972	McGill, Ralph	22	219	10.0	33	0	4/3
1973	Taylor, Bruce	15	207	13.8	61	0	1/1
1974	McGill, Ralph	20	161	8.3	47	0	20/13
1975	McGill, Ralph	31	290	9.4	34	0	18/9
1976	Leonard, Anthony	35	293	8.4	60t	1	20/9
1977	Leonard, Anthony	22	154	7.0	19	0	30/13
1978	Steptoe, Jack	11	129	11.7	28	0	DNQ
1979	Solomon, Freddie	23	142	6.2	14	0	23/9
1980	Solomon, Freddie	27	298	11.0	57t	2	3/2
1981	Hicks, Dwight	19	171	9.0	39	0	DNQ
1982	McLemore, Dana	7	156	22.3	93t	1	DNQ
1983	McLemore, Dana	31	331	10.7	56t	1	6/2
1984	McLemore, Dana	45	521	11.6	79t	1	4/2
1985	McLemore, Dana	38	258	6.8	22	0	21/9
1986	Griffin, Don	38	377	9.9	76t	1	5/2
1987	McLemore, Dana	21	265	12.6	83t	1	2/2
1988	Taylor, John	44	556	12.6	95t	2	1/1
1989	Taylor, John	36	417	11.6	37	0	5/4
1990	Taylor, John	26	212	8.2	30	0	13/8
1991	Taylor, John	31	267	8.6	24	0	9/5
1992	Grant, Alan	29	249	8.6	46	0	12/6
1993	Carter, Dexter	34	411	12.1	72t	1	5/2
1994	Carter, Dexter	38	321	8.4	26	0	14/11
1995	Taylor, John	11	56	5.1	11	0	DNQ
1996	Carter, Dexter	36	317	8.8	52	0	18/9
1997	Uwaezuoke, Iheanyi	34	373	11.0	36	0	11/6
1998	McQuarters, R.W.	47	406	8.6	72t	1	19/10
1999	McQuarters, R.W.	18	90	5.0	32	0	DNQ
2000	Williams, Kevin	26	220	8.5	25	0	DNQ
2001	Sutherland, Vinny	21	147	7.0	19	0	DNQ
2002	Williams, Jimmy	20	336	16.8	89t	1	1/1
2003	Williams, Jimmy	35	240	6.9	20	0	26/11
2004	Battle, Arnaz	31	266	8.6	71t	1	15/6
2005	Amey, Fred	11	125	11.4	75t	1	DNQ

49ERS YEARLY STATISTICAL LEADERS (CONT.)

KICKOFF RETURNS (BASED ON AVG.) (MIN. 20 RETURNS)

YEAR	Player	No	Yds	Avg	Lg	TD	Rank
2006	Hicks, Maurice	57	1,428	25.1	64	0	12/4
2007	Hicks, Maurice	63	1,502	23.8	55	0	20/9
2008	Rossum, Allen	47	1,259	26.8	104t	1	6/3
2009	Robinson, Michael	18	414	23.0	40	0	DNQ
2010	Ginn Jr., Ted	47	992	21.1	61	0	33/17
2011	Ginn Jr., Ted	29	800	27.6	102t	1	3/2
2012	James, LaMichael	14	417	29.8	62	0	DNQ
2013	James, LaMichael	12	321	26.8	41	0	DNQ
2014	Ellington, Bruce	24	614	25.6	38	0	7/3
2015	Ellington, Bruce	26	665	25.6	40	0	9/7
2016	Shepherd, JaCorey	21	456	21.7	41	0	9/7
2017	Bolden Jr., Victor	19	396	20.8	34	0	DNQ
2018	James, Richie	23	580	25.2	97t	1	7/2
2019	James, Richie	20	428	21.4	81	0	10/5
2020	McKinnon, Jerick	12	239	19.9	30	0	DNQ
2021	Cannon, Trenton	16	328	20.5	68	0	DNQ
2022	McCloud III, Ray-Ray	26	599	23.0	39	0	9/5
2023	McCloud III, Ray-Ray	10	225	22.5	34	0	DNQ

*DNQ – Insufficient returns to qualify for NFL rankings

PUNT RETURNS (BASED ON AVERAGE) (MIN. 20 RETURNS)

Year	Player	No	Yds	Avg	Lg	TD	Rank
2006	Williams, Brandon	22	147	6.7	25	0	28/15
2007	Lewis, Michael	44	336	7.6	51	0	18/9
2008	Rossum, Allen	15	223	14.9	45	0	DNQ
2009	Battle, Arnaz	21	61	2.9	18	0	28/13
2010	Ginn Jr., Ted	24	321	13.4	78t	1	3/2
2011	Ginn Jr., Ted	38	466	12.3	55t	1	4/3
2012	Ginn Jr., Ted	32	326	10.2	38	0	11/3
2013	James, LaMichael	23	251	10.9	40	0	10t/6t
2014	Ellington, Bruce	23	188	8.2	23	0	13/7
2015	Ellington, Bruce	19	137	7.2	36	0	DNQ
2016	Kerley, Jeremy	21	158	7.5	26	0	16/9
2017	Taylor, Trent	30	281	9.4	39	0	10/6
2018	Taylor, Trent	10	78	7.8	18	0	DNQ
2019	James, Richie	33	264	8.0	32	0	7t/3
2020	Taylor, Trent	9	112	12.4	20	0	DNQ
2021	Aiyuk, Brandon	29	208	7.2	27	0	13/5
2022	McCloud III, Ray-Ray	33	356	10.8	35	0	3/1
2023	McCloud III, Ray-Ray	24	203	8.5	19	0	20/9

*DNQ – Insufficient returns to qualify for NFL rankings

49ERS YEARLY STATISTICAL LEADERS

INTERCEPTIONS

Year	Player	No	Yds	Avg	Lg	TD	Rank
1946	Casanega, Ken	8	146	18.3	68	0	—
1947	Eshmont, Len	6	72	12.0	—	0	—
1948	Carr, Eddie	7	144	20.6	56	1	—
1949	Cason, Jim	9	152	19.9	—	0	—
1950	Powers, Jim	5	42	8.4	26	0	18t
1951	Wagner, Lowell	9	115	12.8	40	0	3t
1952	Wagner, Lowell	6	69	11.5	30	0	10t
1953	Berry, Rex	7	142	20.3	29	1	8t
1954	Berry, Rex	3	69	23.0	34t	1	29t
	Brown, Hardy	3	42	14.0	41t	1	29t
	Williams, Johnny	3	28	9.3	15	0	29t
	Arenas, Joe	3	26	8.7	26	0	29t
1955	Moegle, Dick	6	50	8.3	37	0	7t
1956	Moegle, Dick	6	75	12.5	31t	1	9t
1957	Moegle, Dick	8	107	13.4	40	0	6
1958	Ridlon, Jim	4	10	2.5	3	0	14t
1959	Baker, Dave	5	75	15.0	29	0	6t
1960	Baker, Dave	10	96	9.6	28	0	2t
1961	Baker, Dave	6	123	20.5	10	0	17t
1962	Woodson, Abe	2	31	15.5	31	0	92t
	Hazeltine, Matt	2	24	12.0	12	0	92t
	Pine, Ed	2	16	8.0	13	0	92t
	Mertens, Jerry	2	0	0	0	0	92t
1963	Alexander, Kermit	5	72	17.4	38	0	25t
1964	Alexander, Kermit	5	65	13.0	24	0	22t
1965	Johnson, Jimmy	6	47	7.8	26	0	8t
1966	Alexander, Kermit	4	73	18.3	55	0	32t
	Johnson, Jimmy	4	57	14.3	35t	1	32t
1967	Alexander, Kermit	5	72	14.4	48	0	21t
1968	Alexander, Kermit	9	155	17.2	66t	1	3
1969	Alexander, Kermit	5	39	7.8	22	0	15t
	Johnson, Jimmy	5	18	3.6	18	0	15t
1970	Taylor, Bruce	3	70	23.3	70	0	46t/23t
	Phillips, Mel	3	49	16.3	35t	1	46t/23t
	Nunley, Frank	3	42	14.0	24	0	46t/23t
	Taylor, Roosevelt	3	27	9.0	19	0	46t/23t
1971	Taylor, Bruce	3	68	22.7	49	0	58t/29t
	Johnson, Jimmy	3	16	5.3	10	0	58t/29t
	Taylor, Roosevelt	3	13	4.3	13	0	58t/29t
1972	Johnson, Jimmy	4	18	4.5	15	0	20t/7t
1973	Taylor, Bruce	6	30	5.0	22	0	4t/2t
1974	McGill, Ralph	5	71	14.2	45	0	13t/6t
1975	Taylor, Bruce	3	29	9.7	15	0	54t/26t
1976	Rhodes, Bruce	3	42	14.0	30	0	43t/24t
1977	Washington, Dave	2	68	34.0	50	0	91t/37t
	Phillips, Mel	2	23	11.5	23	0	91t/37t
1978	Crist, Chuck	6	59	26.5	32	0	10t/9t
1979	Hicks, Dwight	5	57	11.4	29	0	17t/8t
1980	Hicks, Dwight	4	73	18.3	44	0	39t/17t
	Churchman, Ricky	4	7	1.8	7	0	39t/17t
1981	Hicks, Dwight	9	239	26.6	72	1	3t/2t
1982	Hicks, Dwight	3	5	1.7	3	0	21t/8t
1983	Wright, Eric	7	164	23.4	60t	2	6t/4t
1984	Turner, Keena	4	51	12.8	21	0	33t/17t
	Lott, Ronnie	4	26	6.5	15	0	33t/17t
1985	Lott, Ronnie	6	68	11.3	25	0	10t/3t
1986	Lott, Ronnie	10	134	13.4	57t	1	1/1
1987	Lott, Ronnie	5	62	12.4	34	0	7t/4t
	Griffin, Don	5	1	0.2	1	0	7t/4t

Year	Player	No	Yds	Avg	Lg	TD	Rank
1988	McKyer, Tim	7	11	1.6	7	0	6t/5
1989	Lott, Ronnie	5	34	6.8	28	0	17t/9t
1990	Waymer, Dave	7	64	9.1	24	0	3t/2t
1991	Waymer, Dave	4	77	19.3	42	0	23t/13t
1992	Griffin, Don	5	4	0.8	2	0	15t/5t
1993	McGruder, Michael	5	89	17.8	37	1	14t/6t
1994	Hanks, Merton	7	93	13.3	38	0	4t/4t
1995	Drakeford, Tyrone	5	54	10.8	37	0	15t/10t
	Hanks, Merton	5	31	6.2	23	0	15t/10t
1996	Pope, Marquez	6	98	16.3	55t	1	4t/2t
1997	Hanks, Merton	6	103	17.2	55t	1	5t/3t
1998	Walker, Darnell	4	78	19.5	36	0	24t/11t
	Hanks, Merton	4	37	9.3	37	0	24t/11t
	Bronson, Zack	4	34	8.5	28	0	24t/11t
	McDonald, Tim	4	22	5.5	18	0	24t/11t
1999	Schulters, Lance	6	127	21.2	64t	1	6t/3t
2000	Bronson, Zack	3	75	25.0	43	0	46t/21t
	Montgomery, Monty	3	68	22.7	46t	1	46t/21t
2001	Bronson, Zack	7	165	23.6	97t	2	7t/4t
	Plummer, Ahmed	7	45	6.4	24	0	7t/4t
2002	Parrish, Tony	7	204	29.1	60	0	3t/2t
2003	Parrish, Tony	9	202	22.4	49	0	1t/1t
2004	Parrish, Tony	4	64	16.0	26	0	21t/10t
2005	Spencer, Shawntae	4	85	21.3	61t	1	19t/9t
	Adams, Mike	4	36	9.0	40t	1	19t/9t
2006	Harris, Walt	8	84	10.5	42	1	3t/1t
2007	Clements, Nate	4	74	18.5	62	0	23t/11t
	Harris, Walt	4	42	10.5	23	0	23t/11t
2008	Harris, Walt	3	25	8.3	24	0	30t/13t
	Spikes, Takeo	3	14	4.7	13	0	30t/13t
2009	Goldson, Dashon	4	39	9.8	34	0	23t/14t
2010	Clements, Nate	3	46	15.3	39	0	31t/21t
	Spikes, Takeo	3	9	3.0	6	0	31t/21t
	Spencer, Shawntae	3	0	0.0	0	0	31t/21t
2011	Goldson, Dashon	6	53	8.8	21	0	4t/2t
	Rogers, Carlos	6	106	17.7	31t	1	4t/2t
2012	Goldson, Dashon	3	21	7.0	20	0	29t/17t
2013	Brock, Tramaine	5	82	16.4	41	1	5t/5t
2014	Cox, Perrish	5	12	2.4	10	0	3t/2t
2015	Acker, Kenneth	3	45	15.0	45	0	24t/10t
	Brock, Tramaine	3	26	8.7	26	0	24t/10t
2016	Hodges, Gerald	2	27	13.5	21	0	47t/23t
2017	Armstrong, Ray-Ray	2	29	14.5	29	0	53t/28t
	Reid, Eric	2	0	0.0	0	0	53t/28t
	Witherspoon, A.	2	42	21.0	23	0	53t/28t
2018	Exum Jr., Antone	1	32	32.0	32	1	99t/46t
	Tartt, Jaquiski	1	23	23.0	23	0	99t/46t
2019	Sherman, Richard	3	65	21.7	31t	1	20t/7t
2020	Taylor, Jamar	2	8	4.0	8	0	41t/22t
	Verrett, Jason	2	0	0.0	0	0	41t/22t
	Warner, Fred	2	3	1.5	3	0	41t/22t
2021	Ward, Jimmie	2	27	13.5	27	1	47t/26t
2022	Gipson Sr., Tashaun	5	141	28.2	56	0	5t/3t
2023	Ward, Charvarius	5	91	18.2	66t	1	4t/3

49ERS YEARLY STATISTICAL LEADERS

ALL-PURPOSE YARDS (SINCE 1950)

Year	Player	Rush		Rec		Off	Punt Ret		Kick Ret		Ret	Def	Tot
		No	Yds	No	Yds	Yds	No	Yds	No	Yds	Yds	Yds	Yds
1950	Perry, Joe	124	647	13	69	716	0	0	12	223	0	0	939
1951	Perry, Joe	136	677	18	167	844	0	0	1	32	0	0	876
1952	McElhenny, Hugh	98	684	26	367	1,051	20	284	20	284	680	0	1,731
1953	McElhenny, Hugh	112	503	30	474	977	15	104	15	368	472	0	1,449
1954	Perry, Joe	173	1,049	26	203	1,252	0	0	0	0	0	0	1,252
1955	Wilson, Billy	0	0	53	831	831	0	0	0	0	0	0	831
1956	McElhenny, Hugh	185	916	16	193	1,109	15	38	13	300	338	0	1,447
1957	McElhenny, Hugh	102	478	37	458	936	0	0	0	0	0	0	936
1958	Perry, Joe	125	758	23	218	976	0	0	0	0	0	0	976
1959	Smith, J.D.	207	1,036	13	133	1,169	0	0	0	0	0	0	1,169
1960	Smith, J.D.	174	780	36	181	961	0	0	0	0	0	0	961
1961	Smith, J.D.	167	823	28	343	1,166	0	0	0	0	0	0	1,166
1962	Woodson, Abe	0	0	0	0	0	19	179	37	1,157	1,336	0	1,336
1963	Woodson, Abe	0	0	0	0	0	13	95	29	935	1,030	0	1,030
1964	Woodson, Abe	0	0	0	0	0	22	133	32	880	1,013	0	1,013
1965	Parks, Dave	0	0	80	1,344	1,344	0	0	0	0	0	0	1,344
1966	Alexander, Kermit	0	0	0	0	0	30	198	37	984	1,182	0	1,182
1967	Cunningham, Doug	0	0	0	0	0	27	249	31	826	1,075	0	1,075
1968	Willard, Ken	227	967	36	232	1,199	0	0	0	0	0	0	1,199
1969	Cunningham, Doug	147	541	51	484	1,025	0	0	0	0	0	0	1,025
1970	Washington, Gene	0	0	53	1,100	1,100	0	0	0	0	0	0	1,100
1971	Washington, Vic	191	811	36	317	1,128	0	0	33	858	858	0	1,986
1972	Washington, Vic	141	468	43	393	861	0	0	27	771	771	0	1,632
1973	McGill, Ralph	0	0	0	0	0	22	186	17	374	560	0	560
1974	Jackson, Wilbur	174	705	23	190	895	0	0	0	0	0	0	895
1975	Williams, Delvin	117	631	34	370	1,001	0	0	0	0	0	0	1,001
1976	Williams, Delvin	248	1,203	27	283	1,486	0	0	0	0	0	0	1,486
1977	Williams, Delvin	268	931	20	179	1,110	0	0	0	0	0	0	1,110
1978	Williams, Dave	0	0	0	0	0	0	0	34	745	745	0	745
1979	Hofer, Paul	123	615	58	662	1,277	0	0	0	0	0	0	1,277
1980	Cooper, Earl	171	720	83	567	1,287	0	0	0	0	0	0	1,287
1981	Clark, Dwight	3	32	85	1,105	1,137	0	0	0	0	0	0	1,137
1982	Clark, Dwight	0	0	60	913	913	0	0	0	0	0	0	913
1983	Craig, Roger	176	725	48	427	1,152	0	0	0	0	0	0	1,152
1984	Tyler, Wendell	246	1,262	28	230	1,492	0	0	0	0	0	0	1,492
1985	Craig, Roger	214	1,050	92	1,016	2,066	0	0	0	0	0	0	2,066
1986	Rice, Jerry	10	72	86	1,570	1,642	0	0	0	0	0	0	1,642
1987	Craig, Roger	215	815	66	492	1,307	0	0	0	0	0	0	1,307
1988	Craig, Roger	310	1,502	76	534	2,036	0	0	0	0	0	0	2,036
1989	Taylor, John	1	6	60	1,077	1,083	36	417	2	51	468	0	1,551
1990	Rice, Jerry	2	0	100	1,502	1,502	0	0	0	0	0	0	1,502
1991	Rice, Jerry	1	2	80	1,206	1,208	0	0	0	0	0	0	1,208
1992	Watters, Ricky	206	1,013	43	405	1,418	0	0	0	0	0	0	1,418
1993	Rice, Jerry	3	69	98	1,503	1,572	0	0	0	0	0	0	1,572
1994	Watters, Ricky	239	877	66	719	1,596	0	0	0	0	0	0	1,596
1995	Rice, Jerry	5	36	122	1,848	1,884	0	0	0	0	0	0	1,884
1996	Rice, Jerry	11	77	108	1,254	1,331	0	0	0	0	0	0	1,331
1997	Hearst, Garrison	234	1,019	21	194	1,213	0	0	0	0	0	0	1,213
1998	Hearst, Garrison	310	1,570	39	535	2,105	0	0	0	0	0	0	2,105
1999	Garner, Charlie	241	1,229	56	535	1,764	0	0	0	0	0	0	1,764
2000	Garner, Charlie	258	1,142	68	647	1,789	0	0	0	0	0	0	1,789
2001	Hearst, Garrison	252	1,206	41	347	1,553	0	0	0	0	0	0	1,553
2002	Owens, Terrell	7	79	100	1,300	1,379	0	0	0	0	0	0	1,379
2003	Barlow, Kevan	201	1,024	35	307	1,331	0	0	0	0	0	0	1,331
2004	Barlow, Kevan	244	822	35	212	1,034	0	0	0	0	0	0	1,034
2005	Hicks, Maurice	59	308	3	12	320	0	0	34	689	689	0	1,009
2006	Gore, Frank	312	1,695	61	485	2,180	0	0	0	0	0	0	2,180
2007	Gore, Frank	260	1,102	53	436	1,538	0	0	0	0	0	0	1,538
2008	Rossum, Allen	1	1	1	4	5	15	223	47	1,259	1,482	0	1,487
2009	Gore, Frank	229	1,120	52	406	1,526	0	0	0	0	0	0	1,526
2010	Ginn Jr., Ted	2	11	12	163	174	24	321	47	992	1,313	0	1,487
2011	Gore, Frank	282	1,211	17	114	1,325	0	0	0	0	0	0	1,325
2012	Gore, Frank	258	1,214	28	234	1,448	0	0	0	0	0	0	1,448
2013	Gore, Frank	292	1,128	16	141	1,269	0	0	0	0	0	0	1,269
2014	Gore, Frank	255	1,106	11	111	1,217	0	0	0	0	0	0	1,217
2015	Boldin, Anquan	0	0	69	789	789	0	0	0	0	0	0	789
2016	Hyde, Carlos	217	988	27	163	1,151	0	0	0	0	0	0	1,151
2017	Hyde, Carlos	240	938	59	350	1,288	0	0	0	0	0	0	1,288
2018	Kittle, George	1	10	88	1,377	1,387	0	0	0	0	0	0	1,387
2019	Kittle, George	5	22	85	1,053	1,075	0	0	0	0	0	0	1,075
2020	Aiyuk, Brandon	6	77	60	748	825	2	26	0	0	26	0	856
2021	Samuel Sr., Deebo	59	365	77	1,405	1,770	0	0	3	75	75	0	1,845
2022	McCaffrey, Christian	159	746	52	464	1,210	0	0	0	0	0	0	1,210
2023	McCaffrey, Christian	272	1,459	67	564	2,023	0	0	0	0	0	0	2,023

BEST PERFORMANCES VS. 49ERS

SCORING

Points

36 Gale Sayers, at Chi. (12/12/65)

Touchdowns

6 Gale Sayers, at Chi. (12/12/65)

PATs

8 Rafael Septien, at Dal. (10/12/80)

8 Paige Cothren, vs. LA Rams (10/5/58)

PAT Attempts

8 Rafael Septien, at Dal. (10/12/80)

8 Paige Cothren, vs. LA Rams (10/5/58)

Field Goals

6 Neil Rackers, at Arz. in Mexico City (10/2/05)

5 Jason Sanders, vs. Mia. (10/11/20)

5 Morten Andersen, at Atl. (9/3/00)

5 Chris Jacke, at GB (10/14/96)

5 Morten Andersen, at NO (10/25/87)

5 Lou Michaels, at Bal. (9/25/66)

Field Goal Attempts

7 Morten Andersen, at NO (10/25/87)

Long Field Goal

59 Graham Gano, at Was. (11/6/11)

59 Morten Andersen, at Atl. (12/24/95)

56 Al Del Greco, at Hou. (10/27/96)

55 Brandon McManus, at Den. (9/25/22)

55 John Kasay, at Car. (10/24/10)

54 Josh Brown, at StL (1/3/10)

54 Jan Stenerud, vs. KC (12/6/71)

RUSHING

Attempts

35 Clinton Portis, vs. Was. (12/18/04)

Marcel Shipp, at Arz. (10/26/03)

32 Calvin Hill, at Dal. (11/10/74)

Steven Jackson, at StL Rams (12/21/08)

Yards

209 Thomas Rawls, at Sea. (11/22/15), 30 att.

192 Erric Pegram, vs. Atl. (9/19/93), 27 att.

181 Willie Galimore, vs. Chi. (9/16/62), 22 att.

175 Barry Sanders, vs. Det. (12/23/96), 28 att.

174 Rudi Johnson, at Cin. (12/14/03), 21 att.

174 Leroy Kelly, vs. Cle. (11/3/68), 27 att.

Touchdowns

4 LaDainian Tomlinson, vs. SD (10/15/06)

Gale Sayers, at Chi. (12/12/65)

Rick Casares, vs. Chi. (10/28/56)

Long

84t Chester Taylor, vs. Min. (12/9/07)

PASSING

Attempts

65 Tom Brady, at NE (12/16/12)

61 Brett Favre, at GB (10/14/96)

60 Richard Todd, at NYJ (9/21/80)

58 Glenn Foley, vs. NYJ (9/6/98)

58 Jay Schroeder, at Was. (12/1/85)

Completions

42 Richard Todd, at NYJ (9/21/80)

41 Eli Manning, at NYG (10/11/15)

38 Jared Goff, at Det. (9/12/21)

37 Matt Ryan, vs. Atl. (12/23/13)

36 Tom Brady, at NE (12/16/12)

Yards

484 Kurt Warner, at Arz. (11/25/07)

471 Brad Johnson, vs. Was. (12/26/99)

460 Don Meredith, vs. Dal. (11/10/63)

447 Richard Todd, at NYJ (9/21/80)

444 Dan Fouts vs. SD (12/11/82)

Touchdowns

5 Drew Brees, at NO (12/8/19)

5 Donovan McNabb, at Phi. (9/18/05)

5 Kurt Warner, at StL (10/10/99)

5 Vince Ferragamo, at LA Rams (10/23/83)

5 Dan Fouts, vs. SD (12/11/82)

Interceptions

7 Steve DeBerg, at TB (9/7/86)

6 Steve Grogan, vs. NE (11/30/80)

Long

96t Tobin Rote to Billy Grimes, vs. GB (12/10/50)

Times Sacked

10 Phil Simms, vs. NYG (11/23/80)

10 James Harris, at LA Rams (10/11/76)

10 Bill Munson, vs. LA Rams (12/6/64)

RECEIVING

Receptions

17 Clark Gaines, at NYJ (9/21/80)

14 DeAndre Hopkins vs. Arz. (9/13/20)

14 Roy Helu Jr. at Was. (11/6/11)

13 Julio Jones, vs. Atl. (12/15/19)

12 Davante Adams vs. GB (9/26/21)

12 DK Metcalf at Sea. (11/1/20)

12 Roddy White, vs. Atl. (12/23/13)

12 Reggie Wayne, at Ind. (11/1/09)

12 Tim Hightower, at Ari. (9/13/09)

12 Cris Carter, vs. Min. (12/18/95)

12 Michael Irvin, at Dal. (10/17/93)

Yards

220 Don Beebe, at GB (10/14/96)

214 Harlon Hill, vs. Chi. (10/31/54)

213 Terrell Owens, at Dal. (11/23/08)

210 Roddy White, vs. Atl. (10/11/09)

202 Paul Flatley, vs. Min. (10/24/65)

Touchdowns

4 Isaac Bruce, at StL (10/10/99)

4 Ahmad Rashad, at Min. (9/2/79)

4 Harlon Hill, vs. Chi. (10/31/54)

Long

96t Billy Grimes, vs. GB (12/10/50)

INTERCEPTIONS

Interceptions

3 Bill Simpson, vs. LA Rams (11/20/77)

3 Gene Howard, at LA Rams (11/21/71)

3 Roy Winston, vs. Min. (10/25/64)

3 Jerry Richardson, at LAN (10/18/64)

3 Donald Doll, at Det. (10/8/50)

Yards

107 Aaron Martin, at LA Rams (10/18/64)

101 Tom Pridemore, at Atl. (9/20/81)

Long

101t Tom Pridemore, at Atl. (9/20/81)

SACKS

Sacks

4.5 Kevin Greene, vs. LA Rams (12/18/88)

4.0 Aaron Donald, vs. LA Rams (10/21/18)

3.5 Michael Bennett, at Sea. (11/22/15)

PUNTING

Punts

12 Wilbur Summers, vs. Det. (10/23/77)

12 Rusty Jackson, vs. LA Rams (11/21/76)

Average

58.5 Reggie Roby, at Mia. (9/28/86) (min. 4 pts)

Long

90 Don Chandler, at GB (10/10/65)

PUNT RETURNS

Returns

8 Rolland Lawrence, vs. Atl. (10/9/77)

7 Nate Burleson, at Sea. (12/6/09)

7 Alvin Pearman, at Jac. (12/18/05)

7 J.T. Smith, at Phx. (11/6/88)

7 Robbie Martin, vs. Ind. (10/5/86)

7 LeRoy Irvin, vs. LA Rams (10/25/81)

7 Roland Lawrence, vs. Atl. (10/23/76)

Yards

184 Tom Watkins, at Det. (10/6/63)

Long

90t Tom Watkins, at Det. (10/6/63)

KICKOFF RETURNS

Returns

9 Ahmad Merritt, vs. Chi. (9/7/03)

9 Eric Metcalf, vs. Atl. (9/29/96)

Yards

222 Leon Washington, vs. Sea. (12/12/10)

208 Ron Smith, at Chi. (11/19/72)

Long

101 Percy Harvin, at Min. (9/27/09)

101 Mel Gray, vs. NO (9/21/86)

49ERS SINGLE-SEASON TEAM RECORDS

SCORING

Most Points Scored
 505 (1994, 16 games)
 491 (2023, 17 games)
 479 (2019, 16 games)
 479 (1998, 16 games)

Highest Average
 31.6 (1994, 16 games)
 31.0 (1953, 12 games)
 30.6 (1987, 15 games)

Fewest Points Scored
 198 (1963, 14 games)
 208 (1960, 12 games)
 209 (1982, 9 games)
 213 (1950, 12 games)

Lowest Average
 13.7 (2007, 16 games)
 13.7 (1978, 16 games)
 14.1 (1963, 14 games)

TOUCHDOWNS

Most Scored
 66 (1994, 16 games)
 61 (2023, 17 games)
 (1998, 16 games)
 (1993, 16 games)

Fewest Scored
 21 (1960, 12 games)
 23 (2005, 16 games)

Most Allowed
 56 (2016, 16 games)
 54 (2004, 16 games)
 (1979, 16 games)
 53 (1999, 16 games)

Fewest Allowed
 23 (2011, 16 games)
 23 (1971, 14 games)
 24 (1984, 16 games)
 24 (1982, 9 games)
 24 (1951, 12 games)

Most by Rushing Allowed
 25 (2016, 16 games)
 24 (1979, 16 games)
 (1955, 12 games)
 23 (1956, 12 games)

Most by Passing Allowed
 36 (1999, 16 games)
 35 (2018, 16 games)
 30 (2016, 16 games)
 29 (1980, 16 games)

KICKING

Most Field Goals Made
 44 (2011, 16 games)
 39 (2017, 16 games)
 33 (2018, 16 games)
 32 (2013, 16 games)
 30 (2019, 16 games)
 30 (1996, 16 games)

Most PATs Made
 60 (2023, 17 games)
 60 (1994, 16 games)
 59 (1993, 16 games)
 58 (2023, 16 games)

RUSHING

Most Attempts
 585 (1978, 16 games)
 576 (1976, 14 games)
 564 (1977, 14 games)

Most Yards Gained
 2,544 (1998, 16 games)
 2,523 (1988, 16 games)
 2,498 (1954, 12 games)

Highest Average
 5.7 (1954, 12 games)
 5.2 (1998, 16 games)
 5.1 (2012, 16 games)

Most Touchdowns
 28 (1954, 12 games)
 27 (2023, 17 games)
 27 (1961, 14 games)

PASSING

Most Attempts
 644 (1995, 16 games)
 607 (2017, 16 games)
 602 (1979, 16 games)
 597 (1980, 16 games)
 583 (2000, 16 games)
 583 (1990, 16 games)

Most Completions
 432 (1995, 16 games)
 371 (2020, 16 games)
 366 (2000, 16 games)
 363 (1980, 16 games)
 362 (2017, 16 games)

Highest Completion Pct.
 70.3 (1994, 16 games)
 70.2 (1989, 16 games)
 69.2 (2019, 16 games)
 68.4 (2023, 17 games)
 67.6 (1993, 16 games)
 67.1 (1995, 16 games)

Most Yds Gained (Gross)
 4,779 (1995, 16 games)
 4,584 (1989, 16 games)
 4,510 (1998, 16 games)
 4,480 (1993, 16 games)
 4,437 (2021, 17 games)

Most Touchdowns
 44 (1987, 15 games)
 41 (1998, 16 games)
 37 (1994, 16 games)
 35 (1965, 14 games)
 35 (1989, 16 games)

Highest Avg. Gain Per Att.
 9.49 (1989, 16 games)
 8.84 (1961, 14 games)
 8.63 (2021, 17 games)

TOTAL NET YARDS

Most Yards Gained
 6,800 (1998, 16 games)
 6,773 (2023, 17 games)
 6,435 (1993, 16 games)
 6,387 (2021, 17 games)
 6,366 (1984, 16 games)

FIRST DOWNS

Most First Downs
 383 (2023, 17 games)
 381 (1998, 16 games)
 372 (1993, 16 games)
 362 (1994, 16 games)

Most by Rushing
 147 (2023, 17 games)
 141 (2002, 16 games)
 141 (1988, 16 games)
 138 (1984, 16 games)

Most by Passing
 231 (1995, 16 games)
 223 (1998, 16 games)
 217 (2020, 16 games)

Most by Penalty
 45 (2018, 16 games)
 34 (2014, 16 games)
 34 (1978, 16 games)
 32 (2020, 16 games)
 31 (2021, 17 games)
 31 (2019, 16 games)
 31 (2011, 16 games)

FUMBLES

Most Opp. Fumbles Recovered
 27 (1978, 16 games)
 22 (1959, 12 games)
 21 (1981, 16 games)
 21 (1950, 12 games)

INTERCEPTIONS

Most Thrown
 36 (1978, 16 games)
 29 (1958, 12 games)
 28 (1974, 14 games)
 28 (1955, 12 games)

Most Intercepted
 39 (1986, 16 games)
 33 (1951, 12 games)
 27 (1981, 16 games)

PENALTIES

Most Penalties
 134 (2000, 16 games)
 133 (1998, 16 games)
 123 (2017, 16 games)

Most Yards Penalized
 1,156 (1998, 16 games)
 1,135 (2000, 16 games)
 1,066 (2021, 17 games)

QUARTERBACK SACKS*

Most Sacks Recorded
 60 (1985, 16 games)
 57 (1983, 16 games)
 54 (1997, 16 games)

Most Sacks Allowed
 55 (2008, 16 games)
 55 (2007, 16 games)
 53 (1998, 16 games)

Fewest Sacks Allowed
 20 (1982, 9 games)
 22 (2002, 16 games)
 24 (1991, 16 games)

*Since 1982

Best Season, Win Percentage
 .938 – 1984

Best Season, Win Total
 Won 15, Lost 1 – 1984

Worst Season, Win Percentage
 .125 – 1978, 1979, 2004, 2016

Longest Winning Streak
 15 – 11/27/89 to 11/18/90

Longest Winning Streak at Home
 19 – 12/23/96 to 10/3/99

Longest Losing Streak at Home
 11 – 10/2/16 to 11/5/17

Longest Winning Streak on Road
 18 – 11/27/88 to 12/30/90

Longest Losing Streak on Road
 18 – 12/4/77 to 12/16/79

Longest Losing Streak
 13 – 9/18/16 to 12/18/16

Most Consecutive Wins to Start Season
 10 – 1990

Most Consecutive Wins to End Season
 10 – 2022

Most Consecutive Losses to Start Season
 9 – 2017

Most Consecutive Losses to End Season
 5 – 1963

Total Shutouts by 49ers
 32 – Last vs. NO (11/27/22)

Most Shutouts in a Season
 3 – 2001

Most Consecutive Games Scored Points
 420 – 10/16/77 to 9/19/04

Largest Comeback Victory
 38–35 (OT) victory vs. New Orleans at Candlestick Park, December 7, 1980 (came back from 35–7 deficit in 2nd qtr.)



49ERS SINGLE-GAME TEAM RECORDS

SCORING

Most Points Scored

- 56 vs. Atl. (10/18/92)
- 55 at Det. (12/19/93)
- 52 vs. Chi. (12/23/91)
- 52 vs. Chi. (12/19/65)
- 51 vs. Min. (12/8/84)
- 51 vs. Car. (10/27/19)

Most Points Allowed

- 61 at Chi. (12/12/65)
- 59 at Dal. (10/12/80)
- 56 vs. LAN (11/9/58)

Most Points by Both Teams

- 94 49ers 48, Saints 46 (at NO), 12/8/19
- 83 49ers 41, Vikings 42 (at SF), 10/24/65
- 81 49ers 20, Bears 61 (at Chi.), 12/12/65

Most Points Scored in 1st Quarter

- 27 vs. GB (12/7/58)
- 21 (Several times) Last: vs. Min. (12/18/95)

Most Points Allowed in 1st Quarter

- 24 at Chi. (10/29/06)

Most Points Scored in 2nd Quarter

- 28 at Min. (9/8/83)
- 28 vs. LA Rams (10/28/51)
- 24 (Several times) Last: at Det. (9/12/21)

Most Points Allowed in 2nd Quarter

- 28 at Min. (9/29/63)
- 27 at NYG (10/14/79)

Most Points Scored in 1st Half

- 42 vs. Atl. (10/18/92)
- 41 at Min. (9/8/83)
- 38 vs. LA Rams (10/28/51)

Most Points Allowed in 1st Half

- 41 at Chi. (10/29/06)
- 38 at Dal. (10/12/80)

Most Points Scored in 3rd Quarter

- 21 vs. Arz. (1/2/11)
- 21 at NO (9/4/88)
- 21 at StL (9/18/83)
- 21 vs. Hou. (12/13/81)
- 21 vs. NO (10/21/73)

Most Points Allowed in 3rd Quarter

- 24 vs. StL (10/6/74)
- 21 (Several times) Last: at Den. (10/19/14)

Most Points Scored in 4th Quarter

- 28 vs. Chi. (12/22/91)
- 28 at Phi. (9/24/89)
- 28 at LA Rams (10/23/83)

Most Points Allowed in 4th Quarter

- 28 at StL (12/30/02)
- 24 at NE (12/16/12)
- 23 vs. Phi. (10/12/08)

Most Points Scored in 2nd Half

- 35 vs. Atl. (9/15/85)
- 31 at LA Rams (10/23/83)
- 30 vs. NO (10/21/73)

Most Points Allowed in 2nd Half

- 36 at NO (11/23/69)
- 35 at Jac. (9/12/99)

Most Decisive Victory

- 49 49ers 49 at Lions 0, 10/1/61

Most Decisive Loss

- 45 Cowboys 59 vs. 49ers 14, 10/12/80

TOUCHDOWNS

Most Scored

- 8 vs. Atl. (10/18/92)
- 7 vs. Car. (10/27/19)
- 7 vs. Arz. (12/7/03)
- 7 at Det. (12/19/93)
- 7 vs. Chi. (12/23/91)
- 7 vs. LA Rams (12/27/87)
- 7 at Atl. (10/29/72)
- 7 vs. Chi. (9/19/65)
- 7 at Det. (10/1/61)
- 7 vs. GB (12/7/58)
- 7 vs. Dal. Texans (10/26/52)

Most Allowed

- 9 at Chi. (12/12/65)
- 8 at Dal. (10/12/80)
- 8 at LA Rams (11/9/58)

Most Scored by Rushing

- 6 at Det. (10/1/61)

Most Allowed by Rushing

- 5 at Chi. (12/12/65)
- 5 vs. Chi. (10/28/56)
- 5 vs. Cle. (10/2/55)

Most Scored by Passing

- 6 at Atl. (10/14/90)

Most Allowed by Passing

- 5 (7 times) Last: at NO (12/8/19)

KICKING

Most Field Goals Made

- 6 vs. Ten. (12/17/17)
- 6 vs. Atl. (9/29/96)
- 6 at NO (10/16/83)

Most Field Goals Allowed

- 6 vs. Arz. (10/2/05), Mex. City

NET YARDS

Most Yards Gained

- 621 vs. Buf. (10/7/12) (311 rush, 310 pass)
- 598 vs. Buf. (9/13/92) (159 rush, 439 pass)
- 597 vs. Bal. (12/13/53) (252 rush, 345 pass)
- 590 vs. Atl. (10/18/92) (191 rush, 399 pass)

Most Yards Allowed

- 584 at Chi. (12/12/65) (183 rush, 401 pass)
- 583 at Phi. (9/18/05) (140 rush, 443 pass)
- 577 vs. LA Rams (11/9/58) (324 rush, 253 pass)

Fewest Yards Gained

- 61 at Det. (10/6/63) (71 rush, -10 pass)
- 81 vs. GB (12/10/60) (71 rush, 10 pass)
- 88 vs. LA Rams (11/21/76) (70 rush, 18 pass)

Fewest Yards Allowed

- 44 vs. Atl. (10/23/76) (83 rush, -39 pass)
- 65 at Det. (10/12/52) (40 rush, 25 pass)
- 82 vs. NO (10/21/73) (97 rush, -15 pass)

FIRST DOWNS

Most First Downs

- 36 vs. Ind. (10/18/98)
- 33 vs. Hou. (11/8/87)
- 32 vs. LA Rams (11/20/94)

Most First Downs Allowed

- 32 at NE (12/16/12)
- 32 at StL (9/17/00)

Fewest First Downs

- 3 vs. Bal. (11/22/59)
- 5 at Bal. (10/13/63)

Fewest First Downs Allowed

- 2 vs. NO (10/21/73)
- 4 at Det. (10/12/52)

Most by Rushing

- 21 vs. Det. (12/14/98)
- 20 at Min. (10/15/61)

Fewest by Rushing

- 0 at Min. (12/14/69)
- 0 at Bal. (10/13/63)

Most Allowed by Rushing

- 19 at GB (10/11/59)

Fewest Allowed by Rushing

- 0 (8 times) Last: at StL (9/26/13)

Most by Passing

- 24 at Cin. (12/5/99)
- 24 at Atl. (10/14/90)

Most Allowed by Passing

- 25 at NYJ (9/21/80)
- 23 vs. Dal. (11/10/63)

Fewest by Passing

- 1 (6 times) Last: vs. TB (10/30/05)

Fewest Allowed by Passing

- 0 vs. NO (10/21/73)
- 0 vs. LA Rams (10/10/71)

Most by Penalty

- 8 at NO (10/11/98)

Most Allowed by Penalty

- 8 vs. Oak. (10/8/00)

RUSHING

Most Attempts

- 59 at Min. (12/4/77)
- 56 vs. Det. (10/25/63)
- 56 at GB (Milw.) (10/10/54)
- 56 vs. Bal. (10/29/50)

Most Attempts Allowed

- 62 at Chi. (11/19/50)
- 59 at Dal. (10/12/80)

Fewest Attempts

- 10 at GB (11/22/09)

Most Yards Gained

- 355 vs. SD (12/20/14)
- 328 vs. Det. (12/14/98)
- 324 at Min. (10/15/61)

Most Yards Allowed

- 324 at LA Rams (11/9/58)

Fewest Yards Gained

- 5 vs. Hou. (12/7/75)
- 12 at Min. (12/14/69)

Fewest Yards Allowed

- 7 at Arz. (10/29/12)
- 7 at NO (10/1/72)

49ERS SINGLE-GAME TEAM RECORDS

PASSING

Most Attempts

- 63 vs. Phi. (11/25/02)
- 60 at Was. (12/17/86)
- 57 vs. Arz. (10/10/04)
- 57 at Atl. (10/6/85)

Most Attempts Allowed

- 65 at NE (12/16/12)
- 61 at GB (10/14/96)
- 60 at NYJ (9/21/80)
- 58 vs. NYJ (9/6/98)
- 58 at Mia. (9/28/86)
- 58 at Was. (12/1/85)

Fewest Attempts

- 8 vs. NO (11/27/77)
- 8 vs. Min. (11/29/76)
- 12 at Atl. (11/6/77)
- 12 at GB (9/12/76)
- 12 vs. LAN (10/28/51)

Fewest Attempts Allowed

- 4 vs. NO (10/15/78)
- 6 at NYG (10/16/77)
- 7 at NO (11/13/77)

Most Completions

- 38 vs. Arz. (10/10/04)
- 37 at Atl. (10/6/85)
- 36 at Dal. (12/8/02)
- 36 vs. Phi. (11/25/02)
- 36 vs. Chi. (12/17/00)

Most Completions Allowed

- 42 at NYJ (11/21/80)
- 41 at NYG (10/11/15)
- 38 at Det. (9/12/21)
- 37 vs. Atl. (12/23/13)
- 36 at NE (12/16/12)
- 35 at Arz. (11/25/07)
- 35 at LA Rams (10/27/85)
- 35 at Mia. (9/28/86)

Fewest Completions

- 1 at Chi. (11/13/05)
- 3 vs. Min. (11/29/76)
- 4 vs. Pit. (9/19/77)

Fewest Completions Allowed

- 2 vs. NO (10/15/78)
- 2 at NYG (10/16/77)
- 2 vs. LA Rams (10/10/71)

Most Yards Gained (gross)

- 488 at LA Rams (11/29/93)
- 476 at Atl. (10/14/90)
- 458 at LA Rams (12/11/89)

Most Yards Allowed (gross)

- 486 at Arz. (11/25/07)
- 471 vs. Was. (12/26/99)
- 460 vs. Dal. (11/10/63)

Fewest Yards Gained (gross)

- 28 at Chi. (11/13/05)
- 32 vs. Min. (11/29/76)
- 33 at LAN (11/4/51)
- 34 vs. GB (12/10/60)

Fewest Yards Allowed (gross)

- 13 vs. Chi. (9/16/62)
- 13 vs. LA Rams (10/10/71)
- 17 vs. NO (10/21/73)
- 31 vs. NO (10/15/78)

PENALTIES

Most Penalties

- 22 at Buf. (10/4/98)
- 16 at Atl. (1/3/00)
- 15 at Det. (10/16/11)
- 15 vs. Car. (12/8/96)
- 15 at Was. (11/17/86)

Most Penalties by Opponent

- 17 at Atl. (11/5/78)

Fewest Penalties

- 0 (3 times) Last: at NO (1/6/02)

Fewest Penalties by Opponent

- 0 (5 times) Last: at Bal. (10/26/69)

Most Yards Penalized

- 178 at Buf. (10/4/98)
- 177 at LA Rams (9/18/94)
- 168 at StL (10/24/71)

Most Yards Opponent Penalized

- 165 at Min. (10/13/66)
- 136 at LA Rams (10/8/78)
- 135 vs. StL (11/14/10)
- 133 vs. Cin. (10/1/78)

Fewest Yards Penalized

- 0 (3 times) Last: at NO (1/6/02)

Fewest Yards Opponent Penalized

- 0 (5 times) Last: at Bal. (10/26/69)

FUMBLES

Most Committed

- 10 at Det. (12/17/78)

Most Lost

- 6 at Min. (10/15/61)
- 6 at Cle. (11/12/50)

Most Committed by Opponent

- 8 vs. Min. (10/24/65)
- 8 at NYG (12/1/57)

Most Lost by Opponent

- 6 at NYG (12/1/57)

INTERCEPTIONS

Most Intercepted

- 7 at TB (9/7/86)
- 6 vs. NO (9/14/97)
- 6 vs. NE (11/30/80)
- 6 at Chi. (10/17/54)
- 6 vs. LA Rams (10/28/51)

Most Thrown

- 7 at LA Rams (10/18/64)
- 6 vs. Bal. (12/5/59)
- 6 at Det. (11/4/73)

Most Interception Yards

- 171 vs. StL (11/26/95)
- 163 at GB (10/26/86)

Most Interception Yards By Opponent

- 314 at LA Rams (10/18/64)
- 147 vs. Was. (12/18/04)

TURNOVERS

Most Forced by Defense

- 9 at Oak. (12/20/70), 4 FRs, 5 INTs
- 8 vs. NO (9/14/97), 2 FRs, 6 INTs
- 8 vs. Cin. (10/1/78), 3 FRs, 5 INTs
- 8 at Chi. (10/17/54), 2 FRs, 6 INTs

Most Committed

- 10 at Dal. (10/12/80), 5 FRs, 5 INTs
- 9 at Cle. (11/12/50), 6 FRs, 3 INTs

PUNTS

Most Punts

- 11 vs. LA Rams (11/21/76)
- 11 at Chi. (10/17/54)

Most Punts by Opponent

- 12 vs. Det. (10/23/77)
- 12 vs. LA Rams (11/21/76)

Fewest Punts

- 0 (8 times) Last: at NYG (9/27/20)

Fewest Punts by Opponent

- 0 (2 times) Last: at NO (10/20/02)

PUNT RETURNS

Most Punt Returns

- 9 vs. NO (10/17/76)
- 9 at Atl. (10/29/72)
- 8 (6 times) Last: vs. StL (11/21/82)

Most Punt Returns by Opponent

- 9 at Det. (10/6/63)
- 9 vs. Atl. (10/9/77)

Most Punt Return Yards

- 146 vs. Phi. (9/27/59)
- 141 vs. NO (10/17/76)
- 137 vs. LAN (1/2/83)

Most Punt Return Yards by Opponent

- 231 at Det. (10/6/63)
- 166 vs. LA Rams (10/25/81)

KICKOFF RETURNS

Most Kickoff Returns

- 10 vs. SD (10/15/06)
- 9 (6 times): Last vs. Phi. (10/12/08)

Most Kickoff Returns by Opponent

- 10 vs. Atl. (9/29/96)
- 9 (6 times) Last vs. Chi. (9/7/03)

Most Kickoff Return Yards

- 256 at Det. (11/14/54)
- 248 at Det. (9/23/62)

Most Kickoff Return Yards by Opponent

- 260 at Dal. (11/11/65)
- 233 vs. NO (9/21/86)

SACKS

Most Sacks Made

- 10 vs. NYG (11/23/80)
- 10 at LA Rams (10/11/76)
- 10 vs. LA Rams (12/6/64)

Most Sacks Allowed

- 9 at Cle. (12/13/15)
- 9 at Bal. (11/24/11)
- 9 at GB (11/1/98)
- 9 vs. LA Rams (12/18/88)

ALL-TIME TEAM HIGHS AND LOWS

49ERS HIGHS			CATEGORY	49ERS LOWS		
56	vs. Atl.	10/18/92	POINTS	0	(13 times) last vs. TB	11/21/10
8	vs. Atl.	10/18/92	TOUCHDOWNS	0	last at Was.	10/20/19
6	at Det.	10/1/61	RUSHING TOUCHDOWNS	0	last vs. TB	11/19/23
6	at Atl.	10/14/90	PASSING TOUCHDOWNS	0	last at LAR	9/17/23
6	last vs. Ten.	12/17/17	FIELD GOALS ATTEMPTED	0	last vs. Sea.	12/10/23
6	last vs. Ten.	12/17/17	FIELD GOALS MADE	0	last vs. Sea.	12/10/23
36	vs. Ind.	10/18/98	TOTAL FIRST DOWNS	3	vs. Bal.	11/22/59
21	vs. Det.	12/14/98	RUSHING FIRST DOWNS	0	last at Min.	12/14/69
24	(2 times) last at Cin.	12/5/99	PASSING FIRST DOWNS	1	(6 times) last vs. TB	10/30/05
621	vs. Buf.	10/7/12	TOTAL NET YARDS	61	at Det.	10/6/63
59	at Min.	12/4/77	RUSHING ATTEMPTS	10	at GB	11/22/09
355	vs. SD	12/20/14	NET RUSHING YARDS	5	vs. Hou.	12/7/75
475	at LA Rams	11/29/93	NET YARDS PASSING	-10	at Det.	10/6/63
9	(4 times) last at Cle.	12/13/15	QB SACKS ALLOWED	0	last at Arz.	12/17/23
488	at LA Rams	11/29/93	GROSS YARDS PASSING	28	at Chi.	11/13/05
63	vs. Phi.	11/25/02	PASS ATTEMPTS	8	(2 times) last vs. NO	11/27/77
38	vs. Arz.	10/10/04	PASS COMPLETIONS	1	at Chi.	11/13/05
7	at LA Rams	10/18/64	INTERCEPTIONS THROWN	0	last vs. LAR	1/7/24
9	at Oak.	12/20/70	TOTAL TAKEAWAYS	0	last vs. Bal.	12/25/23
10	at Det.	12/17/78	FUMBLES BY	0	last vs. Bal.	12/25/23
6	at Min.	10/15/61	FUMBLES LOST	0	last at Was.	12/31/23
11	(2 times) last vs. LAN	11/21/76	PUNTS	0	(9 times) last at Chi.	10/31/21
61.0	at Cle.	9/13/93	PUNTING AVERAGE	0	(9 times) last at Chi.	10/31/21
22	at Buf.	10/4/98	PENALTIES	0	(3 times) last at NO	1/6/02
178	at Buf.	10/4/98	YARDS PENALIZED	0	(3 times) last at NO	1/6/02

OPPONENT'S HIGHS			CATEGORY	OPPONENT'S LOWS		
61	at Chi.	12/12/65	POINTS	0	(32 times) last vs. NO	11/27/22
9	at Chi.	12/12/65	TOUCHDOWNS	0	(100 times) last at Jax.	11/12/23
5	(3 times) last at Chi.	12/12/65	RUSHING TOUCHDOWNS	0	last at Was.	12/31/23
5	(7 times) last at NO	12/8/19	PASSING TOUCHDOWNS	0	last at Sea.	11/23/23
7	vs. NO	10/25/87	FIELD GOALS ATTEMPTED	0	last at Pit.	9/10/23
6	at Arz.	10/2/05	FIELD GOALS MADE	0	last at Pit.	9/10/23
32	at StL	9/17/00	TOTAL FIRST DOWNS	2	vs. NO	10/21/73
19	at GB	10/11/59	RUSHING FIRST DOWNS	0	(8 times) last at StL	9/26/13
25	at NYJ	9/21/80	PASSING FIRST DOWNS	0	(2 times) last vs. NO	10/21/73
584	at Chi.	12/12/65	TOTAL NET YARDS	44	vs. Atl.	10/23/76
62	vs. Chi.	9/24/50	RUSHING ATTEMPTS	8	vs. StL	11/2/03
324	at LA Rams	11/9/58	NET RUSHING YARDS	7	(2 times) last at Arz.	10/29/12
456	at Arz.	11/25/07	NET YARDS PASSING	-39	vs. Atl.	10/23/76
10	(3 times) last vs. NYG	11/23/80	QB SACKS ALLOWED	0	last at Min.	10/23/23
486	at Arz.	11/25/07	GROSS YARDS PASSING	13	(2 times) last vs. LAN	10/10/71
65	at NE	12/16/12	PASS ATTEMPTS	4	vs. NO	10/15/78
42	vs. NYJ	9/21/80	PASS COMPLETIONS	2	(3x) vs. NO	10/15/78
7	at TB	9/7/86	INTERCEPTIONS THROWN	0	last vs. Bal.	12/25/23
10	at Dal.	10/12/80	TOTAL TAKEAWAYS	0	last at Phi.	12/3/23
8	(2 times) last vs. Min.	10/24/65	FUMBLES BY	0	last vs. LAR	1/7/24
6	at NYG	12/1/57	FUMBLES LOST	0	last vs. LAR	1/7/24
12	(2 times) last vs. Det.	10/23/77	PUNTS	0	(2 times) last at NO	10/20/02
62.0	at GB	10/21/62	PUNTING AVERAGE	0	(2 times) last at NO	10/20/02
17	at Atl.	11/5/78	PENALTIES	0	(5 times) last at Bal.	10/26/69
165	at Min.	10/13/66	YARDS PENALIZED	0	(5 times) last at Bal.	10/26/69



49ERS POSTSEASON HISTORY

Overall Playoff Record: 38–24

Home: 26–9

Away: 7–12

Neutral Site: 5–3

Super Bowl Championships: (5) 1981, 1984, 1988, 1989, 1994

Date	Game	Winner	Loser	Score	Site	Head Coach
1957 Season						
Dec. 22, 1957	Playoff Game	Detroit	49ers	31–27	Kezar Stadium	Frankie Albert
1970 Season						
Dec. 27, 1970	NFC Divisional	49ers	Minnesota	17–14	Metropolitan Stadium	Dick Nolan
Jan. 3, 1971	NFC Championship	Dallas	49ers	17–10	Kezar Stadium	Dick Nolan
1971 Season						
Dec. 26, 1971	NFC Divisional	49ers	Washington	24–20	Candlestick Park	Dick Nolan
Jan. 2, 1972	NFC Championship	Dallas	49ers	14–3	Texas Stadium	Dick Nolan
1972 Season						
Dec. 23, 1972	NFC Divisional	Dallas	49ers	30–28	Candlestick Park	Dick Nolan
1981 Season						
Jan. 3, 1982	NFC Divisional	49ers	N.Y. Giants	38–24	Candlestick Park	Bill Walsh
Jan. 10, 1982	NFC Championship	49ers	Dallas	28–27	Candlestick Park	Bill Walsh
Jan. 24, 1982	Super Bowl XVI	49ers	Cincinnati	26–21	Pontiac Silverdome	Bill Walsh
1983 Season						
Dec. 31, 1983	NFC Divisional	49ers	Detroit	24–23	Candlestick Park	Bill Walsh
Jan. 8, 1984	NFC Championship	Washington	49ers	24–21	RFK Stadium	Bill Walsh
1984 Season						
Dec. 29, 1984	NFC Divisional	49ers	N.Y. Giants	21–10	Candlestick Park	Bill Walsh
Jan. 6, 1985	NFC Championship	49ers	Chicago	23–0	Candlestick Park	Bill Walsh
Jan. 20, 1985	Super Bowl XIX	49ers	Miami	38–16	Stanford Stadium	Bill Walsh
1985 Season						
Dec. 29, 1985	NFC Wild Card	N.Y. Giants	49ers	17–3	Giants Stadium	Bill Walsh
1986 Season						
Jan. 4, 1987	NFC Divisional	N.Y. Giants	49ers	49–3	Giants Stadium	Bill Walsh
1987 Season						
Jan. 9, 1988	NFC Divisional	Minnesota	49ers	36–24	Candlestick Park	Bill Walsh
1988 Season						
Jan. 1, 1989	NFC Divisional	49ers	Minnesota	34–9	Candlestick Park	Bill Walsh
Jan. 8, 1989	NFC Championship	49ers	Chicago	28–3	Soldier Field	Bill Walsh
Jan. 22, 1989	Super Bowl XXIII	49ers	Cincinnati	20–16	Joe Robbie Stadium	Bill Walsh
1989 Season						
Jan. 6, 1990	NFC Divisional	49ers	Minnesota	41–13	Candlestick Park	George Seifert
Jan. 14, 1990	NFC Championship	49ers	L.A. Rams	30–3	Candlestick Park	George Seifert
Jan. 28, 1990	Super Bowl XXIV	49ers	Denver	55–10	LA Superdome	George Seifert
1990 Season						
Jan. 12, 1991	NFC Divisional	49ers	Washington	28–10	Candlestick Park	George Seifert
Jan. 20, 1991	NFC Championship	N.Y. Giants	49ers	15–13	Candlestick Park	George Seifert
1992 Season						
Jan. 9, 1993	NFC Divisional	49ers	Washington	20–13	Candlestick Park	George Seifert
Jan. 17, 1993	NFC Championship	Dallas	49ers	30–20	Candlestick Park	George Seifert
1993 Season						
Jan. 15, 1994	NFC Divisional	49ers	N.Y. Giants	44–3	Candlestick Park	George Seifert
Jan. 23, 1994	NFC Championship	Dallas	49ers	38–21	Texas Stadium	George Seifert
1994 Season						
Jan. 7, 1995	NFC Divisional	49ers	Chicago	44–15	Candlestick Park	George Seifert
Jan. 15, 1995	NFC Championship	49ers	Dallas	38–28	Candlestick Park	George Seifert
Jan. 29, 1995	Super Bowl XXIX	49ers	San Diego	49–26	Joe Robbie Stadium	George Seifert
1995 Season						
Jan. 6, 1996	NFC Divisional	Green Bay	49ers	27–17	3Com Park	George Seifert
1996 Season						
Dec. 29, 1996	NFC Wild Card	49ers	Philadelphia	14–0	3Com Park	George Seifert
Jan. 4, 1997	NFC Divisional	Green Bay	49ers	35–14	Lambeau Field	George Seifert
1997 Season						
Jan. 3, 1998	NFC Divisional	49ers	Minnesota	38–22	3Com Park	Steve Mariucci
Jan. 11, 1998	NFC Championship	Green Bay	49ers	23–10	3Com Park	Steve Mariucci
1998 Season						
Jan. 3, 1999	NFC Wild Card	49ers	Green Bay	30–27	3Com Park	Steve Mariucci
Jan. 9, 1999	NFC Divisional	Atlanta	49ers	20–18	Georgia Dome	Steve Mariucci

49ERS POSTSEASON HISTORY (CONT.)

Date	Game	Winner	Loser	Score	Site	Head Coach
2001 Season						
Jan. 13, 2002	NFC Wild Card	Green Bay	49ers	25–15	Lambeau Field	Steve Mariucci
2002 Season						
Jan. 5, 2003	NFC Wild Card	49ers	N.Y. Giants	39–38	3Com Park	Steve Mariucci
Jan. 12, 2003	NFC Divisional	Tampa Bay	49ers	31–6	Raymond James Stadium	Steve Mariucci
2011 Season						
Jan. 14, 2012	NFC Divisional	49ers	New Orleans	36–32	Candlestick Park	Jim Harbaugh
Jan. 22, 2012	NFC Championship	N.Y. Giants	49ers	20–17 (OT)	Candlestick Park	Jim Harbaugh
2012 Season						
Jan. 12, 2013	NFC Divisional	49ers	Green Bay	45–31	Candlestick Park	Jim Harbaugh
Jan. 20, 2013	NFC Championship	49ers	Atlanta	28–24	Georgia Dome	Jim Harbaugh
Feb. 3, 2013	Super Bowl XLVII	Baltimore	49ers	34–31	Mercedes–Benz Superdome	Jim Harbaugh
2013 Season						
Jan. 5, 2014	NFC Wild Card	49ers	Green Bay	23–20	Lambeau Field	Jim Harbaugh
Jan. 12, 2014	NFC Divisional	49ers	Carolina	23–10	Bank of America Stadium	Jim Harbaugh
Jan. 19, 2014	NFC Championship	Seattle	49ers	23–17	CenturyLink Field	Jim Harbaugh
2019 Season						
Jan. 11, 2020	NFC Divisional	49ers	Minnesota	27–10	Levi's Stadium	Kyle Shanahan
Jan. 19, 2020	NFC Championship	49ers	Green Bay	37–20	Levi's Stadium	Kyle Shanahan
Feb. 2, 2020	Super Bowl LIV	Kansas City	49ers	31–20	Hard Rock Stadium	Kyle Shanahan
2021 Season						
Jan. 16, 2022	NFC Wild Card	49ers	Dallas	23–17	AT&T Stadium	Kyle Shanahan
Jan. 22, 2022	NFC Divisional	49ers	Green Bay	13–10	Lambeau Field	Kyle Shanahan
Jan. 30, 2022	NFC Championship	L.A. Rams	49ers	20–17	SoFi Stadium	Kyle Shanahan
2022 Season						
Jan. 14, 2023	NFC Wild Card	49ers	Seahawks	41–23	Levi's Stadium	Kyle Shanahan
Jan. 22, 2023	NFC Divisional	49ers	Cowboys	19–12	Levi's Stadium	Kyle Shanahan
Jan. 29, 2023	NFC Championship	Eagles	49ers	31–7	Lincoln Financial Field	Kyle Shanahan
2023 Season						
Jan. 20, 2024	NFC Divisional	49ers	Packers	24–21	Levi's Stadium	Kyle Shanahan
Jan. 28, 2024	NFC Championship	49ers	Lions	34–31	Levi's Stadium	Kyle Shanahan
Feb. 11, 2024	Super Bowl LVIII	Kansas City	49ers	25–22 (OT)	Allegiant Stadium	Kyle Shanahan

49ERS PLAYOFF RECORD VS. OPPONENT

Chicago	3–0	1.000	Minnesota	5–1	.833	Philadelphia	1–1	.500
Cincinnati	2–0	1.000	Washington	3–1	.750	Seattle	1–1	.500
Carolina	1–0	1.000	Detroit	2–1	.667	Dallas	4–5	.444
Denver	1–0	1.000	Green Bay	6–4	.600	Kansas City	0–2	.000
Miami	1–0	1.000	Atlanta	1–1	.500	Baltimore	0–1	.000
San Diego	1–0	1.000	L.A. Rams	1–1	.500	Tampa Bay	0–1	.000
New Orleans	1–0	1.000	N.Y. Giants	4–4	.500			

THE 49ERS PLAYOFF RECORD WHEN...

26–1	Winning the turnover battle	16–3	Rushing for 150 yards–or–more
5–20	Losing the turnover battle	3–15	Rushing for less than 100 yards
7–3	Tying the turnover battle	27–3	Rushing 30 times–or–more
9–0	Committing no turnovers	6–2	Opponents pass for 300 net yards–or–more
29–6	Leading at halftime	23–14	Opponents pass for 250 net yards–or–less
8–14	Trailing at halftime	12–20	Opponents rush for 100 yards–or–more
1–4	Tied at halftime	26–4	Opponents rush for less than 100 yards
31–7	Leading after three quarters	6–17	Opponents rush 30 times–or–more
5–17	Trailing after three quarters	33–15	Playing on grass
24–7	Scoring first	5–9	Playing on turf
34–9	Scoring 20–or–more points	26–9	Playing at home
19–2	Holding opponents under 17 points	7–12	Playing on the road
6–3	Passing for 300 net yards–or–more	17–11	Decided by touchdown–or–less
23–16	Passing for 250 net yards–or–less	0–2	Game goes into overtime
35–9	Rushing for 100 yards–or–more		

49ERS INDIVIDUAL PLAYOFF RECORDS - SERVICE & SCORING

SERVICE

Player	Games	Starts
1. Jerry Rice (WR)	23	23
2. Jesse Sapolu (C/G)	22	19
3. Brent Jones (TE)	21	19
4. Steve Young (QB)	20	14
5t. Harris Barton (T)	19	19
Ronnie Lott (S)	19	19
Joe Montana (QB)	19	19

MOST TOUCHDOWNS, Career

Player	Games	TDs
1. Jerry Rice (WR)	23	19
2. Ricky Watters (RB)	7	10
3. Roger Craig (RB)	16	9

MOST TOUCHDOWNS, Game (Non-QB)

Player	Game	TDs
1. Ricky Watters (RB)	vs. NYG (1/15/94), NFC-D	5
2. Raheem Mostert (RB)	vs. GB (1/19/20), NFC-C	4
3t. Roger Craig (RB)	Mia. (1/20/85), SB	3
William Floyd (FB)	Chi. (1/7/95), NFC-D	3
Jerry Rice (WR)	Min. (1/1/89), NFC-D	3
Jerry Rice (WR)	SD (1/29/95), SB	3
Jerry Rice (WR)	Den. (1/28/90), SB	3
Larry Schreiber (RB)	Dal. (12/23/72), NFC-D	3
Ricky Watters (RB)	SD (1/29/95), SB	3

MOST POINTS, Career

Player	Years	Gms	TDs	Rsh	Rec	Ret	2-pt	PAT	FG	Pts
1. Jerry Rice (WR)	1985-2000	23	19	0	19	0	0	0/0	0/0	114
2. Robbie Gould (K)	2019-22	9	0	0	0	0	0	19/19	21/21	82
3. Mike Cofer (K)	1988-93	12	0	0	0	0	0	42/46	12/19	78
4. Ray Wersching (K)	1977-87	11	0	0	0	0	0	30/30	13/22	69
5. Ricky Watters (RB)	1991-94	7	10	7	3	0	0	0/0	0/0	60

MOST POINTS, Game

Player	Game	Points
1. Ricky Watters (RB)	vs. NYG (1/15/94), NFC-D - 5 TDs	30
2. Raheem Mostert (RB)	vs. GB (1/19/20), NFC-C - 4 TDs	24
3t. Jerry Rice (WR)	vs. SD (1/29/95), SB - 3 TDs	18
Ricky Watters (RB)	vs. SD (1/29/95), SB - 3 TDs	18
William Floyd (FB)	vs. Chi. (1/7/95), NFC-D - 3 TDs	18
Jerry Rice (WR)	vs. Den. (1/28/90), SB - 3 TDs	18
Jerry Rice (WR)	vs. Min. (1/1/89), NFC-D - 3 TDs	18
Roger Craig (RB)	vs. Mia. (1/20/85), SB - 3 TDs	18
Larry Schreiber (RB)	vs. Dal. (12/23/72), NFC-D - 3 TDs	18

MOST PATs, Career

Player	PATs
1. Mike Cofer (12 games).....	42
2. Ray Wersching (11 games).....	30
3. Robbie Gould (9 games).....	19
4. David Akers (5 games).....	17
Doug Brien (3 games).....	17

MOST PATs, Game

Player	PATs
1. Doug Brien.....	7
vs. SD (1/29/95), SB	
Mike Cofer.....	7
vs. Den. (1/28/90), SB	
3. David Akers.....	6
vs. GB (1/12/13), NFC-D	

MOST FGs Made, Career

Player	FGM
1. Robbie Gould (9 games).....	21
2. Ray Wersching (11 games).....	13
3. Mike Cofer (12 games).....	12

MOST FGs Made, Game

Player	FGM
1t. Robbie Gould.....	4
vs. Dal. (1/22/23), NFC-D	
Robbie Gould.....	4
vs. Sea. (1/14/23), NFC-WC	
Ray Wersching.....	4
vs. Cin. (1/24/82), SB	
4t. Jake Moody and 6 players.....	3
Last at KC (2/11/24), SB	

MOST FGs Attempted, Career

Player	FGA
1. Robbie Gould (8 games).....	21
2. Ray Wersching (11 games).....	20
3. Mike Cofer (12 games).....	19

MOST FGs Attempted, Game

Player	FGA
1t. Robbie Gould.....	4
vs. Dallas (1/22/23), NFC-D	
vs. Seattle (1/14/23), NFC-WC	
Mike Cofer.....	4
vs. LA Rams (1/14/90), NFC-CG	
vs. Cin. (1/22/89), SB	
Ray Wersching.....	4
at Cin. (1/24/82), SB	
6t. Jake Moody and 6 players.....	3
Last at KC (2/11/24), SB	

LONGEST FIELD GOAL MADE

Player	YDS
1. Jake Moody	55
at KC (2/11/24), SB	
2. Robbie Gould.....	54
vs. GB (1/19/20), NFC-C	
3. Jake Moody	53
at KC (2/11/24), SB	
Robbie Gould.....	53
at Dal. (1/16/22), NFC-WC	

49ERS INDIVIDUAL PLAYOFF RECORDS - PASSING

MOST PASSING YARDS, Career

Player	Playoff Seasons	Gms	Att	Cmp	Pct	Yds	TD	INT	Lg	QB Rat	INT Pct.
1. Joe Montana	1981–90 (9)	19	593	375	63.2	4,758	39	17	44	98.2	2.9
2. Steve Young	1987–98 (11)	22	471	292	62.0	3,326	20	13	51t	85.8	2.8
3. Colin Kaepernick	2011–16 (6)	6	162	94	58.0	1,374	7	5	45	87.3	3.1
4. Brock Purdy	2022–23 (2)	6	171	107	62.6	1,343	6	1	74t	96.2	0.6
5. John Brodie	1970–72 (3)	5	143	71	49.7	973	4	7	78t	60.7	4.9

MOST PASSING YARDS, Game

Player	Game	Att	Cmp	Pct	Yds	TD	INT	Lg	QB Rat
1. Joe Montana	vs. Cin. (1/22/89), SB	36	23	63.9	357	2	0	44	115.2
2. Joe Montana	at Was. (1/8/84), NFC–CG	48	27	56.3	347	3	1	76t	91.2
3. Brock Purdy	vs. Sea. (1/14/23), NFC–WC	30	18	60.0	332	3	0	74t	131.5
4t. Jeff Garcia	vs. NYG (1/5/03), NFC–WC	44	27	61.4	331	3	1	76t	97.8
Joe Montana	vs. Mia. (1/20/85), SB	35	24	68.6	331	3	0	40	127.2

LONGEST PASS PLAY

Player	Lg	Date
1. John Brodie to Gene Washington	78t	vs. Was. (12/26/71), NFC–D
2t. Jeff Garcia to Terrell Owens	76t	vs. NYG (1/5/03), NFC–WC
Joe Montana to Freddie Solomon	76t	at Was. (1/8/84), NFC–CG
4. Brock Purdy to Deebo Samuel Sr.	74t	vs. Sea. (1/14/23), NFC–WC
5. Alex Smith to Vernon Davis (TE)	73t	vs. NYG (1/22/12), NFC–WC
6. Joe Montana to Jerry Rice	72t	vs. Min. (1/6/90), NFC–D
7. Joe Montana to John Taylor	61t	vs. NYG (1/20/91), NFC–CG
8. Joe Montana to Jerry Rice	61t	at Chi. (1/8/84), NFC–CG

MOST TD PASSES, Career

Player	TD
1. Joe Montana (19 games)	39
2. Steve Young (22 games)	20
3. Colin Kaepernick (6 games)	7
4. Brock Purdy (6 games)	6
5. Alex Smith (2 games)	5
6. Jimmy Garoppolo (6 games)	4
Jeff Garcia (3 games)	4
John Brodie (5 games)	4

MOST TD PASSES, Game

Player	TD
1. Steve Young	6
vs. SD (1/29/95), SB	
2. Joe Montana	5
vs. Den. (1/28/90), SB	
3. Joe Montana	4
vs. Min. (1/6/90), NFC–D	

HIGHEST COMPLETION PERCENTAGE, Game

Player	Pct
1. Joe Montana	86.7
vs. LA Rams (1/14/90), NFC–CG	
2. Steve Young	77.3
vs. NYG (1/15/94), NFC–D	
3. Colin Kaepernick	76.2
at Atl. (1/20/13), NFC–CG	
4. Joe Montana	75.9
vs. Den. (1/28/90), SB	
5. Steve Young	72.7
vs. Chi. (1/7/95), NFC–D	
(min. 20 atts.)	

HIGHEST COMPLETION PERCENTAGE, Career

Player	Pct
1. Joe Montana (19 games)	63.2
2. Brock Purdy (6 games)	62.6
3. Steve Young (22 games)	62.0
4. Jeff Garcia (3 games)	60.7
5. Jimmy Garoppolo (6 games)	60.6
(min. 50 atts.)	

HIGHEST QB RATING, Career

Player	Rating
1. Alex Smith	101.0
2. Joe Montana	98.2
3. Brock Purdy	96.2
4. Colin Kaepernick	87.3
5. Steve Young	85.8
(min. 50 atts.)	

HIGHEST QB RATING, Game

Player	Rating
1. Joe Montana	147.6
vs. Den. (1/28/90), SB	
2. Joe Montana	142.5
vs. Min. (1/6/90), NFC–D	
3. Joe Montana	136.0
at Chi. (1/8/89), NFC–CG	
4. Steve Young	134.8
vs. SD (1/29/95), SB	
5. Brock Purdy	131.5
vs. Sea. (1/14/23), NFC–WC	
(min. 20 atts.)	

MOST ATTEMPTS, Career

Player	Att
1. Joe Montana (19 games)	593
2. Steve Young (20 games)	471
3. Brock Purdy (6 games)	171

MOST ATTEMPTS, Game

Player	Att
1. Steve Young	*65
vs. GB (1/6/96), NFC–D	
2. Joe Montana	48
at Was. (1/8/84), NFC–CG	
3. Joe Montana	47
at NYG (12/29/85), NFC–WC	

MOST COMPLETIONS, Career

Player	Comp
1. Joe Montana (19 games)	375
2. Steve Young (20 games)	292
3. Brock Purdy (6 games)	107
4. Colin Kaepernick (6 games)	94

MOST COMPLETIONS, Game

Player	Comp
1. Steve Young	32
vs. GB (1/6/96), NFC–D	
2. Jeff Garcia	27
vs. NYG (1/5/03), NFC–WC	
Steve Young	27
at Dal. (1/23/94), NFC–CG	
Joe Montana	27
at Was. (1/8/84), NFC–CG	

LOWEST INT PERCENTAGE, Career

Player	Pct
1. Alex Smith	0.0
2. Brock Purdy	0.6
3. Steve Young	2.8
4. Joe Montana	2.9
5. Colin Kaepernick	3.1
(min. 50 atts.)	

NFC–WC: NFC Wild Card; **NFC–D:** NFC Divisional
Playoff; **NFC–CG:** NFC Championship;
NFLP – NFL Playoff Game; **SB:** Super Bowl
* denotes NFL playoff record

49ERS INDIVIDUAL PLAYOFF RECORDS - RUSHING

MOST ATTEMPTS, Career

Player	Games	Atts
1. Roger Craig	16	202
2. Frank Gore	8	140
3. Ricky Watters	7	105
4. Christian McCaffrey	6	99
5. Steve Young (QB)	22	96

MOST ATTEMPTS, Game

Player	Game	Atts
1. Raheem Mostert	vs. GB (1/19/20), NFC-C	29
2t. Elijah Mitchell	at Dal. (1/16/22), NFC-WC	27
Ken Willard	at Min. (12/27/70), NFC-D	27
3. Larry Schreiber	vs. Dal. (12/23/72), NFC-D	26
4. Terry Kirby	vs. Min. (1/3/98), NFC-D	25
5t. Ricky Watters	vs. NYG (1/15/94), NFC-D	24
Roger Craig	vs. LA Rams (1/14/90), NFC-CG	24

MOST YARDS GAINED, Career

Player	Games	Atts	Avg	Yds
1. Roger Craig	16	202	4.0	817
2. Frank Gore	8	140	4.6	646
3. Steve Young (QB)	20	96	6.2	594
4. Colin Kaepernick (QB)	6	51	9.9	507
5. Christian McCaffrey	6	99	5.1	506

MOST YARDS GAINED, Game

Player	Game	Yds
1. Raheem Mostert	vs. GB (1/19/20), NFC-C	220
2. Colin Kaepernick (QB)	vs. GB (1/12/13), NFC-D	181
3. Roger Craig	vs. Min. (1/1/89), NFC-D	135
4. Colin Kaepernick (QB)	at Sea. (1/19/14), NFC-CG	130
5. Garrison Hearst	vs. GB (1/3/99), NFC-WC	128

HIGHEST AVERAGE YARDS PER GAME

Player	Games	Yds/Gm
1. Raheem Mostert	3	112.0
2. Colin Kaepernick (QB)	6	84.5
3. Christian McCaffrey	6	84.3
4. Frank Gore	8	80.8
5. Ricky Watters	7	68.7

(min. 50 atts.)

MOST RUSHING TOUCHDOWNS, Career

Player	TDs
1. Steve Young (QB) (22 games)	8
2t. Roger Craig (16 games)	7
Ricky Watters (7 games).....	7
4. Christian McCaffrey (5 games).....	6
5t. Raheem Mostert (3 games).....	5
Frank Gore (8 games).....	5
William Floyd (7 games).....	5

MOST RUSHING TOUCHDOWNS, Game

Player	TDs
1. Ricky Watters.....	5
vs. NYG (1/15/94), NFC-D	
2. Raheem Mostert	4
vs. GB (1/19/20), NFC-C	
3t. William Floyd	3
vs. Chi. (1/7/95), NFC-D	
Larry Schreiber	3
vs. Dal. (12/23/72), NFC-D	
5t. Christian McCaffrey	2
vs. Det. (1/28/24), NFC-C	
Christian McCaffrey	2
vs. GB (1/20/24), NFC-D	
Tevin Coleman	2
vs. Min. (1/11/20), NFC-D	
Frank Gore	2
at Atl. (1/20/13), NFC-C	
Colin Kaepernick (QB)	2
vs. GB (1/12/13), NFC-D	
Terry Kirby	2
vs. Min. (1/3/98), NFC-D	
Tom Rathman	2
vs. Den. (1/28/90), SB	
Roger Craig.....	2
vs. Min. (1/1/89), NFC-D	

LONG RUNS FROM SCRIMMAGE

Player	Yds
1. Roger Craig.....	80t
vs. Min. (1/1/89), NFC-D	
2. Hugh McElhenny	71
vs. Det. (12/22/57), NFLP	
3. Christian McCaffrey	68
vs. Sea. (1/14/23), NFC-WC	
4. Colin Kaepernick (QB)	58
at Sea. (1/19/14), NFC-CG	
5. Colin Kaepernick (QB)	56t
vs. GB (1/12/13), NFC-D	
6. Joe Montana (QB)	53
vs. NYG (12/29/84), NFC-D	
7t. Colin Kaepernick (QB)	42
at GB (1/5/14), NFC-WC	
Frank Gore	42
vs. NO (1/14/12), NFC-D	
Steve Young (QB).....	42
vs. Min. (1/9/88), NFC-D	

49ERS INDIVIDUAL PLAYOFF RECORDS - RECEIVING

MOST RECEPTIONS, Career

Player	Games	Recepts
1. Jerry Rice	23	124
2. Roger Craig (RB)	16	63
3. Brent Jones (TE)	21	60
4. Dwight Clark	9	48
5. Deebo Samuel Sr.	12	46
John Taylor	17	46

MOST RECEPTIONS, Game

Player	Game	Recepts
1. Jerry Rice	vs. GB (1/6/96), NFC-D	11
2. Jerry Rice	vs. Cin. (1/22/89), SB	11
3. Jerry Rice	vs. SD (1/29/95), SB	10
4t. 6 players		9

MOST YARDS GAINED, Career

Player	Games	Yds
1. Jerry Rice	23	1,811
2. Brent Jones (TE)	21	740
3. John Taylor	17	734
4. Dwight Clark	9	726
5. Deebo Samuel Sr.	12	638

MOST YARDS GAINED, Game

Player	Game	Yds
1. Jerry Rice	vs. Cin. (1/22/89), SB	215
2. Vernon Davis (TE)	vs. NO (1/14/12), NFC-D	180
3. Terrell Owens	vs. NYG (1/5/03), NFC-WC	177
4. Jerry Rice	vs. SD (1/29/95), SB	149
5. Jerry Rice	vs. Den. (1/28/90), SB	148

MOST RECEIVING YDS PER GAME, Career (Min. 15 Recepts)

Player	Games	Avg
1. Dwight Clark	9	80.7
2. Jerry Rice	23	78.7
3. Anquan Boldin	3	75.7
4t. Vernon Davis (TE)	8	75.0
Gene Washington	5	75.0

MOST RECEIVING TOUCHDOWNS, Career

Player	TDs
1. Jerry Rice (23 games)	19
2. Vernon Davis, TE (8 games)	7
3t. John Taylor (17 games)	6
Freddie Solomon (8 games)	6
5. Brent Jones, TE (21 games)	5
6t. Michael Crabtree (8 games)	4
Terrell Owens (9 games)	4

MOST RECEIVING TOUCHDOWNS, Game

Player	TDs
1t. Jerry Rice	3
vs. SD (1/29/95), SB	
Jerry Rice	3
vs. Den. (1/28/90), SB	
Jerry Rice	3
vs. Min. (1/1/89), NFC-D	
4t. 11 times	2
Last: Michael Crabtree vs. GB (1/12/13), NFC-D	

HIGHEST RECEIVING AVERAGE, Career

(Min. 15 Recepts)

Player	Avg
1. Gene Washington (5 games)	23.4
2. Vernon Davis, TE (11 games)	22.2
3. Brandon Aiyuk (9 games)	16.4
4. John Taylor (17 games)	16.0
5. Freddie Solomon (9 games)	15.8

MOST 25+ YARD RECEPTIONS, Career

Player	Recepts
1. Jerry Rice (23 games)	14
2. Vernon Davis, TE (8 games)	11
3t. George Kittle (11 games)	5
Terrell Owens (5 games)	5
5. Michael Crabtree (8 games)	4

49ERS INDIVIDUAL PLAYOFF RECORDS - DEFENSE

MOST INTERCEPTIONS, Career

Player	Games	INTs
1. Ronnie Lott	19	8
2. Eric Davis	8	6
3t. Riki Ellison	6	3
Dwight Hicks	8	3
Eric Wright	7	3

MOST INTERCEPTIONS, Game

Player	Game	INTs
1t. Dre Greenlaw	vs. GB (1/20/24), NFC-D	2
Eric Davis	vs. Dal. (1/15/95), NFC-CG	2
Ronnie Lott	vs. Min. (1/1/89), NFC-D	2
Riki Ellison	vs. Det. (12/31/83), NFC-D	2
Ronnie Lott	vs. NYG (1/3/82), NFC-D	2
Skip Vanderbundt	vs. Dal. (12/23/72), NFC-D	2

LONGEST INTERCEPTION RETURN

Player	Game	Ret. Yds
1. Michael Carter	vs. Was. (1/12/91), NFC-D	61t
2. Ronnie Lott	vs. Min. (1/6/90), NFC-D	58t
3. Jeff Fuller	vs. Min. (1/9/88), NFC-D	48t

MOST INTERCEPTION RETURN YARDS, Career

Player	Games	Ret. Yds
1. Ronnie Lott	19	152
2. Tim McKyer	8	68
3. Chet Brooks	2	66
4. Michael Carter	12	61
5. Eric Davis	8	51

MOST INTERCEPTION RETURN YARDS, Game

Player	Game	Ret. Yds
1. Michael Carter	vs. Was. (1/12/91), NFC-D	61
2. Ronnie Lott	vs. Min. (1/6/90), NFC-D	58
3. Jeff Fuller	vs. Min. (1/9/88), NFC-D	48
4. Eric Davis	vs. Dal. (1/15/95), NFC-CG	44
5t. Dashon Goldson	vs. NO (1/14/12), NFC-D	41
Tim McKyer	vs. Min. (1/6/90), NFC-D	41

MOST SACKS, Career (since 1982)

Player	Sacks
1. Nick Bosa (11 games)	10.0
2t. Arik Armstead (12 games).....	8.0
Charles Haley (12 games).....	7.5
4t. Ahmad Brooks (8 games).....	6.5
Dwaine Board (7 games).....	6.5
Tim Harris (6 games).....	6.5

MOST SACKS, Game (since 1982)

Player	Sacks
1. Pierce Holt.....	3.0
vs. Was. (1/9/93), NFC-D	
2t. Ahmad Brooks.....	2.5
at Car. (1/12/14), NFC-D	
Ray McDonald.....	2.5
vs. NYG (1/22/12), NFC-CG	
Larry Roberts.....	2.5
vs. Min. (1/1/89), NFC-D	

49ERS INDIVIDUAL PLAYOFF RECORDS - RETURNS

PUNT RETURNS

MOST PUNT RETURNS, Career

	Player	Games	Ret
1.	John Taylor	17	18
2.	Dana McLemore	7	17
3t.	Dexter Carter	8	10
	Bruce Taylor	5	10
5.	Kyle Williams	2	9

MOST PUNT RETURNS, Game

	Player	Game	Ret
1.	Kyle Williams	vs. NYG (1/22/12), NFC-CG	8
2.	Dana McLemore	vs. Mia. (1/20/85), SB	5
3.	Bruce Taylor	at Min. (12/27/70), NFC-D	5
4t.	John Taylor	at Chi. (1/8/89), NFC-CG	4
	Dana McLemore	vs. Chi. (1/6/85), NFC-CG	4

MOST PUNT RETURN YARDS, Career

	Player	Games	Yds
1.	John Taylor	17	189
2.	Dana McLemore	7	156
3.	Dexter Carter	8	80
4.	Kyle Williams	2	76
5.	Ted Ginn Jr.	5	75

MOST PUNT RETURN YARDS, Game

	Player	Game	Yds
1.	Kyle Williams	vs. NYG (1/22/12), NFC-CG	70
2t.	Dana McLemore	vs. Chi. (1/6/85), NFC-CG	69
	Bruce Taylor	at Min. (12/27/70), NFC-D	69
4.	John Taylor	vs. Cin. (1/22/89), SB	56
5.	Dana McLemore	vs. Mia. (1/20/85), SB	51

LONGEST PUNT RETURN, Game

	Player	Game	Yds
1.	John Taylor	vs. Cin. (1/22/89), SB	45
2.	Ted Ginn Jr.	vs. Bal. (2/3/13), SB	32
3t.	Dexter Carter	vs. NYG (1/15/94), NFC-D	31
	John Taylor	vs. NYG (1/20/91), NFC-CG	31
5.	Dana McLemore	vs. Mia. (1/20/85), SB	28

PUNT RETURN AVERAGE, Career

	Player	Games	Avg
1.	Ted Ginn Jr.	4	15.0
2.	John Taylor	7	10.5
3.	Ray-Ray McCloud III	4	10.0
4.	Richie James	3	9.8
5.	Dana McLemore	7	9.2

(min. 5 returns)

PUNT RETURN AVERAGE, Game

	Player	Game	Avg
1.	John Taylor	vs. Cin. (1/22/89), SB	18.7
2.	Dana McLemore	vs. Chi. (1/6/85), NFC-CG	17.3
3.	Bruce Taylor	at Min. (12/27/70), NFC-D	13.8
4.	John Taylor	vs. Den. (1/28/90), SB	12.7
5.	Dana McLemore	vs. Mia. (1/20/85), SB	10.2

-There has been no punt returned for a TD in franchise postseason history

KICKOFF RETURNS

MOST KICKOFF RETURNS, Career

	Player	Games	Ret
1.	Dexter Carter	8	19
2.	LaMichael James	6	14
3.	Vinny Sutherland	3	13
4t.	R.W. McQuarters	2	9
	Vic Washington	3	9

MOST KICKOFF RETURNS, Game

	Player	Game	Ret
1.	R.W. McQuarters	vs. GB (1/3/99), NFC-WC	6
2t.	Vinny Sutherland	vs. NYG (1/5/03), NFC-WC	5
	Vinny Sutherland	at GB (1/13/02), NFC-WC	5
	Dana McLemore	at Was. (1/8/84), NFC-CG	5
5t.	6 times		4

MOST KICKOFF RETURN YARDS, Career

	Player	Games	Yds
1.	Dexter Carter	8	341
2.	LaMichael James	5	332
3.	Vinny Sutherland	3	282
4.	Vic Washington	3	250
5.	R.W. McQuarters	2	185

MOST KICKOFF RETURNS YARDS, Game

	Player	Game	Yds
1.	Vic Washington	vs. Dal. (12/23/72), NFC-D	136
2.	R.W. McQuarters	vs. GB (1/3/99), NFC-WC	128
3.	Chuck Levy	vs. GB (1/11/98), NFC-CG	127
4.	Vinny Sutherland	at GB (1/13/02), NFC-WC	99
5.	Dana McLemore	at Was. (1/8/84), NFC-CG	98

LONGEST KICKOFF RETURN, Game

	Player	Game	Yds
1.	Vic Washington	vs. Dal. (12/23/72), NFC-D	97t*
2.	Chuck Levy	vs. GB (1/11/98), NFC-CG	95t*
3.	Ray-Ray McCloud III	vs. Dal. (1/22/23), NFC-D	53
4.	Marc Logan	vs. Dal. (1/17/93), NFC-CG	50
5.	Deebo Samuel Sr.	at GB (1/22/22), NFC-D	45

*Only kickoffs returned for TDs in franchise postseason history

KICKOFF RETURN AVERAGE, Career

	Player	Games	Avg
1.	Chuck Levy	4	31.0
2.	Vic Washington	3	27.8
3.	Terrence Flagler	5	25.2
4.	LaMichael James	6	23.7
5.	Amos Lawrence	3	23.6

(min. 5 returns)

KICKOFF RETURN AVERAGE, Game

	Player	Game	Avg
1.	Vic Washington	vs. Dal. (12/23/72), NFC-D	45.3
2.	Chuck Levy	vs. GB (1/11/98), NFC-CG	42.3
3t.	Amos Lawrence	vs. NYG (1/3/82), NFC-D	29.3
	Vinny Sutherland	vs. TB (1/12/03), NFC-D	29.3
5.	Kyle Williams	vs. NYG (1/22/12), NFC-CG	28.3

49ERS INDIVIDUAL PLAYOFF RECORDS - PUNTING

MOST PUNTING YARDS, Career

<u>Player</u>	<u>Games</u>	<u>Yds</u>
1. Mitch Wishnowsky	12	1,828
2. Andy Lee	8	1,667
3. Max Runager	6	1,298
4. Barry Helton	8	1,288
5. Tommy Thompson	5	1,093

HIGHEST PUNTING AVERAGE, Career

<u>Player</u>	<u>Games</u>	<u>Avg</u>
1. Andy Lee	8	46.3
2. Mitch Wishnowsky	12	44.6
3. Jim Miller	3	41.5
4. Klaus Wilmsmeyer	7	41.2
5. Max Runager	6	39.3

(min. 10 punts)

HIGHEST PUNTING AVERAGE, Game

<u>Player</u>	<u>Game</u>	<u>Avg</u>
1. Mitch Wishnowsky	at KC (2/11/24), SB	50.8
2. Andy Lee	vs. NO (1/14/12), NFC-D	49.5
3. Reggie Roby	at Atl. (1/9/99), NFC-D	47.3
4. Mitch Wishnowsky	at GB (1/22/22), NFC-D	46.8
5. Mitch Wishnowsky	vs. Min. (1/11/20), NFC-D	46.5

(min. 4 punts)

HIGHEST NET AVERAGE, Game

<u>Player</u>	<u>Game</u>	<u>Avg</u>
1. Mitch Wishnowsky	at KC (2/11/24), SB	48.4
2. Mitch Wishnowsky	at GB (1/22/22), NFC-D	44.6
3. Klaus Wilmsmeyer	at Dal. (1/23/94), NFC-CG	44.0
4. Andy Lee	vs. NO (1/14/12), NFC-D	43.4
5. Mitch Wishnowsky	at Phi. (1/29/23), NFC-CG	42.0

(min. 4 punts)

LONGEST PUNT, Game

<u>Player</u>	<u>Long</u>
1. Andy Lee.....	63
vs. NO (1/14/12), NFC-D	
2. Andy Lee.....	62
at Atl. (1/20/13), NFC-CG	
3t. Andy Lee.....	59
vs. NYG (1/22/12), NFC-CG	
Steve Spurrier.....	59
at Min. (12/27/70), NFC-D	
Steve Spurrier.....	59
vs. Dal. (1/3/71), NFC-CG	

PUNTS INSIDE THE 20 YARD LINE, Career

<u>Player</u>	<u>In20</u>
1. Mitch Wishnowsky (12 games)	21
2. Andy Lee (8 games)	12
3t. Barry Helton (8 games).....	10
Klaus Wilmsmeyer (7 games)	10
5. Max Runager (6 games)	8

MOST PUNTS, Career

<u>Player</u>	<u>Punts</u>
1. Mitch Wishnowsky (12 games)	41
2. Andy Lee (8 games)	36
3. Barry Helton (8 games).....	35
4. Max Runager (6 games)	33
5t. Tommy Thompson (5 games)	29
Steve Spurrier (4 games).....	29

MOST PUNTS, Game

<u>Player</u>	<u>Punts</u>
1t. Andy Lee.....	10
vs. NYG (1/22/12), NFC-CG	
Max Runager	10
at NYG (1/4/87), NFC-D	
Steve Spurrier.....	10
vs. Was. (12/26/71), NFC-D	
4t. Andy Lee.....	8
vs. NO (1/14/12), NFC-D	
Steve Spurrier	8
at Min. (12/27/70), NFC-D	

49ERS TEAM PLAYOFF RECORDS

SCORING

Most Points, Game

- 55 vs. Den. (1/28/90), SB
- 49 vs. SD (1/29/95), SB
- 45 vs. GB (1/12/13), NFC-D

Most Points, Both Teams, Game

- 77 vs. NYG (1/5/03), NFC-WC
- 76 vs. GB (1/12/13), NFC-D
- 75 vs. SD (1/29/95), SB

Fewest Points, Both Teams, Game

- 14 vs. Phi. (12/29/96), NFC-WC, SF 14, Phi. 0
- 17 at Dal. (1/2/72), NFC-CG, Dal. 14, SF 3

Largest Margin of Victory, Game

- 45 vs. Den. (1/28/90), SB, SF 55, Den. 10

TOUCHDOWNS

Most Touchdowns, Game

- 8 vs. Den. (1/28/90), SB
- 7 vs. SD (1/29/95), SB

Most Touchdowns, Both Teams, Game

- 10 vs. NYG (1/5/03), NFC-WC, 49ers 5, NYG 5
- 10 vs. SD (1/29/95), SB, 49ers 7, SD 3
- 10 vs. GB (1/12/13), NFC-D, 49ers 6, GB 4

Fewest Touchdowns, Both Teams, Game

- 1 vs. NYG (1/20/91), NFC-CG, Giants 0, 49ers 1

FIELD GOALS

Most Field Goals, Game

- 4 (3 times) last vs. Dal. (1/22/23), NFC-D

Most Field Goals Attempted, Game

- 4 (5 times) last vs. Dal. (1/22/23), NFC-D

FIRST DOWNS

Most First Downs, Game

- 31 vs. Mia. (1/20/85), SB
- 31 vs. Min. (1/3/98), NFC-D
- 29 vs. GB (1/12/13), NFC-D
- 29 vs. LA Rams (1/14/90), NFC-CG

Fewest First Downs, Game

- 9 at NYG (1/4/87), NFC-D
- 9 at Dal. (1/2/72), NFC-CG
- 11 at Phi. (1/29/23), NFC-CG
- 11 vs. Was. (12/26/71), NFC-D

Most First Downs, Rushing, Game

- 16 vs. Mia. (1/20/85), SB
- 15 vs. GB (1/12/13), NFC-D
- 15 vs. Min. (1/3/98), NFC-D

Fewest First Downs, Rushing, Game

- 1 (3 times) last at TB (1/12/03), NFC-D

Most First Downs, Passing, Game

- 17 vs. SD (1/29/95), SB
- 17 vs. Dal. (1/10/82), NFC-CG

Fewest First Downs, Passing, Game

- 3 vs. GB (1/19/20), NFC-CG

TOTAL NET YARDS

Most Net Yards Gained, Game

- 579 vs. GB (1/12/13), NFC-D
- 537 vs. Mia. (1/20/85), SB
- 505 vs. Sea. (1/14/23), NFC-WC

Fewest Net Yards Gained, Game

- 164 at Phi. (1/29/23), NFC-CG
- 184 vs. NYG (1/4/87), NFC-D
- 196 at GB (1/4/97), NFC-D

Net Yards, Combined

- 931 vs. GB (1/12/13), NFC-D
- 892 vs. NYG (1/5/03), NFC-WC
- 879 vs. NO (1/14/12), NFC-D
- 851 vs. Mia. (1/20/85), SB

RUSHING

Most Attempts, Game

- 47 vs. Min. (1/11/20), NFC-D
- 45 vs. LA Rams (1/14/90), NFC-CG
- 44 vs. Den. (1/28/90), SB

Fewest Attempts, Game

- 11 vs. NYG (1/20/91), NFC-CG
- 13 at TB (1/12/03), NFC-D

Most Rushing Yards, Game

- 323 vs. GB (1/12/13), NFC-D
- 285 vs. GB (1/19/20), NFC-CG
- 211 vs. Mia. (1/20/85), SB

Fewest Rushing Yards, Game

- 29 at NYG (1/4/87), NFC-D
- 33 vs. GB (1/11/98), NFC-CG
- 39 vs. NYG (1/20/91), NFC-CG

Most Rushing Touchdowns, Game

- 6 vs. NYG (1/15/94), NFC-D
- 5 vs. Chi. (1/7/95), NFC-D

PASSING

Most Attempts, Game

- 65 vs. GB (1/6/96), NFC-D
- 48 at NYG (12/28/85), NFC-WC
- 48 at Was. (1/8/84), NFC-CG

Fewest Attempts, Game

- 8 vs. GB (1/19/20), NFC-CG
- 18 at Phi. (1/29/23), NFC-CG
- 19 vs. GB (1/22/22), NFC-D
- 19 vs. Min. (1/11/20), NFC-D
- 19 vs. Was. (12/26/71), NFC-D

Most Completions, Game

- 32 vs. GB (1/6/96), NFC-D
- 28 vs. NYG (1/5/03), NFC-WC

Fewest Completions, Game

- 6 vs. GB (1/19/20), NFC-CG
- 10 vs. Was. (12/26/71), NFC-CG
- 11 at Phi. (1/29/23), NFC-CG
- 11 vs. GB (1/22/22), NFC-D
- 11 vs. Min. (1/11/20), NFC-D

Most Yards Gained, Game

- 357 vs. Cin. (1/22/89), SB
- 356 vs. NYG (1/5/03), NFC-WC
- 347 at Was. (1/8/84), NFC-CG

Fewest Yards Gained, Game

- 77 vs. GB (1/19/20), NFC-CG
- 83 at Phi. (1/29/23), NFC-CG
- 131 at GB (1/22/22), NFC-D
- 131 vs. Min. (1/11/20), NFC-D

Most Touchdowns, Game

- 6 vs. SD (1/29/95), SB
- 5 vs. Den. (1/28/90), SB
- 4 vs. Min. (1/6/90), NFC-D

INTERCEPTIONS

Most Interceptions, Game

- 5 vs. Det. (12/31/83), NFC-D
- 4 vs. Min. (1/6/90), NFC-D

PUNTING

Most Punts, Game

- 10 vs. NYG (1/22/12), NFC-CG
- 10 at NYG (1/4/87), NFC-D
- 10 vs. Was. (12/26/71), NFC-D

Fewest Punts, Game

- 1 (2 times) last vs. Sea. (1/14/23), NFC-WC
- 2 (6 times) last at KC (2/2/20), SB

Highest Punting Average, Game (4+ punts)

- 49.5 vs. NO (1/14/12), NFC-D
- 47.3 at Atl. (1/9/99), NFC-D

Lowest Punting Average, Game (4+ punts)

- 30.8 vs. Min. (1/6/90), NFC-D

PENALTIES

Most Penalties, Game

- 14 vs. NYG (1/3/82), NFC-D
- 11 at Phi. (1/29/23), NFC-CG
- 11 vs. NYG (1/4/87), NFC-D

Fewest Penalties, Game

- 0 at Chi. (1/8/89), NFC-CG
- 1 at Dal. (1/2/72), NFC-CG

Most Yards Penalized, Game

- 145 vs. NYG (1/3/82), NFC-D
- 106 vs. Dal. (1/10/82), NFC-CG
- 86 vs. GB (1/12/13), NFC-D

Fewest Yards Penalized, Game

- 0 vs. Chi. (1/8/89), NFC-CG
- 10 (3 times) last vs. GB (1/19/20), NFC-C

FUMBLES

Most Fumbles, Game

- 6 vs. Det. (12/22/57), NFLP

Most Fumbles Lost, Game

- 3 (4 times) last at Phi. (1/29/23), NFC-CG

Most Fumbles Committed by Opp., Game

- 5 vs. GB (1/4/97), NFC-D

Most Fumbles Lost by Opponent, Game

- 3 vs. NO (1/14/12), NFC-D
- 3 vs. Dal. (12/23/72), NFC-D
- 3 vs. Det. (12/22/57), NFLP

TURNOVERS

Most Turnovers, Game

- 6 vs. Dal. (1/10/82), NFC-CG

KICK RETURNS

Most Kickoff Returns, Game

- 8 vs. Min. (1/9/88), NFC-D
- 7 vs. NYG (1/5/03), NFC-WC
- 7 at NYG (1/4/87), NFC-D

Most Kickoff Return Yards, Game

- 162 at TB (1/12/03), NFC-D
- 146 at Dal. (12/23/72), NFC-D

Most Kickoff Returns Allowed, Game

- 9 vs. Den. (1/28/90), SB
- 8 vs. SD (1/29/95), SB

Most Kickoff Return Yards Allowed, Game

- 242 vs. SD (1/29/95), SB
- 206 vs. Bal. (2/3/13), SB

Punt Returns, Game

- 8 vs. NYG (1/22/12), NFC-CG

Punt Return Yards, Game

- 70 vs. NYG (1/22/12), NFC-CG
- 69 vs. Chi. (1/6/85), NFC-CG
- 69 at Min. (12/27/70), NFC-D

Punt Returns Allowed, Game

- 7 at NYG (1/4/87), NFC-D

Punt Return Yards Allowed, Game

- 117 at GB (1/4/97), NFC-D

SACKS

Most Sacks Made, Game

- 9 vs. Chi. (1/6/85), NFC-CG
- 6 (5 times) last vs. Min. (1/11/20), NFC-D

Most Sacks Allowed, Game

- 4 (9 times) last: at GB (1/22/22), NFC-D

NFC-WC: NFC Wild Card; **NFC-D:** NFC Divisional
Playoff; **NFC-CG:** NFC Championship;
NFLP – NFL Playoff Game; **SB:** Super Bowl
* denotes NFL playoff record

49ERS POSTSEASON GAME SUMMARIES

1957

Lions 31, 49ers 27
Western Conference Championship
December 22 at Kezar Stadium
(San Francisco, CA)

San Francisco made its first playoff appearance as an NFL team a memorable one, but came up a bit short against the Detroit Lions at venerable Kezar Stadium. QB Y.A. Tittle completed 18-of-31 passes for 248 yards and three touchdowns for the 49ers. Tittle connected with HB R.C. Owens on a 34-yard scoring toss to record the first ever postseason touchdown for San Francisco. He also had touchdown connections with RB Hugh McElhenny and WR Billy Wilson. McElhenny caught six passes for a game-high 96 yards and rushed for 82 yards on 14 carries.

Lions	0	7	14	10	-	31
49ers	14	10	3	0	-	27

- 49ers—Owens 34 pass from Tittle (Soltau kick)
- 49ers—McElhenny 47 pass from Tittle (Soltau kick)
- Lions—Junker 4 pass from Rote (Martin kick)
- 49ers—Wilson 12 pass from Tittle (Soltau kick)
- 49ers—Soltau 25 FG
- 49ers—Soltau 10 FG
- Lions—Tracy 2 run (Martin kick)
- Lions—Tracy 58 run (Martin kick)
- Lions—Gedman 3 run (Martin kick)
- Lions—Martin 14 FG

1970

49ers 17, Vikings 14
NFC Divisional Playoff
December 27 at Metropolitan Stadium
(Bloomington, MN)

QB John Brodie scored on a one-yard run with just under two minutes remaining to provide the difference as the 49ers claimed a 17-14 decision over Minnesota at a frigid Metropolitan Stadium. San Francisco was trailing 7-0 in the first quarter when Brodie connected with WR Dick Witcher on a 24-yard scoring toss. Brodie completed 16-of-32 passes for 201 yards and one touchdown.

49ers	7	3	0	7	-	17
Vikings	7	0	0	7	-	14

- Vikings—Krause 22 fumble recovery (Cox kick)
- 49ers—Witcher 24 pass from Brodie (Gossett kick)
- 49ers—Gossett 40 FG
- 49ers—Brodie 1 run (Gossett kick)
- Vikings—Washington 24 pass from Cuozzo (Cox kick)

Cowboys 17, 49ers 10
NFC Championship
January 3 at Kezar Stadium
(San Francisco, CA)

QB John Brodie passed for 262 yards and one touchdown, but it wasn't enough as the Cowboys advanced to Super Bowl V with a 17-10 win over the 49ers at Kezar Stadium. RB Duane Thomas rushed for 143 yards and scored on a 13-yard run in the third quarter to put Dallas ahead 10-3. Later in the quarter QB Craig Morton connected with RB Walt Garrison on a five-yard toss to put the Cowboys up 17-3. San Francisco would add to its final score on its next possession with a 26-yard Brodie-to-WR Dick Witcher touchdown, capping an eight-play, 73-yard drive.

Cowboys	0	3	14	0	-	17
49ers	3	0	7	0	-	10

- 49ers—Gossett 16 FG
- Cowboys—Clark 21 FG
- Cowboys—Thomas 13 run (Clark kick)
- Cowboys—Garrison 5 pass from Morton (Clark kick)
- 49ers—Witcher 26 pass from Brodie (Gossett kick)

1971

49ers 24, Washington 20
NFC Divisional Playoff
December 26 at Candlestick Park
(San Francisco, CA)

QB John Brodie completed 10-of-19 passes for 176 yards and two touchdowns as San Francisco advanced to the NFC Championship Game with a 24-20 win over Washington at a wet and windy Candlestick Park. Brodie hit WR Gene Washington on a 78-yard play for his first touchdown of the game that helped tie the score at 10-10. On the next 49ers possession Brodie connected with WR Bob Windsor on a two-yard toss into the corner of the end zone that led to a 17-10 lead. The 49ers would insure the victory when DT Bob Hoskins pounced on an errant snap from center and recovered it for a touchdown with just under three minutes remaining in the game. LB Frank Nunley led the defensive effort with 11 tackles and a blocked field goal.

Washington	7	3	3	7	-	20
49ers	0	3	14	7	-	24

- Washington—Smith 5 pass from Kilmer (Knight kick)
- 49ers—Gossett 23 FG
- Washington—Knight 40 FG
- 49ers—Washington 78 pass from Brodie (Gossett kick)
- 49ers—Windsor 2 pass from Brodie (Gossett kick)
- Washington—Knight 36 FG
- 49ers—Hoskins rec. fumble in end zone (Gossett kick)
- Washington—Brown 16 pass from Kilmer (Knight kick)

Cowboys 14, 49ers 3
NFC Championship
January 2 at Texas Stadium
(Irving, TX)

San Francisco and Dallas combined for just 483 yards of total offense in a low-scoring affair at Texas Stadium. The Cowboys received rushing touchdowns from RB Calvin Hill and RB Duane Thomas as they posted a 14-3 win and earned a bid to Super Bowl VI. San Francisco was paced offensively by RB Vic Washington with 86 yards of total offense. QB John Brodie completed 14-of-30 passes for 184 yards, but was intercepted three times. DE Cedrick Hardman had a big game with 12 tackles, including two sacks. DE Tommy Hart and LB Frank Nunley had 11 tackles each.

49ers	0	0	3	0	-	3
Cowboys	0	7	0	7	-	14

- Cowboys—Hill 1 run (Clark kick)
- 49ers—Gossett 28 FG
- Cowboys—D. Thomas 2 run (Clark kick)

1972

Cowboys 30, 49ers 28
NFC Divisional Playoff
December 23 at Candlestick Park
(San Francisco, CA)

QB Roger Staubach came off the bench to rally the Dallas Cowboys with two touchdown passes in the closing minutes of regulation to post a 30-28 come-from-behind win over the 49ers. Staubach connected with WR Billy Parks on a 20-yard touchdown with 1:30 remaining in the game. On the ensuing onside kick the Cowboys recovered and three plays later Staubach connected with WR Ron Sellers for the game winner. The outcome overshadowed several sparkling individual efforts for the 49ers. RB Vic Washington set a club record with his 97-yard touchdown return on the opening kickoff. RB Larry Schrieber also established a then club record by scoring three rushing touchdowns. LB Ed Beard led the Niners defense with 10 tackles while DE Cedrick Hardman added three sacks.

Cowboys	3	10	0	17	-	30
49ers	7	14	7	0	-	28

- 49ers—Washington 97 kickoff return (Gossett kick)
- Cowboys—Fritsch 37 FG
- 49ers—Schrieber 1 run (Gossett kick)
- 49ers—Schrieber 1 run (Gossett kick)
- Cowboys—Fritsch 45 FG
- Cowboys—Alworth 28 pass from Morton (Fritsch kick)
- 49ers—Schrieber 1 run (Gossett kick)
- Cowboys—Fritsch 27 FG
- Cowboys—Parks 20 pass from Staubach (Fritsch kick)
- Cowboys—Sellers 10 pass from Staubach (Fritsch kick)

1981

49ers 38, Giants 24
NFC Divisional Playoff
January 3 at Candlestick Park
(San Francisco, CA)

San Francisco returned to the playoffs for the first time since 1972 and posted its first postseason win since 1971 with a 38–24 triumph over the visiting New York Giants. Aiding the 49ers cause was CB Ronnie Lott, who intercepted two passes, including one he returned 20 yards for a touchdown, and recorded five tackles. Offensively, the Niners were paced by QB Joe Montana, who completed 20-of–31 passes for 304 yards and two touchdowns. Montana hit TE Charlie Young on an eight-yard toss in the first quarter and connected with WR Freddie Solomon on a 58-yard strike in the second. Solomon finished the day with six receptions for 107 yards. He was joined by WR Dwight Clark who had five receptions for 104 yards.

Giants	7	3	7	7	–	24
49ers	7	17	0	14	–	38

- 49ers— Young 8 pass from Montana (Wersching kick)
- Giants— Gray 72 pass from Brunner (Danelo kick)
- 49ers— Wersching 22 FG
- 49ers— Solomon 58 pass from Montana (Wersching kick)
- 49ers— Patton 25 run (Wersching kick)
- Giants— Danelo 48 FG
- Giants— Perkins 59 pass from Brunner (Danelo kick)
- 49ers— Ring 3 run (Wersching kick)
- 49ers— Lott 20 interception (Wersching kick)
- Giants— Perkins 17 pass from Brunner (Danelo kick)

49ers 28, Cowboys 27
NFC Championship
January 10 at Candlestick Park
(San Francisco, CA)

In the most memorable playoff game to date, the 49ers and Cowboys staged an epic battle. In what was a fitting end for some and a heartbreaking one for others, it was the 49ers who came out on top 28–27. QB Joe Montana capped a brilliant day with a six-yard touchdown pass to WR Dwight Clark late in the fourth quarter to overcome a six-point deficit. “The Catch,” as it would come to be known, capped a 13-play, 89-yard drive that took over four minutes off the clock. Montana finished the day with 286 yards on 22-of–35 passing and three touchdowns. Clark posted eight receptions for 120 yards and two touchdowns.

Cowboys	10	7	0	10	–	27
49ers	7	7	7	7	–	28

- 49ers— Solomon 8 pass from Montana (Wersching kick)
- Cowboys— Septien 44 FG
- Cowboys— Hill 26 pass from White (Septien kick)
- 49ers— Clark 20 pass from Montana (Wersching kick)
- Cowboys— Dorsett 5 run (Septien kick)
- 49ers— Davis 2 run (Wersching kick)
- Cowboys— Septien 22 FG
- Cowboys— Cosbie 21 pass from White (Septien kick)
- 49ers— Clark 6 pass from Montana (Wersching kick)

49ers 26, Bengals 21
Super Bowl XVI
January 24 at Silverdome
(Pontiac, MI)

QB Joe Montana accounted for two first half touchdowns and K Ray Wersching added two field goals as San Francisco built a 20–0 lead at the half and held on for a 26–21 victory over the Bengals for its first Super Bowl Championship. Montana scored on a one-yard run in the first quarter and in the second he led the team on a 12-play, 92-yard drive that resulted in an 11-yard scoring toss to FB Earl Cooper. For the game, Montana completed 14-of–22 passes for 157 yards. Wersching also had an impressive outing. The veteran kicker connected on all four field goal attempts in the game, hitting from 22, 26, 40 and 23 yards. The 49ers defense kept the potent Bengals attack in check for much of the game. Cincinnati QB Ken Anderson warmed up in the second half with three touchdowns, two of them on pass plays to TE Dan Ross, but two fourth quarter field goals by Wersching put the game out of reach. LB Jack Reynolds keyed the 49ers defense with seven tackles and one sack. LB Bob Leopold also recorded seven tackles and NT Archie Reese added six stops.

49ers	7	13	0	6	–	26
Bengals	0	0	7	14	–	21

- 49ers— Montana 1 run (Wersching kick)
- 49ers— Cooper 11 pass from Montana (Wersching kick)
- 49ers— Wersching 22 FG
- 49ers— Wersching 26 FG
- Bengals— Anderson 5 run (Breech kick)
- Bengals— Ross 4 pass from Anderson (Breech kick)
- 49ers— Wersching 40 FG
- 49ers— Wersching 23 FG
- Bengals— Ross 3 pass from Anderson (Breech kick)

- Lions— Murray 37 FG
- 49ers— Craig 1 run (Wersching kick)
- 49ers— Tyler 2 run (Wersching kick)
- Lions— Murray 21 FG
- Lions— Murray 54 FG
- 49ers— Wersching 19 FG
- Lions— Sims 11 run (Murray kick)
- Lions— Sims 3 run (Murray kick)
- 49ers— Solomon 14 pass from Montana (Wersching kick)

Washington 24, 49ers 21
NFC Championship
January 8 at RFK Stadium
(Washington, DC)

Mark Moseley connected on a 25-yard field goal with 40 seconds remaining to hand San Francisco a heartbreaking 24–21 defeat in the NFC Championship Game at RFK Stadium. The defeat was especially hard to swallow after the 49ers fought back from a 21–0 deficit with 21 fourth-quarter points. QB Joe Montana hit WR Mike Wilson on a five-yard scoring strike 30 seconds into the fourth, snapping the shutout. On the next 49ers possession, Montana hit WR Freddie Solomon on a 76-yard bomb to pull within seven at 21–14. Washington went three-and-out on their next possession, which led to another Montana-to-Wilson touchdown and a tie ballgame. Unfortunately for the 49ers, Washington would launch a six-minute drive that led to the Moseley field goal and the end of the season. Montana finished the game with his typically excellent numbers: 27-of–48 for 347 yards and three touchdowns. Solomon caught eight passes for 106 yards and one touchdown. DT Pete Kugler led the defensive charge with 10 tackles. He was joined by S Carlton Williamson with eight tackles and LBs Riki Ellison and Keena Turner had six stops each.

49ers	0	0	0	21	–	21
Washington	0	7	14	3	–	24

- Washington— Riggins 4 run (Moseley kick)
- Washington— Riggins 1 run (Moseley kick)
- Washington— Brown 70 pass from Theismann (Moseley kick)
- 49ers— Wilson 5 pass from Montana (Wersching kick)
- 49ers— Solomon 76 pass from Montana (Wersching kick)
- 49ers— Wilson 12 pass from Montana (Wersching kick)
- Washington— Moseley 25 FG

1983

49ers 24, Lions 23
NFC Divisional Playoff
December 31 at Candlestick Park
(San Francisco, CA)

WR Freddie Solomon caught a 14-yard touchdown pass from QB Joe Montana with two minutes remaining to give San Francisco a 24–23 win over the visiting Detroit Lions and earn a berth in the NFC Championship Game. San Francisco’s defense kept the team alive on several occasions, intercepting Detroit QB Gary Danielson five times. LB Riki Ellison had two interceptions while LB Keena Turner, S Dwight Hicks and CB Ronnie Lott had one apiece. RB Wendell Tyler and RB Roger Craig each scored a touchdown for San Francisco. Tyler rushed for 74 yards on 17 carries and also caught two passes for 15 yards. Craig led the Niners in receiving with seven receptions for 61 yards.

Lions	3	6	0	14	–	23
49ers	7	7	3	7	–	24

1984

49ers 21, Giants 10
NFC Divisional Playoff
December 29 at Candlestick Park
(San Francisco, CA)

QB Joe Montana rushed for 63 yards, passed for 309 yards and the 49ers earned a date in the NFC Championship Game with a 21–10 win over the New York Giants. San Francisco drew first blood when Montana hooked up with his favorite target, WR Dwight Clark, on a 21–yard scoring toss just three minutes into the first quarter. Clark would finish the day with 112 yards on nine receptions. On the Giants next possession, it was S Ronnie Lott who intercepted a QB Phil Simms pass and returned it 38 yards to the New York 12–yard line. Two plays later, Montana hit TE Russ Francis on a nine–yard strike to extend the lead to 14–0. New York would pull within three following LB Harry Carson’s interception and touchdown return off a tipped Montana pass seven minutes into the second quarter. Three minutes later, the 49ers answered when Montana hit WR Freddie Solomon on a 29–yard scoring completion to put San Francisco up 21–10. DE Fred Dean recorded seven tackles and two sacks for the inspired 49ers defense. LB Jack Reynolds added five tackles.

Giants	0	10	0	0	–	10
49ers	14	7	0	0	–	21

49ers— Clark 21 pass from Montana (Wersching kick)
49ers— Francis 9 pass from Montana (Wersching kick)
Giants— Haji–Sheikh 46 FG
Giants— Carson 14 interception return (Haji–Sheikh kick)
49ers— Solomon 29 pass from Montana (Wersching kick)

49ers 23, Bears 0
NFC Championship
January 6 at Candlestick Park
(San Francisco, CA)

San Francisco advanced to Super Bowl XIX with a 23–0 win over the visiting Chicago Bears. The story of the day was the 49ers defense that recorded nine sacks and held the Bears to 186 yards of total offense. Leading the charge for the defense were DE Gary Johnson and DT Michael Carter. Neither Johnson nor Carter were starters in the game, yet they led the squad with two sacks and six tackles each. LB Riki Ellison recorded a team–high eight tackles. Offensively, San Francisco was led by QB Joe Montana and RB Wendell Tyler. Montana threw for 233 yards and one touchdown, a 10–yard toss to WR Freddie Solomon in the fourth quarter. Tyler had 68 yards on 10 carries and scored on a nine–yard jaunt early in the third quarter.

Bears	0	0	0	0	–	0
49ers	3	3	7	10	–	23

49ers— Wersching 21 FG
49ers— Wersching 22 FG
49ers— Tyler 9 run (Wersching kick)
49ers— Solomon 10 pass from Montana (Wersching kick)
49ers— Wersching 34 FG

49ers 38, Dolphins 16
Super Bowl XIX
January 20 at Stanford Stadium
(Palo Alto, CA)

QB Joe Montana passed for 331 yards and accounted for four touchdowns to lead San Francisco to a 38–16 win over the Miami Dolphins. For his efforts, Montana was named Super Bowl MVP for the second time in his career. The game was played at nearby Stanford Stadium in Palo Alto in front of 84,059 fans. Montana’s first touchdown of the day came on a 33–yard strike to RB Carl Monroe late in the first quarter. He followed that with an eight–yard scoring toss to RB Roger Craig in the second quarter. On the next 49ers possession, Montana added his third score of the day, this time taking it in himself on a six–yard run. His fourth and final score came on a 16–yard pass to Craig midway through the third quarter. Craig also had an impressive day totaling 135 yards of total offense and added two scores. San Francisco rolled up an impressive 537 yards of total offense in the game, including 211 rushing yards. S Carlton Williamson and CB Eric Wright each intercepted a QB Dan Marino pass. LB Keena Turner led the team with six tackles.

Dolphins	10	6	0	0	–	16
49ers	7	21	10	0	–	38

Dolphins— von Schamann 37 FG
49ers— Monroe 33 pass from Montana (Wersching kick)
Dolphins— Johnson 2 pass from Marino (von Schamann kick)
49ers— Craig 8 pass from Montana (Wersching kick)
49ers— Montana 6 run (Wersching kick)
49ers— Craig 2 run (Wersching kick)
Dolphins— von Schamann 31 FG
Dolphins— von Schamann 30 FG
49ers— Wersching 27 FG
49ers— Craig 16 pass from Montana (Wersching kick)

1985

Giants 17, 49ers 3
NFC Wild Card
December 28 at Giants Stadium
(Meadowlands, NJ)

San Francisco posted more yards of total offense than the host Giants, yet it wasn’t enough as New York rolled up a 17–3 win in the NFC Wild Card Game. QB Joe Montana completed 26–of–47 passes for 296 yards for the 49ers in the losing effort. WR Dwight Clark caught a postseason career–high eight passes for 120 yards. The Giants were led by RB Joe Morris who gained 141 yards on the ground and QB Phil Simms who passed for 181 yards and two touchdowns. Defensively, San Francisco was paced by LB Keena Turner with seven tackles and S Ronnie Lott, who added five stops.

49ers	0	3	0	0	–	3
Giants	3	7	7	0	–	17

Giants— Schubert 47 FG
Giants— Bavaro 18 pass from Simms (Schubert kick)
49ers— Wersching 21 FG
Giants— Hasselbeck 3 pass from Simms (Schubert kick)

1986

Giants 49, 49ers 3
NFC Divisional Playoff
January 4 at Giants Stadium
(Meadowlands, NJ)

QB Phil Simms threw four touchdown passes and RB Joe Morris rushed for 159 yards as the New York Giants defeated San Francisco for the second consecutive season in a playoff game at Giants Stadium. San Francisco was held to 29 yards on the ground and 184 yards of total offense by a Giants defense led by LB Lawrence Taylor and LB Harry Carson. Carson posted nine tackles and Taylor returned an interception 34 yards for a touchdown. Simms threw four touchdown passes and Morris rushed for 159 yards and two scores to lead a potent New York offense.

49ers	3	0	0	0	–	3
Giants	7	21	21	0	–	49

Giants— Bavaro 24 pass from Simms (Allegre kick)
49ers— Wersching 26 FG
Giants— Morris 45 run (Allegre kick)
Giants— Johnson 15 pass from Simms (Allegre kick)
Giants— Taylor 34 interception return (Allegre kick)
Giants— McConkey 28 pass from Simms (Allegre kick)
Giants— Mowat 29 pass from Simms (Allegre kick)
Giants— Morris 2 run (Allegre kick)

1987

Vikings 36, 49ers 24
NFC Divisional Playoff
January 9 at Candlestick Park
(San Francisco, CA)

Minnesota WR Anthony Carter and K Chuck Nelson each established NFL postseason records as the Vikings posted a 36–24 win over hometown San Francisco at Candlestick Park. Carter caught 10 passes from QB Wade Wilson for an NFL postseason record 227 yards. Carter broke the old record of 198 yards that was set by E Tom Fears of the Los Angeles Rams in 1950 against the Chicago Bears. Nelson set his record by kicking five field goals, breaking the old mark of four that was done eight times. San Francisco was led offensively by QB Steve Young, who spelled QB Joe Montana early in the second half. Young completed 12–of–17 passes for 158 yards and one touchdown. He also ran for a team–high 72 yards on six carries and had a five–yard touchdown run.

Vikings	3	17	10	6	–	36
49ers	3	0	14	7	–	24

Vikings— Nelson 21 FG
 49ers— Wersching 43 FG
 Vikings— Hilton 7 pass from Wilson (Nelson kick)
 Vikings— Nelson 23 FG
 Vikings— Rutland 45 interception return (Nelson kick)
 49ers— Fuller 48 interception return (Wersching kick)
 Vikings— Jones 5 pass from Wilson (Nelson kick)
 49ers— Young 5 run (Wersching kick)
 Vikings— Nelson 40 FG
 Vikings— Nelson 46 FG
 49ers— Frank 16 pass from Young (Wersching kick)
 Vikings— Nelson 23 FG

1988

49ers 34, Vikings 9
NFC Divisional Playoff
January 1 at Candlestick Park
(San Francisco, CA)

RB Roger Craig and WR Jerry Rice entered the NFL record books as the 49ers advanced to the NFC Championship Game with a convincing 34–9 win over the visiting Minnesota Vikings at Candlestick. Rice set a record, that he shares with five other players, with three touchdown receptions. He scored on receptions of two, four and 11 yards, all thrown by QB Joe Montana. Rice closed the day with five receptions for 61 yards. Craig entered the record book courtesy of his 80–yard touchdown run in the fourth quarter. The run was the longest touchdown run and the longest run from scrimmage in team postseason history. Craig broke the old record established by RB Marcus Allen with his 74–yard touchdown run against Washington in 1983. Craig finished the day with 135 yards on 21 carries and two touchdowns. The 49ers defense also posted a strong day, recording six sacks, two interceptions and one fumble recovery. S Ronnie Lott had a big day with four tackles, two interceptions and three passes defended. DE Larry Roberts recorded two and a half sacks.

Vikings	3	0	6	0	–	9
49ers	7	14	0	13	–	34

Vikings— Nelson 47 FG
 49ers— Rice 2 pass from Montana (Cofer kick)
 49ers— Rice 4 pass from Montana (Cofer kick)
 49ers— Rice 11 pass from Montana (Cofer kick)
 Vikings— H. Jones 5 pass from Wilson (Nelson kick)
 49ers— Craig 4 run (Cofer kick)
 49ers— Craig 80 run (Cofer kick)

49ers 28, Bears 3
NFC Championship
January 8 at Soldier Field
(Chicago, IL)

Game time temperatures were in the teens and the wind chill was 26 below zero, but the San Francisco 49ers were hot, as they rolled to a 28–3 win over the Chicago Bears at Soldier Field. QB Joe Montana hit WR Jerry Rice on a 61–yard scoring toss in the first quarter and a 27–yard scoring toss in the second as the 49ers took a 14–3 lead into the half. In the third quarter, it was again the mastery of Montana, who connected

with TE John Frank on a five–yard touchdown pass to extend the lead to 21–3. FB Tom Rathman capped a solid day with a four–yard burst into the end zone with 8:07 remaining in the fourth quarter. Rathman finished with 36 yards rushing and caught five passes for 51 yards. The San Francisco defensive charge was led by LB Mike Walter, who posted a game–high 11 tackles and forced a fumble. S Jeff Fuller recorded nine tackles and intercepted a pass. Offensively, Rice finished with 11 receptions for 133 yards and two touchdowns while Montana completed 17–of–27 passes for 288 yards.

49ers	7	7	7	7	–	28
Bears	0	3	0	0	–	3

49ers— Rice 61 pass from Montana (Cofer kick)
 49ers— Rice 27 pass from Montana (Cofer kick)
 Bears— Butler 25 FG
 49ers— Frank 5 pass from Montana (Cofer kick)
 49ers— Rathman 4 run (Cofer kick)

49ers 20, Bengals 16
Super Bowl XXIII
January 22 at Joe Robbie Stadium
(Miami, FL)

In what proved to be the most exciting Super Bowl game of the decade, it was the play of a collected veteran that delivered San Francisco its third NFL Championship. QB Joe Montana connected on 23–of–36 passes for 357 yards, but no completion would be more important than his last. The game opened at a stand still with neither team having any ability to move the ball offensively. San Francisco opened the scoring on a 41–yard field goal by K Mike Cofer late in the first quarter. The Bengals responded with K Jim Breech’s 34–yard field goal and the teams headed to the half locked in a 3–3 tie. The third quarter began with the teams trading field goals before the Bengals broke the touchdown draught. Following a 49ers field goal, Cincinnati KR Stanford Jennings took the Cofer kickoff and returned it 93 yards for a touchdown. It didn’t take long for San Francisco to respond. Montana hit WR Jerry Rice for a 31–yard completion and followed that with a swing pass that RB Roger Craig turned into a 40–yard gain. Two plays and 16 seconds later, Montana found Rice in the corner of the end zone for a 10–yard touchdown. An 11–play, 46–yard drive by the Bengals resulted in a 46–yard field goal by Breech, giving Cincinnati a 16–13 lead and leaving the 49ers just 3:20 on the clock. San Francisco received the kickoff and returned it to the 20, but a penalty moved the ball back to the eight–yard line. What happened next is legendary. Montana connected on five consecutive passes to move the ball to the Bengals 35. A holding penalty moved the ball back 10 yards, but Montana responded with a 27–yard completion to Rice and another first down. A quick hit to Craig followed by a timeout left the Niners with second and two from the Bengals 10–yard line. Following the timeout, Montana hit WR John Taylor in the middle of the end zone for a touchdown and San Francisco had its third Super Bowl title of the decade.

Bengals	0	3	10	3	–	16
49ers	3	0	3	14	–	20

49ers— Cofer 41 FG
 Bengals— Breech 34 FG
 Bengals— Breech 43 FG
 49ers— Cofer 32 FG
 Bengals— Jennings 93 kickoff return (Breech kick)
 49ers— Rice 14 pass from Montana (Cofer kick)
 Bengals— Breech 40 FG
 49ers— Taylor 10 pass from Montana (Cofer kick)

1989

49ers 41, Vikings 13
NFC Divisional Playoff
January 6 at Candlestick Park
(San Francisco, CA)

QB Joe Montana threw four touchdown passes and RB Roger Craig rushed for 118 yards as the 49ers advanced to the NFC Championship Game with a convincing 41–13 win over the visiting Minnesota Vikings at Candlestick Park. The Vikings opened the scoring on a K Rich Karlis field goal nine minutes into the first quarter, but from that point on it was all San Francisco. The 49ers erupted for 28 consecutive points before halftime to put the game away early. Just 20 seconds after the Vikings initial score, Montana connected with WR Jerry Rice for the first of his four touchdown passes of the afternoon. The play started simply enough before, in true Rice fashion, he turned a seven–yard gain into a 72–yard touchdown. Following an interception by S Chet Brooks, Montana hit TE Brent Jones for an eight–yard touchdown pass and the rout was on. Montana would add touchdown passes to WR John Taylor and another to Rice before handing the game over to reserve QB Steve Young. On the day, Montana completed 17–of–24 passes for 241 yards. The 49ers defense would also contribute a score, courtesy of S Ronnie Lott, who intercepted a QB Tommy Kramer pass and returned it 58 yards for a touchdown.

Vikings	3	0	3	7	–	13
49ers	7	20	0	14	–	41

Vikings— Karlis 38 FG
 49ers— Rice 72 pass from Montana (Cofer kick)
 49ers— Jones 8 pass from Montana (Cofer kick)
 49ers— Taylor 8 pass from Montana (kick failed)
 49ers— Rice 13 pass from Montana (Cofer kick)
 Vikings— Karlis 44 FG
 49ers— Lott 58 interception return (Cofer kick)
 49ers— Craig 4 run (Cofer kick)
 Vikings— Fenney 3 run (Karlis kick)

49ers 30, Rams 3
NFC Championship
January 14 at Candlestick Park
(San Francisco, CA)

The 49ers defense intercepted QB Jim Everett three times and held the Los Angeles Rams to 156 yards of total offense as San Francisco earned its fourth trip to the Super Bowl of the decade with a 30–3 win at Candlestick Park in the NFC Championship Game. San Francisco QB Joe Montana was superb in his direction of the 49ers offense, completing 26–of–30 passes for

262 yards and two touchdowns. His first touchdown pass of the game came with 11:27 remaining in the second quarter when he hit TE Brent Jones on a 20-yard strike to give the 49ers a 7-3 lead. CB Tim McKyer intercepted an Everett pass giving the 49ers possession at the Los Angeles 27-yard line. A five-play drive culminated in a one-yard touchdown run by RB Roger Craig. It wouldn't take long for San Francisco to strike again. Gaining possession with 3:10 remaining in the second, Montana calmly directed a 14-play, 97-yard drive that ended with an 18-yard scoring toss to WR John Taylor. K Mike Cofer accounted for the final nine points on three field goals in the second half. Offensively, Montana was joined by Craig, who rushed for 94 yards on 24 carries. WR Jerry Rice caught six passes for 55 yards and FB Tom Rathman added 63 yards rushing and 48 yards receiving.

Rams	3	0	0	0	-	3
49ers	0	21	3	6	-	30

Rams—Lansford 23 FG
 49ers—Jones 20 pass from Montana (Cofer kick)
 49ers—Craig 1 run (Cofer kick)
 49ers—Taylor 18 pass from Montana (Cofer kick)
 49ers—Cofer 28 FG
 49ers—Cofer 36 FG
 49ers—Cofer 25 FG

49ers 55, Broncos 10
Super Bowl XXIV
January 28 at Louisiana Superdome
(New Orleans, LA)

WR Jerry Rice scored three touchdowns, FB Tom Rathman scored twice and QB Joe Montana earned his third Super Bowl MVP award as the San Francisco 49ers cruised to their fourth NFL Championship of the decade with a resounding 55-10 win over the Denver Broncos. The game was played before a crowd of 72,919 at the Louisiana Superdome in New Orleans, LA. Rice scored on touchdown catches of 20, 38 and 28 yards en route to a seven-reception, 148-yard outing. Rathman scored his two touchdowns on runs of one and three yards. The real story of the game was the play of Montana. He completed a sensational 22-of-29 passes for 297 yards and five touchdowns. He was masterful in his direction of the 49ers offense, leading the team on scoring drives of 66, 69 and 71 yards. The 49ers defense proved to be as devastating as the offense. San Francisco harassed Denver QB John Elway all game, intercepting him twice and sacking him on six occasions. DE Daniel Stubbs led the way with two sacks and was joined by four others who had one sack each. DE Kevin Fagan had six tackles and LB Matt Millen added five.

49ers	13	14	14	14	-	55
Broncos	3	0	7	0	-	10

49ers—Rice 20 pass from Montana (Cofer kick)
 Broncos—Treadwell 42 FG
 49ers—Jones 7 pass from Montana (kick failed)
 49ers—Rathman 1 run (Cofer kick)
 49ers—Rice 38 pass from Montana (Cofer kick)

49ers—Rice 28 pass from Montana (Cofer kick)
 49ers—Taylor 35 pass from Montana (Cofer kick)
 Broncos—Elway 3 run (Treadwell kick)
 49ers—Rathman 3 run (Cofer kick)
 49ers—Craig 1 run (Cofer kick)

1990

49ers 28, Washington 10
NFC Divisional Playoff
January 12 at Candlestick Park
(San Francisco, CA)

QB Joe Montana completed 22-of-31 passes for 274 yards and two touchdowns as San Francisco advanced to the NFC Championship Game with a 28-10 win over visiting Washington. Washington opened the scoring on a 31-yard touchdown reception from QB Mark Rypien to WR Art Monk. The 49ers answered with a one-yard touchdown run by FB Tom Rathman that capped an eight-play, 74-yard drive to tie the score at 7-7. Washington added a 44-yard field goal by K Chip Lohmiller just before the end of the first quarter to take a 10-7 lead. That would be all of the scoring for Washington as the 49ers would reel off 21 consecutive points over the next three quarters. Montana hit WR Jerry Rice on a 10-yard strike to complete a 10-play drive, giving San Francisco its first lead of the game four minutes into the second quarter. Five minutes later, the 49ers would extend their lead to 21-10 thanks to an eight-yard touchdown pass from Montana to WR Mike Sherrard. It was the 49ers defense that would cap the scoring for the day. Following a scoreless third quarter, DT Michael Carter intercepted a Rypien pass that had been tipped by DE Charles Haley and returned it 61 yards for a touchdown. CB Don Griffin and DE Kevin Fagan had seven tackles each to lead the 49ers defense.

Washington	10	0	0	0	-	10
49ers	7	14	0	7	-	28

Washington—Monk 31 pass from Rypien (Lohmiller kick)
 49ers—Rathman 1 run (Cofer kick)
 Washington—Lohmiller 44 FG
 49ers—Rice 10 pass from Montana (Cofer kick)
 49ers—Sherrard 8 pass from Montana (Cofer kick)
 49ers—Carter 61 interception return (Cofer kick)

Giants 15, 49ers 13
NFC Championship
January 20 at Candlestick Park
(San Francisco, CA)

Kickers and defense were the story of the day at Candlestick as the Giants used five field goals from K Matt Bahr and the Giants defense held San Francisco to 39 yards on the ground to defeat the 49ers 15-13. In the first two quarters, it was Bahr and 49ers K Mike Cofer who provided all the scoring. Bahr connected on a pair of field goals from 28 and 42 yards out. Cofer added field goals of 47 and 35 yards, and the teams entered the half in a 6-6 tie. San Francisco opened the scoring in the third quarter on a 61-yard touchdown

pass to WR John Taylor from QB Joe Montana to take a 13-6 lead. From that point on, it was all New York and Matt Bahr. Bahr kicked field goals of 46 and 38 yards to pull the Giants within one at 13-12 with 5:47 remaining. San Francisco took over at its own 20-yard line, but five plays later DT Erik Howard forced a 49ers fumble and LB Lawrence Taylor recovered at the Giants 43-yard line with 2:36 remaining. A pair of QB Jeff Hostetler completions to TE Mark Bavaro and WR Stephen Baker had the Giants in field goal range at the 49ers 29-yard line with 1:10 remaining in the contest. Three plays later Bahr added his fifth field goal of the day, this one from 42 yards away, as time expired. Montana completed 18-of-26 passes for 190 yards and one touchdown. Taylor caught two passes for 75 yards, including the 61-yard touchdown. WR Jerry Rice added five catches for 54 yards. Defensively, San Francisco was led by LB Bill Romanowski's seven tackles. DT Jim Burt, DT Pierce Holt and DE Charles Haley added one sack each.

Giants	3	3	3	6	-	15
49ers	3	3	7	0	-	13

49ers—Cofer 47 FG
 Giants—Bahr 28 FG
 Giants—Bahr 42 FG
 49ers—Cofer 35 FG
 49ers—Taylor 61 pass from Montana (Cofer kick)
 Giants—Bahr 46 FG
 Giants—Bahr 38 FG
 Giants—Bahr 42 FG

1992

49ers 20, Washington 13
NFC Divisional Playoff
January 9 at Candlestick Park
(San Francisco, CA)

QB Steve Young threw for 227 yards, including two touchdown passes, and rushed for an additional 73 yards to lead San Francisco to a hard fought 20-13 win over visiting Washington at Candlestick Park. Young tossed a five-yard touchdown pass to WR John Taylor to open the scoring at the 11:48 mark of the first quarter. The teams traded field goals, and then Young hit TE Brent Jones on a 16-yard scoring strike and K Mike Cofer added the extra point to give San Francisco a 17-3 lead at halftime. Washington answered with 10 consecutive points on a K Chip Lohmiller field goal and a QB Mark Rypien one-yard touchdown plunge to cut the 49ers lead to 17-13. The locals responded with a 14-play, 59-yard drive that resulted in a 33-yard Cofer field goal with 2:22 remaining. The San Francisco defense did the rest, sacking Rypien four times on its final drive before forcing Washington to turn the ball over on downs. DT Pierce Holt had four tackles, including three sacks, to pace a determined Niners defense. CB Don Griffin posted a team-high six stops in the victory.

Washington	3	0	3	7	-	13
49ers	7	10	0	3	-	20

49ers— Taylor 5 pass from Young (Cofer kick)
 Washington— Lohmiller 19 FG
 49ers— Cofer 23 FG
 49ers— Jones 16 pass from Young (Cofer kick)
 Washington— Lohmiller 32 FG
 Washington— Rypien 1 run (Lohmiller kick)
 49ers— Cofer 33 FG

Cowboys 30, 49ers 20
NFC Championship
January 17 at Candlestick Park
(San Francisco, CA)

QB Troy Aikman completed 24-of-34 passes for 322 yards and two touchdowns as the Cowboys claimed a 30-20 win over the 49ers. The game was played before 64,920 fans at a rainy Candlestick Park. Dallas opened the scoring with a 20-yard field goal by K Lin Elliott. The 49ers answered with a one-yard run by QB Steve Young to take a 7-3 lead after the first quarter. Cowboy RB Emmitt Smith scored the first of his two touchdowns on a four-yard run at the 5:05 mark of the second quarter to put Dallas up 10-7. San Francisco tied the score three minutes later on a 28-yard field goal by K Mike Cofer. FB Daryl Johnston scored the first points of the second half on a three-yard run at the 10:45 mark of the third quarter to put the Cowboys ahead 17-10. Cofer added a field goal for the 49ers to make the score 17-13 heading into the fourth quarter. It was a battle between Aikman and Young in the fourth. Aikman hit Smith on a 16-yard scoring strike at the 12:25 mark, extending the Dallas lead to 24-13. Young answered back with a nine play, 93-yard drive resulting in a five-yard scoring toss to WR Jerry Rice to trim the Cowboys lead to 24-20. It didn't take long for Dallas to respond. On a first and 10 from their own 21, Aikman hit WR Alvin Harper on a crossing pattern that Harper turned into a 70-yard completion. Three plays later Aikman hit WR Kelvin Martin for a six-yard touchdown to secure the win. Rice had an outstanding day receiving, finishing with eight catches for 123 yards and one touchdown. Young completed 25-of-35 passes for 313 yards and one touchdown. CB Eric Davis had six tackles to lead the 49ers defense. DT Ted Washington and DE Kevin Fagan had two sacks each.

Cowboys	3	7	7	13	-	30
49ers	7	3	3	7	-	20

Cowboys— Elliott 20 FG
 49ers— Young 1 run (Cofer kick)
 Cowboys— Smith 4 run (Elliott kick)
 49ers— Cofer 28 FG
 Cowboys— Johnston 3 run (Elliott kick)
 49ers— Cofer 42 FG
 Cowboys— Smith 16 pass from Aikman (Elliott kick)
 49ers— Rice 5 pass from Young (Cofer kick)
 Cowboys— Martin 6 pass from Aikman (kick blocked)

1993

49ers 44, Giants 3
NFC Divisional Playoff
January 15 at Candlestick Park
(San Francisco, CA)

It was a wattered down 49ers attack at Candlestick Park as RB Ricky Watters established an NFL single-game playoff record with five rushing touchdowns in the 44-3 win over the visting New York Giants. Watters scored on runs of one, one, two, six and two yards as he compiled 118 rushing yards on 24 carries. He also caught a team-high five passes for 46 yards from QB Steve Young, who finished the day completing 17-of-22 passes for 226 yards in the victory. The 49ers defense stepped up their play in the win as well. New York was held to 194 total yards, with only 41 yards rushing. DT Dana Stubblefield had two sacks and LB Bill Romanowski added a team-high five tackles. The game was marked by several milestone events: Attendance of 67,143 set a 49ers and Candlestick Park record (since broken), 44 points are most scored by 49ers in an NFC Playoff Game, Watters sets NFL single-game record for postseason rushing touchdowns (5), postseason touchdowns (5) and points scored (30).

Giants	0	3	0	0	-	3
49ers	9	14	14	7	-	44

49ers— Watters 1 run (kick failed)
 49ers— Cofer 29 FG
 49ers— Watters 1 run (Cofer kick)
 49ers— Watters 2 run (Cofer kick)
 Giants— Treadwell 25 FG
 49ers— Watters 6 run (Cofer kick)
 49ers— Watters 2 run (Cofer kick)
 49ers— Logan 2 run (Cofer kick)

Cowboys 38, 49ers 21
NFC Championship
January 23 at Texas Stadium
(Irving, TX)

The Cowboys broke a 7-7 tie by scoring 21 unanswered points in the second quarter and that proved to be the difference in their 38-21 win over the visiting 49ers. The game was played before 64,902 at Texas Stadium. The Cowboys opened the scoring on a five-yard touchdown run by RB Emmitt Smith at 8:14 of the first quarter. San Francisco responded with a seven-yard touchdown reception by FB Tom Rathman from QB Steve Young early in the second quarter to tie the score. That would be as close as the 49ers would get, as Dallas answered with a 21-point outburst in the final 10 minutes of the second quarter to take a 28-7 halftime lead. San Francisco scored its second touchdown of the game at the 5:47 mark of the third quarter. RB Ricky Watters capped a six-play, 43-yard drive with a four-yard scamper into the end zone. Dallas sealed the game by scoring 10 consecutive points on a 42-yard touchdown reception by WR Alvin Harper from reserve QB Bernie Kosar and adding a 50-yard field

goal from K Eddie Murray. The 49ers would add another touchdown on a one-yard plunge by Young, capping a 17-play, 94-yard drive. San Francisco was paced offensively by Young, who completed 27-of-45 passes for 287 yards and one touchdown.

49ers	0	7	7	7	-	21
Cowboys	7	21	7	3	-	38

Cowboys— Smith 5 run (Murray kick)
 49ers— Rathman 7 pass from Young (Cofer kick)
 Cowboys— Johnston 4 run (Murray kick)
 Cowboys— Smith 11 pass from Aikman (Murray kick)
 Cowboys— Novacek 19 pass from Aikman (Murray kick)
 49ers— Watters 4 run (Cofer kick)
 Cowboys— Harper 42 pass from Kosar (Murray kick)
 Cowboys— Murray 50 FG
 49ers— Young 1 run (Cofer kick)

1994

49ers 44, Bears 15
NFC Divisional Playoff
January 7 at Candlestick Park
(San Francisco, CA)

FB William Floyd rushed for three touchdowns and the 49ers defense held Chicago to just 247 yards in a 44-15 rout of the Bears. Floyd's three scores established him as the first rookie to hit paydirt three times in an NFL playoff game. The Bears actually took an early 3-0 lead on a 39-yard field goal by K Kevin Butler. The Niners bounced back, however, lighting up the scoreboard for 37 unanswered points to put the game away. San Francisco's first points were the result of a 13-play, 68-yard drive that ended with a two-yard run by Floyd. CB Eric Davis then intercepted QB Steve Walsh on the Bears next possession and moments later, QB Steve Young connected with TE Brent Jones for an eight-yard scoring play. The Niners continued to roll in the second quarter, increasing the lead to 30-3 at the half on touchdown runs by Floyd and Young, sandwiched around a K Doug Brien field goal. Floyd's third touchdown of the game midway through the third quarter increased the lead to 37-3 and completed the afternoon's work for many of the San Francisco starters. LB Gary Plummer led a spirited defensive effort, tying the 49ers single-game postseason record with 13 tackles. The 49ers defense also sacked Chicago quarterbacks four times, led by DE Tim Harris' two.

49ers	7	23	7	7	-	44
Bears	3	0	0	12	-	15

Bears— Butler 39 FG
 49ers— Floyd 2 run (Brien kick)
 49ers— Jones 8 pass from Young (kick failed)
 49ers— Floyd 4 run (Brien kick)
 49ers— Brien 36 FG
 49ers— Young 6 run (Brien kick)
 49ers— Floyd 1 run (Brien kick)
 Bears— Flanigan 2 pass from Kramer (pass failed)
 49ers— Walker 1 run (Brien kick)
 Bears— Tillman 1 run (pass failed)

49ers 38, Cowboys 28
NFC Championship
January 15 at Candlestick Park
(San Francisco, CA)

CB Eric Davis returned an interception 44 yards for a touchdown and forced a fumble that San Francisco converted into another touchdown. Those plays set the stage for a defensive effort that produced five takeaways in San Francisco's 38–28 NFC Championship Game win over the Dallas Cowboys. The game was played before a Candlestick Park–record 69,143 (since broken). On the third play of the game, Davis, playing a disguised zone coverage, stepped in front of a QB Troy Aikman pass and sprinted to the end zone. Three plays later, he stripped the ball from WR Michael Irvin and S Tim McDonald recovered. Five plays later, QB Steve Young hit FB Ricky Watters in the flat on a play that produced a 29–yard touchdown and a 14–0 lead. The ensuing kickoff saw 49ers RB Adam Walker jar the ball loose from Dallas returner Kevin Williams and K Doug Brien recovered the fumble. It took seven plays before FB William Floyd plunged in from the one to make it 21–0 with 7:33 remaining in the first quarter. Dallas began its comeback on the next series. Facing third and 23 from the San Francisco 44, Aikman hit Irvin for a touchdown that cut the score to 21–7. Following a Brien field goal of 34 yards, RB Emmitt Smith capped a 63–yard drive with a four–yard run that narrowed the gap to 24–14. The crucial point in the game came seconds before the first half expired. With eight seconds remaining, Young found WR Jerry Rice for a 28–yard score, giving the 49ers a 31–14 lead heading into the locker room. The teams traded touchdowns in the second half with the 49ers holding off a strong Dallas charge in the fourth quarter. Young completed 13–of–29 passes for 155 yards and two touchdowns. He also rushed for 47 yards and another score. Watters led the ground game, compiling 72 yards, while TE Brent Jones and Floyd each had three receptions. Defensively, LB Ken Norton Jr. paced the squad with 10 tackles, while Davis and McDonald added seven. Davis also had two interceptions and a forced fumble. CB Deion Sanders had an interception, along with five passes defensed, while DT Rhett Hall and DE Tim Harris each had two sacks.

49ers	21	10	7	0	–	38
Cowboys	7	7	7	7	–	28

- 49ers— Davis 44 interception return (Brien kick)
- 49ers— Watters 29 pass from Young (Brien kick)
- 49ers— Floyd 1 run (Brien kick)
- Cowboys— Irvin 44 pass from Aikman (Boniol kick)
- 49ers— Brien 34 FG
- Cowboys— Smith 4 run (Boniol kick)
- 49ers— Rice 28 pass from Young (Brien kick)
- Cowboys— Smith 1 run (Boniol kick)
- 49ers— Young 3 run (Brien kick)
- Cowboys— Irvin 10 pass from Aikman (Boniol kick)

49ers 49, Chargers 26
Super Bowl XXIX
January 29 at Joe Robbie Stadium
(Miami, FL)

QB Steve Young set a Super Bowl record with six touchdown passes and WR Jerry Rice hauled in three scoring passes for the second time in his career in the world championship game. The 49ers stars led an offensive explosion that carried the team to a 49–26 win over San Diego. San Francisco wasted little time getting on the scoreboard as it took just three plays following the game's opening kickoff to crack the Chargers end zone. Following a FB William Floyd four–yard run and an 11–yard pass from Young to WR John Taylor, Young connected with Rice streaking down the middle of the field for a 44–yard scoring strike. Following a San Diego punt, San Francisco was back in the end zone again after only three plays as Young, once again, challenged the middle of the Chargers defense, this time with a pass to RB Ricky Watters, which netted a 51–yard score. The Chargers made things close for awhile, however, putting together a 13–play, 78–yard drive that concluded with a RB Natrone Means one–yard touchdown plunge to make it 14–7 after one quarter of play. The 49ers began to break the game open in the second quarter. They followed the San Diego touchdown with a 70–yard drive that culminated with a five–yard scoring pass from Young to Floyd. Two possessions later, following a partially blocked punt by RB Adam Walker, the Niners drove 49 yards for another score on an eight–yard toss from Young to Watters. K John Carney's 31–yard field goal with less than two minutes remaining in the half closed the margin at intermission to 28–10. The Niners put the game away in the third quarter, running the lead to 42–10 on a pair of long drives that ended with Watters' third score of the evening, a nine–yard blast up the middle, and a 15–yard pass from Young to Rice. Rice caught his third touchdown of the night on a seven–yard toss from Young in the fourth quarter, enabling Young to break QB Joe Montana's record of five Super Bowl touchdown passes. Young was named the game's Most Valuable Player, while Rice turned in the second best receiving performance in Super Bowl history with 10 catches for 149 yards, while tying his own record with three scoring receptions.

Chargers	7	3	8	8	–	26
49ers	14	14	14	7	–	49

- 49ers— Rice 44 pass from Young (Brien kick)
- 49ers— Watters 51 pass from Young (Brien kick)
- Chargers— Means 1 run (Carney kick)
- 49ers— Floyd 5 pass from Young (Brien kick)
- 49ers— Watters 8 pass from Young (Brien kick)
- Chargers— Carney 31 FG
- 49ers— Watters 9 run (Brien kick)
- 49ers— Rice 15 pass from Young (Brien kick)
- Chargers— Coleman 98 KO return (Humphries to Seay pass)
- 49ers— Rice 7 pass from Young (Brien kick)
- Chargers— Martin 30 pass from Humphries (Humphries to Pupunu pass)

1995

Packers 27, 49ers 17
NFC Divisional Playoff
January 6 at 3Com Park
(San Francisco, CA)

Aided by a swarming defense that caused four turnovers, the Green Bay Packers defeated the 49ers 27–17 at 3Com Park. A record crowd of 69,311 saw the Packers advance to the NFC Championship Game, while the 49ers one–year reign as world champions ended with an overall record of 11–6. Green Bay took its opening drive and marched to the San Francisco 26 before settling for a field goal attempt. However, K Chris Jacke's 44–yard attempt was blocked by S Tim McDonald and the 49ers took over at their 34. On the first play from scrimmage, QB Steve Young hit FB Adam Walker in the flat, but LB Wayne Simmons jarred the ball loose and CB Craig Newsome returned the fumble 31 yards for the touchdown. Green Bay also scored on its next two possessions, a three–yard pass from QB Brett Favre to TE Keith Jackson and a 13–yard toss from Favre to TE Mark Chmura. San Francisco scored its first points of the game late in the half when K Jeff Wilkins nailed a 21–yard field goal with two minutes remaining. The 49ers took their first possession of the third quarter and marched 80 yards for a touchdown, when Young plunged in from the one, cutting the deficit to 21–10. On the 14–play drive, Young was 9–of–10 and ran the ball twice. Again, the Packers responded to the challenge, using a pair of Jacke field goals (27 yards in the third quarter, 26 yards in the fourth quarter), and boosted Green Bay's lead to 27–10. San Francisco's final score of the season came on a two–yard plunge by RB Derek Loville with 50 seconds remaining in the game. Young completed 32 passes in an NFL postseason record 65 attempts, for 328 yards and two interceptions. He also led the 49ers in rushing, gaining 77 yards in nine attempts, including a 40–yard sprint after he was flushed from the pocket. WR Jerry Rice led the receivers with 11 catches for 117 yards, while TE Brent Jones gained 112 yards on eight receptions. Defensively, DT Dana Stubblefield recorded a team–high 10 tackles and a sack for a loss of five yards, while LB Ken Norton Jr. added nine tackles.

Packers	14	7	3	3	–	27
49ers	0	3	7	7	–	17

- Packers— Newsome 31 fumble return (Jacke kick)
- Packers— Jackson 3 pass from Favre (Jacke kick)
- Packers— Chmura 13 pass from Favre (Jacke kick)
- 49ers— Wilkins 21 FG
- 49ers— Young 1 run (Wilkins kick)
- Packers— Jacke 27 FG
- Packers— Jacke 26 FG
- 49ers— Loville 2 run (Wilkins kick)

1996

49ers 14, Eagles 0
NFC Wild Card
December 29 at 3Com Park
(San Francisco, CA)

On a wet and windy Sunday at 3Com Park, San Francisco opened its 1996 postseason by defeating the Philadelphia Eagles 14–0 in the NFC Wild Card Game. Led by their marquee players QB Steve Young and WR Jerry Rice on offense, and a defense that recorded the team’s first postseason shutout since the 1984 NFC Championship Game, the 49ers advanced to the NFC Divisional Playoff round. Following a scoreless first quarter, Young led the offense on a 10–play, 74–yard drive that concluded with the Pro Bowl quarterback scoring on a gutsy nine–yard run off a quarterback draw. On that play Young broke four tackles while fighting his way to paydirt. Twice in the second quarter the Eagles mounted long drives only to be denied just short of the endzone by Niners interceptions. Philadelphia’s first trip ended with CB Marquez Pope intercepting a QB Ty Detmer pass on San Francisco’s seven–yard line. Late in the quarter the Eagles marched 59 yards on 10 plays moving to the 49ers five–yard line. Facing third and four, Detmer’s attempt to WR Chris T. Jones was picked off by DE Roy Barker, who had dropped off into zone–blitz coverage. The only scoring in the second half occurred on the Niners second possession of the third quarter. On that drive, Rice made a spectacular one–handed catch that resulted in a 36–yard gain. He scored on a three–yard pass from Young on the next play from scrimmage. Young finished as the game’s leading rusher with 65 yards, while also completing 14–of–21 tosses for 161 yards. Rice had four catches for 50 yards and his 19th career postseason touchdown (17th receiving). RB Terry Kirby added 43 yards rushing. The Niners defense, which held Eagles RB Ricky Watters to 57 rushing yards, was led by LB Ken Norton Jr.’s team postseason–record 12 solo tackles. DT Bryant Young registered two sacks and LB Lee Woodall added a sack among his six total stops.

49ers	0	7	7	0	–	14
Eagles	0	0	0	0	–	0

49ers— Young 9 run (Wilkins kick)
 49ers— Rice 3 pass from Young (Wilkins kick)

Packers 35, 49ers 14
NFC Divisional Playoff
January 4 at Lambeau Field
(Green Bay, WI)

Missed opportunities, including a total of five turnovers, spelled defeat for the San Francisco 49ers in their NFC Divisional Playoff Game with the Green Bay Packers. Played before a record Lambeau Field crowd of 60,787, the 49ers fell 35–14 in a game that featured 34–degree weather (with a wind chill of nine–degrees) and driving rain. It didn’t take long for the Packers to take a lead. After forcing San Francisco to punt on its first series, WR Desmond Howard took P Tommy Thompson’s punt, split the coverage down the middle of the field and raced for a 71–yard touchdown. Then, with seven minutes remaining in the opening stanza, Howard struck again. He returned a punt 46 yards to the San Francisco seven, and two plays later, QB Brett Favre threw a four–yard scoring pass to WR Andre Rison to make it 14–0. San Francisco then mounted a comeback in the second quarter. Trailing 21–0, the tide began to turn when 49ers special teams standout Curtis Buckley recovered a muffed punt at the Green Bay 26. Moments later, QB Elvis Grbac, replacing the injured QB Steve Young (ribs), hit RB Terry Kirby with an eight–yard pass, cutting the deficit to 21–7 at the half. On the opening kickoff of the third quarter, San Francisco CB Steve Israel recovered a loose ball on the Packers four, setting the stage for Grbac’s scamper into the end zone. The 49ers fate was sealed, however, on the ensuing Packers drive. Marching 72 yards in 12 plays (10 of which were runs), Green Bay scored when FB Edgar Bennett fumbled before crossing the goal line; but before the 49ers defenders could react, WR Antonio Freeman fell on the loose ball, giving the hosts a 28–14 advantage. Bennett scored on an 11–yard run, and two more fumbles in the fourth quarter snuffed out any hope the 49ers had in getting back into the game. Young played the first nine plays at quarterback before giving way to Grbac late in the first quarter. Grbac completed 19–of–36 passes for 125 yards with one touchdown and three interceptions and led the team in rushing with 32 yards. Backfield mates Kirby and RB William Floyd had six receptions each, while WR Jerry Rice had a team–high 36 yards receiving. Defensively, LB Ken Norton Jr. posted eight tackles and LB Gary Plummer added seven. All–Pro DT Bryant Young left the game late in the first quarter because of a neck injury. He was taken to the hospital for tests, which were negative.

49ers	0	7	7	0	–	14
Packers	14	7	7	7	–	35

Packers— Howard 71 punt return (Jacke kick)
 Packers— Rison 4 pass from Favre (Jacke kick)
 Packers— Bennet 2 run (Jacke kick)
 49ers— Kirby 8 pass from Grbac (Wilkins kick)
 49ers— Grbac 4 run (Wilkins kick)
 Packers— Freeman fumble recovery (Jacke kick)
 Packers— Bennett 11 run (Jacke kick)

1997

49ers 38, Vikings 22
NFC Divisional Playoff
January 3 at 3Com Park
(San Francisco, CA)

RB Terry Kirby rushed for a career–high 120 yards and scored two touchdowns, leading the San Francisco 49ers to a 38–22 victory over the Minnesota Vikings in the NFC Divisional Playoffs at 3Com Park. In addition to Kirby’s heroics, QB Steve Young completed 21–of–30 passes for 224 yards and a touchdown, WR J.J. Stokes had 101 yards receiving and LB Ken Norton Jr. returned an interception 23 yards for a touchdown. San Francisco’s first score came compliments of a Minnesota special teams miscue. P Mitch Berger’s punt sailed off the side of his foot and into the crowd after going only 12 yards. The 49ers took over on the Vikings 26, and four plays later, FB William Floyd scored from the one and the 49ers led 7–0. Less than a minute later, the visitors tied the game on a 66–yard scoring pass from QB Randall Cunningham to WR Cris Carter. In the second quarter, the 49ers again took advantage of a poor kick by Berger — this time a punt of 29 yards — to take a 14–7 lead. Moving 61 yards in only four plays, and aided by three Minnesota penalties, Kirby scored the first of his two touchdowns on a one–yard plunge. The game–breaker occurred two plays later when the San Francisco defense flushed Cunningham out of the pocket and forced him to throw a pass over an onrushing DE Roy Barker and into the hands of Norton, who ran untouched into the end zone. In the third quarter, K Gary Anderson connected on a 34–yard field goal to build the lead to 24–7, but Cunningham and Carter hooked up again for a score, closing the gap to 24–14. On the ensuing series, the 49ers marched 75 yards in seven plays, highlighted by two Kirby runs of 22 and 14 yards. Young then hit WR Terrell Owens with one of the prettiest touchdowns of the year, as the second–year receiver shook off a defender then dove into the end zone for the score. Kirby finished the scoring in the fourth quarter with another one–yard run. CB Tyrone Drakeford had six tackles and a pair of passes defended to pace the defense. Barker also recorded San Francisco’s only sack of the game.

Vikings	7	0	7	8	–	22
49ers	7	14	10	7	–	38

49ers— Floyd 1 run (Anderson kick)
 Vikings— Carter 66 pass from Cunningham (Murray kick)
 49ers— Kirby 1 run (Anderson kick)
 49ers— Norton 23 interception (Anderson kick)
 49ers— Anderson 34 FG
 Vikings— Carter 3 pass from Cunningham (Murray kick)
 49ers— Owens 15 pass from Young (Anderson kick)
 49ers— Kirby 1 run (Anderson kick)
 Vikings— Hatchette 13 pass from Cunningham (Cunningham to Walsh pass)

Packers 23, 49ers 10
NFC Championship
January 11 at 3Com Park
(San Francisco, CA)

RB Dorsey Levens rushed for 114 yards and WR Antonio Freeman caught four passes for 104 yards and a touchdown to lead visiting Green Bay to a 23–10 win in the NFC Championship Game. The game was played before 68,987 under windy and rainy conditions at 3Com Park. The Packers opened the scoring late in the first quarter. After San Francisco punted on its first series, QB Brett Favre led Green Bay on a 10–play, 76–yard drive that resulted in a K Ryan Longwell 19–yard field goal. Favre completed three–of–four passes for 37 yards in the series. Green Bay continued its scoring in the second quarter. S Eugene Robinson intercepted a QB Steve Young pass and returned it 58 yards to the San Francisco 28. Two plays later, Favre threw a 27–yard scoring pass to Freeman to make the score 10–0. San Francisco then broke the drought with a scoring drive beginning with 4:23 remaining in the second quarter. Following a missed field goal by Longwell, the 49ers took possession at their own 38. A pair of Young completions for 32 yards had the Niners in Packers territory, but two holding penalties brought the ball back to the original line of scrimmage. On a key third down with 26 yards to go, Young completed a 48–yard pass to WR Terrell Owens to the Packers 10–yard line. The drive resulted in a 28–yard field goal by K Gary Anderson. Green Bay answered on its next possession. Freeman returned the kickoff 18 yards to the Packers 27. Two plays later, Favre hit Freeman for a 40–yard completion to the San Francisco 25. Longwell connected on a 43–yard field goal to make the halftime score 13–3. After a scoreless third quarter, Green Bay extended its lead to 16–3 on a 25–yard field goal by Longwell. The Packers added seven more after a five–yard touchdown run by Levens to make the score 23–3. San Francisco closed out the game by scoring on the ensuing kickoff. Chuck Levy returned Longwell’s kick 95 yards for a touchdown. Levy’s return was the second longest postseason return for San Francisco, trailing the 97–yard touchdown return by Vic Washington vs. Dallas in 1972. Young completed 23–of–38 passes for 250 yards and one interception. RB Terry Kirby ran for a team–high 21 yards on six carries. WR J.J. Stokes caught six passes for 87 yards, including a long of 43. Defensively, San Francisco was led by S Merton Hanks with eight tackles. LB Ken Norton Jr., LB Lee Woodall, LB Gary Plummer and S Tim McDonald had seven tackles each.

Packers	3	10	0	10	–	23
49ers	0	3	0	7	–	10

- Packers— Longwell 19 FG
- Packers— Freeman 27 pass from Favre (Longwell kick)
- 49ers— Anderson 28 FG
- Packers— Longwell 43 FG
- Packers— Longwell 25 FG
- Packers— Levens 5 run (Longwell kick)
- 49ers— Levy 95 kickoff return (Anderson kick)

1998

49ers 30, Packers 27
NFC Wild Card
January 3 at 3Com Park
(San Francisco, CA)

QB Steve Young threw three touchdown passes, including a 25–yard strike to WR Terrell Owens with three seconds remaining, as San Francisco edged Green Bay, 30–27. On a crystal clear day in the Bay Area, it was the Packers who opened the scoring on a 23–yard field goal from K Ryan Longwell midway through the first quarter. San Francisco answered with help from a big play on defense. S Merton Hanks forced a fumble by RB Dorsey Levens and the ball was recovered by DE Chris Doleman at the Green Bay 19–yard line. Three plays later Young connected with TE Greg Clark from one yard out for the touchdown and a 7–3 lead. Just four seconds into the second quarter, the Packers regained the lead on a two–yard scoring toss from QB Brett Favre to WR Antonio Freeman. San Francisco tied the score on the first of three K Wade Richey field goals, this one from 34 yards out with 6:53 remaining in the half. The Packers surged back ahead with 36 seconds remaining when Levens bowled into the end zone from two yards out to take a 17–10 halftime lead. The third quarter opened with Favre being pressured into an errant pass that was intercepted by LB Lee Woodall. Five plays later, the score was tied for a third time when Young hit Clark from eight yards out for the score. The 49ers reclaimed the lead midway through the quarter on a team postseason record and career–long 48–yard field goal from Richey. In a game that saw five lead changes and three ties, the fourth quarter became particularly dramatic. Longwell answered Richey’s 48–yard kick with a 37–yard effort of his own to tie the game at 20–20 at the beginning of the fourth. On the ensuing possession, San Francisco marched 51 yards in 10 plays and capped the drive with a 40–yard field goal by Richey to reclaim the lead at 23–20. With 4:19 remaining in the game, Green Bay took over at its own 11–yard line. From there, Favre would lead his team on a nine–play, 89–yard scoring drive. The drive was capped when Favre hit Freeman from 15 yards out for the touchdown and a 27–23 lead with 1:56 remaining in the game. The Packers touchdown set up one of the most memorable sequences in 49ers history. San Francisco took possession at its own 24–yard line with 1:50 remaining and three timeouts to its credit. On the final play, Young dropped back, stumbled and threw a 25–yard touchdown strike to Owens who was sandwiched in the end zone by S Pat Terrell and S Darren Sharper.

Packers	3	14	0	10	–	27
49ers	7	3	10	10	–	30

- Packers— Longwell 23 FG
- 49ers— Clark 1 pass from Young (Richey kick)
- Packers— Freeman 2 pass from Favre (Longwell kick)
- 49ers— Richey 34 FG
- Packers— Levens 2 run (Longwell kick)
- 49ers— Clark 8 pass from Young (Richey kick)
- 49ers— Richey 48 FG
- Packers— Longwell 37 FG
- 49ers— Richey 40 FG
- Packers— Freeman 15 pass from Favre (Longwell kick)
- 49ers— Owens 25 pass from Young (Richey kick)

Falcons 20, 49ers 18
NFC Divisional Playoff
January 9 at Georgia Dome
(Atlanta, GA)

With San Francisco’s NFL–leading run game a mere shell of itself, the Atlanta Falcons forced three turnovers and held off the 49ers, 20–18, in the NFC Divisional Playoff at the Georgia Dome. San Francisco’s hope of controlling the game on the ground came to a screeching halt on the first play of the game when RB Garrison Hearst fractured the tibia in his left leg on an inside run that had gained seven yards. With Hearst out and RB Terry Kirby hobbled with a bruised leg, the 49ers managed just 46 yards on the ground. Atlanta’s rushing attack flourished in the first half thanks to the power running of RB Jamal Anderson, who scored on a two–yard run in the first quarter to give the Falcons a 7–0 lead. Atlanta increased its lead to 14–0 when Anderson finished off a 34–yard run with a spread eagle dive into the end zone with 3:12 left in the second quarter. The touchdown run capped a seven–play, 82–yard drive. San Francisco snatched the momentum from the Falcons by putting together a pair of scoring drives just before the half. The 49ers answered Atlanta’s second touchdown march with a nine–play, 80–yard drive that concluded with the familiar end zone combination of QB Steve Young to WR Jerry Rice from 17 yards out. It was Rice’s 20th career postseason touchdown. With just under one minute to play in the first half, DE Charles Haley chased QB Chris Chandler and deflected his pass into the waiting arms of DT Junior Bryant, who returned it four yards to the Atlanta 36–yard line. K Wade Richey made it a 14–10 game at the half with a 36–yard field goal as time expired. The 49ers carried that momentum into the third quarter, nearly tripling Atlanta’s offensive output in the second half (187 yards to 68). But turnovers did not allow them to complete the comeback. The Falcons thwarted two drives with a pair of interceptions, including one by S Eugene Robinson that was returned 77 yards to set up a K Morten Andersen 29–yard field goal. Leading 17–10, Andersen added another 32–yard field goal to give the Falcons a 10–point edge with 10:33 remaining. San Francisco responded to Atlanta’s three pointer with a 13–play, 87–yard drive that Young finished himself with an eight–yard touchdown run. A two–point pass from QB Ty Detmer to TE Greg Clark made it 20–18 with 2:57 left. After Atlanta used up 2:19 of the clock, the 49ers got the ball back at their own four–yard line but were only able to move to the 26 before Young’s hail mary attempt was intercepted as time expired. After rushing for 83 yards on 13 carries in the first half, Anderson was limited to 30 yards on 16 carries in the second half by San Francisco’s defense. LB Winfred Tubbs made a game–high 10 tackles, while DE Chris Doleman made six stops and one sack.

49ers	0	10	0	8	–	18
Falcons	7	7	3	3	–	20

- Falcons— Anderson 2 run (Andersen kick)
- Falcons— Anderson 34 run (Andersen kick)
- 49ers— Rice 17 pass from Young (Richey kick)
- 49ers— Richey 36 FG
- Falcons— Andersen 29 FG
- Falcons— Andersen 32 FG
- 49ers— Young 8 run (Detmer to Clark pass)

2001

Packers 25, 49ers 15
NFC Wild Card
January 13 at Lambeau Field
(Green Bay, WI)

In their first postseason appearance since 1998, the 49ers dropped a hard-fought 25–15 decision to the Green Bay Packers in the NFC Wild Card Game at Lambeau Field. With a game-time temperature of 28 degrees, the 49ers won the opening coin toss and elected to receive. The two teams traded punts until Green Bay marched 40 yards in seven plays to score the first points of the game when QB Brett Favre hooked up with WR Antonio Freeman on a five-yard touchdown pass. DT Dana Stubblefield blocked the extra point to keep the score 6–0. After another 49ers punt, the Packers began their third possession of the game from their own 19-yard line. On the second play from scrimmage, Favre was intercepted by CB Ahmed Plummer, who returned it to the Green Bay 22. San Francisco K Jose Cortez had his 34-yard field goal attempt blocked and the score remained 6–0. After the Packers were forced to punt, San Francisco took possession at its own 14 with 7:06 remaining in the half. QB Jeff Garcia went 6-of-9 for 61 yards and RB Garrison Hearst had a two-yard touchdown plunge with 15 seconds remaining in the half, to cap off a 15-play, 86-yard drive. After a Cortez extra point, the 49ers went in with a 7–6 halftime lead. On their first possession of the second half, the Packers moved the ball down to the San Francisco eight-yard line where K Ryan Longwell nailed a 26-yard field goal for the 9–7 lead. After the 49ers couldn't get anything going on offense, they punted back to Green Bay. It took only four plays for the Packers to take advantage with a 19-yard touchdown pass from Favre to TE Bubba Franks. The two-point conversion failed and the score remained 15–7. Two series later, the 49ers marched 61 yards in six plays, culminating with Garcia hitting WR Tai Streets on a 14-yard touchdown strike and again on the two-point conversion to tie the score at 15. The Packers answered on their next possession with a 10-play, 45-yard drive as Longwell connected on a 45-yard field goal to push the score to 18–15. With 5:03 remaining in the game, the 49ers had moved the ball down to the Green Bay 41, when Garcia's pass intended for WR Terrell Owens was tipped by CB Mike McKenzie into the hands of CB Tyrone Williams at the Green Bay seven-yard line. Favre led the Packers on an eight-play, 93-yard drive ending with an RB Ahman Green nine-yard touchdown run and the 25–15 lead. RB Paul Smith took the ensuing kickoff on the 13-yard line and ran it back 16 yards before being hit by WR Cory Bradford and fumbling. The Packers recovered the fumble and ran out the clock for the 25–15 victory.

49ers	0	7	0	8	–	15
Packers	6	0	9	10	–	25

- Packers— Freeman 5 pass from Favre (kick blocked)
- 49ers— Hearst 2 run (Cortez kick)
- Packers— Longwell 26 FG
- Packers— Franks 19 pass from Favre (pass failed)
- 49ers— Streets 14 pass from Garcia (Garcia to Streets pass)
- Packers— Longwell 45 FG
- Packers— Green 9 run (Longwell kick)

2002

49ers 39, Giants 38
NFC Wild Card
January 5 at 3Com Park
(San Francisco, CA)

Buried in a 24-point playoff hole, the 49ers exploded to record the second largest comeback in postseason history with a dramatic 39–38 victory over the New York Giants in the NFC Wild Card Game. The 49ers trailed 38–14 with four minutes left in the third quarter, but scored 25 straight points on two touchdown passes and a scoring run by QB Jeff Garcia, as well as two, two-point conversion catches by WR Terrell Owens. The game ended just as exciting. After Garcia drove his team 68 yards in just over two minutes for the winning score, QB Kerry Collins got New York to the San Francisco 28 with six seconds left. LS Trey Junkin, signed earlier in the week, made a low snap that P Matt Allen couldn't handle. Allen then threw a desperate pass that fell incomplete. The 49ers rally was the biggest in NFC playoff history. Garcia finished the day 27-of-44 for 331 yards and three touchdowns. He rushed for 60 yards, including a 14-yard score on the first play of the fourth quarter. Two of Garcia's touchdown throws went to Owens, who had nine catches for 177 yards. Collins was 29-of-43 for 342 yards and four touchdowns, and expertly guided New York to a lead that seemed insurmountable. WR Amani Toomer caught eight passes for 136 yards and three touchdowns and RB Tiki Barber added 115 yards rushing and 62 yards receiving. San Francisco rallied with purpose and poise. Owens caught a 26-yard touchdown pass late in the third quarter to start the rally and made big catches on every drive—right up to the final minutes, when Garcia found WR Tai Streets for the winning score. After Owens caught a 26-yard touchdown pass and a two-point conversion with 2:03 left in the third, Garcia rushed for a 14-yard score and threw another conversion pass to Owens five seconds into the fourth quarter. K Jeff Chandler added a 25-yard field goal with 7:49 left. Collins responded and drove New York 38 yards, but Bryant – kicking out of a poor hold thanks to a poor snap by Junkin—missed a 42-yard field goal with 3:01 left. Garcia took over, converting two straight third downs for the NFL leaders in that category. TE Eric Johnson caught a 25-yard pass to the New York 25 and Garcia scrambled 12 yards to set up his winning pass to Streets.

Giants	7	21	10	0	–	38
49ers	7	7	8	17	–	39

- 49ers— Owens 76 pass from Garcia (Chandler kick)
- Giants— Toomer 12 pass from Collins (Bryant kick)
- Giants— Shockey 2 pass from Collins (Bryant kick)
- 49ers— Barlow 1 run (Chandler kick)
- Giants— Toomer 8 pass from Collins (Bryant kick)
- Giants— Toomer 24 pass from Collins (Bryant kick)
- Giants— Barber 6 run (Bryant kick)
- Giants— Bryant 21 FG
- 49ers— Owens 26 pass from Garcia (Garcia to Owens pass)
- 49ers— Garcia 14 run (Garcia to Owens pass)
- 49ers— Chandler 25 FG
- 49ers— Streets 13 pass from Garcia (pass failed)

Buccaneers 31, 49ers 6
NFC Divisional Playoff

January 12 at Raymond James Stadium
(Tampa, FL)

San Francisco's Super Bowl hopes ended with a 31–6 loss against the Tampa Bay Buccaneers in the NFC Divisional Playoff Game on the road at Raymond James Stadium. The 49ers trailed 28–6 heading into halftime and although the defense held Tampa Bay to only three points in the second half, San Francisco was held scoreless en route to the Buccaneers victory. Tampa Bay started the scoring with a two-yard touchdown run by FB Mike Alstott on a 12-play, 74-yard drive. San Francisco answered with a 12-play, 63-yard drive capped by a 24-yard field goal by K Jeff Chandler. The highlight of the drive was a 30-yard pitch and catch by WR Tai Streets from QB Jeff Garcia. Tampa Bay exploded for 21 points in the second quarter, highlighted by two touchdown passes by QB Brad Johnson. Johnson connected on a 20-yard pass to WR Joe Jurevicius and a 12-yard pass to TE Rickey Dudley. In between the two scores, Chandler kicked his second field goal of the game for San Francisco, this time from 40 yards out. Alstott added another two-yard touchdown run to end the first half and K Martin Gramatica added a 19-yard field goal to close the scoring for both teams. LB Derek Smith led San Francisco with a game-high 14 tackles. LB Julian Peterson and LB Jeff Ulbrich added 11 tackles apiece. CB Rashad Holman led a banged up secondary with one interception. The unit was minus starting CB Jason Webster, who was inactive with an ankle injury. CB Ahmed Plummer left the game when he separated his right shoulder and did not return. FS Zack Bronson left the game in the third quarter when he aggravated his broken foot and SS Tony Parrish played the contest with a dislocated elbow. LB Shelton Quarles led Tampa Bay with nine tackles and Defensive Player-of-the-Year Derrick Brooks added seven tackles and one interception.

49ers	3	3	0	0	–	6
Buccaneers	7	21	3	0	–	31

- Bucs— Alstott 2 run (Gramatica kick)
- 49ers— Chandler 24 FG
- Bucs— Jurevicius 20 pass from Johnson (Gramatica kick)
- 49ers— Chandler 40 FG
- Bucs— Dudley 12 pass from Johnson (Gramatica kick)
- Bucs— Alstott 2 run (Gramatica kick)
- Bucs— Gramatica 19 FG



2011

49ers 36, Saints 32
NFC Divisional Playoff
January 14 at Candlestick Park
(San Francisco, CA)

A 14-yd. TD pass from Alex Smith to TE Vernon Davis with 0:09 left in the game capped off one of the most memorable games in postseason history, as the 49ers defeated the New Orleans Saints, 36-32. Powered by Smith, who threw for 299 yds., three TDs and added another one on the ground, the 49ers triumphed in its first playoff game in nine years, moving within one win of the Super Bowl. The Niners scored on their second drive of the game, on a 49-yd. TD pass from Smith to Davis. On the Saints next drive, QB Drew Brees committed his first postseason INT in five years, thanks to S Dashon Goldson, giving San Francisco the football deep in New Orleans' territory. Scoring on a TD pass to WR Michael Crabtree, Smith took advantage of the costly turnover, making the score 14-0. On the ensuing kickoff return, S Madieu Williams stripped the ball away from Saints WR Courtney Roby and the loose ball was recovered by LB Blake Costanzo. The takeaway led to a 25-yd. FG by K David Akers. The Saints answered, scoring two TDs before half time, on a 14-yd. pass to TE Jimmy Graham and a 25-yd. pass to WR Marques Colston, making the score 17-14 at the half. San Francisco scored the only points of the 3rd qtr. on a 41-yd. FG by David Akers. The 4th qtr. started out with each team trading FGs. Then would come the four lead changes in the last five minutes of the game. New Orleans struck first on a 44-yd. TD pass to RB Darren Sproles, with 4:02 left on the clock. With the 49ers trailing 24-23, down for the first time in the entire game, Smith scored on a 28-yd. rushing TD. A missed two-point conversion put the 49ers up 29-24 with just 2:11 remaining. Brees took the lead back on a 66-yd. score to TE Jimmy Graham with 1:37 left. RB Darren Sproles then made a catch out of the backfield for the two-point conversion to give the Saints a 32-29 advantage. Facing elimination, Smith connected with Davis twice on their final drive, with the last throw jetting through double coverage for a game-winning 14-yd. TD.

Table with 5 columns: Saints, 0, 14, 0, 18, -, 32; 49ers, 14, 3, 3, 16, -, 36

- 49ers—V. Davis 49 pass from A. Smith (Akers kick)
49ers—Crabtree 4 pass from A. Smith (Akers kick)
49ers—Akers 25 FG
Saints—J. Graham 14 pass from Brees (Kasay kick)
Saints—Colston 25 pass from Brees (Kasay kick)
49ers—Akers 41 FG
Saints—Colston 25 pass from Brees (Kasay kick)
49ers—Akers 37 FG
Saints—Sproles 44 pass from Brees (Kasay kick)
49ers—A. Smith 28 run (run failed)
Saints—J. Graham 66 pass from Brees (Kasay kick)
49ers—V. Davis 14 pass from A. Smith (Akers kick)

Giants 20, 49ers 17 (OT)
NFC Championship
January 22 at Candlestick Park
(San Francisco, CA)

When asked what his message was to his players after falling short to the New York Giants in the NFC Championship game, Harbaugh stated, "As Sir Andrew Barton said, 'Fight on my men, we're hurt but not slain. We'll lay down and bleed a while. Then we'll rise and fight again.'" Harbaugh, of course was referring to his team's blue-collar mentality after the Giants escaped rain-soaked Candlestick Park with a 20-17 overtime victory. Harbaugh got the Niners to the brink of the Super Bowl in his rookie year, taking over a 6-10 team and going 13-3 to win the NFC West. The extra minutes at Candlestick Park went in favor of the opponent in a year where most didn't expect a storybook season. The 49ers defense played stoically, recording six sacks on Giants QB Eli Manning, which ranked t-2nd for the most sacks in a postseason game in franchise history (6 - four times, last vs. Den. - 1/29/90). TE Vernon Davis gave the 49ers a 7-0 lead with 7:11 remaining in the 1st qtr. after running a pattern down the right sideline and outracing the secondary for a 73-yd. TD recept. from QB Alex Smith. On their ensuing drive, the Giants drove from their own 31 to the San Francisco 34-yd. line. On 3rd-and-1, Manning and the Giants failed to get a first down despite two opportunities. The Giants eventually evened the score on a 10-play, 69-yd. drive when TE Bear Pascoe caught Manning's short pass at the 6-yd. line and stepped into the end zone for the TD. The Giants added a FG with two seconds remaining in the 2nd qtr. to give them a 10-7 edge going into the locker room. Davis' second TD of the game, gave the lead back to the Niners at 14-10 with 5:18 remaining in the 3rd qtr. San Francisco's 3-play, 54-yd. TD drive was set up by a short pass to RB Frank Gore, who turned it into a 24-yd. gain. On the next play, Davis went in motion from right to left and caught a lofted pass to the end zone by Smith. The Giants took the lead back after the ball inadvertently glanced off WR Kyle Williams on a punt, giving the ball back to the Giants on their 29 yard line. Manning connected a 17-yard pass to WR Mario Manningham to give the Giants a 17-14 lead with 8:41 remaining. Williams' 40-yd. return on the ensuing kickoff enabled the 49ers to start their next possession at their own 45. On consecutive plays, Smith scrambled for 17 yds. and RB Kendall Hunter ran for 18 more, resulting in a K David Akers game-tying FG with 5:39 to go, 17-17. After both teams went 3-and-out on their first overtime possession, a Giants takeaway on a Williams fumble, forced by LB Jacquian Williams on a punt return, gave the Giants possession at their own 36 with 9:32 remaining. After converting one first down, K Lawrence Tynes sent the season-ending 31-yd. FG through the uprights.

Table with 5 columns: Giants, 0, 10, 0, 7, 3, -, 20; 49ers, 7, 0, 7, 3, 0, -, 17

- 49ers—V. Davis 73 pass from A. Smith (Akers kick)
Giants—Pascoe 6 pass from E. Manning (Tynes kick)
Giants—Tynes 31 FG
49ers—V. Davis 28 pass from A. Smith (Akers kick)
Giants—Manningham 17 pass from E. Manning (Tynes kick)
49ers—Akers 25 FG
Giants—Tynes 31 FG

2012

49ers 45, Packers 31
NFC Divisional Playoff
January 12 at Candlestick Park
(San Francisco, CA)

With the win against the Green Bay Packers, the San Francisco 49ers advanced to the NFC Championship Game for the second year in a row, marking the first time San Francisco has reached the NFC Championship Game in consecutive seasons since 1992-94. The Packers got off to a quick start after QB Colin Kaepernick threw an INT on just the fourth play of the game that was returned for a TD by Packers CB Sam Shields. Kaepernick responded immediately like he had all season and turned in one of the best performances by a 49ers QB in franchise history. Kaepernick led the offense on an 8-play, 80-yd. drive that he capped off with a 20-yd. TD run to tie the score at 7 apiece early in the 1st qtr. The team converted on two 3rd and longs on the drive, setting the tone for the day by finishing 8 of 13 on 3rd down (62%). With 11:52 remaining in the 2nd qtr., Green Bay WR Jeremy Ross muffed a punt that was recovered by S C.J. Spillman at the Packers 9-yd. line. The takeaway led to a 12-yd. TD pass from Kaepernick to WR Michael Crabtree just three plays later. On the ensuing Green Bay possession, CB Tarell Brown picked off QB Aaron Rodgers pass and returned his 2nd career postseason INT. The Kaepernick to Crabtree connection continued to be successful as they connected for a 20-yd. TD strike, making the score 21-14. Crabtree led the team with 9 recepts. for 119 yds. and 2 TDs on the day. On the third play of San Francisco's second possession of the 3rd qtr., Kaepernick kept the ball on a zone read around the right side and dashed 56-yds. to the end zone for his 2nd rushing TD of the game. The 56-yd. TD run marked the longest run by a QB in franchise postseason history and the 3rd longest overall. Kaepernick also set the NFL single-game record for a QB with 181 rushing yds. on 16 carries. RB Frank Gore finished off the following drive on the first play of the 4th qtr., punching it in from 2 yds. out, stretching the 49ers lead to 38-24. Gore notched his first career 100-yd. game in the postseason, rushing for 119 yds. on 23 carries. The 49ers became the first team in NFL history to ever have two, 100-yd. rushers [QB Colin Kaepernick (181 yds. rushing), RB Frank Gore (119 yds. rushing)] and one, 100-yd. receiver [WR Michael Crabtree (119 yds. receiving)] in a playoff game. RB Anthony Dixon found the end zone on a 2-yd. TD run to finish off the 11-play, 93-yd. drive to make the score 45-24. San Francisco rushed for 323 yds. on the night, setting the franchise single-game postseason rushing record.

Table with 5 columns: Packers, 14, 7, 3, 7, -, 31; 49ers, 7, 17, 7, 14, -, 45

- Packers—Shields 52 INT return (Crosby kick)
49ers—Kaepernick 20 run (Akers kick)
Packers—Harris 18 run (Crosby kick)
49ers—Crabtree 12 pass from Kaepernick (Akers kick)
49ers—Crabtree 20 pass from Kaepernick (Akers kick)
Packers—Jones 20 pass from Rodgers (Crosby kick)
49ers—Akers 36 FG
Packers—Crosby 31 FG
49ers—Kaepernick 56 run (Akers kick)
49ers—Gore 2 run (Akers kick)
49ers—Dixon 2 run (Akers kick)
Packers—Jennings 3 pass from Rodgers (Crosby kick)

49ers 28, Falcons 24
NFC Championship
January 20 at Georgia Dome
(Atlanta, GA)

The 49ers started slow, spotting Atlanta a 17–0 lead after the Falcons scored on their first three possessions. On San Francisco’s third possession the 49ers offense began to click. TE Vernon Davis hauled in a pinpoint pass from QB Colin Kaepernick for 27 yds. down to the Atlanta 15–yd. line. Davis had 3, 25+ yd. receipts. in the game, giving him 9 in 4 postseason games, which ranks 2nd in 49ers postseason history, trailing only WR Jerry Rice (14, 25+ yd. receipts. in 23 games). Two plays following Davis’ catch, the 49ers got on the scoreboard with a 15–yd. TD run by RB LaMichael James. It was James’ first–career TD. The 49ers next possession began on their own 18–yd. line with 6:24 remaining in the 2nd qtr. Vernon Davis stepped up once again, accounting for 48–yds. on 3 receipts., including a 4–yd. TD catch to finish the drive and pull the 49ers within 3, as the score read 14–17 at the 2–minute warning. Davis’ 5 career postseason TDs rank 1–4th in franchise history. With the Falcons scoring right before the half, it was important the 49ers came out of halftime with an answer, and answer they did. Kaepernick marched the 49ers offense right down the field, driving 82 yds. on 7 plays capped off on a 5–yd. TD run by RB Frank Gore to make the score 21–24 with 10:51 remaining in the 3rd qtr. The San Francisco defense also had answers, forcing turnovers on the Falcons first two possessions of the 2nd half. CB Chris Culliver picked–off QB Matt Ryan and LB Aldon Smith recovered a muffed snap to stymie the Falcons offense during the 3rd qtr. With 11:59 left in the 4th qtr. WR Ted Ginn returned a Matt Bosher punt 20 yds. to the Atlanta 38–yd. line, giving the 49ers offense good starting field position. San Francisco’s physical offensive line began to take over and wear down the Atlanta defense, opening big holes for Gore, James and RB Anthony Dixon as they gained all but 8 yds. on the go–ahead drive. Gore registered his 2nd TD run of the game on a 9–yd. burst to the end zone to give San Francisco the lead 28–24 with 8:27 remaining in the game. The Falcons took over after the Gore TD and sustained a 14–play drive down to the 49ers 10–yd. line. On the 14th play of the drive, the Falcons faced a 4th and 4 with 1:13 remaining. WR Roddy White was unable to hang onto the ball due to LB NaVorro Bowman’s blanketing defense. The Falcons got the ball back following an Andy Lee punt and had one last shot with :06 ticks left on the clock, but CB Perrish Cox tackled WR Julio Jones at San Francisco’s 35–yd. line before he could attempt a lateral as the clock struck :00. The 17–point comeback led by Kaepernick was the 2nd largest deficit overcome to win a conference championship (2006 – Indianapolis trailed New England by 18 points).

49ers	0	14	7	7	–	28
Falcons	10	14	0	0	–	24

- Falcons— Jones 46 pass from Ryan (Bryant kick)
- Falcons— Bryant 35 FG
- Falcons— Jones 20 pass from Ryan (Bryant kick)
- 49ers— James 15 run (Akers kick)
- 49ers— Davis 4 pass from Kaepernick (Akers kick)
- Falcons— Gonzalez 10 pass from Ryan (Bryant kick)
- 49ers— Gore 5 run (Akers kick)
- 49ers— Gore 9 run (Akers kick)

Ravens 34, 49ers 31
Super Bowl XLVII
February 3 at Superdome
(New Orleans, LA)

The San Francisco 49ers and the Baltimore Ravens squared off in one of the most extraordinary Super Bowls where two brothers squared off as head coaches. The 49ers found themselves facing an early deficit, which would eventually be too much to overcome. Early in the 1st qtr., San Francisco answered a Ravens TD drive with a scoring drive of their own as QB Colin Kaepernick engineered a 12–play 62–yd. drive that was finished off by K David Akers’ 36–yd. FG, making the score 7–3. After 2 more TD passes by QB Joe Flacco, the 49ers found themselves in a 21–3 hole with 1:45 left in the 2nd qtr. Kaepernick showed poise and led the 2–minute drill efficiently by completing 4 of 5 pass atts. for 56 yds. to move the 49ers into FG position. Akers added 3 more points with a 27–yd. FG as time expired in the half with San Francisco trailing Baltimore 21–6. Following a Ravens kickoff return for a TD to open the 2nd half, the Superdome went dark with 13:28 remaining in the 3rd qtr. A power failure at 7:38 p.m. CT caused a 30–minute delay and was not resolved until 8:08 p.m. On the Niners’ next possession, Kaepernick tossed a 31–yd. TD pass to WR Michael Crabtree, making the score 28–13. San Francisco forced Baltimore into a 3–and–out with a sack by LB Ahmad Brooks on 3rd–and–10. P Sam Koch’s 43–yd. punt was returned 32 yds. by WR Ted Ginn Jr., setting up the 49ers offense to takeover at the Ravens 20–yd. line. Two plays later, RB Frank Gore capitalized on the short field with a 6–yd. TD run. On the second play of Baltimore’s ensuing possession, CB Tarell Brown forced and recovered a fumble that he jarred loose from RB Ray Rice on the Ravens’ 24–yd. line. The takeaway led to a 34–yd. FG by Akers, his 3rd of the game. With their next possession, WR Randy Moss hauled in a 32–yd. receipt., followed by a 21–yd. run by Gore, which led to a 15–yd. TD run by Kaepernick. An incomplete pass on the 2–point try made the score 31–29 with the Ravens still hanging on as San Francisco continued its fierce comeback. Kaepernick’s 15–yd. TD run marked the longest TD run by a QB in Super Bowl history. With 4:23 remaining in the game, Baltimore’s K Justin Tucker tacked on a 38–yd. FG to extend their lead to 34–29. A 24–yd. completion to Crabtree and a 33–yd. rush by Gore put the 49ers offense in position for the go–ahead TD with 2:39 remaining, on the Ravens’ 7–yd. line. The 49ers were unable to get into the end zone and turned the ball over on downs. After taking a safety to run the game clock down to :04, the Ravens were forced to punt to the 49ers. Ginn returned the kickoff 31–yds. to the 50–yd. line as time expired for the last play of the game.

Ravens	7	14	7	6	–	34
49ers	3	3	17	8	–	31

- Ravens— Boldin 13 pass from Flacco (Tucker kick)
- 49ers— Akers 36 FG
- Ravens— Pitta 1 pass from Flacco (Tucker kick)
- Ravens— J. Jones 56 pass from Flacco (Tucker kick)
- 49ers— Akers 27 FG
- Ravens— J. Jones 108 kickoff return (Tucker kick)
- 49ers— Crabtree 31 pass from Kaepernick (Akers kick)
- 49ers— Gore 6 run (Akers kick)
- 49ers— Akers 34 FG
- Ravens— Tucker 19 FG
- 49ers— Kaepernick 15 run (pass failed)
- Ravens— Tucker 38 FG
- 49ers— Koch OB in end zone, forced by Culliver, Safety

2013

49ers 23, Packers 20
NFC Wild Card
January 5 at Lambeau Field
(Green Bay, WI)

The 49ers defeated the Green Bay Packers, 23–20, in the NFC Wild Card round of the NFL playoffs. The game went down as one of the coldest games in NFL history, with a kickoff temperature of 5 degrees and a wind chill of –10. The 49ers won the coin toss and deferred to the second half. The 49ers defense forced a three–and–out by the Packers on their opening series of the game. QB Colin Kaepernick and the 49ers offense drove 69 yds. in 13 plays as K Phil Dawson made a 22–yd. FG to give San Francisco an early 3–0 lead. The Niners then forced another three–and–out by Green Bay. On the ensuing possession, Dawson made a 25–yd. FG to cap off an 11–play, 42–yd. drive, making the score 6–0 with 2:20 remaining in the 1st qtr. Two possessions later, the Packers took a 7–6 lead when QB Aaron Rodgers completed a 5–yd. TD pass to WR Jordy Nelson to cap off a 14–play, 70–yd. drive. San Francisco responded with a 5–play, 68–yd. drive, including a 42–yd. run by Kaepernick, setting up a 10–yd TD run by RB Frank Gore two plays later to regain the lead 13–7. On the ensuing possession, the Packers got a 34–yd. FG by K Mason Crosby as time expired, making the scoring 13–10 at halftime. The second half began with the teams exchanging multiple punts as neither team was able to put points on the board in the third quarter. FB John Kuhn ended the scoring draught for Green Bay, putting the Packers on top 17–13 early in the 4th quarter. The 49ers responded immediately with a 4–play, 63–yd. drive as Kaepernick connected with TE Vernon Davis for a 28–yd. TD pass to regain the lead 20–17 with 10:37 remaining. The Packers countered with an 11–play, 61–yd. drive as K Mason Crosby tied the score at 20–20 with a 24–yd. FG. With 5:06 remaining, the 49ers were able to hold onto the ball for the rest of the game, picking up five first downs en route to the GB 15–yd. line where K Phil Dawson connected on a game–winning 33–yd. FG as time expired.

49ers	6	7	0	10	–	23
Packers	0	10	0	10	–	20

- 49ers— Dawson 22 FG
- 49ers— Dawson 25 FG
- Packers— Nelson 5 pass from Rodgers (Crosby kick)
- 49ers— Gore 10 run (Dawson kick)
- Packers— Crosby 34 FG
- Packers— Kuhn 1 run (Crosby kick)
- 49ers— Davis 28 pass from Kaepernick (Dawson kick)
- Packers— Crosby 24 FG
- 49ers— Dawson 33 FG

49ers 23, Panthers 10
NFC Divisional Playoff
January 12 at Bank of America Stadium
(Charlotte, NC)

The 49ers defeated the Carolina Panthers, 23–10, at Bank of America Stadium and advanced to the NFC Championship Game for the third consecutive year. The 49ers received the opening kickoff and drove 49 yds. in 13 plays as K Phil Dawson connected on a 49–yd. FG to give San Francisco an early 3–0 lead. On the fifth play of the ensuing drive, Panthers QB Cam Newton’s pass was deflected into the air and intercepted by LB Patrick Willis. San Francisco turned the takeaway into points when Dawson made a 33–yd. FG with 4:38 remaining in the 1st qtr. The Panthers put together an 8–play, 65–yd. drive before the 49ers made a spectacular goal–line stand and forced a turnover on downs at the SF 1–yd. line. On the first play following a San Francisco punt, Cam Newton found WR Steve Smith in the end zone for a 31–yd. TD pass to give Carolina a 7–6 lead. On the Panthers next possession, they drove 73 yds. in 13 plays and K Graham Gano made a 24–yd. FG to extend their lead to 10–6. San Francisco then engineered a 12–play, 80–yd. drive and TE Vernon Davis caught a 1–yd. TD pass from QB Colin Kaepernick with just 5 seconds remaining in the first half. The teams went into the locker rooms at halftime with the 49ers leading 13–10. The 49ers forced a three–and–out on the opening possession of the first half. On the ensuing possession, Kaepernick completed 2 of 2 pass atts. to WR Anquan Boldin for 61 yds. and scored on a 4–yd. TD run to extend the Niners lead to 20–10. The 49ers extended the lead to 23–10 on their next possession when Dawson made a 34–yd. FG to cap off a 13–play, 73–yd. drive. With 4:34 remaining in the game, 49ers S Donte Whitner intercepted a pass by Cam Newton at the SF 9–yd. line and San Francisco proceeded to run down the clock before turning the ball over on downs with just 12 seconds remaining. Carolina then came up empty handed in their last–ditch effort to add points to the scoreboard.

49ers	6	7	7	3	–	23
Panthers	0	10	0	0	–	10

- 49ers— Dawson 49 FG
- 49ers— Dawson 33 FG
- Panthers— Smith 31 pass from Newton (Gano kick)
- Panthers— Gano 24 FG
- 49ers— Davis 1 pass from Kaepernick (Dawson kick)
- 49ers— Kaepernick 4 run (Dawson kick)
- 49ers— Dawson 34 FG

Seahawks 23, 49ers 17
NFC Championship
January 19 at CenturyLink Field
(Seattle, WA)

The 49ers dropped a hard–fought battle with the Seahawks in the NFC Championship Game, 23–17. On the first play of the game, 49ers LB Aldon Smith sacked Seahawks QB Russell Wilson, forcing and recovering a fumble. The takeaway led to a 25–yd. FG by K Phil Dawson to give San Francisco an early 3–0 lead. After a punt by each team, the 49ers engineered an 8–play, 86–yd. drive, including a 58–yd. run by QB Colin Kaepernick, which was capped off with a 1–yd. TD run by RB Anthony Dixon. Kaepernick’s 58–yd. rush is the longest run by a quarterback in NFL postseason history. On the ensuing possession, the Seahawks drove 62 yds. in 9 plays and K Steven Hauschka connected on a 32–yd. FG with 5:47 remaining in the first half to make the score 10–3. With neither side able to score on their final possession of the 2nd qtr., the teams entered the locker rooms at halftime with a score of 10–3. The 49ers punted on the opening series of the second half. Seattle then drove 60 yds. in 4 plays, including a 40–yd. TD run by RB Marshawn Lynch, to tie the game at 10–10. San Francisco responded with a 6–play, 83–yd. drive that was capped off with a 26–yd. TD pass from Kaepernick to WR Anquan Boldin, giving the Niners a 17–10 lead. Seahawks WR Doug Baldwin took the ensuing kickoff 69 yds., which set up a 40–yd. FG six plays later to make the score 17–13 with 3:55 remaining in the 3rd qtr. Following a punt by the 49ers, Seattle put together an 8–play, 62–yd. drive that resulted in points when QB Russell Wilson found WR Jermaine Kearse in the end zone for a 35–yd. TD pass to give Seattle a 20–17 lead. Following a turnover on each of the next three series, Seahawks K Steven Hauschka made the score 23–17 with 3:37 remaining in the game by connecting on a 47–yd. FG. San Francisco proceeded to drive down the field before Kaepernick’s pass intended for WR Michael Crabtree in the corner of the end zone was deflected and intercepted.

49ers	3	7	7	0	–	17
Seahawks	0	3	10	10	–	23

- 49ers— Dawson 25 FG
- 49ers— Dixon 1 run (Dawson kick)
- Seahawks— Hauschka 32 FG
- Seahawks— Lynch 40 run (Hauschka kick)
- 49ers— Boldin 26 pass from Kaepernick (Dawson kick)
- Seahawks— Hauschka 40 FG
- Seahawks— Kearse 35 pass from Wilson (Hauschka kick)
- Seahawks— Hauschka 47 FG

2019

49ers 27, Vikings 10
NFC Divisional Playoff
January 11 at Levi’s Stadium
(Santa Clara, CA)

In the first 49ers postseason game at Levi’s Stadium, San Francisco defeated the Minnesota Vikings, 27–10, in the NFC Divisional Round. After forcing a 3–and–out on the Vikings opening drive, QB Jimmy Garoppolo engineered an 8 play, 61–yd. drive that was capped off on a 3–yd. TD pass to WR Kendrick Bourne, giving the 49ers a 7–0 lead. Minnesota answered on the following drive, as Vikings QB Kirk Cousins connected with WR Stefon Diggs for a 41–yd. TD recept. to even the game at 7–7. After the teams traded possessions, the 49ers offense put together a 10–play, 53–yd. drive that was punctuated with a 1–yd. TD run by RB Tevin Coleman to put San Francisco on top, 14–7. Following a turnover by San Francisco, Vikings K Dan Bailey connected on a 39–yd. FG to cut the 49ers lead to 14–10 at halftime. On the opening drive of the second half, K Robbie Gould connected on a 35–yd. FG to extend the lead to 17–10. On the ensuing possession, CB Richard Sherman picked off Cousins, giving the 49ers offense the ball at the Vikings 44–yd. line. The offense responded with 8 consecutive running plays, including a 2–yd. TD run by Coleman, his 2nd TD of the game. Following a punt by P Mitch Wishnowsky, RB Raheem Mostert recovered a muffed return by CB Marcus Sherels on special teams, giving the 49ers the ball back on the Vikings 10–yd. line. The turnover led to a 21–yd FG by Gould and a 27–10 lead. The 49ers defense registered 6.0 sacks of Cousins and held the Vikings to 147 net yds. (21 rushing and 126 passing). The 147 net yds. allowed were the fewest in a postseason game in franchise history. With the win, San Francisco advances to the NFC Championship Game for the 14th time since 1980 and the first time since 2013.

Vikings	7	3	0	0	–	10
49ers	7	7	10	3	–	27

- 49ers— Bourne 3 pass from Garoppolo (Gould kick)
- Vikings— Diggs 41 pass from Cousins (Bailey kick)
- 49ers— Coleman 1 run (Gould kick)
- Vikings— Bailey 39 FG
- 49ers— Gould 35 FG
- 49ers— Coleman 2 run (Gould kick)
- 49ers— Gould 21 FG

49ers 37, Packers 20
NFC Championship
January 19 at Levi's Stadium
(Santa Clara, CA)

The 49ers defeated the Green Bay Packers, 37–20, in the NFC Championship Game to advance to Super Bowl LIV. This marks San Francisco's seventh trip to the Super Bowl in franchise history and the first since 2012. RB Raheem Mostert led the way for the 49ers as he rushed for 220 yds. and 4 TDs on 29 carries. His 220 rushing yds. were most rushing yds. in a single game in franchise history, regular season or postseason. The 49ers opened the scoring as RB Raheem Mostert scored on a 36–yd. TD to give San Francisco a 7–0 lead early in the 1st Qtr. On the Packers following possession, DL Nick Bosa brought down Packers QB Aaron Rodgers for a 9–yd. loss on third down, forcing Green Bay to punt. The 49ers extended their lead, as K Robbie Gould connected on a 54–yd. FG, the longest postseason FG of his career and in franchise history. The 49ers defense forced the Packers to go 3–and–out, as CB K'Waun Williams tallied a strip–sack of Rodgers on third down. On the ensuing possession, Mostert registered his 2nd TD of the game, this time on a 9–yd. TD run, extending the lead to 17–0. The Packers were moved the ball to the 49ers 25–yd. line before Rodgers fumbled the snap, which was recovered by DL DeForest Buckner. The turnover led to a 27–yd. FG by Gould to make the score 20–0. With under 2:00 to play in the 1st half, CB Emmanuel Moseley intercepted Rodgers, marking his first postseason INT. The takeaway led to an 18–yd. TD run by Mostert, his 3rd TD of the game, giving the 49ers a 27–0 lead at halftime. The Packers got on the board in the 3rd Qtr., as Rodgers connected with RB Aaron Jones for a 9–yd. TD receipt. to cut the lead to 27–7. The 49ers answered immediately, as Mostert recorded his 4th rushing TD of the game, this time on a 22–yd. TD run, to make the score 34–7. The Packers responded again, as Jones scored on a 1–yd. TD run, cutting the score to 34–13. Following a 49ers punt, Green Bay found the end zone again, as Rodgers connected with TE Jace Sternberger for an 8–yd. TD receipt., trimming the 49ers lead to 34–20. QB Jimmy Garoppolo and the 49ers offense put together a 10–play, 49–yd. drive that was capped off by Gould knocking in a 49–yd. FG to extend the lead to 37–20. On the Packers final drive of the game, DL Arik Armstead registered a strip–sack of Rodgers and, two plays later, Rodgers picked off by CB Richard Sherman, his 2nd INT of the postseason, to seal the win.

Packers	0	0	7	13	–	20
49ers	7	20	7	3	–	37

- 49ers— Mostert 36 run (Gould kick)
- 49ers— Gould 54 FG
- 49ers— Mostert 9 run (Gould kick)
- 49ers— Gould 27 FG
- 49ers— Mostert 18 run (Gould kick)
- Packers— Jones 9 pass from Rodgers (Crosby kick)
- 49ers— Mostert 22 run (Gould kick)
- Packers— Jones 1 run (pass failed)
- Packers— Sternberger 8 pass from Rodgers (Crosby kick)
- 49ers— Gould 42 FG

Chiefs 31, 49ers 20
Super Bowl LIV
February 2 at Hard Rock Stadium
(Miami Gardens, FL)

In Super Bowl LIV, San Francisco fell to the Kansas City Chiefs, 20–31. After forcing a 3–and–out on the first drive of the game, QB Jimmy Garoppolo engineered a 10–play, 62 yd. drive that was capped off by a 38–yd. FG by K Robbie Gould to give the 49ers and early 3–0 lead. On the following drive, DL DeForest Buckner and NT Earl Mitchell combined to sack Chiefs QB Patrick Mahomes and DB Jimmie Ward forced a Mahomes fumble, but Kansas City was still able to get on the scoreboard as Mahomes scored on a 1–yd. TD run to make the score 3–7. Following a 49ers turnover early in the 2nd Qtr., the Chiefs extended the lead as K Harrison Butker knocked in a 31–yd. FG, making the score 3–10. The 49ers responded, as Garoppolo led the team on a 7–play, 80–yd. drive, that was punctuated on a 15–yd. TD receipt. by FB Kyle Juszczyk to tie the score, 10–10 at halftime. San Francisco began the 2nd half with a 9–play, 60 yd. drive that was capped off by a 42–yd. FG by Gould, as the 49ers took a 13–10. On the Chiefs next possession, DL Nick Bosa registered a strip–sack of Mahomes, but the Chiefs were able to recover. On the next play, Mahomes was intercepted by LB Fred Warner, marking his first career postseason INT. Warner's INT led to a 6–play, 55–yd. TD drive, as RB Raheem Mostert scored on a 1–yd. TD run, making the score 20–10. To open the 4th Qtr., Mahomes was sacked by Buckner, who registered 1.5 sacks on the night and DB Tarvarius Moore intercepted a Mahomes deep in 49ers territory. After the 49ers were forced to punt, Mahomes connected with WR Tyreek Hill on 44–yd. pass that helped set up a 1–yd. TD pass from Mahomes found TE Travis Kelce to cut the 49ers lead to 20–17. The Chiefs took over the lead on their next possession as Mahomes found RB Damien Williams for a 5–yd. TD receipt. to make the score 20–24. Kansas City sealed the victory as Williams scored on a 38–yd. TD run, making the score 20–31.

49ers	3	7	10	0	–	20
Chiefs	7	3	0	21	–	31

- 49ers— Gould 38 FG
- Chiefs— Mahomes 1 run (Butker kick)
- Chiefs— Butker 31 FG
- 49ers— Juszczyk 15 pass from Garoppolo (Gould kick)
- 49ers— Gould 42 FG
- 49ers— Mostert 1 run (Gould kick)
- Chiefs— Kelce 1 pass from Mahomes (Butker kick)
- Chiefs— Williams 5 pass from Mahomes (Butker kick)
- Chiefs— Williams 38 run (Butker kick)

2021

49ers 23, Cowboys 17
NFC Wild Card
January 16 at AT&T Stadium
(Arlington, TX)

The 49ers defeated the Dallas Cowboys, 23–17, at AT&T Stadium in the NFC Wild Card Round. After receiving the opening kickoff, QB Jimmy Garoppolo led the 49ers on a 7–play, 70–yd. drive that was capped off by a 4–yd. TD run by RB Elijah Mitchell, giving San Francisco an early 7–0 lead. The 49ers defense immediately forced a 3–n–out, returning the ball to the 49ers offense and helping set up a 53–yd. FG from K Robbie Gould to make the score 10–0. San Francisco stood tall again, forcing Dallas to punt on the following possession, which led to Gould connecting on a 40–yd. FG that put the 49ers ahead 13–0. The Cowboys responded with a 9–play, 67–yd. scoring drive of their own. The drive was punctuated by a 20–yd. TD pass from Dallas QB Dak Prescott to WR Amari Cooper, narrowing Dallas' deficit down to 13–7. On the ensuing drive, Gould nailed his 3rd FG of the half, this one from 52 yds., making the score 16–7 at halftime. After the teams traded punts to begin the 2nd half, CB K'Waun Williams picked off Prescott, setting up the 49ers offense on the Dallas 26–yd. line. On the following play, WR Deebo Samuel Sr. scored on a 26–yd. run that put San Francisco ahead 23–7. Following a pair of punts, Dallas K Greg Zuerlein made a 51–yd. FG, making the score 23–10 at the beginning of the 4th qtr. On the ensuing possession, Garoppolo was picked off by Cowboys CB Anthony Brown, which set up a 5–yd TD run by Prescott, making the score 23–17. The 49ers defense held the Cowboys scoreless on their final two possessions, securing the victory. With the win, the 49ers advanced to the NFC Divisional Round for the 17th time since 1970 and the first time since 2019.

49ers	10	6	7	0	–	23
Cowboys	0	7	0	10	–	17

- 49ers— Mitchell 4 run (Gould kick)
- 49ers— Gould 53 FG
- 49ers— Gould 40 FG
- Packers— Cooper 20 pass from Prescott (Zuerlein kick)
- 49ers— Gould 52 FG
- 49ers— Samuel Sr. 26 run (Gould kick)
- Packers— Zuerlein 51 FG
- Packers— Prescott 5 run (Zuerlein kick)

49ers 13, Packers 10
NFC Divisional Playoff
January 22 at Lambeau Field
(Green Bay, WI)

The 49ers defeated the Green Bay Packers, 13–10, at Lambeau Field in the NFC Divisional Round. After receiving the opening kickoff, Green Bay QB Aaron Rodgers engineered a 10–play, 69–yd. scoring drive that was capped off by a 6–yd. TD run by RB A.J. Dillon, giving the Packers an early 7–0 lead. Following a 49ers punt, LB Fred Warner forced a fumble by Packers TE Mercedes Lewis and the loose ball was pounced on by LB Dre Greenlaw, giving the ball back to the offense. After the teams exchanged punts, San Francisco threatened to score following an 11–play, 68–yd. drive, but QB Jimmy Garoppolo was picked off by S Adrian Amos on the GB 4–yd. line. On the ensuing possession, Rodgers connected with RB Aaron Jones on a 75–yd. pass with under 20 seconds left in the 2nd qtr. The 49ers defense held strong as DL Nick Bosa sacked Rodgers on the next play, forcing a FG attempt. On the final play of the 1st half, DB Jimmie Ward broke through the line and blocked the 39–yd. FGA by Packers K Mason Crosby, keeping the score 7–0 at the break. On the opening drive of the 3rd qtr., Garoppolo led San Francisco on a 10 play, 39–yd. scoring drive as K Robbie Gould connected on a 29–yd. FG, making the score 3–7. In the 4th qtr., the Packers extended their lead as Crosby connected on a 33–yd. FG to make the 10–3. On the next possession, the 49ers deep into Packers territory, but were stopped on 4th–n–1, giving the ball to Green Bay. The 49ers defense held strong forcing a 3–n–out. On the ensuing punt, DL Jordan Willis was able to block the ball off the foot of P Corey Bojorquez. S Talanoa Hufanga picked the loose ball and returned it 6 yds. to the end zone, tying the game at 10–10 with 4:41 remaining. San Francisco forced another 3–n–out on the following drive, getting the ball back to offense with 3:20 left on the clock. Garoppolo led the 49ers on a 9 play, 44–yd. drive that included a key 3rd down run by WR Deebo Samuel Sr., to set up a game–winning FGA. Gould nailed a 45–yd. FG as time expired to propel San Francisco to the NFC Championship Game.

49ers	0	0	3	10	–	13
Packers	7	0	0	3	–	10

- Packers— Dillon 6 run (Crosby kick)
- 49ers— Gould 29 FG
- Packers— Crosby 33 FG
- 49ers— Hufanga 6 return of blocked punt (Gould kick)
- 49ers— Gould 45 FG

Rams 20, 49ers 17
NFC Championship
January 30 at SoFi Stadium
(Inglewood, CA)

The 49ers fell, 17–20, to the Los Angeles Rams in the NFC Championship Game at SoFi Stadium. After the two teams traded punts to open the game, the Rams went on a 9–play, 64–yd. drive into the red zone. On 3rd–n–3 from the 49ers 3–yd. line, CB K’Waun Williams deflected a pass from Rams QB Matthew Stafford and DB Jimmie Ward quickly intercepted it in the end zone and broke out on a 23–yd. return. Following a 49ers punt, the Rams responded with an 18–play, 97–yd. scoring drive that was capped off by a 16–yd. TD pass from Stafford to WR Cooper Kupp. On the ensuing possession, San Francisco orchestrated a 5–play, 75–yd. scoring drive of their own that was punctuated by a 44–yd. TD pass from QB Jimmy Garoppolo to WR Deebo Samuel Sr., tying the game at 7–7, Los Angeles threatened to score on their next possession, but K Matt Gay missed a 54–yd. FG. Just before halftime, Garoppolo engineered an 8 play, 36–yd. drive that was capped off with a 38–yd. FG by K Robbie Gould that made the score 10–7 at halftime. After a 49ers punt to open the 2nd half, San Francisco’s defense stood tall forcing a turnover on downs and returning the ball to the offense at their own 43–yd. line. Garoppolo then led a 10–play, 58–yd. drive that resulted in a 16–yd. TD pass from Garoppolo to TE George Kittle, making the score 17–7. The Rams answered with a 7–play, 75–yd. scoring drive that was punctuated by an 11–yd. TD pass from Stafford to Kupp that narrowed Los Angeles’ deficit to 14–17 at the start of the 4th qtr. After a 49ers punt, the Rams tied the game at 17–17 when K Matt Gay connected on a 40–yd. FG. San Francisco was forced to punt on their next possession. On the Rams next drive, Stafford again led the team into FG range as Gay hit a 30–yd. FG that made the score 20–17 with 1:49 left to play. On the ensuing possession, Garoppolo was picked off by LB Travin Howard, ending the game.

49ers	0	10	7	0	–	17
Rams	0	7	0	13	–	20

- Rams— Kupp 16 pass from Stafford (Gay kick)
- 49ers— Samuel Sr. 44 pass from Garoppolo (Gould kick)
- 49ers— Gould 38 FG
- 49ers— Kittle 16 pass from Garoppolo (Gould kick)
- Rams— Kupp 11 pass from Stafford (Gay kick)
- Rams— Gay 40 FG
- Rams— Gay 30 FG

2022

49ers 41, Seahawks 23
NFC Wild Card
January 14 at Levi’s Stadium
(Santa Clara, CA)

The 49ers punched their ticket to the NFL Divisional Round with a 41–23 win over the Seattle Seahawks at Levi’s Stadium in the Wild Card Round. The San Francisco defense opened the game with a three–n–out of Seattle’s offense, including a 10–yd. DL Arik Armstead sack of QB Geno Smith. The offense then put together a 7–play, 48–yd. drive, including a 19–yd. WR Brandon Aiyuk receipt. and a 22–yd. WR Deebo Samuel run to set up a 34–yd. K Robbie Gould FG. The 49ers defense followed up with another three–n–out to get the ball back to the offense who took it 85 yds. in 5 plays, including a 68–yd. RB Christian McCaffrey run, to set up a 3–yd. TD pass from QB Brock Purdy to McCaffrey. The Seahawks offense responded with a 14–play, 78–yd. drive resulting in a 7–yd. RB Kenneth Walker III TD run. San Francisco opened up the next drive with a Purdy 23–yd. completion to Aiyuk and continued on a 10–play, 60–yd. drive to set up a 33–yd. Gould FG. Seattle came back with a 5–play, 71–yd. scoring drive ending in a Smith 50–yd. TD pass to WR DK Metcalf to take their first lead. On their last drive of the first half, the 49ers offense set up a 46–yd. Gould FG with the help of a 31–yd. Aiyuk catch and a 18–yd. Samuel receipt. Prior to halftime, K Jason Myers hit a 56–yd. FG to put Seattle up 17–16. The 49ers opened up the second half with a 13–play, 75–yd. drive culminating in a 1–yd. Purdy TD run. The Seahawks threatened on the next drive, moving the ball to the San Francisco 19 before DL Charles Omenihu came up with a strip–sack of Smith that DL Nick Bosa recovered for the 49ers. The 49ers offense took advantage, driving the ball 70 yds. in 7 plays to set up a 7–yd. RB Elijah Mitchell TD run and a successful 2–pt. conversion from Purdy to TE George Kittle. The San Francisco defense came up with another big stop, not allowing Seattle past their own 32–yd. line and getting the ball back to the offense. Samuel took advantage, taking a short Purdy pass 74–yds. for a TD. On the next drive, DB Deommodore Lenoir intercepted a Smith pass intended for WR Tyler Lockett and returned it 6 yds. to the Seattle 37–yd. line. The 49ers tacked on a 31–yd. Gould FG to pad the lead. The Seahawks went 76 yds. in 15 plays for a 3–yd. Metcalf TD receipt. with just under 2 minutes left. San Francisco RB Jordan Mason secured the win with back–to–back 8–yd. and 4–yd. runs for a first down to allow the 49ers to run out the clock.

Seahawks	0	17	0	6	–	23
49ers	10	6	7	18	–	41

- 49ers— Gould 34 FG
- 49ers— McCaffrey 3 pass from Purdy (Gould kick)
- Seahawks— Walker III 7 run (Myers kick)
- 49ers— Gould 33 FG
- Seahawks— Metcalf 50 pass from Smith (Myers kick)
- 49ers— Gould 46 FG
- Seahawks— Myers 56 FG
- 49ers— Purdy 1 run (Gould kick)
- 49ers— Mitchell 7 pass from Purdy (Purdy to Kittle pass)
- 49ers— Samuel 74 pass from Purdy (Gould kick)
- 49ers— Gould 31 FG
- Seahawks— Metcalf 3 pass from Smith (pass failed)

49ers 19, Cowboys 12
NFC Divisional Playoff
January 22 at Levi's Stadium
(Santa Clara, CA)

The 49ers advanced to the NFC Championship with a 19–12 win over the Dallas Cowboys in the NFC Divisional Round at Levi's Stadium. After exchanging punts on the first 3 drives of the game, San Francisco DB Deommodore Lenoir intercepted a Cowboys QB Dak Prescott pass intended for WR Michael Gallup and returned it to the Dallas 27–yd. line. The 49ers offense moved the ball down to the 8–yd. line before putting points on the board with a K Robbie Gould 26–yd. FG. The Cowboys offense responded with a methodical 14–play, 74–yd. drive resulting in a TE Dalton Schultz 4–yd. TD receipt. to take the lead. After 49ers DL Samson Ebukam blocked the PAT, the 49ers offense drove the ball down the field and tied the game at 6 with a Gould 47–yd. FG. On the next drive, the Cowboys threatened in the redzone before LB Fred Warner intercepted a pass intended for WR CeeDee Lamb and returned it 16 yds. to the San Francisco 28. QB Brock Purdy connected with WR Deebo Samuel for a 10–yd. completion and WR Jauan Jennings for a 21–yd. completion to set up a K Robbie Gould 50–yd. FG to go up by three points at the half. After the 49ers defense halted the Cowboys near midfield on their first drive of the second half, Dallas recovered a WR Ray–Ray McCloud III muffed punt at the San Francisco 21–yd. line. The 49ers defense held the Cowboys to a 25–yd. K Brett Maher FG to tie the game at 9. Late in the 3rd qtr., the 49ers drove the ball 91 yds. on 10 plays, including a 30–yd. TE George Kittle receipt. to set up a 2–yd. RB Christian McCaffrey TD run. The Cowboys moved the ball 32 yds. on 8 plays to set up a 43–yd. Maher FG to pull within 4 points with 11:00 minutes left in the game. With the help of 26 rushing yds. from RB Elijah Mitchell, the 49ers offense set up a 28–yd. FG by Gould to extend the lead to 7. San Francisco held tight for the last 3:00 minutes, including an Ebukam sack to secure the win and move on to face the Philadelphia Eagles in the NFC Championship Game.

Cowboys	0	6	3	3	–	12
49ers	3	6	0	10	–	19

- 49ers— Gould 26 FG
- Cowboys— Schultz 4 pass from Prescott (kick blocked)
- 49ers— Gould 47 FG
- 49ers— Gould 50 FG
- Cowboys— Maher 25 FG
- 49ers— McCaffrey 2 run (Gould kick)
- Cowboys— Maher 43 FG
- 49ers— Gould 28 FG

Eagles 31, 49ers 7
NFC Championship
January 29 at Lincoln Financial Field
(Philadelphia, PA)

The 49ers fell to the Philadelphia Eagles, 31–7, in the NFC Championship Game at Lincoln Financial Field. On the opening drive, the Eagles put together an 11–play, 66–yd. drive which included a 4th down conversion that resulted in a RB Miles Sanders 6–yd. TD run. On the next drive, the 49ers offense picked up two first downs before Eagles LB Haason Reddick forced a QB Brock Purdy fumble recovered by the Eagles and knocked him out of the game with an injury. The 49ers defense forced a three–n–out and the teams exchanged punts into the 2nd Qtr. The 49ers were the next to strike on a 23–yd. RB Christian McCaffrey TD run to even up the score at 7 apiece. The Eagles offense responded with a 14–play, 75–yd. drive kept alive by defensive penalties that culminated in a 13–yd. RB Miles Sanders TD run. On the second play of the next drive, 49ers QB Josh Johnson fumbled the snap which was recovered by LB Haason Reddick at the SF 30–yd. line. The Eagles offense turned the turnover into points on a 10–yd. RB Boston Scott TD run to go up by two scores before the half. During the opening drive of the 3rd Qtr., QB Josh Johnson was injured and forced to leave the game, leaving QB Brock Purdy to return while injured. The teams exchanged punts before the Eagles went on a 15–play, 91–yd. drive, kept alive by a roughing the punter penalty, closing it out with a 1–yd. QB Jalen Hurts TD run. With the 49ers offense relegated to running the ball and short passes for the rest of the game, the Eagles tacked on a 31–yd. K Jake Elliott FG to clinch the win in the NFC Championship Game.

49ers	0	7	0	0	–	7
Eagles	7	14	7	3	–	31

- Eagles— Sanders 6 run (Elliott kick)
- 49ers— McCaffrey 23 run (Gould kick)
- Eagles— Sanders 13 run (Elliott kick)
- Eagles— Scott 10 run (Elliott kick)
- Eagles— Hurts 1 run (Elliott kick)
- Eagles— Elliott 31 FG

2023

49ers 24, Packers 21
NFC Divisional Playoff
January 20 at Levi's Stadium
(Santa Clara, CA)

The San Francisco 49ers hosted the Green Bay Packers in the NFC Divisional round at a rainy Levi's Stadium on Saturday night. The Packers started with the ball and drove the ball 58 yds. On 14 plays before the 49ers defense forced a 29–yd. K Anders Carlson FG. The 49ers punted the ball back to the Packers who drove the ball to the San Francisco 14 yardline before the 49ers defense forced a turnover on downs by stuffing QB Jordan Love on fourth–and–one. San Francisco took the ball 86 yds. on 12 plays culminating with a QB Brock Purdy 32–yd. TD pass to TE George Kittle. Green Bay responded by taking the ball 64 yds. down the field to set up another 29–yd. K Anders Carlson FG. Before the end of the half, the 49ers offense moved the ball to the 30 yardline of Green Bay to set up a 48–yd. K Jake Moody FG which Green Bay blocked to keep the score 7–6 at the half. After San Francisco opened the second half with a three–n–out, Green Bay drove the ball 75–yds. on nine plays to set up a 19–yd. QB Jordan Love TD pass to WR Bo Melton to take the lead. QB Brock Purdy and the 49ers offense responded with a four–play, 75 yd. drive including a 32–yd. TE George Kittle catch to set up a 39–yd. RB Christian McCaffrey TD run. Green Bay's returner CB Keisean Nixon took the ensuing kickoff 73 yds. to the San Francisco 20 to set up a four–play drive ending in a 2–yd. TE Tucker Kraft TD catch and a QB Jordan Love to RB Aaron Jones two point conversion to put the Packers up 21–14. After going three–n–out, the San Francisco defense came up big when LB Dre Greenlaw intercepted a QB Jordan Love pass to get the ball back to the offense at the end of the third quarter. After exchanging punts at the beginning of the 4th quarter, with the help of a 53 yd. RB Aaron Jones run, the Packers set up a 41–yd. K Anders Carlson FG that he missed wide left, allowing the 49ers to take over at the San Francisco 31–yardline down by four points with just over six minutes remaining. With the help of a 10–yd. WR Brandon Aiyuk 3rd down catch and a 17–yd. WR Chris Conley completion, the 49ers set up a 6–yd. RB Christian McCaffrey TD run to take the lead with 1:07 remaining. With the Packers down three and driving, LB Dre Greenlaw nabbed his second interception of the day to seal the 49ers 24–21 win and send San Francisco to the NFC Championship.

Packers	3	3	15	0	–	21
49ers	0	7	7	10	–	24

- Packers— Carlson 29 FG
- 49ers— Kittle 32 pass from Purdy (Moody kick)
- Packers— Carlson 29 FG
- Packers— Melton 19 pass from Love (Carlson kick)
- 49ers— McCaffrey 39 run (Moody kick)

49ers 34, Lions 31
NFC Championship
January 28 at Levi's Stadium
(Santa Clara, CA)

The San Francisco 49ers faced off against the Detroit Lions in the NFC Championship game at Levi's Stadium. The Lions opened the game with a four-play, 75-yd. drive ending in a 42-yd. WR Jameson Williams TD run to go up seven points early in the 1st qtr. The 49ers drove the ball to the Detroit 30-yardline to set up a K Jake Moody 48-yard FG which he missed wide right, giving the ball back to the Lions offense who took the ball 62 yards on 11 plays to set up a one-yard RB David Montgomery TD run. San Francisco's offense responded with an eight-play, 75-yd. drive to set up a 2-yd. RB Christian McCaffrey TD run to bring the 49ers within one score. The 49ers defense forced a Detroit punt with the help of a DL Nick Bosa sack, but LB Malcom Rodriguez came up with a QB Brock Purdy interception on the next drive to set the Lions up in San Francisco territory. A few plays later, the Lions found the end zone again on a 15-yd. RB Jahmyr Gibbs TD run. After San Francisco went three-n-out on the next possession, Detroit moved the ball 69 yards on 17 plays to set up a K Michael Badgley 21-yd. FG to go up 24-7 at halftime. The 49ers opened up the second half with a 9-play, 50-yd. drive, including a 26-yd. WR Deebo Samuel reception to set up a K Jake Moody 43-yd. FG to cut the Lions' lead to 14. The 49ers defense came up with a stop on 4th and two in their own territory to keep the Lions off the scoreboard and get the ball back to QB Brock Purdy who connected on a 17-yd. pass with WR Deebo Samuel before hitting WR Brandon Aiyuk on a 51-yd pass to set up a 6-yd. WR Brandon Aiyuk TD reception. On the next play, S Tashaun Gipson Sr. forced a RB Jahmyr Gibbs fumble and DL Arik Armstead recovered it, giving the offense the ball on the Detroit 24-yardline. QB Brock Purdy scrambled for 21 yards to set up a RB Christian McCaffrey 1-yd. TD run to tie the game at 24 apiece. On the next drive, San Francisco's defense forced a three-n-out, allowing the offense to take the ball 65 yards on 11 plays to set up a K Jake Moody 33-yd. FG to give the 49ers their first lead of the game. The defense came up big again, forcing a QB Jared Goff incomplete pass on 4th and three to stop the Lions from scoring. The San Francisco offense responded by taking the ball 70 yards on seven plays, including a QB Brock Purdy 21-yd. scramble and a 25-yd. RB Christian McCaffrey run to set up a three-yd. RB Elijah Mitchell TD run to put the 49ers on top by 10 points

with just over three minutes left in the game. Detroit took the ball 75 yards on 11 plays to set up a 3-yd. QB Jared Goff. TD pass to WR Jameson Williams with less than a minute to go in the game. TE George Kittle recovered the onside kick, allowing the 49ers offense to run out the clock and cash in their ticket to Super Bowl LVIII.

Lions	14	10	0	7	-	31
49ers	0	7	17	10	-	34

- Lions—Williams 42 run (Badgley kick)
- Lions—Montgomery 1 run (Badgley kick)
- 49ers—McCaffrey 2 run (Moody kick)
- Lions—Gibbs 15 run (Badgley kick)
- Lions—Badgley 21 FG
- 49ers—Moody 43 FG
- 49ers—Aiyuk 6 pass from Purdy (Moody kick)
- 49ers—McCaffrey 1 run (Moody kick)
- 49ers—Moody 33 FG
- 49ers—Mitchell 3 run (Moody kick)
- Lions—Williams 3 pass from Goff (Badgley kick)

Chiefs 25, 49ers 22 (OT)
Super Bowl LVIII
February 11 at Allegiant Stadium
(Las Vegas, NV)

The San Francisco 49ers faced off against the Kansas City Chiefs in Super Bowl LVIII in Las Vegas at Allegiant Stadium. San Francisco opened up the game on offense, taking the ball to the Kansas City 29-yardline before RB Christian McCaffrey fumbled the ball and the Chiefs recovered. The 49ers defense responded by forcing a three-n-out, handing the ball back to the offense who took it to the San Francisco 40-yardline before punting it back to the Chiefs. After allowing a 10-yd. gain on the first play, the 49ers defense stepped up, including a 4-yd. DL Chase Young sack to force another Kansas City punt. On the next drive, the 49ers took the ball 46 yards on 10 plays to set up a 55-yd. K Jake Moody FG for the first points of the game. After allowing a 52-yd. QB Patrick Mahomes completion to WR Mecole Hardman on the next drive, DB Deommodore Lenoir forced a RB Isiah Pacheco fumble recovered by DL Javon Hargrave on the San Francisco 8-yardline. After exchanging punts, QB Brock Purdy and the San Francisco offense put together an 8-play, 67-yd. drive culminating with a RB Christian McCaffrey 21-yd. receiving TD on a WR Jauan Jennings short pass to put the 49ers up by 10. The Chiefs responded by taking the ball down the field and setting up a K Harrison Butker 28-yd. FG before

halftime to get on the scoreboard. The San Francisco defense started the second half strong with a S Ji'Ayir Brown interception of QB Patrick Mahomes on the third offensive play of the half. The 49ers failed to capitalize on the turnover and after the teams exchanged punts, the Chiefs moved the ball 47 yards over nine plays to set up a K Harrison Butker 57-yd. FG. On the next Kansas City punt, the ball bounced off CB Darrell Luter Jr.'s leg and WR Ray-Ray McCloud III was unable to recover, allowing the Chiefs to start with the ball on the San Francisco 16 yardline. QB Patrick Mahomes found WR Marquez Valdes-Scantling in the end zone on the next play to take their first lead of the game. The 49ers responded by moving the ball 75 yards on 12 plays, setting up a 10-yard WR Jauan Jennings 10-yd. TD reception but the extra point was blocked, keeping Kansas City within a field goal. The Chiefs tied the game at 16 on the next drive, taking the ball 69 yards on 12 plays to set up a 24-yd. K Harrison Butker FG. QB Brock Purdy led the offense down the field, including a 22-yd. completion to WR Jauan Jennings to set up a 53-yd. K Jake Moody FG with less than two minutes left in regulation. Kansas City QB Patrick Mahomes drove their offense 64 yds. to set up a game-tying 29-yd. FG. The 49ers took the ball first in overtime, driving the ball 66 yards on 13 plays to set up a 27-yd. K Jake Moody FG. The Chiefs responded with a 13-play drive of their own, driving the ball 75 yards and ending the game 25-22 on a QB Patrick Mahomes 3-yd. TD pass to WR Mecole Hardman.

49ers	0	10	0	9	3	22
Chiefs	0	3	10	6	6	25

- 49ers—Moody 55 FG
- 49ers—McCaffrey 21 pass from Jennings (Moody kick)
- Chiefs—Butker 28 FG
- Chiefs—Butker 57 FG
- Chiefs—Valdes-Scantling 16 pass from Mahomes (Butker kick)
- 49ers—Jennings 10 pass from Purdy (kick blocked)
- Chiefs—Butker 24 FG
- 49ers—Moody 53 FG
- Chiefs—Butker 29 FG
- 49ers—Moody 27 FG
- Chiefs—Hardman 3 pass from Mahomes

49ERS NFL COMPOSITE RECORDS

[1950-PRESENT]

CURRENT NFC TEAMS				CURRENT AFC TEAMS			
OPPONENT	REG. SEASON	PLAYOFFS	TOTAL	OPPONENT	REG. SEASON	PLAYOFFS	TOTAL
Arizona	36-29	-	36-29	Baltimore	2-5	0-1	2-6
Atlanta	47-32-1	1-1	48-33-1	Buffalo	6-7	-	6-7
Carolina	9-13	1-0	10-13	Cincinnati	11-5	2-0	13-5
Chicago	32-33-1	3-0	35-33-1	Cleveland	8-13	-	8-13
Dallas	16-14-1	4-5	20-19-1	Denver	7-8	1-0	8-8
Detroit	38-27-1	2-1	40-28-1	Houston	4-1	-	4-1
Green Bay	28-34-1	6-4	34-38-1	Indianapolis	18-27	-	18-27
L.A. Rams	77-68-3	1-1	78-69-3	Jacksonville	5-2	-	5-2
Minnesota	20-23-1	5-1	25-24-1	Kansas City	7-6	0-2	7-8
New Orleans	49-27-2	1-0	50-27-2	Las Vegas	8-7	-	8-7
N.Y. Giants	18-17	4-4	22-21	L.A. Chargers	6-8	1-0	7-8
Philadelphia	20-14-1	1-1	21-15-1	Miami	6-8	1-0	7-8
Seattle	21-29	1-1	22-30	New England	9-5	-	9-5
Tampa Bay	20-6	0-1	20-7	N.Y. Jets	11-3	-	11-3
Washington	20-11-1	3-1	23-12-1	Pittsburgh	13-10	-	13-10
				Tennessee	9-6	-	9-6

49ERS CHAMPIONSHIPS

(1950-PRESENT)

YEAR	RECORD	FINISH
1970	11-4-1	NFC West Champions
1971	10-6	NFC West Champions
1972	8-6-1	NFC West Champions
1981	16-3	Super Bowl XVI Champions
1983	11-7	NFC West Champions
1984	18-1	Super Bowl XIX Champions
1986	10-6-1	NFC West Champions
1987	13-3	NFC West Champions
1988	13-6	Super Bowl XXIII Champions
1989	17-2	Super Bowl XXIV Champions
1990	15-3	NFC West Champions
1992	15-3	NFC West Champions
1993	11-7	NFC West Champions
1994	16-3	Super Bowl XXIX Champions
1995	11-6	NFC West Champions
1997	14-4	NFC West Champions
2002	11-7	NFC West Champions
2011	14-4	NFC West Champions
2012	13-5-1	NFC Champions
2019	15-4	NFC Champions
2022	13-4	NFC West Champions
2023	12-5	NFC Champions

49ERS YEARLY RESULTS

ALL-AMERICA FOOTBALL CONFERENCE (1946-49)

1946 (9-5)				1948 (12-2)			
<i>Lawrence T. Shaw, Coach</i>				<i>Lawrence T. Shaw, Coach</i>			
L	7	New York Yanks, S-8	21	W	35	Buffalo Bills, A-29	14
W	21	Miami Seahawks, S-15	14	W	36	Brooklyn Dodgers, S-5	20
W	32	Brooklyn Dodgers, S-22	13	W	41	New York Yanks, S-12	0
L	7	at Chicago Rockets, S-29	21	W	36	Los Angeles Dons, S-19	14
W	34	at Miami Seahawks, O-7	7	W	38	at Buffalo Bills, S-26	28
W	23	at Los Angeles Dons, O-12	14	W	31	at Chicago Rockets, O-1	14
L	14	at Buffalo Bisons, O-18	17	W	56	at Baltimore Colts, O-10	14
W	34	at Cleveland Browns, O-27	20	W	21	at New York Yanks, O-17	7
W	27	Buffalo Bisons, N-2	14	W	21	Baltimore Colts, O-24	10
L	7	Cleveland Browns, N-10	14	W	44	Chicago Rockets, N-7	21
L	9	at New York Yanks, N-17	10	L	7	at Cleveland Browns, N-14	14
W	30	at Brooklyn Dodgers, N-24	14	W	63	at Brooklyn Dodgers, N-21	40
W	14	Chicago Rockets, N-30	0	L	28	Cleveland Browns, N-28	31
W	48	Los Angeles Dons, D-8	7	W	38	at Los Angeles Dons, D-5	21
307			189	495			248

1947 (8-4-2)				1949 (9-3/10-4)			
<i>Lawrence T. Shaw, Coach</i>				<i>Lawrence T. Shaw, Coach</i>			
W	23	Brooklyn Dodgers, A-31	7	W	31	Baltimore Colts, A-28	17
W	17	Los Angeles Dons, S-7	14	W	42	Chicago Hornets, S-4	7
W	14	Baltimore Colts, S-14	7	W	42	Los Angeles Dons, S-18	14
L	16	New York Yanks, S-21	21	L	17	at Buffalo Bills, S-25	28
W	41	at Buffalo Bills, S-28	24	W	42	at Chicago Hornets, S-30	24
T	28	at Baltimore Colts, O-5	28	W	56	Cleveland Browns, O-9	28
W	42	Chicago Rockets, O-12	28	W	51	Buffalo Bills, O-16	7
L	7	Cleveland Browns, O-26	14	L	3	at New York Yanks, O-23	24
W	26	at Los Angeles Dons, N-2	16	L	28	at Cleveland Browns, O-30	30
L	16	at New York Yanks, N-9	24	W	28	at Baltimore Colts, N-6	10
L	14	at Cleveland Browns, N-16	37	W	41	at Los Angeles Dons, 11-13	24
W	41	at Chicago Rockets, N-21	16	W	35	New York Yanks, N-27	14
W	21	at Brooklyn Dodgers, N-27	7	416			227
T	21	Buffalo Bills, D-7	21				
327			264				

AAFC PLAYOFF - DEC. 4			
(at San Francisco - Kezar)			
W	17	New York Yanks	7
AAFC CHAMPIONSHIP GAME - DEC. 11			
(at Cleveland)			
L	7	at Cleveland Browns	21

49ERS YEARLY RESULTS AND STATISTICS

NATIONAL FOOTBALL LEAGUE (1950-PRESENT)

1950 (3-9)			
Lawrence T. Shaw, Coach			
L	17	New York Yanks (29,600), S-17	21
L	20	Chicago Bears (35,558), S-24	32
L	14	Los Angeles Rams (27,262), O-1	35
L	7	at Detroit (17,337), O-8	24
L	24	at New York Yanks (5,740), O-12	29
W	28	Detroit (27,350), O-22	27
W	17	Baltimore (14,800), O-29	14
L	21	at Los Angeles Rams (15,952), N-5	28
L	14	at Cleveland (28,786), N-12	34
L	0	at Chicago Bears (35,105), N-19	17
L	21	at Green Bay (13,186), N-26	25
W	30	Green Bay (19,204), D-10	14
213			300

TEAM STATISTICS		49ers	Opp
TOTAL FIRST DOWNS		201	204
By Rushing		107	111
By Passing		83	81
By Penalties		11	12
TOTAL YARDS GAINED		3,830	3,951
By Rushing		1,955	1,662
By Passing		1,875	2,289
TOTAL PLAYS FROM SCRIMMAGE		906	903
Rushes		460	443
Average Gain Per Rush		4.25	3.75
FORWARD PASSES ATTEMPTED		326	347
Number Completed		164	164
Per Cent Completed		50.3	47.3
Yards Lost Passing		325	248
Passes Had Intercepted		25	22
Yards Gained Per Pass		5.8	6.6
Yards Gained Per Completion		11.4	14.0
PUNTS		63	62
Total Yardage of Punts		2,440	2,443
Average Length		38.7	39.4
Net avg. per punt		32.0	32.2
KICKOFF RETURNS		45	61
Total Yards Returned		800	1014
Average Length of Return		20.0	24.7
PENALTIES		93	71
Yards Penalized		851	599
Net Loss/Gain		-252	252
FUMBLES		35	39
Own Fumbles Recovered		14	18
Opponents' Fumbles Recovered		21	21
FIELD GOALS		4	7
Field Goals Attempted		8	14
TOTAL POINTS SCORED		213	300
Touchdowns Scored		29	40
Touchdowns Rushing		14	17
Touchdowns Passing		14	16
Touchdown Returns		1	7
Extra Points		27	35
Safeties		0	2
SCORING	TDs Ru Pa Int Fu KO Pu PAT FG S Pts		
<i>Soltau, Gordy</i>	1 0 1 0 0 0 0 0 0/0	4/7	0 44
Perry, Joe	6 5 1 0 0 0 0 0/0	0/0	0 36
Cason, Jim	4 1 3 0 0 0 0 0/0	0/0	0 24
Albert, Frank	3 3 0 0 0 0 0 0/0	0/0	0 18
Beals, Alyn	3 0 3 0 0 0 0 0/0	0/0	0 18
Strzykalski, John	3 2 1 0 0 0 0 0/0	0/0	0 18
<i>Sitko, Emil</i>	3 1 2 0 0 0 0 0/0	0/0	0 18
Gehrke, Fred	2 1 1 0 0 0 0 0/0	0/0	0 12
Banducci, Bruno	1 0 1 0 0 0 0 0/0	0/0	0 6
Livingston, Howie	1 0 0 1 0 0 0 0/0	0/0	0 6
Salata, Paul	1 0 1 0 0 0 0 0/0	0/0	0 6
Standlee, Norm	1 1 0 0 0 0 0 0/0	0/0	0 6
<i>Nix, Jack</i>	0 0 0 0 0 0 0 1/1	0/0	0 1
49ERS	29 14 14 1 0 0 0 27/29	4/7	0 213
OPPONENTS	40 17 16 3 3 1 0 35/39	7/14	2 300

Rookie Names in Italics

RUSHING	Att	Yds	Avg	LG	TD			
Perry, Joe	124	647	5.2	78t	5			
Strzykalski, John	136	612	4.5	38	2			
Albert, Frank	53	272	5.1	42	3			
Cason, Jim	38	129	3.4	24t	1			
<i>Sitko, Emil</i>	23	105	4.6	15	1			
Cathcart, Sam	33	76	2.3	17	0			
Gehrke, Fred	22	69	3.1	12	1			
Standlee, Norm	12	23	1.9	8	1			
Wagner, Lowell	2	5	2.5	3	0			
Cathcart, Royal	3	5	1.7	3	0			
<i>Powers, Jim</i>	3	4	1.3	3	0			
Lillywhite, Verl	7	4	0.6	5	0			
Garlin, Don	3	3	1.0	2	0			
Shoener, Hal	1	1	1.0	1	0			
49ERS	460	1,955	4.3	78t	14			
OPPONENTS	443	1,662	3.8	57t	17			
RECEIVING	No	Yds	Avg	LG	TD			
Loyd, Alex	32	402	12.6	38	0			
Cason, Jim	30	374	12.5	43	3			
Strzykalski, John	24	187	7.8	28	1			
Beals, Alyn	22	315	14.3	38	3			
<i>Soltau, Gordy</i>	14	170	12.1	28	1			
Perry, Joe	13	69	5.3	16	1			
<i>Nix, Jack</i>	9	114	12.7	50	0			
Cathcart, Sam	7	99	14.1	24	0			
Salata, Paul	5	46	9.2	17	1			
<i>Sitko, Emil</i>	3	43	14.3	28t	2			
Gehrke, Fred	3	29	9.7	13	1			
Bruce, Gail	1	10	10.0	10	0			
Lillywhite, Verl	1	6	6.0	6	0			
Banducci, Bruno	Lat	11	11t	1	1			
49ERS	164	1,875	11.4	50	14			
OPPONENTS	164	2,289	14.0	72t	16			
INTERCEPTIONS	No	Yds	Avg	LG	TD			
<i>Powers, Jim</i>	5	42	8.4	26	0			
Livingston, Howie	4	99	24.8	35t	1			
Wagner, Lowell	4	12	3.0	8	0			
Cathcart, Sam	3	58	19.3	19	0			
Grgich, Visco	1	37	37.0	37	0			
Cason, Jim	1	22	22.0	22	0			
Shoener, Hal	1	14	14.0	14	0			
Lillywhite, Verl	1	11	11.0	11	0			
Wismann, Pete	1	5	5.0	5	0			
Bruce, Gail	1	4	4.0	4	0			
49ERS	22	304	13.8	37	1			
OPPONENTS	25	429	17.2	50	3			
KICKOFF RETURNS	No	Yds	Avg	LG	TD			
Cathcart, Sam	13	311	23.9	62	0			
Perry, Joe	12	223	18.6	27	0			
Shoener, Hal	4	53	13.3	17	0			
Gehrke, Fred	2	57	28.5	32	0			
Cason, Jim	2	48	24.0	25	0			
Lillywhite, Verl	2	36	18.0	21	0			
Garlin, Don	1	24	24.0	24	0			
Sandifer, Dan	1	19	19.0	19	0			
Standlee, Norm	1	17	17.0	17	0			
<i>Matthews, Clay</i>	1	10	10.0	10	0			
Evans, Ray	1	2	2.0	2	0			
49ERS	40	800	20.0	62	0			
OPPONENTS	41	1,014	24.7	37	1			
PUNT RETURNS	No	Yds	Avg	LG	TD			
Cason, Jim	11	173	15.7	33	0			
Cathcart, Sam	16	185	11.6	29	0			
Gehrke, Fred	5	44	8.8	19	0			
Wagner, Lowell	1	4	4.0	4	0			
49ERS	33	406	12.3	33	0			
OPPONENTS	37	413	11.2	27	0			
PUNTING	No	Yds	Avg	LG	Bik			
Lillywhite, Verl	26	1,016	39.1	57	0			
Albert, Frank	37	1,424	38.5	64	1			
49ERS	63	2,440	38.7	64	1			
OPPONENTS	62	2,443	39.4	57	0			
PASSING	Att	Comp	Pct	Yds	LG	TD	Int	QB
Albert, Frank	306	155	50.7	1,767	43	14	23	52.3
<i>Powers, Jim</i>	20	9	45.0	108	50	0	2	22.5
49ERS	326	164	50.3	1,875	50	14	25	50.3
OPPONENTS	347	164	47.3	2,289	72t	16	22	57.9

1951 (7-4-1)			
Lawrence T. Shaw, Coach			
W	24	Cleveland (48,263), S-30	10
L	14	at Philadelphia (23,827), O-6	21
W	28	at Pittsburgh (27,124), O-14	24
L	7	at Chicago Bears (42,296), O-21	13
W	44	Los Angeles Rams (49,538), O-28	17
L	16	at Los Angeles Rams (54,346), N-4	23
W	19	New York Yanks (25,538), N-11	14
L	21	Chicago Cards (19,658), N-18	27
T	10	at New York Yanks (10,184), N-25	10
W	20	at Detroit (46,467), D-2	10
W	31	Green Bay (15,121), D-9	19
W	21	Detroit (27,276), D-16	17
255		205	

TEAM STATISTICS		49ers	Opp
TOTAL FIRST DOWNS		237	188
By Rushing		134	91
By Passing		92	84
By Penalties		11	13
TOTAL YARDS GAINED		4,321	3,862
By Rushing		2,366	1,549
By Passing		1,955	2,313
TOTAL PLAYS FROM SCRIMMAGE		915	900
Rushes		523	417
Average Gain Per Rush		4.5	3.7
FORWARD PASSES ATTEMPTED		281	353
Number Completed		154	158
Per Cent Completed		54.8	44.8
Yards Lost Passing		308	212
Passes Had Intercepted		9	33
Yards Gained Per Pass		7.0	6.5
Yards Gained Per Completion		12.7	14.6
PUNTS		54	70
Total Yardage of Punts		2,354	2,826
Average Length		43.6	40.4
Net avg. per punt		39.4	33.4
KICKOFF RETURNS		53	49
Total Yards Returned		820	957
Average Length of Return		21.6	21.8
PENALTIES		75	68
Yards Penalized		694	526
Net Loss/Gain		-168	168
FUMBLES		26	22
Own Fumbles Recovered		6	13
Opponents' Fumbles Recovered		9	20
FIELD GOALS		6	13
Field Goals Attempted		18	24
TOTAL POINTS SCORED		255	205
Touchdowns Scored		34	24
Touchdowns Rushing		19	9
Touchdowns Passing		14	15
Touchdown Returns		1	0
Extra Points		31	22
Safeties		1	0

SCORING	TDs	Ru	Pa	Int	Fu	KO	Pu	PAT	FG	S	Pts
SoItau, Gordy	7	0	7	0	0	0	0	30/32	6/18	0	90
Arenas, Joe	4	3	1	0	0	0	0	0/0	0/0	0	24
Perry, Joe	4	3	1	0	0	0	0	0/0	0/0	0	24
Albert, Frank	3	3	0	0	0	0	0	0/0	0/0	0	18
Strzykalski, John	3	3	0	0	0	0	0	0/0	0/0	0	18
Wilson, Billy	3	0	3	0	0	0	0	0/0	0/0	0	18
Lillywhite, Verl	2	1	1	0	0	0	0	0/0	0/0	0	12
Monachino, Jim	2	2	0	0	0	0	0	0/0	0/0	0	12
Schabarum, Pete	2	2	0	0	0	0	0	0/0	0/0	0	12
Cason, Jim	1	0	0	1	0	0	0	0/0	0/0	0	6
Jessup, Bill	1	0	1	0	0	0	0	0/0	0/0	0	6
Nomellini, Leo	1	0	0	0	0	0	1	0/0	0/0	0	6
Tittle, Y.A.	1	1	0	0	0	0	0	0/0	0/0	0	6
Tanner, Hampton	0	0	0	0	0	0	0	0/0	0/0	1	2
Bruce, Gail	0	0	0	0	0	0	0	1/1	0/0	0	1
49ERS	34	18	14	1	0	0	1	31/33	6/18	1	255
OPPONENTS	24	9	15	0	0	0	0	22/24	13/24	0	205

Rookie Names in Italics

RUSHING	Att	Yds	Avg	LG	TD
Perry, Joe	136	677	5.0	58t	3
Lillywhite, Verl	67	397	5.9	60t	1
Schabarum, Pete	76	311	4.1	67	2
Strzykalski, John	81	296	3.7	13	3
Arenas, Joe	34	183	5.4	15	3
Strickland, Bishop	34	165	4.9	15	0
Albert, Frank	35	146	4.2	34	3
Monachino, Jim	21	74	3.5	7	2
Standlee, Norm	16	65	4.1	13	0
White, Bob	8	33	4.1	9	0
Tittle, Y.A.	13	18	1.4	5	1
Cason, Jim	1	5	5.0	5	0
SoItau, Gordy	1	-4	-4.0	-4	0
49ERS	523	2,366	4.5	67	18
OPPONENTS	417	1,549	3.7	61	9

RECEIVING	No	Yds	Avg	LG	TD
SoItau, Gordy	59	826	14.0	48t	7
Wilson, Billy	18	268	14.9	38	3
Perry, Joe	18	167	9.3	35	1
Beals, Alyn	12	126	10.5	22	0
Strzykalski, John	12	105	8.8	13	0
Lillywhite, Verl	11	125	11.4	29	1
Schabarum, Pete	10	162	16.2	47	0
Jessup, Bill	7	99	14.1	31	1
White, Bob	3	36	12.0	22	0
Arenas, Joe	1	12	12.0	12t	1
Berry, Rex	1	12	12.0	12	0
Cason, Jim	1	8	8.0	8	0
Monachino, Jim	1	6	6.0	6	0
Johnson, Bill	0	3	0.0	3	0
49ERS	154	1,955	12.7	48t	14
OPPONENTS	158	2,313	14.6	81t	15

INTERCEPTIONS	No	Yds	Avg	LG	TD
Wagner, Lowell	9	115	12.8	40	0
Cason, Jim	8	147	18.4	65t	1
Berry, Rex	4	77	19.3	38	0
Powers, Jim	4	73	18.3	28	0
Lillywhite, Verl	3	47	15.7	24	0
Wismann, Pete	2	12	6.0	10	0
Carapella, Al	1	11	11.0	11	0
White, Bob	1	11	11.0	11	0
Brown, Hardy	1	5	5.0	5	0
49ERS	33	498	15.1	65t	1
OPPONENTS	19	223	11.7	62	0

KICKOFF RETURNS	No	Yds	Avg	LG	TD
Arenas, Joe	21	542	25.8	49	0
Cason, Jim	10	196	19.6	41	0
Nomellini, Leo	2	27	13.5	16	0
Perry, Joe	1	32	32.0	32	0
Strickland, Bishop	1	14	14.0	14	0
Collins, Ray	1	6	6.0	6	0
Banducci, Bruno	1	3	3.0	3	0
Wilson, Billy	1	0	0.0	0	0
49ERS	38	820	21.6	49	0
OPPONENTS	44	957	21.8	63	0

PUNT RETURNS	No	Yds	Avg	LG	TD
Arenas, Joe	21	272	13.0	51	0
Cason, Jim	13	115	8.9	20	0
Nomellini, Leo	1	20	20.0	20t	1
49ERS	35	407	11.6	51	1
OPPONENTS	21	140	6.7	58	0

PUNTING	No	Yds	Avg	LG	BIK
Albert, Frank	34	1,506	44.3	66	0
Lillywhite, Verl	20	848	42.4	75	0
49ERS	54	2,354	43.6	75	0
OPPONENTS	70	2,826	40.4	67	1

PASSING	Att	Comp	Pct	Yds	LG	TD	Int	QB
Tittle, Y.A.	114	63	55.3	808	48t	8	9	68.2
Albert, Frank	166	90	54.2	1,116	47	5	10	60.2
Perry, Joe	1	1	100.0	31	31t	1	0	158.3
49ERS	281	154	54.8	1,955	48t	14	19	65.2
OPPONENTS	353	158	44.8	2,313	81t	15	33	41.9

1952 (7-5)

Lawrence T. Shaw, Coach

Table with 3 columns: Date, Opponent (Score), and Result. Rows include games against Detroit, Dallas Texans, Chicago Bears, Los Angeles Rams, and Green Bay.

TEAM STATISTICS

Table with 3 columns: Statistic, 49ers, Opp. Rows include Total First Downs, Total Yards Gained, Total Plays from Scrimmage, etc.

SCORING

Table with 13 columns: Player, TDs, Ru, Pa, Int, Fu, KO, Pu, PAT, FG, S, Pts. Rows include Soltau, McElhenny, Perry, White, Wilson, etc.

Rookie Names in Italics

RUSHING

Table with 6 columns: Player, Att, Yds, Avg, LG, TD. Rows include Perry, Joe; McElhenny, Hugh; Arenas, Joe; etc.

RECEIVING

Table with 6 columns: Player, No, Yds, Avg, LG, TD. Rows include Soltau, Gordy; McElhenny, Hugh; Boone, J.R.; etc.

INTERCEPTIONS

Table with 6 columns: Player, No, Yds, Avg, LG, TD. Rows include Wagner, Lowell; Cathcart, Sam; Powers, Jim; etc.

KICKOFF RETURNS

Table with 6 columns: Player, No, Yds, Avg, LG, TD. Rows include Arenas, Joe; McElhenny, Hugh; Brown, Hardy; etc.

PUNT RETURNS

Table with 6 columns: Player, No, Yds, Avg, LG, TD. Rows include McElhenny, Hugh; Boone, J.R.; Arenas, Joe; etc.

PUNTING

Table with 6 columns: Player, No, Yds, Avg, LG, Bik. Rows include Albert, Frank; 49ERS; OPPONENTS.

PASSING

Table with 8 columns: Player, Att, Comp, Pct, Yds, LG, TD, QB. Rows include Albert, Frank; Tittle, Y.A.; Arenas, Joe; etc.

1953 (9-3)			
Lawrence T. Shaw, Coach			
W	31	Philadelphia (25,000), S-27	21
W	31	Los Angeles Rams (41,446), O-4	30
L	21	at Detroit (56,080), O-11	24
W	35	at Chicago Bears (36,909), O-18	28
L	10	Detroit (52,300), O-25	14
W	24	Chicago Bears (26,308), N-1	14
W	31	at Los Angeles Rams (85,856), N-8	27
L	21	at Cleveland (80,698), N-15	23
W	37	at G.B. in Milwaukee (16,378), N-22	7
W	38	at Baltimore (26,005), N-29	21
W	48	Green Bay (31,337), D-6	14
W	45	Baltimore (23,932), D-13	14
372			237

TEAM STATISTICS	49ers	Opp
TOTAL FIRST DOWNS	243	206
By Rushing	128	99
By Passing	99	95
By Penalties	16	12
TOTAL YARDS GAINED	4,398	3,425
By Rushing	2,230	1,548
By Passing	2,168	1,877
TOTAL PLAYS FROM SCRIMMAGE	825	830
Rushes	443	398
Average Gain Per Rush	5.0	3.9
FORWARD PASSES ATTEMPTED	322	356
Number Completed	174	173
Per Cent Completed	54.0	48.6
Yards Lost Passing	239	223
Passes Had Intercepted	19	23
Yards Gained Per Pass	6.7	5.3
Yards Gained Per Completion	12.5	10.8
PUNTS	42	60
Total Yardage of Punts	1,706	2,457
Average Length	40.6	41.0
Net avg. per punt	37.5	35.8
KICKOFF RETURNS	49	69
Number Returned	43	59
Total Yards Returned	1,105	1,264
Average Length of Return	25.7	21.4
PENALTIES	90	71
Yards Penalized	772	615
Net Loss/Gain	-157	157
FUMBLES	28	33
Own Fumbles Recovered	9	16
Opponents' Fumbles Recovered	17	19
FIELD GOALS	10	9
Field Goals Attempted	13	16
TOTAL POINTS SCORED	372	237
Touchdowns Scored	49	30
Touchdowns Rushing	26	12
Touchdowns Passing	22	17
Touchdown Returns	1	1
Extra Points	48	30
Field Goals	10	9
Safeties	0	0

SCORING	TDs	Ru	Pa	Int	Fu	KO	Pu	PAT	FG	S	Pts
Soltau, Gordy	6	0	6	0	0	0	0	48/49	10/15	0	114
Perry, Joe	13	10	3	0	0	0	0	0/0	0/3	0	78
Wilson, Billy	10	0	10	0	0	0	0	0/0	0/0	0	60
Arenas, Joe	7	6	1	0	0	0	0	0/0	0/0	0	42
Tittle, Y.A.	6	6	0	0	0	0	0	0/0	0/0	0	36
McElhenny, Hugh	5	3	2	0	0	0	0	0/0	0/0	0	30
Berry, Rex	1	0	0	1	0	0	0	0/0	0/0	0	6
Mixon, Billy	1	1	0	0	0	0	0	0/0	0/0	0	6
49ERS	49	26	22	1	0	0	0	48/49	10/18	0	372
OPPONENTS	30	12	17	0	1	0	0	30/30	9/16	0	237

Rookie Names in Italics

RUSHING	Att	Yds	Avg	LG	TD
Perry, Joe	192	1,018	5.3	51t	10
McElhenny, Hugh	112	503	4.5	33	3
Arenas, Joe	72	380	5.3	60t	6
Mixon, Billy	25	176	7.0	33	1
Schabarum, Pete	18	104	5.8	23	0
Tittle, Y.A.	14	41	2.9	14	6
Monachino, Jim	4	10	2.5	5	0
Wagner, Lowell	1	4	4.0	4	0
Ledyard, Hal	1	3	3.0	3	0
Bahnsen, Ken	1	1	1.0	1	0
Powers, Jim	3	-10	-3.3	0	0
49ERS	443	2,230	5.0	60t	26
OPPONENTS	398	1,548	3.9	48	12

RECEIVING	No	Yds	Avg	LG	TD
Wilson, Billy	51	840	16.5	61t	10
Soltau, Gordy	43	620	14.4	54t	6
McElhenny, Hugh	30	474	15.8	71	2
Perry, Joe	19	191	10.1	60t	3
Arenas, Joe	10	113	11.3	38	1
Schabarum, Pete	10	96	9.6	31	0
Babcock, Harry	7	59	8.4	13	0
Monachino, Jim	2	9	4.5	9	0
Mixon, Billy	1	7	7.0	7	0
Hogland, Doug	1	-2	-2.0	-2	0
49ERS	174	2,407	13.8	71	22
OPPONENTS	173	2,100	12.1	66t	17

INTERCEPTIONS	No	Yds	Avg	LG	TD
Berry, Rex	7	142	20.3	29	1
Wagner, Lowell	6	135	22.5	32	0
Bruney, Fred	5	59	11.8	23	0
Arenas, Joe	2	29	14.5	17	0
Morton, John	2	16	8.0	9	0
Brown, Hardy	1	7	7.0	7	0
49ERS	23	388	16.9	32	1
OPPONENTS	19	204	10.7	30	0

KICKOFF RETURNS	No	Yds	Avg	LG	TD
Arenas, Joe	16	551	34.4	82	0
McElhenny, Hugh	15	368	24.5	55	0
Schabarum, Pete	2	50	25.0	27	0
Bruney, Fred	2	46	23.0	25	0
Perry, Joe	2	21	10.5	11	0
Babcock, Harry	2	3	1.5	3	0
Berry, Rex	1	37	37.0	37	0
Bahnsen, Ken	1	21	21.0	21	0
Nomellini, Leo	1	5	5.0	5	0
Brown, Hardy	1	3	3.0	3	0
49ERS	43	1,105	25.7	82	0
OPPONENTS	59	1,264	21.4	78	0

PUNT RETURNS	No	Yds	Avg	LG	TD
McElhenny, Hugh	15	104	6.9	25	0
Arenas, Joe	8	93	11.6	50	0
Berry, Rex	7	42	6.0	17	0
Schabarum, Pete	2	0	0.0	0	0
Bruney, Fred	1	11	11.0	11	0
49ERS	33	250	7.6	50	0
OPPONENTS	27	109	4.0	13	0

PUNTING	No	Yds	Avg	LG	Bk
Powers, Jim	42	1,706	40.6	55	1
49ERS	42	1,706	40.6	55	1
OPPONENTS	60	2,457	41.0	61	0

PASSING	Att	Comp	Pct	Yds	LG	TD	Int	QB
Tittle, Y.A.	259	149	57.5	2,121	71t	20	16	84.2
Powers, Jim	49	22	44.9	259	28	1	2	51.3
McElhenny, Hugh	3	2	66.7	13	11t	1	0	115.3
Perry, Joe	1	1	100.0	14	14	0	0	118.8
Arenas, Joe	1	0	0.0	0	0	0	0	39.6
Ledyard, Hal	9	0	0.0	0	0	0	0	39.6
49ERS	322	174	54.0	2,407	71t	22	18	77.8
OPPONENTS	356	173	48.6	1,877	66t	17	23	53.6

1954 (7-4-1)
Lawrence T. Shaw, Coach

W	41	Washington (32,085), S-26	7
T	24	at Los Angeles Rams (79,208), O-3	24
W	23	at G.B. in Milwaukee (15,571), O-10	17
W	27	at Chicago Bears (42,935), O-17	24
W	37	Detroit (58,891), O-24	31
L	27	Chicago Bears (49,833), O-31	31
L	34	Los Angeles Rams (58,758), N-7	42
L	7	at Detroit (58,431), N-14	48
W	31	at Pittsburgh (37,001), N-20	3
L	13	at Baltimore (23,875), N-28	17
W	35	Green Bay (32,012), D-5	0
W	10	Baltimore (25,456), D-11	7
313			251

TEAM STATISTICS		49ers	Opp
TOTAL FIRST DOWNS		252	207
By Rushing		125	74
By Passing		109	122
By Penalties		18	11
TOTAL YARDS GAINED		4,704	4,020
By Rushing		2,498	1,371
By Passing		2,206	2,649
TOTAL PLAYS FROM SCRIMMAGE		863	800
Rushes		442	348
Average Gain Per Rush		5.7	3.9
FORWARD PASSES ATTEMPTED		340	374
Number Completed		187	193
Per Cent Completed		55.0	51.6
Yards Lost Passing		238	366
Passes Had Intercepted		12	19
Yards Gained Per Pass		6.5	7.1
Yards Gained Per Completion		11.8	13.7
PUNTS		60	59
Total Yardage of Punts		2,221	2,420
Average Length		37.0	41.0
Net avg. per punt		32.2	34.8
KICKOFF RETURNS		51	64
Number Returned		39	57
Total Yards Returned		930	1,145
Average Length of Return		23.8	20.1
PENALTIES		73	51
Yards Penalized		614	426
Net Loss/Gain		-188	188
FUMBLES		30	29
Own Fumbles Recovered		17	14
Opponents' Fumbles Recovered		18	13
FIELD GOALS		12	9
Field Goals Attempted		21	19
TOTAL POINTS SCORED		313	251
Touchdowns Scored		40	32
Touchdowns Rushing		28	8
Touchdowns Passing		10	24
Touchdown Returns		2	0
Extra Points		37	32
Field Goals		12	9
Safeties		0	0

SCORING		TDs	Ru	Pa	Int	Fu	KO	Pu	PAT	FG	S	Pts
Soltau, Gordy		2	0	2	0	0	0	0	31/33	11/18	0	76
Perry, Joe		8	8	0	0	0	0	0	6/7	1/3	0	57
<i>Johnson, John Henry</i>		9	9	0	0	0	0	0	0/0	0/0	0	54
McElhenny, Hugh		6	6	0	0	0	0	0	0/0	0/0	0	36
Wilson, Billy		5	0	5	0	0	0	0	0/0	0/0	0	30
Tittle, Y.A.		4	4	0	0	0	0	0	0/0	0/0	0	24
Jessup, Bill		3	0	3	0	0	0	0	0/0	0/0	0	18
Berry, Rex		1	0	0	1	0	0	0	0/0	0/0	0	6
Brown, Hardy		1	0	0	1	0	0	0	0/0	0/0	0	6
Schabarum, Pete		1	1	0	0	0	0	0	0/0	0/0	0	6
49ERS		40	28	10	2	0	0	0	37/40	12/21	0	313
OPPONENTS		32	8	24	0	0	0	0	32/32	9/19	0	251

Rookie Names in Italics

RUSHING		Att	Yds	Avg	LG	TD			
Perry, Joe		173	1,049	6.1	58	8			
<i>Johnson, John Henry</i>		129	681	5.3	38t	9			
McElhenny, Hugh		64	515	8.1	60t	6			
Schabarum, Pete		21	79	3.8	16	1			
Arenas, Joe		11	77	7.0	26	0			
Tittle, Y.A.		28	68	2.4	10	4			
Mixon, Billy		7	19	2.7	7	0			
<i>Cassara, Frank</i>		3	17	5.7	10	0			
Galiffa, Arnie		1	2	2.0	2	0			
<i>Tidwell, Billy</i>		1	1	1.0	1	0			
Cason, Jim		2	1	0.5	3	0			
Jessup, Bill		1	-5	-5.0	-5	0			
Brown, Pete		1	-6	-6.0	-6	0			
49ERS		442	2,498	5.7	60t	28			
OPPONENTS		348	1,371	3.9	43t	8			
RECEIVING		No	Yds	Avg	LG	TD			
Wilson, Billy		60	830	13.8	43	5			
Jessup, Bill		30	565	18.8	68t	3			
<i>Johnson, John Henry</i>		28	183	6.5	34	0			
Perry, Joe		26	203	7.8	70	0			
Soltau, Gordy		22	316	14.4	42	2			
McElhenny, Hugh		8	162	20.3	53	0			
Babcock, Harry		6	91	15.2	33	0			
Schabarum, Pete		4	70	17.5	42	0			
Arenas, Joe		2	12	6.0	12	0			
<i>Cassara, Frank</i>		1	12	12.0	12	0			
49ERS		187	2,444	13.1	70	10			
OPPONENTS		193	3,015	15.6	78t	24			
INTERCEPTIONS		No	Yds	Avg	LG	TD			
Berry, Rex		3	69	23.0	34t	1			
Brown, Hardy		3	42	14.0	41t	1			
Williams, John		3	28	9.3	15	0			
Arenas, Joe		3	26	8.7	26	0			
Carapella, Al		2	40	20.0	27	0			
Mixon, Billy		2	6	3.0	3	0			
Brown, Pete		1	47	47.0	47	0			
Toneff, Bob		1	15	15.0	15	0			
Schabarum, Pete		1	9	9.0	9	0			
49ERS		19	282	14.8	47	2			
OPPONENTS		12	167	13.9	33	0			
KICKOFF RETURNS		No	Yds	Avg	LG	TD			
Arenas, Joe		16	362	22.6	41	0			
<i>Tidwell, Billy</i>		10	287	28.7	65	0			
McElhenny, Hugh		8	210	26.3	51	0			
<i>Johnson, John Henry</i>		2	25	12.5	19	0			
Schabarum, Pete		1	34	34.0	34	0			
Toneff, Bob		1	10	10.0	10	0			
Hogland, Doug		1	2	2.0	2	0			
49ERS		39	930	23.9	65	0			
OPPONENTS		57	1,145	20.1	43	0			
PUNT RETURNS		No	Yds	Avg	LG	TD			
Arenas, Joe		23	117	5.1	23	0			
McElhenny, Hugh		8	78	9.8	32	0			
<i>Tidwell, Billy</i>		3	0	0.0	17	0			
Schabarum, Pete		2	10	5.0	10	0			
49ERS		36	205	5.7	32	0			
OPPONENTS		40	269	6.7	47	0			
PUNTING		No	Yds	Avg	LG	Bik			
Brown, Pete		49	1,837	37.5	51	0			
Brown, Hardy		10	384	38.4	58	0			
Berry, Rex		1	0	0.0	0	0			
49ERS		60	2,221	37.0	58	0			
OPPONENTS		59	2,420	41.0	60	0			
PASSING		Att	Comp	Pct	Yds	LG	TD	Int	QB
Tittle, Y.A.		295	170	57.6	2,205	70	9	9	78.7
Cason, Jim		13	7	53.9	40	25	0	1	27.7
<i>Duncan, Maury</i>		14	4	28.6	82	29	0	2	11.9
Galiffa, Arnie		12	3	25.0	54	25	0	0	45.8
<i>Johnson, John Henry</i>		2	1	50.0	10	10t	1	0	104.2
Brown, Pete		1	1	100.0	19	19	0	0	118.8
Perry, Joe		1	1	100.0	34	34	0	0	118.8
Schabarum, Pete		1	0	0.0	0	0	0	0	39.6
<i>Tidwell, Billy</i>		1	0	0.0	0	0	0	0	39.6
49ERS		340	187	55.0	2,444	70	10	12	73.0
OPPONENTS		374	193	51.6	2,649	78t	24	19	74.8

1955 (4-8)

Norman P. Strader, Coach

Table with 4 columns: Game, Opponent, Score, Result. Includes games against Los Angeles Rams, Cleveland, Chicago Bears, and Baltimore.

TEAM STATISTICS

Table with 3 columns: Statistic, 49ers, Opp. Includes categories like Total First Downs, Total Yards Gained, Total Plays from Scrimmage, etc.

SCORING

Table with 13 columns: Player, TDs, Ru, Pa, Int, Fu, KO, Pu, PAT, FG, S, Pts. Lists scoring stats for players like Soltau, Wilson, McElhenny, etc.

Rookie Names in Italics

RUSHING table with columns: Player, Att, Yds, Avg, LG, TD. Lists players like Perry, Joe; McElhenny, Hugh; Moegle, Dicky, etc.

OPPONENTS RUSHING summary table with columns: 49ERS, OPPONENTS, Att, Yds, Avg, LG, TD.

RECEIVING table with columns: Player, No, Yds, Avg, LG, TD. Lists players like Wilson, Billy; Soltau, Gordy; Perry, Joe, etc.

OPPONENTS RECEIVING summary table with columns: 49ERS, OPPONENTS, No, Yds, Avg, LG, TD.

INTERCEPTIONS table with columns: Player, No, Yds, Avg, LG, TD. Lists players like Moegle, Dicky; Berry, Rex; Brown, Hardy, etc.

OPPONENTS INTERCEPTIONS summary table with columns: 49ERS, OPPONENTS, No, Yds, Avg, LG, TD.

KICKOFF RETURNS table with columns: Player, No, Yds, Avg, LG, TD. Lists players like Arenas, Joe; Moegle, Dicky; McElhenny, Hugh, etc.

OPPONENTS KICKOFF RETURNS summary table with columns: 49ERS, OPPONENTS, No, Yds, Avg, LG, TD.

PUNT RETURNS table with columns: Player, No, Yds, Avg, LG, TD. Lists players like Arenas, Joe; Moegle, Dicky; McElhenny, Hugh, etc.

OPPONENTS PUNT RETURNS summary table with columns: 49ERS, OPPONENTS, No, Yds, Avg, LG, TD.

PASSING table with columns: Player, Att, Comp, Pct, Yds, LG, TD, Int, QB. Lists players like Tittle, Y.A.; Duncay, Maury; Arenas, Joe, etc.

1956 (5-6-1)			
Frank C. Albert, Coach			
L	21	New York Giants (41,751), S-30	38
W	33	Los Angeles Rams (56,489), O-7	30
L	7	at Chicago Bears (47,526), O-14	31
L	17	at Detroit (55,662), O-21	20
L	21	Chicago Bears (52,612), O-28	38
L	13	Detroit (46,708), N-4	17
L	6	at Los Angeles Rams (69,828), N-11	30
W	17	at Green Bay (17,986), N-18	16
T	10	at Philadelphia (19,326), N-25	10
W	20	at Baltimore (37,227), D-2	17
W	38	Green Bay (32,433), D-8	20
W	30	Baltimore (43,791), D-16	17
233			284

TEAM STATISTICS	49ers	Opp
TOTAL FIRST DOWNS	221	236
By Rushing	101	124
By Passing	107	103
By Penalties	13	9
TOTAL YARDS GAINED	3,813	4,162
By Rushing	1,836	2,192
By Passing	1,977	1,970
TOTAL PLAYS FROM SCRIMMAGE	795	827
Rushes	419	481
Average Gain Per Rush	4.4	4.6
FORWARD PASSES ATTEMPTED	297	279
Number Completed	162	147
Per Cent Completed	54.6	52.7
Yards Lost Passing	285	145
Passes Had Intercepted	19	17
Yards Gained Per Pass	6.7	7.1
Yards Gained Per Completion	12.2	13.4
PUNTS	59	42
Total Yardage of Punts	2,268	1,709
Average Length	38.4	40.7
Net avg. per punt	36.0	36.4
KICKOFF RETURNS	62	51
Number Returned	51	42
Total Yards Returned	1,257	988
Average Length of Return	24.7	23.5
PENALTIES	57	37
Yards Penalized	562	321
FUMBLES	17	27
Own Fumbles Recovered	5	10
Opponents' Fumbles Recovered	17	12
FIELD GOALS	13	14
Field Goals Attempted	20	25
TOTAL POINTS SCORED	233	284
Touchdowns Scored	28	35
Touchdowns Rushing	17	23
Touchdowns Passing	8	12
Touchdowns Returns	3	0
Extra Points	26	32
Field Goals	13	14
Safeties	0	0

SCORING	TDs	Ru	Pa	Int	Fu	KO	Pu	PAT	FG	S	Pts
Softau, Gordy	1	0	1	0	0	0	0	26/28	13/20	0	71
McElhenny, Hugh	8	8	0	0	0	0	0	0/0	0/0	0	48
Wilson, Billy	5	0	5	0	0	0	0	0/0	0/0	0	30
Tittle, Y.A.	4	4	0	0	0	0	0	0/0	0/0	0	24
Arenas, Joe	3	0	1	0	0	1	1	0/0	0/0	0	18
Perry, Joe	3	3	0	0	0	0	0	0/0	0/0	0	18
Johnson, John Henry	2	2	0	0	0	0	0	0/0	0/0	0	12
Conner, Clyde	1	0	1	0	0	0	0	0/0	0/0	0	6
Moegle, Dicky	1	0	0	1	0	0	0	0/0	0/0	0	6
49ERS	28	17	8	1	0	1	1	26/28	13/20	0	233
OPPONENTS	35	23	12	0	0	0	0	32/34	14/25	0	284

Rookie Names in Italics

RUSHING	Att	Yds	Avg	LG	TD
McElhenny, Hugh	185	916	5.0	86t	8
Perry, Joe	115	520	4.5	39	3
Johnson, John Henry	80	301	3.8	54	2
Tittle, Y.A.	24	67	2.8	13	4
Moegle, Dicky	7	18	2.6	12	0
Morrall, Earl	6	10	1.7	8	0
McCormick, Tom	2	4	2.0	2	0
49ERS	419	1,836	4.4	86t	17
OPPONENTS	481	2,192	4.6	59t	18

RECEIVING	No	Yds	Avg	LG	TD
Wilson, Billy	60	889	14.8	77t	5
Conner, Clyde	22	362	16.5	49	1
Softau, Gordy	18	299	16.6	33	1
Perry, Joe	18	104	5.8	20	0
McElhenny, Hugh	16	193	12.1	22	0
Arenas, Joe	14	226	16.1	50	1
Johnson, John Henry	8	90	11.3	28	0
Moegle, Dicky	3	79	26.3	37	0
Jessup, Bill	2	7	3.5	10	0
Smith, Charlie	1	13	13.0	13	0
49ERS	162	2,262	14.0	77t	8
OPPONENTS	147	2,115	14.4	69t	12

INTERCEPTIONS	No	Yds	Avg	LG	TD
Moegle, Dicky	6	75	12.5	31t	1
Berry, Rex	3	20	6.7	20	0
Carr, Paul	2	18	9.0	11	0
Maderos, George	2	2	1.0	2	0
Hazeltine, Matt	1	7	7.0	7	0
Sharkey, Ed	1	4	4.0	4	0
Holladay, Bob	1	0	0.0	0	0
Smith, Ernie	1	0	0.0	0	0
49ERS	17	126	7.4	31t	1
OPPONENTS	19	330	17.4	35	0

KICKOFF RETURNS	No	Yds	Avg	LG	TD
Arenas, Joe	27	801	29.7	96	1
McElhenny, Hugh	13	300	23.1	36	0
Moegle, Dicky	2	39	19.5	22	0
Maderos, George	2	21	10.5	12	0
Johnson, John Henry	1	23	23.0	23	0
Goad, Paul	1	18	18.0	18	0
McCormick, Tom	1	18	18.0	18	0
Smith, Charlie	1	14	14.0	14	0
Carr, Paul	1	11	11.0	11	0
Gonzaga, John	1	6	6.0	6	0
Herchman, Bill	1	6	6.0	6	0
49ERS	51	1,257	24.7	96t	1
OPPONENTS	42	988	23.5	45	0

PUNT RETURNS	No	Yds	Avg	LG	TD
Arenas, Joe	19	117	6.2	67	1
McElhenny, Hugh	15	38	2.5	12	0
Moegle, Dicky	1	5	5.0	5	0
49ERS	35	160	4.6	67	1
OPPONENTS	35	123	3.5	16	0

PUNTING	No	Yds	Avg	LG	Bik
Morrall, Earl	45	1,705	37.9	57	0
Jessup, Bill	14	563	40.2	63	0
49ERS	59	2,268	38.4	63	0
OPPONENTS	42	1,709	40.7	56	0

PASSING	Att	Comp	Pct	Yds	LG	TD	Int	QB
Tittle, Y.A.	218	124	56.9	1,641	77t	7	12	68.6
Morrall, Earl	78	38	48.7	621	37	1	6	48.1
McElhenny, Hugh	1	0	0.0	0	0	0	1	0.0
49ERS	297	162	54.6	2,262	77t	8	19	61.6
OPPONENTS	279	147	52.7	2,329	69t	12	17	69.7

1957 (8-4/8-5)
Frank C. Albert, Coach

L	10	Chicago Cards (35,743), S-29	20
W	23	Los Angeles Rams (59,637), O-6	20
W	21	at Chicago Bears (45,310), O-13	17
W	24	at G.B. in Milwaukee (18,919), O-20	14
W	21	Chicago Bears (56,693), O-27	17
W	35	Detroit (59,702), N-3	31
L	24	at Los Angeles Rams (102,368), N-10	37
L	10	at Detroit (56,915), N-17	31
L	21	at Baltimore (50,073), N-24	27
W	27	at New York Giants (54,121), D-1	17
W	17	Baltimore (59,950), D-8	13
W	27	Green Bay (59,100), D-15	20
287			295

NFC PLAYOFF - DEC. 22
(at San Francisco - Kezar Stadium)

L	27	Detroit (60,118)	31
---	----	------------------	----

TEAM STATISTICS		49ers	Opp
TOTAL FIRST DOWNS		223	239
By Rushing		92	107
By Passing		115	117
By Penalties		16	15
TOTAL YARDS GAINED		3,658	4,248
By Rushing		1,622	1,847
By Passing		2,036	2,401
TOTAL PLAYS FROM SCRIMMAGE		754	837
Rushes		377	434
Average Gain Per Rush		4.6	4.3
FORWARD PASSES ATTEMPTED		305	332
Number Completed		191	182
Per Cent Completed		62.6	54.8
Yards Lost Passing		371	181
Passes Had Intercepted		18	18
Yards Gained Per Pass		6.7	7.2
Yards Gained Per Completion		10.7	13.2
PUNTS		57	47
Total Yardage of Punts		2,550	1,894
Average Length		44.7	40.3
Net avg. per punt		39.7	36.9
KICKOFF RETURNS		56	56
Number Returned		42	45
Total Yards Returned		1,096	928
Average Length of Return		26.1	20.6
PENALTIES		66	55
Yards Penalized		629	502
FUMBLES		22	25
Own Fumbles Recovered		8	9
Opponents' Fumbles Recovered		16	14
FIELD GOALS		9	13
Field Goals Attempted		15	24
TOTAL POINTS SCORED		260	264
Touchdowns Scored		33	32
Touchdowns Rushing		15	18
Touchdowns Passing		17	13
Touchdowns Returns		1	1
Extra Points		33	31
Field Goals		9	13
Safeties		1	1

SCORING	TDs	Ru	Pa	Int	Fu	KO	Pu	PAT	FG	S	Pts
Soltau, Gordy	0	0	0	0	0	0	0	33/33	9/15	0	60
Tittle, Y.A.	6	6	0	0	0	0	0	0/0	0/0	0	36
Wilson, Billy	6	0	6	0	0	0	0	0/0	0/0	0	36
Owens, R.C.	5	0	5	0	0	0	0	0/0	0/0	0	30
Conner, Clyde	4	0	4	0	0	0	0	0/0	0/0	0	24
Babb, Gene	3	3	0	0	0	0	0	0/0	0/0	0	18
McElhenny, Hugh	3	1	2	0	0	0	0	0/0	0/0	0	18
Perry, Joe	3	3	0	0	0	0	0	0/0	0/0	0	18
Arenas, Joe	1	1	0	0	0	0	0	0/0	0/0	0	6
Herchman, Bill	1	0	0	1	0	0	0	0/0	0/0	0	6
Moegle, Dicky	1	1	0	0	0	0	0	0/0	0/0	0	6
Nomellini, Leo	0	0	0	0	0	0	0	0/0	0/0	1	2
49ERS	33	15	17	1	0	0	0	33/33	9/15	1	260
OPPONENTS	32	18	13	1	0	0	0	31/32	13/24	1	264

Rookie Names in Italics

RUSHING	Att	Yds	Avg	LG	TD
McElhenny, Hugh	102	478	4.7	61	1
Perry, Joe	97	454	4.7	34	3
Babb, Gene	102	330	3.2	19	3
Tittle, Y.A.	40	220	5.5	45	6
Barnes, Larry	20	78	3.9	16	0
Moegle, Dicky	9	48	5.3	18t	1
Arenas, Joe	5	14	2.8	7t	1
Brodie, John	2	0	0.0	0	0
49ERS	377	1,622	4.6	61	15
OPPONENTS	434	1,847	4.3	49	23

RECEIVING	No	Yds	Avg	LG	TD
Wilson, Billy	52	757	14.6	40	6
McElhenny, Hugh	37	458	12.4	43	2
Conner, Clyde	30	412	13.7	41	4
Owens, R.C.	27	395	14.6	46t	5
Babb, Gene	20	141	7.1	17	0
Perry, Joe	15	130	8.7	17	0
Soltau, Gordy	5	47	9.4	18	0
Jessup, Bill	2	29	14.5	22	0
Powell, Charlie	1	27	27.0	27	0
Arenas, Joe	1	10	10.0	10	0
Barnes, Larry	1	1	1.0	1	0
49ERS	191	2,407	12.6	46t	17
OPPONENTS	182	2,582	14.2	82t	13

INTERCEPTIONS	No	Yds	Avg	LG	TD
Moegle, Dicky	8	107	13.4	40	0
Stits, Bill	2	28	14.0	20	0
Hazeltine, Matt	2	22	11.0	14	0
Walker, Val Joe	2	20	10.0	12	0
Smith, J.D.	2	17	8.5	12	0
Herchman, Bill	1	54	54.0	54t	1
Rubke, Karl	1	16	16.0	16	0
49ERS	18	264	14.7	54t	1
OPPONENTS	18	336	18.7	75t	1

KICKOFF RETURNS	No	Yds	Avg	LG	TD
Arenas, Joe	24	657	27.4	64	0
Smith, J.D.	14	368	26.3	38	0
Hazeltine, Matt	1	23	23.0	23	0
Carr, Paul	1	10	10.0	10	0
Jessup, Bill	1	8	8.0	8	0
Babb, Gene	1	0	0.0	0	0
Palatella, Lou (lat)	0	30	0.0	0	0
49ERS	42	1,096	26.1	64	0
OPPONENTS	45	928	20.6	33	0

PUNT RETURNS	No	Yds	Avg	LG	TD
Arenas, Joe	25	80	3.2	26	0
McElhenny, Hugh	10	41	4.1	13	0
Hazeltine, Matt	1	1	1.0	1	0
Moegle, Dicky	1	0	0.0	0	0
49ERS	37	122	3.3	26	0
OPPONENTS	35	205	5.9	28	0

PUNTING	No	Yds	Avg	LG	Blk
Jessup, Bill	38	1,656	43.6	62	0
Barnes, Larry	19	894	47.1	86	0
49ERS	57	2,550	44.7	86	0
OPPONENTS	47	1,894	40.3	62	0

PASSING	Att	Comp	Pct	Yds	LG	TD	Int	QB
Tittle, Y.A.	279	176	63.1	2,157	46t	13	15	80.0
Brodie, John	21	11	52.4	160	28	2	3	69.6
Arenas, Joe	3	3	100.0	92	33t	2	0	158.3
Barnes, Larry	1	1	100.0	-2	-2	0	0	79.1
Perry, Joe	1	0	0.0	0	0	0	0	39.6
49ERS	305	191	62.6	2,407	46t	17	18	81.1
OPPONENTS	332	182	54.8	2,582	82t	13	18	70.6

1958 (6-6)			
Frank C. Albert, Coach			
W	23	Pittsburgh (51,856), S-28	20
L	3	Los Angeles Rams (59,826), O-5	33
L	6	at Chicago Bears (45,310), O-12	28
W	30	at Philadelphia (33,110), O-19	24
L	14	Chicago Bears (59,441), O-26	27
W	24	Detroit (59,350), N-2	21
L	7	at Los Angeles Rams (95,082), N-9	56
L	21	at Detroit (54,523), N-16	35
W	33	at G.B. in Milwaukee (43,819), N-23	12
L	27	at Baltimore (57,557), N-30	35
W	48	Green Bay (50,793), D-7	21
W	21	Baltimore (58,334), D-14	12
257			324

TEAM STATISTICS	49ers	Opp
TOTAL FIRST DOWNS	237	227
By Rushing	93	106
By Passing	126	106
By Penalties	18	15
TOTAL YARDS GAINED	4,111	4,010
By Rushing	1,628	2,038
By Passing	2,483	1,972
TOTAL PLAYS FROM SCRIMMAGE	811	787
Rushes	359	380
Average Gain Per Rush	4.5	5.4
FORWARD PASSES ATTEMPTED	383	341
Number Completed	223	163
Per Cent Completed	58.2	47.8
Yards Lost Passing	208	246
Passes Had Intercepted	29	16
Yards Gained Per Pass	6.5	5.8
Yards Gained Per Completion	11.1	12.1
PUNTS	48	49
Total Yardage of Punts	1,839	1,995
Average Length	38.3	40.7
Net avg. per punt	35.6	37.3
KICKOFF RETURNS	50	50
Number Returned	39	42
Total Yards Returned	790	739
Average Length of Return	20.3	17.6
PENALTIES	58	52
Yards Penalized	619	510
FUMBLES	31	32
Own Fumbles Recovered	20	17
Opponents' Fumbles Recovered	15	11
FIELD GOALS	8	10
Field Goals Attempted	21	17
TOTAL POINTS SCORED	257	324
Touchdowns Scored	34	42
Touchdowns Rushing	18	15
Touchdowns Passing	15	25
Touchdowns Returns	1	2
Extra Points	29	40
Field Goals	8	10
Safeties	0	1

SCORING	TDs	Ru	Pa	Int	Fu	KO	Pu	PAT	FG	S	Pts
SoItau, Gordy	0	0	0	0	0	0	0	29/33	8/21	0	53
McElhenny, Hugh	8	6	2	0	0	0	0	0/0	0/0	0	48
Conner, Clyde	5	0	5	0	0	0	0	0/0	0/0	0	30
Perry, Joe	5	4	1	0	0	0	0	0/0	0/0	0	30
Wilson, Billy	5	0	5	0	0	0	0	0/0	0/0	0	30
Smith, J.D.	3	3	0	0	0	0	0	0/0	0/0	0	18
Pace, Jim	2	2	0	0	0	0	0	0/0	0/0	0	12
Tittle, Y.A.	2	2	0	0	0	0	0	0/0	0/0	0	12
Brodie, John	1	1	0	0	0	0	0	0/0	0/0	0	6
Hazeltine, Matt	1	0	0	1	0	0	0	0/0	0/0	0	6
Jessup, Bill	1	0	1	0	0	0	0	0/0	0/0	0	6
Owens, R.C.	1	0	1	0	0	0	0	0/0	0/0	0	6
49ERS	34	18	15	1	0	0	0	29/33	8/21	0	257
OPPONENTS	42	15	25	2	0	0	0	40/41	10/17	1	324

Rookie Names in Italics

RUSHING	Att	Yds	Avg	LG	TD
Perry, Joe	125	758	6.1	73t	4
McElhenny, Hugh	113	451	4.0	34	6
Smith, J.D.	26	209	8.0	80t	3
<i>Pace, Jim</i>	52	161	3.1	34	2
Tittle, Y.A.	22	35	1.6	12	2
<i>Woodson, Abe</i>	2	12	6.0	9	0
Babb, Gene	7	9	1.3	4	0
<i>Atkins, Bill</i>	1	5	5.0	5	0
Brodie, John	11	-12	-1.1	6	1
49ERS	359	1,628	4.5	80t	18
OPPONENTS	380	2,038	5.4	73t	16

RECEIVING	No	Yds	Avg	LG	TD
Conner, Clyde	49	512	10.4	26	5
Wilson, Billy	43	592	13.8	44t	5
Owens, R.C.	40	620	15.5	48	1
McElhenny, Hugh	31	366	11.8	59t	2
Perry, Joe	23	218	9.5	64t	1
<i>Pace, Jim</i>	10	59	5.9	24	0
Dugan, Fred	9	122	13.6	23	0
SoItau, Gordy	7	77	11.0	22	0
Smith, J.D.	6	59	9.8	23	0
Jessup, Bill	5	66	13.2	26t	1
49ERS	223	2,691	12.1	64t	15
OPPONENTS	163	2,218	13.6	81t	25

INTERCEPTIONS	No	Yds	Avg	LG	TD
Ridlon, Jim	4	10	2.5	3	0
Hazeltine, Matt	3	30	10.0	17	1
Stitts, Bill	3	3	1.0	2	0
<i>Mertens, Jerry</i>	2	16	8.0	11	0
<i>Woodson, Abe</i>	1	44	44.0	44	0
<i>Atkins, Bill</i>	1	6	6.0	6	0
Toneff, Bob	1	5	5.0	5	0
Matuszak, Marv	1	0	0.0	0	0
49ERS	16	114	7.1	44	1
OPPONENTS	29	448	15.5	70t	2

KICKOFF RETURNS	No	Yds	Avg	LG	TD
Smith, J.D.	15	356	23.7	39	0
<i>Woodson, Abe</i>	11	239	21.7	34	0
<i>Pace, Jim</i>	8	134	16.8	36	0
McElhenny, Hugh	2	31	15.5	18	0
Babb, Gene	2	30	15.0	19	0
Connolly, Ted	1	0	0.0	0	0
49ERS	39	790	20.3	39	0
OPPONENTS	42	739	17.6	30	0

PUNT RETURNS	No	Yds	Avg	LG	TD
McElhenny, Hugh	24	93	3.9	49	0
<i>Woodson, Abe</i>	7	53	7.6	38	0
Jessup, Bill	2	0	0.0	0	0
<i>Pace, Jim</i>	2	0	0.0	0	0
49ERS	35	146	4.2	49	0
OPPONENTS	36	132	3.7	22	0

PUNTING	No	Yds	Avg	LG	Blk
<i>Atkins, Bill</i>	25	983	39.3	51	0
Jessup, Bill	23	856	37.2	59	0
49ERS	48	1,839	38.3	59	0
OPPONENTS	49	1,995	40.7	59	0

PASSING	Att	Comp	Pct	Yds	LG	TD	Int	QB
Brodie, John	172	103	59.9	1,224	61t	6	13	61.8
Tittle, Y.A.	208	120	57.7	1,467	64t	9	15	63.9
McElhenny, Hugh	2	0	0.0	0	0	0	0	39.6
Jessup, Bill	1	0	0	0	0	0	1	0.0
49ERS	383	223	58.2	2,691	64t	15	29	61.4
OPPONENTS	341	163	47.8	2,218	81t	25	16	73.9

1959 (7-5)			
Howard W. Hickey, Coach			
W	24	Philadelphia (41,697), S-27	14
W	34	Los Angeles Rams (56,028), O-4	0
L	20	at Green Bay (32,150), O-11	21
W	34	at Detroit (52,585), O-18	13
W	20	Chicago Bears (59,045), O-25	17
W	33	Detroit (59,064), N-1	7
W	24	at Los Angeles Rams (94,276), N-8	16
L	3	at Chicago Bears (42,157), N-15	14
L	14	at Baltimore (56,007), N-22	45
W	21	at Cleveland (53,763), N-29	20
L	14	Baltimore (59,075), D-5	34
L	14	Green Bay (55,997), D-13	36
255			237

TEAM STATISTICS	49ers	Opp
TOTAL FIRST DOWNS	182	238
By Rushing	93	123
By Passing	76	102
By Penalties	13	13
TOTAL YARDS GAINED	3,388	4,018
By Rushing	1,839	1,974
By Passing	1,549	2,044
TOTAL PLAYS FROM SCRIMMAGE	756	844
Rushes	407	433
Average Gain Per Rush	4.5	4.6
FORWARD PASSES ATTEMPTED	264	341
Number Completed	132	176
Per Cent Completed	50.0	51.6
Yards Lost Passing	136	228
Passes Had Intercepted	22	14
Yards Gained Per Pass	5.9	6.0
Yards Gained Per Completion	11.7	11.6
PUNTS	59	57
Total Yardage of Punts	2,694	2,370
Average Length	45.7	41.6
Net avg. per punt	40.8	34.8
KICKOFF RETURNS	49	50
Number Returned	41	40
Total Yards Returned	980	924
Average Length of Return	23.9	23.1
PENALTIES	57	45
Yards Penalized	489	417
FUMBLES	24	34
Own Fumbles Recovered	14	12
Opponents' Fumbles Recovered	22	10
FIELD GOALS	12	5
Field Goals Attempted	26	13
TOTAL POINTS SCORED	255	237
Touchdowns Scored	31	32
Touchdowns Rushing	16	16
Touchdowns Passing	12	15
Touchdowns Returns	3	1
Extra Points	31	28
Field Goals	12	5
Safeties	1	1

SCORING	TDs	Ru	Pa	Int	Fu	KO	Pu	PAT	FG	S	Pts
Davis, Tommy	0	0	0	0	0	0	0	31/31	12/26	0	67
Smith, J.D.	11	10	1	0	0	0	0	0/0	0/0	0	66
McElhenny, Hugh	4	1	3	0	0	0	0	0/0	0/0	0	24
Wilson, Billy	4	0	4	0	0	0	0	0/0	0/0	0	24
Owens, R.C.	3	0	3	0	0	0	0	0/0	0/0	0	18
Perry, Joe	3	3	0	0	0	0	0	0/0	0/0	0	18
Conner, Clyde	1	0	1	0	0	0	0	0/0	0/0	0	6
Hazeltine, Matt	1	0	0	0	1	0	0	0/0	0/0	0	6
Lyles, Lenny	1	1	0	0	0	0	0	0/0	0/0	0	6
Mertens, Jerry	1	0	0	1	0	0	0	0/0	0/0	0	6
Roberts, C.R.	1	1	0	0	0	0	0	0/0	0/0	0	6
Woodson, Abe	1	0	0	0	0	1	0	0/0	0/0	0	6
Krueger, Charlie	0	0	0	0	0	0	0	0/0	0/0	1	2
49ERS	31	16	12	1	1	1	0	31/31	12/26	1	255
OPPONENTS	32	16	15	1	0	0	0	28/31	5/13	1	237

Rookie Names in Italics

RUSHING	Att	Yds	Avg	LG	TD
Smith, J.D.	207	1,036	5.0	73t	10
Perry, Joe	139	602	4.3	40	3
McElhenny, Hugh	18	67	3.7	19	1
Roberts, C.R.	10	67	6.7	46t	1
Lyles, Lenny	13	28	2.2	13t	1
Tittle, Y.A.	11	24	2.2	22	0
Moegle, Dicky	3	9	3.0	4	0
Brodie, John	5	6	1.2	6	0
Owens, R.C.	1	0	0.0	0	0
49ERS	407	1,839	4.5	73t	16
OPPONENTS	433	1,974	4.6	48	17

RECEIVING	No	Yds	Avg	LG	TD
Wilson, Billy	44	540	12.3	57t	4
McElhenny, Hugh	22	329	15.0	72	3
Owens, R.C.	17	347	20.4	75t	3
Conner, Clyde	13	162	12.5	37t	1
Smith, J.D.	13	133	10.2	21t	1
Perry, Joe	12	53	4.4	15	0
Dugan, Fred	6	72	12.0	13	0
Lyles, Lenny	3	33	11.0	18	0
Moegle, Dicky	1	12	12.0	12	0
Tittle, Y.A.	1	4	4.0	4	0
49ERS	132	1,685	12.8	75t	12
OPPONENTS	176	2,272	12.9	67	15

INTERCEPTIONS	No	Yds	Avg	LG	TD
Baker, Dave	5	75	15.0	29	0
Woodson, Abe	4	20	5.0	14	0
Mertens, Jerry	2	56	28.0	30t	1
Tubbs, Jerry	2	32	16.0	21	0
Dove, Eddie	1	6	6.0	6	0
49ERS	14	189	13.5	30t	1
OPPONENTS	22	272	12.4	57t	1

KICKOFF RETURNS	No	Yds	Avg	LG	TD
Woodson, Abe	13	382	29.4	105t	1
Lyles, Lenny	25	565	22.6	46	0
Hazeltine, Matt	2	26	13.0	26	0
Herchman, Bill	1	7	7.0	7	0
49ERS	41	980	23.9	105t	1
OPPONENTS	40	924	23.1	80	0

PUNT RETURNS	No	Yds	Avg	LG	TD
Woodson, Abe	15	143	9.5	65	0
Dove, Eddie	22	126	5.7	62	0
49ERS	37	269	7.3	65	0
OPPONENTS	35	186	5.3	21	0

PUNTING	No	Yds	Avg	LG	Blk
Davis, Tommy	59	2,694	45.7	71	0
49ERS	59	2,694	45.7	71	0
OPPONENTS	57	2,370	41.6	59	0

PASSING	Att	Comp	Pct	Yds	LG	TD	Int	QB
Tittle, Y.A.	199	102	51.3	1,331	75t	10	15	58.0
Brodie, John	64	30	46.9	354	34	2	7	35.0
Moegle, Dicky	1	0	0.0	0	0	0	0	39.6
49ERS	264	132	50.0	1,685	75t	12	22	50.8
OPPONENTS	341	176	51.6	2,261	67	15	14	70.2

1960 (7-5)
Howard W. Hickey, Coach

L	19	New York Giants (44,598), S-25	21
W	13	Los Angeles Rams (53,633), O-2	9
W	14	at Detroit (49,825), O-9	10
L	10	at Chicago Bears (48,226), O-16	27
L	14	at G.B. in Milwaukee (39,914), O-23	41
W	25	Chicago Bears (55,071), O-30	7
L	0	Detroit (48,447), N-6	24
W	26	at Dallas (10,000), N-20	14
W	30	at Baltimore (57,808), N-27	22
W	23	at Los Angeles Rams (77,254), D-4	7
L	0	Green Bay (53,612), D-10	13
W	34	Baltimore (57,269), D-18	10
208			205

TEAM STATISTICS		49ers	Opp
TOTAL FIRST DOWNS			
		201	180
	By Rushing	90	82
	By Passing	96	89
	By Penalties	15	9
TOTAL YARDS GAINED			
		3,260	3,405
	By Rushing	1,681	1,587
	By Passing	1,579	1,818
TOTAL PLAYS FROM SCRIMMAGE			
		849	738
	Rushes	413	363
	Average Gain Per Rush	4.1	4.4
FORWARD PASSES ATTEMPTED			
		336	293
	Number Completed	174	140
	Per Cent Completed	51.8	47.8
	Yards Lost Passing	287	183
	Passes Had Intercepted	12	20
	Yards Gained Per Pass	4.7	6.2
	Yards Gained Per Completion	9.1	13.0
PUNTS			
		65	62
	Total Yardage of Punts	2,880	2,556
	Average Length	44.3	41.3
	Net avg. per punt	40.9	36.8
KICKOFF RETURNS			
		43	57
	Number Returned	43	38
	Total Yards Returned	1,167	769
	Average Length of Return	27.1	20.2
PENALTIES			
		63	64
	Yards Penalized	604	580
FUMBLES			
		14	15
	Own Fumbles Recovered	10	7
	Opponents' Fumbles Recovered	8	4
FIELD GOALS			
		12	10
	Field Goals Attempted	26	20
TOTAL POINTS SCORED			
		208	205
	Touchdowns Scored	21	25
	Touchdowns Rushing	9	13
	Touchdowns Passing	11	11
	Touchdowns Returns	1	1
	Extra Points	21	23
	Field Goals	8	10
	Safeties	2	1

SCORING		TDs	Ru	Pa	Int	Fu	KO	Pu	PAT	FG	S	Pts
Davis, Tommy	0	0	0	0	0	0	0	0	21/21	19/32	0	78
Owens, R.C.	6	0	6	0	0	0	0	0	0/0	0/0	0	36
Smith, J.D.	6	5	1	0	0	0	0	0	0/0	0/0	0	36
Conner, Clyde	2	0	2	0	0	0	0	0	0/0	0/0	0	12
Roberts, C.R.	2	2	0	0	0	0	0	0	0/0	0/0	0	12
Brodie, John	1	1	0	0	0	0	0	0	0/0	0/0	0	6
Lyles, Lenny	1	0	0	0	0	1	0	0	0/0	0/0	0	6
McElhenny, Hugh	1	0	1	0	0	0	0	0	0/0	0/0	0	6
Perry, Joe	1	1	0	0	0	0	0	0	0/0	0/0	0	6
Wilson, Billy	1	0	1	0	0	0	0	0	0/0	0/0	0	6
Krueger, Charlie	0	0	0	0	0	0	0	0	0/0	0/0	1	2
Nomellini, Leo	0	0	0	0	0	0	0	0	0/0	0/0	1	2
Wittenborn, John	0	0	0	0	0	0	0	0	0/0	0/3	0	0
49ERS	21	9	11	0	0	1	0	0	21/21	19/35	2	208
OPPONENTS	25	13	11	0	1	0	0	0	23/25	10/20	1	205

Rookie Names in Italics

RUSHING		Att	Yds	Avg	LG	TD
Smith, J.D.		174	780	4.5	41	5
McElhenny, Hugh		95	347	3.7	38	0
Roberts, C.R.		73	213	2.9	30	2
Brodie, John		18	171	9.5	30	1
Perry, Joe		36	95	2.6	21	1
Tittle, Y.A.		10	61	6.1	28	0
<i>Waters, Bobby</i>		1	8	8.0	8	0
Woodson, Abe		4	4	1.0	4	0
<i>Norton, Ray</i>		2	2	1.0	9	0
49ERS	413	1,681	4.1	41	9	
OPPONENTS	363	1,587	4.4	62	14	

RECEIVING		No	Yds	Avg	LG	TD
Conner, Clyde		38	531	14.0	65t	2
Owens, R.C.		37	532	14.4	42	6
Smith, J.D.		36	181	5.0	21	1
<i>Stickles, Monty</i>		22	252	11.5	28	0
McElhenny, Hugh		14	114	8.1	45	1
<i>Mackey, Dee</i>		12	159	13.3	25	0
Roberts, C.R.		9	49	5.4	27	0
Wilson, Billy		3	51	17.0	19t	1
Perry, Joe		3	-3	-1.0	3	0
49ERS	174	1,866	10.7	65t	11	
OPPONENTS	140	2,001	14.3	91t	11	

INTERCEPTIONS		No	Yds	Avg	LG	TD
Baker, Dave		10	96	9.6	28	0
Dove, Eddie		3	29	9.7	29	0
<i>Kelley, Gordon</i>		2	10	5.0	10	0
Mertens, Jerry		2	0	0.0	0	0
Woodson, Abe		2	0	0.0	0	0
Harrison, Bob		1	6	6.0	6	0
49ERS	20	141	7.1	29	0	
OPPONENTS	12	159	13.3	26	0	

KICKOFF RETURNS		No	Yds	Avg	LG	TD
Lyles, Lenny		17	526	30.9	97t	1
Woodson, Abe		17	498	29.3	64	0
<i>Colchico, Dan</i>		5	68	13.6	18	0
Roberts, C.R.		3	60	20.0	25	0
Clark, Monte		1	15	15.0	15	0
49ERS	43	1,167	27.1	97t	1	
OPPONENTS	38	769	20.2	45	0	

PUNT RETURNS		No	Yds	Avg	LG	TD
Woodson, Abe		13	174	13.4	48	0
Dove, Eddie		11	43	3.9	7	0
49ERS	24	217	9.0	48	0	
OPPONENTS	28	182	6.5	31	0	

PUNTING		No	Yds	Avg	LG	Blk
Davis, Tommy		62	2,737	44.1	74	0
Baker, Dave		3	143	47.7	55	0
49ERS	65	2,880	44.3	74	0	
OPPONENTS	62	2,561	41.3	65	0	

PASSING		Att	Comp	Pct	Yds	LG	TD	Int	QB
Brodie, John		207	103	49.8	1,111	65t	6	9	57.5
Tittle, Y.A.		127	69	54.3	694	45	4	3	70.8
<i>Waters, Bobby</i>		2	2	100.0	61	41t	1	0	158.3
49ERS	336	174	51.8	1,866	65t	11	12	64.4	
OPPONENTS	293	140	47.8	2,001	91t	11	20	54.4	

1961 (7-6-1)
Howard W. Hickey, Coach

W	35	Washington (43,412), S-17	3
L	10	at Green Bay (38,624), S-24	30
W	49	at Detroit (53,155), O-1	0
W	35	Los Angeles Rams (59,004), O-8	0
W	38	at Minnesota (34,415), O-15	24
L	0	at Chicago Bears (49,070), O-22	31
L	10	at Pittsburgh (19,686), O-29	20
T	20	Detroit (56,878), N-5	20
L	7	at Los Angeles Rams (63,766), N-12	17
W	41	Chicago Bears (52,972), N-19	31
W	38	Minnesota (48,905), N-26	28
L	17	at Baltimore (57,641), D-3	20
W	22	Green Bay (55,722), D-10	21
L	24	Baltimore (45,517), D-16	27
346			272

TEAM STATISTICS		49ers	Opp
TOTAL FIRST DOWNS			
	By Rushing	116	90
	By Passing	132	132
	By Penalties	10	12
TOTAL YARDS GAINED			
	By Rushing	4,904	4,181
	By Passing	2,100	1,701
	By Penalties	2,804	2,480
TOTAL PLAYS FROM SCRIMMAGE			
	Rushes	875	890
	Average Gain Per Rush	448	419
	Forward Passes Attempted	4.7	4.1
	Number Completed	346	380
	Per Cent Completed	187	196
	Yards Lost Passing	54.0	51.6
	Passes Had Intercepted	253	394
	Yards Gained Per Pass	19	19
	Yards Gained Per Completion	8.1	6.5
PUNTS			
	Total Yardage of Punts	15.0	12.7
	Average Length	59	62
	Net avg. per punt	2,633	2,725
		44.6	44.0
		40.1	40.2
KICKOFF RETURNS			
	Total Yards Returned	49	58
	Average Length of Return	1,287	1,368
		26.6	23.6
PENALTIES			
	Yards Penalized	65	56
		635	456
FUMBLES			
	Own Fumbles Recovered	25	21
	Opponents' Fumbles Recovered	8	9
		12	17
FIELD GOALS			
	Field Goals Attempted	12	16
		22	29
TOTAL POINTS SCORED			
	Touchdowns Scored	44	32
	Touchdowns Rushing	27	13
	Touchdowns Passing	15	18
	Touchdowns Returns	2	1
	Extra Points	44	32
	Field Goals	12	16
	Safeties	1	0

SCORING	TDs	Ru	Pa	Int	Fu	KO	Pu	PAT	FG	S	Pts
Davis, Tommy	0	0	0	0	0	0	0	44/44	12/22	0	80
Kilmer, Billy	10	10	0	0	0	0	0	0/0	0/0	0	60
Smith, J.D.	9	8	1	0	0	0	0	0/0	0/0	0	54
Owens, R.C.	6	1	5	0	0	0	0	0/0	0/0	0	36
Stickles, Monty	5	0	5	0	0	0	0	0/0	0/0	0	30
Waters, Bobby	3	3	0	0	0	0	0	0/0	0/0	0	18
Brodie, John	2	2	0	0	0	0	0	0/0	0/0	0	12
Thomas, Aaron	2	0	2	0	0	0	0	0/0	0/0	0	12
Woodson, Abe	2	0	0	0	0	1	1	0/0	0/0	0	12
Casey, Bernie	1	0	1	0	0	0	0	0/0	0/0	0	6
Conner, Clyde	1	0	1	0	0	0	0	0/0	0/0	0	6
Cooper, Bill	1	1	0	0	0	0	0	0/0	0/0	0	6
Lockett, J.W.	1	1	0	0	0	0	0	0/0	0/0	0	6
Roberts, C.R.	1	1	0	0	0	0	0	0/0	0/0	0	6
Krueger, Charlie	0	0	0	0	0	0	0	0/0	0/0	1	2
49ERS	44	27	15	0	0	1	1	44/44	12/22	1	346
OPPONENTS	32	13	18	0	0	0	1	32/32	16/29	0	272

Rookie Names in Italics

RUSHING	Att	Yds	Avg	LG	TD
Smith, J.D.	167	823	4.9	33	8
Kilmer, Billy	96	509	5.3	31	10
Roberts, C.R.	63	338	5.4	54	1
Waters, Bobby	47	233	5.0	35	3
Brodie, John	28	90	3.2	29	2
McIlhenny, Don	8	30	3.8	15	0
Woodson, Abe	14	23	1.6	14	0
Lockett, J.W.	11	18	1.6	9	1
Cooper, Bill	8	17	2.1	6	1
Messer, Dale	3	13	4.3	6	0
Norton, Ray	2	-2	-1.0	2	0
Thomas, Aaron	1	-15	-15.0	-15	0
Owens, R.C. (lat)	0	23		23	1
49ERS	448	2,100	4.7	54	27
OPPONENTS	419	1,701	4.1	44	13

RECEIVING	No	Yds	Avg	LG	TD
Owens, R.C.	55	1,032	18.8	54	5
Stickles, Monty	43	794	18.5	54	5
Smith, J.D.	28	343	12.3	57	1
Thomas, Aaron	15	301	20.1	70t	2
Conner, Clyde	11	177	16.1	45	1
Casey, Bernie	10	185	18.5	51	1
Roberts, C.R.	10	83	8.3	19	0
Woodson, Abe	8	74	9.3	28	0
Lockett, J.W.	4	35	8.8		0
Messer, Dale	3	33	11.0	14	0
49ERS	187	3,057	16.4	70t	15
OPPONENTS	196	2,874	14.7	80t	18

INTERCEPTIONS	No	Yds	Avg	LG	TD
Baker, Dave	6	123	20.5	40	0
Johnson, Jimmy	5	116	23.2	63	0
Dove, Eddie	3	41	13.7	28	0
Harrison, Bob	2	14	7.0	9	0
Hazeltine, Matt	1	26	26.0	26	0
Woodson, Abe	1	2	2.0	2	0
Kelley, Gordon	1	0	0.0	0	0
49ERS	19	322	17.0	63	0
OPPONENTS	19	249	13.1	36	0

KICKOFF RETURNS	No	Yds	Avg	LG	TD
Woodson, Abe	27	782	29.0	98t	1
Smith, J.D.	7	158	22.6	33	0
McIlhenny, Don	6	189	31.5	49	0
Cooper, Bill	3	44	14.7	20	0
Messer, Dale	3	36	12.0	14	0
Norton, Ray	1	60	60.0	60	0
Kammerer, Carlton	1	18	18.0	18	0
Lockett, J.W.	1	15	15.0	15	0
49ERS	49	1,302	26.6	98t	1
OPPONENTS	58	1,368	23.6	78	0

PUNT RETURNS	No	FC	Yds	Avg	LG	TD
Woodson, Abe	16	3	172	10.8	80t	1
Dove, Eddie	6	8	49	8.2	20	0
Messer, Dale	2	4	11	5.5	6	0
49ERS	24	15	232	9.7	80t	1
OPPONENTS	32	6	269	8.4	39t	1

PUNTING	No	Yds	Avg	LG	Bk
Davis, Tommy	50	2,269	45.4	67	0
Kilmer, Billy	9	364	40.4	64	0
49ERS	59	2,633	44.6	67	0
OPPONENTS	62	2,725	44.0	64	0

PASSING	Att	Comp	Pct	Yds	LG	TD	Int	QB
Brodie, John	283	155	54.8	2,588	70t	14	12	84.7
Kilmer, Billy	34	19	55.9	286	28	0	4	44.1
Waters, Bobby	28	13	46.4	183	26	1	2	50.2
Smith, J.D.	1	0	0.0	0	0	0	1	0.0
49ERS	346	187	54.1	3,057	70t	15	19	75.5
OPPONENTS	380	196	51.6	2,874	80t	18	19	71.5

1962 (6-8)			
Howard W. Hickey, Coach			
L	14	Chicago (46,052), S-16	30
L	24	at Detroit (51,032), S-23	45
W	21	Minnesota (38,407), S-30	7
W	21	at Baltimore (54,148), O-7	13
W	34	at Chicago (48,902), O-14	27
L	13	at G.B. in Milwaukee (46,012), O-21	31
L	14	Los Angeles Rams (51,033), O-28	28
L	3	Baltimore (44,875), N-4	22
L	24	Detroit (43,449), N-11	38
W	24	at Los Angeles Rams (42,554), N-18	17
W	24	at St. Louis (17,532), N-25	17
W	35	at Minnesota (33,076), D-2	12
L	21	Green Bay (53,769), D-9	31
L	10	Cleveland (35,274), D-15	13
282			331

TEAM STATISTICS

	49ers	Opp
TOTAL FIRST DOWNS	239	240
By Rushing	112	107
By Passing	112	113
By Penalties	15	20
TOTAL YARDS GAINED	3,941	4,549
By Rushing	1,873	2,241
By Passing	2,068	2,308
TOTAL PLAYS FROM SCRIMMAGE	854	841
Rushes	460	464
Average Gain Per Rush	4.1	4.8
FORWARD PASSES ATTEMPTED	323	296
Number Completed	185	164
Per Cent Completed	57.3	55.4
Yards Lost Passing	423	186
Passes Had Intercepted	19	12
Yards Gained Per Pass	7.7	8.4
Yards Gained Per Completion	13.5	15.2
PUNTS	48	61
Total Yardage of Punts	2,188	2,721
Average Length	45.6	44.6
KICKOFF RETURNS	62	51
Total Yards Returned	1,739	1,140
Average Length of Return	28.0	22.4
PENALTIES	63	57
Yards Penalized	636	626
FUMBLES	24	22
Own Fumbles Recovered	10	14
Opponents' Fumbles Recovered	8	14
FIELD GOALS	10	12
Field Goals Attempted	23	20
TOTAL POINTS SCORED	282	331
Touchdowns Scored	36	42
Touchdowns Rushing	15	22
Touchdowns Passing	19	17
Touchdowns Returns	2	3
Extra Points	36	39
Field Goals	10	20
Safeties	0	2

SCORING

	TDs	Ru	Pa	Int	Fu	KO	Pu	PAT	FG	S	Pts
Davis, Tommy	0	0	0	0	0	0	0	36/36	10/23	0	66
Smith, J.D.	7	6	1	0	0	0	0	0/0	0/0	0	42
Casey, Bernie	6	0	6	0	0	0	0	0/0	0/0	0	36
Kilmer, Billy	6	5	1	0	0	0	0	0/0	0/0	0	36
Brodie, John	4	4	0	0	0	0	0	0/0	0/0	0	24
Conner, Clyde	4	0	4	0	0	0	0	0/0	0/0	0	24
Johnson, Jimmy	4	0	4	0	0	0	0	0/0	0/0	0	24
Stickles, Monty	3	0	3	0	0	0	0	0/0	0/0	0	18
Woodson, Abe	2	0	0	0	1	0	1	0/0	0/0	0	12
49ERS	36	15	19	0	1	0	1	36/36	10/23	0	282
OPPONENTS	42	22	17	3	0	0	0	39/42	12/20	2	331

Rookie Names in Italics

RUSHING	Att	Yds	Avg	Lg	TD
Smith, J.D.	258	907	3.5	28	6
Kilmer, Billy	93	478	5.1	35	5
Brodie, John	37	258	7.0	21	4
Gaiters, Bob	36	158	4.4	53	0
Waters, Bobby	12	42	3.5	14	0
<i>Vollenweider, Jim</i>	11	37	3.4	10	0
Roberts, C.R.	9	19	2.1	12	0
Cooper, Bill	2	-2	-1.0	2	0
Thomas, Aaron	1	-9	-9.0	-9	0
<i>Winston, Lloyd</i>	1	-15	-15.0	-15	0
49ERS	460	1,873	4.1	53	15
OPPONENTS	464	2,241	4.8	77t	21

RECEIVING	No	Yds	Avg	LG	TD
Casey, Bernie	53	819	15.5	48t	6
Johnson, Jimmy	34	627	18.4	80t	4
Conner, Clyde	24	240	10.0	18	4
Stickles, Monty	22	366	16.6	48	3
Smith, J.D.	21	197	9.4	47	1
Kilmer, Billy	16	152	9.5	70	1
<i>Vollenweider, Jim</i>	4	21	5.3	10	0
Messer, Dale	3	30	10.0	15	0
<i>McFarland, Kay</i>	3	24	8.0	16	0
Gaiters, Bob	2	13	6.5	13	0
Roberts, C.R.	2	0	0.0	1	0
<i>Winston, Lloyd</i>	1	2	2.0	2	0
49ERS	185	2,491	13.5	80t	19
OPPONENTS	164	2,494	15.2	73t	17

INTERCEPTIONS	No	Yds	Avg	LG	TD
Woodson, Abe	2	31	15.5	31	0
Hazeltine, Matt	2	24	12.0	12	0
<i>Pine, Ed</i>	2	16	8.0	13	0
Mertens, Jerry	2	0	0.0	0	0
Messer, Dale	1	35	35.0	35	0
Kammerer, Carlton	1	13	13.0	13	0
Ridlon, Jim	1	8	8.0	8	0
Dove, Eddie	1	0	0.0	0	0
49ERS	12	127	10.6	35	0
OPPONENTS	19	334	17.6	55t	3

KICKOFF RETURNS	No	Yds	Avg	LG	TD
Woodson, Abe	37	1,157	31.3	79	0
Gaiters, Bob	11	273	24.8	47	0
<i>Vollenweider, Jim</i>	6	113	18.8	45	0
Messer, Dale	4	112	28.0	43	0
<i>Winston, Lloyd</i>	3	67	22.3	29	0
Cooper, Bill	1	17	17.0	17	0
49ERS	62	1,739	28.1	79	0
OPPONENTS	51	1,140	22.4	40	0

PUNT RETURNS	No	FC	Yds	Avg	LG	TD
Woodson, Abe	19	3	179	9.4	85t	1
Dove, Eddie	5	2	21	4.2	10	0
Messer, Dale	3	8	7	2.3	7	0
49ERS	27	13	207	7.7	85t	1
OPPONENTS	32	5	285	8.9	31	0

PUNTING	No	Yds	Avg	LG	Bik
Davis, Tommy	48	2,188	45.6	82	0
49ERS	48	2,188	45.6	82	0
OPPONENTS	61	2,720	44.6	75	0

PASSING	Att	Comp	Pct	Yds	LG	TD	Int	QB
Brodie, John	304	175	57.6	2,272	80t	18	16	79.0
Kilmer, Billy	13	8	61.5	191	73	1	3	91.5
Waters, Bobby	6	2	33.3	28	15	0	0	49.3
49ERS	323	185	57.3	2,491	80t	19	19	77.0
OPPONENTS	296	164	55.4	2,494	73t	17	12	85.6

1963 (2-12)

*Coach**

L	20	Minnesota (30,781), S-15	24
L	14	Baltimore (31,006), S-22	20
L	14	at Minnesota (28,567), S-29	45
L	3	at Detroit (44,088), O-6	26
L	3	at Baltimore (56,962), O-13	20
W	20	Chicago (35,837), O-20	14
L	21	at Los Angeles Rams (45,532), O-27	28
L	7	Detroit (33,511), N-3	45
W	31	Dallas (29,563), N-10	24
L	14	at New York Giants (62,982), N-17	48
L	10	at G.B. in Milwaukee (45,905), N-24	28
L	17	Los Angeles Rams (33,321), D-1	21
L	7	at Chicago (46,994), D-8	27
L	17	Green Bay (31,031), D-14	21

198 **391**

*Coach Red Hickey resigned after third game and Jack Christiansen was appointed his successor.

TEAM STATISTICS	49ers	Opp
TOTAL FIRST DOWNS	183	304
By Rushing	87	121
By Passing	87	168
By Penalties	9	15
TOTAL YARDS GAINED	3,281	5,447
By Rushing	1,454	2,076
By Passing	1,827	3,371
TOTAL PLAYS FROM SCRIMMAGE	790	963
Rushes	406	488
Average Gain Per Rush	3.6	4.3
FORWARD PASSES ATTEMPTED	349	450
Number Completed	156	244
Per Cent Completed	44.7	54.2
Sacks/Yards Lost	35/263	25/210
Passes Had Intercepted	22	14
Yards Gained Per Pass	6.0	8.0
Yards Gained Per Completion	13.4	14.7
PUNTS	73	55
Total Yardage of Punts	3,311	2,371
Average Length	45.4	43.1
KICKOFF RETURNS	62	37
Total Yards Returned	1,659	816
Average Length of Return	26.8	22.1
PENALTIES	51	73
Yards Penalized	439	667
FUMBLES	25	27
Own Fumbles Recovered	17	14
Opponents' Fumbles Recovered	13	8
FIELD GOALS	10	12
Field Goals Attempted	31	20
TOTAL POINTS SCORED	198	391
Touchdowns Scored	24	51
Touchdowns Rushing	8	20
Touchdowns Passing	13	27
Touchdowns Returns	3	4
Extra Points	24	50
Field Goals	10	20
Safeties	0	1

SCORING	TDs	Ru	Pa	Int	Fu	KO	Pu	PAT	FG	S	Pts
Davis, Tommy	0	0	0	0	0	0	0	24/24	10/31	0	54
Casey, Bernie	7	0	7	0	0	0	0	0/0	0/0	0	42
Smith, J.D.	6	5	1	0	0	0	0	0/0	0/0	0	36
Woodson, Abe	3	0	0	0	0	3	0	0/0	0/0	0	18
Knafelc, Gary	2	0	2	0	0	0	0	0/0	0/0	0	12
<i>Lisbon, Don</i>	2	0	2	0	0	0	0	0/0	0/0	0	12
Vollenweider, Jim	2	2	0	0	0	0	0	0/0	0/0	0	12
McFarland, Kay	1	0	1	0	0	0	0	0/0	0/0	0	6
Winston, Lloyd	1	1	0	0	0	0	0	0/0	0/0	0	6
49ERS	24	8	13	0	0	3	0	24/24	10/31	0	198
OPPONENTS	51	20	27	1	1	0	2	50/51	11/27	1	391

Rookie Names in Italics

RUSHING	Att	Yds	Avg	Lg	TD
Smith, J.D.	162	560	3.5	52t	5
<i>Lisbon, Don</i>	109	399	3.7	25	0
Winston, Lloyd	27	127	4.7	38	1
Vollenweider, Jim	47	124	2.6	12	2
Perry, Joe	24	98	4.1	16	0
Brodie, John	7	63	9.0	24	0
McHan, Lamar	17	59	3.5	15	0
<i>Lind, Mike</i>	8	26	3.3	7	0
Waters, Bobby	5	-2	-0.4	8	0
49ERS	406	1,454	3.6	52t	8
OPPONENTS	488	2,076	4.3	51t	20

RECEIVING	No	Yds	Avg	LG	TD
Casey, Bernie	47	762	16.2	68t	7
<i>Lisbon, Don</i>	21	259	12.3	51	2
Knafelc, Gary	18	221	12.3	45t	2
Smith, J.D.	17	196	11.5	40	1
Conner, Clyde	16	247	15.4	42	0
Stickles, Monty	11	152	13.8	31	0
McFarland, Kay	11	126	11.5	33	1
Johnson, Jimmy	6	63	10.5	15	0
Perry, Joe	4	12	3.0	8	0
<i>Lind, Mike</i>	2	13	6.5	8	0
Winston, Lloyd	2	13	6.5	10	0
Vollenweider, Jim	1	26	26.0	26	0
49ERS	156	2,090	13.4	68t	13
OPPONENTS	244	3,581	14.7	70t	27

INTERCEPTIONS	No	Yds	Avg	LG	TD
<i>Alexander, Kermit</i>	5	72	14.4	38	0
Woodson, Abe	3	61	20.3	61	0
Johnson, Jimmy	2	36	18.0	36	0
Dowdle, Mike	2	6	3.0	6	0
Kimbrough, Elbert	1	45	45.0	45	0
Pine, Ed	1	1	1.0	1	0
49ERS	14	221	15.8	61	0
OPPONENTS	22	283	12.9	52	1

KICKOFF RETURNS	No	Yds	Avg	LG	TD
Woodson, Abe	29	935	32.2	103t	3
<i>Alexander, Kermit</i>	24	638	26.6	46	0
Vollenweider, Jim	4	75	18.8	23	0
Cooper, Bill	2	8	4.0	8	0
St.Clair, Bob	2	3	1.5	3	0
Stickles, Monty	1	0	0.0	0	0
49ERS	62	1,659	26.8	103t	3
OPPONENTS	37	816	22.1	45	0

PUNT RETURNS	No	FC	Yds	Avg	LG	TD
Woodson, Abe	13	7	95	7.3	51	0
Messer, Dale	5	12	4	0.8	3	0
49ERS	18	19	99	5.5	51	0
OPPONENTS	50	5	587	11.7	90t	2

PUNTING	No	Yds	Avg	LG	BIK
Davis, Tommy	73	3,311	45.4	64	2
49ERS	73	3,311	45.4	64	2
OPPONENTS	55	2,373	43.2	68	0

PASSING	Att	Comp	Pct	Yds	LG	TD	Int	QB
McHan, Lamar	195	83	42.6	1,243	68t	8	11	54.3
Waters, Bobby	88	42	47.7	435	42	1	6	37.8
Brodie, John	61	30	49.2	367	44t	3	4	57.2
<i>Lisbon, Don</i>	2	1	50.0	45	45t	1	0	135.4
Davis, Tommy	1	0	0.0	0	0	0	0	39.6
Perry, Joe	1	0	0.0	0	0	0	0	39.6
Vollenweider, Jim	1	0	0.0	0	0	0	1	0.0
49ERS	349	156	44.7	2,090	68t	13	22	50.4
OPPONENTS	450	244	54.2	3,581	70t	27	14	87.5

1964 (4-10)
Jack Christiansen, Coach

L	17	Detroit (33,204), S-13	26
W	28	at Philadelphia (57,352), S-20	24
L	13	St. Louis (30,969), S-27	23
W	31	Chicago (33,132), O-4	21
L	14	at G.B. in Milwaukee (47,380), O-11	24
L	14	at Los Angeles Rams (54,355), O-18	42
L	22	Minnesota (31,845), O-25	27
L	7	at Baltimore (60,213), N-1	37
L	7	at Minnesota (40,408), N-8	24
W	24	Green Bay (38,483), N-15	14
L	21	at Chicago (46,772), N-22	23
L	3	Baltimore (33,642), N-29	14
W	28	Los Angeles Rams (31,791), D-6	7
L	7	at Detroit (41,854), D-13	24
236			330

TEAM STATISTICS		49ers	Opp
TOTAL FIRST DOWNS		233	255
By Rushing		76	90
By Passing		136	138
By Penalties		21	27
TOTAL YARDS GAINED		4,073	4,404
By Rushing		1,332	1,560
By Passing		2,741	2,844
TOTAL PLAYS FROM SCRIMMAGE		871	920
Rushes		383	443
Average Gain Per Rush		3.5	3.5
FORWARD PASSES ATTEMPTED		461	434
Number Completed		225	232
Per Cent Completed		48.8	53.5
Sacks/Yards Lost		27/249	43/297
Passes Had Intercepted		22	15
Yards Gained Per Pass		6.5	7.2
Yards Gained Per Completion		13.3	13.5
PUNTS		79	76
Total Yardage of Punts		3,603	3,481
Average Length		45.6	45.8
KICKOFF RETURNS		57	37
Total Yards Returned		1,393	883
Average Length of Return		24.4	23.9
PENALTIES		79	76
Yards Penalized		741	783
FUMBLES		42	33
Own Fumbles Recovered		18	19
Opponents' Fumbles Recovered		14	24
FIELD GOALS		8	17
Field Goals Attempted		25	34
TOTAL POINTS SCORED		236	330
Touchdowns Scored		30	40
Touchdowns Rushing		11	11
Touchdowns Passing		18	23
Touchdowns Returns		1	6
Extra Points		30	39
Field Goals		8	20
Safeties		1	0

SCORING	TDs	Ru	Pa	Int	Fu	KO	Pu	PAT	FG	S	Pts
Davis, Tommy	0	0	0	0	0	0	0	30/30	8/25	0	54
Parks, Dave	8	0	8	0	0	0	0	0/0	0/0	0	48
Lind, Mike	7	7	0	0	0	0	0	0/0	0/0	0	42
Casey, Bernie	4	0	4	0	0	0	0	0/0	0/0	0	24
Stickles, Monty	3	0	3	0	0	0	0	0/0	0/0	0	18
Brodie, John	2	2	0	0	0	0	0	0/0	0/0	0	12
Kopay, Dave	2	0	2	0	0	0	0	0/0	0/0	0	6
Alexander, Kermit	1	0	0	0	0	0	1	0/0	0/0	0	6
Lewis, Gary	1	1	0	0	0	0	0	0/0	0/0	0	6
Johnson, Rudy	1	1	0	0	0	0	0	0/0	0/0	0	6
Lisbon, Don	1	0	1	0	0	0	0	0/0	0/0	0	6
Team	0	0	0	0	0	0	0	0/0	0/0	0	2
49ERS	30	11	18	0	0	0	1	30/30	8/25	0	236
OPPONENTS	40	11	23	2	2	0	2	39/40	17/34	0	330

Rookie Names in Italics

RUSHING	Att	Yds	Avg	LG	TD
Kopay, Dave	75	271	3.6	18	0
Lind, Mike	100	256	2.6	21	7
Mira, George	18	177	9.8	37	0
Lisbon, Don	55	162	3.0	14	0
Brodie, John	27	135	5.0	38	2
Lewis, Gary	43	115	2.7	17	1
Kilmer, Billy	36	113	3.1	14	0
Smith, J.D.	13	55	4.2	16	0
Johnson, Rudy	16	48	3.0	24	1
49ERS	383	1,332	3.5	38	11
OPPONENTS	442	1,560	3.5	32	11

RECEIVING	No	Yds	Avg	LG	TD
Casey, Bernie	58	808	13.9	63t	4
Stickles, Monty	40	685	17.1	53t	3
Parks, Dave	36	703	19.5	83t	8
Lind, Mike	25	178	7.1	26	0
Kopay, Dave	20	135	6.8	30	2
Lisbon, Don	13	104	8.0	39t	1
Kilmer, Billy	11	136	12.4	35	0
Lewis, Gary	7	73	10.4	47	0
McFarland, Kay	5	67	13.4	33	0
Johnson, Rudy	5	21	4.2	12	0
Messer, Dale	4	72	18.0	28	0
Poole, Bob	1	8	8.0	8	0
49ERS	225	2,990	13.3	83t	18
OPPONENTS	232	3,135	13.5	82t	23

INTERCEPTIONS	No	Yds	Avg	LG	TD
Alexander, Kermit	5	65	13.0	24	0
Johnson, Jimmy	3	65	21.7	43	0
Kimbrough, Elbert	2	3	1.5	3	0
Woodson, Abe	2	1	0.5	1	0
Dowdle, Mike	1	14	14.0	14	0
Wilcox, Dave	1	6	6.0	6	0
Hazeltine, Matt	1	1	1.0	1	0
49ERS	15	155	10.3	43	0
OPPONENTS	22	530	24.1	97t	2

KICKOFF RETURNS	No	Yds	Avg	LG	TD
Woodson, Abe	32	880	27.5	70	0
Alexander, Kermit	20	483	24.2	44	0
Kopay, Dave	2	30	15.0	16	0
Lewis, Gary	1	0	0.0	0	0
Pine, Ed	1	0	0.0	0	0
Thomas, John	1	0	0.0	0	0
49ERS	57	1,393	24.4	70	0
OPPONENTS	37	883	23.9	41	0

PUNT RETURNS	No	FC	Yds	Avg	LG	TD
Alexander, Kermit	21	5	189	9.0	70t	1
Woodson, Abe	22	8	133	6.1	26	0
49ERS	43	13	322	7.5	70t	1
OPPONENTS	50	5	540	10.8	68t	2

PUNTING	No	Yds	Avg	LG	Bik
Davis, Tommy	79	3,599	45.6	68	0
49ERS	79	3,599	45.6	68	0
OPPONENTS	75	3,426	45.7	74	0

PASSING	Att	Comp	Pct	Yds	LG	TD	Int	QB
Brodie, John	392	193	49.2	2,498	83t	14	16	64.6
Mira, George	53	23	43.4	331	79t	2	5	37.5
Kilmer, Billy	14	8	57.1	92	24	1	1	71.1
Lind, Mike	1	1	100.0	69	69t	1	0	158.3
Kopay, Dave	1	0	0.0	0	0	0	0	39.6
49ERS	461	225	48.8	2,990	83t	18	22	62.9
OPPONENTS	434	232	53.5	3,135	82t	23	16	79.0

1965 (7-6-1)
Jack Christiansen, Coach

W	52	Chicago (31,211), S-19	24
W	27	Pittsburgh (28,161), S-26	17
L	24	at Baltimore (57,342), O-3	27
L	10	at Green Bay (50,858), O-10	27
W	45	at Los Angeles Rams (34,703), O-17	21
L	41	Minnesota (40,673), O-24	42
L	28	Baltimore (43,575), O-31	34
L	31	at Dallas (30,531), N-7	39
W	27	at Detroit (52,570), N-14	21
W	30	Los Angeles Rams (39,253), N-21	27
W	45	at Minnesota (36,748), N-28	24
W	17	Detroit (38,483), D-5	14
L	20	at Chicago (43,400), D-12	61
T	24	Green Bay (45,710), D-19	24
421			402

TEAM STATISTICS		49ers	Opp
TOTAL FIRST DOWNS		292	259
By Rushing		97	94
By Passing		172	139
By Penalties		23	26
TOTAL YARDS GAINED		5,270	4,640
By Rushing		1,783	1,535
By Passing		3,487	3,105
TOTAL PLAYS FROM SCRIMMAGE		901	878
Rushes		428	405
Average Gain Per Rush		4.2	3.8
FORWARD PASSES ATTEMPTED		454	448
Number Completed		272	225
Per Cent Completed		59.9	50.2
Sacks/Yards Lost		19/146	25/197
Passes Had Intercepted		21	13
Yards Gained Per Pass		8.0	7.4
Yards Gained Per Completion		13.4	14.7
PUNTS		54	62
Total Yardage of Punts		2,474	2,598
Average Length		45.8	41.9
KICKOFF RETURNS		59	59
Total Yards Returned		1,276	1,566
Average Length of Return		21.6	26.1
PENALTIES		79	71
Yards Penalized		785	727
FUMBLES		33	34
Own Fumbles Recovered		14	17
Opponents' Fumbles Recovered		17	19
FIELD GOALS		17	14
Field Goals Attempted		27	27
TOTAL POINTS SCORED		421	402
Touchdowns Scored		53	52
Touchdowns Rushing		13	20
Touchdowns Passing		35	24
Touchdowns Returns		5	8
Extra Points		52	48
Field Goals		17	14
Safeties		0	0

SCORING	TDs	Ru	Pa	Int	Fu	KO	Pu	PAT	FG	S	Pts
Davis, Tommy	0	0	0	0	0	0	0	52/53	17/27	0	103
Parks, Dave	12	0	12	0	0	0	0	0/0	0/0	0	72
Crow, John David	9	2	7	0	0	0	0	0/0	0/0	0	54
Willard, Ken	9	5	4	0	0	0	0	0/0	0/0	0	54
Casey, Bernie	8	0	8	0	0	0	0	0/0	0/0	0	48
Kopay, Dave	4	2	1	0	1	0	0	0/0	0/0	0	24
Lewis, Gary	3	3	0	0	0	0	0	0/0	0/0	0	18
Brodie, John	1	1	0	0	0	0	0	0/0	0/0	0	6
Burke, Vern	1	0	1	0	0	0	0	0/0	0/0	0	6
Chapple, Jack	1	0	0	0	1	0	0	0/0	0/0	0	6
Krueger, Charlie	1	0	0	0	1	0	0	0/0	0/0	0	6
McFarland, Kay	1	0	1	0	0	0	0	0/0	0/0	0	6
Miller, Clark	1	0	0	0	1	0	0	0/0	0/0	0	6
Stickles, Monty	1	0	1	0	0	0	0	0/0	0/0	0	6
Wilcox, Dave	1	0	0	0	1	0	0	0/0	0/0	0	6
49ERS	53	13	35	0	5	0	0	52/53	17/27	0	421
OPPONENTS	52	20	24	3	3	1	1	48/52	14/27	0	402

Rookie Names in Italics

RUSHING	Att	Yds	Avg	Lg	TD
Willard, Ken	189	778	4.1	32	5
Crow, John David	132	514	3.9	30	2
Lewis, Gary	52	256	4.9	60t	3
Kopay, Dave	28	81	2.9	10	2
Mira, George	5	64	12.8	25	0
Brodie, John	15	60	4.0	13	1
Davis, Tommy	1	21	21.0	21	0
Johnson, Rudy	6	9	1.5	4	0
49ERS	428	1,783	4.2	60t	13
OPPONENTS	405	1,535	3.8	50t	20

RECEIVING	No	Yds	Avg	LG	TD
Parks, Dave	80	1,344	16.8	53t	12
Casey, Bernie	59	765	13.0	59t	8
Stickles, Monty	35	343	9.8	22	1
Willard, Ken	32	253	7.9	29t	4
Crow, John David	28	493	17.6	54	7
Kopay, Dave	11	147	13.4	44	1
Lewis, Gary	10	25	2.5	12	0
McFarland, Kay	8	106	13.3	35t	1
Johnson, Rudy	3	49	16.3	28	0
Messer, Dale	2	41	20.5	37	0
Burke, Vern	2	38	19.0	27t	1
Poole, Bob	2	29	14.5	15	0
49ERS	272	3,633	13.4	59t	35
OPPONENTS	225	3,290	14.6	80t	24

INTERCEPTIONS	No	Yds	Avg	LG	TD
Johnson, Jimmy	6	47	7.8	26	0
Alexander, Kermit	3	23	7.7	15	0
Kimbrough, Elbert	2	5	2.5	5	0
Wilcox, Dave	1	16	16.0	16	0
Hazeltine, Matt	1	6	6.0	6	0
49ERS	13	97	7.5	26	0
OPPONENTS	21	232	11.1	33	3

KICKOFF RETURNS	No	Yds	Avg	LG	TD
Alexander, Kermit	32	741	23.2	46	0
Lewis, Gary	15	355	23.7	39	0
Johnson, Rudy	4	71	17.8	27	0
Swinford, Wayne	4	61	15.3	22	0
Messer, Dale	1	27	27.0	27	0
Kopay, Dave	1	21	21.0	21	0
Cerne, Joe	1	0	0.0	0	0
Rubke, Karl	1	0	0.0	0	0
49ERS	59	1,276	21.6	46	0
OPPONENTS	59	1,566	26.5	99t	1

PUNT RETURNS	No	FC	Yds	Avg	LG	TD
Alexander, Kermit	35	7	262	7.5	40	0
Swinford, Wayne	2	11	18	9.0	18	0
Lewis, Gary	1	0	3	3.0	3	0
49ERS	38	18	283	7.5	40	0
OPPONENTS	33	7	408	12.4	85t	1

PUNTING	No	Yds	Avg	LG	Bik
Davis, Tommy	54	2,471	45.8	65	0
49ERS	54	2,471	45.8	65	0
OPPONENTS	62	2,599	41.9	90	0

PASSING	Att	Comp	Pct	Yds	LG	TD	Int	QB
Brodie, John	391	242	61.9	3,112	59t	30	16	95.3
Mira, George	58	28	48.3	460	46	4	3	76.8
Crow, John David	4	2	50.0	61	45t	1	1	95.8
Willard, Ken	1	0	0.0	0	0	0	1	0.0
49ERS	454	272	59.9	3,633	59t	35	21	91.8
OPPONENTS	447	225	50.3	3,290	80t	24	13	80.5

1966 (6-6-2)
Jack Christiansen, Coach

T	20	Minnesota (29,312), S-11	20
L	14	at Baltimore (56,715), S-25	36
L	3	at Los Angeles Rams (45,642), S-30	34
W	21	Green Bay (39,290), O-9	20
W	44	at Atlanta (54,788), O-16	7
W	27	Detroit (36,745), O-23	24
L	3	at Minnesota (45,007), O-30	28
W	21	Los Angeles Rams (35,372), N-6	13
T	30	at Chicago (47,079), N-13	30
L	34	Philadelphia (31,993), N-20	35
W	41	at Detroit (53,189), N-24	14
L	7	at G.B. in Milwaukee (48,725), D-4	20
W	41	Chicago (37,170), D-11	14
L	14	Baltimore (40,005), D-18	30
320			325

TEAM STATISTICS		49ers	Opp
TOTAL FIRST DOWNS		282	238
By Rushing		101	88
By Passing		153	126
By Penalties		28	24
TOTAL YARDS GAINED		4,391	4,179
By Rushing		1,377	1,629
By Passing		3,014	2,550
TOTAL PLAYS FROM SCRIMMAGE		952	868
Rushes		422	414
Average Gain Per Rush		4.2	3.9
FORWARD PASSES ATTEMPTED		500	414
Number Completed		261	206
Per Cent Completed		52.2	49.8
Sacks/Yards Lost		38/352	40/345
Passes Had Intercepted		26	18
Yards Gained Per Pass		6.5	7.0
Yards Gained Per Completion		12.4	14.1
PUNTS		70	76
Total Yardage of Punts		2,854	3,130
Average Length		40.6	41.2
KICKOFF RETURNS		56	59
Total Yards Returned		1,326	1,343
Average Length of Return		23.7	22.8
PENALTIES		86	91
Yards Penalized		819	938
FUMBLES		26	24
Own Fumbles Recovered		14	13
Opponents' Fumbles Recovered		11	12
FIELD GOALS		16	16
Field Goals Attempted		31	31
TOTAL POINTS SCORED		320	325
Touchdowns Scored		39	40
Touchdowns Rushing		12	15
Touchdowns Passing		21	22
Touchdowns Returns		6	3
Extra Points		38	37
Field Goals		16	16
Safeties		0	0

SCORING	TDs	Ru	Pa	Int	Fu	KO	Pu	PAT	FG	S	Pts
Davis, Tommy	0	0	0	0	0	0	0	38/39	16/31	0	86
Willard, Ken	7	5	2	0	0	0	0	0/0	0/0	0	42
Parks, Dave	5	0	5	0	0	0	0	0/0	0/0	0	30
Crow, John David	4	1	3	0	0	0	0	0/0	0/0	0	24
Brodie, John	3	3	0	0	0	0	0	0/0	0/0	0	18
Kramer, Kent	3	0	3	0	0	0	0	0/0	0/0	0	18
Lewis, Gary	3	2	1	0	0	0	0	0/0	0/0	0	18
Alexander, Kermit	2	0	0	0	1	0	1	0/0	0/0	0	12
Kopay, Dave	2	1	1	0	0	0	0	0/0	0/0	0	12
Stickles, Monty	2	0	2	0	0	0	0	0/0	0/0	0	12
Casey, Bernie	1	0	1	0	0	0	0	0/0	0/0	0	6
Dowdle, Mike	1	0	0	1	0	0	0	0/0	0/0	0	6
Hazeltine, Matt	1	0	0	0	1	0	0	0/0	0/0	0	6
Jackson, Jim	1	0	1	0	0	0	0	0/0	0/0	0	6
Johnson, Jimmy	1	0	0	1	0	0	0	0/0	0/0	0	6
McFarland, Kay	1	0	1	0	0	0	0	0/0	0/0	0	6

Rookie Names in Italics

(continued)

SCORING	TDs	Ru	Pa	Int	Fu	KO	Pu	PAT	FG	S	Pts
Randolph, Alvin	1	0	0	1	0	0	0	0/0	0/0	0	6
Witcher, Dick	1	0	1	0	0	0	0	0/0	0/0	0	6
49ERS	39	12	21	3	2	0	1	38/39	16/31	0	320
OPPONENTS	40	15	22	1	0	1	1	37/40	16/31	0	325

RUSHING	Att	Yds	Avg	Lg	TD
Willard, Ken	191	763	4.0	49	5
Crow, John David	121	477	3.9	31	1
Kopay, Dave	47	204	4.3	32	1
Lewis, Gary	36	130	3.6	15	2
Mira, George	10	103	10.3	38	0
Davis, Tommy	3	43	14.3	22	0
Casey, Bernie	1	23	23.0	23	0
Kilmer, Billy	3	23	7.7	13	0
Brodie, John	5	18	3.6	7	3
Jackson, Jim	4	7	1.8	4	0
Parks, Dave	1	-1	-1.0	-1	0
49ERS	422	1,790	4.2	49	12
OPPONENTS	413	1,629	3.9	45	15

RECEIVING	No	Yds	Avg	LG	TD
Parks, Dave	66	974	14.8	65t	5
Casey, Bernie	50	669	13.4	32	1
Willard, Ken	42	351	8.4	62	2
Crow, John David	30	341	11.4	54	3
Stickles, Monty	27	315	11.7	38	2
McFarland, Kay	13	219	16.9	43	1
Witcher, Dick	10	115	11.5	24	1
Kopay, Dave	10	67	6.7	29t	1
Lewis, Gary	7	44	6.3	18t	1
Kramer, Kent	5	81	16.2	24	3
Jackson, Jim	1	63	63.0	63t	1
49ERS	261	3,239	12.4	65t	21
OPPONENTS	206	2,895	14.1	83t	18

INTERCEPTIONS	No	Yds	Avg	LG	TD
Alexander, Kermit	4	73	18.3	55	0
Johnson, Jimmy	4	57	14.3	35t	1
Randolph, Alvin	3	138	46.0	94t	1
Kimbrough, Elbert	3	60	20.0	44	0
Donnelly, George	2	16	8.0	16	0
Dowdle, Mike	1	27	27.0	27t	1
Hazeltine, Matt	1	8	8.0	8	0
49ERS	18	379	21.1	94t	3
OPPONENTS	26	334	12.9	50	1

KICKOFF RETURNS	No	Yds	Avg	LG	TD
Alexander, Kermit	37	984	26.6	56	0
Jackson, Jim	8	162	20.3	28	0
Swinford, Wayne	4	73	18.3	21	0
Lewis, Gary	3	65	21.7	32	0
Kopay, Dave	2	20	10.0	11	0
Phillips, Mel	1	20	20.0	20	0
Hindman, Stan	1	2	2.0	2	0
49ERS	56	1,326	23.7	56	0
OPPONENTS	59	1,343	22.8	81	1

PUNT RETURNS	No	FC	Yds	Avg	LG	TD
Alexander, Kermit	30	3	198	6.6	44t	1
Swinford, Wayne	8	6	12	1.5	7	0
Kopay, Dave	4	7	28	7.0	10	0
Jackson, Jim	2	0	0	0.0	0	0
Donnelly, George	1	0	0	0.0	0	0
49ERS	45	16	238	5.3	44t	1
OPPONENTS	33	13	368	11.2	79t	1

PUNTING	No	Yds	Avg	LG	Bik
Davis, Tommy	63	2,609	41.4	60	0
Kilmer, Billy	7	245	35.0	45	0
49ERS	70	2,854	40.8	60	0
OPPONENTS	76	3,130	41.2	66	0

PASSING	Att	Comp	Pct	Yds	LG	TD	Int	QB
Brodie, John	427	232	54.3	2,810	65t	16	22	65.8
Mira, George	53	22	41.5	284	29	5	2	74.7
Kilmer, Billy	16	5	31.3	84	26	0	1	24.0
Crow, John David	4	2	50.0	61	46	0	1	56.3
49ERS	500	261	52.2	3,239	65t	21	26	64.9
OPPONENTS	414	206	49.8	2,895	83t	18	18	69.0

1967 (7-7)			
Jack Christiansen, Coach			
W	27	at Minnesota (39,638), S-17	21
W	38	Atlanta (30,207), S-24	7
L	7	at Baltimore (60,238), O-1	41
W	27	at Los Angeles Rams (60,424), O-8	24
W	28	at Philadelphia (60,825), O-15	27
W	27	New Orleans (34,285), O-22	13
L	3	Detroit (37,990), O-29	45
L	7	Los Angeles Rams (53,194), N-5	17
L	28	at Washington (50,326), N-12	31
L	0	at Green Bay (50,861), N-19	13
L	9	Baltimore (44,815), N-26	26
L	14	Chicago (25,613), D-3	28
W	34	at Atlanta (51,798), D-10	28
W	24	Dallas (27,182), D-16	16
273			337

TEAM STATISTICS		49ers	Opp
TOTAL FIRST DOWNS		242	237
By Rushing		101	92
By Passing		121	128
By Penalties		20	17
TOTAL YARDS GAINED		4,418	4,044
By Rushing		1,764	1,698
By Passing		2,654	2,346
TOTAL PLAYS FROM SCRIMMAGE		929	858
Rushes		434	407
Average Gain Per Rush		4.1	4.1
FORWARD PASSES ATTEMPTED		469	403
Number Completed		228	212
Per Cent Completed		48.6	52.6
Sacks/Yards Lost		26/208	48/409
Passes Had Intercepted		26	16
Yards Gained Per Pass		6.1	5.8
Yards Gained Per Completion		12.6	13.0
PUNTS		73	70
Total Yardage of Punts		2,745	3,063
Average Length		37.6	43.8
KICKOFF RETURNS		56	54
Total Yards Returned		1,326	1,311
Average Length of Return		23.7	24.3
PENALTIES		89	64
Yards Penalized		931	596
FUMBLES		20	24
Own Fumbles Recovered		10	11
Opponents' Fumbles Recovered		13	10
FIELD GOALS		14	17
Field Goals Attempted		33	35
TOTAL POINTS SCORED		273	337
Touchdowns Scored		33	41
Touchdowns Rushing		16	17
Touchdowns Passing		16	19
Touchdowns Returns		1	5
Extra Points		33	40
Field Goals		14	17
Safeties		0	0

SCORING	TDs	Ru	Pa	Int	Fu	KO	Pu	PAT	FG	S	Pts
Davis, Tommy	0	0	0	0	0	0	0	33/33	14/33	0	75
Lewis, Gary	7	6	1	0	0	0	0	0/0	0/0	0	42
Willard, Ken	6	5	1	0	0	0	0	0/0	0/0	0	36
Crow, John David	5	2	3	0	0	0	0	0/0	0/0	0	30
Randle, Sonny	4	0	4	0	0	0	0	0/0	0/0	0	24
Windsor, Bob	3	0	2	0	1	0	0	0/0	0/0	0	18
Witcher, Dick	3	0	3	0	0	0	0	0/0	0/0	0	18
Cunningham, Doug	2	2	0	0	0	0	0	0/0	0/0	0	12
Parks, Dave	2	0	2	0	0	0	0	0/0	0/0	0	12
Brodie, John	1	1	0	0	0	0	0	0/0	0/0	0	6
49ERS	33	16	16	0	1	0	0	33/33	14/33	0	273
OPPONENTS	41	17	19	3	0	1	1	40/41	17/35	0	337

Rookie Names in Italics

RUSHING	Att	Yds	Avg	Lg	TD
Willard, Ken	169	510	3.0	20	5
Crow, John David	113	479	4.2	39	2
Lewis, Gary	67	342	5.1	52	6
Cunningham, Doug	43	212	4.9	64t	2
Brodie, John	20	147	7.4	15	1
Mira, George	7	23	3.3	9	0
Kopay, Dave	6	21	3.5	10	0
<i>Spurrier, Steve</i>	5	18	3.6	9	0
Windsor, Bob	1	7	7.0	7	0
Tucker, Bill	3	5	1.7	3	0
49ERS	434	1,764	4.1	64t	16
OPPONENTS	407	1,698	4.1	73	17

RECEIVING	No	Yds	Avg	LG	TD
Witcher, Dick	46	705	15.3	63t	3
Randle, Sonny	33	502	15.2	58	4
Crow, John David	31	373	12.0	59t	3
Parks, Dave	26	313	12.0	43	2
Willard, Ken	23	242	10.5	25	1
Windsor, Bob	21	254	12.1	55t	2
Lewis, Gary	21	218	10.4	32t	1
Cunningham, Doug	13	121	9.3	29	0
Stickles, Monty	7	86	12.3	19	0
Tucker, Bill	2	22	11.0	12	0
Myers, Chip	2	13	6.5	8	0
Kopay, Dave	2	11	5.5	11	0
Olerich, Dave	1	2	2.0	2	0
49ERS	228	2,862	12.6	63t	16
OPPONENTS	212	2,755	13.0	82t	19

INTERCEPTIONS	No	Yds	Avg	LG	TD
Alexander, Kermit	5	72	14.4	48	0
Gonsoulin, Austin	3	9	3.0	5	0
Johnson, Jimmy	2	68	34.0	38	0
Wilcox, Dave	2	17	8.5	17	0
Jackson, Jim	1	22	22.0	22	0
Nunley, Frank	1	7	7.0	7	0
Miller, Clark	1	3	3.0	3	0
Phillips, Mel	1	0	0.0	0	0
49ERS	16	198	12.4	48	0
OPPONENTS	26	292	11.2	37	3

KICKOFF RETURNS	No	Yds	Avg	LG	TD
Cunningham, Doug	31	826	26.7	94	0
Tucker, Bill	9	199	22.1	26	0
Lewis, Gary	9	190	21.1	33	0
Swinford, Wayne	2	51	25.5	32	0
Nunley, Frank	2	0	0.0	0	0
Kopay, Dave	1	21	21.0	21	0
Windsor, Bob	1	21	21.0	21	0
Alexander, Kermit	1	18	18.0	18	0
49ERS	56	1,326	23.7	94	0
OPPONENTS	54	1311	24.3	97t	1

PUNT RETURNS	No	FC	Yds	Avg	LG	TD
Cunningham, Doug	27	7	249	9.2	57	0
Alexander, Kermit	6	1	64	10.7	31	0
Tucker, Bill	1	0	1	1.0	1	0
Gonsoulin, Austin	1	0	0	0.0	0	0
Lewis, Gary	0	1	0	0.0	0	0
49ERS	35	9	314	9.0	57	0
OPPONENTS	29	18	175	6.0	58t	1

PUNTING	No	Yds	Avg	LG	Bik
<i>Spurrier, Steve</i>	73	2,745	37.6	61	1
49ERS	73	2,745	37.6	61	1
OPPONENTS	70	3,063	43.8	60	0

PASSING	Att	Comp	Pct	Yds	LG	TD	Int	QB
Brodie, John	349	168	48.1	2,013	63t	11	16	57.6
Mira, George	65	35	53.8	592	58	5	3	91.3
<i>Spurrier, Steve</i>	50	23	46.0	211	21	0	7	18.4
Crow, John David	5	2	40.0	46	25	0	0	73.8
49ERS	469	228	48.6	2,862	63t	16	26	56.3
OPPONENTS	403	212	52.6	2,755	82t	19	16	73.6

1968 (7-6-1)
Dick Nolan, Coach

L	10	at Baltimore (56,864)/S-15	27
W	35	St. Louis (27,557), S-22	17
W	28	Atlanta (27,477), S-29	13
L	10	at Los Angeles Rams (69,520), O-6	24
L	14	Baltimore (32,822), O-13	42
W	26	at New York Giants (62,958), O-20	10
W	14	at Detroit (53,555), O-27	7
L	21	Cleveland (31,359), N-3	33
L	19	at Chicago (46,978), N-10	27
T	20	Los Angeles Rams (41,815), N-17	20
W	45	at Pittsburgh (21,408), N-24	28
W	27	Green Bay (47,218), D-1	20
L	20	Minnesota (29,049), D-8	30
W	14	at Atlanta (44,977), D-15	12
303			310

TEAM STATISTICS		49ers	Opp
TOTAL FIRST DOWNS		260	250
By Rushing		98	111
By Passing		141	124
By Penalties		21	15
TOTAL YARDS GAINED		4,709	4,020
By Rushing		1,784	1,706
By Passing		2,925	2,244
TOTAL PLAYS FROM SCRIMMAGE		887	896
Rushes		443	445
Average Gain Per Rush		4.0	4.0
FORWARD PASSES ATTEMPTED		417	416
Number Completed		239	291
Per Cent Completed		57.3	48.4
Sacks/Yards Lost		27/182	35/304
Passes Had Intercepted		23	20
Yards Gained Per Pass		6.5	4.9
Yards Gained Per Completion		13.0	12.7
PUNTS		68	68
Total Yardage of Punts		2,651	2,856
Average Length		39.0	42.0
KICKOFF RETURNS		60	54
Total Yards Returned		1,064	1,163
Average Length of Return		17.7	20.8
PENALTIES		90	71
Yards Penalized		794	656
FUMBLES		26	22
Own Fumbles Recovered		12	11
Opponents' Fumbles Recovered		11	14
FIELD GOALS		11	22
Field Goals Attempted		24	32
TOTAL POINTS SCORED		303	310
Touchdowns Scored		39	35
Touchdowns Rushing		11	12
Touchdowns Passing		24	19
Touchdowns Returns		4	4
Extra Points		36	34
Field Goals		11	22
Safeties		0	0

SCORING	TDs	Ru	Pa	Int	Fu	KO	Pu	PAT	FG	S	Pts
Davis, Tommy	0	0	0	0	0	0	0	26/26	9/16	0	53
McNeil, Clifton	7	0	7	0	0	0	0	0/0	0/0	0	42
Tucker, Bill	7	3	4	0	0	0	0	0/0	0/0	0	42
Willard, Ken	7	7	0	0	0	0	0	0/0	0/0	0	42
Crow, John David	5	0	5	0	0	0	0	0/0	0/0	0	30
Lewis, Gary	4	1	3	0	0	0	0	0/0	0/0	0	24
Patera, Dennis	0	0	0	0	0	0	0	8/11	2/8	0	14
Windsor, Bob	2	0	2	0	0	0	0	0/0	0/0	0	12
Witcher, Dick	2	0	1	0	1	0	0	0/0	0/0	0	12
Alexander, Kermit	1	0	0	1	0	0	0	0/0	0/0	0	6
Belk, Bill	1	0	0	1	0	0	0	0/0	0/0	0	6
Hindman, Stan	1	0	0	1	0	0	0	0/0	0/0	0	6
McFarland, Kay	1	0	1	0	0	0	0	0/0	0/0	0	6
Randle, Sonny	1	0	1	0	0	0	0	0/0	0/0	0	6
49ERS	39	11	24	3	1	0	0	36/39	11/24	0	303
OPPONENTS*	35	12	19	1	1	1	0	34/35	22/32	0	310

*had one return of a blocked FGA

Rookie Names in Italics

RUSHING	Att	Yds	Avg	LG	TD
Willard, Ken	227	967	4.3	69t	7
Lewis, Gary	141	573	4.1	22	1
Tucker, Bill	30	135	4.5	18	3
Brodie, John	18	71	3.9	15	0
Daniels, Clem	12	37	3.1	11	0
Cunningham, Doug	6	7	1.2	5	0
Mira, George	1	5	5.0	5	0
Crow, John David	4	4	1.0	3	0
Lee, Dwight	2	1	0.5	1	0
McNeil, Clifton	1	-1	-1.0	-1	0
Spurrier, Steve	1	-15	-15.0	-15	0
49ERS	443	1,784	4.0	69t	11
OPPONENTS	447	1,766	4.0	32	15

RECEIVING	No	Yds	Avg	LG	TD
McNeil, Clifton	71	994	14.0	65t	7
Witcher, Dick	39	531	13.6	59t	1
Willard, Ken	36	232	6.4	20	0
Crow, John David	31	531	17.1	54t	5
Lewis, Gary	27	244	9.0	33	3
Tucker, Bill	15	197	13.1	59t	4
Windsor, Bob	8	146	18.3	62	2
McFarland, Kay	5	140	28.0	65	1
Randle, Sonny	3	44	14.7	29t	1
Cunningham, Doug	2	25	12.5	16	0
Daniels, Clem	2	23	11.5	16	0
49ERS	239	3,107	13.0	65t	24
OPPONENTS	201	2,547	12.7	60	19

INTERCEPTIONS	No	Yds	Avg	LG	TD
Alexander, Kermit	9	155	17.2	66t	1
Randolph, Alvin	4	60	15.0	40	0
Beard, Ed	2	93	46.5	69	0
Fuller, Johnny	2	3	1.5	3	0
Hindman, Stan	1	25	25.0	25t	1
Johnson, Jimmy	1	25	25.0	25	0
Belk, Bill	1	6	6.0	6t	1
49ERS	20	367	18.4	69	3
OPPONENTS	23	390	17.0	90	1

KICKOFF RETURNS	No	Yds	Avg	LG	TD
Alexander, Kermit	20	300	15.0	35	0
Cunningham, Doug	14	286	20.4	38	0
Daniels, Clem	10	266	26.6	29	0
Tucker, Bill	5	103	20.6	30	0
Lee, Dwight	2	43	21.5	22	0
Hays, Harold	2	21	10.5	13	0
Nunley, Frank	2	0	0.0	0	0
Fuller, Johnny	1	23	23.0	23	0
Banaszek, Cas	1	15	15.0	15	0
Olerich, Dave	1	4	4.0	4	0
Hart, Tommy	1	3	3.0	3	0
Peoples, Woody	1	0	0.0	0	0
49ERS	60	1,064	17.7	38	0
OPPONENTS	56	1,163	20.8	96t	1

PUNT RETURNS	No	FC	Yds	Avg	LG	TD
Alexander, Kermit	24	13	87	3.6	26	0
Fuller, Johnny	12	8	33	2.8	9	0
49ERS	36	21	120	3.3	26	0
OPPONENTS	31	23	238	7.7	27	0

PUNTING	No	Yds	Avg	LG	Bk
Spurrier, Steve	68	2,651	39.0	54	0
49ERS	68	2,651	39.0	54	0
OPPONENTS	68	2,856	42.0	55	0

PASSING	Att	Comp	Pct	Yds	LG	TD	Int	QB
Brodie, John	404	234	57.9	3,020	65t	22	21	78.0
Mira, George	11	4	36.4	44	43t	1	1	36.2
McNeil, Clifton	2	1	50.0	43	43t	1	1	95.8
49ERS	417	239	57.3	3,107	65t	24	23	77.1
OPPONENTS	415	201	48.4	2,547	60	19	20	63.2

1969 (4-8-2)			
Dick Nolan, Coach			
L	12	at Atlanta (45,940), S-21	24
L	7	at G.B. in Milwaukee (48,184), S-28	14
T	17	Washington (35,184), O-5	17
L	21	Los Angeles Rams (45,995), O-12	27
L	7	Atlanta (28,684), O-19	21
W	24	at Baltimore (60,238), O-26	21
L	14	Detroit (35,100), N-2	26
L	30	at Los Angeles Rams (73,975), N-9	41
W	20	Baltimore (38,472), N-16	17
L	38	at New Orleans (71,448), N-23	43
T	24	at Dallas (62,348), N-27	24
W	42	Chicago (32,826), D-6	21
L	7	at Minnesota (43,028), D-14	10
W	14	Philadelphia (25,391), D-21	13
277			319

TEAM STATISTICS		49ers	Opp
TOTAL FIRST DOWNS		235	242
By Rushing		84	91
By Passing		153	128
By Penalties		16	23
TOTAL YARDS GAINED		4,694	4,175
By Rushing		1,536	1,704
By Passing		3,158	2,471
TOTAL PLAYS FROM SCRIMMAGE		914	854
Rushes		391	422
Average Gain Per Rush		3.9	4.0
FORWARD PASSES ATTEMPTED		496	402
Number Completed		278	205
Per Cent Completed		56.0	51.0
Sacks/Yards Lost	27/221		30/255
Passes Had Intercepted		26	20
Yards Gained Per Pass		6.4	5.5
Yards Gained Per Completion		11.4	12.1
PUNTS		71	65
Total Yardage of Punts		2,874	2,629
Average Length		40.5	40.4
KICKOFF RETURNS		47	43
Total Yards Returned		901	1,186
Average Length of Return		19.3	27.6
PENALTIES		85	70
Yards Penalized		845	671
FUMBLES		25	26
Own Fumbles Recovered		13	14
Opponents' Fumbles Recovered		12	12
FIELD GOALS		6	15
Field Goals Attempted		21	36
TOTAL POINTS SCORED		277	319
Touchdowns Scored		37	39
Touchdowns Rushing		13	14
Touchdowns Passing		22	22
Touchdowns Returns		2	3
Extra Points		35	38
Field Goals		6	15
Safeties		0	0

SCORING	TDs	Ru	Pa	Int	Fu	KO	Pu	PAT	FG	S	Pts
Willard, Ken	10	7	3	0	0	0	0	0/0	0/0	0	60
Thomas, Jimmy	6	1	5	0	0	0	0	0/0	0/0	0	36
Gavric, Momcilo	0	0	0	0	0	0	0	22/24	3/11	0	31
Tucker, Bill	4	2	2	0	0	0	0	0/0	0/0	0	24
Davis, Tommy	0	0	0	0	0	0	0	13/13	3/10	0	22
Cunningham, Doug	3	3	0	0	0	0	0	0/0	0/0	0	18
McNeil, Clifton	3	0	3	0	0	0	0	0/0	0/0	0	18
Washington, Gene	3	0	3	0	0	0	0	0/0	0/0	0	18
Witcher, Dick	3	0	3	0	0	0	0	0/0	0/0	0	18
Windsor, Bob	2	0	2	0	0	0	0	0/0	0/0	0	12
Kwalick, Ted	1	0	1	0	0	0	0	0/0	0/0	0	6
Lakes, Roland	1	0	0	0	1	0	0	0/0	0/0	0	6
Woitt, Johnny	1	0	0	1	0	0	0	0/0	0/0	0	6
Team	0	0	0	0	0	0	0	0/0	0/0	1	2
49ERS	37	13	22	1	1	0	0	35/37	6/21	1	277
OPPONENTS	39	14	22	1	1	1	0	38/39	15/36	1	319

Rookie Names in Italics

RUSHING	Att	Yds	Avg	LG	TD
Willard, Ken	171	557	3.3	18	7
Cunningham, Doug	147	541	3.7	33	3
Thomas, Jimmy	23	190	8.3	75t	1
Tucker, Bill	20	72	3.6	24t	2
Brodie, John	11	62	5.6	15	0
Spurrier, Steve	5	49	9.8	29	0
Windsor, Bob	5	39	7.8	13	0
Davis, Tommy	2	21	10.5	16	0
Lewis, Gary	4	5	1.3	4	0
Moore, Gene	2	4	2.0	2	0
Washington, Gene	1	-4	-4.0	-4	0
49ERS	391	1,536	3.9	75t	13
OPPONENTS	422	1,704	4.0	41	14

RECEIVING	No	Yds	Avg	LG	TD
Washington, Gene	51	711	13.9	52	3
Cunningham, Doug	51	484	9.5	58	0
Windsor, Bob	49	597	12.2	32	2
Willard, Ken	36	326	9.1	36	3
Witcher, Dick	33	435	13.2	49	3
Thomas, Jimmy	18	364	20.2	75t	5
McNeil, Clifton	17	255	15.0	80t	3
Tucker, Bill	14	104	7.4	18t	2
Johnson, Leo	4	42	10.5	14	0
Kwalick, Ted	2	32	16.0	31	1
Moore, Gene	2	28	14.0	24	0
Edwards, Earl	1	1	1.0	1	0
49ERS	278	3,379	12.2	80t	22
OPPONENTS	205	2,726	13.3	93	22

INTERCEPTIONS	No	Yds	Avg	LG	TD
Alexander, Kermit	5	39	7.8	22	0
Johnson, Jimmy	5	18	3.6	18	0
Wilcox, Dave	2	17	8.5	17	0
Taylor, Roosevelt	2	15	7.5	15	0
Randolph, Alvin	2	10	5.0	5	0
Woitt, Johnny	1	57	57.0	57t	1
Fuller, Johnny	1	31	31.0	31	0
Nunley, Frank	1	7	7.0	7	0
Krueger, Charlie	1	0	0.0	0	0
49ERS	20	194	9.7	57t	1
OPPONENTS	26	304	11.7	38	1

KICKOFF RETURNS	No	Yds	Avg	LG	TD
Smith, Noland	14	315	22.5	60	0
Cunningham, Doug	9	207	23.0	30	0
Fuller, Johnny	8	155	19.4	28	0
Lewis, Gary	5	155	31.0	34	0
Alexander, Kermit	3	47	15.7	24	0
Edwards, Earl	3	3	1.0	3	0
Taylor, Roosevelt	1	16	16.0	16	0
Wilcox, Dave	1	10	10.0	10	0
Kwalick, Ted	1	0	0.0	0	0
Sniadecki, Jim	1	0	0.0	0	0
Tucker, Bill	1	0	0.0	0	0
49ERS	47	908	19.3	60	0
OPPONENTS	43	1,186	27.6	87t	1

PUNT RETURNS	No	FC	Yds	Avg	LG	TD
Smith, Noland	10	4	46	4.6	18	0
Fuller, Johnny	5	4	12	2.4	7	0
Alexander, Kermit	4	3	-18	-4.5	0	0
Cunningham, Doug	3	11	23	7.7	14	0
49ERS	22	22	63	2.9	18	0
OPPONENTS	39	14	293	7.5	50	0

PUNTING	No	Yds	Avg	LG	BK
Kilgore, Jon	36	1,451	40.3	72	0
Davis, Tommy	23	955	41.5	55	0
Spurrier, Steve	12	468	39.0	57	0
49ERS	71	2,874	40.5	72	0
OPPONENTS	65	2,629	40.5	60	0

PASSING	Att	Comp	Pct	Yds	LG	TD	Int	QB
Brodie, John	347	194	55.9	2,405	80t	16	15	74.9
Spurrier, Steve	146	81	55.5	926	75t	5	11	54.8
Cunningham, Doug	3	3	100.0	48	31	1	0	158.3
49ERS	496	278	56.1	3,379	80t	22	26	70.1
OPPONENTS	402	205	51.0	2,726	93	22	20	70.3

1970 (10-3-1/11-4-1)
NFC West Champions
Dick Nolan, Coach

W	26	Washington (34,984), S-20	17
W	34	Cleveland (37,502), S-27	31
L	20	at Atlanta (58,850), 0-4	21
W	20	at Los Angeles Rams (77,272), 0-11	6
T	20	New Orleans (39,446), 0-18	20
W	19	Denver (39,515), 0-25	14
W	26	Green Bay (59,335), N-1	10
W	37	at Chicago (45,607), N-8	16
W	30	at Houston (43,040), N-15	20
L	7	at Detroit (56,232), N-22	28
L	13	Los Angeles Rams (59,602), N-29	30
W	24	Atlanta (41,387), D-6	20
W	38	at New Orleans (61,940), D-13	27
W	38	at Oakland Raiders (54,535), D-20	7
352			267

NFC PLAYOFF - DEC. 27
(at Bloomington, MN - Metropolitan Stadium)

W	17	Minnesota (45,103)	14
---	----	--------------------	----

NFC CHAMPIONSHIP - JAN. 3
(at San Francisco - Kezar Stadium)

L	10	Dallas (59,364)	17
---	----	-----------------	----

TEAM STATISTICS		49ers	Opp
TOTAL FIRST DOWNS		237	213
By Rushing		86	81
By Passing		125	110
By Penalties		26	22
TOTAL NET YARDS		4,503	3,972
Net Yards Rushing		1,580	1,799
Net Yards Passing		2,923	2,173
TOTAL PLAYS FROM SCRIMMAGE		862	839
Rushes		471	425
Average Gain Per Rush		3.4	4.2
FORWARD PASSES ATTEMPTED		383	384
Number Completed		226	185
Per Cent Completed		59.0	48.2
Quarterback Sacks		8	30
Yards Lost		67	261
Passes Had Intercepted		10	22
Yards Gained Per Pass		7.5	5.3
Yards Gained Per Completion		13.2	13.2
PUNTS		75	82
Total Yardage of Punts		2,877	3,309
Average Length		38.4	40.4
KICKOFF RETURNS		49	58
Total Yards Returned		967	1,362
Average Length of Return		19.7	23.5
PENALTIES		88	87
Yards Penalized		997	965
FUMBLES		24	35
Own Fumbles Recovered		9	15
Opponents' Fumbles Recovered		20	15
FIELD GOALS		21	15
Field Goals Attempted		31	24
TOTAL POINTS SCORED		352	267
Touchdowns Scored		41	32
Touchdowns Rushing		13	12
Touchdowns Passing		25	19
Touchdowns Returns		3	1
Extra Points		39	30
Field Goals		21	15
Safeties		1	0

SCORING		TDs	Ru	Pa	Int	Fu	KO	Pu	PAT	FG	S	Pts
Gossett, Bruce		0	0	0	0	0	0	0	39/41	21/31	0	102
Washington, Gene		12	0	12	0	0	0	0	0/0	0/0	0	72
Willard, Ken		10	7	3	0	0	0	0	0/0	0/0	0	60
Cunningham, Doug		3	3	0	0	0	0	0	0/0	0/0	0	18
Thomas, Jimmy		3	0	3	0	0	0	0	0/0	0/0	0	18
Brodie, John		2	2	0	0	0	0	0	0/0	0/0	0	12
Tucker, Bill		2	1	1	0	0	0	0	0/0	0/0	0	12

Rookie Names in Italics

(continued)

SCORING		TDs	Ru	Pa	Int	Fu	KO	Pu	PAT	FG	S	Pts
Windsor, Bob		2	0	2	0	0	0	0	0/0	0/0	0	12
Witcher, Dick		2	0	2	0	0	0	0	0/0	0/0	0	12
Johnson, Jimmy		1	0	0	1	0	0	0	0/0	0/0	1	8
<i>Isenbarger, John</i>		1	0	1	0	0	0	0	0/0	0/0	0	6
Kwalick, Ted		1	0	1	0	0	0	0	0/0	0/0	0	6
Phillips, Mel		1	0	0	1	0	0	0	0/0	0/0	0	6
<i>Taylor, Bruce*</i>		1	0	0	0	0	0	0	0/0	0/0	0	6
Randolph, Alvin		0	0	0	0	0	0	0	0/0	0/0	1	2
49ERS		41	13	25	2	0	0	0	39/41	21/31	2	352
OPPONENTS		32	12	19	0	1	0	0	30/32	15/24	0	267

* had one ret. of blkfd FGA

RUSHING		Att	Yds	Avg	LG	TD
Willard, Ken		236	789	3.3	20	7
Cunningham, Doug		128	443	3.5	25	3
Tucker, Bill		42	137	3.3	11	1
Thomas, Jimmy		31	89	2.9	14	0
Kwalick, Ted		3	65	21.7	45	0
<i>Isenbarger, John</i>		18	43	2.4	27	0
Brodie, John		9	29	3.2	12t	2
<i>Strong, Jim</i>		2	3	1.5	3	0
Spurrier, Steve		2	-18	-9.0	-5	0
49ERS		471	1,580	3.4	45	13
OPPONENTS		425	1,799	4.2	80t	12

RECEIVING		No	Yds	Avg	LG	TD
Washington, Gene		53	1,100	20.8	79t	12
Cunningham, Doug		35	209	6.0	29	0
Windsor, Bob		31	363	11.7	35	2
Willard, Ken		31	259	8.4	32	3
Witcher, Dick		22	288	13.1	28	2
Tucker, Bill		17	108	6.4	28t	1
<i>Thomas, Jimmy</i>		12	221	18.4	61t	3
Kwalick, Ted		10	148	14.8	26t	1
<i>Isenbarger, John</i>		8	158	19.8	61t	1
<i>Riley, Preston</i>		7	136	19.4	68	0
49ERS		226	2,990	13.2	79t	25
OPPONENTS		185	2,434	13.2	69	19

INTERCEPTIONS		No	Yds	Avg	LG	TD
<i>Taylor, Bruce</i>		3	70	23.3	70	0
Phillips, Mel		3	49	16.3	35t	1
Nunley, Frank		3	42	14.0	24	0
Taylor, Roosevelt		3	27	9.0	19	0
Vanderbundt, Skip		3	18	6.0	18	0
Wilcox, Dave		2	46	23.0	35	0
Johnson, Jimmy		2	36	18.0	36t	1
Fuller, Johnny		1	20	20.0	20	0
Hart, Tommy		1	0	0.0	0	0
Randolph, Alvin		1	0	0.0	0	0
49ERS		22	308	14.0	70	2
OPPONENTS		10	95	9.5	29	0

KICKOFF RETURNS		No	Yds	Avg	LG	TD
Tucker, Bill		25	577	23.1	43	0
<i>Taylor, Bruce</i>		12	190	15.8	25	0
Thomas, Jimmy		6	177	29.5	55	0
Beard, Ed		2	8	4.0	8	0
Fuller, Johnny		1	8	8.0	8	0
Belk, Bill		1	7	7.0	7	0
<i>Riley, Preston</i>		1	0	0.0	0	0
Windsor, Bob		1	0	0.0	0	0
49ERS		49	967	19.7	43	0
OPPONENTS		58	1,362	23.5	62	0

PUNT RETURNS		No	FC	Yds	Avg	LG	TD
<i>Taylor, Bruce</i>		43	10	516	12.0	76	0
Fuller, Johnny		4	2	29	7.3	12	0
<i>Riley, Preston</i>		1	0	5	5.0	5	0
49ERS		48	12	550	11.5	76	0
OPPONENTS		38	21	180	4.7	16	0

PUNTING		No	Yds	Avg	LG	Blk
Spurrier, Steve		75	2,877	38.4	58	0
49ERS		75	2,877	38.4	58	0
OPPONENTS		82	3,309	40.4	57	1

PASSING		Att	Comp	Pct	Yds	LG	TD	Int	QB
Brodie, John		378	223	59.0	2,941	79t	24	10	93.8
Spurrier, Steve		4	3	75.0	49	26	1	0	155.2
<i>Isenbarger, John</i>		1	0	0.0	0	0	0	0	39.6
49ERS		383	226	59.0	2,990	79t	25	10	94.7
OPPONENTS		384	185	48.2	2,434	69	19	22	61.3

1971 (9-5/10-6)
NFC West Champions
Dick Nolan, Coach

L	17	at Atlanta (56,990), S-19	20
W	38	at New Orleans (81,595), S-26	20
W	31	at Philadelphia (65,358), O-3	3
L	13	Los Angeles Rams (44,000), O-10 +	20
W	13	Chicago (44,133), O-17	0
W	26	at St. Louis (50,419), O-24	14
W	27	New England (45,092), O-31	10
W	13	at Minnesota (49,784), N-7	9
L	20	New Orleans (45,138), N-14	26
L	6	at Los Angeles Rams (80,050), N-21	17
W	24	at New York Jets (62,936), N-28	21
L	17	Kansas City (45,306), MON/D-6	26
W	24	Atlanta (44,584), D-12	3
W	31	Detroit (45,580), D-19	27
300			216
NFC PLAYOFF - DEC. 26 (at San Francisco - Candlestick Park)			
W	24	Washington (45,327)	20
NFC CHAMPIONSHIP - JAN. 2 (at Irving - Texas Stadium)			
L	3	Dallas (63,409)	14

+ -First 49ers' regular season game at Candlestick Park.

TEAM STATISTICS		49ers	Opp
TOTAL FIRST DOWNS		257	199
By Rushing		113	80
By Passing		122	96
By Penalties		22	23
TOTAL NET YARDS		4,706	3,679
Net Yards Rushing		2,129	1,668
Net Yards Passing		2,577	2,011
TOTAL PLAYS FROM SCRIMMAGE		900	787
Rushes		498	408
Average Gain Per Rush		4.3	4.1
FORWARD PASSES ATTEMPTED		391	341
Number Completed		209	152
Per Cent Completed		53.5	44.6
Quarterback Sacks		11	38
Yards Lost		111	298
Passes Had Intercepted		11	14
Yards Gained Per Pass		6.4	5.3
Yards Gained Per Completion		12.9	15.2
PUNTS		51	73
Total Yardage of Punts		1,974	2,898
Average Length		38.7	39.7
KICKOFF RETURNS		85	61
Total Yards Returned		1,653	1,467
Average Length of Return		19.5	24.1
PENALTIES		88	75
Yards Penalized		961	610
FUMBLES		33	31
Own Fumbles Recovered		15	15
Opponents' Fumbles Recovered		15	18
FIELD GOALS		23	19
Field Goals Attempted		36	33
TOTAL POINTS SCORED		300	216
Touchdowns Scored		33	23
Touchdowns Rushing		12	4
Touchdowns Passing		18	17
Touchdowns Returns		3	2
Extra Points		33	21
Field Goals		23	19
Safeties		0	0

SCORING		TDs	Ru	Pa	Int	Fu	KO	Pu	PAT	FG	S	Pts
Gossett, Bruce		0	0	0	0	0	0	0	32/32	23/36		101
Washington, Vic		7	3	4	0	0	0	0	0/0	0/0		42
Kwalick, Ted		5	0	5	0	0	0	0	0/0	0/0		30
Willard, Ken		5	4	1	0	0	0	0	0/0	0/0		30
Washington, Gene		4	0	4	0	0	0	0	0/0	0/0		24
Brodie, John		3	3	0	0	0	0	0	0/0	0/0		18

Rookie Names in Italics

(continued)

SCORING		TDs	Ru	Pa	Int	Fu	KO	Pu	PAT	FG	S	Pts
Witcher, Dick		3	0	3	0	0	0	0	0/0	0/0	0	18
Schreiber, Larry		1	0	1	0	0	0	0	1/1	0/0	0	7
Blue, Forrest		1	0	0	0	1	0	0	0/0	0/0	0	6
Cunningham, Doug		1	1	0	0	0	0	0	0/0	0/0	0	6
Hart, Tommy		1	0	0	0	1	0	0	0/0	0/0	0	6
Taylor, Bruce*		1	0	0	0	0	0	0	0/0	0/0	0	6
Thomas, Jimmy		1	1	0	0	0	0	0	0/0	0/0	0	6
49ERS		33	12	18	0	2	0	0	33/33	23/36	0	300
OPPONENTS		23	4	17	1	1	0	0	21/23	19/33	0	216

*returned blocked FGA

RUSHING		Att	Yds	Avg	LG	TD
Willard, Ken		216	855	4.0	49	4
Washington, Vic		191	811	4.3	42	3
Schreiber, Larry		34	180	5.3	23	0
Cunningham, Doug		25	98	3.9	14	1
Kwalick, Ted		6	62	10.3	28	0
Brodie, John		14	45	3.2	12	3
Thomas, Jimmy		3	36	12.0	25t	1
Isenbarger, John		5	34	6.8	22	0
Windsor, Bob		1	21	21.0	21	0
Spurrier, Steve		1	2	2.0	2	0
McCann, Jim		2	-15	-7.5	-6	0
49ERS		498	2,129	4.3	49	12
OPPONENTS		408	1,668	4.1	64t	4

RECEIVING		No	Yds	Avg	LG	TD
Kwalick, Ted		52	664	12.8	42t	5
Washington, Gene		46	884	19.2	71t	4
Washington, Vic		36	317	8.8	40	4
Willard, Ken		27	202	7.5	33	1
Cunningham, Doug		19	188	9.9	28	0
Witcher, Dick		18	250	13.9	50t	3
Schreiber, Larry		3	79	26.3	46	1
Riley, Preston		3	39	13.0	24	0
Thomas, Jimmy		3	33	11.0	14	0
Windsor, Bob		2	32	16.0	30	0
49ERS		209	2,688	12.9	71t	18
OPPONENTS		152	2,309	15.2	61t	17

INTERCEPTIONS		No	Yds	Avg	LG	TD
Taylor, Bruce		3	68	22.7	49	0
Johnson, Jimmy		3	16	5.3	10	0
Taylor, Roosevelt		3	13	4.3	13	0
Fuller, Johnny		2	57	28.5	57	0
Simpson, Mike		1	15	15.0	15	0
Vanderbundt, Skip		1	10	10.0	10	0
Nunley, Frank		1	7	7.0	7	0
49ERS		14	186	13.3	57	0
OPPONENTS		24	385	16.0	39	1

KICKOFF RETURNS		No	Yds	Avg	LG	TD
Washington, Vic		33	858	26.0	74	0
Cunningham, Doug		6	121	20.2	27	0
Windsor, Bob		4	66	16.5	25	0
Kwalick, Ted		2	9	4.5	5	0
Beard, Ed		1	21	21.0	21	0
49ERS		85	1,653	19.5	74	1
OPPONENTS		61	1,467	24.1	65	0

PUNT RETURNS		No	FC	Yds	Avg	LG	TD
Taylor, Bruce		34	10	235	6.9	38	0
Fuller, Johnny		3	2	31	10.3	13	0
Riley, Preston		1	0	2	2.0	2	0
Vanderbundt, Skip		1	0	0	0.0	0	0
49ERS		39	12	268	6.9	38	0
OPPONENTS		19	17	44	2.3	10	0

PUNTING		No	Yds	Avg	LG	Bik
McCann, Jim		49	1,897	38.7	54	1
Spurrier, Steve		2	77	38.5	40	0
49ERS		51	1,974	38.7	54	1
OPPONENTS		73	2,898	39.7	60	0

PASSING		Att	Comp	Pct	Yds	LG	TD	Int	QB
Brodie, John		387	208	53.7	2,642	71t	18	24	65.0
Spurrier, Steve		4	1	25.0	46	46	0	0	75.0
49ERS		391	209	53.5	2,688	71t	18	24	65.0
OPPONENTS		341	152	44.6	2,309	61t	17	14	67.0

1972 (8-5-1/8-6-1)

NFC West Champions

Dick Nolan, Coach

Table with 4 columns: W/L, Score, Opponent, Points. Rows include games against San Diego, Buffalo, New Orleans, Los Angeles Rams, New York Giants, Baltimore, Chicago, Dallas, Los Angeles Rams, Atlanta, and Minnesota.

353

249

NFC PLAYOFF - DEC. 23

(at San Francisco - Candlestick Park)

Single row: L 28 Dallas (59,746) 30

TEAM STATISTICS

Table comparing 49ers and Opp statistics across categories: Total First Downs, Net Yards, Total Plays, Forward Passes, Punts, Kickoff Returns, Penalties, Fumbles, Field Goals, Total Points Scored, Touchdowns, and Safeties.

SCORING

Table with 13 columns: Player, TDs, Ru, Pa, Int, Fu, KO, Pu, PAT, FG, S, Pts. Lists scorers like Gossett, Washington, Kwalick, Willard, Schreiber, Vanderbundt, Brodie, Isenbarger, and Riley.

Rookie Names in Italics

(continued)

SCORING

Table with 13 columns: Player, TDs, Ru, Pa, Int, Fu, KO, Pu, PAT, FG, S, Pts. Lists scorers like Simpson, Thomas, Witcher, and 49ERS totals.

RUSHING

Table with 6 columns: Player, Att, Yds, Avg, LG, TD. Lists rushers like Washington, Schreiber, Willard, Thomas, Spurrier, Cunningham, Reed, Kwalick, Isenbarger, Brodie, and 49ERS totals.

RECEIVING

Table with 6 columns: Player, No, Yds, Avg, LG, TD. Lists receivers like Washington, Kwalick, Schreiber, Willard, Thomas, Riley, Isenbarger, Witcher, and 49ERS totals.

INTERCEPTIONS

Table with 6 columns: Player, No, Yds, Avg, LG, TD. Lists interception artists like Johnson, Wilcox, Vanderbundt, Simpson, Taylor, Nunley, Beard, Fuller, Hall, Hart, and Phillips.

KICKOFF RETURNS

Table with 6 columns: Player, No, Yds, Avg, LG, TD. Lists kickoff returners like Washington, McGill, Schreiber, Hoskins, Beard, and Nunley.

PUNT RETURNS

Table with 6 columns: Player, No, FC, Yds, Avg, LG, TD. Lists punt returners like McGill, Taylor, Fuller, and 49ERS totals.

PUNTING

Table with 6 columns: Player, No, Yds, Avg, LG, Blk. Lists punter McCann and 49ERS totals.

PASSING

Table with 9 columns: Player, Att, Comp, Pct, Yds, LG, TD, Int, QB. Lists passers like Spurrier, Brodie, Isenbarger, and 49ERS totals.

1973 (5-9)
Dick Nolan, Coach

L	13	at Miami (68,275), S-16	21
W	36	at Denver (50,966), S-23	34
L	20	Los Angeles Rams (57,487), S-30	40
W	13	at Atlanta (58,850), O-7	9
L	13	Minnesota (56,438), O-14	17
W	40	New Orleans (52,881), O-21	0
L	3	Atlanta (56,825), O-28	17
L	20	at Detroit (49,531), N-4	30
L	9	at Washington (54,381), N-11	33
L	13	at Los Angeles Rams (78,358), N-18	31
W	20	Green Bay (49,244), MON/N-26	6
W	38	Philadelphia (51,155), D-2	28
L	10	at New Orleans (62,490), D-9	16
L	14	Pittsburgh (52,752), D-15	37
262			319

TEAM STATISTICS		49ers	Opp
TOTAL FIRST DOWNS		251	242
By Rushing		97	112
By Passing		127	115
By Penalties		27	15
TOTAL NET YARDS		4,224	4,329
Net Yards Rushing		1,743	1,963
Net Yards Passing		2,481	2,366
TOTAL PLAYS FROM SCRIMMAGE		915	928
Rushes		422	513
Average Gain Per Rush		4.1	3.8
FORWARD PASSES ATTEMPTED		466	383
Number Completed		233	194
Per Cent Completed		50.0	50.7
Quarterback Sacks		27	32
Yards Lost		164	225
Passes Had Intercepted		25	17
Avg. Net Passing per Game		177.2	169.0
PUNTS		79	72
Total Yardage of Punts		3,455	2,977
Average Length		43.7	41.4
KICKOFF RETURNS		63	52
Total Yards Returned		1,301	1,151
Average Length of Return		20.7	22.1
PENALTIES		93	77
Yards Penalized		903	754
FUMBLES		32	23
Own Fumbles Recovered		18	8
Opponents' Fumbles Recovered		15	14
FIELD GOALS		26	31
Field Goals Attempted		33	45
TOTAL POINTS SCORED		262	319
Touchdowns Scored		26	32
Touchdowns Rushing		15	11
Touchdowns Passing		9	19
Touchdowns Returns		2	2
Extra Points		26	32
Field Goals		26	31
Safeties		1	1

SCORING												
	TDs	Ru	Pa	Int	Fu	KO	Pu	PAT	FG	S	Pts	
Gossett, Bruce	0	0	0	0	0	0	0	26/26	26/33	0	104	
Washington, Vic	8	8	0	0	0	0	0	0/0	0/0	0	48	
Kwalick, Ted	5	0	5	0	0	0	0	0/0	0/0	0	30	
Hall, Windlan	2	0	0	0	1	0	1*	0/0	0/0	0	12	
Spurrier, Steve	2	2	0	0	0	0	0	0/0	0/0	0	12	
Washington, Gene	2	0	2	0	0	0	0	0/0	0/0	0	12	
Willard, Ken	2	1	1	0	0	0	0	0/0	0/0	0	12	
Abramowicz, Dan	1	0	1	0	0	0	0	0/0	0/0	0	6	
Atkins, David	1	1	0	0	0	0	0	0/0	0/0	0	6	
Brodie, John	1	1	0	0	0	0	0	0/0	0/0	0	6	
Cunningham, Doug	1	1	0	0	0	0	0	0/0	0/0	0	6	
Thomas, Jimmy	1	1	0	0	0	0	0	0/0	0/0	0	6	
Hardman, Cedrick	0	0	0	0	0	0	0	0/0	0/0	1	2	
49ERS	26	15	9	0	1	0	0	26/26	26/33	1	262	
OPPONENTS	32	11	19	1	0	1	0	32/32	31/45	1	319	

*recovered blocked punt
Rookie Names in Italics

RUSHING					
	Att	Yds	Avg	LG	TD
Washington, Vic	151	534	3.5	25	8
Willard, Ken	83	366	4.4	33	1
Thomas, Jimmy	56	259	4.6	16	1
Cunningham, Doug	44	165	3.8	12	1
Schreiber, Larry	42	163	3.9	13	0
Reed, Joe	15	85	7.0	20	0
Wittum, Tom	1	63	63.0	63	0
Kwalick, Ted	5	37	7.4	20	0
Spurrier, Steve	9	32	3.6	12	2
Atkins, Dave	4	19	4.8	8	1
Brodie, John	5	16	3.2	14	1
Jackson, Randy	6	10	1.7	5	0
Isenbarger, John	1	-6	-6.0	-6	0
49ERS	422	1,743	4.1	63	15
OPPONENTS	513	1,963	3.8	37	11

RECEIVING					
	No	Yds	Avg	LG	TD
Kwalick, Ted	47	729	15.5	48	5
Washington, Gene	37	606	16.4	58	2
Abramowicz, Dan	35	442	12.6	54	1
Washington, Vic	33	238	7.2	20	0
Willard, Ken	22	160	7.3	26	1
Thomas, Jimmy	19	157	8.3	66	0
Cunningham, Doug	15	118	7.9	23	0
Schreiber, Larry	12	98	8.2	31	0
Isenbarger, John	10	67	6.7	18	0
Jackson, Randy	1	20	20.0	20	0
Witcher, Dick	1	13	13.0	13	0
Atkins, Dave	1	-3	-3.0	-3	0
49ERS	233	2,645	11.4	66	9
OPPONENTS	194	2,591	13.4	57t	19

INTERCEPTIONS					
	No	Yds	Avg	LG	TD
Taylor, Bruce	6	30	5.0	22	0
Johnson, Jimmy	4	46	11.5	30	0
Wilcox, Dave	2	14	7.0	10	0
Nunley, Frank	1	13	13.0	13	0
Phillips, Mel	1	13	13.0	13	0
Sniadecki, Jim	1	11	11.0	11	0
Vanderbundt, Skip	1	7	7.0	7	0
Hall, Windlan	1	0	0.0	0	0
49ERS	17	134	7.9	30	0
OPPONENTS	25	379	15.2	71t	1

KICKOFF RETURNS					
	No	Yds	Avg	LG	TD
Washington, Vic	24	549	22.9	38	0
McGill, Ralph	17	374	22.0	43	0
Cunningham, Doug	8	173	21.6	35	0
Thomas, Jimmy	5	81	16.2	23	0
Atkins, Dave	3	93	31.0	54	0
Olerich, Dave	2	17	8.5	12	0
Hall, Windlan	1	14	14.0	14	0
Simpson, Mike	1	0	0.0	0	0
Sniadecki, Jim	1	0	0.0	0	0
Willard, Ken	1	0	0.0	0	0
49ERS	63	1,301	20.7	54	0
OPPONENTS	52	1,151	22.1	93t	1

PUNT RETURNS						
	No	FC	Yds	Avg	LG	TD
Taylor, Bruce	15	6	207	13.8	61	0
McGill, Ralph	22	1	186	8.5	54	0
Simpson, Mike	0	4	0	0.0	0	0
49ERS	37	11	393	10.6	61	0
OPPONENTS	46	7	367	8.0	43	0

PUNTING					
	No	Yds	Avg	LG	Bik
Wittum, Tom	79	3,455	43.7	62	0
49ERS	79	3,455	43.7	62	0
OPPONENTS	72	2,977	41.4	66	1

PASSING									
	Att	Comp	Pct	Yds	LG	TD	Int	QB	
Spurrier, Steve	157	83	52.9	882	58	4	7	59.5	
Brodie, John	194	98	50.5	1,126	66	3	12	47.7	
Reed, Joe	114	51	44.7	589	38	2	6	43.0	
Isenbarger, John	1	1	100.0	48	48	0	0	118.8	
49ERS	466	233	50.0	2,645	66	9	25	51.5	
OPPONENTS	383	194	50.7	2,591	57t	19	17	70.5	

1974 (6-8)
Dick Nolan, Coach

W	17	at New Orleans (65,071), S-15	13
W	16	at Atlanta (47,686), S-22	10
L	3	Cincinnati (49,895), S-29	21
L	9	St. Louis (47,675), O-6	34
L	13	at Detroit (45,199), MON/O-14	17
L	14	at Los Angeles Rams (74,070), O-20	37
L	24	Oakland Raiders (58,524), O-27	35
L	13	Los Angeles Rams (57,526), MON/N-4	15
L	14	at Dallas (50,018), N-10	20
W	34	at Chicago (42,731), N-17	0
W	27	Atlanta (45,435), N-24	0
L	0	at Cleveland (24,559), D-1	7
W	7	Green Bay (45,475), D-8	6
W	35	New Orleans (40,418), D-15	21
226			236

TEAM STATISTICS		49ers	Opp
TOTAL FIRST DOWNS		227	232
By Rushing		101	113
By Passing		104	101
By Penalties		22	18
TOTAL NET YARDS		3,988	3,964
Net Yards Rushing		1,981	2,033
Net Yards Passing		2,007	1,931
TOTAL PLAYS FROM SCRIMMAGE		873	870
Rushes		477	503
Average Gain Per Rush		4.2	4.0
FORWARD PASSES ATTEMPTED		361	339
Number Completed		170	178
Per Cent Completed		47.1	52.5
Quarterback Sacks		34	28
Yards Lost		267	247
Passes Had Intercepted		28	20
Avg. Net Passing per Game		143.4	137.9
PUNTS		70	74
Total Yardage of Punts		2,856	2,922
Average Length		40.8	39.5
KICKOFF RETURNS		51	51
Total Yards Returned		1,144	1,099
Average Length of Return		22.4	21.6
PENALTIES		63	85
Yards Penalized		606	830
FUMBLES		31	38
Own Fumbles Recovered		17	18
Opponents' Fumbles Recovered		20	14
FIELD GOALS		11	12
Field Goals Attempted		24	19
TOTAL POINTS SCORED		226	236
Touchdowns Scored		28	29
Touchdowns Rushing		10	13
Touchdowns Passing		15	14
Touchdowns Returns		3	2
Extra Points		25	26
Field Goals		11	12
Safeties		0	0

SCORING		TDs	Ru	Pa	Int	Fu	KO	Pu	PAT	FG	S	Pts
Gossett, Bruce		0	0	0	0	0	0	0	25/27	11/24	0	58
Washington, Gene		6	0	6	0	0	0	0	0/0	0/0	0	36
Schreiber, Larry		4	3	1	0	0	0	0	0/0	0/0	0	24
Beasley, Terry		3	0	3	0	0	0	0	0/0	0/0	0	18
Williams, Delvin		3	3	0	0	0	0	0	0/0	0/0	0	18
Jackson, Wilbur		2	0	2	0	0	0	0	0/0	0/0	0	12
Johnson, Sammy		2	2	0	0	0	0	0	0/0	0/0	0	12
Kwalick, Ted		2	0	2	0	0	0	0	0/0	0/0	0	12
Moore, Manfred		2	1	0	0	0	0	1	0/0	0/0	0	12
Abramowicz, Dan		1	0	1	0	0	0	0	0/0	0/0	0	6
Belk, Bill		1	0	0	0	1	0	0	0/0	0/0	0	6
Owen, Tom		1	1	0	0	0	0	0	0/0	0/0	0	6
Wilcox, Dave		1	0	0	1	0	0	0	0/0	0/0	0	6
49ERS		28	10	15	1	1	0	1	25/27	11/24	0	226
OPPONENTS		29	13	14	1	1	0	0	26/29	12/19	0	236

Rookie Names in Italics

RUSHING		Att	Yds	Avg	LG	TD
Jackson, Wilbur		174	705	4.1	64	0
Schreiber, Larry		174	634	3.6	21	3
Johnson, Sammy		44	237	5.4	32	2
Williams, Delvin		36	201	5.6	71t	3
Reed, Joe		16	107	6.7	27	0
Owen, Tom		16	36	2.3	7	1
Snead, Norm		1	25	25.0	25	0
Moore, Manfred		10	24	2.4	8	1
Wittum, Tom		1	13	13.0	13	0
Washington, Gene		2	4	2.0	7	0
Morrison, Dennis		1	0	0.0	0	0
Mitchell, Tom		1	-2	-2.0	-2	0
Beasley, Terry		1	-3	-3.0	-3	0
49ERS		477	1,981	4.2	71t	10
OPPONENTS		503	2,033	4.0	33	13

RECEIVING		No	Yds	Avg	LG	TD
Schreiber, Larry		30	217	7.2	16	1
Washington, Gene		29	615	21.2	58t	6
Abramowicz, Dan		25	369	14.8	30	1
Jackson, Wilbur		23	190	8.3	31	2
Mitchell, Tom		19	262	13.8	25	0
Beasley, Terry		17	253	14.9	68t	3
Kwalick, Ted		13	231	17.8	36	2
Johnson, Sammy		11	106	9.6	23	0
Moore, Manfred		2	29	14.5	26	0
Williams, Delvin		1	9	9.0	9	0
49ERS		170	2,281	13.4	68t	15
OPPONENTS		178	2,178	12.2	64t	14

INTERCEPTIONS		No	Yds	Avg	LG	TD
McGill, Ralph		5	71	14.2	45	0
Nunley, Frank		4	30	7.5	20	0
Johnson, Jimmy		3	50	16.7	37	0
Holmes, Mike		3	26	8.7	14	0
Vanderbunt, Skip		2	22	11.0	18	0
Phillips, Mel		1	27	27.0	27	0
Wilcox, Dave		1	21	21.0	21t	1
Taylor, Bruce		1	0	0.0	0	0
49ERS		20	247	12.4	45	1
OPPONENTS		28	409	14.6	55	1

KICKOFF RETURNS		No	Yds	Avg	LG	TD
Holmes, Mike		25	612	24.5	57	0
Moore, Manfred		18	398	22.1	51	0
Jackson, Wilbur		5	103	20.6	30	0
Johnson, Sammy		2	31	15.5	17	0
West, Robert		1	0	0.0	0	0
49ERS		51	1,144	22.4	57	0
OPPONENTS		51	1,099	21.6	59	0

PUNT RETURNS		No	FC	Yds	Avg	LG	TD
McGill, Ralph		20	3	166	8.3	47	0
Moore, Manfred		5	0	149	29.8	88t	1
Holmes, Mike		9	0	45	5.0	22	0
Taylor, Bruce		10	2	38	3.8	21	0
49ERS		44	5	398	9.1	88t	1
OPPONENTS		46	2	491	10.7	45	0

PUNTING		No	Yds	Avg	LG	Blk
Wittum, Tom		68	2,800	41.2	67	1
Gossett, Bruce		2	56	28.0	31	0
49ERS		70	2,856	40.8	67	1
OPPONENTS		74	2,922	39.5	61	0

PASSING		Att	Comp	Pct	Yds	LG	TD	Int	QB
Owen, Tom		184	88	47.8	1,327	68t	10	15	56.1
Morrison, Dennis		51	21	41.2	227	26	1	5	21.9
Reed, Joe		74	29	39.2	316	58t	2	7	22.1
Snead, Norm		48	30	62.5	368	39t	2	1	91.3
Abramowicz, Dan		1	1	100.0	41	41	0	0	118.8
Spurrier, Steve		3	1	33.3	2	2	0	0	42.4
49ERS		361	170	47.1	2,281	68t	15	28	49.2
OPPONENTS		339	178	52.5	2,178	64t	14	20	61.8

1975 (5-9)
Dick Nolan, Coach

L	17	at Minnesota (48,418), S-21	27
L	14	Los Angeles Rams (55,072), S-28	23
W	20	at Kansas City (54,490), O-5	3
L	3	Atlanta (43,719), O-12	17
W	35	New Orleans (39,654), O-19	21
L	16	at New England (60,358), O-26	24
L	17	Detroit (42,683), N-2	28
W	24	at Los Angeles Rams (78,995), N-9	23
W	31	Chicago (41,319), N-16	3
W	16	at New Orleans (40,328), N-23	6
L	17	at Philadelphia (56,694), N-30	27
L	13	Houston (43,767), D-7	27
L	9	at Atlanta (38,501), D-14	31
L	23	New York Giants (33,939), D-21	26
255			286

TEAM STATISTICS	49ers	Opp
TOTAL FIRST DOWNS	240	253
By Rushing	86	102
By Passing	133	130
By Penalties	21	21
TOTAL NET YARDS	4,158	4,026
Net Yards Rushing	1,598	1,829
Net Yards Passing	2,560	2,197
TOTAL PLAYS FROM SCRIMMAGE	905	969
Rushes	422	518
Average Gain Per Rush	3.8	3.5
FORWARD PASSES ATTEMPTED	450	411
Number Completed	234	228
Per Cent Completed	52.0	55.5
Quarterback Sacks	33	40
Yards Lost	246	324
Passes Had Intercepted	19	11
Avg. Net Passing per Game	114.1	156.9
PUNTS	67	84
Total Yardage of Punts	2,804	3,536
Average Length	41.9	42.1
KICKOFF RETURNS	60	48
Total Yards Returned	1,372	1,061
Average Length of Return	22.9	22.1
PENALTIES	89	86
Yards Penalized	693	702
FUMBLES	44	34
Own Fumbles Recovered	19	18
Opponents' Fumbles Recovered	16	25
FIELD GOALS	14	17
Field Goals Attempted	28	22
TOTAL POINTS SCORED	255	286
Touchdowns Scored	31	34
Touchdowns Rushing	12	14
Touchdowns Passing	15	15
Touchdowns Returns	4	5
Extra Points	27	31
Field Goals	14	17
Safeties	0	0

SCORING	TDs	Ru	Pa	Int	Fu	KO	Pu	PAT	FG	S	Pts
Mike-Mayer, Steve	0	0	0	0	0	0	0	27/31	14/28	0	69
Washington, Gene	9	0	9	0	0	0	0	0/0	0/0	0	54
Schreiber, Larry	6	5	1	0	0	0	0	0/0	0/0	0	36
Williams, Delvin	4	3	1	0	0	0	0	0/0	0/0	0	24
Johnson, Sammy	3	3	0	0	0	0	0	0/0	0/0	0	18
Mitchell, Tom	3	0	3	0	0	0	0	0/0	0/0	0	18
Allen, Nate	1	0	0	1	0	0	0	0/0	0/0	0	6
Hart, Tommy	1	0	0	0	1	0	0	0/0	0/0	0	6
Holmes, Mike	1	0	1	0	0	0	0	0/0	0/0	0	6
McGill, Ralph	1	0	0	0	1	0	0	0/0	0/0	0	6
Snead, Norm	1	1	0	0	0	0	0	0/0	0/0	0	6
Washington, Dave*	1	0	0	0	0	0	1	0/0	0/0	0	6
49ERS	31	12	15	1	2	0	1	27/31	14/28	0	255
OPPONENTS	34	14	15	0	4	0	1	31/34	17/22	0	286

*returned blocked punt
Rookie Names in Italics

RUSHING	Att	Yds	Avg	LG	TD
Williams, Delvin	117	631	5.4	52	3
Schreiber, Larry	134	337	2.5	15	5
Jackson, Wilbur	78	303	3.9	44	0
Johnson, Sammy	55	185	3.4	26t	3
Spurrier, Steve	15	91	6.7	14	0
Snead, Norm	9	30	3.3	10	1
Johnson, Kermit	4	25	6.3	19	0
Moore, Manfred	3	10	3.3	4	0
Beasley, Terry	1	5	5.0	5	0
Owen, Tom	1	1	1.0	1	0
Hayes, Bob	2	-2	-1.0	-1	0
Holmes, Mike	1	-4	-4.0	-4	0
Washington, Gene	1	-4	-4.0	-4	0
Wittum, Tom	1	-10	-10.0	-10	0
49ERS	422	1,598	3.8	52	12
OPPONENTS	518	1,829	3.5	26t	14

RECEIVING	No	Yds	Avg	LG	TD
Washington, Gene	44	735	16.7	68t	9
Schreiber, Larry	40	289	7.2	20	1
Williams, Delvin	34	370	10.9	30	1
Mitchell, Tom	25	366	14.6	60t	3
Johnson, Sammy	23	177	7.7	20	0
Beasley, Terry	20	297	14.9	28	0
Jackson, Wilbur	17	128	7.5	20	0
Holmes, Mike	16	220	13.8	25	1
Hayes, Bob	6	119	19.8	36	0
Larson, Bill	5	64	12.8	24	0
Wittum, Tom	2	29	14.5	18	0
Moore, Manfred	1	11	11.0	11	0
Fahnhorst, Keith	1	1	1.0	1	0
49ERS	234	2,806	12.0	68t	15
OPPONENTS	228	2,521	11.1	65t	15

INTERCEPTIONS	No	Yds	Avg	LG	TD
Taylor, Bruce	3	29	9.7	15	0
Vanderbundt, Skip	2	36	18.0	21	0
Johnson, Jimmy	2	0	0.0	0	0
Allen, Nate	1	37	37.0	37t	1
McGill, Ralph	1	27	27.0	27	0
Nunley, Frank	1	6	6.0	6	0
Phillips, Mel	1	3	3.0	3	0
49ERS	11	138	12.6	37t	1
OPPONENTS	19	212	11.2	74	0

KICKOFF RETURNS	No	Yds	Avg	LG	TD
Moore, Manfred	26	650	25.0	52	0
Johnson, Sammy	17	400	23.5	41	0
Johnson, Kermit	6	135	22.5	27	0
Baker, Wayne	4	45	11.3	15	0
Holmes, Mike	2	59	29.5	44	0
Hart, Jeff	2	28	14.0	14	0
Williams, Delvin	1	24	24.0	24	0
Hall, Windlan	1	18	18.0	18	0
Fahnhorst, Keith	1	13	13.0	13	0
49ERS	60	1,372	22.9	52	0
OPPONENTS	48	1,061	22.1	50	0

PUNT RETURNS	No	FC	Yds	Avg	LG	TD
Taylor, Bruce	16	1	166	10.4	66	0
Moore, Manfred	16	0	160	10.0	17	0
McGill, Ralph	31	0	290	9.4	34	0
49ERS	63	1	616	9.8	66	0
OPPONENTS	43	1	490	11.4	76	0

PUNTING	No	Yds	Avg	LG	Bk
Wittum, Tom	67	2,804	41.9	64	3
49ERS	67	2,804	41.9	64	3
OPPONENTS	84	3,536	42.1	56	3

PASSING	Att	Comp	Pct	Yds	LG	TD	Int	QB
Snead, Norm	189	108	57.1	1,337	60t	9	10	73.0
Spurrier, Steve	207	102	49.3	1,151	68t	5	7	60.3
Owens, Tom	51	24	47.1	318	24	1	2	57.5
Johnson, Sammy	2	0	0.0	0	0	0	0	39.6
Washington, Gene	1	0	0.0	0	0	0	0	39.6
49ERS	450	234	52.0	2,806	68t	15	19	64.9
OPPONENTS	411	228	55.5	2,521	63t	15	11	74.9

1976 (8-6)
Monte Clark, Coach

W	26	at Green Bay (54,628), S-12	14
L	12	Chicago (44,158), S-19	19
W	37	at Seattle (59,108), S-26	21
W	17	New York Jets (42,961), O-3	6
W	16	at Los Angeles Rams (84,483), MON O-11	0
W	33	New Orleans (43,160), O-17	3
W	15	Atlanta (50,240), SUN O-23	0
L	20	at St. Louis (50,365), O-31	(OT) 23
L	21	Washington (56,134), N-7	24
L	16	at Atlanta (20,058), N-14	21
L	3	Los Angeles Rams (57,909), N-21	23
W	20	Minnesota (56,775), MON N-29	16
L	7	at San Diego (33,539), D-5	(OT) 13
W	27	at New Orleans (42,536), D-12	7
270			190

TEAM STATISTICS		49ers	Opp
TOTAL FIRST DOWNS		242	218
By Rushing		131	94
By Passing		91	102
By Penalties		20	22
TOTAL NET YARDS		4,085	3,562
Net Yards Rushing		2,447	1,786
Net Yards Passing		1,638	1,776
TOTAL PLAYS FROM SCRIMMAGE		916	922
Rushes		576	487
Average Gain Per Rush		4.3	3.7
FORWARD PASSES ATTEMPTED		306	374
Number Completed		155	180
Per Cent Completed		50.7	48.1
Quarterback Sacks		34	61
Yards Lost		325	573
Passes Had Intercepted		21	9
Avg. Net Passing per Game		117.0	126.9
PUNTS		91	108
Total Yardage of Punts		3,634	4,327
Average Length		39.9	40.1
KICKOFF RETURNS		38	46
Total Yards Returned		777	924
Average Length of Return		20.5	20.1
PENALTIES		102	94
Yards Penalized		848	906
FUMBLES		30	37
Own Fumbles Recovered		18	21
Opponents' Fumbles Recovered		16	12
FIELD GOALS		16	6
Field Goals Attempted		28	21
TOTAL POINTS SCORED		270	190
Touchdowns Scored		32	25
Touchdowns Rushing		14	10
Touchdowns Passing		15	13
Touchdowns Returns		3	2
Extra Points		26	20
Field Goals		16	6
Safeties		2	1

SCORING	TDs	Ru	Pa	Int	Fu	KO	Pu	PAT	FG	S	Pts
Mike-Mayer, Steve	0	0	0	0	0	0	0	26/30	16/28	0	74
Williams, Delvin	9	7	2	0	0	0	0	0/0	0/0	0	54
Washington, Gene	6	0	6	0	0	0	0	0/0	0/0	0	36
McGee, Willie	4	0	4	0	0	0	0	0/0	0/0	0	24
<i>Bull, Scott</i>	2	2	0	0	0	0	0	0/0	0/0	0	12
Jackson, Wilbur	2	1	1	0	0	0	0	0/0	0/0	0	12
Johnson, Sammy	2	2	0	0	0	0	0	0/0	0/0	0	12
Elam, Cleveland	1	0	0	0	1	0	0	0/0	0/0	0	6
<i>Ferrell, Bob</i>	1	1	0	0	0	0	0	0/0	0/0	0	6
<i>Hofer, Paul</i>	1	0	1	0	0	0	0	0/0	0/0	0	6
Johnson, Kermit	1	1	0	0	0	0	0	0/0	0/0	0	6
<i>Leonard, Anthony</i>	1	0	0	0	0	0	1	0/0	0/0	0	6
McGill, Ralph	1	0	0	0	0	0	1	0/0	0/0	0	6
Mitchell, Tom	1	0	1	0	0	0	0	0/0	0/0	0	6
Hart, Tommy	0	0	0	0	0	0	0	0/0	0/0	1	2
Team	0	0	0	0	0	0	0	0/0	0/0	1	2
49ERS	32	14	15	0	1	0	2	26/30	16/28	2	270
OPPONENTS	25	10	13	2	0	0	0	20/24	6/21	1	190

Rookie Names in Italics

RUSHING	Att	Yds	Avg	LG	TD
Williams, Delvin	248	1,203	4.9	80t	7
Jackson, Wilbur	200	792	4.0	24	1
Johnson, Kermit	32	99	3.1	16	1
Plunkett, Jim	19	95	5.0	12	0
<i>Hofer, Paul</i>	18	74	4.1	17	0
Bull, Scott	15	66	4.4	18	2
Johnson, Sammy	24	52	2.2	12	2
<i>Ferrell, Bob</i>	9	28	3.1	11	1
Domres, Marty	4	18	4.5	8	0
Lash, Jim	3	5	1.7	8	0
McGee, Willie	3	12	4.0	19	0
Washington, Gene	1	3	3.0	3	0
49ERS	576	2,447	4.3	80t	14
OPPONENTS	487	1,786	3.7	29	10

RECEIVING	No	Yds	Avg	LG	TD
Washington, Gene	33	457	13.8	55t	6
Jackson, Wilbur	33	324	9.8	32	1
Williams, Delvin	27	283	10.5	85t	2
Mitchell, Tom	20	240	12.0	27	1
McGee, Willie	13	269	20.7	52t	4
Lash, Jim	13	190	14.6	43	0
Johnson, Sammy	5	52	10.4	24	0
<i>Hofer, Paul</i>	4	45	11.3	13t	1
<i>Harrison, Ken</i>	3	65	21.7	41	0
Johnson, Kermit	1	11	11.0	11	0
Obradovich, Jim	1	11	11.0	11	0
<i>Ferrell, Bob</i>	1	9	9.0	9	0
<i>Rivera, Steve</i>	1	7	7.0	7	0
49ERS	155	1,963	12.7	85t	15
OPPONENTS	180	2,349	13.1	77t	13

INTERCEPTIONS	No	Yds	Avg	LG	TD
<i>Rhodes, Bruce</i>	3	42	14.0	30	0
Phillips, Mel	2	14	7.0	14	0
Vanderbundt, Skip	2	8	4.0	8	0
Johnson, Jimmy	1	17	17.0	17	0
Nunley, Frank	1	12	12.0	12	0
49ERS	9	93	10.3	30	0
OPPONENTS	21	253	12.1	43	2

KICKOFF RETURNS	No	Yds	Avg	LG	TD
<i>Leonard, Anthony</i>	26	553	21.3	39	0
<i>Hofer, Paul</i>	5	91	18.2	23	0
Johnson, Kermit	4	114	28.5	40	0
Mitchell, Tom	2	7	3.5	7	0
<i>Ferrell, Bob</i>	1	12	12.0	12	0
49ERS	38	777	20.5	40	0
OPPONENTS	46	924	20.1	38	0

PUNT RETURNS	No	FC	Yds	Avg	LG	TD
<i>Rhodes, Bruce</i>	16	2	142	8.9	22	0
<i>Leonard, Anthony</i>	35	5	293	8.4	60t	1
McGill, Ralph	10	1	103	10.3	50	1
Taylor, Bruce	3	1	16	5.3	11	0
<i>Rivera, Steve</i>	1	0	3	3.0	3	0
49ERS	65	9	557	8.6	60t	2
OPPONENTS	52	2	351	6.8	25	0

PUNTING	No	Yds	Avg	LG	Bik
Wittum, Tom	89	3,634	40.8	68	2
49ERS	89	3,634	40.8	68	2
OPPONENTS	108	4,327	40.1	72	1

PASSING	Att	Comp	Pct	Yds	LG	TD	Int	QB
Plunkett, Jim	243	126	51.9	1,592	85t	13	16	63.0
Domres, Marty	14	7	50.0	101	41	0	1	44.0
<i>Bull, Scott</i>	48	21	43.8	252	30	2	4	36.6
Williams, Delvin	1	1	100.0	18	18	0	0	118.8
49ERS	306	155	50.7	1,963	85t	15	21	58.8
OPPONENTS	374	180	48.1	2,249	77t	13	9	68.8

1977 (5-9)
Ken Meyer, Coach

L	0	at Pittsburgh (48,046), MON/S –19	27
L	15	Miami (40,503), S –25	19
L	14	at Los Angeles Rams (55,466), O –2	34
L	0	Atlanta (38,009), O –9	7
L	17	at New York Giants (70,366), O –16	20
W	28	Detroit (39,392), O –23	7
W	20	Tampa Bay (34,750), O –30	10
W	10	at Atlanta (46,577), N –6	3
W	10	at New Orleans (41,564), N –13	(OT) 7
L	10	Los Angeles Rams (56,779), N –20	23
W	20	New Orleans (33,702), N –27	17
L	27	at Minnesota (40,745), D –4	28
L	35	Dallas (55,848), MON/D –12	42
L	14	at G.B. in Milwaukee (44,902), D –18	16
220			260

TEAM STATISTICS		49ers	Opp
TOTAL FIRST DOWNS		219	221
By Rushing		126	107
By Passing		81	94
By Penalties		12	20
TOTAL NET YARDS		3,594	3,457
Net Yards Rushing		2,086	1,869
Net Yards Passing		1,508	1,588
TOTAL PLAYS FROM SCRIMMAGE		877	863
Rushes		564	551
Average Gain Per Rush		3.7	3.4
FORWARD PASSES ATTEMPTED		277	270
Number Completed		136	139
Per Cent Completed		49.1	51.5
Quarterback Sacks		36	42
Yards Lost		289	360
Passes Had Intercepted		17	8
Avg. Net Passing per Game		107.7	113.4
PUNTS		80	86
Total Yardage of Punts		2,801	3,228
Average Length		35.0	37.5
KICKOFF RETURNS		49	48
Total Yards Returned		1,174	1,025
Average Length of Return		24.0	21.4
PENALTIES		99	96
Yards Penalized		830	820
FUMBLES		27	21
Own Fumbles Recovered		19	11
Opponents' Fumbles Recovered		10	8
FIELD GOALS		11	13
Field Goals Attempted		19	22
TOTAL POINTS SCORED		220	260
Touchdowns Scored		27	32
Touchdowns Rushing		16	16
Touchdowns Passing		9	14
Touchdowns Returns		2	2
Extra Points		25	29
Field Goals		11	13
Safeties		0	0

SCORING		TDs	Ru	Pa	Int	Fu	KO	Pu	PAT	FG	S	Pts
Williams, Delvin		9	7	2	0	0	0	0	0/0	0/0	0	54
Wersching, Ray		0	0	0	0	0	0	0	23/23	10/17	0	53
Jackson, Wilbur		7	7	0	0	0	0	0	0/0	0/0	0	42
Washington, Gene		5	0	5	0	0	0	0	0/0	0/0	0	30
Baldassin, Mike		1	0	0	0	0	0	1*	0/0	0/0	0	6
Ferrell, Bob		1	1	0	0	0	0	0	0/0	0/0	0	6
Harrison, Kenny		1	0	1	0	0	0	0	0/0	0/0	0	6
Plunkett, Jim		1	1	0	0	0	0	0	0/0	0/0	0	6
Seal, Paul		1	0	1	0	0	0	0	0/0	0/0	0	6
Williams, Dave		1	0	0	0	0	1	0	0/0	0/0	0	6
Wittum, Tom		0	0	0	0	0	0	0	2/4	1/2	0	5
49ERS		27	16	9	0	0	1	1	25/27	11/19	0	220
OPPONENTS		32	16	14	1	0	1	0	29/32	13/22	0	260

*recovered blocked punt
Rookie Names in Italics

RUSHING		Att	Yds	Avg	LG	TD
Williams, Delvin		268	931	3.5	40	7
Jackson, Wilbur		179	780	4.4	80	7
Ferrell, Bob		41	160	3.9	12	1
Hofer, Paul		34	106	3.1	10	0
Plunkett, Jim		28	71	2.5	9	1
Bull, Scott		5	20	4.0	8	0
Harrison, Kenny		6	15	2.5	15	0
Williams, Dave		2	6	3.0	6	0
McGee, Willie		1	-3	-3.0	-3	0
49ERS		564	2,086	3.7	80	16
OPPONENTS		551	1,869	3.4	42t	16

RECEIVING		No	Yds	Avg	LG	TD
Washington, Gene		32	638	19.9	47t	5
Jackson, Wilbur		22	169	7.7	24	0
Williams, Dave		20	179	9.0	17	2
Mitchell, Tom		19	226	11.9	31	0
Harrison, Ken		15	217	14.5	46	1
Seal, Paul		13	230	17.7	47t	1
Hofer, Paul		5	46	9.2	16	0
Lash, Jim		3	22	7.3	16	0
McGee, Willie		2	27	13.5	14	0
Obradovich, Jim		2	16	8.0	11	0
Ferrell, Bob		2	12	6.0	7	0
Cline, Tony		1	15	15.0	15	0
49ERS		136	1,797	13.2	47t	9
OPPONENTS		139	1,948	14.0	73t	14

INTERCEPTIONS		No	Yds	Avg	LG	TD
Washington, Dave		2	68	34.0	50	0
Phillips, Mel		2	23	11.5	23	0
McGill, Ralph		1	30	30.0	30	0
Harper, Willie		1	6	6.0	6	0
Vanderbundt, Skip		1	6	6.0	6	0
Leonard, Anthony		1	0	0.0	0	0
49ERS		8	133	16.6	50	0
OPPONENTS		17	298	17.5	42	1

KICKOFF RETURNS		No	Yds	Avg	LG	TD
Hofer, Paul		36	871	24.2	48	0
Williams, Delvin		4	122	30.5	80t	1
Jennings, Rick		3	60	20.0	24	0
Ferrell, Bob		3	35	11.7	17	0
Leonard, Anthony		1	68	68.0	68	0
Obradovich, Jim		1	9	9.0	9	0
Williams, Dave		1	9	9.0	9	0
49ERS		49	1,174	24.0	80t	1
OPPONENTS		48	1,025	21.4	92t	1

PUNT RETURNS		No	FC	Yds	Avg	LG	TD
Leonard, Anthony		22	2	154	7.0	19	0
Black, Stan		13	1	38	2.9	11	0
Jennings, Rick		7	1	32	4.6	13	0
Rivera, Steve		3	0	7	2.3	3	0
Williams, Dave		1	0	60	60.0	60	0
Elia, Bruce		1	0	1	1.0	1	0
Baldassin, Mike		1	1	0	0.0	0	0
49ERS		48	5	292	6.1	60	0
OPPONENTS		47	6	444	9.5	63	0

PUNTING		No	Yds	Avg	LG	Bik
Wittum, Tom		77	2,801	36.4	54	3
49ERS		77	2,801	36.4	54	3
OPPONENTS		86	3,228	37.5	62	1

PASSING		Att	Comp	Pct	Yds	LG	TD	Int	QB
Plunkett, Jim		248	128	51.6	1,693	47t	9	14	62.1
Bull, Scott		24	7	29.2	89	26	0	2	7.8
Wittum, Tom		3	1	33.3	15	15	0	0	50.7
Harrison, Kenny		1	0	0.0	0	0	0	0	39.6
Williams, Delvin		1	0	0.0	0	0	0	1	39.6
49ERS		277	136	49.1	1,797	47t	9	17	55.3
OPPONENTS		270	139	51.5	1,948	73t	14	8	80.0

1978 (2-14)

Coach*

Table with columns for game number, date, location, score, and result. Includes games at Cleveland, Chicago, Houston, New York Giants, Cincinnati, Los Angeles Rams, New Orleans, Atlanta, Washington, Atlanta, St. Louis, Los Angeles Rams, Pittsburgh, New Orleans, Tampa Bay, and Detroit.

219 350

* Pete McCulley was fired after 9 games and Fred O'Connor was appointed his successor.

TEAM STATISTICS

Table comparing 49ers and Opponent statistics across various categories: Total First Downs, Total Yards Gained, Total Plays from Scrimmage, Net Yards Passing, Punts, Kickoff Returns, Penalties, Fumbles, Field Goals, and Total Points Scored.

SCORING table with columns: Player, TDs, Ru, Pa, Int, Fu, KO, Pu, PAT, FG, S, Pts. Lists players like Werschling, Hofer, Simpson, Solomon, Boykin, Seal, Boyd, Bull, DeBerg, Ferrell, Leonard, MacAfee, Steptoe, Williams, and totals for 49ERS and OPPONENTS.

*returned blocked punt

Rookie Names in Italics

RUSHING table with columns: Player, Att, Yds, Avg, LG, TD. Lists players like Simpson, Ferrell, Hofer, Boykin, Bull, Solomon, DeBerg, Williams, Carr, Elia, Jones, and totals for 49ERS and OPPONENTS.

RECEIVING table with columns: Player, No, Yds, Avg, LG, TD. Lists players like Solomon, MacAfee, Seal, Simpson, Boykin, Harrison, Ferrell, Hofer, LeCount, Williams, Boyd, Steptoe, Jones, and totals for 49ERS and OPPONENTS.

INTERCEPTIONS table with columns: Player, No, Yds, Avg, LG, TD. Lists players like Crist, Leonard, Lewis, Odom, Roberson, Bunz, Nichols, and totals for 49ERS and OPPONENTS.

KICKOFF RETURNS table with columns: Player, No, Yds, Avg, LG, TD. Lists players like Williams, Hofer, LeCount, Hughes, Nichols, Boykin, Walker, Downing, Ferrell, Quillan, and totals for 49ERS and OPPONENTS.

PUNT RETURNS table with columns: Player, No, FC, Yds, Avg, LG, TD. Lists players like Steptoe, Jones, Solomon, Shumann, Leonard, Roberson, and totals for 49ERS and OPPONENTS.

PUNTING table with columns: Player, No, Yds, Avg, TB, I-20, LG, Bk. Lists players like Connell and totals for 49ERS and OPPONENTS.

PASSING table with columns: Player, Att, Comp, Pct, Yds, LG, TD, Int, QB. Lists players like DeBerg, Bull, Solomon, Threadgill, and totals for 49ERS and OPPONENTS.

1979 (2-14)			
Bill Walsh, Coach			
L	22	at Minnesota (46,539), S-2	28
L	13	Dallas (56,728), S-9	21
L	24	at Los Angeles Rams (44,303), S-16	27
L	21	New Orleans (39,727), S-23	30
L	9	at San Diego (50,893), S-30	31
L	24	Seattle (44,592), O-7	35
L	16	at New York Giants (70,352), O-14	32
W	20	Atlanta (33,952), O-21	15
L	27	Chicago (42,773), O-28	28
L	10	at Oakland Raiders (52,764), N-4	23
L	20	at New Orleans (65,551), N-11	31
L	28	Denver (42,910), N-18	38
L	20	Los Angeles Rams (49,282), N-25	26
L	10	at St. Louis (41,593), D-2	13
W	23	Tampa Bay (44,506), D-9	7
L	21	at Atlanta (37,211), D-16	31
308			416

TEAM STATISTICS	49ers	Opp
TOTAL FIRST DOWNS	336	326
By Rushing	120	136
By Passing	200	160
By Penalties	16	30
TOTAL YARDS GAINED	5,573	5,393
By Rushing	1,932	2,213
By Passing	3,641	3,180
TOTAL PLAYS FROM SCRIMMAGE	1,099	1,014
Rushes	480	544
Average Gain Per Rush	4.0	4.1
NET YARDS PASSING	3,641	3,180
Passes Attempted	602	441
Passes Completed	361	262
Percent Completed	60.0	59.4
Had Intercepted	21	15
Times Sacked	17	29
Lost Attempting to Pass	119	227
PUNTS	72	74
Total Yardage of Punts	2,626	2,817
Average Length	36.5	38.1
KICKOFF RETURNS	75	68
Total Yards Returned	1,538	1,367
Average Length of Return	20.5	20.1
PENALTIES	95	119
Yards Penalized	853	858
FUMBLES	37	33
Own Fumbles Recovered	19	15
Opponents' Fumbles Recovered	18	18
FIELD GOALS	20	14
Field Goals Attempted	24	17
TOTAL POINTS SCORED	308	416
Touchdowns Scored	36	54
Touchdowns Rushing	17	24
Touchdowns Passing	18	25
Touchdown Returns	1	5
Extra Points	32	46
Safeties	0	2

SCORING	TDs	Ru	Pa	Int	Fu	KO	Pu	PAT	FG	S	Pts
Wersching, Ray	0	0	0	0	0	0	0	32/35	20/24	0	92
Hofer, Paul	9	7	2	0	0	0	0	0/0	0/0	0	54
Solomon, Freddie	8	1	7	0	0	0	0	0/0	0/0	0	48
MacAfee, Ken	4	0	4	0	0	0	0	0/0	0/0	0	24
Shumann, Mike	4	0	4	0	0	0	0	0/0	0/0	0	24
Elliott, Lenvil	3	3	0	0	0	0	0	0/0	0/0	0	18
Simpson, O.J.	3	3	0	0	0	0	0	0/0	0/0	0	18
Jackson, Wilbur	2	2	0	0	0	0	0	0/0	0/0	0	12
Bruer, Bob	1	0	1	0	0	0	0	0/0	0/0	0	6
Francis, Phil	1	1	0	0	0	0	0	0/0	0/0	0	6
Owens, James	1	0	0	0	0	1	0	0/0	0/0	0	6
+ Montana, Joe	0	0	0	0	0	0	0	0/1	0/0	0	0
49ERS	36	17	18	0	0	1	0	32/36	20/24	0	308
OPPONENTS**	54	24	25	1	2	0	1*	46/54	14/17	2	416

*returned blocked punt **had one return of a blocked FGA

+ incomplete pass on PAT attempt

Rookie Names in Italics

RUSHING	Att	Yds	Avg	LG	TD
Hofer, Paul	123	615	5.0	47	7
Simpson, O.J.	120	460	3.8	22	3
Jackson, Wilbur	114	375	3.3	16	2
Elliott, Lenvil	33	135	4.1	12	3
Francis, Phil	31	118	3.8	16	1
Solomon, Freddie	6	85	14.2	56t	1
Owens, James	8	52	6.5	19	0
Ferrell, Bob	8	33	4.1	8	0
Hogan, Mike	9	31	3.4	6	0
Montana, Joe	3	22	7.3	13	0
DeBerg, Steve	17	10	0.6	8	0
Melville, Dan	3	0	0.0	0	0
Bruer, Bob	5	-4	-0.8	6	0
49ERS	480	1,932	4.0	56t	17
OPPONENTS	544	2,213	4.1	38	24

RECEIVING	No	Yds	Avg	LG	TD
Hofer, Paul	58	662	11.4	44	2
Solomon, Freddie	57	807	14.2	44t	7
Jackson, Wilbur	53	422	8.0	34	0
Shumann, Mike	39	452	11.6	39	4
Francis, Phil	32	198	6.2	19	0
Bruer, Bob	26	254	9.8	19	1
MacAfee, Ken	24	266	11.1	50	4
Elliott, Lenvil	23	197	8.6	30	0
Clark, Dwight	18	232	12.9	30	0
Owens, James	10	121	12.1	17	0
Hogan, Mike	9	65	7.2	17	0
Simpson, O.J.	7	46	6.6	14	0
Seal, Paul	3	34	11.3	14	0
Ferrell, Bob	2	4	2.0	3	0
49ERS	361	3,760	10.4	50	18
OPPONENTS	262	3,407	13.0	85	25

INTERCEPTIONS	No	Yds	Avg	LG	TD
Hicks, Dwight	5	57	11.4	29	0
Williams, Gerard	4	38	9.5	22	0
Cornelius, Charles	3	54	18.0	54	0
Gray, Tim	1	20	20.0	20	0
Bunz, Dan	1	2	2.0	2	0
Morgan, Melvin	1	0	0.0	13	0
49ERS	15	171	11.4	54	0
OPPONENTS	21	355	16.9	91t	2

KICKOFF RETURNS	No	Yds	Avg	LG	TD
Owens, James	41	1,002	24.4	85t	1
Elliott, Lenvil	9	170	18.9	33	0
Hofer, Paul	8	124	15.5	23	0
Francis, Phil	7	103	14.7	23	0
Ferrell, Bob	6	78	13.0	18	0
Hicks, Dwight	2	36	18.0	19	0
Bruer, Bob	1	20	20.0	20	0
Barrett, Jean	1	5	5.0	5	0
49ERS	75	1,538	20.5	85t	1
OPPONENTS	68	1,367	20.1	70	0

PUNT RETURNS	No	FC	Yds	Avg	LG	TD
Solomon, Freddie	23	2	142	6.2	14	0
Hicks, Dwight	13	3	120	9.2	33	0
Dungy, Tony	8	3	52	6.5	11	0
49ERS	44	8	314	7.1	33	0
OPPONENTS	37	7	262	7.1	44	0

PUNTING	No	Yds	Avg	TB	I-20	LG	Bik
Melville, Dan	71	2,626	37.0	10	15	53	1
49ERS	71	2,626	37.0	10	15	53	1
OPPONENTS	74	2,817	38.1	6	14	63	0

PASSING	Att	Comp	Pct	Yds	LG	TD	Int	QB
DeBerg, Steve	578	347	60.0	3,652	50	17	21	73.1
Montana, Joe	23	13	56.5	96	18	1	0	81.1
Solomon, Freddie	1	1	100.0	12	12	0	0	116.7
49ERS	602	361	60.0	3,760	50	18	21	73.5
OPPONENTS	441	262	59.4	3,407	85	25	15	88.5

1980 (6-10)
Bill Walsh, Coach

W	26	at New Orleans (58,621), S-7	23
W	24	St. Louis (49,999), S-14	(OT) 21
W	37	at New York Jets (50,608), S-21	27
L	17	Atlanta (56,518), S-28	20
L	26	at Los Angeles Rams (62,188), O-5	48
L	14	at Dallas (63,399), O-12	59
L	17	Los Angeles Rams (55,360), O-19	31
L	23	Tampa Bay (51,925), O-26	24
L	13	at Detroit (78,845), N-2	17
L	16	at G.B. in Milwaukee (54,475), N-9	23
L	13	at Miami (45,135), N-16	17
W	12	New York Giants (38,574), N-23	0
W	21	New England (45,254), N-30	17
W	38	New Orleans (37,949), D-7	(OT) 35
L	10	at Atlanta (55,767), D-14	35
L	13	Buffalo (37,476), D-21	18
320			415

TEAM STATISTICS		49ers	Opp
TOTAL FIRST DOWNS		298	341
By Rushing		105	137
By Passing		171	185
By Penalties		22	19
TOTAL YARDS GAINED		5,320	5,969
By Rushing		1,743	2,218
By Passing		3,577	3,751
TOTAL PLAYS FROM SCRIMMAGE		1,042	556
Rushes		415	556
Average Gain Per Rush		4.2	4.0
NET YARDS PASSING		3,577	3,751
Passes Attempted		597	495
Passes Completed		363	327
Percent Completed		60.8	66.1
Had Intercepted		26	17
Times Sacked		30	31
Lost Attempting to Pass		222	207
PUNTS		77	67
Total Yardage of Punts		3,152	2,560
Average Length		40.9	38.2
KICKOFF RETURNS		75	58
Total Yards Returned		1,385	1,203
Average Length of Return		18.5	20.7
PENALTIES		109	92
Yards Penalized		933	286
FUMBLES		39	34
Own Fumbles Recovered		25	17
Opponents' Fumbles Recovered		17	14
FIELD GOALS		15	17
Field Goals Attempted		19	26
TOTAL POINTS SCORED		320	415
Touchdowns Scored		40	52
Touchdowns Rushing		10	20
Touchdowns Passing		27	29
Touchdown Returns		3	3
Extra Points		33	50
Safeties		1	1

SCORING		TDs	Ru	Pa	Int	Fu	KO	Pu	PAT	FG	S	Pts
Wersching, Ray		0	0	0	0	0	0	0	33/39	15/19	0	78
Solomon, Freddie		10	0	8	0	0	0	2	0/0	0/0	0	60
<i>Cooper, Earl</i>		9	5	4	0	0	0	0	0/0	0/0	0	54
Clark, Dwight		8	0	8	0	0	0	0	0/0	0/0	0	48
Elliott, Lenvil		3	2	1	0	0	0	0	0/0	0/0	0	18
Hofer, Paul		3	1	2	0	0	0	0	0/0	0/0	0	18
Montana, Joe		2	2	0	0	0	0	0	0/0	0/0	0	12
Ramson, Eason		2	0	2	0	0	0	0	0/0	0/0	0	12
Young, Charle		2	0	2	0	0	0	0	0/0	0/0	0	12
Owens, James		1	0	0	0	0	1	0	0/0	0/0	0	6
<i>Stuckey, Jim</i>		0	0	0	0	0	0	0	0/0	0/0	1	2
49ERS		40	10	27	0	0	1	2	33/39	15/19	1	320
OPPONENTS		52	20	29	2	1	0	0	50/52	17/26	0	415

Rookie Names in Italics

RUSHING		Att	Yds	Avg	LG	TD
<i>Cooper, Earl</i>		171	720	4.2	47	5
Elliott, Lenvil		76	341	4.5	20	2
Hofer, Paul		60	293	4.9	26t	1
Woods, Don		50	229	4.6	23	0
Montana, Joe		32	77	2.4	11	2
Solomon, Freddie		8	56	7.0	11	0
Francis, Phil		7	36	5.1	14	0
DeBerg, Steve		6	4	0.7	7	0
Patton, Ricky		1	1	1.0	1	0
Ramson, Eason		2	-2	-1.0	4	0
Miller, Jim		2	-12	-6.0	0	0
49ERS		415	1,743	4.2	47	10
OPPONENTS		556	2,218	4.0	48	20

RECEIVING		No	Yds	Avg	LG	TD
<i>Cooper, Earl</i>		83	567	6.8	66t	4
Clark, Dwight		82	991	12.1	71t	8
Solomon Freddie		48	658	13.7	93t	8
Hofer, Paul		41	467	11.4	28	2
Young, Charle		29	325	11.2	41	2
Elliott, Lenvil		27	285	10.6	45t	1
Ramson, Eason		21	179	8.5	22	2
Woods, Don		20	171	8.6	23	0
Owens, James		9	133	14.8	29	0
Francis, Phil		3	23	7.7	15	0
49ERS		363	3,799	10.5	93t	27
OPPONENTS		327	3,958	12.1	81t	29

INTERCEPTIONS		No	Yds	Avg	LG	TD
Hicks, Dwight		4	73	18.3	44	0
<i>Churchman, Ricky</i>		4	7	1.8	7	0
<i>Leopold, Bobby</i>		2	23	11.5	13	0
<i>Turner, Keena</i>		2	15	7.5	11	0
Williams, Gerard		1	28	28.0	28	0
Rhodes, Ray		1	25	25.0	25	0
Johnson, Charles		1	15	15.0	15	0
<i>Puki, Craig</i>		1	0	0.0	0	0
Tautolo, Terry		1	0	0.0	0	0
49ERS		17	186	10.9	44	0
OPPONENTS		26	319	12.3	48	2

KICKOFF RETURNS		No	Yds	Avg	LG	TD
Owens, James		31	726	23.4	101t	1
Elliott, Lenvil		18	321	17.8	32	0
Anderson, Terry		6	104	17.3	22	0
Solomon, Freddie		5	60	12.0	32	0
Francis, Phil		4	61	15.3	32	0
Patton, Ricky		4	43	10.8	19	0
Johnson, Charles		2	10	5.0	22	0
Ramson, Eason		1	18	1.8	18	0
Tautolo, Terry		1	16	16.0	16	0
Young, Charle		1	14	14.0	14	0
Hughes, Ernie		1	10	10.0	10	0
Hofer, Paul		1	2	2.0	2	0
49ERS		75	1,385	18.5	101t	1
OPPONENTS		58	1,203	20.7	52	0

PUNT RETURNS		No	FC	Yds	Avg	LG	TD
Solomon, Freddie		27	3	298	11.0	57t	2
Hicks, Dwight		12	3	58	4.8	10	0
Robinson, Jimmy		3	0	36	12.0	21	0
<i>Churchman, Ricky</i>		2	0	16	8.0	13	0
Ferrell, Bob		1	0	1	1.0	1	0
49ERS		45	6	409	9.1	57t	2
OPPONENTS		48	11	530	11.0	43	0

PUNTING		No	Yds	Avg	TB	I-20	LG	Bik
<i>Miller, Jim</i>		77	3,152	40.9	5	11	65	0
49ERS		77	3,152	40.9	5	11	65	0
OPPONENTS		67	2,560	38.2	6	10	64	0

PASSING		Att	Comp	Pct	Yds	LG	TD	Int	QB
Montana, Joe		273	176	64.5	1,795	71t	15	9	87.8
DeBerg, Steve		321	186	57.9	1,998	93t	12	17	66.7
Solomon, Freddie		1	0	0.0	0	0	0	0	39.6
Woods, Don		2	1	50.0	6	6	0	0	56.3
49ERS		597	363	60.8	3,799	93t	27	26	76.2
OPPONENTS		495	327	66.1	3,958	81t	29	17	95.7

1981 (13-3/16-3)
NFC West Champions – World Champions
Bill Walsh, Coach

L	17	at Detroit (62,123), S–6	24
W	28	Chicago (49,520), S–13	17
L	17	at Atlanta (56,653), S–20	34
W	21	New Orleans (44,433), S–27	14
W	30	at Washington (51,843), O–4	17
W	45	Dallas (57,574), O–11	14
W	13	at G.B. in Milwaukee (50,171), O–18	3
W	20	Los Angeles Rams (59,190), O–25	17
W	17	at Pittsburgh (52,878), N–1	14
W	17	Atlanta (59,127), N–8	14
L	12	Cleveland (52,445), N–15	15
W	33	at Los Angeles Rams (63,456), N–22	31
W	17	New York Giants (57,186), N–29	10
W	21	at Cincinnati (56,796), D–6	3
W	28	Houston (55,707), D–13	6
W	21	at New Orleans (43,639), D–20	17
357			250
NFC PLAYOFF - JAN. 3			
W	38	(at San Francisco – Candlestick Park) New York Giants (58,360)	24
NFC CHAMPIONSHIP - JAN. 10			
W	28	(at San Francisco – Candlestick Park) Dallas (60,525)	27
SUPER BOWL XVI - JAN. 24			
W	26	(at Pontiac, Michigan – Silverdome) Cincinnati (81,270)	21

TEAM STATISTICS		49ers	Opp
TOTAL FIRST DOWNS		317	280
By Rushing		110	113
By Passing		183	144
By Penalties		24	23
TOTAL YARDS GAINED		5,484	4,763
By Rushing		1,941	1,918
By Passing		3,543	2,845
TOTAL PLAYS FROM SCRIMMAGE		1,106	1,014
Rushes		560	464
Average Gain Per Rush		3.5	4.1
NET YARDS PASSING		3,543	2,845
Passes Attempted		517	514
Passes Completed		328	273
Percent Completed		63.4	53.1
Had Intercepted		13	27
Times Sacked		29	36
Lost Attempting to Pass		223	290
PUNTS		93	83
Total Yardage of Punts		3,858	3,433
Average Length		41.5	41.4
KICKOFF RETURNS		45	67
Total Yards Returned		909	1,389
Average Length of Return		20.2	20.7
PENALTIES		92	108
Yards Penalized		752	866
FUMBLES		26	36
Own Fumbles Recovered		14	15
Opponents' Fumbles Recovered		21	12
FIELD GOALS		19	13
Field Goals Attempted		29	23
TOTAL POINTS SCORED		357	250
Touchdowns Scored		43	30
Touchdowns Rushing		17	10
Touchdowns Passing		20	16
Touchdown Returns		6	4
Extra Points		42	29
Safeties		0	1

SCORING	TDs	Ru	Pa	Int	Fu	KO	Pu	PAT	FG	S	Pts
Wersching, Ray	0	0	0	0	0	0	0	30/30	17/23	0	81
Solomon, Freddie	8	0	8	0	0	0	0	0/0	0/0	0	48
Davis, Johnny	7	7	0	0	0	0	0	0/0	0/0	0	42
Patton, Ricky	5	4	1	0	0	0	0	0/0	0/0	0	30
Young, Charlie	5	0	5	0	0	0	0	0/0	0/0	0	30
Clark, Dwight	4	0	4	0	0	0	0	0/0	0/0	0	24
Bahr, Matt	0	0	0	0	0	0	0	12/12	2/6	0	18
Lott, Ronnie	3	0	0	3	0	0	0	0/0	0/0	0	18
Hicks, Dwight	2	0	0	1	1	0	0	0/0	0/0	0	12
Lawrence, Amos	2	1	0	0	0	1	0	0/0	0/0	0	12

Rookie Names in Italics

(continued)

SCORING											
	TDs	Ru	Pa	Int	Fu	KO	Pu	PAT	FG	S	Pts
Montana, Joe	2	2	0	0	0	0	0	0/0	0/0	0	12
Cooper, Earl	1	1	0	0	0	0	0	0/0	0/0	0	6
<i>Easley, Walt</i>	1	1	0	0	0	0	0	0/0	0/0	0	6
Hofer, Paul	1	1	0	0	0	0	0	0/0	0/0	0	6
<i>Ring, Bill</i>	1	0	1	0	0	0	0	0/0	0/0	0	6
<i>Wilson, Mike</i>	1	0	1	0	0	0	0	0/0	0/0	0	6
49ERS	43	17	20	4	1	1	0	42/42	19/29	0	357
OPPONENTS											
	TDs	Ru	Pa	Int	Fu	KO	Pu	PAT	FG	S	Pts
49ERS	30	10	16	2	1	0	1	29/30	13/23	0	250
RUSHING											
	Att	Yds	Avg	LG	TD						
Patton, Ricky	152	543	3.6	28	4						
Cooper, Earl	98	330	3.4	23	1						
Davis, Johnny	94	297	3.2	14	7						
<i>Easley, Walt</i>	76	224	2.9	9	1						
Hofer, Paul	60	193	3.2	12	1						
<i>Ring, Bill</i>	22	106	4.8	16	0						
Montana, Joe	25	95	3.8	20t	2						
<i>Lawrence, Amos</i>	13	48	3.7	14	1						
Solomon, Freddie	9	43	4.8	16	0						
Clark, Dwight	3	32	10.7	18	0						
Elliott, Lenvil	7	29	4.1	9	0						
Benjamin, Guy	1	1	1.0	1	0						
49ERS	560	1,941	3.5	28	17						
OPPONENTS	464	1,918	4.1	29	10						
RECEIVING											
	No	Yds	Avg	LG	TD						
Clark, Dwight	85	1,105	13.0	78t	4						
Solomon, Freddie	59	969	16.4	60t	8						
Cooper, Earl	51	477	9.4	50	0						
Young, Charlie	37	400	10.8	29	5						
Hofer, Paul	27	244	9.0	22	0						
Patton, Ricky	27	195	7.2	31t	1						
<i>Wilson, Michael</i>	9	125	13.9	27t	1						
<i>Easley, Walt</i>	9	62	6.9	21	0						
Elliott, Lenvil	7	81	11.6	19	0						
Ramson, Eason	4	45	11.3	16	0						
<i>Ring, Bill</i>	3	28	9.3	21	1						
Shumann, Mike	3	21	7.0	8	0						
<i>Lawrence, Amos</i>	3	10	3.3	5	0						
Davis, Johnny	3	-1	-0.3	3	0						
Peets, Brian	1	5	5.0	5	0						
49ERS	328	3,766	11.5	78t	20						
OPPONENTS	273	3,135	11.5	67t	16						
INTERCEPTIONS											
	No	Yds	Avg	LG	TD						
Hicks, Dwight	9	239	26.6	72	1						
<i>Lott, Ronnie</i>	7	117	16.7	41t	3						
<i>Williamson, Carlton</i>	4	44	11.0	28	0						
<i>Wright, Eric</i>	3	26	8.7	26	0						
<i>McCull, Milt</i>	1	22	22.0	22	0						
Reynolds, Jack	1	0	0.0	0	0						
Martin, Saladin	1	0	0.0	0	0						
Turner, Keena	1	0	0.0	0	0						
49ERS	27	448	16.6	72	4						
OPPONENTS	13	297	22.9	101t	2						
KICKOFF RETURNS											
	No	Yds	Avg	LG	TD						
<i>Lawrence, Amos</i>	17	437	25.7	92t	1						
<i>Ring, Bill</i>	10	217	21.7	29	0						
<i>Lott, Ronnie</i>	7	111	15.9	20	0						
<i>Wilson, Mike</i>	4	67	16.8	22	0						
<i>Jones, Arrington</i>	3	43	14.3	22	0						
Hicks, Dwight	1	22	22.0	22	0						
Ramson, Eason	1	12	12.0	12	0						
Patton, Ricky	1	0	0.0	0	0						
Davis, Johnny	1	0	0.0	0	0						
49ERS	45	909	20.2	92t	1						
OPPONENTS	67	1,389	20.7	55	0						
PUNT RETURNS											
	No	FC	Yds	Avg	LG	TD					
Solomon, Freddie	29	6	173	6.0	19	0					
Hicks, Dwight	19	4	171	9.0	39	0					
49ERS	48	10	344	7.2	39	0					
OPPONENTS	57	8	664	11.7	58t	1					
PUNTING											
	No	Yds	Avg	TB	I-20	LG	Blk				
Miller, Jim	93	3,858	41.5	15	14	65	0				
49ERS	93	3,858	41.5	15	14	65	0				
OPPONENTS	83	3,433	41.4	5	17	66	0				
PASSING											
	Att	Comp	Pct	Yds	LG	TD	Int	QB			
Montana, Joe	488	311	63.7	3,565	78t	19	12	88.4			
Benjamin, Guy	26	15	57.7	171	27	1	1	74.4			
<i>Easley, Walt</i>	1	1	100.0	5	5	0	0	87.5			
Solomon, Freddie	1	1	100.0	25	25	0	0	118.8			
Clark, Dwight	1	0	0.0	0	0	0	0	39.6			
49ERS	517	328	63.4	3,766	78t	20	13	87.7			
OPPONENTS	514	273	53.1	3,135	67	16	27	60.2			

1982 (3-6)			
Bill Walsh, Coach			
L	17	Los Angeles Raiders (59,748), S-12	23
L	21	at Denver (73,899), S-19	24
W	31	at St. Louis (38,064), N-21	20
L	20	New Orleans (51,611), N-28	23
W	30	at Los Angeles Rams (58,574), THU/D-2	24
L	37	San Diego (51,988), SAT/D-11	41
L	7	Atlanta (53,234), SUN/D-19	17
W	26	at Kansas City (24,319), D-26	13
L	20	Los Angeles Rams (54,256), J-2	21
209			206

TEAM STATISTICS		49ers	Opp
TOTAL FIRST DOWNS		183	170
By Rushing		49	71
By Passing		121	88
By Penalties		13	11
TOTAL YARDS GAINED		3,242	3,035
By Rushing		740	1,199
By Passing		2,502	1,836
TOTAL PLAYS FROM SCRIMMAGE		587	596
Rushes		219	303
Average Gain Per Rush		3.4	4.0
NET YARDS PASSING		2,502	1,836
Passes Attempted		348	278
Passes Completed		215	158
Percent Completed		61.8	56.8
Had Intercepted		11	9
Times Sacked		20	15
Lost Attempting to Pass		166	113
PUNTS		45	50
Total Yardage of Punts		1,676	2,134
Average Length		37.2	42.7
KICKOFF RETURNS		36	40
Total Yards Returned		742	847
Average Length of Return		20.6	21.4
PENALTIES		45	58
Yards Penalized		451	542
FUMBLES		17	14
Own Fumbles Recovered		7	4
Opponents' Fumbles Recovered		10	10
FIELD GOALS		12	13
Field Goals Attempted		17	19
TOTAL POINTS SCORED		209	206
Touchdowns Scored		25	24
Touchdowns Rushing		6	9
Touchdowns Passing		17	14
Touchdown Returns		2	1
Extra Points		23	23
Safeties		0	0
AVG. TIME OF POSSESSION		28:31	31:29

SCORING	TDs	Ru	Pa	Int	Fu	KO	Pu	PAT	FG	S	Pts
Wersching, Ray	0	0	0	0	0	0	0	23/25	12/17	0	59
Moore, Jeff	8	4	4	0	0	0	0	0/0	0/0	0	48
Clark, Dwight	5	0	5	0	0	0	0	0/0	0/0	0	30
Solomon, Freddie	3	0	3	0	0	0	0	0/0	0/0	0	18
Francis, Russ	2	0	2	0	0	0	0	0/0	0/0	0	12
Cooper, Earl	1	0	1	0	0	0	0	0/0	0/0	0	6
Lott, Ronnie	1	0	0	1	0	0	0	0/0	0/0	0	6
McLemore, Dana	1	0	0	0	0	0	1	0/0	0/0	0	6
Montana, Joe	1	1	0	0	0	0	0	0/0	0/0	0	6
Nehemiah, Renaldo	1	0	1	0	0	0	0	0/0	0/0	0	6
Ring, Bill	1	1	0	0	0	0	0	0/0	0/0	0	6
Wilson, Mike	1	0	1	0	0	0	0	0/0	0/0	0	6
49ERS	25	6	17	1	0	0	1	23/25	12/17	0	209
OPPONENTS	24	9	14	0	0	0	1	23/24	13/19	0	206

Rookie Names in Italics

RUSHING	Att	Yds	Avg	LG	TD
Moore, Jeff	85	281	3.3	19	4
Ring, Bill	48	183	3.8	11	1
Montana, Joe	30	118	3.9	21	1
Cooper, Earl	24	77	3.2	9	0
Williams, Vince	20	68	3.4	12	0
Easley, Walt	5	11	2.2	5	0
Lawrence, Amos	5	7	1.4	4	0
Nehemiah, Renaldo	1	-1	-1.0	-1	0
Solomon, Freddie	1	-4	-4.0	-4	0
49ERS	219	740	3.4	21	6
OPPONENTS	303	1,199	4.0	54	9

RECEIVING	No	Yds	Avg	LG	TD
Clark, Dwight	60	913	15.2	51	5
Moore, Jeff	37	405	11.0	55	4
Francis, Russ	23	278	12.1	26	2
Young, Charle	22	189	8.6	30	0
Solomon, Freddie	19	323	17.0	46t	3
Cooper, Earl	19	153	8.1	20	1
Ring, Bill	13	94	7.2	15	0
Nehemiah, Renaldo	8	161	20.1	55	1
Wilson, Mike	6	80	13.3	27	1
Williams, Vince	4	33	8.3	13	0
Ramson, Eason	2	27	13.5	21	0
Lawrence, Amos	2	12	6.0	6	0
49ERS	215	2,668	12.4	55	17
OPPONENTS	158	1,949	12.3	46	14

INTERCEPTIONS	No	Yds	Avg	LG	TD
Hicks, Dwight	3	5	1.7	3	0
Lott, Ronnie	2	95	47.5	83t	1
Wright, Eric	1	31	31.0	31	0
Horn, Bob	1	19	19.0	19	0
Reynolds, Jack	1	0	0.0	0	0
Harper, Willie	1	0	0.0	0	0
49ERS	9	150	16.7	83t	1
OPPONENTS	11	130	11.8	32	0

KICKOFF RETURNS	No	Yds	Avg	LG	TD
McLemore, Dana	16	353	22.1	45	0
Lawrence, Amos	9	190	21.1	30	0
Ring, Bill	6	145	24.2	41	0
Ramson, Eason	2	20	10.0	13	0
Ferrari, Ron	2	19	9.5	11	0
Moore, Jeff	1	15	15.0	15	0
49ERS	36	742	20.6	45	0
OPPONENTS	40	857	21.4	55	0

PUNT RETURNS	No	FC	Yds	Avg	LG	TD
McLemore, Dana	7	0	156	22.3	93t	1
Solomon, Freddie	13	1	122	9.4	27	0
Hicks, Dwight	10	1	54	5.4	13	0
Ring, Bill	0	1	0	0.0	0	0
49ERS	30	3	332	11.1	93t	1
OPPONENTS	20	4	224	11.2	67t	1

PUNTING	No	Yds	Avg	TB	I-20	LG	Bik
Miller, Jim	44	1,676	38.1	3	11	80	1
49ERS	44	1,676	38.1	3	11	80	1
OPPONENTS	50	2,134	42.7	5	10	58	0

PASSING	Att	Comp	Pct	Yds	LG	TD	Int	QB
Montana, Joe	346	213	61.6	2,613	55	17	11	88.0
Francis, Russ	1	1	100.0	45	45	0	0	118.8
Benjamin, Guy	1	1	100.0	10	10	0	0	108.3
49ERS	348	215	61.8	2,668	55	17	11	88.6
OPPONENTS	278	158	56.8	1,949	46	14	9	82.0

1983 (10-6/11-7)
NFC West Champions
Bill Walsh, Coach

L	17	Philadelphia (55,775), SAT/S-3	22
W	48	at Minnesota (58,167), THU/S-8	17
W	42	at St. Louis (38,130), S-18	27
W	24	Atlanta (57,814), S-25	20
W	33	at New England (54,293), O-2	13
L	7	Los Angeles Rams (59,119), O-9	10
W	32	at New Orleans (68,134), O-16	13
W	45	at Los Angeles Rams (66,070), O-23	35
L	13	New York Jets (54,796), O-30	27
L	17	Miami (57,832), N-6	20
W	27	New Orleans (40,022), N-13	0
L	24	at Atlanta (32,782), N-20	28
L	3	at Chicago (40,483), N-27	13
W	35	Tampa Bay (49,773), D-4	21
W	23	at Buffalo (38,039), D-11	10
W	42	Dallas (59,957), MON/D-19	17
432			293
NFC PLAYOFF - DEC. 31			
(at San Francisco - Candlestick Park)			
W	24	Detroit (58,386)-SAT	23
NFC CHAMPIONSHIP - JAN. 8			
(at Washington, DC - RFK Stadium)			
L	21	Washington (55,363)	24

TEAM STATISTICS		49ers	Opp
TOTAL FIRST DOWNS		344	302
By Rushing		129	98
By Passing		199	181
By Penalties		16	23
TOTAL YARDS GAINED		6,054	5,189
By Rushing		2,257	1,936
By Passing		3,797	3,253
TOTAL PLAYS FROM SCRIMMAGE		1,072	1,032
Rushes		511	449
Average Gain Per Rush		4.4	4.3
NET YARDS PASSING		3,797	3,253
Passes Attempted		528	526
Passes Completed		339	322
Percent Completed		64.2	61.2
Had Intercepted		12	24
Times Sacked		33	57
Lost Attempting to Pass		224	448
PUNTS		65	73
Total Yardage of Punts		2,552	2,993
Average Length		39.3	41.0
KICKOFF RETURNS		52	78
Total Yards Returned		958	1,675
Average Length of Return		18.4	21.5
PENALTIES		89	91
Yards Penalized		695	793
FUMBLES		27	39
Own Fumbles Recovered		8	21
Opponents' Fumbles Recovered		18	19
FIELD GOALS		25	17
Field Goals Attempted		30	27
TOTAL POINTS SCORED		432	293
Touchdowns Scored		51	35
Touchdowns Rushing		17	10
Touchdowns Passing		27	23
Touchdown Returns		7	2
Extra Points		51	32
Safeties		0	0
AVG. TIME OF POSSESSION		30:12	29:48

SCORING	TDs	Ru	Pa	Int	Fu	KO	Pu	PAT	FG	S	Pts
Wersching, Ray	0	0	0	0	0	0	0	51/51	25/30	0	126
Craig, Roger	12	8	4	0	0	0	0	0/0	0/0	0	72
Clark, Dwight	8	0	8	0	0	0	0	0/0	0/0	0	48
Tyler, Wendell	6	4	2	0	0	0	0	0/0	0/0	0	36
Francis, Russ	4	0	4	0	0	0	0	0/0	0/0	0	24
Solomon, Freddie	4	0	4	0	0	0	0	0/0	0/0	0	24
Cooper, Earl	3	0	3	0	0	0	0	0/0	0/0	0	18

Rookie Names in Italics

(continued)

SCORING	TDs	Ru	Pa	Int	Fu	KO	Pu	PAT	FG	S	Pts
Hicks, Dwight	2	0	0	2	0	0	0	0/0	0/0	0	12
Montana, Joe	2	2	0	0	0	0	0	0/0	0/0	0	12
Ring, Bill	2	2	0	0	0	0	0	0/0	0/0	0	12
Wright, Eric	2	0	0	2	0	0	0	0/0	0/0	0	12
Board, Dwaine	1	0	0	0	1	0	0	0/0	0/0	0	6
Collier, Tim	1	0	0	1	0	0	0	0/0	0/0	0	6
McLemore, Dana	1	0	0	0	0	0	1	0/0	0/0	0	6
Moore, Jeff	1	1	0	0	0	0	0	0/0	0/0	0	6
Nehemiah, Renaldo	1	0	1	0	0	0	0	0/0	0/0	0	6
Ramson, Eason	1	0	1	0	0	0	0	0/0	0/0	0	6

49ERS	51	17	27	5	1	0	1	51/51	25/30	0	432
OPPONENTS	35	10	23	1	1	0	1	32/33	17/27	0	293

RUSHING	Att	Yds	Avg	LG	TD
Tyler, Wendell	176	856	4.9	39	4
Craig, Roger	176	725	4.1	71	8
Montana, Joe	61	284	4.7	18	2
Ring, Bill	64	254	4.0	25	2
Moore, Jeff	15	43	2.9	14	1
Orosz, Tom	2	39	19.5	23	0
Monroe, Carl	10	23	2.3	5	0
Clark, Dwight	3	18	6.0	9	0
Cavanaugh, Matt	1	8	8.0	8	0
Ramson, Eason	1	3	3.0	3	0
Solomon, Freddie	1	3	3.0	3	0
Benjamin, Guy	1	1	1.0	1	0
49ERS	511	2,257	4.4	71	17
OPPONENTS	449	1,936	4.3	49	10

RECEIVING	No	Yds	Avg	LG	TD
Clark, Dwight	70	840	12.0	46t	8
Craig, Roger	48	427	8.9	23	4
Tyler, Wendell	34	285	8.4	26	2
Francis, Russ	33	357	10.8	25	4
Solomon, Freddie	31	662	21.4	77t	4
Wilson, Mike	30	433	14.4	49	0
Ring, Bill	23	182	7.9	24	0
Moore, Jeff	19	206	10.8	34	0
Nehemiah, Renaldo	17	236	13.9	27	1
Ramson, Eason	17	125	7.4	16	1
Cooper, Earl	15	207	13.8	73t	3
Monroe, Carl	2	61	30.5	50	0
49ERS	339	4,021	11.9	77t	27
OPPONENTS	322	3,701	11.5	76t	23

INTERCEPTIONS	No	Yds	Avg	LG	TD
Wright, Eric	7	164	23.4	60t	2
Williamson, Carlton	4	51	12.8	26	0
Lott, Ronnie	4	22	5.5	22	0
Collier, Tim	3	32	10.7	32t	1
Hicks, Dwight	2	102	51.0	62t	2
Leopold, Bobby	2	13	6.5	9	0
Harper, Willie	1	37	37.0	37	0
Pillers, Lawrence	1	16	16.0	16	0
49ERS	24	437	18.2	62t	5
OPPONENTS	12	168	14.0	43t	1

KICKOFF RETURNS	No	Yds	Avg	LG	TD
McLemore, Dana	30	576	19.2	39	0
Monroe, Carl	8	152	19.0	32	0
Moore, Jeff	7	117	16.7	46	0
Ring, Bill	4	68	17.0	18	0
Cooper, Earl	3	45	15.0	20	0
49ERS	52	958	18.4	46	0
OPPONENTS	78	1,675	21.5	50	0

PUNT RETURNS	No	FC	Yds	Avg	LG	TD
McLemore, Dana	31	6	331	10.7	56t	1
Solomon, Freddie	5	3	34	6.8	11	0
49ERS	36	9	365	10.1	56t	1
OPPONENTS	38	7	278	7.3	19	0

PUNTING	No	Yds	Avg	TB	I-20	LG	Bk
Orosz, Tom	65	2,552	39.3	6	16	61	1
49ERS	65	2,552	38.7	6	17	61	1
OPPONENTS	73	2,993	40.5	9	15	60	1

PASSING	Att	Comp	Pct	Yds	LG	TD	Int	QB
Montana, Joe	515	332	64.5	3,910	77t	26	12	94.5
Benjamin, Guy	12	7	58.3	111	73t	1	0	117.0
Clark, Dwight	1	0	0.0	0	0	0	0	39.6
49ERS	528	339	64.2	4,021	77t	27	12	94.9
OPPONENTS	526	322	61.2	3,701	76t	23	24	78.0

1984 (15-1/18-1)
NFC West Champions – World Champions
Bill Walsh, Coach

W	30	at Detroit (56,782), S–2	27
W	37	Washington (59,707), MON/S –10	31
W	30	New Orleans (57,611), S–16	20
W	21	at Philadelphia (62,771), S–23	9
W	14	Atlanta (57,990), S–30	5
W	31	at New York Giants (76,112), MON/O –8	10
L	17	Pittsburgh (59,110), O–14	20
W	34	at Houston (39,900), O–21	21
W	33	at Los Angeles Rams (65,481), O–28	0
W	23	Cincinnati (58,234), N–4	17
W	41	at Cleveland (60,092), N–11	7
W	24	Tampa Bay (57,704), N–18	17
W	35	at New Orleans (65,177), N–25	3
W	35	at Atlanta (29,644), D–2	17
W	51	Minnesota (56,670), SAT/D –8	7
W	19	Los Angeles Rams (59,743), FRI/D –14	16
475			227
NFC PLAYOFF - DEC. 29			
(at San Francisco – Candlestick Park)			
W	21	New York Giants (60,303)– SAT	10
NFC CHAMPIONSHIP - JAN. 6			
(at San Francisco – Candlestick Park)			
W	23	Chicago (61,040)	0
SUPER BOWL XIX - JAN. 20			
(at Palo Alto, California – Stanford Stadium)			
W	38	Miami (84,059)	16

TEAM STATISTICS		49ers	Opp								
TOTAL FIRST DOWNS		356	302								
By Rushing		138	101								
By Passing		204	173								
By Penalties		14	28								
TOTAL YARDS GAINED		6,366	5,176								
By Rushing		2,465	1,795								
By Passing		3,901	3,381								
TOTAL PLAYS FROM SCRIMMAGE		1,057	1,029								
Rushes		534	432								
Average Gain Per Rush		4.6	4.2								
NET YARDS PASSING		3,901	3,381								
Passes Attempted		496	546								
Passes Completed		312	298								
Percent Completed		62.9	54.6								
Had Intercepted		10	25								
Times Sacked		27	51								
Lost Attempting to Pass		178	363								
PUNTS		61	80								
Total Yardage of Punts		2,536	3,239								
Average Length		41.6	40.5								
KICKOFF RETURNS		47	78								
Total Yards Returned		1,039	1,499								
Average Length of Return		22.1	19.2								
PENALTIES		100	91								
Yards Penalized		884	723								
FUMBLES		26	28								
Own Fumbles Recovered		14	15								
Opponents' Fumbles Recovered		13	12								
FIELD GOALS		25	19								
Field Goals Attempted		35	25								
TOTAL POINTS SCORED		475	227								
Touchdowns Scored		57	24								
Touchdowns Rushing		21	10								
Touchdowns Passing		32	14								
Touchdown Returns		4	0								
Extra Points		56	19								
Safeties		1	1								
AVG. TIME OF POSSESSION		30:26	29:34								
SCORING											
Wersching, Ray	0	0	0	0	0	0	0	56/56	25/35	0	131
Solomon, Freddie	11	1	10	0	0	0	0	0/0	0/0	0	66
Craig, Roger	10	7	3	0	0	0	0	0/0	0/0	0	60
Tyler, Wendell	9	7	2	0	0	0	0	0/0	0/0	0	54
Clark, Dwight	6	0	6	0	0	0	0	0/0	0/0	0	36
Cooper, Earl	4	0	4	0	0	0	0	0/0	0/0	0	24
Ring, Bill	3	3	0	0	0	0	0	0/0	0/0	0	18
Francis, Russ	2	0	2	0	0	0	0	0/0	0/0	0	12
McLemore, Dana	2	0	0	1	0	0	0	0/0	0/0	0	12

Rookie Names in Italics

(continued)

SCORING												
	TDs	Ru	Pa	Int	Fu	KO	Pu	PAT	FG	S	Pts	
+Montana, Joe	2	2	0	0	0	0	0	0/1	0/0	0	12	
Nehemiah, Rinaldo	2	0	2	0	0	0	0	0/0	0/0	0	12	
Johnson, Gary	1	0	0	0	1	0	0	0/0	0/0	1	8	
Frank, John	1	0	1	0	0	0	0	0/0	0/0	0	6	
Harmon, Derrick	1	1	0	0	0	0	0	0/0	0/0	0	6	
Monroe, Carl	1	0	1	0	0	0	0	0/0	0/0	0	6	
Shell, Todd	1	0	0	1	0	0	0	0/0	0/0	0	6	
Wilson, Mike	1	0	1	0	0	0	0	0/0	0/0	0	6	
49ERS	57	21	32	2	1	0	1	56/57	25/35	1	475	
OPPONENTS	24	10	14	0	0	0	0	24/24	19/25	1	227	
+ incomplete pass on PAT attempt												
RUSHING												
	Att	Yds	Avg	LG	TD							
Tyler, Wendell	246	1,262	5.1	40	7							
Craig, Roger	155	649	4.2	28	7							
Harmon, Derrick	39	192	4.9	19	1							
Ring, Bill	38	162	4.3	34	3							
Montana, Joe	39	118	3.0	15	2							
Solomon, Freddie	6	72	12.0	47	1							
Cooper, Earl	3	13	4.3	7	0							
Monroe, Carl	3	13	4.3	7	0							
Runager, Max	1	-5	-5.0	-5	0							
Cavanaugh, Matt	4	-11	-2.8	-1	0							
49ERS	534	2,465	4.6	47	21							
OPPONENTS	432	1,795	4.2	25	10							
RECEIVING												
	No	Yds	Avg	LG	TD							
Craig, Roger	71	675	9.5	64t	3							
Clark, Dwight	52	880	16.9	80t	6							
Cooper, Earl	41	459	11.2	26	4							
Solomon, Freddie	40	737	18.4	64t	10							
Tyler, Wendell	28	230	8.2	26t	2							
Francis, Russ	23	285	12.4	32	2							
Nehemiah, Rinaldo	18	357	19.8	59t	2							
Wilson, Mike	17	245	14.4	44	1							
Monroe, Carl	11	139	12.6	47	1							
Frank, John	7	60	8.6	21	1							
Ring, Bill	3	10	3.3	15	0							
Harmon, Derrick	1	2	2.0	2	0							
49ERS	312	4,079	13.1	80t	32							
OPPONENTS	298	3,744	12.6	61	14							
INTERCEPTIONS												
	No	Yds	Avg	LG	TD							
Turner, Keena	4	51	12.8	21	0							
Lott, Ronnie	4	26	6.5	15	0							
Shell, Todd	3	81	27.0	53t	1							
Hicks, Dwight	3	42	14.0	29	0							
McLemore, Dana	2	54	27.0	54t	1							
Williamson, Carlton	2	42	21.0	26	0							
Fahnhorst, Jim	2	9	4.5	9	0							
Wright, Eric	2	0	0.0	0	0							
Fuller, Jeff	1	38	38.0	38	0							
Bunz, Dan	1	2	2.0	2	0							
Clark, Mario	1	0	0.0	0	0							
49ERS	25	345	13.8	54t	2							
OPPONENTS	10	155	15.5	43	0							
KICKOFF RETURNS												
	No	Yds	Avg	LG	TD							
Monroe, Carl	27	561	20.8	44	0							
Harmon, Derrick	13	357	27.5	51	0							
McLemore, Dana	3	80	26.7	50	0							
Ring, Bill	1	27	27.0	27	0							
Wilson, Mike	1	14	14.0	14	0							
Cooper, Earl	1	0	0.0	0	0							
McIntyre, Guy	1	0	0.0	0	0							
49ERS	47	1,039	22.1	51	0							
OPPONENTS	78	1,499	19.2	38	0							
PUNT RETURNS												
	No	FC	Yds	Avg	LG	TD						
McLemore, Dana	45	11	521	11.6	79t	1						
49ERS	45	11	521	11.6	79t	1						
OPPONENTS	30	4	190	6.3	25	0						
PUNTING												
	No	Yds	Avg	TB	I-20	LG	Blk					
Runager, Max	56	2,341	41.8	12	18	59	1					
Orosz, Tom	5	195	39.0	0	1	55	0					
49ERS	61	2,536	40.9	12	19	59	1					
OPPONENTS	80	3,239	40.5	4	13	58	1					
PASSING												
	Att	Comp	Pct	Yds	LG	TD	Int	QB				
Montana, Joe	432	279	64.6	3,630	80t	28	10	102.9				
Cavanaugh, Matt	61	33	54.1	449	51t	4	0	99.7				
Harmon, Derrick	2	0	0.0	0	0	0	0	39.6				
Clark, Dwight	1	0	0.0	0	0	0	0	39.6				
49ERS	496	312	62.9	4,079	80t	32	10	101.9				
OPPONENTS	546	298	54.6	3,744	61	14	25	65.6				

1985 (10-6/10-7)

Bill Walsh, Coach

Table with columns for game result (L/W), score, opponent, date, and final score. Includes games against Minnesota, Atlanta, Los Angeles Raiders, New Orleans, Chicago, Detroit, Los Angeles Rams, Philadelphia, Denver, Kansas City, Seattle, Washington, Los Angeles Rams, and Dallas.

411 263

NFC WILD CARD - DEC. 28

(at Meadowlands, N.J. - Giants Stadium)

L 3 New York Giants (75,842)-SAT 17

TEAM STATISTICS

Table comparing 49ers and Opp statistics across various categories: Total First Downs, Total Yards Gained, Total Plays from Scrimmage, Net Yards Passing, Punts, Kickoff Returns, Penalties, Fumbles, Field Goals, Total Points Scored, and Avg. Time of Possession.

SCORING table with columns: TDs, Ru, Pa, Int, Fu, KO, Pu, PAT, FG, S, Pts. Lists scorers like Wersching, Ray; Craig, Roger; Clark, Dwight; Tyler, Wendell; Rice, Jerry; Francis, Russ; Montana, Joe; Wilson, Mike; Frank, John; McColl, Milt; McIntyre, Guy.

Rookie Names in Italics

(continued)

SCORING table with columns: TDs, Ru, Pa, Int, Fu, KO, Pu, PAT, FG, S, Pts. Lists scorers like Monroe, Carl; Ring, Bill; Solomon, Freddie; Turner, Keena; Williamson, Carlton; Harty, John.

49ERS 53 20 28 1 3 1 0 52/53 13/21 1 411

OPPONENTS* 26 10 11 1 0 12** 24/26 27/35 1 263

*returned blocked FGA **recovered blocked punt (1)

RUSHING table with columns: Att, Yds, Avg, LG, TD. Lists players like Craig, Roger; Tyler, Wendell; Montana, Joe; Harmon, Derrick; Rice, Jerry; Ring, Bill; Cooper, Earl; Cavanaugh, Matt; Solomon, Freddie.

49ERS 477 2,232 4.7 62t 20

OPPONENTS 435 1,683 3.9 41 10

RECEIVING table with columns: No, Yds, Avg, LG, TD. Lists players like Craig, Roger; Clark, Dwight; Rice, Jerry; Francis, Russ; Solomon, Freddie; Tyler, Wendell; Harmon, Derrick; Wilson, Mike; Monroe, Carl; Frank, John; Cooper, Earl; Ring, Bill.

49ERS 331 3,987 12.0 73 28

OPPONENTS 346 3,965 11.5 82t 11

INTERCEPTIONS table with columns: No, Yds, Avg, LG, TD. Lists players like Lott, Ronnie; Hicks, Dwight; Williamson, Carlton; Kovach, Jim (N.O./SF); Shell, Todd; Fuller, Jeff; McLemore, Dana; Walter, Mike; Wright, Eric.

49ERS 18 310 17.2 82 1

OPPONENTS 14 80 5.7 41t 1

KICKOFF RETURNS table with columns: No, Yds, Avg, LG, TD. Lists players like Monroe, Carl; Harmon, Derrick; McLemore, Dana; Rice, Jerry; Lott, Ronnie; Frank, John.

49ERS 58 1,269 21.9 95t 1

OPPONENTS 72 1,485 20.6 86t 1

PUNT RETURNS table with columns: No, FC, Yds, Avg, LG, TD. Lists player McLemore, Dana.

49ERS 38 14 258 6.8 22 0

OPPONENTS 33 6 294 8.9 63t 1

PUNTING table with columns: No, Yds, Avg, TB, I-20, LG, BIK. Lists player Runager, Max.

49ERS 86 3,422 39.3 9 30 57 1

OPPONENTS 92 3,644 39.6 7 23 58 0

PASSING table with columns: Att, Comp, Pct, Yds, LG, TD, Int, QB. Lists players like Montana, Joe; Cavanaugh, Matt; Harmon, Derrick; Solomon, Freddie.

49ERS 550 331 60.2 3,987 73 28 14 88.8

OPPONENTS 621 346 55.7 3,965 82t 11 18 68.9

1986 (10-5-1/10-6-1)

NFC West Champions

Bill Walsh, Coach

Table of game results for the 1986 season, including opponents, scores, and dates.

374 247

NFC PLAYOFF - JAN. 4

(at Meadowlands, N.J. - Giants Stadium)

Playoff result: L 3 New York Giants (76,034) 49

TEAM STATISTICS

Summary statistics for the 49ers, including total first downs, yards gained, plays from scrimmage, net yards passing, punts, kickoffs, penalties, fumbles, field goals, and points scored.

Scoring statistics for the 49ers, listing players and their touchdowns, rushing touchdowns, passing touchdowns, and extra points.

Rookie Names in Italics

(continued)

Summary statistics for opponents, including touchdowns, rushing yards, passing yards, and points.

Rushing statistics for the 49ers, listing players like Craig, Cribbs, Rathman, Tyler, Harmon, Rice, Kemp, Jeff, Cherry, Montana, Moroski, Ring, and Frank.

Receiving statistics for the 49ers, listing players like Rice, Craig, Clark, Francis, Cribbs, Rathman, Wilson, Frank, Harmon, Crawford, Margerum, Monroe, Ring, and Lott.

Interceptions statistics for the 49ers, listing players like Lott, McKyer, Fahnhorst, Fuller, Holmoe, Williamson, Griffin, Nixon, Tuiasosopo, Cousineau, Turner, Keena, and Haley.

Kickoff returns statistics for the 49ers, listing players like Crawford, Monroe, Griffin, Harmon, Rathman, Cherry, Frank, McKyer, Ring, and Wilson.

Punt returns statistics for the 49ers, listing players like Griffin, Crawford, and McKyer.

Punting statistics for the 49ers, listing Runager.

Passing statistics for the 49ers, listing Montana, Kemp, Moroski, Rice, and Jeff.

1988 (10-6/13-6)
NFC West Champions – World Champions
Bill Walsh, Coach

W	34	at New Orleans (66,357), S–4	33
W	20	at New York Giants (75,948), S–11	17
L	17	Atlanta (60,168), S–18	34
W	38	at Seattle (62,382), S–25	7
W	20	Detroit (58,285), 0–2	13
L	13	Denver (61,711), 0–9	(OT) 16
W	24	at L.A. Rams (65,450), 0–16	21
L	9	at Chicago (65,293), MON/0–24	10
W	24	Minnesota (60,738), 0–30	21
L	23	at Phoenix (64,544), N–6	24
L	3	L.A. Raiders (54,448), N–13	9
W	37	Washington (59,268), MON/N–21	21
W	48	at San Diego (51,484), N–27	10
W	13	at Atlanta (44,048), D–4	3
W	30	New Orleans (62,977), D–11	17
L	16	L.A. Rams (62,444), SUN/D–18	38
369			294
NFC PLAYOFF - JAN. 1 (at San Francisco – Candlestick Park)			
W	34	Minnesota (61,848)	9
NFC CHAMPIONSHIP - JAN. 8 (at Chicago – Soldier Field)			
W	28	at Chicago (66,946)	3
SUPER BOWL XXIII - JAN. 22 (at Miami – Joe Robbie Stadium)			
W	20	Cincinnati (75,129)	16

TEAM STATISTICS		49ers	Opp
TOTAL FIRST DOWNS		326	277
By Rushing		141	90
By Passing		167	160
By Penalties		18	27
TOTAL YARDS GAINED		5,900	4,575
By Rushing		2,523	1,588
By Passing		3,377	2,987
TOTAL PLAYS FROM SCRIMMAGE		1,076	1,013
Rushes		527	441
Average Gain Per Rush		4.8	3.6
NET YARDS PASSING		3,377	2,987
Passes Attempted		502	530
Passes Completed		293	292
Percent Completed		58.4	55.1
Had Intercepted		14	22
Times Sacked		47	42
Lost Attempting to Pass		298	297
PUNTS		80	86
Total Yardage of Punts		3,093	3,522
Average Length		38.7	41.0
KICKOFF RETURNS		55	73
Total Yards Returned		978	1,362
Average Length of Return		17.8	18.7
PENALTIES		115	76
Yards Penalized		986	603
FUMBLES		27	30
Own Fumbles Recovered		15	16
Opponents' Fumbles Recovered		14	12
FIELD GOALS		27	18
Field Goals Attempted		38	24
TOTAL POINTS SCORED		369	294
Touchdowns Scored		41	34
Touchdowns Rushing		18	8
Touchdowns Passing		21	25
Touchdown Returns		2	1
Extra Points		40	34
Safeties		1	1
AVG. TIME OF POSSESSION		30:31	29:29

SCORING		TDs	Ru	Pa	Int	Fu	KO	Pu	PAT	FG	S	Pts
Cofer, Mike		0	0	0	0	0	0	0	40/41	27/38	0	121
Craig, Roger		10	9	1	0	0	0	0	0/0	0/0	0	60
Rice, Jerry		10	1	9	0	0	0	0	0/0	0/0	0	60
Taylor, John		4	0	2	0	0	0	2	0/0	0/0	0	24
Frank, John		3	0	3	0	0	0	0	0/0	0/0	0	18
Montana, Joe		3	3	0	0	0	0	0	0/0	0/0	0	18

Rookie Names in Italics

(continued)

SCORING		TDs	Ru	Pa	Int	Fu	KO	Pu	PAT	FG	S	Pts
Wilson, Mike		3	0	3	0	0	0	0	0/0	0/0	0	18
DuBose, Doug		2	2	0	0	0	0	0	0/0	0/0	0	12
Jones, Brent		2	0	2	0	0	0	0	0/0	0/0	0	12
Rathman, Tom		2	2	0	0	0	0	0	0/0	0/0	0	12
McIntyre, Guy		1	0	1	0	0	0	0	0/0	0/0	0	6
Young, Steve		1	1	0	0	0	0	0	0/0	0/0	0	6
Haley, Charles		0	0	0	0	0	0	0	0/0	0/0	1	2
49ERS		41	18	21	0	0	0	2	40/41	27/38	1	369
OPPONENTS		34	8	25	1	0	0	0	34/34	18/24	1	294
RUSHING		Att	Yds	Avg	LG	TD						
Craig, Roger		310	1,502	4.8	46t	9						
Rathman, Tom		102	427	4.2	26	2						
Young, Steve		27	184	6.8	49t	1						
Montana, Joe		38	132	3.5	15	3						
DuBose, Doug		24	116	4.8	37t	2						
Rice, Jerry		13	107	8.2	29	1						
Sydney, Harry		9	50	5.6	13	0						
Flagler, Terrence		3	5	1.7	4	0						
Helton, Barry		1	0	0.0	0	0						
49ERS		527	2,523	4.8	49t	18						
OPPONENTS		441	1,588	3.6	36t	8						
RECEIVING		No	Yds	Avg	LG	TD						
Craig, Roger		76	534	7.0	22	1						
Rice, Jerry		64	1,306	20.4	96t	9						
Rathman, Tom		42	382	9.1	24	0						
Wilson, Mike		33	405	12.3	31	3						
Frank, John		16	195	12.2	38	3						
Taylor, John		14	325	23.2	73t	2						
Heller, Ron		14	140	10.0	22	0						
Greer, Terry		8	120	15.0	31	0						
Jones, Brent		8	57	7.1	18t	2						
DuBose, Doug		6	57	9.5	13	0						
Flagler, Terrence		4	72	18.0	57	0						
Chandler, Wes		4	33	8.3	9	0						
Sydney, Harry		2	18	9.0	9	0						
McIntyre, Guy		1	17	17.0	17t	1						
Nicholas, Calvin		1	14	14.0	14	0						
49ERS		293	3,675	12.5	96t	21						
OPPONENTS		292	3,284	11.3	67t	25						
INTERCEPTIONS		No	Yds	Avg	LG	TD						
McKyer, Tim		7	11	1.6	7	0						
Lott, Ronnie		5	59	11.8	44	0						
Fuller, Jeff		4	18	4.5	10	0						
Holmoe, Tom		2	0	0.0	0	0						
Wright, Eric		2	-2	-1.0	0	0						
Turner, Keena		1	2	2.0	2	0						
Carter, Michael		1	0	0.0	0	0						
49ERS		22	88	4.0	44	0						
OPPONENTS		14	185	13.2	47t	1						
KICKOFF RETURNS		No	Yds	Avg	LG	TD						
DuBose, Doug		32	608	19.0	44	0						
Taylor, John		12	225	18.8	29	0						
Rodgers, Del		6	98	16.3	24	0						
Craig, Roger		2	32	16.0	17	0						
Sydney, Harry		1	8	8.0	8	0						
Thomas, Chuck		1	5	5.0	5	0						
Wilson, Mike		1	2	2.0	2	0						
49ERS		55	978	17.8	44	0						
OPPONENTS		73	1,362	18.7	40	1						
PUNT RETURNS		No	FC	Yds	Avg	LG	TD					
Taylor, John		44	7	556	12.6	95t	2					
Chandler, Wes		6	5	28	4.7	13	0					
Griffin, Don		4	3	28	7.0	10	0					
49ERS		54	15	612	11.3	95t	2					
OPPONENTS		47	10	426	9.1	41	0					
PUNTING		No	Yds	Avg	TB	I-20	LG	Blk				
Helton, Barry		78	3,069	39.3	5	22	53	1				
Runager, Max		1	24	24.0	0	0	24	0				
49ERS		79	3,093	39.2	5	22	53	1				
OPPONENTS		86	3,522	41.0	5	21	57	0				
PASSING		Att	Comp	Pct	Yds	LG	TD	Int	QB			
Montana, Joe		397	238	60.0	2,981	96t	18	10	87.9			
Young, Steve		101	54	53.5	680	73t	3	3	72.2			
Rice, Jerry		3	1	33.3	14	14	0	1	9.7			
Sydney, Harry		1	0	0.0	0	0	0	0	39.6			
49ERS		502	293	58.4	3,675	96t	21	14	83.5			
OPPONENTS		530	292	55.1	3,284	67t	25	22	72.2			

1989 (14-2/17-2)
NFC West Champions – World Champions
George Seifert, Coach

W	30	at Indianapolis (60,111), S–10	24
W	20	at Tampa Bay (64,087), S–17	16
W	38	at Philadelphia (66,042), S–24	28
L	12	Los Angeles Rams (64,250), O–1	13
W	24	at New Orleans (60,488), O–8	20
W	31	at Dallas (61,077), O–15	14
W	37	New England (70,000), O–22+	20
W	23	at New York Jets (62,805), O–29	10
W	31	New Orleans (60,667), MON/N–6	13
W	45	Atlanta (59,914), N–12	3
L	17	Green Bay (62,219), N–19	21
W	34	New York Giants (63,461), MON/N–27	24
W	23	at Atlanta (43,128), D–3	10
W	30	at Los Angeles Rams (67,959), MON/D–11	27
W	21	Buffalo (60,927), D–17	10
W	26	Chicago (60,207), D–24	0
442			253
NFC PLAYOFF - JAN. 6			
(at San Francisco – Candlestick Park)			
W	41	Minnesota (64,585)– SAT	13
NFC CHAMPIONSHIP - JAN. 14			
(at San Francisco – Candlestick Park)			
W	30	Los Angeles Rams (64,769)	3
SUPER BOWL XXIV - JAN. 28			
(at New Orleans – Louisiana Superdome)			
W	55	Denver (72,919)	10
+ Game played at Stanford Stadium due to Bay Area earthquake – October 17, 1989			

TEAM STATISTICS	49ers	Opp
TOTAL FIRST DOWNS	350	283
By Rushing	124	76
By Passing	209	178
By Penalties	17	29
TOTAL YARDS GAINED	6,268	4,618
By Rushing	1,966	1,383
By Passing	4,302	3,235
TOTAL PLAYS FROM SCRIMMAGE	1,021	979
Rushes	493	372
Average Gain Per Rush	4.0	3.7
NET YARDS PASSING	4,302	3,235
Passes Attempted	483	564
Passes Completed	339	316
Percent Completed	70.2	56.0
Had Intercepted	11	21
Times Sacked	45	43
Lost Attempting to Pass	282	333
PUNTS	55	74
Total Yardage of Punts	2,226	2,875
Average Length	40.5	38.9
KICKOFF RETURNS	51	76
Total Yards Returned	954	1,435
Average Length of Return	18.7	18.9
PENALTIES	109	75
Yards Penalized	922	581
FUMBLES	32	34
Own Fumbles Recovered	18	18
Opponents' Fumbles Recovered	16	14
FIELD GOALS	29	23
Field Goals Attempted	36	31
TOTAL POINTS SCORED	442	253
Touchdowns Scored	51	26
Touchdowns Rushing	14	9
Touchdowns Passing	35	15
Touchdown Returns	2	2
Extra Points	49	26
Safeties	0	1
AVG. TIME OF POSSESSION	31:45	28:15

SCORING	TDs	Ru	Pa	Int	Fu	KO	Pu	PAT	FG	S	Pts
Cofer, Mike	0	0	0	0	0	0	0	49/51	29/36	0	136
Rice, Jerry	17	0	17	0	0	0	0	0/0	0/0	0	102
Taylor, John	10	0	10	0	0	0	0	0/0	0/0	0	60
Craig, Roger	7	6	1	0	0	0	0	0/0	0/0	0	42
Jones, Brent	4	0	4	0	0	0	0	0/0	0/0	0	24
Montana, Joe	3	3	0	0	0	0	0	0/0	0/0	0	18
Rathman, Tom	2	1	1	0	0	0	0	0/0	0/0	0	12

Rookie Names in Italics

(continued)

SCORING	TDs	Ru	Pa	Int	Fu	KO	Pu	PAT	FG	S	Pts
Young, Steve	2	2	0	0	0	0	0	0/0	0/0	0	12
Flagler, Terrence	1	1	0	0	0	0	0	0/0	0/0	0	6
Haley, Charles	1	0	0	0	1	0	0	0/0	0/0	0	6
Henderson, Keith	1	1	0	0	0	0	0	0/0	0/0	0	6
Jackson, Johnny*	1	0	0	0	0	0	0	0/0	0/0	0	6
Walls, Wesley	1	0	1	0	0	0	0	0/0	0/0	0	6
Wilson, Mike	1	0	1	0	0	0	0	0/0	0/0	0	6
49ERS	51	14	35	0	1	0	0	49/51	29/36	0	442
OPPONENTS	26	9	15	0	1	0	1	01**	26/26	23/31	1253

*ret blkd FGA **rcvrd blkd punt

RUSHING	Att	Yds	Avg	LG	TD
Craig, Roger	271	1,054	3.9	27	6
Rathman, Tom	79	305	3.9	13	1
Montana, Joe	49	227	4.6	19	3
Flagler, Terrence	33	129	3.9	29t	1
Young, Steve	38	126	3.3	22	2
Sydney, Harry	9	56	6.2	18	0
Rice, Jerry	5	33	6.6	17	0
Henderson, Keith	7	30	4.3	11t	1
Taylor, John	1	6	6.0	6	0
Helton, Barry	1	0	0.0	0	0
49ERS	493	1,966	4.0	29t	14
OPPONENTS	372	1,383	3.7	23	9

RECEIVING	No	Yds	Avg	LG	TD
Rice, Jerry	82	1,483	18.1	68t	17
Rathman, Tom	73	616	8.4	36	1
Taylor, John	60	1,077	18.0	95t	10
Craig, Roger	49	473	9.7	44	1
Jones, Brent	40	500	12.5	36t	4
Wilson, Mike	9	103	11.4	19	1
Sydney, Harry	9	71	7.9	13	0
Flagler, Terrence	6	51	8.5	30	0
Walls, Wesley	4	16	4.0	9	1
Henderson, Keith	3	130	43.3	78	0
Williams, Jamie	3	38	12.7	17	0
Greer, Terry	1	26	26.0	26	0
49ERS	339	4,584	13.5	95t	35
OPPONENTS	316	3,568	11.3	65t	15

INTERCEPTIONS	No	Yds	Avg	LG	TD
Lott, Ronnie	5	34	6.8	28	0
Brooks, Chet	3	31	10.3	19	0
Wright, Eric	2	37	18.5	23	0
Jackson, Johnny	2	35	17.5	19	0
Griffin, Don	2	6	3.0	3	0
Turner, Keena	1	42	42.0	42	0
Holmoe, Tom	1	23	23.0	23	0
McKyer, Tim	1	18	18.0	18	0
Romanowski, Bill	1	13	13.0	13	0
Pollard, Darryl	1	12	12.0	12	0
Millen, Matt	1	10	10.0	10	0
DeLong, Keith	1	1	1.0	1	0
49ERS	21	262	12.5	42	0
OPPONENTS	11	140	12.7	35	0

KICKOFF RETURNS	No	Yds	Avg	LG	TD
Flagler, Terrence	32	643	20.1	41	0
Tillman, Spencer	10	206	20.6	60	0
Sydney, Harry	3	16	5.3	16	0
Taylor, John	2	51	25.5	27	0
Henderson, Keith	2	21	10.5	13	0
Greer, Terry	1	17	17.0	17	0
Jackson, Johnny	1	0	0.0	0	0
49ERS	51	954	18.7	60	0
OPPONENTS	76	1,435	18.9	37	0

PUNT RETURNS	No	FC	Yds	Avg	LG	TD	
Taylor, John	36	20	417	11.6	37	0	
Greer, Terry	1	0	3	3.0	3	0	
Griffin, Don	1	0	9	9.0	9	0	
Romanowski, Bill	1	0	0	0.0	0	0	
49ERS	39	20	429	11.0	37	0	
OPPONENTS	35	4	361	10.3	22	0	
PUNTING	No	Yds	Avg	TB	I–20	LG	Bik
Helton, Barry	55	2,226	40.5	6	13	56	1
49ERS	55	2,226	39.8	6	13	56	1
OPPONENTS	74	2,875	38.9	4	18	57	0

PASSING	Att	Comp	Pct	Yds	LG	TD	Int	QB
Montana, Joe	386	271	70.2	3,521	95t	26	8	112.4
Young, Steve	92	64	69.6	1,001	50t	8	3	120.8
Bono, Steve	5	4	80.0	62	45t	1	0	157.9
49ERS	483	339	70.2	4,584	95t	35	11	114.8
OPPONENTS	564	316	56.0	3,568	65t	15	21	68.5

1990 (14-2/15-3)
NFC West Champions
George Seifert, Coach

W	13	at New Orleans (68,629), MON/S –10	12
W	26	Washington (64,287), S –16	13
W	19	Atlanta (62,858), S –23	13
–	–	BYE , S –30	–
W	24	at Houston (59,931), O –7	21
W	45	at Atlanta (57,921), O –14	35
W	27	Pittsburgh (64,301), O –21	7
W	20	Cleveland (63,672), O –28	17
W	24	at Green Bay (58,835), N –4	20
W	24	at Dallas (62,966), SUN/N –11	6
W	31	Tampa Bay (62,221), N –18	7
L	17	Los Angeles Rams (62,633), N –25	28
W	7	New York Giants (66,092), MON/D –3	3
W	20	at Cincinnati (60,084), D –9 (OT)	17
W	26	at Los Angeles Rams (65,619), MON/D –17	10
L	10	New Orleans (60,112), D –23	13
W	20	at Minnesota (51,590), D –30	17
353			239
NFC PLAYOFF - JAN. 12			
(at San Francisco – Candlestick Park)			
W	28	Washington (65,292)– SAT	10
NFC CHAMPIONSHIP - JAN. 20			
(at San Francisco – Candlestick Park)			
L	13	New York Giants (66,334)	15

TEAM STATISTICS		49ers	Opp
TOTAL FIRST DOWNS		324	250
By Rushing		107	77
By Passing		201	157
By Penalties		16	16
TOTAL YARDS GAINED		5,895	4,273
By Rushing		1,718	1,258
By Passing		4,177	3,015
TOTAL PLAYS FROM SCRIMMAGE		1,074	919
Rushes		454	353
Average Gain Per Rush		3.8	3.6
NET YARDS PASSING		4,177	3,015
Passes Attempted		583	522
Passes Completed		360	265
Percent Completed		61.8	50.8
Had Intercepted		16	17
Times Sacked		37	44
Lost Attempting to Pass		194	263
PUNTS		70	82
Total Yardage of Punts		2,537	3,280
Average Length		36.2	40.0
KICKOFF RETURNS		53	66
Total Yards Returned		965	1,284
Average Length of Return		18.2	19.5
PENALTIES		104	85
Yards Penalized		828	641
FUMBLES		24	21
Own Fumbles Recovered		10	7
Opponents' Fumbles Recovered		14	14
FIELD GOALS		24	19
Field Goals Attempted		36	23
TOTAL POINTS SCORED		353	239
Touchdowns Scored		40	26
Touchdowns Rushing		12	7
Touchdowns Passing		28	17
Touchdown Returns		0	2
Extra Points		39	26
Safeties		1	0
AVG. TIME OF POSSESSION		32:49	27:11

SCORING	TDs	Ru	Pa	Int	Fu	KO	Pu	PAT	FG	S	Pts
Cofer, Mike	0	0	0	0	0	0	0	39/39	24/36	0	111
Rice, Jerry	13	0	13	0	0	0	0	0/0	0/0	0	78
Rathman, Tom	7	7	0	0	0	0	0	0/0	0/0	0	42
Taylor, John	7	0	7	0	0	0	0	0/0	0/0	0	42
Jones, Brent	5	0	5	0	0	0	0	0/0	0/0	0	30

Rookie Names in Italics

(continued)

SCORING	TDs	Ru	Pa	Int	Fu	KO	Pu	PAT	FG	S	Pts
Sydney, Harry	3	2	1	0	0	0	0	0/0	0/0	0	18
Sherrard, Mike	2	0	2	0	0	0	0	0/0	0/0	0	12
Craig, Roger	1	1	0	0	0	0	0	0/0	0/0	0	6
<i>Carter, Dexter</i>	1	1	0	0	0	0	0	0/0	0/0	0	6
Montana, Joe	1	1	0	0	0	0	0	0/0	0/0	0	6
Turner, Keena	0	0	0	0	0	0	0	0/0	0/0	1	2
49ERS	40	12	28	0	0	0	0	39/39	24/36	1	353
OPPONENTS	26	7	17	1	0	0	1*	26/26	19/23	0	239
*ret. blkd punt											

RUSHING	Att	Yds	Avg	LG	TD
<i>Carter, Dexter</i>	114	460	4.0	74t	1
Craig, Roger	141	439	3.1	26	1
Rathman, Tom	101	318	3.2	22	7
Sydney, Harry	35	166	4.7	19	2
Montana, Joe	40	162	4.1	20	1
Young, Steve	15	159	10.6	31	0
Henderson, Keith	6	14	2.3	9	0
Rice, Jerry	2	0	0.0	2	0
49ERS	454	1,718	3.8	74t	12
OPPONENTS	353	1,258	3.6	27	7

RECEIVING	No	Yds	Avg	LG	TD
Rice, Jerry	100	1,502	15.0	64t	13
Jones, Brent	56	747	13.3	67t	5
Taylor, John	49	748	15.3	78t	7
Rathman, Tom	48	327	6.8	28	0
<i>Carter, Dexter</i>	25	217	8.7	26	0
Craig, Roger	25	201	8.0	31	0
Sherrard, Mike	17	264	15.5	43t	2
Sydney, Harry	10	116	11.6	23t	1
Williams, Jamie	9	54	6.0	9	0
Wilson, Mike	7	89	12.7	34	0
<i>Lewis, Ron</i>	5	44	8.8	14	0
Walls, Wesley	5	27	5.4	11	0
Henderson, Keith	4	35	8.7	9	0
49ERS	360	4,371	12.1	78t	28
OPPONENTS	265	3,278	12.4	75t	17

INTERCEPTIONS	No	Yds	Avg	LG	TD
Waymer, Dave	7	64	9.1	24	0
Griffin, Don	3	32	10.7	23	0
Lott, Ronnie	3	26	8.7	15	0
<i>Lewis, Kevin</i>	1	28	28.0	28	0
Plummer, Bruce (Den/SF)	1	16	16.0	16	0
<i>Davis, Eric</i>	1	13	13.0	13	0
Millen, Matt	1	8	8.0	8	0
Pollard, Darryl	1	0	0.0	0	0
49ERS	17	171	10.1	28	0
OPPONENTS	16	176	11.0	65t	1

KICKOFF RETURNS	No	Yds	Avg	LG	TD
<i>Carter, Dexter</i>	41	783	19.1	35	0
Tillman, Spencer	6	111	18.5	30	0
Sydney, Harry	2	33	16.5	19	0
Williams, Jamie	2	7	3.5	7	0
Walls, Wesley	1	16	16.0	16	0
Griffin, Don	1	15	15.0	15	0
49ERS	53	965	18.2	35	0
OPPONENTS	66	1,284	19.5	50	0

PUNT RETURNS	No	FC	Yds	Avg	LG	TD
Taylor, John	26	5	212	8.2	30	0
Griffin, Don	16	8	105	6.6	20	0
<i>Davis, Eric</i>	5	3	38	7.6	24	0
Wilson, Mike	1	0	1	1.0	1	0
49ERS	48	16	356	7.4	30	0
OPPONENTS	30	13	215	7.2	20	0

PUNTING	No	Yds	Avg	TB	I-20	LG	Bik
Helton, Barry	69	2,537	36.8	8	15	56	1
49ERS	70	2,537	36.2	8	15	56	1
OPPONENTS	82	3,280	40.0	6	15	59	0

PASSING	Att	Comp	Pct	Yds	LG	TD	Int	QB
Montana, Joe	520	321	61.7	3,944	78t	26	16	89.0
Young, Steve	62	38	61.3	427	34t	2	0	92.6
Helton, Barry	1	1	100.0	0	0	0	0	79.2
49ERS	583	360	61.8	4,371	78t	28	16	89.4
OPPONENTS	522	265	50.8	3,278	75t	17	17	67.8

1991 (10-6)				
George Seifert, Coach				
L	14	at New York Giants (76,319), MON/S-2	16	
W	34	San Diego (60,753), S-8	14	
L	14	at Minnesota (59,148), S-15	17	
W	27	Los Angeles Rams (63,871), S-22	10	
L	6	at Los Angeles Raiders (91,494), S-29	12	
-	-	BYE, 0-6	-	
L	34	Atlanta (57,343), 0-13	39	
W	35	Detroit (61,240), 0-20	3	
W	23	at Philadelphia (65,796), 0-27	7	
L	14	at Atlanta (51,259), N-3	17	
L	3	at New Orleans (68,591), N-10	10	
W	14	Phoenix (50,180), N-17	10	
W	33	at Los Angeles Rams (61,881), MON/N-25	10	
W	38	New Orleans (62,092), D-1	24	
W	24	at Seattle (56,711), D-8	22	
W	28	Kansas City (62,672), SAT/D-14	14	
W	52	Chicago (60,419), MON/D-23	14	
393			239	

TEAM STATISTICS	49ers	Opp
TOTAL FIRST DOWNS	336	260
By Rushing	112	86
By Passing	197	155
By Penalties	27	19
TOTAL YARDS GAINED	5,858	4,554
By Rushing	1,861	1,512
By Passing	3,997	3,042
TOTAL PLAYS FROM SCRIMMAGE	986	929
Rushes	440	399
Average Gain Per Rush	4.2	3.8
NET YARDS PASSING	3,997	3,042
Passes Attempted	522	499
Passes Completed	325	267
Percent Completed	62.3	53.5
Had Intercepted	12	12
Times Sacked	24	31
Lost Attempting to Pass	170	212
PUNTS	56	82
Total Yardage of Punts	2,197	3,365
Average Length	39.2	41.0
KICKOFF RETURNS	50	66
Total Yards Returned	1,028	1,288
Average Length of Return	20.6	19.5
PENALTIES	114	84
Yards Penalized	902	782
FUMBLES	33	32
Own Fumbles Recovered	14	16
Opponents' Fumbles Recovered	16	19
FIELD GOALS	14	22
Field Goals Attempted	28	25
TOTAL POINTS SCORED	393	239
Touchdowns Scored	50	25
Touchdowns Rushing	19	8
Touchdowns Passing	29	16
Touchdown Returns	2	1
Extra Points	49	23
Safeties	1	0
AVG. TIME OF POSSESSION	31:34	28:26

SCORING	TDs	Ru	Pa	Int	Fu	KO	Pu	PAT	FG	S	Pts
Cofer, Mike	0	0	0	0	0	0	0	49/50	14/28	0	91
Rice, Jerry	14	0	14	0	0	0	0	0/0	0/0	0	84
Taylor, John	9	0	9	0	0	0	0	0/0	0/0	0	54
Sydney, Harry	7	5	2	0	0	0	0	0/0	0/0	0	42
Rathman, Tom	6	6	0	0	0	0	0	0/0	0/0	0	36
Carter, Dexter	4	2	1	0	0	1	0	0/0	0/0	0	24
Young, Steve	4	4	0	0	0	0	0	0/0	0/0	0	24
Henderson, Keith	2	2	0	0	0	0	0	0/0	0/0	0	12
Sherrard, Mike	2	0	2	0	0	0	0	0/0	0/0	0	12
Griffin, Don	1	0	0	0	1	0	0	0/0	0/0	0	6
Williams, Jamie	1	0	1	0	0	0	0	0/0	0/0	0	6
Jordan, Darin	0	0	0	0	0	0	0	0/0	0/0	1	2
49ERS	50	19	29	0	1	1	0	49/50	14/28	1	393
OPPONENTS	25	8	16	0	0	1	0	23/25	22/25	0	239

Rookie Names in Italics

RUSHING	Att	Yds	Avg	LG	TD
Henderson, Keith	137	561	4.1	25	2
Young, Steve	66	415	6.3	21	4
Carter, Dexter	85	379	4.5	53t	2
Sydney, Harry	57	245	4.3	32	5
Rathman, Tom	63	183	2.9	16	6
Bono, Steve	17	46	2.7	18	0
Tillman, Spencer	13	40	3.1	8	0
Rice, Jerry	1	2	2.0	2	0
Prokop, Joe	1	-10	-10.0	-10	0
49ERS	440	1,861	4.2	53t	19
OPPONENTS	399	1,512	3.8	37	8

RECEIVING	No	Yds	Avg	LG	TD
Rice, Jerry	80	1,206	15.1	73t	14
Taylor, John	64	1,011	15.8	97t	9
Rathman, Tom	34	286	8.4	32	0
Henderson, Keith	30	303	10.1	23	0
Jones, Brent	27	417	15.4	41	0
Sherrard, Mike	24	296	12.3	31	2
Carter, Dexter	23	253	11.0	26	1
Williams, Jamie	22	235	10.7	21	1
Sydney, Harry	13	90	6.9	19	2
Beach, Sanjay	4	43	10.8	20	0
Walls, Wesley	2	24	12.0	21	0
Tillman, Spencer	2	3	1.5	3	0
49ERS	325	4,167	12.8	97t	29
OPPONENTS	267	3,254	12.2	51	16

INTERCEPTIONS	No	Yds	Avg	LG	TD
Waymer, Dave	4	77	19.3	42	0
Lewis, Kevin	2	20	10.0	20	0
Jackson, Johnny	1	11	11.0	11	0
Romanowski, Bill	1	7	7.0	7	0
Lee, Mark	1	5	5.0	5	0
Whitmore, David	1	5	5.0	5	0
Bowles, Todd	1	0	0.0	0	0
Griffin, Don	1	0	0.0	0	0
49ERS	12	125	10.4	42	0
OPPONENTS	12	82	6.8	37	0

KICKOFF RETURNS	No	Yds	Avg	LG	TD
Carter, Dexter	37	839	22.7	98t	1
Tillman, Spencer	9	132	14.7	27	0
Beach, Sanjay	2	37	18.5	23	0
Sydney, Harry	1	13	13.0	13	0
Whitmore, David	1	7	7.0	7	0
49ERS	50	1,028	20.6	98t	1
OPPONENTS	66	1,288	19.5	100t	0

PUNT RETURNS	No	FC	Yds	Avg	LG	TD
Taylor, John	31	14	267	8.6	24	0
Bach, Sanjay	10	0	53	5.3	15	0
Lewis, Kevin	1	0	0	0.0	0	0
Griffin, Don	0	1	0	0.0	0	0
49ERS	42	15	320	7.6	24	0
OPPONENTS	30	6	239	8.0	23	0

PUNTING	No	Yds	Avg	TB	I-20	LG	Bik
Prokop, Joe	40	1,541	38.5	1	8	58	0
Mojsiejenko, Ralf	16	656	41.0	4	0	55	0
49ERS	56	2,197	39.2	5	8	58	0
OPPONENTS	82	3,365	41.0	10	17	58	0

PASSING	Att	Comp	Pct	Yds	LG	TD	Int	QB
Young, Steve	279	180	64.5	2,517	97t	17	8	101.8
Bono, Steve	237	141	59.5	1,617	78	11	4	88.5
<i>Musgrave, Bill</i>	5	4	80.0	33	15t	1	0	133.8
Sydney, Harry	1	0	0.0	0	0	0	0	39.6
49ERS	522	325	62.3	4,167	97t	29	12	96.2
OPPONENTS	499	267	53.5	3,254	51	16	12	74.5

1992 (14-2/15-3)
NFC West Champions
George Seifert, Coach

W	31	at New York Giants (74,519), S-6	14
L	31	Buffalo (64,053), S-13	34
W	31	at New York Jets (71,020), S-20	14
W	16	at New Orleans (68,591), SUN /S-27	10
W	27	Los Angeles Rams (63,071), O-4	24
W	24	at New England (54,126), O-11	12
W	56	Atlanta (63,302), O-18	17
-	-	BYE, O-25	-
L	14	at Phoenix (47,642), N-1	24
W	41	at Atlanta (67,404), MON /N-9	3
W	21	New Orleans (64,895), N-15	20
W	27	at Los Angeles Rams (65,858), N-22	10
W	20	Philadelphia (63,374), N-29	14
W	27	Miami (58,474), D-6	3
W	20	at Minnesota (60,685), D-13	17
W	21	Tampa Bay (60,519), D-19	14
W	24	Detroit (55,907), MON /D-28	6
431			236
NFC PLAYOFF - JAN. 9			
(at San Francisco - Candlestick Park)			
W	20	Washington (64,991)- SAT	13
NFC CHAMPIONSHIP - JAN. 17			
(at San Francisco - Candlestick Park)			
L	20	Dallas (64,920)	30

TEAM STATISTICS		49ers	Opp
TOTAL FIRST DOWNS		344	277
By Rushing		135	90
By Passing		192	174
By Penalties		17	13
TOTAL YARDS GAINED		6,195	4,787
By Rushing		2,315	1,418
By Passing		3,880	3,369
TOTAL PLAYS FROM SCRIMMAGE		994	943
Rushes		482	351
Average Gain Per Rush		4.8	4.0
NET YARDS PASSING		3,880	3,369
Passes Attempted		480	551
Passes Completed		319	320
Percent Completed		66.5	58.1
Had Intercepted		9	17
Times Sacked		32	41
Lost Attempting to Pass		174	273
PUNTS		49	76
Total Yardage of Punts		1,918	3,134
Average Length		39.1	41.2
KICKOFF RETURNS		42	66
Total Yards Returned		879	1,273
Average Length of Return		20.9	19.3
PENALTIES		80	79
Yards Penalized		636	651
FUMBLES		29	23
Own Fumbles Recovered		16	11
Opponents' Fumbles Recovered		12	13
FIELD GOALS		18	16
Field Goals Attempted		27	20
TOTAL POINTS SCORED		431	236
Touchdowns Scored		54	27
Touchdowns Rushing		22	5
Touchdowns Passing		29	20
Touchdown Returns		3	2
Extra Points		53	26
Safeties		0	0
AVG. TIME OF POSSESSION		32:19	27:41

SCORING	TDs	Ru	Pa	Int	Fu	KO	Pu	PAT	FG	S	Pts
Cofer, Mike	0	0	0	0	0	0	0	53/54	18/27	0	107
Rice, Jerry	11	1	10	0	0	0	0	0/0	0/0	0	66
Watters, Ricky	11	9	2	0	0	0	0	0/0	0/0	0	66
Rathman, Tom	9	5	4	0	0	0	0	0/0	0/0	0	54
Jones, Brent	4	0	4	0	0	0	0	0/0	0/0	0	24
Lee, Amp	4	2	2	0	0	0	0	0/0	0/0	0	24
Young, Steve	4	4	0	0	0	0	0	0/0	0/0	0	24
Taylor, John	3	0	3	0	0	0	0	0/0	0/0	0	18

Rookie Names in Italics

(continued)

SCORING	TDs	Ru	Pa	Int	Fu	KO	Pu	PAT	FG	S	Pts	
Turner, Odessa	2	0	2	0	0	0	0	0/0	0/0	0	12	
Carter, Dexter	1	0	1	0	0	0	0	0/0	0/0	0	6	
Hanks, Merton	1	0	0	0	0	0	1	0/0	0/0	0	6	
Johnson, John	1	0	0	1	0	0	0	0/0	0/0	0	6	
Logan, Marc	1	1	0	0	0	0	0	0/0	0/0	0	6	
Sherrard, Mike	1	0	0	0	1	0	0	0/0	0/0	0	6	
Williams, Jamie	1	0	1	0	0	0	0	0/0	0/0	0	6	
49ERS	54	22	29	1	1	0	1	53/54	18/27	0	431	
OPPONENTS	27	5	20	2	0	0	0	26/27	16/20	0	236	
RUSHING	Att	Yds	Avg	LG	TD							
Watters, Ricky	206	1,013	4.9	43	9							
Young, Steve	76	537	7.1	39t	4							
Lee, Amp	91	362	4.0	43	2							
Rathman, Tom	57	194	3.4	17	5							
Rice, Jerry	9	58	6.4	26t	1							
Logan, Marc	8	44	5.5	26	1							
Henderson, Keith	10	37	3.7	9	0							
Montana, Joe	3	28	9.3	16	0							
Bono, Steve	15	23	1.5	19	0							
Taylor, John	1	10	10.0	10	0							
Carter, Dexter	4	9	2.3	6	0							
Wilmsmeyer, Klaus	2	0	0.0	10	0							
49ERS	482	2,315	4.8	43	22							
OPPONENTS	351	1,418	4.0	35	5							
RECEIVING	No	Yds	Avg	LG	TD							
Rice, Jerry	84	1,201	14.3	80t	10							
Jones, Brent	45	628	14.0	43	4							
Rathman, Tom	44	343	7.8	27t	4							
Watters, Ricky	43	405	9.4	35	2							
Sherrard, Mike	38	607	16.0	56	0							
Taylor, John	25	428	17.1	54t	3							
Lee, Amp	20	102	5.1	17	2							
Turner, Odessa	9	200	22.2	57	2							
Williams, Jamie	7	76	10.9	21	1							
Logan, Marc	2	17	8.5	13	0							
Carter, Dexter	1	43	43.0	43t	1							
Henderson, Keith	1	4	4.0	4	0							
49ERS	319	4,054	12.7	80t	29							
OPPONENTS	320	3,642	11.4	55t	20							
INTERCEPTIONS	No	Yds	Avg	LG	TD							
Griffin, Don	5	4	0.8	2	0							
Davis, Eric	3	52	17.3	37	0							
Hall, Dana	2	34	17.0	34	0							
Hanks, Merton	2	5	2.5	4	0							
Johnson, John	1	56	56.0	56t	1							
Roberts, Larry	1	19	19.0	19	0							
DeLong, Keith	1	2	2.0	2	0							
Brown, Dennis	1	0	0.0	0	0							
Whitmore, David	1	0	0.0	0	0							
49ERS	17	172	10.1	56t	1							
OPPONENTS	9	126	14.0	51t	2							
KICKOFF RETURNS	No	Yds	Avg	LG	TD							
Logan, Marc	22	478	21.7	82	0							
Lee, Amp	14	276	19.7	33	0							
Grant, Alan	3	70	23.3	47	0							
Carter, Dexter	2	55	27.5	32	0							
Turner, Odessa	1	0	0.0	0	0							
49ERS	42	879	20.9	82	0							
OPPONENTS	66	1,273	19.3	45	0							
PUNT RETURNS	No	FC	Yds	Avg	LG	TD						
Grant, Alan	29	10	249	8.6	46	0						
Griffin, Don	6	2	69	11.5	29	0						
Lewis, Ronald	4	0	23	5.8	9	0						
Hanks, Merton	1	0	48	48.0	48t	1						
49ERS	40	12	389	9.7	48t	1						
OPPONENTS	23	9	177	7.7	27	0						
PUNTING	No	Yds	Avg	TB	I-20	LG	Bik					
Wilmsmeyer, Klaus	49	1,918	39.1	2	19	58	0					
49ERS	49	1,918	39.1	2	19	58	0					
OPPONENTS	76	3,134	41.2	7	23	71	0					
PASSING	Att	Comp	Pct	Yds	LG	TD	Int	QB				
Young, Steve	402	268	66.7	3,465	80t	25	7	107.0				
Bono, Steve	56	36	64.3	463	36	2	2	87.1				
Montana, Joe	21	15	71.4	126	17	2	0	118.4				
Watters, Ricky	1	0	0.0	0	0	0	0	39.6				
49ERS	480	319	66.5	4,054	80t	29	9	105.0				
OPPONENTS	551	320	58.1	3,642	55t	20	17	77.3				

1993 (10-6/11-7)
NFC West Champions
George Seifert, Coach

W	24	at Pittsburgh (57,502), S-5	13
L	13	at Cleveland (78,218), MON/S -13	23
W	37	Atlanta (63,032), S-19	30
L	13	at New Orleans (69,041), S-26	16
W	38	Minnesota (63,071), O-3	19
-	-	BYE, O-10	-
L	17	at Dallas (65,099), O-17	26
W	28	Phoenix (62,020), O-24	14
W	40	Los Angeles Rams (63,417), O-31	17
-	-	BYE, N-7	-
W	45	at Tampa Bay (43,835), N-14	21
W	42	New Orleans (66,500), MON/N -22	7
W	35	at Los Angeles Rams (62,143), N-28	10
W	21	Cincinnati (60,039), SUN/D -5	8
L	24	at Atlanta (64,688), SAT/D -11	27
W	55	at Detroit (77,052), D-19	17
L	7	Houston (61,744), SAT/D -25	10
L	34	Philadelphia (61,653), MON/J -3 (OT)	37
473			295
NFC PLAYOFF - JAN. 15 (at San Francisco - Candlestick Park)			
W	44	New York Giants (67,143)	3
NFC CHAMPIONSHIP - JAN. 23 (at Irving - Texas Stadium)			
L	21	at Dallas (64,902)	38

TEAM STATISTICS		49ers	Opp
TOTAL FIRST DOWNS		372	297
By Rushing		134	109
By Passing		212	171
By Penalties		26	17
TOTAL YARDS GAINED		6,435	4,997
By Rushing		2,133	1,800
By Passing		4,302	3,197
TOTAL PLAYS FROM SCRIMMAGE		1,022	1,012
Rushes		463	404
Average Gain Per Rush		4.6	4.5
NET YARDS PASSING		4,302	3,197
Passes Attempted		524	564
Passes Completed		354	314
Percent Completed		67.6	55.7
Had Intercepted		17	19
Times Sacked		35	44
Lost Attempting to Pass		178	316
PUNTS		42	68
Total Yardage of Punts		1,718	2,985
Average Length		40.9	43.9
KICKOFF RETURNS		40	61
Total Yards Returned		715	1,196
Average Length of Return		17.9	19.6
PENALTIES		95	99
Yards Penalized		800	743
FUMBLES		32	20
Own Fumbles Recovered		19	9
Opponents' Fumbles Recovered		11	13
FIELD GOALS		16	27
Field Goals Attempted		26	30
TOTAL POINTS SCORED		473	295
Touchdowns Scored		61	30
Touchdowns Rushing		26	6
Touchdowns Passing		29	23
Touchdown Returns		6	1
Extra Points		59	30
Safeties		0	2
AVG. TIME OF POSSESSION		30:24	29:36
SCORING		TDs Ru Pa Int Fu KO Pu PAT	FG S Pts
Cofer, Mike		0 0 0 0 0 0 0 59/61	16/26 0 107
Rice, Jerry		16 1 15 0 0 0 0 0/0	0/0 0 96
Watters, Ricky		11 10 1 0 0 0 0 0/0	0/0 0 66
Logan, Marc		7 7 0 0 0 0 0 0/0	0/0 0 42
Taylor, John		5 0 5 0 0 0 0 0/0	0/0 0 30
Jones, Brent		3 0 3 0 0 0 0 0/0	0/0 0 18
Lee, Amp		3 1 2 0 0 0 0 0/0	0/0 0 18

Rookie Names in Italics

(continued)

SCORING		TDs Ru Pa Int Fu KO Pu PAT	FG S Pts
Rathman, Tom		3 3 0 0 0 0 0 0/0	0/0 0 18
Carter, Dexter		2 1 0 0 0 0 1 0/0	0/0 0 12
Davis, Eric		2 0 0 1 1 0 0 0/0	0/0 0 12
Young, Steve		2 2 0 0 0 0 0 0/0	0/0 0 12
Beach, Sanjay		1 0 1 0 0 0 0 0/0	0/0 0 6
Bono, Steve		1 1 0 0 0 0 0 0/0	0/0 0 6
Hanks, Merton		1 0 0 1 0 0 0 0/0	0/0 0 6
McGruder, Mike		1 0 0 1 0 0 0 0/0	0/0 0 6
<i>Singleton, Nate</i>		1 0 1 0 0 0 0 0/0	0/0 0 6
Tamm, Ralph		1 0 0 0 0 0 0 0/0	0/0 0 6
Williams, Jamie		1 0 1 0 0 0 0 0/0	0/0 0 6
49ERS		61 26 29 3 2 0 1 59/61	16/26 0 473
OPPONENTS		30 6 23 0 0 0 0 30/30	27/30 2 295
RUSHING		Att Yds Avg LG TD	
Watters, Ricky		208 950 4.6 39 10	
Young, Steve		69 407 5.9 35 2	
Logan, Marc		58 280 4.8 45 7	
Lee, Amp		72 230 3.2 13 1	
Rathman, Tom		19 80 4.2 19 3	
Carter, Dexter		10 72 7.2 50t 1	
Rice, Jerry		3 69 23.0 43t 1	
Taylor, John		2 17 8.5 12 0	
Walker, Adam		5 17 3.4 11 0	
Bono, Steve		12 14 1.2 10 1	
Wilmsmeyer, Klaus		2 0 0.0 0 0	
Musgrave, Bill		3 -3 -1.0 -1 0	
49ERS		463 2,133 4.6 50t 26	
OPPONENTS		404 1,800 4.5 41 6	
RECEIVING		No Yds Avg LG TD	
Rice, Jerry		98 1,503 15.3 80t 15	
Jones, Brent		68 735 10.8 29 3	
Taylor, John		56 940 16.8 76t 5	
Logan, Marc		37 348 9.4 24 0	
Watters, Ricky		31 326 10.5 48t 1	
Williams, Jamie		16 132 8.3 15 1	
Lee, Amp		16 115 7.2 22 2	
Rathman, Tom		10 86 8.6 17 0	
<i>Singleton, Nate</i>		8 126 15.8 33 1	
Beach, Sanjay		5 59 11.8 20t 1	
Turner, Odessa		3 64 21.3 32 0	
Carter, Dexter		2 40 20.0 14 0	
Young, Steve		2 2 1.0 6 0	
Walker, Adam		1 4 4.0 4 0	
49ERS		354 4,480 12.7 80t 29	
OPPONENTS		314 3,513 11.2 65t 23	
INTERCEPTIONS		No Yds Avg LG TD	
McGruder, Michael		5 89 17.8 37 1	
Davis, Eric		4 45 11.3 41t 1	
Hanks, Merton		3 104 34.7 67t 1	
McDonald, Tim		3 23 7.7 21 0	
Griffin, Don		3 6 2.0 3 0	
Johnson, John		1 0 0.0 0 0	
49ERS		19 267 14.1 67t 3	
OPPONENTS		17 157 9.2 30 0	
KICKOFF RETURNS		No Yds Avg LG TD	
Carter, Dexter		25 494 19.8 60 0	
Lee, Amp		10 160 16.0 28 0	
Walker, Adam		3 51 17.0 30 0	
Brandes, John		1 10 10.0 10 0	
Kelm, Larry		1 0 0.0 0 0	
49ERS		40 715 17.9 60 0	
OPPONENTS		61 1,196 19.6 50 1	
PUNT RETURNS		No FC Yds Avg LG TD	
Carter, Dexter		34 20 411 12.1 72t 1	
Kelm, Larry		1 0 0 0.0 0 0	
49ERS		35 20 411 11.7 72t 1	
OPPONENTS		15 8 171 11.4 50 0	
PUNTING		No Yds Avg TB I-20 LG Bk	
Wilmsmeyer, Klaus		42 1,718 40.9 5 11 61 0	
49ERS		42 1,718 40.9 5 11 61 0	
OPPONENTS		68 2,985 43.9 5 12 57 0	
PASSING		Att Comp Pct Yds LG TD Int QB	
Young, Steve		462 314 68.0 4,023 80t 29 16 101.5	
Bono, Steve		61 39 63.9 416 33 0 1 76.9	
Taylor, John		1 1 100.0 41 41 0 0 118.8	
49ERS		524 354 67.6 4,480 80t 29 17 98.9	
OPPONENTS		564 314 55.7 3,513 65t 23 19 74.0	

1994 (13-3/16-3)
NFC West Champions – World Champions
George Seifert, Coach

W	44	Los Angeles Raiders (68,032), MON/S –5	14
L	17	at Kansas City (79,907), S –11	24
W	34	at Los Angeles Rams (56,479), S –18	19
W	24	New Orleans (63,971), S –25	13
L	8	Philadelphia (64,843), O –2	40
W	27	at Detroit (77,340), O –9	21
W	42	at Atlanta (67,298), O –16	3
W	41	Tampa Bay (62,741), O –23	16
–	–	BYE , O –30	
W	37	at Washington (54,335), N –6	22
W	21	Dallas (69,014), N –13	14
W	31	Los Angeles Rams (62,774), SUN/N –20	27
W	35	at New Orleans (61,304), MON/N –28	14
W	50	Atlanta (60,549), D –4	14
W	38	at San Diego (62,105), SAT/D –11	15
W	42	Denver (64,884), SAT/D –17	19
L	14	at Minnesota (63,326), MON/D –26	21
505			296
NFC PLAYOFF - JAN. 7			
(at San Francisco – Candlestick Park)			
W	44	Chicago (64,644)– SAT	15
NFC CHAMPIONSHIP - JAN. 15			
(at San Francisco – Candlestick Park)			
W	38	Dallas (69,125)	28
SUPER BOWL XXIX - JAN. 29			
(at Miami – Joe Robbie Stadium)			
W	49	San Diego (74,107)	26

TEAM STATISTICS		49ers	Opp
TOTAL FIRST DOWNS		362	285
By Rushing		122	82
By Passing		210	182
By Penalties		30	21
TOTAL YARDS GAINED		6,060	4,839
By Rushing		1,897	1,338
By Passing		4,163	3,501
TOTAL PLAYS FROM SCRIMMAGE		1,037	996
Rushes		491	375
Average Gain Per Rush		3.9	3.6
NET YARDS PASSING		4,163	3,501
Passes Attempted		511	583
Passes Completed		359	329
Percent Completed		70.3	56.4
Had Intercepted		11	23
Times Sacked		35	38
Lost Attempting to Pass		199	255
PUNTS		54	77
Total Yardage of Punts		2,235	3,274
Average Length		41.4	42.5
KICKOFF RETURNS		58	89
Total Yards Returned		1,244	1,912
Average Length of Return		21.4	21.5
PENALTIES		109	108
Yards Penalized		890	912
FUMBLES		25	25
Own Fumbles Recovered		12	13
Opponents' Fumbles Recovered		12	13
FIELD GOALS		15	15
Field Goals Attempted		20	21
TOTAL POINTS SCORED		505	296
Touchdowns Scored		66	35
Touchdowns Rushing		23	16
Touchdowns Passing		37	15
Touchdown Returns		6	4
Extra Points		60	23
Safeties		0	2
AVG. TIME OF POSSESSION		31:38	28:22

SCORING		TDs	Ru	Pa	Int	Fu	KO	Pu	PAT	FG	S	Pts
<i>Brien, Doug</i>		0	0	0	0	0	0	0	60/62	15/20	0	105
Rice, Jerry		15	2	13	0	0	0	0	0/0	0/0	0	92
Watters, Ricky		11	6	5	0	0	0	0	0/0	0/0	0	66
Jones, Brent		9	0	9	0	0	0	0	0/0	0/0	0	56
Young, Steve		7	7	0	0	0	0	0	0/0	0/0	0	42
<i>Floyd, William</i>		6	6	0	0	0	0	0	0/0	0/0	0	36

Rookie Names in Italics

(continued)

SCORING		TDs	Ru	Pa	Int	Fu	KO	Pu	PAT	FG	S	Pts
Taylor, John		5	0	5	0	0	0	0	0/0	0/0	0	30
Sanders, Deion		3	0	0	3	0	0	0	0/0	0/0	0	18
Logan, Marc		2	1	1	0	0	0	0	0/0	0/0	0	12
McCaffrey, Ed		2	0	2	0	0	0	0	0/0	0/0	0	12
McDonald, Tim		2	0	0	1	1	0	0	0/0	0/0	0	12
Singleton, Nate		2	0	2	0	0	0	0	0/0	0/0	0	12
Carter, Dexter		1	0	0	0	0	1	0	0/0	0/0	0	6
Walker, Adam		1	1	0	0	0	0	0	0/0	0/0	0	6
49ERS		66	23	37	4	1	1	0	60/62	15/20	0	505
OPPONENTS		35	16	15	1	3	0	0	23/23	15/21	2	296

RUSHING		Att	Yds	Avg	LG	TD
Watters, Ricky		239	877	3.7	23	6
<i>Floyd, William</i>		87	305	3.5	26	6
Young, Steve		58	293	5.1	27	7
Logan, Marc		33	143	4.3	22	1
Loville, Derek		31	99	3.2	13	0
Rice, Jerry		7	93	13.3	28t	2
Walker, Adam		13	54	4.2	14	1
Carter, Dexter		8	34	4.3	18	0
Grbac, Elvis		13	1	0.1	6	0
Taylor, John		2	–2	–1.0	1	0
49ERS		491	1,897	3.9	28t	23
OPPONENTS		375	1,338	3.6	44t	16

RECEIVING		No	Yds	Avg	LG	TD
Rice, Jerry		112	1,499	13.4	69t	13
Watters, Ricky		66	719	10.9	65t	5
Jones, Brent		49	670	13.7	69t	9
Taylor, John		41	531	13.0	35	5
Singleton, Nate		21	294	14.0	43t	2
<i>Floyd, William</i>		19	145	7.6	15	0
Logan, Marc		16	97	6.1	15	1
Popson, Ted		13	141	10.9	24	0
McCaffrey, Ed		11	131	11.9	32	2
Carter, Dexter		7	99	14.1	44	0
Loville, Derek		2	26	13.0	19	0
<i>Carolan, Brett</i>		2	10	5.0	6	0
49ERS		359	4,362	12.2	69t	37
OPPONENTS		329	3,756	11.4	90	15

INTERCEPTIONS		No	Yds	Avg	LG	TD
Hanks, Merton		7	93	13.3	38	0
Sanders, Deion		6	303	50.5	93t	3
McDonald, Tim		2	79	39.5	73t	1
Hall, Dana		2	0	0.0	0	0
Cook, Toi		1	18	18.0	18	0
Davis, Eric		1	8	8.0	8	0
<i>Drakeford, Tyronne</i>		1	6	6.0	6	0
Plummer, Gary		1	1	1.0	1	0
Brown, Dennis		1	0	0.0	0	0
Norton, Ken, Jr.		1	0	0.0	0	0
49ERS		23	508	22.1	93t	4
OPPONENTS		11	107	9.7	36t	1

KICKOFF RETURNS		No	Yds	Avg	LG	TD
Carter, Dexter		48	1,105	23.0	96t	1
Walker, Adam		6	82	13.7	19	0
Loville, Derek		2	34	17.0	19	0
Singleton, Nate		2	23	11.5	17	0
49ERS		58	1,244	21.5	96t	1
OPPONENTS		89	1,912	21.5	51	0

PUNT RETURNS		No	FC	Yds	Avg	LG	TD
Carter, Dexter		38	12	321	8.5	26	0
Singleton, Nate		2	1	13	6.5	8	0
49ERS		40	13	334	8.4	26	0
OPPONENTS		28	10	242	8.6	43	0

PUNTING		No	Yds	Avg	TB	I–20	LG	Bik
Wilmsmeyer, Klaus		54	2,235	41.4	3	18	60	0
49ERS		54	2,235	41.4	3	18	60	0
OPPONENTS		77	3,274	42.5	9	19	65	0

PASSING		Att	Comp	Pct	Yds	LG	TD	Int	QB
Young, Steve		461	324	70.3	3,969	69t	35	10	112.8
Grbac, Elvis		50	35	70.0	393	42	2	1	98.2
49ERS		511	359	70.3	4,362	69t	37	11	111.4
OPPONENTS		583	329	56.4	3,756	90	15	23	68.1

1995 (11-5/11-6)
NFC West Champions
George Seifert, Coach

W	24	at New Orleans (66,627), S-3	22
W	41	Atlanta (63,627), S-10	10
W	28	New England (66,179), S-17	3
L	24	at Detroit (76,236), MON/S -25	27
W	20	New York Giants (65,536), O-1	6
-	-	BYE, O-8	-
L	17	at Indianapolis (60,273), O-15	18
W	44	at St. Louis Rams (59,915), O-22	10
L	7	New Orleans (65,272), O-29	11
L	7	Carolina (61,722), N-5	13
W	38	at Dallas (65,180), N-12	20
W	44	at Miami (73,080), MON/N -20	20
W	41	St. Louis Rams (66,049), N-26	13
W	27	Buffalo (65,568), SUN/D -3	17
W	31	at Carolina (76,136), D-10	10
W	37	Minnesota (64,975), MON/D -18	30
L	27	at Atlanta (51,785), D-24	28
457			258
NFC PLAYOFF - JAN. 6			
(at San Francisco - 3Com Park)			
L	17	Green Bay (69,311)- SAT	27

TEAM STATISTICS		49ers	Opp
TOTAL FIRST DOWNS		355	264
By Rushing		109	57
By Passing		231	192
By Penalties		15	15
TOTAL YARDS GAINED		6,087	4,398
By Rushing		1,479	1,061
By Passing		4,608	3,337
TOTAL PLAYS FROM SCRIMMAGE		1,092	999
Rushes		415	348
Average Gain Per Rush		3.6	3.1
NET YARDS PASSING		4,608	3,337
Passes Attempted		644	611
Passes Completed		432	330
Percent Completed		67.1	54.0
Had Intercepted		16	26
Times Sacked		33	40
Lost Attempting to Pass		171	240
PUNTS		57	70
Total Yardage of Punts		2,312	2,918
Average Length		40.6	41.7
KICKOFF RETURNS		58	82
Total Yards Returned		1,183	1,857
Average Length of Return		20.4	22.6
PENALTIES		88	74
Yards Penalized		711	556
FUMBLES		21	23
Own Fumbles Recovered		9	15
Opponents' Fumbles Recovered		8	12
FIELD GOALS		20	27
Field Goals Attempted		28	32
TOTAL POINTS SCORED		457	258
Touchdowns Scored		57	26
Touchdowns Rushing		19	5
Touchdowns Passing		29	19
Touchdown Returns		9	2
Extra Points		51	17
Safeties		0	0
AVG. TIME OF POSSESSION		31:56	28:04
SCORING	TDs Ru Pa Int Fu KO Pu PAT FG S Pts		
Rice, Jerry	17 1 15 0 1 0 0 0/0	0/0	0 104
Loville, Derek	13 10 3 0 0 0 0 0/0	0/0	0 80
Wilkins, Jeff	0 0 0 0 0 0 0 27/29	12/13	0 63
Brien, Doug	0 0 0 0 0 0 0 19/19	7/12	0 40
Stokes, J.J.	4 0 4 0 0 0 0 0/0	0/0	0 24
Floyd, William	3 2 1 0 0 0 0 0/0	0/0	0 18
Jones, Brent	3 0 3 0 0 0 0 0/0	0/0	0 18
Young, Steve	3 3 0 0 0 0 0 0/0	0/0	0 18
Grbac, Elvis	2 2 0 0 0 0 0 0/0	0/0	0 12
McDonald, Tim	2 0 0 2 0 0 0 0/0	0/0	0 12
Norton, Ken	2 0 0 2 0 0 0 0/0	0/0	0 12
Taylor, John	2 0 2 0 0 0 0 0/0	0/0	0 12
Zendejas, Tony	0 0 0 0 0 0 0 5/6	1/3	0 8
Carter, Dexter	1 0 0 0 0 0 1 0/0	0/0	0 6
Davis, Eric	1 0 0 1 0 0 0 0/0	0/0	0 6

Rookie Names in Italics

(continued)

SCORING		TDs Ru Pa Int Fu KO Pu PAT FG S Pts
Hanks, Merton	1 0 0 0 1 0 0 0/0	0/0 0 6
Singleton, Nate	1 0 1 0 0 0 0 0/0	0/0 0 6
Walker, Adam	1 1 0 0 0 0 0 0/0	0/0 0 6
Woodall, Lee	1 0 0 0 1 0 0 0/0	0/0 0 6
49ERS	57 19 29 5 3 0 1 51/54	20/28 0 457
OPPONENTS	26 5 19 2 0 0 0 17/18	27/32 0 258
2-pt conversions: D. Loville, J. Rice, Team: 2-3		
RUSHING		Att Yds Avg LG TD
Loville, Derek	218	723 3.3 27 10
Young, Steve	50	250 5.0 29 3
Floyd, William	64	237 3.7 23 2
Erwins, Ricky	23	88 3.8 13 0
Walker, Adam	14	44 3.1 16 1
Rice, Jerry	5	36 7.2 20t 1
Willis, Jamal	12	35 2.9 15 0
Grbac, Elvis	20	33 1.7 11 2
Carter, Dexter	7	22 3.1 15 0
Lynn, Anthony	2	11 5.5 6 0
49ERS	415	1,479 3.6 29 19
OPPONENTS	348	1,061 3.1 33 5
RECEIVING		No Yds Avg LG TD
Rice, Jerry	122	1,848 15.1 81t 15
Loville, Derek	87	662 7.6 31 3
Jones, Brent	60	595 9.9 39 3
Floyd, William	47	348 7.4 23 1
Stokes, J.J.	38	517 13.6 41t 4
Taylor, John	29	387 13.3 40 2
Popson, Ted	16	128 8.0 16 0
Walker, Adam	11	78 7.1 15 0
Singleton, Nate	8	108 13.5 23 1
Thomas, Chris	6	73 12.2 23 0
Willis, Jamal	3	8 2.7 5 0
Erwins, Ricky	2	21 10.5 11 0
Carter, Dexter	1	4 4.0 4 0
Carolan, Brett	1	3 3.0 3 0
Dalman, Chris	1	-1 -1.0 -1 0
49ERS	432	4,779 11.1 81t 29
OPPONENTS	330	3,577 10.8 53 19
INTERCEPTIONS		No Yds Avg LG TD
Drakeford, Tyronne	5	54 10.8 37 0
Hanks, Merton	5	31 6.2 23 0
McDonald, Tim	4	135 33.8 52t 2
Norton, Ken, Jr.	3	102 34.0 46 2
Davis, Eric	3	84 28.0 86t 1
Woodall, Lee	2	0 0.0 0 0
Dodge, Dedrick	1	13 13.0 13 0
Stubblefield, Dana	1	12 12.0 12 0
Jackson, Rickey	1	1 1.0 1 0
Pope, Marquez	1	-7 -7.0 -7 0
49ERS	26	425 16.4 86t 5
OPPONENTS	16	247 15.4 96t 2
KICKOFF RETURNS		No Yds Avg LG TD
Carter, Dexter	23	522 22.7 46 0
Willis, Jamal	17	427 25.1 39 0
Erwins, Ricky	5	32 6.4 14 0
Warren, Terrence	4	67 16.8 21 0
Thomas, Mark	3	49 16.3 20 0
Dalman, Chris	3	29 9.7 12 0
Caldwell, Mike	2	40 20.0 20 0
Walker, Adam	1	17 17.0 17 0
49ERS	58	1,183 20.4 46 0
OPPONENTS	82	1,857 22.7 71 1
PUNT RETURNS		No FC Yds Avg LG TD
Carter, Dexter	9	7 164 18.2 78t 1
Taylor, John	11	9 56 5.1 11 0
Singleton, Nate	5	1 27 5.4 19 0
Hanks, Merton	1	0 0 0.0 0 0
Thomas, Chris	1	0 25 25.0 25 0
49ERS	27	17 272 10.1 78t 1
OPPONENTS	26	20 292 11.2 74 0
PUNTING		No Yds Avg TB I-20 LG BIK
Thompson, Tommy	57	2,312 40.6 5 13 65 0
49ERS	57	2,312 40.6 5 13 65 0
OPPONENTS	70	2,918 41.7 11 19 55 0
PASSING		Att Comp Pct Yds LG TD Int QB
Young, Steve	447	299 66.9 3,200 57 20 11 92.3
Grbac, Elvis	183	127 69.4 1,469 81t 8 5 80.8
Conklin, Cary	12	4 33.3 48 28 0 0 46.5
Rice, Jerry	1	1 100.0 41 41t 1 0 158.3
Taylor, John	1	1 100.0 21 21 0 0 118.8
49ERS	644	432 67.1 4,779 81t 29 16 93.6
OPPONENTS	611	330 54.0 3,577 53 19 26 64.1

1996 (12-4/13-5)
George Seifert, Coach

W	27	New Orleans (63,970), S-1	11
W	34	St. Louis (63,624), S-8	0
-	-	BYE, S-15	-
L	7	at Carolina (72,224), S-22	23
W	39	Atlanta (62,995), S-29	17
W	28	at St. Louis (61,260), O-6	11
L	20	at Green Bay (60,716), MON /O-14	(OT) 23
W	28	Cincinnati (63,218), O-20	21
W	10	at Houston (53,664), O-27	9
W	24	at New Orleans (53,297), SUN /N-3	17
L	17	Dallas (68,919), N-10	(OT) 20
W	38	Baltimore (51,597), N-17	20
W	19	at Washington (54,235), N-24	(OT) 16
W	34	at Atlanta (46,318), MON /D-2	10
L	24	Carolina (66,291), D-8	30
W	25	at Pittsburgh (59,823), D-15	15
W	24	Detroit (61,921), MON /D-23	14
398			257
NFC WILD CARD - DEC. 29 (at San Francisco - 3Com Park)			
W	14	Philadelphia (56,460)	0
NFC PLAYOFF - JAN. 4 (at Green Bay - Lambeau Field)			
L	14	Green Bay (60,787)	35

TEAM STATISTICS		49ers	Opp
TOTAL FIRST DOWNS		315	269
By Rushing		108	76
By Passing		188	164
By Penalties		19	29
TOTAL YARDS GAINED		5,506	4,661
By Rushing		1,847	1,497
By Passing		3,659	3,164
TOTAL PLAYS FROM SCRIMMAGE		1,046	1,021
Rushes		454	418
Average Gain Per Rush		4.1	3.6
NET YARDS PASSING		3,659	3,164
Passes Attempted		550	558
Passes Completed		358	287
Percent Completed		65.1	51.4
Had Intercepted		16	20
Times Sacked		42	45
Lost Attempting to Pass		200	297
PUNTS		73	88
Total Yardage of Punts		3,217	3,695
Average Length		44.1	42.0
KICKOFF RETURNS		59	77
Total Yards Returned		1,258	1,414
Average Length of Return		21.3	18.4
PENALTIES		119	97
Yards Penalized		925	819
FUMBLES		16	29
Own Fumbles Recovered		8	15
Opponents' Fumbles Recovered		14	8
FIELD GOALS		30	26
Field Goals Attempted		34	29
TOTAL POINTS SCORED		398	257
Touchdowns Scored		43	25
Touchdowns Rushing		17	4
Touchdowns Passing		24	21
Touchdown Returns		2	0
Extra Points		40	21
Safeties		4	0
AVG. TIME OF POSSESSION		31:28	28:32

SCORING	TDs	Ru	Pa	Int	Fu	KO	Pu	PAT	FG	S	Pts
Wilkins, Jeff	0	0	0	0	0	0	0	40/40	30/34	0	130
Rice, Jerry	9	1	8	0	0	0	0	0/0	0/0	0	54
Popson, Ted	6	0	6	0	0	0	0	0/0	0/0	0	36
Young, Steve	4	4	0	0	0	0	0	0/0	0/0	0	26
Kirby, Terry	4	3	1	0	0	0	0	0/0	0/0	0	24
Loville, Derek	4	2	2	0	0	0	0	0/0	0/0	0	24
Owens, Terrell	4	0	4	0	0	0	0	0/0	0/0	0	24
Floyd, William	3	2	1	0	0	0	0	0/0	0/0	0	18
Grbac, Elvis	2	2	0	0	0	0	0	0/0	0/0	0	12
Vardell, Tommy	2	2	0	0	0	0	0	0/0	0/0	0	12
Carter, Dexter	1	1	0	0	0	0	0	0/0	0/0	0	6

Rookie Names in Italics

(continued)

SCORING	TDs	Ru	Pa	Int	Fu	KO	Pu	PAT	FG	S	Pts
Doleman, Chris	1	0	0	0	1	0	0	0/0	0/0	0	6
Jones, Brent	1	0	1	0	0	0	0	0/0	0/0	0	6
Pope, Marquez	1	0	0	1	0	0	0	0/0	0/0	0	6
<i>Uwaezuoke, Iheanyi</i>	1	0	1	0	0	0	0	0/0	0/0	0	6
Young, Bryant	0	0	0	0	0	0	0	0/0	0/0	2	4
49ERS	43	17	24	1	1	0	0	40/40	30/34	4*394	

OPPONENTS 25 4 21 0 0 0 0 0 21/21 26/29 0 257

2-pt conversions: S. Young, Team: 1-3, Opponents: 4-4

*49ers credited with 2 team safeties

RUSHING	Att	Yds	Avg	LG	TD
Kirby, Terry	134	559	4.2	31	3
Young, Steve	52	310	6.0	33	4
Loville, Derek	70	229	3.3	16	2
Vardell, Tommy	58	192	3.3	17	2
Floyd, William	47	186	4.0	12	2
Lynn, Anthony	24	164	6.8	67	0
Rice, Jerry	11	77	7.0	38	1
Carter, Dexter	19	66	3.5	18	1
Brohm, Jeff	16	43	2.7	22	0
Grbac, Elvis	23	21	0.9	12	2
49ERS	454	1,847	4.1	67	17
OPPONENTS	418	1,497	3.6	54t	4

RECEIVING	No	Yds	Avg	LG	TD
Rice, Jerry	108	1,254	11.6	39	8
Kirby, Terry	52	439	8.4	52	1
<i>Owens, Terrell</i>	35	520	14.9	46t	4
Jones, Brent	33	428	13.0	39	1
Vardell, Tommy	28	179	6.4	22	0
Popson, Ted	26	301	11.6	39t	6
Floyd, William	26	197	7.6	24	1
Stokes, J.J.	18	249	13.8	40	0
Loville, Derek	16	138	8.6	44t	2
<i>Uwaezuoke, Iheanyi</i>	7	91	13.0	29t	1
<i>Manuel, Sean</i>	3	18	6.0	7	0
Lynn, Anthony	2	14	7.0	8	0
Caldwell, Mike	2	9	4.5	8	0
Cooper, Adrian	1	11	11.0	11	0
Singleton, Nate	1	11	11.0	11	0
49ERS	358	3,859	10.8	52	24
OPPONENTS	287	3,461	12.1	65t	21

INTERCEPTIONS	No	Yds	Avg	LG	TD
Pope, Marquez	6	98	16.3	55t	1
Hanks, Merton	4	7	1.8	8	0
Dodge, Dedrick	3	27	9.0	26	0
McDonald, Tim	2	14	7.0	14	0
Doleman, Chris	2	1	0.5	1	0
Stubblefield, Dana	1	15	15.0	15	0
Drakeford, Tyrone	1	11	11.0	11	0
Israel, Steve	1	3	3.0	3	0
49ERS	20	176	8.8	55t	1
OPPONENTS	16	107	6.7	35	0

KICKOFF RETURNS	No	Yds	Avg	LG	TD
Carter, Dexter	41	909	22.2	71	0
Loville, Derek	10	229	22.9	35	0
<i>Owens, Terrell</i>	3	47	15.7	18	0
Deese, Derrick	2	20	10.0	12	0
Kirby, Terry	1	22	22.0	22	0
<i>Uwaezuoke, Iheanyi</i>	1	21	21.0	21	0
Singleton, Nate	1	10	10.0	10	0
49ERS	59	1,258	21.3	71	0
OPPONENTS	77	1,414	18.4	58	0

PUNT RETURNS	No	FC	Yds	Avg	LG	TD
Carter, Dexter	36	17	317	8.8	52	0
Singleton, Nate	2	0	32	16.0	21	0
Kirby, Terry	1	4	3	3.0	3	0
49ERS	39	21	352	9.0	52	0
OPPONENTS	36	11	235	6.5	22	0

PUNTING	No	Yds	Avg	TB	I-20	LG	Bik
Thompson, Tommy	73	3,217	44.1	6	20	65	2
49ERS	73	3,217	42.9	6	20	65	2
OPPONENTS	88	3,695	42.0	11	23	62	0

PASSING	Att	Comp	Pct	Yds	LG	TD	Int	QB
Young, Steve	316	214	67.7	2,410	52	14	6	97.2
Grbac, Elvis	197	122	61.9	1,236	40	8	10	72.2
Brohm, Jeff	34	21	61.8	189	49	1	0	86.5
Kirby, Terry	2	1	50.0	24	24t	1	0	133.3
Rice, Jerry	1	0	0.0	0	0	0	0	39.6
49ERS	550	358	65.1	3,859	52	24	16	88.0
OPPONENTS	558	287	51.4	3,461	65t	21	20	68.4

1997 (13-3/14-4)
NFC West Champions
Steve Mariucci, Coach

L	6	at Tampa Bay (62,554), A-31	13
W	15	at St. Louis (64,630), S-7	12
W	33	New Orleans (61,838), S-14	7
W	34	Atlanta (60,404), S-21	7
W	34	at Carolina (70,972), MON/S-29	21
-	-	BYE, 0-5	-
W	30	St. Louis (63,825), 0-12	10
W	35	at Atlanta (53,378), 0-19	28
W	23	at New Orleans (60,443), 0-26	0
W	17	Dallas (68,657), N-2	10
W	24	at Philadelphia (67,133), MON/N-10	12
W	27	Carolina (61,500), N-16	19
W	17	San Diego (61,195), N-23	10
L	9	at Kansas City (77,535), N-30	44
W	28	Minnesota (55,761), D-7	17
W	34	Denver (68,461), MON/D-15	17
L	9	at Seattle (66,253), SUN/D-21	38
375			265
NFC PLAYOFF - JAN. 3			
(at San Francisco - 3Com Park)			
W	38	Minnesota (65,018)- SAT	22
NFC CHAMPIONSHIP - JAN. 11			
(at San Francisco - 3Com Park)			
L	10	Green Bay (68,987)	23

TEAM STATISTICS		49ers	Opp
TOTAL FIRST DOWNS		294	242
By Rushing		106	67
By Passing		167	145
By Penalties		21	30
TOTAL YARDS GAINED		5,112	4,013
By Rushing		1,969	1,366
By Passing		3,143	2,647
TOTAL PLAYS FROM SCRIMMAGE		999	949
Rushes		523	386
Average Gain Per Rush		3.8	3.5
NET YARDS PASSING		3,143	3,164
Passes Attempted		432	558
Passes Completed		278	287
Percent Completed		64.4	50.7
Had Intercepted		11	25
Times Sacked		44	54
Lost Attempting to Pass		289	364
PUNTS		78	82
Total Yardage of Punts		3,182	3,473
Average Length		40.8	42.4
KICKOFF RETURNS		50	82
Total Yards Returned		1,133	1,746
Average Length of Return		22.7	21.3
PENALTIES		115	91
Yards Penalized		979	742
FUMBLES		22	24
Own Fumbles Recovered		13	8
Opponents' Fumbles Recovered		16	9
FIELD GOALS		29	16
Field Goals Attempted		36	20
TOTAL POINTS SCORED		375	265
Touchdowns Scored		41	31
Touchdowns Rushing		16	5
Touchdowns Passing		20	23
Touchdown Returns		5	3
Extra Points		38	29
Safeties		0	1
AVG. TIME OF POSSESSION		32:28	27:32
SCORING	TDs Ru Pa Int Fu KO Pu PAT FG S Pts		
Anderson, Gary	0 0 0 0 0 0 0 38/38 29/36 0 125		
Kirby, Terry	8 6 1 0 0 0 1 0/0 0/0 0 52		
Owens, Terrell	8 0 8 0 0 0 0 0/0 0/0 0 48		
Hearst, Garrison	6 4 2 0 0 0 0 0/0 0/0 0 36		
Floyd, William	4 3 1 0 0 0 0 0/0 0/0 0 24		
Stokes, J.J.	4 0 4 0 0 0 0 0/0 0/0 0 24		
Young, Steve	3 3 0 0 0 0 0 0/0 0/0 0 18		
Hanks, Merton	2 0 0 1 1 0 0 0/0 0/0 0 12		

Rookie Names in Italics

(continued)

SCORING	TDs Ru Pa Int Fu KO Pu PAT FG S Pts
Jones, Brent	2 0 2 0 0 0 0 0/0 0/0 0 12
Clark, Greg	1 0 1 0 0 0 0 0/0 0/0 0 6
Greene, Kevin	1 0 0 0 1 0 0 0/0 0/0 0 6
Levy, Chuck	1 0 0 0 0 0 1 0/0 0/0 0 6
Rice, Jerry	1 0 1 0 0 0 0 0/0 0/0 0 6
49ERS	41 16 20 1 2 1 1 38/38 29/36 0 375
OPPONENTS	31 5 23 2 1 0 0 29/29 16/20 1 265

2-pt conversions: T. Kirby 2, Team: 2-3, Opponents: 0-2

RUSHING	Att	Yds	Avg	LG	TD
Hearst, Garrison	234	1,019	4.4	51	4
Kirby, Terry	125	418	3.3	38	6
Floyd, William	78	231	3.0	22	3
Young, Steve	50	199	4.0	13	3
Levy, Chuck	16	90	5.6	24	0
Edwards, Marc	5	17	3.4	6	0
Brohm, Jeff	4	11	2.8	10	0
Druckenmiller, Jim	10	-6	-0.6	2	0
Rice, Jerry	1	-10	-10.0	-10	0
49ERS	523	1,969	3.8	51	16
OPPONENTS	386	1,366	3.5	46	5

RECEIVING	No	Yds	Avg	LG	TD
Owens, Terrell	60	936	15.6	56t	8
Stokes, J.J.	58	733	12.6	36	4
Floyd, William	37	321	8.7	44t	1
Jones, Brent	29	383	13.2	33	2
Kirby, Terry	23	279	12.1	82	1
Hearst, Garrison	21	194	9.2	69	2
Uwaezuoke, Iheanyi	14	165	11.8	25	0
Clark, Greg	8	96	12.0	23	1
Rice, Jerry	7	78	11.1	16	1
Edwards, Marc	6	48	8.0	19	0
Fann, Chad	5	78	15.6	21	0
Levy, Chuck	5	68	13.6	30	0
Harris, Mark	5	53	10.6	16	0
49ERS	278	3,432	12.4	82	20
OPPONENTS	258	3,011	11.7	69	23

INTERCEPTIONS	No	Yds	Avg	LG	TD
Hanks, Merton	6	103	17.2	55t	1
Drakeford, Tyronne	5	15	3.0	15	0
Woodson, Rod	3	81	27.0	41	0
Walker, Darnell	3	49	16.3	28	0
McDonald, Tim	3	34	11.3	17	0
Woodall, Lee	2	55	27.5	55	0
Bronson, Zack	1	22	22.0	22	0
Pope, Marquez	1	7	7.0	7	0
Maxie, Brett	1	0	0.0	0	0
49ERS	25	366	14.6	55t	1
OPPONENTS	11	169	15.4	75t	2

KICKOFF RETURNS	No	Yds	Avg	LG	TD
Levy, Chuck	36	793	22.0	59	0
Uwaezuoke, Iheanyi	6	131	21.8	25	0
Kirby, Terry	3	124	41.3	101t	1
Owens, Terrell	2	31	15.5	23	0
Edwards, Marc	1	30	30.0	30	0
Drakeford, Tyronne	1	24	24.0	24	0
Fann, Chad	1	0	0.0	0	0
49ERS	50	1,133	22.7	101t	1
OPPONENTS	82	1,746	21.3	61	0

PUNT RETURNS	No	FC	Yds	Avg	LG	TD
Uwaezuoke, Iheanyi	34	14	373	11.0	36	0
Levy, Chuck	6	2	109	18.2	73t	1
Woodson, Rod	1	0	0	0.0	0	0
49ERS	41	16	482	11.8	73t	1
OPPONENTS	41	9	307	7.5	37	0

PUNTING	No	Yds	Avg	TB	I-20	LG	Bik
Thompson, Tommy	78	3,182	40.8	7	22	55	1
49ERS	78	3,182	40.3	7	22	55	1
OPPONENTS	83	3,473	41.9	11	25	59	1

PASSING	Att	Comp	Pct	Yds	LG	TD	Int	QB
Young, Steve	356	241	67.7	3,029	82	19	6	104.7
Druckenmiller, Jim	52	21	40.4	239	33	1	4	29.2
Brohm, Jeff	24	16	66.7	164	21	0	1	68.7
49ERS	432	278	64.4	3,432	82	20	11	93.6
OPPONENTS	509	258	50.7	3,011	69	23	25	63.6

1998 (12-4/13-5) Steve Mariucci, Coach			
W	36	New York Jets (64,419), S-6	(OT) 30
W	45	at Washington (76,798), MON S-14	10
-	-	BYE, S-20	-
W	31	Atlanta (62,296), S-27	20
L	21	at Buffalo (76,615), O-4	26
W	31	at New Orleans (62,811), O-11	0
W	34	Indianapolis (68,486), O-18	31
W	28	at St. Louis (58,563), O-25	10
L	22	at Green Bay (59,794), N-1	36
W	25	Carolina (68,572), N-8	23
L	19	at Atlanta (69,828), N-15	31
W	31	New Orleans (68,429), SUN N-22	20
W	31	New York Giants (68,212), MON N-30	7
W	31	at Carolina (63,332), D-6	(OT) 28
W	35	Detroit (68,585), MON D-14	13
L	21	at New England (59,153), D-20	24
W	38	St. Louis (68,386), D-27	19
479			328
NFC WILD CARD - JAN. 3			
(at San Francisco - 3Com Park)			
W	30	Green Bay (66,506)	27
NFC PLAYOFF- JAN. 9			
(at Atlanta - Georgia Dome)			
L	18	Atlanta (70,262)- SAT	20

TEAM STATISTICS	49ers	Opp
TOTAL FIRST DOWNS	381	297
By Rushing	129	91
By Passing	223	178
By Penalties	29	28
TOTAL YARDS GAINED	6,800	5,343
By Rushing	2,544	1,610
By Passing	4,256	3,733
TOTAL PLAYS FROM SCRIMMAGE	1,100	1,012
Rushes	491	395
Average Gain Per Rush	5.2	4.1
NET YARDS PASSING	4,256	3,733
Passes Attempted	556	566
Passes Completed	347	294
Percent Completed	62.4	51.9
Had Intercepted	15	21
Times Sacked	53	51
Lost Attempting to Pass	254	259
PUNTS	69	83
Total Yardage of Punts	2,835	3,492
Average Length	41.1	42.1
KICKOFF RETURNS	59	67
Total Yards Returned	1,108	1,296
Average Length of Return	18.8	19.3
PENALTIES	133	101
Yards Penalized	1,156	800
FUMBLES	22	24
Own Fumbles Recovered	7	12
Opponents' Fumbles Recovered	12	15
FIELD GOALS	18	19
Field Goals Attempted	27	32
TOTAL POINTS SCORED	479	328
Touchdowns Scored	61	39
Touchdowns Rushing	19	13
Touchdowns Passing	41	25
Touchdown Returns	1	1
Extra Points	49	35
Safeties	0	1
AVG. TIME OF POSSESSION	31:52	28:08

SCORING	TDs	Ru	Pa	Int	Fu	KO	Pu	PAT	FG	S	Pts
<i>Richey, Wade</i>	0	0	0	0	0	0	0	49/51	18/27	0	103
Owens, Terrell	15	1	14	0	0	0	0	0/0	0/0	0	92
Rice, Jerry	9	0	9	0	0	0	0	0/0	0/0	0	58
Hearst, Garrison	9	7	2	0	0	0	0	0/0	0/0	0	56
Stokes, J.J.	8	0	8	0	0	0	0	0/0	0/0	0	48
Young, Steve	6	6	0	0	0	0	0	0/0	0/0	0	36
Smith, Irv	5	0	5	0	0	0	0	0/0	0/0	0	30
Edwards, Marc	3	1	2	0	0	0	0	0/0	0/0	0	18
Kirby, Terry	3	3	0	0	0	0	0	0/0	0/0	0	18

Rookie Names in Italics

(continued)

SCORING	TDs	Ru	Pa	Int	Fu	KO	Pu	PAT	FG	S	Pts
Clark, Greg	1	0	1	0	0	0	0	0/0	0/0	0	8
Levy, Chuck	1	1	0	0	0	0	0	0/0	0/0	0	6
<i>McQuarters, R.W.</i>	1	0	0	0	0	0	1	0/0	0/0	0	6
49ERS	61	19	41	0	0	0	1	49/51	18/27	0	479
OPPONENTS	39	13	25	0	1	0	0	35/38	19/32	1	328

2-pt conversions: J. Rice 2, G. Clark, G. Hearst, T. Owens, Team: 5-9, Opponents: 0-1

RUSHING	Att	Yds	Avg	Lg	TD
Hearst, Garrison	310	1,570	5.1	96t	7
Young, Steve	70	454	6.5	24	6
Kirby, Terry	48	258	5.4	31t	3
Levy, Chuck	25	112	4.5	21t	1
Edwards, Marc	22	94	4.3	32	1
Owens, Terrell	4	53	13.3	21t	1
Detmer, Ty	8	7	0.9	10	0
Roby, Reggie	1	0	0.0	0	0
Druckenkammer, Jim	3	-4	-1.3	-1	0
49ERS	491	2,544	5.2	96t	19
OPPONENTS	395	1,610	4.1	65t	13

RECEIVING	No	Yds	Avg	LG	TD
Rice, Jerry	82	1,157	14.1	75t	9
Owens, Terrell	67	1,097	16.4	79t	14
Stokes, J.J.	63	770	12.2	33t	8
Hearst, Garrison	39	535	13.7	81t	2
Smith, Irv	25	266	10.6	25t	5
Edwards, Marc	22	218	9.9	47t	2
Kirby, Terry	16	134	8.4	25	0
Levy, Chuck	15	64	4.3	13	0
Clark, Greg	12	124	10.3	23	1
Uwaezuoke, Iheanyi	3	67	22.3	35	0
Harris, Mark	2	67	33.5	42	0
<i>Beasley, Fred</i>	1	11	11.0	11	0
49ERS	347	4,510	13.0	81t	41
OPPONENTS	294	3,992	13.6	80t	25

INTERCEPTIONS	No	Yds	Avg	LG	TD
Walker, Darnell	4	78	19.5	36	0
Hanks, Merton	4	37	9.3	37	0
Bronson, Zack	4	34	8.5	28	0
McDonald, Tim	4	22	5.5	18	0
Tubbs, Winfred	1	7	7.0	7	0
Woodall, Lee	1	4	4.0	4	0
Langham, Antonio	1	0	0.0	0	0
Pope, Marquez	1	0	0.0	0	0
Barker, Roy	1	-4	-4.0	-4	0
49ERS	21	178	8.5	37	0
OPPONENTS	15	304	20.3	43	0

KICKOFF RETURNS	No	Yds	Avg	LG	TD
Levy, Chuck	22	383	17.4	30	0
Kirby, Terry	17	340	20.0	33	0
<i>McQuarters, R.W.</i>	17	339	19.9	45	0
Smith, Irv	2	35	17.5	23	0
Richie, David	1	11	11.0	11	0
49ERS	59	1,108	18.8	45	0
OPPONENTS	67	1,296	19.3	47	0

PUNT RETURNS	No	FC	Yds	Avg	LG	TD
<i>McQuarters, R.W.</i>	47	10	406	8.6	72t	1
49ERS	47	10	406	8.6	72t	1
OPPONENTS	36	15	341	9.5	53	0

PUNTING	No	Yds	Avg	TB	I-20	LG	Bik
Roby, Reggie	60	2,511	41.9	6	14	66	0
Howard, Ed	9	324	36.0	1	2	45	0
49ERS	69	2,835	41.1	7	16	66	0
OPPONENTS	83	3,492	42.1	8	20	64	0

PASSING	Att	Comp	Pct	Yds	LG	TD	Int	QB
Young, Steve	517	322	62.3	4,170	81t	36	12	101.1
Detmer, Ty	38	24	63.2	312	36t	4	3	91.1
Kirby, Terry	1	1	100.0	28	28t	1	0	158.3
49ERS	556	347	62.4	4,510	81t	41	15	101.2
OPPONENTS	566	294	51.9	3,992	80t	25	21	74.0

1999 (4-12)

Steve Mariucci, Coach

Table with columns for game number, date, location, score, and total points (295/453).

TEAM STATISTICS

Table comparing 49ers and Opp statistics across various categories like Total First Downs, Yards Gained, etc.

SCORING table with columns: TDs, Ru, Pa, Int, Fu, KO, Pu, PAT, FG, S, Pts. Lists players like Richey, Wade, Garner, etc.

Rookie Names in Italics

(continued)

SCORING and RECEIVING tables with columns: Att, Yds, Avg, LG, TD. Lists players like Garner, Charlie, Beasley, etc.

2000 (6-10)
Steve Mariucci, Coach

L	28	at Atlanta (54,626), S-3	36
L	22	Carolina (66,879), S-10	38
L	24	at St. Louis (65,945), S-17	41
W	41	at Dallas (64,127), S-24	24
W	27	Arizona (66,985), 0-1	20
L	28	Oakland (68,344), 0-8	(OT) 34
L	28	at Green Bay (59,870), 0-15	31
L	16	at Carolina (73,169), 0-22	34
L	24	St. Louis (68,109), 0-29	34
L	15	at New Orleans (64,900), N-5	31
W	21	Kansas City (68,002), N-12	7
W	16	Atlanta (67,447), N-19	6
-	-	BYE, N-26	-
W	45	at San Diego (57,255), D-3	17
L	27	New Orleans (67,892), D-10	31
W	17	Chicago (68,306), D-17	0
L	9	at Denver (76,098), D-23	38
388			422

TEAM STATISTICS		49ers	Opp
TOTAL FIRST DOWNS		334	347
By Rushing		98	110
By Passing		211	194
By Penalties		25	43
TOTAL YARDS GAINED		6,040	5,709
By Rushing		1,801	1,794
By Passing		4,239	3,915
TOTAL PLAYS FROM SCRIMMAGE		1,024	1,031
Rushes		416	435
Average Gain Per Rush		4.3	4.1
NET YARDS PASSING		4,239	3,915
Passes Attempted		583	558
Passes Completed		366	320
Percent Completed		62.8	57.4
Had Intercepted		10	13
Times Sacked		25	38
Lost Attempting to Pass		161	270
PUNTS		70	65
Total Yardage of Punts		2,727	2,773
Average Length		39.0	42.7
KICKOFF RETURNS		68	63
Total Yards Returned		1,299	1,358
Average Length of Return		19.1	21.6
PENALTIES		134	102
Yards Penalized		1,135	857
FUMBLES		22	19
Own Fumbles Recovered		13	8
Opponents' Fumbles Recovered		11	9
FIELD GOALS		15	26
Field Goals Attempted		22	31
TOTAL POINTS SCORED		388	422
Touchdowns Scored		49	49
Touchdowns Rushing		15	22
Touchdowns Passing		32	25
Touchdown Returns		2	2
Extra Points		43	46
Safeties		0	0
AVG. TIME OF POSSESSION		29:38	30:22

SCORING												
	TDs	Ru	Pa	Int	Fu	KO	Pu	PAT	FG	S	Pts	
Richey, Wade	0	0	0	0	0	0	0	43/45	15/22	0	88	
Owens, Terrell	13	0	13	0	0	0	0	0/0	0/0	0	80	
Garner, Charlie	10	7	3	0	0	0	0	0/0	0/0	0	60	
Rice, Jerry	7	0	7	0	0	0	0	0/0	0/0	0	42	
Beasley, Fred	6	3	3	0	0	0	0	0/0	0/0	0	36	
Garcia, Jeff	4	4	0	0	0	0	0	0/0	0/0	0	24	
Stokes, J.J.	3	0	3	0	0	0	0	0/0	0/0	0	20	
Jackson, Terry	2	1	1	0	0	0	0	0/0	0/0	0	14	
Clark, Greg	2	0	2	0	0	0	0	0/0	0/0	0	12	
Montgomery, M.	1	0	0	1	0	0	0	0/0	0/0	0	6	
Webster, Jason	1	0	0	1	0	0	0	0/0	0/0	0	6	
49ERS	49	15	32	2	0	0	0	43/45	15/22	0	388	
OPPONENTS	49	22	25	2	0	0	0	46/46	26/31	0	422	

2-pt. conversions: T. Jackson, T. Owens, J.J. Stokes

Team: 3-4, Opponents: 2-2

Rookie Names in Italics

RUSHING					
	Att	Yds	Avg	LG	TD
Garner, Charlie	258	1,142	4.4	42	7
Garcia, Jeff	72	414	5.8	33	4
Beasley, Fred	50	147	2.9	9	3
<i>Smith, Paul</i>	18	72	4.0	14	0
Owens, Terrell	3	11	3.7	5	0
Jackson, Terry	5	6	1.2	3	1
<i>Lewis, Jonas</i>	1	6	6.0	6	0
Stokes, J.J.	1	6	6.0	6	0
Jervey, Travis	1	0	0.0	0	0
Mirer, Rick	3	0	0.0	3	0
Streets, Tai	1	0	0.0	0	0
<i>Rattay, Tim</i>	2	-1	-0.5	0	0
Rice, Jerry	1	-2	-2.0	-2	0
49ERS	416	1,801	4.3	42	15
OPPONENTS	435	1,794	4.1	31	22

RECEIVING					
	No	Yds	Avg	LG	TD
Owens, Terrell	97	1,451	15.0	69t	13
Rice, Jerry	75	805	10.7	68t	7
Garner, Charlie	68	647	9.5	62	3
Clark, Greg	38	342	9.0	34	2
Beasley, Fred	31	233	7.5	34	3
Stokes, J.J.	30	524	17.5	53	3
Streets, Tai	19	287	15.1	39	0
Jackson, Terry	5	48	9.6	16	1
<i>Smith, Paul</i>	2	55	27.5	47	0
Swift, Justin	1	8	8.0	8	0
49ERS	366	4,400	12.0	69t	32
OPPONENTS	320	4,185	13.1	78t	25

INTERCEPTIONS					
	No	Yds	Avg	LG	TD
Bronson, Zack	3	75	25.0	43	0
Montgomery, Monty	3	68	22.7	46t	1
<i>Webster, Jason</i>	2	78	39.0	70t	1
<i>Peterson, Julian</i>	2	33	16.5	31	0
Prioleau, Pierson	1	13	13.0	13	0
Tubbs, Winfred	1	11	11.0	11	0
<i>Keith, John</i>	1	0	0.0	0	0
49ERS	13	278	21.4	70t	2
OPPONENTS	10	94	9.4	36t	2

KICKOFF RETURNS					
	No	Yds	Avg	LG	TD
Williams, Kevin	30	536	17.9	33	0
<i>Lewis, Jonas</i>	9	168	18.7	26	0
<i>Smith, Paul</i>	9	167	18.6	28	0
Jervey, Travis	8	209	26.1	68	0
Streets, Tai	8	180	22.5	37	0
Jackson, Terry	1	9	9.0	19	0
<i>Milem, John</i>	1	13	13.0	13	0
Okeafor, Chike	1	17	17.0	17	0
<i>Plummer, Ahmed</i>	1	0	0.0	0	0
49ERS	68	1,299	19.1	68	0
OPPONENTS	63	1,358	21.6	57	0

PUNT RETURNS						
	No	FC	Yds	Avg	LG	TD
Williams, Kevin	26	13	220	8.5	25	0
49ERS	26	13	220	8.5	25	0
OPPONENTS	32	20	332	10.4	47	0

PUNTING							
	No	Yds	Avg	TB	I-20	LG	Bik
Stanley, Chad	69	2,727	39.5	7	15	56	1
49ERS	70	2,727	39.0	7	15	56	1
OPPONENTS	65	2,773	42.7	10	16	66	0

PASSING								
	Att	Comp	Pct	Yds	LG	TD	Int	QB
Garcia, Jeff	561	355	63.3	4,278	69t	31	10	97.6
Mirer, Rick	20	10	50.0	126	26	1	0	86.7
<i>Rattay, Tim</i>	1	1	100.0	-4	-4	0	0	79.2
Rice, Jerry	1	0	0.0	0	0	0	0	39.6
49ERS	583	366	62.8	4,400	69t	32	10	97.0
OPPONENTS	558	320	57.4	4,185	78t	25	13	86.4

2001 (12-4/12-5)

Steve Mariucci, Coach

Table with columns for Week, Opponent, Score, and OT status. Rows include Atlanta (65,989), St. Louis (67,536), New York Jets (78,722), Carolina (66,944), Detroit (67,605), New Orleans (68,083), Philadelphia (68,124), and New Orleans (70,020).

409

NFC WILD CARD - JAN. 13

(at Green Bay - Lambeau Field)

Single row for Green Bay (59,825) with score 25.

TEAM STATISTICS

Table comparing 49ers and Opp statistics across categories like Total First Downs, Total Yards Gained, Net Yards Passing, Punts, Kickoff Returns, Penalties, Fumbles, Field Goals, Total Points Scored, and Avg. Time of Possession.

SCORING table with columns: TDs, Ru, Pa, Int, Fu, KO, Pu, PAT, FG, S, Pts. Lists scorers like Cortez, Jose; Owens, Terrell; Stokes, J.J.; Barlow, Kevan; Garcia, Jeff; Hearst, Garrison; Johnson, Eric; Jackson, Terry; Bronson, Zack.

Rookie Names in Italics

(continued)

SCORING table with columns: TDs, Ru, Pa, Int, Fu, KO, Pu, PAT, FG, S, Pts. Lists scorers like Beasley, Fred; Peterson, Julian; Smith, Paul; Streets, Tai; Swift, Justin. Includes 49ERS and OPPONENTS totals.

RUSHING table with columns: Att, Yds, Avg, LG, TD. Lists players like Hearst, Garrison; Barlow, Kevan; Garcia, Jeff; Jackson, Terry; Beasley, Fred; Smith, Paul; Owens, Terrell; Sutherland, Vinny; Baker, Jason; Rattay, Tim. Includes 49ERS and OPPONENTS totals.

RECEIVING table with columns: No, Yds, Avg, Long, TD. Lists players like Owens, Terrell; Stokes, J.J.; Hearst, Garrison; Johnson, Eric; Streets, Tai; Barlow, Kevan; Beasley, Fred; Jackson, Terry; Swift, Justin; Sutherland, Vinny. Includes 49ERS and OPPONENTS totals.

INTERCEPTIONS table with columns: No, Yds, Avg, Long, TD. Lists players like Bronson, Zack; Plummer Ahmed; Webster, Jason; Schulters, Lance; Winborn, Jamie; Holman, Rashad; Smith, Derek. Includes 49ERS and OPPONENTS totals.

KICKOFF RETURNS table with columns: No, Yds, Avg, Long, TD. Lists players like Sutherland, Vinny; Wilson, Cedrick; Smith, Paul; Lewis, Jonas. Includes 49ERS and OPPONENTS totals.

PUNT RETURNS table with columns: No, FC, Yds, Avg, LG, TD. Lists players like Sutherland, Vinny; Wilson, Cedrick. Includes 49ERS and OPPONENTS totals.

PUNTING table with columns: No, Yds, Avg, TB, I-20, LG, Bk. Lists player Baker, Jason. Includes 49ERS and OPPONENTS totals.

PASSING table with columns: Att, Comp, Pct, Yds, LG, TD, Int, QB. Lists players Garcia, Jeff; Rattay, Tim. Includes 49ERS and OPPONENTS totals.

2002 (10-6/11-7)
NFC West Champions
Steve Mariucci, Coach

W	16	at New York Giants (78,748), THU/S-5	13
L	14	Denver (67,685), S-15	24
W	20	Washington (67,541), S-22	10
-	-	BYE, S-29	-
W	37	St. Louis (67,853), O-6	13
W	28	at Seattle (66,420), MON/O-14	21
L	27	at New Orleans (67,903), O-20	35
W	38	Arizona (67,173), O-27	28
W	23	at Oakland (62,660), N-3	(OT) 20
W	17	Kansas City (67,881), N-10	13
L	17	at San Diego (67,161), N-17	(OT) 20
L	17	Philadelphia (67,919), MON/N-25	38
W	31	Seattle (67,594), D-1	24
W	31	at Dallas (64,097), D-8	27
L	14	Green Bay (67,947), D-15	20
W	17	at Arizona (44,051), D-21	14
L	20	at St. Louis (66,118), MON/D-30	31
367			351
NFC WILD CARD - JAN. 5 (at San Francisco - 3Com Park)			
W	39	New York Giants (66,318)	38
NFC PLAYOFF - JAN. 12 (at Tampa Bay - Raymond James Stadium)			
L	6	at Tampa Bay (65,599)	31

TEAM STATISTICS		49ers	Opp
TOTAL FIRST DOWNS		342	307
By Rushing		141	96
By Passing		182	188
By Penalties		19	23
TOTAL YARDS GAINED		5,701	5,158
By Rushing		2,244	1,652
By Passing		3,457	3,506
TOTAL PLAYS FROM SCRIMMAGE		1,082	978
Rushes		489	394
Average Gain Per Rush		5.3	5.3
NET YARDS PASSING		3,457	3,506
Passes Attempted		571	552
Passes Completed		354	340
Percent Completed		62.0	61.6
Had Intercepted		10	19
Times Sacked		22	32
Lost Attempting to Pass		119	195
PUNTS		65	65
Total Yardage of Punts		2,493	2,699
Average Length		38.4	41.5
KICKOFF RETURNS		68	73
Total Yards Returned		1,386	1,665
Average Length of Return		20.4	22.8
PENALTIES		87	82
Yards Penalized		725	681
FUMBLES		15	24
Own Fumbles Recovered		8	16
Opponents' Fumbles Recovered		8	7
FIELD GOALS		26	22
Field Goals Attempted		36	30
TOTAL POINTS SCORED		367	351
Touchdowns Scored		41	41
Touchdowns Rushing		16	14
Touchdowns Passing		23	23
Touchdown Returns		2	4
Extra Points		39	39
Safetyes		0	0
AVG. TIME OF POSSESSION		32:00	28:00

SCORING		TDs	Ru	Pa	Int	Fu	KO	Pu	PAT	FG	S	Pts
Owens, Terrell	14	1	13	0	0	0	0	0	0/0	0/0	0	84
Cortez, Jose TM	0	0	0	0	0	0	0	25/25	18/24	0	0	79
Hearst, Garrison	9	8	1	0	0	0	0	0/0	0/0	0	0	56
Chandler, Jeff	0	0	0	0	0	0	0	14/14	8/12	0	0	38
Barlow, Kevan	5	4	1	0	0	0	0	0/0	0/0	0	0	30
Streets, Tai	5	0	5	0	0	0	0	0/0	0/0	0	0	30

Rookie Names in Italics

(continued)

SCORING		TDs	Ru	Pa	Int	Fu	KO	Pu	PAT	FG	S	Pts
Garcia, Jeff	3	3	0	0	0	0	0	0	0/0	0/0	0	20
Beasley, Fred	1	0	1	0	0	0	0	0/0	0/0	0	0	6
Stokes, J.J.	1	0	1	0	0	0	0	0/0	0/0	0	0	6
Webster, Jason	1	0	0	1	0	0	0	0/0	0/0	0	0	6
Williams, Jimmy	1	0	0	0	0	0	1	0/0	0/0	0	0	6
Wilson, Cedrick	1	0	1	0	0	0	0	0/0	0/0	0	0	6
49ERS	41	16	23	1	0	0	1	39/39	26/36	0	367	
OPPONENTS	41	14	23	0	1	1	2	39/39	22/30	0	351	
2-pt conversions: J. Garcia, G. Hearst Team: 2-2, Opponents: 0-2												

RUSHING		Att	Yds	Avg	LG	TD
Hearst, Garrison	215	972	4.5	40	8	
Barlow, Kevan	145	675	4.7	35	4	
Garcia, Jeff	73	353	4.8	21t	3	
Smith, Paul	18	90	5.0	16	0	
Owens, Terrell	7	79	11.3	38t	1	
Beasley, Fred	26	75	2.9	9	0	
Rattay, Tim	5	0	0.0	5	0	
49ERS	489	2,244	4.6	40	16	
OPPONENTS	394	1,652	4.2	53	14	

RECEIVING		No	Yds	Avg	Long	TD
Owens, Terrell	100	1,300	13.0	76t	13	
Streets, Tai	72	756	10.5	47t	5	
Hearst, Garrison	48	317	6.6	16	1	
Johnson, Eric	36	321	8.9	38	0	
Stokes, J.J.	32	332	10.4	51	1	
Beasley, Fred	22	152	6.9	25t	1	
Wilson, Cedrick	15	166	11.1	22	1	
Barlow, Kevan	14	136	9.7	29	1	
Swift, Justin	10	63	6.3	11	0	
Smith, Paul	5	33	6.6	11	0	
49ERS	354	3,576	10.1	76t	23	
OPPONENTS	340	3,701	10.9	58	23	

INTERCEPTIONS		No	Yds	Avg	Long	TD
Parrish, Tony	7	204	29.1	60	0	
Heard, Ronnie	4	60	15.0	30	0	
Bronson, Zack	3	28	9.3	20	0	
Webster, Jason	1	37	37.0	37t	1	
Hawthorne, Duane LG	1	15	15.0	15	0	
Peterson, Julian	1	2	2.0	2	0	
Holman, Rashad	1	1	1.0	1	0	
Plummer, Ahmed	1	0	0.0	0	0	
Stewart, Quincy	1	0	0.0	0	0	
49ERS	19	332	17.5	60	1	
OPPONENTS	10	54	5.4	36	0	

KICKOFF RETURNS		No	Yds	Avg	Long	TD
Williams, Jimmy	35	765	21.9	50	0	
Robertson, Jamal	11	242	22.0	42	0	
Wilson, Cedrick	10	195	19.5	37	0	
Smith, Paul	7	107	15.3	28	0	
Jackson, Eric	4	67	16.8	23	0	
Kosier, Kyle	1	10	10.0	10	0	
49ERS	68	1,386	20.4	50	0	
OPPONENTS	73	1,665	22.8	84t	1	

PUNT RETURNS		No	FC	Yds	Avg	LG	TD
Williams, Jimmy	20	8	336	16.8	89t	1	
Wilson, Cedrick	8	4	59	7.4	13	0	
49ERS	28	12	395	14.1	89t	1	
OPPONENTS	37	13	359	9.7	76t	2	

PUNTING		No	Yds	Avg	TB	I-20	LG	Bik
Baker, Jason TM	42	1,688	40.2	3	12	51	0	
LaFleur, Bill	22	805	36.6	1	5	60	1	
49ERS	64	2,493	38.4	4	17	60	1	
OPPONENTS	65	2,699	41.5	5	17	64	0	

PASSING		Att	Comp	Pct	Yds	LG	TD	Int	QB
Garcia, Jeff	528	328	62.1	3,344	76t	21	10	85.6	
Rattay, Tim	43	26	60.5	232	27t	2	0	90.5	
49ERS	571	354	62.0	3,576	76t	23	10	86.0	
OPPONENTS	552	340	61.6	3,701	58	23	19	80.9	

2003 (7-9)				
Dennis Erickson, Coach				
W	49	Chicago (67,554), S-7		7
L	24	at St. Louis (65,990), S-14	(OT)	27
L	12	Cleveland (67,412), S-21		13
L	7	at Minnesota (64,111), S-28		35
W	24	Detroit (67,365), O-5		17
L	19	at Seattle (66,437), SUN/O-12		20
W	24	Tampa Bay (67,809), O-19		7
L	13	at Arizona (40,824), O-26	(OT)	16
W	30	St. Louis (67,812), N-2		10
-	-	BYE, N-9		-
W	30	Pittsburgh (67,877), MON/N-17		14
L	10	at Green Bay (70,250), N-23		20
L	6	at Baltimore (69,549), N-30		44
W	50	Arizona (66,975), D-7		14
L	38	at Cincinnati (64,666), D-14		41
W	31	at Philadelphia (67,866), D-21	(OT)	28
L	17	Seattle (67,840), D-27		24
384				337

TEAM STATISTICS	49ers	Opp
TOTAL FIRST DOWNS	313	292
By Rushing	118	99
By Passing	172	165
By Penalties	23	28
TOTAL YARDS GAINED	5,687	4,928
By Rushing	2,279	1,690
By Passing	3,408	3,238
TOTAL PLAYS FROM SCRIMMAGE	1,038	976
Rushes	499	420
Average Gain Per Rush	5.5	5.0
NET YARDS PASSING	3,408	3,238
Passes Attempted	511	514
Passes Completed	299	310
Percent Completed	58.5	60.3
Had Intercepted	15	23
Times Sacked	28	32
Lost Attempting to Pass	158	195
PUNTS	69	76
Total Yardage of Punts	2,629	2,975
Average Length	38.1	39.1
KICKOFF RETURNS	64	77
Total Yards Returned	1,327	1,641
Average Length of Return	20.7	21.3
PENALTIES	104	78
Yards Penalized	807	720
FUMBLES	24	23
Own Fumbles Recovered	14	9
Opponents' Fumbles Recovered	14	10
FIELD GOALS	26	17
Field Goals Attempted	37	26
TOTAL POINTS SCORED	384	337
Touchdowns Scored	44	41
Touchdowns Rushing	16	13
Touchdowns Passing	25	25
Touchdown Returns	3	3
Extra Points	38	40
Safeties	1	0
AVG. TIME OF POSSESSION	30:54	29:06

SCORING	TDs	Ru	Pa	Int	Fu	KO	Pu	PAT	FG	S	Pts
Peterson, Todd	0	0	0	0	0	0	0	22/23	12/15	0	58
Owens, Terrell	9	0	9	0	0	0	0	0/0	0/0	0	54
Barlow, Kevan	7	6	1	0	0	0	0	0/0	0/0	0	42
Garcia, Jeff	7	7	0	0	0	0	0	0/0	0/0	0	42
Streets, Tai	7	0	7	0	0	0	0	0/0	0/0	0	42
Pochman, Owen	0	0	0	0	0	0	0	9/10	8/15	0	33
Chandler, Jeff	0	0	0	0	0	0	0	7/8	6/7	0	25
Hearst, Garrison	4	3	1	0	0	0	0	0/0	0/0	0	24
Wilson, Cedrick	3	0	2	0	0	1	0	0/0	0/0	0	18
Lloyd, Brandon	2	0	2	0	0	0	0	0/0	0/0	0	14
Beasley, Fred	1	0	1	0	0	0	0	0/0	0/0	0	6
Harris, Kwame	1	0	0	1	0	0	0	0/0	0/0	0	6
Plummer, Ahmed	1	0	0	1	0	0	0	0/0	0/0	0	6

Rookie Names in Italics

(continued)

SCORING	TDs	Ru	Pa	Int	Fu	KO	Pu	PAT	FG	S	Pts
Walker, Aaron	1	0	1	0	0	0	0	0/0	0/0	0	6
Weaver, Jed	1	0	1	0	0	0	0	0/0	0/0	0	6
Ulbrich, Jeff	0	0	0	0	0	0	0	0/0	0/0	1	2
49ERS	44	16	25	2	0	1	0	38/41	26/37	1	384
OPPONENTS	41	13	25	3	0	0	0	40/40	17/26	0	337

2-pt conversions: B. Lloyd Team: 1-3, Opponents: 0-1

RUSHING	Att	Yds	Avg	LG	TD
Barlow, Kevan	201	1,024	5.1	78t	6
Hearst, Garrison	178	768	4.3	36	3
Garcia, Jeff	56	319	5.7	21t	7
Robertson, Jamal	32	136	4.3	23	0
Beasley, Fred	17	24	1.4	5	0
Battle, Amaz	2	14	7.0	9	0
LaFleur, Bill	1	0	0.0	0	0
Rattay, Tim	8	0	0.0	6	0
Owens, Terrell	3	-2	-0.7	3	0
Wilson, Cedrick	1	-4	-4.0	-4	0
49ERS	499	2,279	4.6	78t	16
OPPONENTS	420	1,690	4.0	49t	13

RECEIVING	No	Yds	Avg	Long	TD
Owens, Terrell	80	1,102	13.8	75t	9
Streets, Tai	47	595	12.7	41t	7
Weaver, Jed	35	437	12.5	30	1
Wilson, Cedrick	35	396	11.3	29	2
Barlow, Kevan	35	307	8.8	48	1
Hearst, Garrison	25	211	8.4	26	1
Beasley, Fred	19	184	9.7	32	1
Lloyd, Brandon	14	212	15.1	44	2
Walker, Aaron	8	116	14.5	26	1
Garcia, Jeff	1	6	6.0	6	0
49ERS	299	3,566	11.9	75t	25
OPPONENTS	310	3,544	11.4	75t	25

INTERCEPTIONS	No	Yds	Avg	Long	TD
Parrish, Tony	9	202	22.4	49	0
Plummer, Ahmed	4	85	21.3	68t	1
Rumph, Mike	3	19	6.3	12	0
Peterson, Julian	2	31	15.5	31	0
Bronson, Zack	1	22	22.0	22	0
Webster, Jason	1	17	17.0	17	0
Ulbrich, Jeff	1	7	7.0	7	0
Williams, Jimmy	1	6	6.0	6	0
Hearst, Ronnie	1	0	0.0	0	0
49ERS	23	389	16.9	68t	1
OPPONENTS	15	291	19.4	65	1

KICKOFF RETURNS	No	Yds	Avg	Long	TD
Wilson, Cedrick	37	836	22.6	95t	1
Williams, Jimmy	11	207	18.8	41	0
Bruce, Arland	6	125	20.8	29	0
Battle, Amaz	5	88	17.6	21	0
Lloyd, Brandon	2	32	16.0	21	0
Moran, Sean	2	35	17.5	19	0
Gutierrez, Brock	1	4	4.0	4	0
49ERS	64	1,327	20.7	95t	1
OPPONENTS	77	1,641	21.3	75	0

PUNT RETURNS	No	FC	Yds	Avg	LG	TD
Williams, Jimmy	35	10	240	6.9	20	0
Bruce, Arland	4	2	24	6.0	18	0
Wilson, Cedrick	1	3	12	12.0	12	0
49ERS	40	15	276	6.9	20	0
OPPONENTS	28	15	258	9.2	81t	1

PUNTING	No	Yds	Avg	TB	I-20	LG	Bik
LaFleur, Bill	68	2,629	38.7	3	17	56	1
49ERS	68	2,629	38.1	3	17	56	1
OPPONENTS	76	2,975	39.1	3	16	58	1

PASSING	Att	Comp	Pct	Yds	LG	TD	Int	QB
Garcia, Jeff	392	225	57.4	2,704	75t	18	13	80.1
Rattay, Tim	118	73	61.9	856	61t	7	2	96.6
Wilson, Cedrick	1	1	100.0	6	6	0	0	91.7
49ERS	511	299	58.5	3,566	75t	25	15	84.0
OPPONENTS	514	310	60.3	3,544	75t	25	23	78.6

2004 (2-14)

Dennis Erickson, Coach

Table with columns for game number, date, opponent, score, and result. Includes games against Atlanta, New Orleans, Seattle, St. Louis, Arizona, New York Jets, Chicago, Seattle, Carolina, Tampa Bay, Miami, St. Louis, Washington, Buffalo, and New England.

259

452

TEAM STATISTICS

Summary statistics for the 49ers and opponents. Categories include Total First Downs, Total Yards Gained, Total Plays from Scrimmage, Net Yards Passing, Punts, Kickoff Returns, Penalties, Fumbles, Field Goals, and Total Points Scored.

Scoring summary table with columns: TDs, Ru, Pa, Int, Fu, KO, Pu, PAT, FG, S, Pts. Lists individual players and totals for 49ers and opponents.

2-pt. conversions: C. Conway, B. Lloyd, T. Rattay
Team: 3-6, Opponents: 1-3
Rookie Names in Italics

Rushing statistics table with columns: No, Yds, Avg, Long, TD. Lists players like Barlow, Kevan; Hicks, Maurice; Jackson, Terry; Robertson, Jamal TM; Rattay, Tim; Beasley, Fred; Dorsey, Ken; Wilson, Cedrick; Battle, Arnaz; Pickett, Cody; Isom, Jasen.

Receiving statistics table with columns: No, Yds, Avg, Long, TD. Lists players like Johnson, Eric; Wilson, Cedrick; Lloyd, Brandon; Conway, Curtis; Barlow, Kevan; Jackson, Terry; Hicks, Maurice; Walker, Aaron; Beasley, Fred; Battle, Arnaz; Woods, Rashaun; Robertson, Jamal TM; Bush, Steve LG; Bush, Steve TM; Ware, Kevin; Isom, Jasen.

Interceptions statistics table with columns: No, Yds, Avg, Long, TD. Lists players like Parrish, Tony; Carpenter, Dwaine; Ulbrich, Jeff; Heard, Ronnie; Winborn, Jamie; Adams, Mike.

Kickoff Returns statistics table with columns: No, Yds, Avg, Long, TD. Lists players like Hicks, Maurice; Robertson, Jamal TM; Battle, Arnaz; Wilson, Cedrick; Williams, Jimmy; Jackson, Terry.

Punt Returns statistics table with columns: Ret, FC, Yds, Avg, Long, TD. Lists players like Battle, Arnaz; Wilson, Cedrick; Fleck, P.J.; Peterson, Julian.

Punting statistics table with columns: No, Yds, Avg, Net, TB, I-20, Lg, B. Lists player Lee, Andy.

Passing statistics table with columns: Att, Comp, Pct, Yds, LG, TD, Int, QB. Lists players like Rattay, Tim; Dorsey, Ken; Pickett, Cody.

2005 (4-12)				
Mike Nolan, Coach				
W	28	St. Louis (67,918), S-11		25
L	3	at Philadelphia (67,727), S-18		42
L	31	Dallas (68,247), S-25		34
L	14	at Arizona in MC (103,467), SUN/0-2		31
L	3	Indianapolis (68,084), O-9		28
-	-	BYE, O-16		-
L	17	at Washington (90,224), O-23		52
W	15	Tampa Bay (63,358), O-30		10
L	6	New York Giants (63,820), N-6		24
L	9	at Chicago (62,153), N-13		17
L	25	Seattle (63,590), N-20		27
L	22	at Tennessee (69,149), N-27		33
L	10	Arizona (60,439), D-4		17
L	3	at Seattle (66,690), D-11		41
L	9	at Jacksonville (64,764), D-18		10
W	24	at St. Louis (65,473), D-24		20
W	20	Houston (67,970), J-1	(OT)	17
239				428

TEAM STATISTICS	49ers	Opp
TOTAL FIRST DOWNS	191	335
By Rushing	70	115
By Passing	96	205
By Penalties	25	15
TOTAL YARDS GAINED	3,587	6,259
By Rushing	1,689	1,832
By Passing	1,898	4,427
TOTAL PLAYS FROM SCRIMMAGE	865	1,090
Rushes	428	486
Average Gain Per Rush	4.1	5.7
NET YARDS PASSING	1,898	4,427
Passes Attempted	389	576
Passes Completed	204	374
Percent Completed	52.4	64.9
Had Intercepted	21	16
Times Sacked	48	28
Lost Attempting to Pass	292	193
PUNTS	108	71
Total Yardage of Punts	4,447	2,846
Average Length	41.2	40.1
KICKOFF RETURNS	81	48
Total Yards Returned	1,540	960
Average Length of Return	19.0	20.0
PENALTIES	106	120
Yards Penalized	780	961
FUMBLES	31	18
Own Fumbles Recovered	17	8
Opponents' Fumbles Recovered	10	14
FIELD GOALS	26	29
Field Goals Attempted	29	36
TOTAL POINTS SCORED	239	428
Touchdowns Scored	23	49
Touchdowns Rushing	9	19
Touchdowns Passing	8	28
Touchdown Returns	6	2
Extra Points	21	43
Field Goals	26	29
Safeties	0	0
AVG. TIME OF POSSESSION	27:18	32:42

SCORING	TDs	Ru	Pa	Int	Fu	KO	Pu	PAT	FG	S	Pts
Nedney, Joe	0	0	0	0	0	0	0	19/19	26/28	0	97
Lloyd, Brandon	5	0	5	0	0	0	0	0/0	0/0	0	30
Barlow, Kevan	3	3	0	0	0	0	0	0/0	0/0	0	18
Battle, Arnaz	3	0	3	0	0	0	0	0/0	0/0	0	18
Gore, Frank	3	3	0	0	0	0	0	0/0	0/0	0	18
Hicks, Maurice	3	3	0	0	0	0	0	0/0	0/0	0	18
Adams, Mike	1	0	0	1	0	0	0	0/0	0/0	0	6
Amey, Fred	1	0	0	0	0	0	1	0/0	0/0	0	6
Johnson, Derrick	1	0	0	0	1	0	0	0/0	0/0	0	6
Parrish, Tony	1	0	0	1	0	0	0	0/0	0/0	0	6
Smith, Derek	1	0	0	0	1	0	0	0/0	0/0	0	6
Spencer, Shawntae	1	0	0	1	0	0	0	0/0	0/0	0	6

Rookie Names in Italics

(continued)

SCORING	TDs	Ru	Pa	Int	Fu	KO	Pu	PAT	FG	S	Pts
Cortez, Jose TM	0	0	0	0	0	0	0	2/2	0/1	0	2
Jackson, Terry	0	0	0	0	0	0	0	0/0	0/0	0	2
49ERS	23	9	8	3	2	0	1	21/21	26/29	0	239
OPPONENTS*	49	19	28	1	0	0	0	43/44	29/36	0	428

*-pt conversions: Jackson, Team: 1-2, Opponents: 2-5

*returned blocked FGA

RUSHING	No	Yds	Avg	Long	TD
Gore, Frank	127	608	4.8	72t	3
Barlow, Kevan	176	581	3.3	29	3
Hicks, Maurice	59	308	5.2	73t	3
Smith, Alex	30	103	3.4	19	0
Pickett, Cody	13	42	3.2	12	0
Rattay, Tim TM	7	18	2.6	13	0
Battle, Arnaz	8	11	1.4	9	0
Dorsey, Ken	4	11	2.8	6	0
Jackson, Terry	2	11	5.5	11	0
Hetherington, Chris	1	3	3.0	3	0
Marshall, Rasheed	1	-7	-7.0	-7	0
49ERS	428	1,689	3.9	73t	9
OPPONENTS	486	1,832	3.8	40	19

RECEIVING	No	Yds	Avg	Long	TD
Lloyd, Brandon	48	733	15.3	89t	5
Battle, Arnaz	32	363	11.3	39	3
Barlow, Kevan	31	241	7.8	24	0
Morton, Johnnie	21	288	13.7	30	0
Gore, Frank	15	131	8.7	47	0
Hicks, Maurice	12	47	3.9	11	0
Jackson, Terry	10	67	6.7	12	0
Jones, Terry LG	9	76	8.4	21	0
Jones, Terry TM	9	76	8.4	21	0
McAddley, Jason	7	125	17.9	38	0
Bajema, Billy	5	54	10.8	24	0
Hetherington, Chris	5	26	5.2	11	0
Bush, Steve	3	21	7.0	10	0
Smith, Trent	3	7	2.3	6	0
Beasley, Fred	2	12	6.0	6	0
Marshall, Rasheed	1	-1	-1.0	-1	0
49ERS	204	2,190	10.7	89t	8
OPPONENTS	374	4,620	12.4	78t	28

INTERCEPTIONS	No	Yds	Avg	Long	TD
Spencer, Shawntae	4	85	21.3	61t	1
Adams, Mike	4	36	9.0	40t	1
Parrish, Tony	2	34	17.0	34t	1
Thornton, Bruce	2	0	0.0	0	0
Emanuel, Ben	1	38	38.0	35	0
Smith, Derek	1	13	13.0	13	0
Moore, Brandon	1	12	12.0	12	0
Lewis, Keith	1	2	2.0	2	0
49ERS	16	220	13.8	61t	3
OPPONENTS	21	265	12.6	34	1

KICKOFF RETURNS	No	Yds	Avg	Long	TD
Hicks, Maurice	34	689	20.3	40	0
Marshall, Rasheed	26	488	18.8	29	0
Amey, Fred	14	241	17.2	25	0
McAddley, Jason	7	122	17.4	22	0
49ERS	81	1,540	19.0	40	0
OPPONENTS	48	960	20.0	35	0

PUNT RETURNS	Ret	FC	Yds	Avg	Long	TD
Marshall, Rasheed	17	10	87	5.1	13	0
Amey, Fred	11	2	125	11.4	75t	1
49ERS	28	12	212	7.6	75t	1
OPPONENTS	62	20	471	7.6	25	0

PUNTING	No	Yds	Avg	Net	TB	I-20	Lg	B
Lee, Andy	107	4,447	41.6	36.3	3	15	58	1
49ERS	107	4,447	41.6	36.3	3	15	58	1
OPPONENTS	71	2,846	40.1	33.7	12	22	56	1

PASSING	Att	Comp	Pct	Yds	LG	TD	Int	QB
Smith, Alex	165	84	50.9	875	47	1	11	40.8
Rattay, Tim TM	97	56	57.7	667	89t	5	6	70.3
Dorsey, Ken	90	48	53.3	481	44	2	2	66.9
Pickett, Cody	35	14	40.0	140	28	0	2	28.3
Battle, Arnaz	2	2	100.0	27	24	0	0	118.8
49ERS	389	204	52.4	2,190	21	8	89t	53.6
OPPONENTS	576	374	64.9	4,620	16	28	78t	94.2

2006 (7-9)			
Mike Nolan, Coach			
L	27	at Arizona (63,407), S-10	34
W	20	St. Louis (67,791), S-17	13
L	24	Philadelphia (68,166), S-24	38
L	0	at Kansas City (77,609), O-1	41
W	34	Oakland (68,368), O-8	20
L	19	San Diego (68,137), O-15	48
-	-	BYE, O-22	-
L	10	at Chicago (62,200), O-29	41
W	9	Minnesota (68,088), N-5	3
W	19	at Detroit (60,707), N-12	13
W	20	Seattle (68,367), N-19	14
L	17	at St. Louis (65,517), N-26	20
L	10	at New Orleans (68,241), D-3	34
L	19	Green Bay (68,539), D-10	30
W	24	at Seattle (67,650), THU/D-14	14
L	20	Arizona (67,751), D-24	26
W	26	at Denver (75,555), D-31 (OT)	23
298			412

TEAM STATISTICS	49ers	Opp
TOTAL FIRST DOWNS	243	326
By Rushing	97	107
By Passing	132	189
By Penalties	14	30
TOTAL YARDS GAINED	4,860	5,507
By Rushing	2,172	1,936
By Passing	2,688	3,571
TOTAL PLAYS FROM SCRIMMAGE	918	1,025
Rushes	439	473
Average Gain Per Rush	5.3	5.4
NET YARDS PASSING	2,688	3,571
Passes Attempted	444	518
Passes Completed	257	331
Percent Completed	57.9	63.9
Had Intercepted	16	14
Times Sacked	35	34
Lost Attempting to Pass	202	246
PUNTS	81	66
Total Yardage of Punts	3,625	2,794
Average Length	44.8	42.3
KICKOFF RETURNS	79	65
Total Yards Returned	1,907	1,373
Average Length of Return	24.1	21.1
PENALTIES	93	87
Yards Penalized	818	703
FUMBLES	24	23
Own Fumbles Recovered	8	10
Opponents' Fumbles Recovered	13	16
FIELD GOALS	29	30
Field Goals Attempted	35	32
TOTAL POINTS SCORED	298	412
Touchdowns Scored	30	46
Touchdowns Rushing	12	18
Touchdowns Passing	16	25
Touchdown Returns	2	3
Extra Points	29	46
Field Goals	29	30
Safeties	1	0
AVG. TIME OF POSSESSION	28:37	31:23

SCORING	TDs	Ru	Pa	Int	Fu	KO	Pu	PAT	FG	S	Pts
Nedney, Joe	0	0	0	0	0	0	0	29/29	29/35	0	116
Gore, Frank	9	8	1	0	0	0	0	0/0	0/0	0	54
Battle, Arnaz	3	0	3	0	0	0	0	0/0	0/0	0	18
Bryant, Antonio	3	0	3	0	0	0	0	0/0	0/0	0	18
Davis, Vernon	3	0	3	0	0	0	0	0/0	0/0	0	18
Johnson, Eric	2	0	2	0	0	0	0	0/0	0/0	0	12
Norris, Moran	2	0	2	0	0	0	0	0/0	0/0	0	12
Robinson, Michael	2	2	0	0	0	0	0	0/0	0/0	0	12
Smith, Alex	2	2	0	0	0	0	0	0/0	0/0	0	12
Gilmore, Bryan	1	0	1	0	0	0	0	0/0	0/0	0	6

Rookie Names in Italics

(continued)

SCORING	TDs	Ru	Pa	Int	Fu	KO	Pu	PAT	FG	S	Pts
Harris, Walt	1	0	0	1	0	0	0	0/0	0/0	0	6
Hicks, Maurice	1	0	1	0	0	0	0	0/0	0/0	0	6
Oliver, Melvin	1	0	0	0	1	0	0	0/0	0/0	0	6
49ERS	30	12	16	1	1	0	0	29/29	29/35	1	298
OPPONENTS	46	18	25	1	1	0	1	46/46	30/32	0	412

2-pt conversions: Team: 0-1, Opponents: 0-0

RUSHING	No	Yds	Avg	Long	TD
Gore, Frank	312	1,695	5.4	72	8
Smith, Alex	44	147	3.3	22	2
Robinson, Michael	38	116	3.1	33	2
Gilmore, Bryan	7	94	13.4	22	0
Hicks, Maurice	29	82	2.8	9	0
Battle, Arnaz	5	25	5.0	18	0
Norris, Moran	2	8	4.0	4	0
Davis, Vernon	2	5	2.5	9	0
49ERS	439	2,172	4.9	72	12
OPPONENTS	473	1,936	4.1	71t	18

RECEIVING	No	Yds	Avg	Long	TD
Gore, Frank	61	485	8.0	39	1
Battle, Arnaz	59	686	11.6	56	3
Bryant, Antonio	40	733	18.3	72t	3
Johnson, Eric	34	292	8.6	26	2
Davis, Vernon	20	265	13.3	52t	3
Hicks, Maurice	13	137	10.5	33t	1
Robinson, Michael	9	47	5.2	12	0
Gilmore, Bryan	8	150	18.8	75	1
Norris, Moran	5	36	7.2	32t	2
Jacobs, Taylor	4	29	7.3	10	0
Walker, Delanie	2	30	15.0	29	0
Hetherington, Chris	2	0	0.0	0	0
49ERS	257	2,890	11.2	75	16
OPPONENTS	331	3,817	11.5	74	25

INTERCEPTIONS	No	Yds	Avg	Long	TD
Harris, Walt	8	84	10.5	42	1
Lewis, Keith	2	24	12.0	24	0
Williams, Chad	1	43	43.0	43	0
Roman, Mark	1	27	27.0	27	0
Lawson, Manny	1	0	0.0	0	0
Spencer, Shawntae	1	0	0.0	0	0
49ERS	14	178	12.7	43	1
OPPONENTS	16	213	13.3	70t	1

KICKOFF RETURNS	No	Yds	Avg	Long	TD
Hicks, Maurice	57	1,428	25.1	64	0
Williams, Brandon	16	380	23.8	44	0
Robinson, Michael	4	73	18.3	19	0
Norris, Moran	1	1	1.0	1	0
Walker, Delanie	1	25	25.0	25	0
49ERS	79	1,907	24.1	64	0
OPPONENTS	65	1,373	21.1	47	0

PUNT RETURNS	Ret	FC	Yds	Avg	Long	TD
Williams, Brandon	22	12	147	6.7	25	0
Battle, Arnaz	6	7	90	15.0	60	0
49ERS	28	19	237	8.5	60	0
OPPONENTS	35	19	462	13.2	60t	1

PUNTING	No	Yds	Avg	Net	TB	I-20	Lg	B
Lee, Andy	81	3,625	44.8	36.8	9	22	66	0
49ERS	81	3,625	44.8	36.8	9	22	66	0
OPPONENTS	66	2,794	42.3	36.6	7	23	65	1

PASSING	Att	Comp	Pct	Yds	LG	TD	Int	QB
Smith, Alex	442	257	58.1	2,890	75	16	16	74.8
Battle, Arnaz	1	0	0.0	0	0	0	0	39.6
Robinson, Michael	1	0	0.0	0	0	0	0	39.6
49ERS	444	257	57.9	2,890	75	16	16	74.4
OPPONENTS	518	331	63.9	3,817	74	25	14	90.9

2007 (5-11)			
Mike Nolan, Coach			
W	20	Arizona (68,111), MON /S-10	17
W	17	at St. Louis (65,295), S-16	16
L	16	at Pittsburgh (64,313), S-23	37
L	3	Seattle (67,651), S-30	23
L	7	Baltimore (67,885), O-7	9
-	-	BYE, O-14	-
L	15	at New York Giants (78,912), O-21	33
L	10	New Orleans (68,244), O-28	31
L	16	at Atlanta (66,049), N-4	20
L	0	at Seattle (68,331), MON /N-12	24
L	9	St. Louis (68,039), N-18	13
W	37	at Arizona (64,483), N-25 (OT)	31
L	14	at Carolina (73,191), D-2	31
L	7	Minnesota (68,050), D-9	27
W	20	Cincinnati (68,053), SAT /D-15	13
W	21	Tampa Bay (68,193), SUN /D-23	19
L	7	at Cleveland (73,041), D-30	20
219			364

TEAM STATISTICS		49ers	Opp
TOTAL FIRST DOWNS		218	308
By Rushing		65	94
By Passing		140	187
By Penalties		13	27
TOTAL YARDS GAINED		3,797	5,539
By Rushing		1,477	1,896
By Passing		2,320	3,643
TOTAL PLAYS FROM SCRIMMAGE		925	1,078
Rushes		357	504
Average Gain Per Rush		4.1	3.8
NET YARDS PASSING		2,320	3,643
Passes Attempted		513	543
Passes Completed		274	345
Percent Completed		53.4	63.5
Had Intercepted		17	12
Times Sacked		55	31
Lost Attempting to Pass		365	183
PUNTS		105	89
Total Yardage of Punts		4,968	3,644
Average Length		47.3	40.9
KICKOFF RETURNS		73	45
Total Yards Returned		1,702	982
Average Length of Return		23.3	21.8
PENALTIES		97	89
Yards Penalized		702	661
FUMBLES		36	17
Own Fumbles Recovered		19	7
Opponents' Fumbles Recovered		10	17
FIELD GOALS		17	31
Field Goals Attempted		19	35
TOTAL POINTS SCORED		219	364
Touchdowns Scored		24	39
Touchdowns Rushing		8	9
Touchdowns Passing		15	24
Touchdown Returns		1	6
Extra Points		22	37
Field Goals		17	31
Safeties		1	0
AVG. TIME OF POSSESSION		26:51	33:09
SCORING	TDs Ru Pa Int Fu KO Pu PAT FG S Pts		
Nedney, Joe	0 0 0 0 0 0 0 0 22/22	17/19	0 73
Battle, Arnaz	6 1 5 0 0 0 0 0 0/0	0/0	0 36
Gore, Frank	6 5 1 0 0 0 0 0 0/0	0/0	0 36
Davis, Vernon	4 0 4 0 0 0 0 0 0/0	0/0	0 24
Jackson, Darrell	3 0 3 0 0 0 0 0 0/0	0/0	0 18
Banta-Cain, Tully	1 0 0 0 1 0 0 0 0/0	0/0	0 6
Hicks, Maurice	1 1 0 0 0 0 0 0 0/0	0/0	0 6
Hill, Shaun	1 1 0 0 0 0 0 0 0/0	0/0	0 6
Jacobs, Taylor	1 0 1 0 0 0 0 0 0/0	0/0	0 6
Team	0 0 0 0 0 0 0 0 0/0	0/0	0 2
49ERS	24 8 15 0 1 0 0 22/22	17/19	1 219
OPPONENTS	39 9 24 3 1 1 1 37/38	31/35	0 364

2-pt. conversions: Team: 0-1, Opponents: 0-1

Rookie Names in Italics

RUSHING	No	Yds	Avg	Long	TD			
Gore, Frank	260	1,102	4.2	43t	5			
Robinson, Michael	26	121	4.7	28	0			
Hicks, Maurice	21	117	5.6	18	1			
Smith, Alex	13	89	6.8	25	0			
Differ, Trent	10	25	2.5	11	0			
Norris, Moran	7	17	2.4	6	0			
Hill, Shaun	12	14	1.2	12	1			
Battle, Arnaz	4	4	1.0	8	1			
Keasey, Zak	2	4	2.0	3	0			
Gilmore, Bryan	1	-8	-8.0	-8	0			
Jacobs, Taylor TM	1	-8	-8.0	-8	0			
49ERS	357	1,477	4.1	43t	8			
OPPONENTS	504	1,896	3.8	84t	9			
RECEIVING	No	Yds	Avg	Long	TD			
Gore, Frank	53	436	8.2	23t	1			
Davis, Vernon	52	509	9.8	31	4			
Battle, Arnaz	50	600	12.0	57t	5			
Jackson, Darrell	46	497	10.8	34	3			
Walker, Delanie	21	174	8.3	26	1			
Hicks, Maurice	14	86	6.1	11	0			
Robinson, Michael	11	73	6.6	20	0			
Lelie, Ashley	10	115	11.5	47	0			
Gilmore, Bryan	7	111	15.9	42	0			
Norris, Moran	6	38	6.3	13	0			
Jacobs, Taylor TM	3	40	13.3	21t	1			
Hill, Jason	1	6	6.0	6	0			
49ERS	274	2,685	9.8	57t	15			
OPPONENTS	345	3,826	11.1	65	24			
INTERCEPTIONS	No	Yds	Avg	Long	TD			
Clements, Nate	4	74	18.5	62	0			
Harris, Walt	4	42	10.5	23	0			
Lewis, Michael M.	2	18	9.0	18	0			
Smith, Derek	1	4	4.0	4	0			
Spencer, Shawntae	1	0	0.0	0	0			
49ERS	12	138	11.5	62	0			
OPPONENTS	17	298	17.5	73t	3			
KICKOFF RETURNS	No	Yds	Avg	Long	TD			
Hicks, Maurice	63	1,502	23.8	55	0			
Lewis, Michael L.	5	86	17.2	24	0			
Walker, Delanie	3	63	21.0	30	0			
Robinson, Michael	2	51	25.5	30	0			
49ERS	73	1,702	23.3	55	0			
OPPONENTS	45	982	21.8	98t	1			
PUNT RETURNS	Ret	FC	Yds	Avg	Long	TD		
Lewis, Michael L.	44	4	336	7.6	51	0		
Clements, Nate	7	0	115	16.4	41	0		
Williams, Brandon TM	5	5	32	6.4	12	0		
49ERS	56	9	483	8.6	51	0		
OPPONENTS	53	16	402	7.6	76t	1		
PUNTING	No	Yds	Avg	Net	TB	I-20	Lg	B
Lee, Andy	105	4,968	47.3	41.0	13	42	74	0
49ERS	105	4,968	47.3	41.0	13	42	74	0
OPPONENTS	89	3,644	40.9	33.9	7	26	63	1
PASSING	Att	Comp	Pct	Yds	LG	TD	Int	QB
Differ, Trent	219	113	51.6	1,166	57t	7	12	55.1
Smith, Alex	193	94	48.7	914	45	2	4	57.2
Hill, Shaun	79	54	68.4	501	26	5	1	101.3
Weinke, Chris	22	13	59.1	104	21	1	0	86.2
49ERS	513	274	53.4	2,685	57t	15	17	64.3
OPPONENTS	543	345	63.5	3,826	65	24	12	89.9

2008 (7-9)

Coach*

Table with columns for game result (L/W), week number, opponent, score, and overtime status. Includes games against Arizona, Seattle, Detroit, New Orleans, New England, Philadelphia, Seattle, BYE, St. Louis, Dallas, Buffalo, New York Jets, Miami, St. Louis, and Washington.

339 381

*Mike Nolan was fired after 7 games and Mike Singletary was appointed his successor.

TEAM STATISTICS table with columns for 49ers and Opp. Includes categories like Total First Downs, Total Yards Gained, Total Plays from Scrimmage, Net Yards Passing, Punts, Kickoff Returns, Penalties, Fumbles, Field Goals, Total Points Scored, and Avg. Time of Possession.

SCORING table with columns for player name and TDs, Ru, Pa, Int, Fu, KO, Pu, PAT, FG, S, Pts. Lists players like Nedney, Gore, Bruce, Johnson, Morgan, Davis, Foster, Hill, Rossum, Clements, Staley, and Strickland.

Rookie Names in Italics

(continued)

SCORING table with columns for player name and TDs, Ru, Pa, Int, Fu, KO, Pu, PAT, FG, S, Pts. Lists Walker, Willis, and 49ERS/OPPONENTS totals.

RUSHING table with columns for player name, No, Yds, Avg, Long, TD. Lists Gore, Foster, O'Sullivan, Hill, Robinson, Battle, Davis, Hill, Rossum, Bruce, Walker, and 49ERS/OPPONENTS totals.

RECEIVING table with columns for player name, No, Yds, Avg, Long, TD. Lists Bruce, Johnson, Gore, Davis, Hill, Morgan, Robinson, Foster, Walker, Zeigler, Keasey, Ryan, Bajema, Rossum, and 49ERS/OPPONENTS totals.

INTERCEPTIONS table with columns for player name, No, Yds, Avg, Long, TD. Lists Harris, Spikes, Clements, Brown, Willis, Smith, and 49ERS/OPPONENTS totals.

KICKOFF RETURNS table with columns for player name, No, Yds, Avg, Long, TD. Lists Rossum, Walker, Robinson, Balmer, Bajema, Ryan, Battle, Spikes, and 49ERS/OPPONENTS totals.

PUNT RETURNS table with columns for player name, Ret, FC, Yds, Avg, Long, TD. Lists Rossum, Battle, Clements, Zeigler, and 49ERS/OPPONENTS totals.

PUNTING table with columns for player name, No, Yds, Avg, Net, TB, I-20, Lg, B. Lists Lee and 49ERS/OPPONENTS totals.

PASSING table with columns for player name, Att, Comp, Pct, Yds, LG, TD, Int, QB. Lists Hill, O'Sullivan, Bruce, and 49ERS/OPPONENTS totals.

2009 (8-8)			
Mike Singletary, Coach			
W	20	at Arizona (61,981), S-13	16
W	23	Seattle (69,732), S-20	10
L	24	at Minnesota (63,398), S-27	27
W	35	St. Louis (69,732), O-4	0
L	10	Atlanta (70,820), O-11	45
-	-	BYE, O-18	-
L	21	at Houston (66,229), O-25	24
L	14	at Indianapolis (69,732), N-1	18
L	27	Tennessee (69,732), N-8	34
W	10	Chicago (70,445), THU/N-12	6
L	24	at Green Bay (69,732), N-22	30
W	20	Jacksonville (67,761), N-29	3
L	17	at Seattle (69,732), D-6	20
W	24	Arizona (67,782), MON/D-14	9
L	13	at Philadelphia (69,144), D-20	27
W	20	Detroit (69,732), D-27	6
W	28	at St. Louis (47,965), J-3	6
330			281

TEAM STATISTICS	49ers	Opp
TOTAL FIRST DOWNS	238	278
Rushing	77	77
Passing	137	176
Penalty	24	25
TOTAL YARDS GAINED	4,652	5,222
By Rushing	1,600	1,552
By Passing	3,052	3,670
TOTAL PLAYS FROM SCRIMMAGE	939	1,050
Rushes	371	426
Average Gain Per Rush	4.3	3.6
NET YARDS PASSING	3,052	3,670
Passes Attempted	528	580
Passes Completed	312	352
Percent Completed	59.1	60.7
Had Intercepted	14	18
Times Sacked	40	44
Lost Attempting to Pass	241	293
PUNTS	99	95
Total Yardage of Punts	4,711	4,295
Average Length	47.6	45.2
KICKOFF RETURNS	52	65
Total Yards Returned	1,135	1,415
Average Length of Return	21.8	21.8
PENALTIES	98	114
Yards Penalized	758	969
FUMBLES	24	29
Own Fumbles Recovered	14	14
Opponents' Fumbles Recovered	15	10
FIELD GOALS	19	29
Field Goals Attempted	24	34
TOTAL POINTS SCORED	330	281
Touchdowns Scored	39	28
Touchdowns Rushing	12	12
Touchdowns Passing	23	14
Touchdown Returns	4	2
Extra Points	39	26
Field Goals	19	29
Safeties	0	0
AVG. TIME OF POSSESSION	29:47	30:14
SCORING	TDs Ru Pa Int Fu KO Pu PAT FG S Pts	
Nedney, Joe	0 0 0 0 0 0 0 33/33 17/21 0	84
Gore, Frank	13 10 3 0 0 0 0 0/0 0/0 0	78
Davis, Vernon	13 0 13 0 0 0 0 0/0 0/0 0	78
Morgan, Josh	3 0 3 0 0 0 0 0/0 0/0 0	18
Crabtree, Michael	2 0 2 0 0 0 0 0/0 0/0 0	12
Hill, Jason	2 0 2 0 0 0 0 0/0 0/0 0	12
Schmitt, Ricky	0 0 0 0 0 0 0 2/2 2/3 0	8
Coffee, Glen	1 1 0 0 0 0 0 0/0 0/0 0	6
McKillip, Scott	0 0 0 0 1* 0 0 0/0 0/0 0	6
McDonald, Ray	1 0 0 0 1& 0 0 0/0 0/0 0	6
Willis, Patrick	1 0 0 1 0 0 0 0/0 0/0 0	6
Clements, Nate	1 0 0 0 1# 0 0 0/0 0/0 0	6
Norris, Moran	1 1 0 0 0 0 0 0/0 0/0 0	6
Andrus, Shane	0 0 0 0 0 0 0 4/4 0/0 0	4
49ERS	39 12 23 1 3 0 0 39/39 19/24 0	330
OPPONENTS	28 12 14 1 0 1 0 26/27 29/34 0	281

*returned special teams FR #returned blocked FG &returned on FR
Rookie Names in Italics

RUSHING	No	Yds	Avg	Long	TD
Gore, Frank	229	1,120	4.9	80t	10
Coffee, Glen	83	226	2.7	17	1
Hill, Shaun	8	70	8.8	22	0
Morgan, Josh	5	61	12.2	20	0
Smith, Alex	24	51	2.1	11	0
Norris, Moran	14	41	2.9	15	1
Walker, Delanie	3	34	11.3	16	0
Spurlock, Micheal	1	3	3.0	3	0
Robinson, Michael	3	2	0.7	4	0
Bruce, Isaac	1	-8	-8.0	-8	0
49ERS	371	1,600	4.3	80t	12
OPPONENTS	426	1,552	3.6	41	12

RECEIVING	No	Yds	Avg	Long	TD
Davis, Vernon	78	965	12.4	73t	13
Morgan, Josh	52	527	10.1	61	3
Gore, Frank	52	406	7.8	48	3
Crabtree, Michael	48	625	13.0	50	2
Bruce, Isaac	21	264	12.6	50	0
Walker, Delanie	21	233	11.1	39	0
Coffee, Glen	11	76	6.9	12	0
Hill, Jason	9	90	10.0	30	2
Norris, Moran	7	31	4.4	11	0
Robinson, Michael	6	24	4.0	8	0
Battle, Arnaz	5	40	8.0	12	0
Jones, Brandon	1	18	18.0	18	0
Smith, Alex	1	-6	-6.0	-6	0
49ERS	312	3,293	10.6	73t	23
OPPONENTS	352	3,963	11.3	90t	14

INTERCEPTIONS	No	Yds	Avg	Long	TD
Goldson, Dashon	4	39	9.8	34	0
Bly, Dre'	3	66	22.0	31	0
Willis, Patrick	3	33	11.0	23t	1
Brown, Tarell	2	52	26.0	51	0
Spencer, Shawntae	2	2	1.0	2	0
Roman, Mark	1	27	27.0	27	0
Franklin, Aubrayo	1	10	10.0	10	0
Clements, Nate	1	8	8.0	8	0
Lewis, Michael	1	0	0.0	0	0
49ERS	18	237	13.2	51	1
OPPONENTS	14	168	12.0	43	1

KICKOFF RETURNS	No	Yds	Avg	Long	TD
Robinson, Michael	18	414	23.0	40	0
Morgan, Josh	13	367	28.2	76	0
Rossum, Allen	7	152	21.7	40	0
Walker, Delanie	5	85	17.0	25	0
Battle, Arnaz	3	68	22.7	26	0
Coffee, Glen	3	42	14.0	16	0
Balmer, Kentwan	2	7	3.5	4	0
Norris, Moran	1	0	0.0	0	0
49ERS	52	1,135	21.8	76	0
OPPONENTS	65	1,415	21.8	101t	1

PUNT RETURNS	Ret	FC	Yds	Avg	Long	TD
Battle, Arnaz	21	10	61	2.9	18	0
Rossum, Allen	12	1	84	7.0	14	0
Jones, Brandon	9	1	26	2.9	13	0
Clements, Nate	4	1	38	9.5	12	0
Smith, Reggie	3	0	7	2.3	9	0
49ERS	49	13	216	4.4	18	0
OPPONENTS	57	14	495	8.7	56	0

PUNTING	No	Yds	Avg	Net	TB	I-20	Lg	B
Lee, Andy	99	4,711	47.6	41.0	8	30	64	0
49ERS	99	4,711	47.6	41.0	8	30	64	0
OPPONENTS	95	4,295	45.2	41.5	7	31	67	0
PASSING	Att	Comp	Pct	Yds	LG	TD	Int	QB
Smith, Alex	372	225	60.5	2,350	73t	18	12	81.5
Hill, Shaun	155	87	56.1	943	61	5	2	79.6
Spurlock, Micheal	1	0	0.0	0	0	0	0	39.6
49ERS	528	312	59.1	3,293	73t	23	14	80.8
OPPONENTS	580	352	60.7	3,963	90t	14	18	76.2

2010 (6-10)

Mike Singletary/Jim Tomsula, Coach*

Table with columns: Week, Result, Location, Score, Opponent, and Points. Rows include games at Seattle, New Orleans, Kansas City, Atlanta, Philadelphia, Oakland, Carolina, Denver, St. Louis, Tampa Bay, Arizona, Green Bay, Seattle, San Diego, and St. Louis.

* Mike Singletary was fired after 15 games and Jim Tomsula was appointed his successor.

TEAM STATISTICS table comparing 49ers and Opponents across various categories like Total First Downs, Total Yards Gained, Net Yards Passing, and Total Points Scored.

SCORING table showing individual player statistics for touchdowns, rushing, and passing, including totals for 49ers and opponents.

*returned blocked punt | 2-pt. conversions: Team: 1-1, Opponents: 0-0

Rookie Names in Italics

RUSHING table with columns: Player, No, Yds, Avg, Long, TD. Lists players like Gore, Westbrook, and Dixon.

RECEIVING table with columns: Player, No, Yds, Avg, Long, TD. Lists players like Davis, Crabtree, and Gore.

INTERCEPTIONS table with columns: Player, No, Yds, Avg, Long, TD. Lists players like Clements, Spikes, and Spencer.

KICKOFF RETURNS table with columns: Player, No, Yds, Avg, Long, TD. Lists players like Ginn, Walker, and Williams.

PUNT RETURNS table with columns: Player, Ret, FC, Yds, Avg, Long, TD. Lists players like Ginn, Adams, and Williams.

PUNTING table with columns: Player, No, Yds, Avg, Net, TB, I-20, Lg, B. Lists player Lee, Andy.

PASSING table with columns: Player, Att, Comp, Pct, Yds, LG, TD, Int, QB. Lists players like Smith, Alex and Carr, David.

2011 (13-3/14-4)

NFC West Champions

Jim Harbaugh, Coach

Table with columns for Week, Opponent, Score, and Result. Includes games against Seattle, Dallas, Cincinnati, Philadelphia, Tampa Bay, Detroit, Cleveland, Washington, New York Giants, Arizona, Baltimore, St. Louis, Pittsburgh, and Seattle.

NFC DIVISIONAL ROUND - JAN. 14

Table for Divisional Round and Championship games: vs New Orleans (SAT) and vs New York Giants (OT).

TEAM STATISTICS

Comprehensive team statistics table comparing 49ers and Opp. across categories like Total First Downs, Yards Gained, Passing, Punting, and Scoring.

Rookie Names in Italics

(continued)

SCORING and OPPONENTS summary table showing TDs, Ru, Pa, Int, Fu, KO, Pu, PAT, FG, S, Pts for 49ers and opponents.

2-pt conversions: Team: 1-1, Opponents: 1-2

RUSHING and OPPONENTS summary table showing No, Yds, Avg, Long, TD for 49ers and opponents.

RECEIVING and OPPONENTS summary table showing No, Yds, Avg, Long, TD for 49ers and opponents.

INTERCEPTIONS and OPPONENTS summary table showing No, Yds, Avg, Long, TD for 49ers and opponents.

KICKOFF RETURNS and OPPONENTS summary table showing No, Yds, Avg, Long, TD for 49ers and opponents.

PUNT RETURNS and OPPONENTS summary table showing Ret, FC, Yds, Avg, Long, TD for 49ers and opponents.

PUNTING and OPPONENTS summary table showing No, Yds, Avg, Net, TB, I-20, Lg, B for 49ers and opponents.

PASSING and OPPONENTS summary table showing Att, Comp, Pct, Yds, LG, TD, Int, QB for 49ers and opponents.

2012 (11-4-1/13-5-1)
NFC West Champions – NFC Champions
Jim Harbaugh, Coach

W	30	at Green Bay (70,523), S–9	22
W	27	Detroit (69,732), SUN/S –16	19
L	13	at Minnesota (57,288), S–23	24
W	34	at New York Jets (79,088), S–30	0
W	45	Buffalo (69,732), O–7	3
L	3	New York Giants (69,732), O–14	26
W	13	Seattle (69,732), THU/O –18	6
W	24	at Arizona (62,810), MON/O –29	3
–	–	BYE, N–4	–
T	24	St. Louis (69,732), N–11	(OT) 24
W	32	Chicago (69,732), MON/N –19	7
W	31	at New Orleans (73,147), N–25	21
L	13	at St. Louis (57,279), D–2	(OT) 16
W	27	Miami (69,732), D–9	13
W	41	at New England (68,756), SUN/D –16	34
L	13	at Seattle (68,161), SUN/D –23	42
W	27	Arizona (69,732), D–30	13
397			273
NFC DIVISIONAL ROUND - JAN. 12 (at San Francisco – Candlestick Park)			
W	45	Green Bay (68,732)– SAT	31
NFC CHAMPIONSHIP - JAN. 20 (at Atlanta – Georgia Dome)			
W	28	Atlanta (60,863)	24
SUPER BOWL XLVII - FEB. 3 (at New Orleans – Mercedes-Benz Superdome)			
L	31	Baltimore (71,024)	34

TEAM STATISTICS		49ers	Opp
TOTAL FIRST DOWNS		322	284
Rushing		128	72
Passing		172	178
Penalty		22	34
TOTAL YARDS GAINED		5,789	4,710
By Rushing		2,491	1,507
By Passing		3,298	3,203
TOTAL PLAYS FROM SCRIMMAGE		969	1,012
Rushes		492	407
Average Gain Per Rush		5.1	3.7
NET YARDS PASSING		3,298	3,203
Passes Attempted		436	567
Passes Completed		289	337
Percent Completed		66.3	59.4
Had Intercepted		8	14
Times Sacked		41	38
Lost Attempting to Pass		253	270
PUNTS		67	79
Total Yardage of Punts		3,226	3,609
Average Length		48.1	45.7
KICKOFF RETURNS		49	48
Total Yards Returned		1,216	1,289
Average Length of Return		24.8	26.9
PENALTIES		109	93
Yards Penalized		960	758
FUMBLES		26	21
Own Fumbles Recovered		18	10
Opponents' Fumbles Recovered		11	8
FIELD GOALS		29	22
Field Goals Attempted		42	27
TOTAL POINTS SCORED		397	273
Touchdowns Scored		44	29
Touchdowns Rushing		17	7
Touchdowns Passing		23	19
Touchdown Returns		4	3
Extra Points		44	27
Field Goals		29	22
Safeties		1	1
AVG. TIME OF POSSESSION		30:49	29:11

SCORING		TDs	Ru	Pa	Int	Fu	KO	Pu	PAT	FG	S	Pts
Akers, David	0	0	0	0	0	0	0	0	44/44	29/42	0	131
Gore, Frank	10	8	1	0	1	0	0	0	0	0	0	60
Crabtree, Michael	9	0	9	0	0	0	0	0	0	0	0	54
Davis, Vernon	5	0	5	0	0	0	0	0	0	0	0	30
Kaepernick, Colin	5	5	0	0	0	0	0	0	0	0	0	30
Moss, Randy	3	0	3	0	0	0	0	0	0	0	0	18
Walker, Delanie	3	0	3	0	0	0	0	0	0	0	0	18

Rookie Names in Italics

(continued)

SCORING		TDs	Ru	Pa	Int	Fu	KO	Pu	PAT	FG	S	Pts
Hunter, Kendall	2	2	0	0	0	0	0	0	0	0	0	12
Dixon, Anthony	2	2	0	0	0	0	0	0	0	0	0	12
Manningham, Mario	1	0	1	0	0	0	0	0	0	0	0	6
Williams, Kyle	1	0	1	0	0	0	0	0	0	0	0	6
Brooks, Ahmad	1	0	0	1	0	0	0	0	0	0	0	6
Rogers, Carlos	1	0	0	0	1	0	0	0	0	0	0	6
Whitner, Donte	1	0	0	1	0	0	0	0	0	0	0	6
McDonald, Ray	0	0	0	0	0	0	0	0	0	0	1	2

49ERS	44	17	23	2	2	0	0	44/44	29/42	1	397
OPPONENTS	29	7	19	0	2*	0	1	22/27	27/27	1	273

*ret blkcd FG | 2-pt conversions: Team: 0–0, Opponents: 2–2

RUSHING		No	Yds	Avg	Long	TD
Gore, Frank	258	1,214	4.7	37	8	
Kaepernick, Colin	63	415	6.6	50t	5	
Hunter, Kendall	72	371	5.2	26	2	
Smith, Alex	31	132	4.3	24	0	
<i>James, LaMichael</i>	27	125	4.6	26	0	
Dixon, Anthony	21	78	3.7	9	2	
Manningham, Mario	3	64	21.3	29	0	
Goldson, Dashon	1	31	31	31	0	
Williams, Kyle	4	21	5.3	9	0	
Miller, Bruce	5	18	3.6	9	0	
Crabtree, Michael	1	8	8	8	0	
Jacobs, Brandon	5	7	1.4	3	0	
Ginn Jr., Ted	1	7	7	7	0	
49ERS	492	2,491	5.1	50t	17	
OPPONENTS	407	1,507	3.7	35	7	

RECEIVING		No	Yds	Avg	Long	TD
Crabtree, Michael	85	1,105	13	49t	9	
Manningham, Mario	42	449	10.7	40	1	
Davis, Vernon	41	548	13.4	53	5	
Moss, Randy	28	434	15.5	55	3	
Gore, Frank	28	234	8.4	26	1	
Walker, Delanie	21	344	16.4	45	3	
Williams, Kyle	14	212	15.1	57	1	
Miller, Bruce	12	84	7	26	0	
Hunter, Kendall	9	60	6.7	12	0	
<i>Celek, Garrett</i>	4	51	12.8	35	0	
<i>James, LaMichael</i>	3	29	9.7	15	0	
Ginn Jr., Ted	2	1	0.5	1	0	

49ERS		No	Yds	Avg	Long	TD
49ERS	289	3,551	12.3	57	23	
OPPONENTS	337	3,473	10.3	53	19	
INTERCEPTIONS		No	Yds	Avg	Long	TD
Goldson, Dashon	3	21	7.0	20	0	
Brown, Tarell	2	17	8.5	12	0	
Culliver, Chris	2	4	2.0	4	0	
Willis, Patrick	2	2	1.0	2	0	
Rogers, Carlos	1	63	63.0	63	0	
Brooks, Ahmad	1	50	50.0	50t	1	
Whitner, Donte	1	42	42.0	42t	1	
Bowman, NaVorro	1	11	11.0	11	0	
Smith, Aldon	1	6	6.0	6	0	
49ERS	14	216	15.4	63	2	
OPPONENTS	8	70	8.8	24	0	

KICKOFF RETURNS		No	Yds	Avg	Long	TD	
James, LaMichael	14	417	29.8	62	0		
Williams, Kyle	13	353	27.2	94	0		
Ginn Jr., Ted	11	253	23.0	31	0		
Hunter, Kendall	7	165	23.6	31	0		
Walker, Delanie	4	28	7.0	18	0		
49ERS	49	1,216	24.8	94	0		
OPPONENTS	48	1,289	26.9	66	0		
PUNT RETURNS		Ret	FC	Yds	Avg	Long	TD
Ginn Jr., Ted	32	12	326	10.2	38	0	
Williams, Kyle	4	6	52	13.0	20	0	
49ERS	36	18	378	10.5	38	0	
OPPONENTS	36	18	249	6.9	75t	1	

PUNTING		No	Yds	Avg	Net	TB	I–20	Lg	B
Lee, Andy	67	3,226	48.1	43.2	4	36	66	0	
49ERS	67	3,226	48.1	43.2	4	36	66	0	
OPPONENTS	78	3,609	45.7	39.1	7	24	70	1	

PASSING		Att	Comp	Pct	Yds	LG	TD	Int	QB
Kaepernick, Colin	218	136	62.4	1,814	57	10	3	98.3	
Smith, Alex	218	153	70.2	1,737	55	13	5	104.1	
49ERS	436	289	66.3	3,551	57	23	8	101.2	
OPPONENTS	567	337	59.4	3,473	53	19	14	78.0	

2013 (12-4/14-5)				
Jim Harbaugh, Coach				
W	34	Green Bay (69,732), S-8		28
L	3	at Seattle (68,338), SUN/S-15		29
L	7	Indianapolis (69,732), S-22		27
W	35	at St. Louis (56,640), THU/S-26		11
W	34	Houston (69,732), SUN/O-6		3
W	32	Arizona (69,732), O-13		20
W	31	at Tennessee (69,143), O-20		17
W	42	at Jacksonville in London (83,559), O-27		10
-	-	BYE, N-3		-
L	9	Carolina (69,732), N-10		10
L	20	at New Orleans (73,025), N-17		23
W	27	at Washington (79,773), MON/N-25		6
W	23	St. Louis (69,732), D-1		13
W	19	Seattle (69,732), D-8		17
W	33	at Tampa Bay (64,142), D-15		14
W	34	Atlanta (69,732), MON/D-23		24
W	23	at Arizona (63,570), D-29		20
			406	272
NFC WILDCARD - JAN. 5				
(at Green Bay - Lambeau Field)				
W	23	at Green Bay (77,525)		20
NFC DIVISIONAL ROUND - JAN. 12				
(at Carolina - Bank of America Stadium)				
W	23	at Carolina (73,784)		10
NFC CHAMPIONSHIP GAME - JAN. 19				
(at Seattle - CenturyLink Field)				
L	17	at Seattle (68,454)		23

TEAM STATISTICS		49ers	Opp									
TOTAL FIRST DOWNS		286	284									
Rushing		115	77									
Passing		148	181									
Penalty		23	26									
TOTAL YARDS GAINED		5,180	5,071									
By Rushing		2,201	1,535									
By Passing		2,979	3,536									
TOTAL PLAYS FROM SCRIMMAGE		961	1,020									
Rushes		505	397									
Average Gain Per Rush		4.4	3.9									
NET YARDS PASSING		2,979	3,536									
Passes Attempted		417	585									
Passes Completed		244	345									
Percent Completed		58.5	59.0									
Had Intercepted		8	18									
Times Sacked		39	38									
Lost Attempting to Pass		231	283									
PUNTS		79	87									
Total Yardage of Punts		3,804	3,884									
Average Length		48.2	44.6									
KICKOFF RETURNS		32	54									
Total Yards Returned		726	1,104									
Average Length of Return		22.7	20.4									
PENALTIES		103	96									
Yards Penalized		845	878									
FUMBLES		20	21									
Own Fumbles Recovered		10	9									
Opponents' Fumbles Recovered		12	10									
FIELD GOALS		32	20									
Field Goals Attempted		36	25									
TOTAL POINTS SCORED		406	272									
Touchdowns Scored		44	30									
Touchdowns Rushing		18	11									
Touchdowns Passing		21	19									
Touchdown Returns		5	0									
Extra Points		44	28									
Field Goals		32	20									
Safeties		1	1									
AVG. TIME OF POSSESSION		30:35	29:26									
SCORING		TDs	Ru	Pa	Int	Fu	KO	Pu	PAT	FG	S	Pts
Dawson, Phil	0	0	0	0	0	0	0	0	44/44	32/36	0	140
Davis, Vernon	13	0	13	0	0	0	0	0	0/0	0/0	0	78
Gore, Frank	9	9	0	0	0	0	0	0	0/0	0/0	0	54
Boldin, Anquan	7	0	7	0	0	0	0	0	0/0	0/0	0	42
Kaepernick, Colin	4	4	0	0	0	0	0	0	0/0	0/0	0	24
Hunter, Kendall	4	3	0	0	1	0	0	0	0/0	0/0	0	24
Dixon, Anthony	2	2	0	0	0	0	0	0	0/0	0/0	0	12
Bowman, NaVorro	1	0	0	1	0	0	0	0	0/0	0/0	0	6
Osgood, Kassim	1	0	0	0	1	0	0	0	0/0	0/0	0	6
Skuta, Dan	1	0	0	0	1	0	0	0	0/0	0/0	0	6

Rookie Names in Italics

(continued)

SCORING		TDs	Ru	Pa	Int	Fu	KO	Pu	PAT	FG	S	Pts
Crabtree, Michael	1	0	1	0	0	0	0	0	0/0	0/0	0	6
Brock, Tramaine	1	0	0	1	0	0	0	0	0/0	0/0	0	6
Lemonier, Corey	0	0	0	0	0	0	0	0	0/0	0/0	1	2
49ERS	44	18	21	2	3	0	0	0	44/44	32/36	1	406
OPPONENTS	30	11	19	0	0	0	0	0	28/28	20/25	1	272

2-pt conversions: Team: 0-0, Opponents: 1-2

RUSHING		No	Yds	Avg	Long	TD
Gore, Frank	276	1,128	4.1	51	9	
Kaepernick, Colin	92	524	5.7	28	4	
Hunter, Kendall	78	358	4.6	45	3	
James, LaMichael	12	59	4.9	21	0	
Dixon, Anthony	28	56	2.0	9	2	
Patton, Quinton	1	26	26.0	26	0	
Williams, Kyle	2	23	11.5	13	0	
Miller, Bruce	7	13	1.9	4	0	
Boldin, Anquan	2	11	5.5	11	0	
Moore, Marlon	1	9	9.0	9	0	
McCoy, Colt	6	-6	-1.0	-1	0	
49ERS	505	2,201	4.4	51	18	
OPPONENTS	397	1,535	3.9	30	11	

RECEIVING		No	Yds	Avg	Long	TD
Boldin, Anquan	85	1,179	13.9	63	7	
Davis, Vernon	52	850	16.3	64t	13	
Miller, Bruce	25	243	9.7	43	0	
Crabtree, Michael	19	284	14.9	60	1	
Gore, Frank	16	141	8.8	29	0	
Williams, Kyle	12	113	9.4	16	0	
Manningham, Mario	9	85	9.4	14	0	
McDonald, Vance	8	119	14.9	25	0	
Patton, Quinton	3	34	11.3	29	0	
Dixon, Anthony	3	30	10.0	19	0	
Baldwin, Jonathan	3	28	9.3	15	0	
Celek, Garrett	2	38	19.0	30	0	
James, LaMichael	2	16	8.0	12	0	
Hunter, Kendall	2	13	6.5	9	0	
Osgood, Kassim	1	17	17.0	17	0	
Staley, Joe	1	14	14.0	14	0	
Moore, Marlon	1	6	6.0	6	0	
49ERS	244	3,210	13.2	64t	21	
OPPONENTS	345	3,819	11.1	75t	19	

INTERCEPTIONS		No	Yds	Avg	Long	TD
Brock, Tramaine	5	82	16.4	41	1	
Reid, Eric	4	54	13.5	53	0	
Bowman, NaVorro	2	93	46.5	89t	1	
Rogers, Carlos	2	14	7.0	11	0	
Whitner, Donte	2	7	3.5	7	0	
Brooks, Ahmad	1	22	22.0	22	0	
Jerod-Eddie, Tony	1	6	6.0	6	0	
Wright, Eric	1	0	0.0	0	0	
49ERS	18	278	15.4	89t	2	
OPPONENTS	8	117	14.6	43	0	

KICKOFF RETURNS		No	Yds	Avg	Long	TD
James, LaMichael	12	321	26.8	41	0	
Williams, Kyle	7	134	19.1	35	0	
Dixon, Anthony	5	101	20.2	47	0	
Hunter, Kendall	4	81	20.3	30	0	
Cox, Perrish	3	82	27.3	30	0	
Patton, Quinton	1	7	7.0	7	0	
49ERS	32	726	22.7	47	0	
Opponents	54	1,104	20.4	82	0	

PUNT RETURNS		Ret	FC	Yds	Avg	Long	TD
James, LaMichael	23	12	251	10.9	40	0	
Williams, Kyle	12	20	61	5.1	22	0	
49ERS	35	32	312	8.9	40	0	
OPPONENTS	38	21	330	8.7	38	0	

PUNTING		No	Yds	Avg	Net	TB	I-20	Lg	B
Lee, Andy	79	3,804	48.2	41.7	9	27	62	0	
49ERS	79	3,804	48.2	41.7	9	27	62	0	
Opponents	85	3,884	44.6	40.1	4	27	65	2	

PASSING		Att	Comp	Pct	Yds	LG	TD	Int	QB
Kaepernick, Colin	416	243	58.4	3,197	64t	21	8	91.6	
McCoy, Colt	1	1	100.0	13	13	0	0	118.8	
49ERS	417	244	58.5	3,210	64t	21	8	91.7	
OPPONENTS	585	345	59.0	3,819	75t	19	18	76.4	

2014 (8-8)				
Jim Harbaugh, Coach				
W	28	at Dallas (91,174), S-7		17
L	20	Chicago (70,799), SUN/S-14		28
L	14	at Arizona (61,572), S-21		23
W	26	Philadelphia (70,799), S-28		21
W	22	Kansas City (70,799), O-5		17
W	31	at St. Louis (56,851), MON/O-13		17
L	17	at Denver (77,047), SUN/O-19		42
-	-	BYE, O-26		-
L	10	St. Louis (70,799) N-2		13
W	27	at New Orleans (73,129), N-9	(OT)	24
W	16	at New York Giants (80,352), N-16		10
W	17	Washington (70,799), N-23		13
L	3	Seattle (70,799), THU/N-27		19
L	13	at Oakland (55,300), D-7		24
L	7	at Seattle (68,526), D-14		17
L	35	San Diego (70,799), SAT/D-20	(OT)	38
W	20	Arizona (70,799), D-28		17
306				340

TEAM STATISTICS		49ers	Opp
TOTAL FIRST DOWNS		303	308
Rushing		104	83
Passing		165	188
Penalty		34	37
TOTAL YARDS GAINED		5,239	5,143
By Rushing		2,176	1,612
By Passing		3,063	3,531
TOTAL PLAYS FROM SCRIMMAGE		1,009	989
Rushes		470	402
Average Gain Per Rush		4.6	4.0
NET YARDS PASSING		3,063	3,531
Passes Attempted		487	551
Passes Completed		292	324
Percent Completed		60.0	58.8
Had Intercepted		10	23
Times Sacked		52	36
Lost Attempting to Pass		344	200
PUNTS		73	74
Total Yardage of Punts		3,369	3,362
Average Length		46.2	45.4
KICKOFF RETURNS		45	40
Total Yards Returned		1,104	907
Average Length of Return		24.5	22.7
PENALTIES		116	122
Yards Penalized		937	909
FUMBLES		18	18
Own Fumbles Recovered		6	12
Opponents' Fumbles Recovered		12	6
FIELD GOALS		25	20
Field Goals Attempted		31	20
TOTAL POINTS SCORED		306	340
Touchdowns Scored		33	40
Touchdowns Rushing		10	7
Touchdowns Passing		20	29
Touchdown Returns		3	4
Extra Points		33	40
Field Goals		25	20
Safeties		0	0
AVG. TIME OF POSSESSION		31:16	28:44

SCORING	TDs	Ru	Pa	Int	Fu	KO	Pu	PAT	FG	S	Pts
Dawson, Phil	0	0	0	0	0	0	0	33/33	25/31	0	108
Boldin, Anquan	5	0	5	0	0	0	0	0/0	0/0	0	30
Gore, Frank	5	4	1	0	0	0	0	0/0	0/0	0	30
Crabtree, Michael	4	0	4	0	0	0	0	0/0	0/0	0	24
Hyde, Carlos	4	4	0	0	0	0	0	0/0	0/0	0	24
Ellington, Bruce	3	1	2	0	0	0	0	0/0	0/0	0	18
Johnson, Stevie	3	0	3	0	0	0	0	0/0	0/0	0	18
Davis, Vernon	2	0	2	0	0	0	0	0/0	0/0	0	12
Miller, Bruce	2	0	2	0	0	0	0	0/0	0/0	0	12
Kaepernick, Colin	1	1	0	0	0	0	0	0/0	0/0	0	6
Culliver, Chris	1	0	0	1	0	0	0	0/0	0/0	0	6
Bethea, Antoine	1	0	0	1	0	0	0	0/0	0/0	0	6
Johnson, Dontae	1	0	0	1	0	0	0	0/0	0/0	0	6
Lloyd, Brandon	1	0	1	0	0	0	0	0/0	0/0	0	6
49ERS	33	10	20	2	1	0	0	33/33	25/31	0	306
OPPONENTS	40	7	29	1	2*	0	1	40/40	20/20	0	340

*returned blocked punt | 2-pt. conversions: Team: 0-0, Opponents: 0-0
 Rookie Names in Italics

RUSHING	No	Yds	Avg	Long	TD
Gore, Frank	255	1,106	4.3	52t	4
Kaepernick, Colin	104	639	6.1	90t	1
Hyde, Carlos	83	333	4.0	28	4
Ellington, Bruce	6	28	4.7	15	1
Patton, Quinton	1	20	20.0	20	0
Smith, Alfonso	7	19	2.7	12	0
Miller, Bruce	6	9	1.5	4	0
Gabbert, Blaine	1	5	5.0	5	0
Davis, Vernon	1	4	4.0	4	0
Boldin, Anquan	1	4	4.0	4	0
Crabtree, Michael	1	4	4.0	4	0
Dahl, Craig	1	3	3.0	3	0
Carrier, Derek	1	2	2.0	2	0
James, LaMichael	2	0	0.0	1	0
49ERS	470	2,176	4.6	90t	10
OPPONENTS	402	1,612	4.0	37t	7

RECEIVING	No	Yds	Avg	Long	TD
Boldin, Anquan	83	1,062	12.8	76t	5
Crabtree, Michael	68	698	10.3	51	4
Johnson, Stevie	35	435	12.4	32	3
Davis, Vernon	26	245	9.4	29t	2
Miller, Bruce	18	189	10.5	22	2
Lloyd, Brandon	14	294	21.0	80t	1
Hyde, Carlos	12	68	5.7	16	0
Gore, Frank	11	111	10.1	55t	1
Carrier, Derek	9	105	11.7	23	0
Ellington, Bruce	6	62	10.3	20t	2
Patton, Quinton	3	44	14.7	35	0
Smith, Alfonso	3	11	3.7	5	0
Celek, Garrett	2	53	26.5	31	0
McDonald, Vance	2	30	15.0	21	0
Cleveland, Asante	0	0	0	0	0
Osgood, Kassim	0	0	0	0	0
49ERS	292	3,407	11.7	80t	20
OPPONENTS	324	3,731	11.5	63	29

INTERCEPTIONS	No	Yds	Avg	Long	TD
Cox, Perrish	5	12	2.4	10	0
Bethea, Antoine	4	71	17.8	49t	1
Culliver, Chris	4	61	15.3	29	0
Reid, Eric	3	138	46.0	73	0
Borland, Chris	2	12	6.0	12	0
Wilhoite, Michael	2	1	0.5	1	0
Johnson, Dontae	1	20	20.0	20t	1
Dahl, Craig	1	0	0.0	0	0
Willis, Patrick	1	0	0.0	0	0
49ERS	23	315	13.7	73	2
OPPONENTS	10	111	11.1	53t	1

KICKOFF RETURNS	No	Yds	Avg	Long	TD
Ellington, Bruce	24	614	25.6	38	0
Hyde, Carlos	11	268	24.4	30	0
Holliday, Trindon	3	83	27.7	32	0
Cox, Perrish	2	60	30.0	57	0
Patton, Quinton	1	24	24.0	24	0
Miller, Bruce	1	19	19.0	19	0
Jerod-Eddie, Tony	1	18	18.0	18	0
Lynch, Aaron	1	10	10.0	10	0
Thomas, Chase	1	8	8.0	8	0
49ERS	45	1,104	24.5	57	0
OPPONENTS	40	907	22.7	38	0

PUNT RETURNS	Ret	FC	Yds	Avg	Long	TD
Ellington, Bruce	23	12	188	8.2	23	0
Cox, Perrish	10	1	35	3.5	9	0
Osgood, Kassim	1	0	2	2.0	2	0
Cook, Chris	1	0	2	2.0	2	0
49ERS	35	13	227	6.5	23	0
OPPONENTS	36	22	336	9.3	82t	1

PUNTING	No	Yds	Avg	Net	TB	I-20	Lg	B
Lee, Andy	72	3,369	46.8	39.6	7	28	71	1
49ERS	73	3,369	46.2	39.6	7	28	71	1
OPPONENTS	74	3,362	45.4	40.2	8	21	61	1

PASSING	Att	Comp	Pct	Yds	LG	TD	Int	QB
Kaepernick, Colin	478	289	60.5	3,369	80t	19	10	86.4
Gabbert, Blaine	7	3	42.9	38	20t	1	0	100.0
Boldin, Anquan	1	0	0.0	0	0	0	0	39.6
Lee, Andy	1	0	0.0	0	0	0	0	39.6
49ERS	487	292	60.0	3,407	80t	20	10	86.3
OPPONENTS	551	324	58.8	3,731	63	29	23	79.5

2015 (5-11)

Jim Tomsula, Coach

Table with columns for Week, Date, Opponent, Score, and Result. Includes games against Minnesota, Pittsburgh, Arizona, Green Bay, New York Giants, Baltimore, Seattle, St. Louis, Atlanta, Seattle, Arizona, Chicago, Cleveland, Cincinnati, Detroit, and St. Louis.

TEAM STATISTICS table comparing 49ers and Opponent stats across categories like Total First Downs, Total Yards Gained, Total Plays from Scrimmage, Net Yards Passing, Punts, Kickoff Returns, Penalties, Fumbles, Field Goals, Total Points Scored, and Avg. Time of Possession.

SCORING table showing individual player stats for touchdowns, rushing, passing, and field goals. Includes totals for 49ers and opponents.

2-pt. conversions: Team: 1-2, Opponents: 3-4
Rookie Names in Italics

RUSHING table with columns: Player, No, Yds, Avg, Long, TD. Lists players like Carlos Hyde, Shaun Draughn, Colin Kaepernick, etc.

RECEIVING table with columns: Player, No, Yds, Avg, Long, TD. Lists players like Anquan Boldin, Torrey Smith, Quinton Patton, etc.

INTERCEPTIONS table with columns: Player, No, Yds, Avg, Long, TD. Lists players like Kenneth Acker, Tramaine Brock, Jimmie Ward, etc.

KICKOFF RETURNS table with columns: Player, No, Yds, Avg, Long, TD. Lists players like Bruce Ellington, Quinton Patton, etc.

PUNT RETURNS table with columns: Player, Ret, FC, Yds, Avg, Long, TD. Lists players like Bruce Ellington, Jarryd Hayne, etc.

PUNTING table with columns: Player, No, Yds, Avg, Net, TB, I-20, Lg, B. Lists players like Bradley Pinion, Phil Dawson, etc.

PASSING table with columns: Player, Att, Comp, Pct, Yds, LG, TD, Int, QB. Lists players like Bruce Ellington, Colin Kaepernick, etc.

2016 (2-14)				
Chip Kelly, Coach				
W	28	Los Angeles Rams (70,178),	MON/S-12	0
L	27	at Carolina (74,143),	S-18	46
L	18	at Seattle (69,010),	S-25	37
L	17	Dallas (70,178),	O-2	24
L	21	Arizona (70,178),	THU/O-6	33
L	16	at Buffalo (70,003),	O-16	45
L	17	Tampa Bay (70,178),	O-23	34
-	-	BYE,	O-30	-
L	23	New Orleans (70,178)	N-6	41
L	20	at Arizona (65,127),	N-13	23
L	17	New England (70,178),	N-20	30
L	24	at Miami (65,856),	N-27	31
L	6	at Chicago (59,782),	D-4	26
L	17	New York Jets (70,178),	D-11 (OT)	23
L	13	at Atlanta (70,164),	D-18	41
W	22	at Los Angeles Rams (83,656),	SAT/D-24	21
L	23	Seattle (70,178),	J-1	25
309				480

TEAM STATISTICS	49ers	Opp
TOTAL FIRST DOWNS	287	358
Rushing	116	140
Passing	152	187
Penalty	19	31
TOTAL YARDS GAINED	4,930	6,502
By Rushing	2,019	2,654
By Passing	2,911	4,848
TOTAL PLAYS FROM SCRIMMAGE	996	1,102
Rushes	458	548
Average Gain Per Rush	4.4	4.8
NET YARDS PASSING	2,911	4,848
Passes Attempted	491	521
Passes Completed	287	322
Percent Completed	58.5	61.8
Had Intercepted	10	10
Times Sacked	47	33
Lost Attempting to Pass	255	165
PUNTS	100	78
Total Yardage of Punts	4,402	3,429
Average Length	44.0	44.0
KICKOFF RETURNS	38	44
Total Yards Returned	749	869
Average Length of Return	19.7	19.8
PENALTIES	99	93
Yards Penalized	831	795
FUMBLES	29	25
Own Fumbles Recovered	19	10
Opponents' Fumbles Recovered	10	15
FIELD GOALS	18	29
Field Goals Attempted	21	32
TOTAL POINTS SCORED	309	480
Touchdowns Scored	36	56
Touchdowns Rushing	15	25
Touchdowns Passing	21	30
Touchdown Returns	0	1
Extra Points	33	51
Field Goals	18	29
Safeties	1	2
AVG. TIME OF POSSESSION	26:45	33:15

SCORING	TDs	Ru	Pa	Int	Fu	KO	Pu	PAT	FG	S	Pts
Dawson, Phil	0	0	0	0	0	0	0	33/34	18/21	0	87
Hyde, Carlos	9	6	3	0	0	0	0	0/0	0/0	0	56
Draughn, Shaun	6	4	2	0	0	0	0	0/0	0/0	0	36
McDonald, Vance	4	0	4	0	0	0	0	0/0	0/0	0	24
Celek, Garrett	3	0	3	0	0	0	0	0/0	0/0	0	18
Kerley, Jeremy	3	0	3	0	0	0	0	0/0	0/0	0	18
Smith, Torrey	3	0	3	0	0	0	0	0/0	0/0	0	18
Kaepernick, Colin	2	2	0	0	0	0	0	0/0	0/0	0	14
Gabbert, Blaine	2	2	0	0	0	0	0	0/0	0/0	0	12
Streater, Rod	2	0	2	0	0	0	0	0/0	0/0	0	12
Davis, Mike	1	1	0	0	0	0	0	0/0	0/0	0	6
Harris, DuJuan	1	0	1	0	0	0	0	0/0	0/0	0	6
49ERS	36	15	21	0	0	0	0	33/34	18/21	1	309
OPPONENTS	56	25	30	0	1	0	1	51/54	29/32	2	480

2-pt. conversions: Team: 2-2, Opponents: 1-1

Rookie Names in Italics

RUSHING	No	Yds	Avg	Long	TD
Hyde, Carlos	217	988	4.6	47	6
Kaepernick, Colin	69	468	6.8	30	2
Draughn, Shaun	74	196	2.6	18	4
Gabbert, Blaine	40	173	4.3	24	2
Harris, DuJuan	38	138	3.6	19	0
Davis, Mike	19	50	2.6	8	1
Mostert, Raheem	1	6	6.0	6	0
49ERS	458	2,019	4.4	47	15
OPPONENTS	548	2,654	4.8	75t	25

RECEIVING	No	Yds	Avg	Long	TD
Kerley, Jeremy	64	667	10.4	33t	3
Patton, Quinton	37	408	11.0	45	0
Celek, Garrett	29	350	12.1	31	3
Draughn, Shaun	29	263	9.1	29	2
Hyde, Carlos	27	163	6.0	19t	3
McDonald, Vance	24	391	16.3	75t	4
Smith, Torrey	20	267	13.4	53t	3
Streater, Rod	18	191	10.6	25	2
Harper, Chris	13	133	10.2	19	0
Harris, DuJuan	8	115	14.4	47t	1
Burbridge, Aaron	7	88	12.6	24	0
Bell, Blake	4	85	21.3	45	0
Davis, Mike	3	25	8.3	10	0
Hamm, Je'Ron	2	13	6.5	7	0
Smelter, DeAndre	1	23	23.0	23	0
Gabbert, Blaine	1	-16	-16.0	-16	0
49ERS	287	3,166	11.0	75t	21
OPPONENTS	322	4,013	12.5	78t	30

INTERCEPTIONS	No	Yds	Avg	Long	TD
Hodges, Gerald	2	27	13.5	21	0
Brock, Tramaine	1	39	39.0	39	0
Reid, Eric	1	13	13.0	13	0
Ward, Jimmie	1	8	8.0	8	0
Armstrong, Ray-Ray	1	5	5.0	5	0
Bellore, Nick	1	4	4.0	4	0
Bethea, Antoine	1	0	0.0	0	0
Bowman, NaVorro	1	0	0.0	0	0
Robinson, Rashard	1	0	0.0	0	0
49ERS	10	96	9.6	39	0
OPPONENTS	10	134	13.4	29	0

KICKOFF RETURNS	No	Yds	Avg	Long	TD
Shepherd, JaCorey	21	456	21.7	41	0
Davis, Chris	6	129	21.5	26	0
Martin, Keshawn	2	37	18.5	20	0
Mostert, Raheem	2	35	17.5	26	0
Kerley, Jeremy	2	32	16.0	20	0
Davis, Mike	2	18	9.0	12	0
Harris, DuJuan	1	18	18.0	18	0
Smith, Torrey	1	13	13.0	13	0
Patton, Quinton	1	11	11.0	11	0
49ERS	38	749	19.7	41	0
OPPONENTS	44	869	19.8	78	0

PUNT RETURNS	Ret	FC	Yds	Avg	Long	TD
Kerley, Jeremy	21	36	158	7.5	26	0
Johnson, Dontae	1	0	25	25.0	25	0
Burbridge, Aaron	1	0	0	0.0	0	0
Mostert, Raheem	0	0	33	0	33	0
49ERS	23	36	216	9.4	33	0
OPPONENTS	40	41	345	8.6	62	0

PUNTING	No	Yds	Avg	Net	TB	I-20	Lg	B
Pinion, Bradley	100	4,402	44.0	39.8	4	28	65	0
49ERS	100	4,402	44.0	39.8	4	28	65	0
OPPONENTS	78	3,429	44.0	39.4	7	34	64	0

PASSING	Att	Comp	Pct	Yds	LG	TD	Int	QB
Kaepernick, Colin	331	196	59.2	2,241	65t	16	4	90.7
Gabbert, Blaine	160	91	56.9	925	75t	5	6	68.4
49ERS	491	287	58.5	3,166	75t	21	10	83.4
OPPONENTS	521	322	61.8	4,013	78t	30	10	96.9

2017 (6-10)
Kyle Shanahan, Coach

L	3	Carolina (70,178), S-10	23
L	9	at Seattle (68,729), S-17	12
L	39	Los Angeles Rams (70,178), THU/S-21	41
L	15	at Arizona (64,121), O-1	(OT) 18
L	23	at Indianapolis (65,612), O-8	(OT) 26
L	24	at Washington (75,568), O-15	26
L	10	Dallas (70,133), O-22	40
L	10	at Philadelphia (69,596), O-29	33
L	10	Arizona (70,133), N-5	20
W	31	New York Giants (70,133), N-12	21
-	-	BYE, N-19	-
L	13	Seattle (70,134), N-26	24
W	15	at Chicago (61,302), D-3	14
W	26	at Houston (71,802), D-10	16
W	25	Tennessee (70,133), D-17	23
W	44	Jacksonville (70,133), D-24	33
W	34	at Los Angeles Rams (66,125), D-31	13
331			383

TEAM STATISTICS		49ers	Opp
TOTAL FIRST DOWNS		321	343
Rushing		88	108
Passing		206	198
Penalty		27	37
TOTAL YARDS GAINED		5,587	5,625
By Rushing		1,662	1,861
By Passing		3,925	3,764
TOTAL PLAYS FROM SCRIMMAGE		1,058	1,065
Rushes		408	491
Average Gain Per Rush		4.1	3.8
NET YARDS PASSING		3,925	3,764
Passes Attempted		607	544
Passes Completed		362	344
Percent Completed		59.6	63.2
Had Intercepted		15	10
Times Sacked		43	30
Lost Attempting to Pass		310	179
PUNTS		75	74
Total Yardage of Punts		3,255	3,462
Average Length		43.4	46.8
KICKOFF RETURNS		31	15
Total Yards Returned		570	302
Average Length of Return		18.4	20.1
PENALTIES		123	97
Yards Penalized		988	791
FUMBLES		14	25
Own Fumbles Recovered		6	15
Opponents' Fumbles Recovered		10	8
FIELD GOALS		39	31
Field Goals Attempted		41	35
TOTAL POINTS SCORED		331	383
Touchdowns Scored		31	42
Touchdowns Rushing		15	13
Touchdowns Passing		15	27
Touchdown Returns		1	2
Extra Points		28	30
Field Goals		39	31
Safeties		0	0
AVG. TIME OF POSSESSION		28:44	31:16

SCORING												
	TDs	Ru	Pa	Int	Fu	KO	Pu	PAT	FG	S	Pts	
Gould, Robbie	0	0	0	0	0	0	0	28/30	39/41	0	145	
Hyde, Carlos	8	8	0	0	0	0	0	0/0	0/0	0	48	
Celek, Garrett	4	0	4	0	0	0	0	0/0	0/0	0	24	
Breida, Matt	3	2	1	0	0	0	0	0/0	0/0	0	18	
Beathard, C.J.	3	3	0	0	0	0	0	0/0	0/0	0	18	
Goodwin, Marquise	2	0	2	0	0	0	0	0/0	0/0	0	12	
Kittle, George	2	0	2	0	0	0	0	0/0	0/0	0	12	
Taylor, Trent	2	0	2	0	0	0	0	0/0	0/0	0	12	
Robinson, Aldrick	2	0	2	0	0	0	0	0/0	0/0	0	12	
Johnson, Dontae	1	0	0	1	0	0	0	0/0	0/0	0	6	
Garoppolo, Jimmy	1	1	0	0	0	0	0	0/0	0/0	0	6	
Juszczyk, Kyle	1	0	1	0	0	0	0	0/0	0/0	0	6	
Hoyer, Brian	1	1	0	0	0	0	0	0/0	0/0	0	6	
Murphy, Louis	1	0	1	0	0	0	0	0/0	0/0	0	6	
49ERS	31	15	15	1	0	0	0	28/30	39/41	0	331	
OPPONENTS	42	13	27	1	0	0	1	30/37	31/35	0	383	

2-pt. conversions: Team: 0-1, Opponents: 3-4

Rookie Names in Italics

RUSHING					
	No	Yds	Avg	Long	TD
Hyde, Carlos	240	938	3.9	61	8
Breida, Matt	105	465	4.4	33t	2
Beathard, C.J.	26	136	5.2	16	3
Goodwin, Marquise	4	44	11.0	18	0
Juszczyk, Kyle	7	31	4.4	12	0
Mostert, Raheem	6	30	5.0	16	0
Garoppolo, Jimmy	15	11	0.7	8	1
Hoyer, Brian	5	7	1.4	9t	1
49ERS	408	1,662	4.1	61	15
OPPONENTS	491	1,861	3.8	45	13

RECEIVING					
	No	Yds	Avg	Long	TD
Hyde, Carlos	59	350	5.9	18	0
Goodwin, Marquise	56	962	17.2	83t	2
Kittle, George	43	515	12.0	44	2
Taylor, Trent	43	430	10.0	33	2
Garçon, Pierre	40	500	12.5	59	0
Juszczyk, Kyle	33	315	9.5	44	1
Celek, Garrett	21	336	16.0	61	4
Breida, Matt	21	180	8.6	32	1
Robinson, Aldrick	19	260	13.7	45t	2
Bourne, Kendrick	16	257	16.1	54	0
Murphy, Louis	8	121	15.1	40	1
Hikutini, Cole	2	15	7.5	10	0
Garoppolo, Jimmy	1	-6	-6.0	-6	0
49ERS	362	4,235	11.7	83t	15
OPPONENTS	344	3,943	11.5	72t	27

INTERCEPTIONS					
	No	Yds	Avg	Long	TD
Witherspoon, Ahkello	2	42	21.0	23	0
Armstrong, Ray-Ray	2	29	14.5	29	0
Reid, Eric	2	0	0.0	0	0
Johnson, Dontae	1	50	50.0	50t	1
Tartt, Jaquiski	1	37	37.0	37	0
Williams, K'Waun	1	27	27.0	27	0
Robinson, Rashard	1	0	0.0	0	0
49ERS	10	185	18.5	50t	1
OPPONENTS	15	163	10.9	38	1

KICKOFF RETURNS					
	No	Yds	Avg	Long	TD
Bolden Jr., Victor	19	396	20.8	34	0
Breida, Matt	5	83	16.6	28	0
Mostert, Raheem	5	83	16.6	21	0
Taylor, Trent	1	8	8.0	8	0
Blair III, Ronald	1	0	0.0	0	0
49ERS	31	570	18.4	34	0
OPPONENTS	15	302	20.1	28	0

PUNT RETURNS						
	Ret	FC	Yds	Avg	Long	TD
Taylor, Trent	30	16	281	9.4	39	0
Bolden Jr., Victor	4	1	23	5.8	16	0
49ERS	34	17	304	8.9	39	0
OPPONENTS	33	23	138	4.2	61t	1

PUNTING								
	No	Yds	Avg	Net	TB	I-20	Lg	B
Pinion, Bradley	75	3255	43.4	41.3	1	31	59	0
49ERS	75	3255	43.4	41.3	1	31	59	0
OPPONENTS	74	3462	46.8	40.8	7	27	74	0

PASSING								
	Att	Comp	Pct	Yds	LG	TD	Int	QB
Garoppolo, Jimmy	178	120	67.4	1,560	61	7	5	96.2
Beathard, C.J.	224	123	54.9	1,430	83t	4	6	69.2
Hoyer, Brian	205	119	58.0	1,245	59	4	4	74.1
49ERS	607	362	59.6	4,235	83t	15	15	78.8
OPPONENTS	544	344	63.2	3,943	72t	27	10	93.9

2018 (4-12)
Kyle Shanahan, Coach

L	16	at Minnesota (66,673), S-9	24
W	30	Detroit (70,164), S-16	27
L	27	at Kansas City (76,023), S-23	38
L	27	at Los Angeles Chargers (25,397), S-30	29
L	18	Arizona (68,337), O-7	28
L	30	at Green Bay (77,642), MON /O-15	33
L	10	Los Angeles Rams (66,597), O-21	39
L	15	at Arizona (61,923), O-28	18
W	34	Oakland (69,592), THU /N-1	3
L	23	New York Giants (69,409), MON /N-12	27
-	-	BYE, N-19	-
L	9	at Tampa Bay (50,436), N-25	27
L	16	at Seattle (69,009), D-2	43
W	20	Denver (69,449), D-9	14
W	26	Seattle (68,836), D-16	(OT) 23
L	9	Chicago (70,806), D-23	14
L	32	at Los Angeles Rams (72,161), D-30	48
342			435

TEAM STATISTICS		49ers	Opp
TOTAL FIRST DOWNS		344	337
Rushing		98	104
Passing		201	195
Penalty		45	38
TOTAL YARDS GAINED		5,769	5,546
By Rushing		1,902	1,814
By Passing		3,867	3,732
TOTAL PLAYS FROM SCRIMMAGE		1,003	1,023
Rushes		423	444
Average Gain Per Rush		4.5	4.1
NET YARDS PASSING		3,867	3,732
Passes Attempted		532	542
Passes Completed		331	344
Percent Completed		62.2	63.5
Had Intercepted		20	2
Times Sacked		48	37
Lost Attempting to Pass		380	227
PUNTS		69	78
Total Yardage of Punts		2,973	3,379
Average Length		43.1	43.3
KICKOFF RETURNS		36	27
Total Yards Returned		944	662
Average Length of Return		26.2	24.5
PENALTIES		112	117
Yards Penalized		982	1,011
FUMBLES		31	21
Own Fumbles Recovered		19	16
Opponents' Fumbles Recovered		5	12
FIELD GOALS		33	24
Field Goals Attempted		34	27
TOTAL POINTS SCORED		342	435
Touchdowns Scored		35	52
Touchdowns Rushing		7	13
Touchdowns Passing		26	35
Touchdown Returns		2	4
Extra Points		27	45
Field Goals		33	24
Safeties		1	1
AVG. TIME OF POSSESSION		29:42	30:18

SCORING	TDs	Ru	Pa	Int	Fu	KO	Pu	PAT	FG	S	Pts
Gould, Robbie	0	0	0	0	0	0	0	27/29	33/34	0	126
Kittle, George	5	0	5	0	0	0	0	0/0	0/0	0	32
Breida, Matt	5	3	2	0	0	0	0	0/0	0/0	0	30
<i>Pettis, Dante</i>	5	0	5	0	0	0	0	0/0	0/0	0	30
Bourne, Kendrick	4	0	4	0	0	0	0	0/0	0/0	0	24
Goodwin, Marquise	4	0	4	0	0	0	0	0/0	0/0	0	24
Celek, Garrett	2	0	2	0	0	0	0	0/0	0/0	0	12
Morris, Alfred	2	2	0	0	0	0	0	0/0	0/0	0	12
<i>James Jr., Richie</i>	2	0	1	0	0	1	0	0/0	0/0	0	12
Taylor, Trent	1	0	1	0	0	0	0	0/0	0/0	0	8
Exum Jr., Antone	1	0	0	1	0	0	0	0/0	0/0	0	6
Mostert, Raheem	1	1	1	0	0	0	0	0/0	0/0	0	6
Juszczyk, Kyle	1	0	1	0	0	0	0	0/0	0/0	0	6
Garçon, Pierre	1	0	1	0	0	0	0	0/0	0/0	0	6
Beathard, C.J.	1	1	0	0	0	0	0	0/0	0/0	0	6
49ERS	35	7	26	1	0	1	0	27/29	33/34	1	342
OPPONENTS	52	13	35	3	1	0	0	45/50	24/27	1	435

2-pt. conversions: Team: 2-6, Opponents: 2-2

Rookie Names in Italics

RUSHING	No	Yds	Avg	Long	TD
Breida, Matt	153	814	5.3	66t	3
Morris, Alfred	111	428	3.9	51	2
<i>Wilson Jr., Jeff</i>	66	266	4.0	18	0
Mostert, Raheem	34	261	7.7	52t	1
Beathard, C.J.	19	69	3.6	13	1
Garoppolo, Jimmy	8	33	4.1	13	0
Juszczyk, Kyle	8	30	3.8	12	0
Kittle, George	1	10	10.0	10	0
Goodwin, Marquise	4	9	2.3	5	0
Pinion, Bradley	0	0	0	0	0
<i>Pettis, Dante</i>	1	-2	-2.0	-2	0
Mullens, Nick	18	-16	-0.9	2	0
49ERS	423	1,902	4.5	66t	7
OPPONENTS	444	1,814	4.1	34	13

RECEIVING	No	Yds	Avg	Long	TD
Kittle, George	88	1,377	15.6	85t	5
Bourne, Kendrick	42	487	11.6	33	4
Juszczyk, Kyle	30	324	10.8	56	1
<i>Pettis, Dante</i>	27	467	17.3	75t	5
Breida, Matt	27	261	9.7	26	2
Taylor, Trent	26	215	8.3	23	1
Garçon, Pierre	24	286	11.9	25	1
Goodwin, Marquise	23	395	17.2	67t	4
<i>Wilson Jr., Jeff</i>	12	98	8.2	24	0
<i>James Jr., Richie</i>	9	130	14.4	53	1
Morris, Alfred	8	73	9.1	16	0
Mostert, Raheem	6	25	4.2	23	0
Celek, Garrett	5	90	18.0	41t	2
<i>Dwelle, Ross</i>	2	14	7.0	8	0
Bolden Jr., Victor	1	10	10.0	10	0
Staley, Joe	1	-5	-5.0	-5	0
49ERS	331	4,247	12.8	85t	26
OPPONENTS	344	3,959	11.5	75t	35

INTERCEPTIONS	No	Yds	Avg	Long	TD
Exum Jr., Antone	1	32	32.0	32t	1
Tartt, Jaquiski	1	23	23.0	23	0
49ERS	2	55	27.5	32t	1
OPPONENTS	20	336	16.8	98t	3

KICKOFF RETURNS	No	Yds	Avg	Long	TD
<i>James Jr., Richie</i>	23	580	25.2	97t	1
<i>Reed Jr., D.J.</i>	11	332	30.2	90	0
Dayes, Matthew	1	17	17.0	17	0
Taylor, Trent	1	15	15.0	15	0
49ERS	36	944	26.2	97t	1
OPPONENTS	27	662	24.5	84	0

PUNT RETURNS	Ret	FC	Yds	Avg	Long	TD
<i>James Jr., Richie</i>	12	10	75	6.3	23	0
Taylor, Trent	10	6	78	7.8	18	0
<i>Pettis, Dante</i>	9	2	27	3.0	14	0
49ERS	31	18	180	5.8	23	0
OPPONENTS	25	28	195	7.8	56	0

PUNTING	No	Yds	Avg	Net	TB	I-20	Lg	B
Pinion, Bradley	68	2,973	43.7	39.1	4	22	64	1
49ERS	69	2,973	43.1	39.1	4	22	64	1
OPPONENTS	78	3,379	43.3	39.7	5	35	65	0

PASSING	Att	Comp	Pct	Yds	LG	TD	Int	QB
Mullens, Nick	274	176	64.2	2,277	85t	13	10	90.9
Beathard, C.J.	169	102	60.4	1,252	82t	8	7	81.8
Garoppolo, Jimmy	89	53	59.6	718	56	5	3	90.0
49ERS	532	331	62.2	4,247	85t	26	20	87.8
OPPONENTS	542	344	63.5	3,959	75t	35	2	105.4

2019 (13-3/15-4)
NFC West Champions – NFC Champions
Kyle Shanahan, Coach

W	31	at Tampa Bay (55,976), S–8	17
W	41	at Cincinnati (50,666), S–15	17
W	24	Pittsburgh (69,439), S–22	20
–	–	BYE, S–29	–
W	31	Cleveland (70,585), MON 0–7	3
W	20	at Los Angeles Rams (75,695), 0–13	7
W	9	at Washington (61,459), 0–20	0
W	51	Carolina (69,083), 0–27	13
W	28	at Arizona (60,986), THU 0–31	25
L	24	Seattle (71,404), MON N–11	(OT) 27
W	36	Arizona (69,419), N–17	26
W	37	Green Bay (71,500), SUN N–24	8
L	17	at Baltimore (71,029), D–1	20
W	48	at New Orleans (73,038), D–8	46
L	22	Atlanta (70,910), D–15	29
W	34	Los Angeles Rams (70,103), SAT /D–21	31
W	26	at Seattle (69,162), SUN /D–29	21
479			310
NFC DIVISIONAL ROUND - JAN. 11 (at San Francisco – Levi's Stadium)			
W	27	Minnesota (71,649)– SAT	10
NFC CHAMPIONSHIP - JAN. 19 (at San Francisco – Levi's Stadium)			
W	37	Green Bay (72,211)	20
SUPER BOWL LIV - FEB. 2 (at Miami Gardens – Hard Rock Stadium)			
L	20	at Kansas City (62,417)	31

TEAM STATISTICS		49ers	Opp
TOTAL FIRST DOWNS		336	285
Rushing		110	105
Passing		195	150
Penalty		31	30
TOTAL YARDS GAINED		6,097	4,509
By Rushing		2,305	1,802
By Passing		3,792	2,707
TOTAL PLAYS FROM SCRIMMAGE		1,012	968
Rushes		498	401
Average Gain Per Rush		4.6	4.5
NET YARDS PASSING		3,792	2,707
Passes Attempted		478	519
Passes Completed		331	318
Percent Completed		69.2	61.3
Had Intercepted		13	12
Times Sacked		36	48
Lost Attempting to Pass		237	367
PUNTS		52	75
Total Yardage of Punts		2,333	3,555
Average Length		44.9	47.4
KICKOFF RETURNS		20	48
Total Yards Returned		409	1,046
Average Length of Return		20.5	21.8
PENALTIES		105	116
Yards Penalized		939	957
FUMBLES		19	28
Own Fumbles Recovered		9	13
Opponents' Fumbles Recovered		15	10
FIELD GOALS		30	17
Field Goals Attempted		39	20
TOTAL POINTS SCORED		479	310
Touchdowns Scored		56	37
Touchdowns Rushing		23	11
Touchdowns Passing		28	23
Touchdown Returns		5	3
Extra Points		49	29
Field Goals		30	17
Safeties		0	1
AVG. TIME OF POSSESSION		31:18	28:42

SCORING	TDs	Ru	Pa	Int	Fu	KO	Pu	PAT	FG	S	Pts
Gould, Robbie	0	0	0	0	0	0	0	41/42	23/31	0	110
Mostert, Raheem	10	8	2	0	0	0	0	0/0	0/0	0	60
Coleman, Tevin	7	6	1	0	0	0	0	0/0	0/0	0	42
<i>Samuel Sr., Deebo</i>	6	3	3	0	0	0	0	0/0	0/0	0	38
Bourne, Kendrick	5	0	5	0	0	0	0	0/0	0/0	0	32
Wilson Jr., Jeff	5	4	1	0	0	0	0	0/0	0/0	0	30
Kittle, George	5	0	5	0	0	0	0	0/0	0/0	0	30

Rookie Names in Italics

(continued)

SCORING	TDs	Ru	Pa	Int	Fu	KO	Pu	PAT	FG	S	Pts
<i>McLaughlin, Chase</i>	0	0	0	0	0	0	0	8/8	7/8	0	29
Sanders, Emmanuel	3	0	3	0	0	0	0	0/0	0/0	0	18
Breida, Matt	2	1	1	0	0	0	0	0/0	0/0	0	12
Pettis, Dante	2	0	2	0	0	0	0	0/0	0/0	0	12
Dwelle, Ross	2	0	2	0	0	0	0	0/0	0/0	0	12
James Jr., Richie	1	0	1	0	0	0	0	0/0	0/0	0	6
Reed Jr., D.J.	1	0	0	0	1	0	0	0/0	0/0	0	6
Warner, Fred	1	0	0	1	0	0	0	0/0	0/0	0	6
Witherspoon, Ahkello	1	0	0	1	0	0	0	0/0	0/0	0	6
Buckner, DeForest	1	0	0	1	0	0	0	0/0	0/0	0	6
Sherman, Richard	1	0	0	1	0	0	0	0/0	0/0	0	6
Juszczyk, Kyle	1	0	1	0	0	0	0	0/0	0/0	0	6
Goodwin, Marquise	1	0	1	0	0	0	0	0/0	0/0	0	6
Garoppolo, Jimmy	1	1	0	0	0	0	0	0/0	0/0	0	6
49ERS	56	23	28	3	2	0	0	49/50	30/39	0	479
OPPONENTS	37	11	23	1	2	0	0	29/30	17/20	1	310

2-pt conversions: Team: 2–5, Opponents: 3–6

RUSHING	No	Yds	Avg	Long	TD
Mostert, Raheem	137	772	5.6	41t	8
Breida, Matt	123	623	5.1	83t	1
Coleman, Tevin	137	544	4.0	48t	6
<i>Samuel Sr., Deebo</i>	14	159	11.4	31	3
Wilson Jr., Jeff	27	105	3.9	25	4
Garoppolo, Jimmy	46	62	1.3	11	1
Kittle, George	5	22	4.4	18	0
Goodwin, Marquise	1	15	15.0	15	0
Juszczyk, Kyle	3	7	2.3	6	0
James Jr., Richie	2	–1	–0.5	0	0
Mullens, Nick	3	–3	–1.0	–1	0
49ERS	498	2,305	4.6	83t	23
OPPONENTS	401	1,802	4.5	40t	11

RECEIVING	No	Yds	Avg	Long	TD
Kittle, George	85	1,053	12.4	61t	5
<i>Samuel Sr., Deebo</i>	57	802	14.1	42t	3
Sanders, Emmanuel	36	502	13.9	75t	3
Bourne, Kendrick	30	358	11.9	30	5
Coleman, Tevin	21	180	8.6	37	1
Juszczyk, Kyle	20	239	12.0	49	1
Breida, Matt	19	120	6.3	17	1
Dwelle, Ross	15	91	6.1	25	2
Mostert, Raheem	14	180	12.9	39t	2
Goodwin, Marquise	12	186	15.5	38t	1
Pettis, Dante	11	109	9.9	21t	2
James Jr., Richie	6	165	27.5	57	1
Wilson Jr., Jeff	3	34	11.3	25t	1
Toilolo, Levine	2	10	5.0	8	0
49ERS	331	4,029	12.2	75t	28
OPPONENTS	318	3,074	9.7	88t	23

INTERCEPTIONS	No	Yds	Avg	Long	TD
Sherman, Richard	3	65	21.7	31t	1
Williams, K'Waun	2	53	26.5	49	0
<i>Greenlaw, Dre</i>	1	47	47.0	47	0
<i>Bosa, Nick</i>	1	46	46.0	46	0
Warner, Fred	1	46	46.0	46t	1
Witherspoon, Ahkello	1	25	25.0	25t	1
Moseley, Emmanuel	1	3	3.0	3	0
Nzeocha, Mark	1	1	1.0	1	0
Alexander, Kwon	1	0	0.0	0	0
49ERS	12	286	23.8	49	3
OPPONENTS	13	215	16.5	48	1

KICKOFF RETURNS	No	Yds	Avg	Long	TD
James Jr., Richie	20	428	21.4	81	0
Mostert, Raheem	0	–19	0.0	–19	0
49ERS	20	409	20.5	81	0
OPPONENTS	48	1,046	21.8	51	0

PUNT RETURNS	Ret	FC	Yds	Avg	Long	TD
James Jr., Richie	33	11	264	8.0	32	0
49ERS	33	11	264	8.0	32	0
OPPONENTS	23	13	131	5.7	25	0

PUNTING	No	Yds	Avg	Net	TB	I–20	Lg	B
<i>Wishnowsky, Mitch</i>	52	2,333	44.9	41.6	2	23	65	0
49ERS	52	2,333	44.9	41.6	2	23	65	0
OPPONENTS	75	3,555	47.4	42.3	6	20	71	0

PASSING	Att	Comp	Pct	Yds	LG	TD	Int	QB
Garoppolo, Jimmy	476	329	69.1	3,978	75t	27	13	102.0
Sanders, Emmanuel	1	1	100.0	35	35t	1	0	158.3
Pettis, Dante	1	1	100.0	16	16	0	0	118.8
49ERS	478	331	69.2	4,029	75t	28	13	103.1
OPPONENTS	567	318	61.3	3,074	88t	23	12	83.0

2020 (6-10)			
Kyle Shanahan, Coach			
L	20	Arizona (---), S-13	24
W	31	at New York Jets (---), S-20	13
W	36	at New York Giants (---), S-27	9
L	20	Philadelphia (---), SUN/O-4	25
L	17	Miami (---), O-11	43
W	24	Los Angeles Rams (---), SUN/O-18	16
W	33	at New England (---), O-25	6
L	27	at Seattle (---), N-1	37
L	17	Green Bay (---), THU/N-5	34
L	13	at New Orleans (5,979), N-15	27
-	-	BYE, N-22	-
W	23	at Los Angeles Rams (---), N-29	20
L	24	Buffalo (---), MON/D-7	34
L	15	Washington (---), D-13	23
L	33	at Dallas (30,092), D-20	41
W	20	at Arizona (---), D-26	12
L	23	Seattle (---), J-3	26
376			390

TEAM STATISTICS	49ers	Opp
TOTAL FIRST DOWNS	350	311
Rushing	101	102
Passing	217	176
Penalty	32	33
TOTAL YARDS GAINED	5,922	5,030
By Rushing	1,889	1,703
By Passing	4,033	3,327
TOTAL PLAYS FROM SCRIMMAGE	1,046	997
Rushes	437	430
Average Gain Per Rush	4.3	4.0
NET YARDS PASSING	4,033	3,327
Passes Attempted	570	537
Passes Completed	371	341
Percent Completed	65.1	63.5
Had Intercepted	17	12
Times Sacked	39	30
Lost Attempting to Pass	287	199
PUNTS	67	69
Total Yardage of Punts	3,093	3,349
Average Length	46.2	48.5
KICKOFF RETURNS	27	32
Total Yards Returned	520	795
Average Length of Return	19.3	24.8
PENALTIES	85	79
Yards Penalized	731	709
FUMBLES	20	22
Own Fumbles Recovered	6	14
Opponents' Fumbles Recovered	8	14
FIELD GOALS	22	33
Field Goals Attempted	26	37
TOTAL POINTS SCORED	376	490
Touchdowns Scored	45	42
Touchdowns Rushing	19	12
Touchdowns Passing	25	25
Touchdown Returns	1	5
Extra Points	38	37
Field Goals	22	33
Safeties	0	0
AVG. TIME OF POSSESSION	31:23	28:37

SCORING	TDs	Ru	Pa	Int	Fu	KO	Pu	PAT	FG	S	Pts
Gould, Robbie	0	0	0	0	0	0	0	36/38	19/23	0	93
Wilson Jr., Jeff	10	7	3	0	0	0	0	0/0	0/0	0	60
Aiyuk, Brandon	7	2	5	0	0	0	0	0/0	0/0	0	42
Juszczyk, Kyle	6	2	4	0	0	0	0	0/0	0/0	0	36
McKinnon, Jerick	6	5	1	0	0	0	0	0/0	0/0	0	36
Reed, Jordan	4	0	4	0	0	0	0	0/0	0/0	0	24
Mostert, Raheem	3	2	1	0	0	0	0	0/0	0/0	0	18
Bourne, Kendrick	2	0	2	0	0	0	0	0/0	0/0	0	14
Kittle, George	2	0	2	0	0	0	0	0/0	0/0	0	12
Vizcaino, Tristan	0	0	0	0	0	0	2/2	3/3	0	11	
Samuel Sr., Deebo	1	0	1	0	0	0	0	0/0	0/0	0	6
Hasty, JaMycal	1	1	0	0	0	0	0	0/0	0/0	0	6
Kinlaw, Javon	1	0	0	1	0	0	0	0/0	0/0	0	6
Dwellely, Ross	1	0	1	0	0	0	0	0/0	0/0	0	6
James, Richie	1	0	1	0	0	0	0	0/0	0/0	0	6
49ERS	45	19	25	1	0	0	0	38/40	22/26	0	376
OPPONENTS	42	12	25	2	2	1	0	37/40	33/37	0	490

2-pt. conversions: Team: 1-4, Opponents: 1-2
 Rookie Names in Italics

RUSHING	No	Yds	Avg	Long	TD
Wilson Jr., Jeff	126	600	4.8	34	7
Mostert, Raheem	104	521	5.0	80t	2
McKinnon, Jerick	81	319	3.9	55	5
Hasty, JaMycal	39	148	3.8	20	1
Aiyuk, Brandon	6	77	12.8	38t	2
Juszczyk, Kyle	17	64	3.8	10	2
Coleman, Tevin	28	53	1.9	12	0
Beathard, C.J.	6	28	4.7	17	0
Samuel Sr., Deebo	8	26	3.3	10	0
Garoppolo, Jimmy	10	25	2.5	9	0
Kittle, George	2	17	8.5	9	0
Mullens, Nick	9	8	0.9	7	0
Walter, Austin	1	3	3.0	3	0
49ERS	437	1,889	4.3	80t	19
OPPONENTS	430	1,703	4.0	61	12

RECEIVING	No	Yds	Avg	Long	TD
Aiyuk, Brandon	60	748	12.5	49	5
Bourne, Kendrick	49	667	13.6	49t	2
Kittle, George	48	634	13.2	44t	2
Samuel Sr., Deebo	33	391	11.8	35	1
McKinnon, Jerick	33	253	7.7	26	1
Reed, Jordan	26	231	8.9	26	4
James, Richie	23	394	17.1	47	1
Dwellely, Ross	19	245	12.9	36	1
Juszczyk, Kyle	19	202	10.6	41	4
Mostert, Raheem	16	156	9.8	76t	1
Wilson Jr., Jeff	13	133	10.2	21t	3
Taylor, Trent	10	86	8.6	29	0
Hasty, JaMycal	7	33	4.7	16	0
Cracraft, River	6	41	6.8	12	0
Coleman, Tevin	4	34	8.5	18	0
Woerner, Charlie	3	36	12.0	18	0
Walter, Austin	1	27	27.0	27	0
Sanu, Mohammed	1	9	9.0	9	0
49ERS	371	4,320	11.6	76t	25
OPPONENTS	341	3,526	10.3	70	25

INTERCEPTIONS	No	Yds	Avg	Long	TD
Taylor, Jamar	2	8	4.0	8	0
Warner, Fred	2	3	1.5	3	0
Verrett, Jason	2	0	0.0	0	0
Moseley, Emmanuel	1	51	51.0	51	0
Kinlaw, Javon	1	27	27.0	27t	1
Sherman, Richard	1	18	18.0	18	0
Tartt, Jaquiski	1	16	16.0	16	0
Witherspoon, Ahkello	1	0	0.0	0	0
Al-Shaair, Azeez	1	0	0.0	0	0
49ERS	12	123	10.3	51	1
OPPONENTS	17	293	17.2	76t	2

KICKOFF RETURNS	No	Yds	Avg	Long	TD
McKinnon, Jerick	12	239	19.9	30	0
Walter, Austin	5	93	18.6	34	0
James, Richie	4	73	18.3	21	0
Hasty, JaMycal	3	57	19.0	21	0
White, Kevin	1	20	20.0	20	0
Dwellely, Ross	1	20	20.0	20	0
Pettis, Dante	1	18	18.0	18	0
49ERS	27	520	19.3	34	0
OPPONENTS	32	795	24.8	75	1

PUNT RETURNS	Ret	FC	Yds	Avg	Long	TD
Taylor, Trent	9	14	112	12.4	20	0
James, Richie	6	6	34	5.7	12	0
Cracraft, River	5	2	40	8.0	21	0
Aiyuk, Brandon	2	2	26	13.0	16	0
Pettis, Dante	2	2	14	7.0	8	0
Webster, Ken	1	0	0	0.0	0	0
49ERS	25	26	226	9.0	21	0
OPPONENTS	23	28	183	8.0	22	0

PUNTING	No	Yds	Avg	Net	TB	I-20	Lg	B
Wishnowsky, Mitch	66	3,093	46.9	41.6	6	25	60	1
49ERS	67	3,093	46.2	41.6	6	25	60	1
OPPONENTS	69	3,349	48.5	43.8	5	23	68	0

PASSING	Att	Comp	Pct	Yds	LG	TD	Int	QB
Mullens, Nick	326	211	64.7	2,437	49	12	12	84.1
Garoppolo, Jimmy	140	94	67.1	1,096	76t	7	5	92.4
Beathard, C.J.	104	66	63.5	787	49t	6	0	105.7
49ERS	570	371	65.1	4,320	76t	25	17	90.1
OPPONENTS	537	341	63.5	3,526	70	25	12	88.6

2021 (10-7/12-8)
Kyle Shanahan, Coach

W	41	at Detroit (59,374), S-12	33
W	17	at Philadelphia (69,796), S-19	11
L	28	Green Bay (69,853), SUN S-26	30
L	21	Seattle (68,912), O-3	28
L	10	at Arizona (62,716), O-10	17
-	-	BYE, O-17	-
L	18	Indianapolis (56,576), SUN O-24	30
W	33	at Chicago (60,877), O-31	22
L	17	Arizona (59,012), N-7	31
W	31	Los Angeles Rams (64,256), MON N-15	10
W	30	at Jacksonville (60,268), N-21	10
W	34	Minnesota (71,493), N-28	26
L	23	at Seattle (68,758), D-5	30
W	26	at Cincinnati (50,481), D-12	(OT) 23
W	31	Atlanta (71,650), D-19	13
L	17	at Tennessee (69,361), THU D-23	20
W	23	Houston (71,612), J-2	7
W	27	at Los Angeles Rams (74,447), J-9	(OT) 24
427			365
NFC WILDCARD - JAN. 16 (at Dallas - At&T Stadium)			
W	23	at Dallas (93,470)	17
NFC DIVISIONAL ROUND - JAN. 22 (at Green Bay - Lambeau Field)			
W	13	at Green Bay (79,132)- SAT	10
NFC CHAMPIONSHIP - JAN. 30 (at Los Angeles Rams - SoFi Stadium)			
L	17	at Los Angeles Rams (73,202)	20

TEAM STATISTICS		49ers	Opp									
TOTAL FIRST DOWNS		361	318									
Rushing		130	97									
Passing		200	180									
Penalty		31	41									
TOTAL YARDS GAINED		6,387	5,270									
By Rushing		2,166	1,760									
By Passing		4,221	3,510									
TOTAL PLAYS FROM SCRIMMAGE		1,046	1,032									
Rushes		499	439									
Average Gain Per Rush		4.3	4.0									
NET YARDS PASSING		4,221	3,510									
Passes Attempted		514	545									
Passes Completed		343	372									
Percent Completed		66.7	68.3									
Had Intercepted		14	9									
Times Sacked		33	48									
Lost Attempting to Pass		216	364									
PUNTS		59	70									
Total Yardage of Punts		2,656	3,405									
Average Length		45.0	48.6									
KICKOFF RETURNS		34	52									
Total Yards Returned		642	1,203									
Average Length of Return		18.9	23.1									
PENALTIES		102	94									
Yards Penalized		1,066	793									
FUMBLES		23	32									
Own Fumbles Recovered		13	21									
Opponents' Fumbles Recovered		11	10									
FIELD GOALS		27	21									
Field Goals Attempted		32	27									
TOTAL POINTS SCORED		427	365									
Touchdowns Scored		50	43									
Touchdowns Rushing		22	17									
Touchdowns Passing		26	25									
Touchdown Returns		2	1									
Extra Points		42	36									
Field Goals		27	21									
Safeties		0	1									
AVG. TIME OF POSSESSION		30:40	29:20									
SCORING		TDs	Ru	Pa	Int	Fu	KO	Pu	PAT	FG	S	Pts
Gould, Robbie		0	0	0	0	0	0	39/40	20/23	0	99	0
Samuel Sr., Deebo		14	8	6	0	0	0	0/0	0/0	0	84	0
<i>Mitchell, Elijah</i>		6	5	1	0	0	0	0/0	0/0	0	36	0
Kittle, George		6	0	6	0	0	0	0/0	0/0	0	36	0
Aiyuk, Brandon		5	0	5	0	0	0	0/0	0/0	0	32	0
Jennings, Jauan		5	0	5	0	0	0	0/0	0/0	0	30	0
Slye, Joey		0	0	0	0	0	0	2/4	7/8	0	23	0
Garoppolo, Jimmy		3	3	0	0	0	0	0/0	0/0	0	18	0
Wilson Jr., Jeff		2	2	0	0	0	0	0/0	0/0	0	12	0

Rookie Names in Italics

(continued)

SCORING		TDs	Ru	Pa	Int	Fu	KO	Pu	PAT	FG	S	Pts
Juszczyk, Kyle		2	1	1	0	0	0	0	0/0	0/0	0	12
<i>Lance, Trey</i>		1	1	0	0	0	0	0	0/0	0/0	0	8
<i>Sermon, Trey</i>		1	1	0	0	0	0	0	0/0	0/0	0	6
Hasty, JaMycal		1	1	0	0	0	0	0	0/0	0/0	0	6
Ward, Jimmie		1	0	0	1	0	0	0	0/0	0/0	0	6
Dwelle, Ross		1	0	1	0	0	0	0	0/0	0/0	0	6
Sherfield, Trent		1	0	1	0	0	0	0	0/0	0/0	0	6
Greenlaw, Dre		1	0	0	1	0	0	0	0/0	0/0	0	6
Wishnowsky, Mitch		0	0	0	0	0	0	1/2	0/1	0	1	0
49ERS		50	22	26	2	0	0	0	42/46	27/32	0	427
OPPONENTS		43	17	25	0	0	1	0	36/38	21/27	1	365

2-pt conversions: Team: 2-3, Opponents: 3-5

RUSHING		No	Yds	Avg	Long	TD
<i>Mitchell, Elijah</i>		207	963	4.7	39	5
Samuel Sr., Deebo		59	365	6.2	49	8
Wilson Jr., Jeff		79	294	3.7	17	2
<i>Lance, Trey</i>		38	168	4.4	15	1
<i>Sermon, Trey</i>		41	167	4.1	16	1
Hasty, JaMycal		16	68	4.3	21	1
Garoppolo, Jimmy		38	51	1.3	7	3
Juszczyk, Kyle		8	22	2.8	6t	1
Kittle, George		3	20	6.7	9	0
Mostert, Raheem		2	20	10.0	11	0
Aiyuk, Brandon		5	17	3.4	8	0
Patrick, Jacques		2	12	6.0	8	0
Cannon, Trenton		1	-1	-1.0	-1	0
49ERS		499	2,166	4.3	49	22
OPPONENTS		439	1,760	4.0	73t	17

RECEIVING		No	Yds	Avg	Long	TD
Samuel Sr., Deebo		77	1,405	18.2	83	6
Kittle, George		71	910	12.8	48t	6
Aiyuk, Brandon		56	826	14.8	43	5
Juszczyk, Kyle		30	296	9.9	26	1
Jennings, Jauan		24	282	11.8	34	5
Hasty, JaMycal		23	157	6.8	23	0
<i>Mitchell, Elijah</i>		19	137	7.2	14	1
Sanu Sr., Mohamed		15	177	11.8	21	0
Sherfield, Trent		9	87	9.7	18	1
Wilson Jr., Jeff		7	31	4.4	11	0
Woerner, Charlie		5	52	10.4	27	0
Dwelle, Ross		4	51	12.8	21t	1
<i>Sermon, Trey</i>		3	26	8.7	23	0
Williams, Trent		0	0	0.0	0	0
Benjamin, Travis		0	0	0.0	0	0
49ERS		343	4,437	12.9	83	26
OPPONENTS		372	3,874	10.4	91	25

INTERCEPTIONS		No	Yds	Avg	Long	TD
Ward, Jimmie		2	27	13.5	27t	1
Norman, Josh		1	40	40.0	40	0
Greenlaw, Dre		1	39	39.0	39t	1
Al-Shaair, Azeez		1	24	24.0	24	0
Williams, K'Waun		1	4	4.0	4	0
Harris, Marcell		1	2	2.0	2	0
<i>Thomas, Ambry</i>		1	0	0.0	0	0
Moseley, Emmanuel		1	0	0.0	0	0
49ERS		9	136	15.1	40	2
OPPONENTS		14	136	9.7	30	0

KICKOFF RETURNS		No	Yds	Avg	Long	TD
Cannon, Trenton		16	328	20.5	68	0
Hasty, JaMycal		9	145	16.1	28	0
<i>Thomas, Ambry</i>		4	70	17.5	19	0
Samuel Sr., Deebo		3	75	25.0	33	0
Benjamin, Travis		2	24	12.0	12	0
<i>Sermon, Trey</i>		0	0	0.0	0	0
49ERS		34	642	18.9	68	0
OPPONENTS		52	1,203	23.1	99t	1

PUNT RETURNS		Ret	FC	Yds	Avg	Long	TD
Aiyuk, Brandon		29	12	208	7.2	27	0
Benjamin, Travis		3	2	47	15.7	22	0
Sanu Sr., Mohamed		2	3	24	12.0	13	0
49ERS		34	17	279	8.2	27	0
OPPONENTS		20	16	156	7.8	31	0

PUNTING		No	Yds	Avg	Net	TB	I-20	Lg	B
Wishnowsky, Mitch		57	2,566	45.0	40.5	5	21	67	0
Gould, Robbie		2	90	45.0	45.0	0	1	47	0
49ERS		59	2,656	45.0	40.7	5	22	67	0
OPPONENTS		70	3,405	48.6	41.8	10	21	79	0

PASSING		Att	Comp	Pct	Yds	LG	TD	Int	QB
Garoppolo, Jimmy		441	301	68.3	3,810	83	20	12	98.8
<i>Lance, Trey</i>		71	41	57.7	603	76t	5	2	97.3
Samuel Sr., Deebo		2	1	50.0	24	24t	1	0	133.3
49ERS		514	343	66.7	4,437	83	26	14	99.2
OPPONENTS		545	372	68.3	3,874	91	25	9	97.0

2022 (13-4/15-5)
NFC West Champions
Kyle Shanahan, Coach

L	10	at Chicago (62,159), S-11	19
W	27	Seattle (71,597), S-18	7
L	10	at Denver (77,021), SUN/S-25	11
W	24	Los Angeles Rams (71,597), MON/O-3	9
W	37	at Carolina (72,321), O-9	15
L	14	at Atlanta (69,813), O-16	28
L	23	Kansas City (71,746), O-23	44
W	31	at Los Angeles Rams (73,505), O-30	14
-	-	BYE, N-6	-
W	22	Los Angeles Chargers (71,709), SUN/N-13	16
W	38	at Arizona in Mexico City (78,427), MON/N-21	10
W	13	New Orleans (71,275), N-27	0
W	33	Miami (71,732), D-4	17
W	35	Tampa Bay (71,725), D-11	7
W	21	at Seattle (68,957), THU/D-15	13
W	37	Washington (71,642), D-24	20
W	37	at Las Vegas (62,367), J-1	(OT) 34
W	38	Arizona (71,638), J-8	13
450			277
NFC WILDCARD - JAN. 14			
(at San Francisco - Levi's Stadium)			
W	41	Seattle (71,299)- SAT	23
NFC DIVISIONAL ROUND - JAN. 22			
(at San Francisco - Levi's Stadium)			
W	19	Dallas (71,888)	12
NFC CHAMPIONSHIP - JAN. 29			
(at Philadelphia - Lincoln Financial Field)			
L	7	at Philadelphia (69,879)	31

TEAM STATISTICS	49ers	Opp
TOTAL FIRST DOWNS	347	291
Rushing	132	77
Passing	188	188
Penalty	27	2
TOTAL YARDS GAINED	6,216	5,110
By Rushing	2,360	1,321
By Passing	3,856	3,789
TOTAL PLAYS FROM SCRIMMAGE	1,047	1,026
Rushes	504	389
Average Gain Per Rush	4.7	3.4
NET YARDS PASSING	3,856	3,789
Passes Attempted	512	593
Passes Completed	338	389
Percent Completed	66.0	65.6
Had Intercepted	9	20
Times Sacked	31	44
Lost Attempting to Pass	193	307
PUNTS	61	75
Total Yardage of Punts	2,676	3,589
Average Length	43.9	47.9
KICKOFF RETURNS	26	51
Total Yards Returned	599	1,097
Average Length of Return	23.0	21.5
PENALTIES	94	96
Yards Penalized	730	832
FUMBLES	16	21
Own Fumbles Recovered	8	11
Opponents' Fumbles Recovered	10	8
FIELD GOALS	27	16
Field Goals Attempted	32	21
TOTAL POINTS SCORED	450	277
Touchdowns Scored	53	33
Touchdowns Rushing	20	11
Touchdowns Passing	30	20
Touchdown Returns	3	2
Extra Points	51	27
Field Goals	27	16
Safeties	0	2
AVG. TIME OF POSSESSION	31:48	28:12

SCORING	TDs	Ru	Pa	Int	Fu	KO	Pu	PAT	FG	S	Pts
Gould, Robbie	0	0	0	0	0	0	0	50/51	27/32	0	131
Kittle, George	11	0	11	0	0	0	0	0/0	0/0	0	66
McCaffrey, Christian	10	6	4	0	0	0	0	0/0	0/0	0	60
Aiyuk, Brandon	8	0	8	0	0	0	0	0/0	0/0	0	48
Samuel Sr., Deebo	5	3	2	0	0	0	0	0/0	0/0	0	30
Mitchell, Elijah	2	2	0	0	0	0	0	0/0	0/0	0	12
Wilson Jr., Jeff	2	2	0	0	0	0	0	0/0	0/0	0	12
McCloud III, Ray-Ray	2	1	1	0	0	0	0	0/0	0/0	0	12

Rookie Names in Italics

(continued)

SCORING	TDs	Ru	Pa	Int	Fu	KO	Pu	PAT	FG	S	Pts
Juszczyk, Kyle	2	1	1	0	0	0	0	0/0	0/0	0	12
Garoppolo, Jimmy	2	2	0	0	0	0	0	0/0	0/0	0	12
Coleman, Tevin	2	1	1	0	0	0	0	0/0	0/0	0	12
Dwelle, Ross	1	0	1	0	0	0	0	0/0	0/0	0	6
Moseley, Emmanuel	1	0	0	1	0	0	0	0/0	0/0	0	6
Mason, Jordan	1	1	0	0	0	0	0	0/0	0/0	0	6
Purdy, Brock	1	1	0	0	0	0	0	0/0	0/0	0	6
Hufanga, Talanoa	1	0	0	1	0	0	0	0/0	0/0	0	6
Jennings, Jauan	1	0	1	0	0	0	0	0/0	0/0	0	6
Greenlaw, Dre	1	0	0	0	1	0	0	0/0	0/0	0	6
Wishnowsky, Mitch	0	0	0	0	0	0	0	1/2	0/0	0	1

49ERS	53	20	30	2	1	0	0	51/53	27/32	0	450
OPPONENTS	33	11	20	0	1	0	0	27/30	16/21	1	277

2-pt conversions: Team: 0-0, Opponents: 0-3

RUSHING	No	Yds	Avg	Long	TD
McCaffrey, Christian	159	746	4.7	38t	6
Wilson Jr., Jeff	92	468	5.1	41	2
Mitchell, Elijah	45	279	6.2	37	2
Mason, Jordan	43	258	6.0	55	1
Samuel Sr., Deebo	42	232	5.5	51	3
Davis-Price, Tyrion	34	99	2.9	20	0
McCloud III, Ray-Ray	4	78	19.5	71t	1
Lance, Trey	16	67	4.2	13	0
Garoppolo, Jimmy	23	33	1.4	6	2
Coleman, Tevin	12	26	2.2	14	1
Juszczyk, Kyle	7	26	3.7	9	1
Aiyuk, Brandon	2	23	11.5	16	0
Purdy, Brock	22	13	0.6	13	1
Gray, Danny	1	9	9.0	9	0
Johnson, Josh	2	3	1.5	4	0
49ERS	504	2,360	4.7	71t	20
OPPONENTS	389	1,321	3.4	25t	11

RECEIVING	No	Yds	Avg	Long	TD
Aiyuk, Brandon	78	1,015	13.0	54	8
Kittle, George	60	765	12.8	54t	11
Samuel Sr., Deebo	56	632	11.3	57t	2
McCaffrey, Christian	52	464	8.9	38	4
Jennings, Jauan	35	416	11.9	44	1
Juszczyk, Kyle	19	200	10.5	35	1
McCloud III, Ray-Ray	14	243	17.4	42	1
Wilson Jr., Jeff	10	91	9.1	16	0
Kroft, Tyler	4	57	14.3	28	0
Dwelle, Ross	3	105	35.0	56	1
Coleman, Tevin	3	44	14.7	30	1
Mitchell, Elijah	3	7	2.3	5	0
Gray, Danny	1	10	10.0	10	0
Davis-Price, Tyrion	0	0	0.0	0	0
Woerner, Charlie	0	0	0.0	0	0
49ERS	338	4,049	12.0	57t	30
OPPONENTS	389	4,096	10.5	77t	20

INTERCEPTIONS	No	Yds	Avg	Long	TD
Gipson Sr., Tashaun	5	141	28.2	56	0
Hufanga, Talanoa	4	61	15.3	52t	1
Ward, Jimmie	3	0	0.0	0	0
Moseley, Emmanuel	1	41	41.0	41t	1
Odum, George	1	25	25.0	25	0
Warner, Fred	1	20	20.0	20	0
Ward, Charvarius	1	9	9.0	9	0
Lenoir, Deommodore	1	8	8.0	8	0
Greenlaw, Dre	1	0	0.0	0	0
Jackson, Drake	1	0	0.0	0	0
Womack III, Samuel	1	0	0.0	0	0
49ERS	20	305	15.3	56	2
OPPONENTS	9	75	8.3	27	0

KICKOFF RETURNS	No	Yds	Avg	Long	TD
McCloud III, Ray-Ray	26	599	23.0	39	0
49ERS	26	599	23.0	39	0
OPPONENTS	51	1,097	21.5	54	0

PUNT RETURNS	Ret	FC	Yds	Avg	Long	TD
McCloud III, Ray-Ray	33	21	356	10.8	35	0
49ERS	33	21	356	10.8	35	0
OPPONENTS	17	17	153	9.0	29	0

PUNTING	No	Yds	Avg	Net	TB	I-20	Lg	B
Wishnowsky, Mitch	61	2,676	43.9	39.7	5	32	74	0
49ERS	61	2,676	43.9	39.7	5	32	74	0
OPPONENTS	75	3,589	47.9	42.0	4	25	67	0

PASSING	Att	Comp	Pct	Yds	LG	TD	Int	QB
Garoppolo, Jimmy	308	207	67.2	2,437	57t	16	4	102.9
Purdy, Brock	170	114	67.1	1,374	54t	13	4	107.3
Lance, Trey	31	15	48.4	194	44	0	1	55.0
McCaffrey, Christian	1	1	100.0	34	34t	1	0	158.3
Johnson, Josh	2	1	50.0	10	10	0	0	64.6
49ERS	512	338	66.0	4,049	57t	30	9	102.3
OPPONENTS	593	389	65.6	4,096	77t	20	20	82.7

2023 (12-5/14-6)
NFC West Champions – NFC Champions
Kyle Shanahan, Coach

W	30	at Pittsburgh (67,679), S–10	7
W	30	at Los Angeles Rams (74,742), S–17	23
W	30	New York Giants (71,593), THU/S –21	12
W	35	Arizona (71,521), 0–1	16
W	42	Dallas (71,617), SUN/O –8	10
L	17	at Cleveland (67,431), 0–15	19
L	17	at Minnesota (66,975), MON/O –23	22
L	17	Cincinnati (71,655), 0–29	31
–	–	BYE, N–5	–
W	34	at Jacksonville (69,271), N–12	3
W	27	Tampa Bay (71,607), N–19	14
W	31	at Seattle (68,702), THU/N –23	13
W	42	at Philadelphia (69,879), D–3	19
W	28	Seattle (71,816), D–10	16
W	45	at Arizona (63,967), D–17	29
L	19	Baltimore (71,812), MON/D –25	33
W	27	at Washington (64,424), D–31	10
L	20	Los Angeles Rams (71,624), J–7	21
491			298
NFC DIVISIONAL ROUND - JAN. 20			
(at San Francisco – Levi's Stadium)			
W	24	Green Bay (71,824)– SAT	21
NFC CHAMPIONSHIP - JAN. 28			
(at San Francisco – Levi's Stadium)			
W	34	Detroit (71,834)	31
SUPER BOWL LVIII - FEB. 11			
(at Las Vegas – Allegiant Stadium)			
L	22	at Kansas City (61,629)	(OT) 25

TEAM STATISTICS		49ers	Opp
TOTAL FIRST DOWNS		383	319
Rushing		147	97
Passing		207	190
Penalty		29	32
TOTAL YARDS GAINED		6,773	5,167
By Rushing		2,389	1,525
By Passing		4,384	3,642
TOTAL PLAYS FROM SCRIMMAGE		1,024	1,038
Rushes		499	369
Average Gain Per Rush		4.8	4.1
NET YARDS PASSING		4,384	3,642
Passes Attempted		491	621
Passes Completed		336	410
Percent Completed		68.4	66.0
Had Intercepted		12	22
Times Sacked		34	48
Lost Attempting to Pass		193	307
PUNTS		52	62
Total Yardage of Punts		2,480	3,049
Average Length		47.7	49.2
KICKOFF RETURNS		20	32
Total Yards Returned		437	746
Average Length of Return		21.9	23.3
PENALTIES		101	94
Yards Penalized		933	762
FUMBLES		16	16
Own Fumbles Recovered		10	10
Opponents' Fumbles Recovered		6	6
FIELD GOALS		21	29
Field Goals Attempted		25	33
TOTAL POINTS SCORED		491	298
Touchdowns Scored		61	31
Touchdowns Rushing		27	10
Touchdowns Passing		33	20
Touchdown Returns		1	1
Extra Points		60	23
Field Goals		21	29
Safetyes		1	0
AVG. TIME OF POSSESSION		31:08	28:52

SCORING		TDs	Ru	Pa	Int	Fu	KO	Pu	PAT	FG	S	Pts
McCaffrey, Christian	21	14	7	0	0	0	0	0	0/0	0/0	0	126
Moody, Jake	0	0	0	0	0	0	0	0	60/61	21/25	0	123
Samuel, Deebo	12	5	7	0	0	0	0	0	0/0	0/0	0	72
Aiyuk, Brandon	7	0	7	0	0	0	0	0	0/0	0/0	0	42

Rookie Names in Italics

(continued)

SCORING		TDs	Ru	Pa	Int	Fu	KO	Pu	PAT	FG	S	Pts
Kittle, George	6	0	6	0	0	0	0	0	0/0	0/0	0	36
Bell, Ronnie	3	0	3	0	0	0	0	0	0/0	0/0	0	18
Mason, Jordan	3	3	0	0	0	0	0	0	0/0	0/0	0	18
Juszczyk, Kyle	2	0	2	0	0	0	0	0	0/0	0/0	0	12
Mitchell, Elijah	2	2	0	0	0	0	0	0	0/0	0/0	0	12
Purdy, Brock	2	2	0	0	0	0	0	0	0/0	0/0	0	12
Darnold, Sam	1	1	0	0	0	0	0	0	0/0	0/0	0	6
Jennings, Jauan	1	0	1	0	0	0	0	0	0/0	0/0	0	6
Ward, Charvarius	1	0	0	1	0	0	0	0	0/0	0/0	0	6
49ERS	61	27	33	1	0	0	0	0	60/61	21/25	1	491
OPPONENTS	31	10	20	1	0	0	0	0	23/25	29/33	0	298

2-pt conversions: Team: 0–0, Opponents: 1–6

RUSHING		No	Yds	Avg	Long	TD
McCaffrey, Christian	272	1,459	5.4	72	14	
Mitchell, Elijah	75	281	3.7	18	2	
Samuel, Deebo	37	225	6.1	23t	5	
Mason, Jordan	40	206	5.2	26t	3	
Purdy, Brock	39	144	3.7	17	2	
McCloud III, Ray–Ray	3	30	10.0	15	0	
Davis–Price, Tyrion	6	21	3.5	15	0	
Darnold, Sam	21	15	0.7	9	1	
Juszczyk, Kyle	5	6	1.2	3	0	
Kittle, George	1	2	2.0	2	0	
49ERS	499	2,389	4.8	72	27	
OPPONENTS	369	1,525	4.1	49t	10	

RECEIVING		No	Yds	Avg	Long	TD
Aiyuk, Brandon	75	1,342	17.9	76t	7	
McCaffrey, Christian	67	564	8.4	41t	7	
Kittle, George	65	1,020	15.7	66t	6	
Samuel, Deebo	60	892	14.9	54t	7	
Jennings, Jauan	19	265	13.9	31	1	
Juszczyk, Kyle	14	119	8.5	22t	2	
McCloud III, Ray–Ray	12	135	11.3	41	0	
Bell, Ronnie	6	68	11.3	20	3	
Mitchell, Elijah	6	14	2.3	9	0	
Conley, Chris	3	69	23.0	48	0	
Woerner, Charlie	3	32	10.7	20	0	
Mason, Jordan	3	31	10.3	13	0	
Snead IV, Willie	2	14	7.0	9	0	
Dwellely, Ross	1	12	12.0	12	0	
49ERS	336	4,577	13.6	76t	33	
OPPONENTS	410	3,949	9.6	60t	20	

INTERCEPTIONS		No	Yds	Avg	Long	TD
Ward, Charvarius	5	91	18.2	66t	1	
Warner, Fred	4	63	15.8	32	0	
Lenoir, Deommodore	3	49	16.3	28	0	
Hufanga, Talanoa	3	48	16.0	28	0	
Brown, Ji'Ayir	2	0	0.0	0	0	
Gipson Sr., Tashaun	1	26	26.0	26	0	
Burks, Oren	1	11	11.0	11	0	
Oliver, Isaiah	1	3	3.0	3	0	
Thomas, Ambry	1	2	2.0	2	0	
Hawkins, Tayler	1	0	0.0	0	0	
Greenlaw, Dre	0	16	0.0	16	0	
49ERS	22	309	14.0	66t	1	
OPPONENTS	12	111	9.3	22	1	

KICKOFF RETURNS		No	Yds	Avg	Long	TD
McCloud III, Ray–Ray	10	225	22.5	34	0	
Samuel, Deebo	6	154	25.7	34	0	
Mason, Jordan	2	40	20.0	28	0	
Juszczyk, Kyle	1	18	18.0	18	0	
Bell, Ronnie	1	0	0.0	0	0	
49ERS	20	437	21.9	34	0	
OPPONENTS	32	746	23.3	66	0	

PUNT RETURNS		Ret	FC	Yds	Avg	Long	TD
McCloud III, Ray–Ray	24	9	203	8.5	19	0	
Bell, Ronnie	10	4	70	7.0	17	0	
49ERS	34	13	273	8.0	19	0	
OPPONENTS	22	13	220	10.0	51	0	

PUNTING		No	Yds	Avg	Net	TB	I–20	Lg	B
Wishnowsky, Mitch	52	2,480	47.7	42.7	2	26	67	0	
49ERS	52	2,480	47.7	42.7	2	26	67	0	
OPPONENTS	62	3,049	49.2	43.2	5	20	72	0	

PASSING		Att	Comp	Pct	Yds	LG	TD	Int	QB
Purdy, Brock	444	308	69.4	4,280	76t	31	11	113.0	
Darnold, Sam	46	28	60.9	297	48	2	1	85.2	
Samuel, Deebo	1	0	0.0	0	0	0	0	39.6	
49ERS	491	336	68.4	4,577	76t	33	12	110.2	
OPPONENTS	621	410	66.0	3,949	60t	20	22	79.6	

49ERS RECORD VS. OPPONENTS

[National Football League - 1950-Present]



ARIZONA CARDINALS

Overall: 36–29

Home: 20–14

Away: 16–15

Date	Win	Score	Location	Date	Win	Score	Location	Date	Win	Score	Location
11/18/51	Cardinals	27–21	SF*	12/21/02	49ers	17–14	AZ	12/29/13	49ers	23–20	AZ
9/29/57	Cardinals	20–10	SF*	10/26/03	Cardinals	16–13 (OT)	AZ	9/21/14	Cardinals	23–14	AZ
11/25/62	49ers	24–17	SL	12/7/03	49ers	50–14	SF	12/28/14	49ers	20–17	SF
9/27/64	Cardinals	23–13	SF	10/10/04	49ers	31–28 (OT)	SF	9/27/15	Cardinals	47–7	AZ
9/22/68	49ers	35–17	SF	12/12/04	49ers	31–28 (OT)	AZ	11/29/15	Cardinals	19–13	SF
10/24/71	49ers	26–14	SL	10/2/05	Cardinals	31–14	MC	10/6/16	Cardinals	33–21	SF
10/6/74	Cardinals	34–9	SF	12/4/05	Cardinals	17–10	SF	11/13/16	Cardinals	23–20	AZ
10/31/76	Cardinals	23–20 (OT)	SL	9/10/06	Cardinals	34–27	AZ	10/1/17	Cardinals	18–15 (OT)	AZ
11/12/78	Cardinals	16–10	SF	12/24/06	Cardinals	26–20	SF	11/5/17	Cardinals	20–10	SF
12/2/79	Cardinals	13–10	SL	9/10/07	49ers	20–17	SF	10/7/18	Cardinals	28–18	SF
9/14/80	49ers	24–21 (OT)	SF	11/25/07	49ers	37–31 (OT)	AZ	10/28/18	Cardinals	18–15	AZ
11/21/82	49ers	31–20	SL	9/7/08	Cardinals	23–13	SF	10/31/19	49ers	28–25	AZ
9/18/83	49ers	42–27	SL	11/10/08	Cardinals	29–24	AZ	11/17/19	49ers	36–26	SF
11/9/86	49ers	43–17	SF	9/13/09	49ers	20–16	AZ	9/13/20	Cardinals	24–20	SF
10/18/87	49ers	34–28	SF	12/14/09	49ers	24–9	SF	12/26/20	49ers	20–12	AZ
11/6/88	Cardinals	24–23	P	11/29/10	49ers	27–6	AZ	10/10/21	Cardinals	17–10	AZ
11/17/91	49ers	14–10	SF	1/2/11	49ers	38–7	SF	11/7/21	Cardinals	31–17	SF
11/1/92	Cardinals	24–14	P	11/20/11	49ers	23–7	SF	11/21/22	49ers	38–10	MC
10/24/93	49ers	28–14	SF	12/11/11	Cardinals	21–19	AZ	1/8/23	49ers	38–13	SF
9/27/99	49ers	24–10	AZ	10/29/12	49ers	24–3	AZ	10/1/23	49ers	35–16	SF
10/1/00	49ers	27–20	SF	12/30/12	49ers	27–13	SF	12/17/23	49ers	45–29	AZ
10/27/02	49ers	38–28	SF	10/13/13	49ers	32–20	SF				

*Chicago Cardinals (SL) – St. Louis (P) – Phoenix (AZ) – Arizona (MC) – Mexico City

Record: At Levi's Stadium: (4–6) State Farm Stadium: (8–9) **Points:** At Levi's Stadium: (228–227) State Farm Stadium: (375–372)



ATLANTA FALCONS

Overall: 48–33–1

Home: 29–12

Away: 19–21–1

Date	Win	Score	Location	Date	Win	Score	Location	Date	Win	Score	Location
10/16/66	49ers	44–7	A	12/14/80	Falcons	35–10	A	9/10/95	49ers	41–10	SF
9/24/67	49ers	38–7	SF	9/20/81	Falcons	34–17	A	12/24/95	Falcons	28–27	A
12/10/67	49ers	34–28	A	11/8/81	49ers	17–14	SF	9/29/96	49ers	39–17	SF
9/29/68	49ers	28–13	SF	12/19/82	Falcons	17–7	SF	12/2/96	49ers	34–10	A
12/15/68	49ers	14–12	A	9/25/83	49ers	24–20	SF	9/21/97	49ers	34–7	SF
9/21/69	Falcons	24–12	A	11/20/83	Falcons	28–24	A	10/19/97	49ers	35–28	A
10/19/69	Falcons	21–7	SF	9/30/84	49ers	14–5	SF	9/27/98	49ers	31–20	SF
10/4/70	Falcons	21–0	A	12/2/84	49ers	35–17	A	11/15/98	Falcons	31–19	A
12/06/70	49ers	24–20	SF	9/15/85	49ers	35–16	SF	1/9/99 (d)	Falcons	20–18	A
9/19/71	Falcons	20–17	A	10/6/85	49ers	38–17	A	12/12/99	49ers	26–7	SF
12/12/71	49ers	24–3	SF	10/19/86	Tie	10–10 (OT)	A	1/3/00	Falcons	34–29	A
10/29/72	49ers	49–14	A	11/23/86	49ers	20–0	SF	9/3/00	Falcons	36–28	A
12/10/72	49ers	20–0	SF	10/11/87	49ers	25–17	A	11/19/00	49ers	16–6	SF
10/7/73	49ers	13–9	A	12/20/87	49ers	35–7	SF	9/9/01	49ers	16–13 (OT)	SF
10/28/73	Falcons	17–3	SF	9/18/88	Falcons	34–17	SF	10/14/01	49ers	37–31 (OT)	A
9/22/74	49ers	16–10	A	12/4/88	49ers	13–3	A	9/12/04	Falcons	21–19	SF
11/24/74	49ers	27–0	SF	11/12/89	49ers	45–3	SF	11/4/07	Falcons	20–16	A
10/12/75	Falcons	17–3	SF	12/3/89	49ers	23–10	A	10/11/09	Falcons	45–10	SF
12/14/75	Falcons	31–9	A	9/23/90	49ers	19–13	SF	10/3/10	Falcons	16–14	A
10/23/76	49ers	15–0	SF	10/14/90	49ers	45–35	A	1/20/13 (c)	49ers	28–24	A
11/14/76	Falcons	21–16	A	10/13/91	Falcons	39–34	SF	12/23/13	49ers	34–24	SF
10/9/77	Falcons	7–0	SF	11/3/91	Falcons	17–14	A	11/8/15	49ers	17–16	SF
11/6/77	49ers	10–3	A	10/18/92	49ers	56–17	SF	12/18/16	Falcons	41–13	A
10/22/78	Falcons	20–17	SF	11/9/92	49ers	41–3	A	12/15/19	Falcons	29–22	SF
11/5/78	Falcons	21–10	A	9/19/93	49ers	37–30	SF	12/19/21	49ers	31–13	SF
10/21/79	49ers	20–15	SF	12/11/93	Falcons	27–24	A	10/16/22	Falcons	28–14	A
12/16/79	Falcons	31–21	A	10/16/94	49ers	42–3	A				
9/28/80	Falcons	20–17	SF	12/4/94	49ers	50–14	SF				

(d) – NFC Divisional Playoff

(c) – NFC Championship Game

Record: At Levi's Stadium: (2–1) Mercedes-Benz Stadium: (0–1) **Points:** At Levi's Stadium: (70–58) Mercedes-Benz Stadium: (14–28)



BALTIMORE RAVENS

Overall: 2-6

Home: 2-2

Away: 0-3

Neutral: 0-1

Date	Win	Score	Location	Date	Win	Score	Location	Date	Win	Score	Location
11/17/96	49ers	38-20	SF	11/24/11	Ravens	16-6	B	12/1/19	Ravens	20-17	B
11/30/03	Ravens	44-6	B	2/3/13 (s)	Ravens	34-31	NO	12/25/23	Ravens	33-19	SF
10/7/07	Ravens	9-7	SF	10/18/15	49ers	25-20	SF				

(s) - Super Bowl XLVII

(NO) - Mercedes-Benz Superdome (New Orleans, LA)

Record: At Levi's Stadium: (1-1)	M&T Bank Stadium: (0-3)	Points: At Levi's Stadium: (44-53)	M&T Bank Stadium: (29-80)
---	------------------------------------	---	--------------------------------------



BUFFALO BILLS

Overall: 6-7

Home: 4-4

Away: 2-3

Date	Win	Score	Location	Date	Win	Score	Location	Date	Win	Score	Location
9/24/72	Bills	27-20	B	12/3/95	49ers	27-17	SF	10/7/12	49ers	45-3	SF
12/21/80	Bills	18-13	SF	10/4/98	Bills	26-21	B	10/16/16	Bills	45-16	B
12/11/83	49ers	23-10	B	12/2/01	49ers	35-0	SF	12/7/20	Bills	34-24	SF*
12/17/89	49ers	21-10	SF	12/26/04	Bills	41-7	SF				
9/13/92	Bills	34-31	SF	11/30/08	49ers	10-3	B				

(*) - State Farm Stadium (Arizona)

Record: At Levi's Stadium: (0-0)	Highmark Stadium: (2-2)	Points: At Levi's Stadium: (0-0)	Highmark Stadium: (70-84)
---	--------------------------------	---	----------------------------------



CAROLINA PANTHERS

Overall: 10-13

Home: 4-7

Away: 6-6

Date	Win	Score	Location	Date	Win	Score	Location	Date	Win	Score	Location
11/5/95	Panthers	13-7	SF	10/17/99	Panthers	31-29	SF	10/24/10	Panthers	23-20	C
12/10/95	49ers	31-10	C*	12/18/99	Panthers	41-24	C	11/10/13	Panthers	10-9	SF
9/22/96	Panthers	23-7	C	9/10/00	Panthers	38-22	SF	1/12/14 (d)	49ers	23-10	C
12/8/96	Panthers	30-24	SF	10/22/00	Panthers	34-16	C	9/18/16	Panthers	46-27	C
9/29/97	49ers	34-21	C	10/7/01	49ers	24-14	SF	9/10/17	Panthers	23-3	SF
11/16/97	49ers	27-19	SF	11/18/01	49ers	25-22 (OT)	C	10/27/19	49ers	51-13	SF
11/8/98	49ers	25-23	SF	11/14/04	Panthers	37-27	SF	10/9/22	49ers	37-15	C
12/6/98	49ers	31-28 (OT)	C	12/2/07	Panthers	31-14	C				

* Clemson, SC

(d) - NFC Divisional Playoff

Record: At Levi's Stadium: (1-1)	Bank of America Stadium: (5-6)	Points: At Levi's Stadium: (54-36)	Bank of America Stadium: (258-294)
---	---------------------------------------	---	---



CHICAGO BEARS

Overall: 35-33-1

Home: 22-14

Away: 13-19-1

Date	Win	Score	Location	Date	Win	Score	Location	Date	Win	Score	Location
9/24/50	Bears	32-20	SF	9/16/62	Bears	30-14	SF	1/6/85 (c)	49ers	23-0	SF
11/19/50	Bears	17-0	C	10/14/62	49ers	34-27	C	10/13/85	Bears	26-10	SF
10/21/51	Bears	13-7	C	10/20/63	49ers	20-14	SF	12/14/87	49ers	41-0	SF
10/19/52	49ers	40-16	C	12/8/63	Bears	27-7	C	10/24/88	Bears	10-9	C
11/2/52	Bears	20-17	SF	10/4/64	49ers	31-21	SF	1/8/89 (c)	49ers	28-3	C
10/18/53	49ers	35-28	C	11/22/64	Bears	23-21	C	12/24/89	49ers	26-0	SF
11/1/53	49ers	24-14	SF	9/19/65	49ers	52-24	SF	12/23/91	49ers	52-14	SF
10/17/54	49ers	31-24	C	12/12/65	Bears	61-20	C	1/7/95 (d)	49ers	44-15	SF
10/31/54	Bears	31-27	SF	11/13/66	Tie	30-30	C	12/17/00	49ers	17-0	SF
10/9/55	49ers	20-19	C	12/11/66	49ers	41-14	SF	10/28/01	Bears	37-31 (OT)	C
10/23/55	Bears	34-23	SF	12/3/67	Bears	28-14	SF	9/7/03	49ers	49-7	SF
10/14/56	Bears	31-7	C	11/10/68	Bears	27-19	C	10/31/04	Bears	23-13	C
10/28/56	Bears	38-21	SF	12/6/69	49ers	42-21	SF	11/13/05	Bears	17-9	C
10/13/57	49ers	21-17	C	11/8/70	49ers	37-16	C	10/29/06	Bears	41-10	C
10/27/57	49ers	21-17	SF	10/17/71	49ers	13-0	SF	11/12/09	49ers	10-6	SF
10/12/58	Bears	28-6	C	11/19/72	49ers	34-21	C	11/19/12	49ers	32-7	SF
10/26/58	Bears	27-14	SF	11/17/74	49ers	34-0	C	9/14/14	Bears	28-20	SF
10/25/59	49ers	20-17	SF	11/16/75	49ers	31-3	SF	12/6/15	49ers	26-20 (OT)	C
11/15/59	Bears	14-3	C	9/19/76	Bears	19-12	SF	12/4/16	Bears	26-6	C
10/16/60	Bears	27-10	C	9/10/78	Bears	16-13	SF	12/3/17	49ers	15-14	C
10/30/60	49ers	25-7	SF	10/28/79	Bears	28-27	SF	12/23/18	Bears	14-9	SF
10/22/61	Bears	31-0	C	9/13/81	49ers	28-17	SF	10/31/21	49ers	33-22	C
11/19/61	49ers	41-31	SF	11/27/83	Bears	13-3	C	9/11/22	Bears	19-10	C

(c) - NFC Championship

(d) - NFC Divisional Playoff

Record: At Levi's Stadium: (0-2)	Soldier Field: (6-8)	Points: At Levi's Stadium: (29-42)	Soldier Field: (261-266)
---	-----------------------------	---	---------------------------------

	CINCINNATI BENGALS	Overall: 13–5	Home: 5–3	Away: 6–2	Neutral: 2–0
---	---------------------------	----------------------	------------------	------------------	---------------------

Date	Win	Score	Location	Date	Win	Score	Location	Date	Win	Score	Location
9/29/74	Bengals	21–3	SF	1/22/89	49ers (s)	20–16	M	12/15/07	49ers	20–13	SF
10/1/78	49ers	28–12	SF	12/9/90	49ers	20–17 (OT)	C	9/25/11	49ers	13–8	C
12/6/81	49ers	21–3	C	12/5/93	49ers	21–8	SF	12/20/15	Bengals	24–14	SF
1/24/82	49ers (s)	26–21	D	10/20/96	49ers	28–21	SF	9/15/19	49ers	41–17	C
11/4/84	49ers	23–17	SF	12/5/99	Bengals	44–30	C	12/12/21	49ers	26–23 (OT)	C
9/20/87	49ers	27–26	C	12/14/03	Bengals	41–38	C	10/29/23	Bengals	31–17	SF

(s) – Super Bowl XVI & XXIII (D) – Pontiac Silverdome (Pontiac, MI) (M) – Joe Robbie Stadium (Miami Gardens, FL)

Record: At Levi's Stadium: (0–2)	Paul Brown Stadium: (3–1)	Points: At Levi's Stadium: (31–55)	Paul Brown Stadium: (118–89)
---	----------------------------------	---	-------------------------------------

	CLEVELAND BROWNS	Overall: 8–13	Home: 6–5	Away: 2–8
---	-------------------------	----------------------	------------------	------------------

Date	Win	Score	Location	Date	Win	Score	Location	Date	Win	Score	Location
11/12/50	Browns	34–14	C	9/27/70	49ers	34–31	SF	9/13/93	Browns	23–13	C
9/30/51	49ers	24–10	SF	12/1/74	Browns	7–0	C	9/21/03	Browns	13–12	SF
11/15/53	Browns	23–21	C	9/3/78	Browns	24–7	C	12/30/07	Browns	20–7	C
10/2/55	Browns	38–3	SF	11/15/81	Browns	15–12	SF	10/30/11	49ers	20–10	SF
11/29/59	49ers	21–20	C	11/11/84	49ers	41–7	C	12/13/15	Browns	24–10	C
12/15/62	Browns	13–10	SF	11/29/87	49ers	38–24	SF	10/7/19	49ers	31–3	SF
11/3/68	Browns	33–21	SF	10/28/90	49ers	20–17	SF	10/15/23	Browns	19–17	C


Record: At Levi's Stadium: (1–0)	Cleveland Browns Stadium: (0–3)	Points: At Levi's Stadium: (31–3)	Cleveland Browns Stadium: (34–63)
---	--	--	--

	DALLAS COWBOYS	Overall: 20–19–1	Home: 11–10	Away: 9–9–1
---	-----------------------	-------------------------	--------------------	--------------------

Date	Win	Score	Location	Date	Win	Score	Location	Date	Win	Score	Location
11/20/60	49ers	26–14	D	1/10/82 (c)	49ers	28–27	SF	12/30/01	Cowboys	27–21	D
11/10/63	49ers	31–24	SF	12/19/83	49ers	42–17	SF	12/8/02	49ers	31–27	D
11/7/65	Cowboys	39–31	D	12/22/85	49ers	31–16	SF	9/25/05	Cowboys	34–31	SF
12/16/67	49ers	24–16	SF	10/15/89	49ers	31–14	D	11/23/08	Cowboys	35–22	D
11/27/69	Tie	24–24	D	11/11/90	49ers	24–6	D	9/18/11	Cowboys	27–24 (OT)	SF
1/3/71 (c)	Cowboys	17–10	SF	1/17/93 (c)	Cowboys	30–20	SF	9/7/14	49ers	28–17	D
1/2/72 (c)	Cowboys	14–3	D	10/17/93	Cowboys	26–17	D	10/2/16	Cowboys	24–17	SF
11/23/72	49ers	31–10	D	1/23/94 (c)	Cowboys	38–21	D	10/22/17	Cowboys	40–10	SF
12/23/72 (d)	Cowboys	30–28	SF	11/13/94	49ers	21–14	SF	12/20/20	Cowboys	41–33	D
11/10/74	Cowboys	20–14	D	1/15/95 (c)	49ers	38–28	SF	1/16/22 (w)	49ers	23–17	D
12/12/77	Cowboys	42–35	SF	11/12/95	49ers	38–20	D	1/22/23 (d)	49ers	19–12	SF
9/9/79	Cowboys	21–13	SF	11/10/96	Cowboys	20–17 (OT)	SF	10/8/23	49ers	42–10	SF
10/12/80	Cowboys	59–14	D	11/2/97	49ers	17–10	SF				
10/11/81	49ers	45–14	SF	9/24/00	49ers	41–24	D				

(w) – Wild Card Game (c) – NFC Championship (d) – NFC Divisional Playoff

Record: At Levi's Stadium: (2–2)	AT&T Stadium: (2–1)	Points: At Levi's Stadium: (88–86)	AT&T Stadium: (84–75)
---	--------------------------------	---	----------------------------------

	DENVER BRONCOS	Overall: 8–8	Home: 5–3	Away: 2–5	Neutral: 1–0
--	-----------------------	---------------------	------------------	------------------	---------------------

Date	Win	Score	Location	Date	Win	Score	Location	Date	Win	Score	Location
10/25/70	49ers	19–14	SF	1/28/90 (s)	49ers	55–10	NO	10/31/10	49ers	24–16	London
9/23/73	49ers	36–34	D	12/17/94	49ers	42–19	SF	10/19/14	Broncos	42–17	D
11/18/79	Broncos	38–28	SF	12/15/97	49ers	34–17	SF	12/9/18	49ers	20–14	SF
9/19/82	Broncos	24–21	D	12/23/00	Broncos	38–9	D	9/25/22	Broncos	11–10	D
11/11/85	Broncos	17–16	D	9/15/02	Broncos	24–14	SF				
10/9/88	Broncos	16–13 (OT)	SF	12/31/06	49ers	26–23 (OT)	D				

(s) – Super Bowl XXIV (NO) – Superdome (New Orleans, LA)

Record: At Levi's Stadium: (1–0)	Empower Field at Mile High: (1–2)	Points: At Levi's Stadium: (20–14)	Empower Field at Mile High: (53–76)
---	--	---	--

	DETROIT LIONS	Overall: 40–28–1	Home: 25–10–1	Away: 15–18
---	----------------------	-------------------------	----------------------	--------------------

Date	Win	Score	Location	Date	Win	Score	Location	Date	Win	Score	Location
10/8/50	Lions	24–7	D	10/1/61	49ers	49–0	D	9/6/81	Lions	24–17	P
10/22/50	49ers	28–27	SF	11/5/61	Tie	20–20	SF	12/31/83 (d) 49ers	24–23	SF	
12/2/51	49ers	20–10	D	9/23/62	Lions	45–24	D	9/2/84	49ers	30–27	P
12/16/51	49ers	21–17	SF	11/11/62	Lions	38–24	SF	10/20/85	Lions	23–21	P
9/28/52	49ers	17–3	SF	10/6/63	Lions	26–3	D	10/2/88	49ers	20–13	SF
10/12/52	49ers	28–0	D	11/3/63	Lions	45–7	SF	10/20/91	49ers	35–3	SF
10/11/53	Lions	24–21	D	9/13/64	Lions	26–17	SF	12/28/92	49ers	24–6	SF
10/25/53	Lions	14–10	SF	12/13/64	Lions	24–7	D	12/19/93	49ers	55–17	P
10/24/54	49ers	37–31	SF	11/14/65	49ers	27–21	D	10/9/94	49ers	27–14	P
11/14/54	Lions	48–7	D	12/5/65	49ers	17–14	SF	9/25/95	Lions	27–24	P
10/16/55	49ers	27–24	D	10/23/66	49ers	27–24	SF	12/23/96	49ers	24–14	SF
10/30/55	49ers	38–21	SF	11/24/66	49ers	41–14	D	12/14/98	49ers	35–13	SF
10/21/56	Lions	20–17	D	10/29/67	Lions	45–3	SF	11/4/01	49ers	21–13	SF
11/4/56	Lions	17–13	SF	10/27/68	49ers	14–7	D	10/5/03	49ers	24–17	SF
11/3/57	49ers	35–31	SF	11/2/69	Lions	26–14	SF	11/12/06	49ers	19–13	D
11/17/57	Lions	31–10	D	11/22/70	Lions	28–7	D	9/21/08	49ers	31–13	SF
12/22/57 (d) Lions	31–27	SF		12/19/71	49ers	31–27	SF	12/27/09	49ers	20–6	SF
11/2/58	49ers	24–21	SF	11/4/73	Lions	30–20	D	10/16/11	49ers	25–19	D
11/16/58	Lions	35–21	D	10/14/74	Lions	17–13	D	9/16/12	49ers	27–19	SF
10/18/59	49ers	34–13	D	11/2/75	Lions	28–17	SF	12/27/15	Lions	32–17	D
11/1/59	49ers	33–7	SF	10/23/77	49ers	28–7	SF	9/16/18	49ers	30–27	SF
10/9/60	49ers	14–10	D	12/17/78	Lions	33–14	P	9/12/21	49ers	41–33	D
11/6/60	Lions	24–0	SF	11/2/80	Lions	17–13	P	1/28/24 (c) 49ers	34–31	SF	

(c) – NFC Championship (d) – NFC Divisional Playoff (D) – Detroit (P) – Pontiac


Record: At Levi's Stadium: (2–0)	Ford Field: (3–1)	Points: At Levi's Stadium: (64–58)	Ford Field: (102–97)
---	--------------------------	---	-----------------------------

	GREEN BAY PACKERS	Overall: 34–38–1	Home: 21–14–1	Away: 13–24
---	--------------------------	-------------------------	----------------------	--------------------

Date	Win	Score	Location	Date	Win	Score	Location	Date	Win	Score	Location
11/26/50	Packers	25–21	GB	12/14/63	Packers	21–17	SF	1/11/98 (c) Packers	23–10	SF	
12/10/50	49ers	30–14	SF	10/11/64	Packers	24–14	M	11/1/98	Packers	36–22	GB
12/9/51	49ers	31–19	SF	11/15/64	49ers	24–14	SF	1/3/99 (w) 49ers	30–27	SF	
12/14/52	49ers	24–14	SF	10/10/65	Packers	27–10	GB	11/29/99	Packers	20–3	SF
11/22/53	49ers	37–7	M	12/19/65	Tie	24–24	SF	10/15/00	Packers	31–28	GB
12/6/53	49ers	48–14	SF	10/9/66	49ers	21–20	SF	1/13/02 (w) Packers	25–15	GB	
10/10/54	49ers	23–17	M	12/4/66	Packers	20–7	M	12/15/02	Packers	20–14	SF
12/5/54	49ers	35–0	SF	11/19/67	Packers	13–0	GB	11/23/03	Packers	20–10	GB
11/20/55	Packers	27–21	M	12/1/68	49ers	27–20	SF	12/10/06	Packers	30–19	SF
12/4/55	Packers	28–7	SF	9/28/69	Packers	14–7	M	11/22/09	Packers	30–24	GB
11/18/56	49ers	17–16	GB	11/1/70	49ers	26–10	SF	12/5/10	Packers	34–16	GB
12/8/56	49ers	38–20	SF	11/5/72	Packers	34–24	M	9/9/12	49ers	30–22	GB
10/20/57	49ers	24–14	M	11/26/73	49ers	20–6	SF	1/12/13 (d) 49ers	45–31	SF	
12/15/57	49ers	27–20	SF	12/8/74	49ers	7–6	SF	9/8/13	49ers	34–28	SF
11/23/58	49ers	33–12	M	9/12/76	49ers	26–14	GB	1/5/14 (w) 49ers	23–20	GB	
12/7/58	49ers	48–21	SF	12/18/77	Packers	16–14	M	10/4/15	Packers	17–3	SF
10/11/59	Packers	21–20	GB	11/9/80	Packers	23–16	M	10/15/18	Packers	33–30	GB
12/13/59	Packers	36–14	SF	10/18/81	49ers	13–3	M	11/24/19	49ers	37–8	SF
10/23/60	Packers	41–14	M	10/26/86	49ers	31–17	M	1/19/20 (c) 49ers	37–20	SF	
12/10/60	Packers	13–0	SF	12/6/87	49ers	23–12	GB	11/5/20	Packers	34–17	SF
9/24/61	Packers	30–10	GB	11/19/89	Packers	21–17	SF	9/26/21	Packers	30–28	SF
12/10/61	49ers	22–21	SF	11/4/90	49ers	24–20	GB	1/22/22 (d) 49ers	13–10	GB	
10/21/62	Packers	31–13	M	1/6/96 (d) Packers	27–17	SF		1/20/24 (d) 49ers	24–21	SF	
12/9/62	Packers	31–21	SF	10/14/96	Packers	23–20 (OT)	GB				
11/24/63	Packers	28–10	M	1/4/97 (d) Packers	35–14	GB					

(c) – NFC Championship (d) – NFC Divisional Playoff (w) – Wild Card Game (M) – Milwaukee (GB) – Green Bay

Record: At Levi's Stadium: (3–3)	Lambeau Field: (6–13)	Points: At Levi's Stadium: (146–130)	Lambeau Field: (358–456)
---	------------------------------	---	---------------------------------

	HOUSTON TEXANS	Overall: 4–1	Home: 3–0	Away: 1–1
---	-----------------------	---------------------	------------------	------------------

Date	Win	Score	Location	Date	Win	Score	Location	Date	Win	Score	Location
1/1/06	49ers	20–17 (OT)	SF	10/6/13	49ers	34–3	SF	1/2/22	49ers	23–7	SF
10/25/09	Texans	24–21	H	12/10/17	49ers	26–16	H				

Record: At Levi's Stadium: (1–0)	NRG Stadium: (1–1)	Points: At Levi's Stadium: (23–7)	NRG Stadium: (47–40)
---	---------------------------	--	-----------------------------



	INDIANAPOLIS COLTS	Overall: 18–27	Home: 11–12	Away: 7–15
---	---------------------------	-----------------------	--------------------	-------------------

Date	Win	Score	Location	Date	Win	Score	Location	Date	Win	Score	Location
11/29/53	49ers	38–21	B	12/18/60	49ers	34–10	SF	9/15/68	Colts	27–10	B
12/13/53	49ers	45–14	SF	12/3/61	Colts	20–17	B	10/13/68	Colts	42–14	SF
11/28/54	Colts	17–13	B	12/16/61	Colts	27–24	SF	10/26/69	49ers	24–21	B
12/11/54	49ers	10–7	SF	10/7/62	49ers	21–13	B	11/16/69	49ers	20–17	SF
11/27/55	Colts	26–14	B	11/4/62	Colts	22–3	SF	11/12/72	49ers	24–21	SF
12/11/55	49ers	35–24	SF	9/22/63	Colts	20–14	SF	10/5/86	49ers	35–14	SF
12/2/56	49ers	20–17	B	10/13/63	Colts	20–3	B	9/10/89	49ers	30–24	I
12/16/56	49ers	30–17	SF	11/1/64	Colts	37–7	B	10/15/95	Colts	18–17	I
11/24/57	Colts	27–21	B	11/29/64	Colts	14–3	SF	10/18/98	49ers	34–31	SF
12/8/57	49ers	17–13	SF	10/3/65	Colts	27–24	B	11/25/01	49ers	40–21	I
11/30/58	Colts	35–27	B	10/31/65	Colts	34–28	SF	10/9/05	Colts	28–3	SF
12/14/58	49ers	21–12	SF	9/25/66	Colts	36–14	B	11/1/09	Colts	18–14	I
11/22/59	Colts	45–14	B	12/18/66	Colts	30–14	SF	9/22/13	Colts	27–7	SF
12/5/59	Colts	34–14	SF	10/1/67	Colts	41–7	B	10/8/17	Colts	26–23 (OT)	I
11/27/60	49ers	30–22	B	11/26/67	Colts	26–9	SF	10/24/21	Colts	30–18	SF

(B) – Baltimore (I) – Indianapolis

Record: At Levi's Stadium: (0–1) Lucas Oil Stadium: (0–2)	Points: At Levi's Stadium: (18–30) Lucas Oil Stadium: (37–44)
--	--

	JACKSONVILLE JAGUARS	Overall: 5–2	Home: 2–0	Away: 3–2
---	-----------------------------	---------------------	------------------	------------------

Date	Win	Score	Location	Date	Win	Score	Location	Date	Win	Score	Location
9/12/99	Jaguars	41–3	J	10/27/13	49ers	42–10	London	11/12/23	49ers	34–3	J
12/18/05	Jaguars	10–9	J	12/24/17	49ers	44–33	SF				
11/29/09	49ers	20–3	SF	11/21/21	49ers	30–10	J				


Record: At Levi's Stadium: (1–0) TIAA Bank Field: (2–2)	Points: At Levi's Stadium: (44–33) EverBank Stadium: (76–64)
--	---

	KANSAS CITY CHIEFS	Overall: 7–8	Home: 5–1	Away: 2–5	Neutral: 0–2
--	---------------------------	---------------------	------------------	------------------	---------------------

Date	Win	Score	Location	Date	Win	Score	Location	Date	Win	Score	Location
12/6/71	Chiefs	26–17	SF	11/30/97	Chiefs	44–9	KC	9/23/18	Chiefs	38–27	KC
10/5/75	49ers	20–3	KC	11/12/00	49ers	21–7	SF	2/2/20 (s)	Chiefs	31–20	M
12/26/82	49ers	26–13	KC	11/10/02	49ers	17–13	SF	10/23/22	Chiefs	44–23	SF
11/17/85	49ers	31–3	SF	10/1/06	Chiefs	41–0	KC	2/11/24 (s)	Chiefs	25–22 (OT)	LV
12/14/91	49ers	28–14	SF	9/26/10	Chiefs	31–10	KC				
9/11/94	Chiefs	24–17	KC	10/5/14	49ers	22–17	SF				

(s) – Super Bowl LIV & LVIII (M) – Hard Rock Stadium (Miami Gardens, FL) (LV) – Allegiant Stadium (Las Vegas, NV)

Record: At Levi's Stadium: (1–0) GEHA Field at Arrowhead Stadium: (2–5)	Points: At Levi's Stadium: (22–17) GEHA Field at Arrowhead Stadium: (109–194)
--	--

	LAS VEGAS RAIDERS	Overall: 8–7	Home: 4–4	Away: 4–3
---	--------------------------	---------------------	------------------	------------------

Date	Win	Score	Location	Date	Win	Score	Location	Date	Win	Score	Location
12/20/70	49ers	38–7	O	11/13/88	Raiders	9–3	SF	10/8/06	49ers	34–20	SF
10/27/74	Raiders	35–24	SF	9/29/91	Raiders	12–6	LA	10/17/10	49ers	17–9	SF
11/4/79	Raiders	23–10	O	9/5/94	49ers	44–14	SF	12/7/14	Raiders	24–13	O
9/12/82	Raiders	23–17	SF	10/8/00	Raiders	34–28 (OT)	SF	11/1/18	49ers	34–3	SF
9/22/85	49ers	34–10	LA	11/3/02	49ers	23–20 (OT)	O	1/1/23	49ers	37–34 (OT)	LV

(LA) – Los Angeles (O) – Oakland

Record: At Levi's Stadium: (1–0) Allegiant Stadium: (1–0)	Points: At Levi's Stadium: 34–3 Allegiant Stadium: (37–34)
--	---

	LOS ANGELES CHARGERS	Overall: 7–8	Home: 3–3	Away: 3–5	Neutral: 1–0
---	-----------------------------	---------------------	------------------	------------------	---------------------

Date	Win	Score	Location	Date	Win	Score	Location	Date	Win	Score	Location
9/17/72	49ers	34–3	SF	9/8/91	49ers	34–14	SF	11/17/02	Chargers	20–17 (OT)	SD
12/5/76	Chargers	13–7 (OT)	SD	12/11/94	49ers	38–15	SD	10/15/06	Chargers	48–19	SF
9/30/79	Chargers	31–9	SD	1/29/95 (s)	49ers	49–26	M	12/16/10	Chargers	34–7	SD
12/11/82	Chargers	41–37	SF	11/23/97	49ers	17–10	SF	12/20/14	Chargers	38–35 (OT)	SF
11/27/88	49ers	48–10	SD	12/3/00	49ers	45–17	SD	9/30/18	Chargers	29–27	LA

(s) – Super Bowl XXIX (M) – Joe Robbie Stadium (Miami Gardens, FL) (LA) – Los Angeles (SD) – San Diego


Record: At Levi's Stadium: (0–1) SoFi Stadium: (0–0)	Points: At Levi's Stadium: (35–38) SoFi Stadium: (0–0)
---	---

	LOS ANGELES RAMS	Overall: 78–69–3	Home: 38–35–2	Away: 40–34–1
---	-------------------------	-------------------------	----------------------	----------------------

Date	Win	Score	Location	Date	Win	Score	Location	Date	Win	Score	Location
10/1/50	Rams	35–14	SF	9/28/75	Rams	23–14	SF	11/21/99	Rams	23–7	SF
11/5/50	Rams	28–21	LA	11/9/75	49ers	24–23	LA	9/17/00	Rams	41–24	SL
10/28/51	49ers	44–17	SF	10/11/76	49ers	16–0	LA	10/29/00	Rams	34–24	SF
11/4/51	Rams	23–16	LA	11/21/76	Rams	23–3	SF	9/23/01	Rams	30–26	SF
11/23/52	Rams	35–9	LA	10/2/77	Rams	34–14	LA	12/9/01	Rams	27–14	SL
11/30/52	Rams	34–21	SF	11/20/77	Rams	23–10	SF	10/6/02	49ers	37–13	SF
10/4/53	49ers	31–30	SF	10/8/78	Rams	27–10	LA	12/30/02	Rams	31–20	SL
11/8/53	49ers	31–27	LA	11/19/78	Rams	31–28	SF	9/14/03	Rams	27–24 (OT)	SL
10/3/54	Tie	24–24	LA	9/16/79	Rams	27–24	LA	11/2/03	49ers	30–10	SF
11/7/54	Rams	42–34	SF	11/25/79	Rams	26–20	SF	10/3/04	Rams	24–14	SF
9/25/55	Rams	23–14	SF	10/5/80	Rams	48–26	A	12/5/04	Rams	16–6	SL
11/6/55	Rams	27–14	LA	10/19/80	Rams	31–17	SF	9/11/05	49ers	28–25	SF
10/7/56	49ers	33–30	SF	10/25/81	49ers	20–17	SF	12/24/05	49ers	24–20	SL
11/11/56	Rams	30–6	LA	11/22/81	49ers	33–31	A	9/17/06	49ers	20–13	SF
10/6/57	49ers	23–20	SF	12/2/82	49ers	30–24	A	11/26/06	Rams	20–17	SL
11/10/57	Rams	37–24	LA	1/2/83	Rams	21–20	SF	9/16/07	49ers	17–16	SL
10/5/58	Rams	33–3	SF	10/9/83	Rams	10–7	SF	11/18/07	Rams	13–9	SF
11/9/58	Rams	56–7	LA	10/23/83	49ers	45–35	A	11/16/08	49ers	35–16	SF
10/4/59	49ers	34–0	SF	10/28/84	49ers	33–0	A	12/21/08	49ers	17–16	SL
11/8/59	49ers	24–16	LA	12/14/84	49ers	19–16	SF	10/4/09	49ers	35–0	SF
10/2/60	49ers	13–9	SF	10/27/85	49ers	28–14	A	1/3/10	49ers	28–6	SL
12/4/60	49ers	23–7	LA	12/9/85	Rams	27–20	SF	11/14/10	49ers	23–20 (OT)	SF
10/8/61	49ers	35–0	SF	9/14/86	Rams	16–13	A	12/26/10	Rams	25–17	SL
11/12/61	Rams	17–7	LA	12/19/86	49ers	24–14	SF	12/4/11	49ers	26–0	SF
10/27/62	Rams	28–14	SF	11/1/87	49ers	31–10	A	1/1/12	49ers	34–27	SL
11/18/62	49ers	24–17	LA	12/27/87	49ers	48–0	SF	11/11/12	Tie	24–24 (OT)	SF
10/27/63	Rams	28–21	LA	10/16/88	49ers	24–21	A	12/2/12	Rams	16–13 (OT)	SL
12/1/63	Rams	21–17	SF	12/18/88	Rams	38–16	SF	9/26/13	49ers	35–11	SL
10/18/64	Rams	42–14	LA	10/1/89	Rams	13–12	SF	12/1/13	49ers	23–13	SF
12/6/64	49ers	28–7	SF	12/11/89	49ers	30–27	A	10/13/14	49ers	31–17	SL
10/17/65	49ers	45–21	LA	1/14/90 (c) 49ers	30–3	SF	11/21/14	Rams	13–10	SF	
11/21/65	49ers	30–27	SF	11/25/90	Rams	28–17	SF	11/1/15	Rams	27–6	SL
9/30/66	Rams	34–3	LA	12/17/90	49ers	26–10	A	1/3/16	49ers	19–16 (OT)	SF
11/6/66	49ers	21–13	SF	9/22/91	49ers	27–10	SF	9/12/16	49ers	28–0	SF
10/8/67	49ers	27–24	LA	11/25/91	49ers	33–10	A	12/24/16	49ers	22–21	LA
11/5/67	Rams	17–7	SF	10/4/92	49ers	27–24	SF	9/21/17	Rams	41–39	SF
10/6/68	Rams	24–10	LA	11/22/92	49ers	27–10	A	12/31/17	49ers	34–13	LA
11/17/68	Tie	20–20	SF	10/31/93	49ers	40–17	SF	10/21/18	Rams	39–10	SF
10/12/69	Rams	27–21	SF	11/28/93	49ers	35–10	A	12/30/18	Rams	48–32	LA
11/9/69	Rams	41–30	LA	9/18/94	49ers	34–19	A	10/13/19	49ers	20–7	LA
10/11/70	49ers	20–6	LA	11/20/94	49ers	31–27	SF	12/21/19	49ers	34–31	SF
11/29/70	Rams	30–13	SF	10/22/95	49ers	44–10	SLB	10/18/20	49ers	24–16	SF
10/10/71	Rams	20–13	SF	11/26/95	49ers	41–13	SF	10/29/20	49ers	23–20	LA
11/21/71	Rams	17–6	LA	9/8/96	49ers	34–0	SF	11/15/21	49ers	31–10	SF
10/8/72	Rams	31–7	LA	10/6/96	49ers	28–11	SL	1/9/22	49ers	27–24 (OT)	LA
12/4/72	Rams	26–16	SF	9/7/97	49ers	30–10	SL	1/30/22 (c) Rams	20–17	LA	
9/30/73	Rams	40–20	SF	10/12/97	49ers	15–12	SF	10/3/22	49ers	24–9	SF
11/18/73	Rams	31–13	LA	10/25/98	49ers	28–10	SL	10/30/22	49ers	31–14	LA
10/20/74	Rams	37–14	LA	12/27/98	49ers	38–19	SF	9/17/23	49ers	30–23	LA
11/4/74	Rams	15–13	SF	10/10/99	Rams	42–20	SL	1/7/24	Rams	21–20	SF

(c) – NFC Championship Game (LA) – Los Angeles (A) – Anaheim (SL) – St. Louis (SLB) – Busch Memorial Stadium

Record: At Levi's Stadium: (6–4) SoFi Stadium: (4–1)	Points: At Levi's Stadium: (239–186) SoFi Stadium: (128–101)
---	---

	MIAMI DOLPHINS	Overall: 7–8	Home: 4–4	Away: 2–4	Neutral: 1–0
---	-----------------------	---------------------	------------------	------------------	---------------------

Date	Win	Score	Location	Date	Win	Score	Location	Date	Win	Score	Location
9/16/73	Dolphins	21–13	M	9/28/86	49ers	31–16	M	12/14/08	Dolphins	14–9	M
9/25/77	Dolphins	19–15	SF	12/6/92	49ers	27–3	SF	12/9/12	49ers	27–13	SF
11/16/80	Dolphins	17–13	M	11/20/95	49ers	44–20	M	11/27/16	Dolphins	31–24	M
11/6/83	Dolphins	20–17	SF	12/16/01	49ers	21–0	SF	10/11/20	Dolphins	43–17	SF
1/20/85 (s) 49ers	38–16	ST	11/28/04	Dolphins	24–17	SF	12/4/22	49ers	33–17	SF	

(s) – Super Bowl XIX (ST) – Stanford Stadium (Stanford, CA)

Record: At Levi's Stadium: (1–1) Hard Rock Stadium: (1–2)	Points: At Levi's Stadium: (50–60) Hard Rock Stadium: (77–65)
--	--



	MINNESOTA VIKINGS	Overall: 25–24–1	Home: 16–8–1	Away: 9–16
---	--------------------------	-------------------------	---------------------	-------------------

Date	Win	Score	Location	Date	Win	Score	Location	Date	Win	Score	Location
10/15/61	49ers	38–24	M	12/16/72	49ers	20–17	SF	10/3/93	49ers	38–19	SF
11/26/61	49ers	38–28	SF	10/14/73	Vikings	17–13	SF	12/26/94	Vikings	21–14	M
9/30/62	49ers	21–7	SF	9/21/75	Vikings	27–17	M	12/18/95	49ers	37–30	SF
12/2/62	49ers	35–12	M	11/29/76	49ers	20–16	SF	12/7/97	49ers	28–17	SF
9/15/63	Vikings	24–20	SF	12/4/77	Vikings	28–27	M	1/3/98 (d)	49ers	38–22	SF
9/29/63	Vikings	45–14	M	9/2/79	Vikings	28–22	M	10/24/99	Vikings	40–16	M
10/25/64	Vikings	27–22	SF	9/8/83	49ers	48–17	M	9/28/03	Vikings	35–7	M
11/8/64	Vikings	24–7	M	12/8/84	49ers	51–7	SF	11/5/06	49ers	9–3	SF
10/24/65	Vikings	42–41	SF	9/8/85	Vikings	28–21	M	12/9/07	Vikings	27–7	SF
11/28/65	49ers	45–24	M	10/12/86	Vikings	27–24 (OT)	SF	9/27/09	Vikings	27–24	M
9/11/66	Tie	20–20	SF	1/9/88 (d)	Vikings	36–24	SF	9/23/12	Vikings	24–13	M
10/30/66	Vikings	28–3	M	10/30/88	49ers	24–21	SF	9/14/15	49ers	20–3	SF
9/17/67	49ers	27–21	M	1/1/89 (d)	49ers	34–9	SF	9/9/18	Vikings	24–16	M
12/8/68	Vikings	30–20	SF	1/6/90 (d)	49ers	41–13	SF	1/11/20 (d)	49ers	27–10	SF
12/14/69	Vikings	10–7	M	12/30/90	49ers	20–17	M	11/28/21	49ers	34–26	SF
12/27/70 (d)	49ers	17–14	M	9/15/91	Vikings	17–14	M	10/23/23	Vikings	22–17	M
11/7/71	49ers	13–9	M	12/13/92	49ers	20–17	M				

(d) – NFC Divisional Playoff

Record: At Levi's Stadium: (3–0)	U.S. Bank Stadium: (0–2)	Points: At Levi's Stadium: (81–39)	U.S. Bank Stadium: (33–46)
---	---------------------------------	---	-----------------------------------

	NEW ENGLAND PATRIOTS	Overall: 9–5	Home: 4–2	Away: 5–3
--	-----------------------------	---------------------	------------------	------------------

Date	Win	Score	Location	Date	Win	Score	Location	Date	Win	Score	Location
10/31/71	49ers	27–10	SF	10/22/89	49ers	37–20	S	10/5/08	Patriots	30–21	SF
10/26/75	Patriots	24–16	NE	10/11/92	49ers	24–12	NE	12/16/12	49ers	41–34	NE
11/30/80	49ers	21–17	SF	9/17/95	49ers	28–3	SF	11/20/16	Patriots	30–17	SF
10/2/83	49ers	33–13	NE	12/20/98	Patriots	24–21	NE	10/25/20	49ers	33–6	NE
12/14/86	49ers	29–24	NE	1/2/05	Patriots	21–7	NE				

(S) – Stanford, CA

Record: At Levi's Stadium: (0–1)	Gillette Stadium: (2–1)	Points: At Levi's Stadium: (17–30)	Gillette Stadium: (81–61)
---	--------------------------------	---	----------------------------------

	NEW ORLEANS SAINTS	Overall: 50–27–2	Home: 24–12–2	Away: 26–15
---	---------------------------	-------------------------	----------------------	--------------------

Date	Win	Score	Location	Date	Win	Score	Location	Date	Win	Score	Location
10/22/67	49ers	27–13	SF	10/16/83	49ers	32–13	NO	11/3/96	49ers	24–17	NO
11/23/69	Saints	43–38	NO	11/13/83	49ers	27–0	SF	9/14/97	49ers	33–7	SF
10/18/70	Tie	20–20	SF	09/16/84	49ers	30–20	SF	10/26/97	49ers	23–0	NO
12/13/70	49ers	38–27	NO	11/25/84	49ers	35–3	NO	10/11/98	49ers	31–0	NO
9/26/71	49ers	38–20	NO	9/29/85	Saints	20–17	SF	11/22/98	49ers	31–20	SF
11/14/71	Saints	26–20	SF	12/15/85	49ers	31–19	NO	09/19/99	49ers	28–21	SF
10/1/72	49ers	37–2	NO	9/21/86	49ers	26–17	SF	11/14/99	Saints	24–6	NO
10/22/72	Tie	20–20	SF	11/2/86	Saints	23–10	NO	11/5/00	Saints	31–15	NO
10/21/73	49ers	40–0	SF	10/25/87	49ers	24–22	NO	12/10/00	Saints	31–27	SF
12/9/73	Saints	16–10	NO	11/15/87	Saints	26–24	SF	11/11/01	49ers	28–27	SF
9/15/73	49ers	17–13	NO	9/4/88	49ers	34–33	NO	1/6/02	49ers	38–0	NO
12/15/74	49ers	35–21	SF	12/11/88	49ers	30–17	SF	10/20/02	Saints	35–27	NO
10/19/75	49ers	35–21	SF	10/8/89	49ers	24–20	NO	9/19/04	Saints	30–27	NO
11/23/75	49ers	16–6	NO	11/6/89	49ers	31–13	SF	12/3/06	Saints	34–10	NO
10/17/76	49ers	33–3	SF	9/10/90	49ers	13–12	NO	10/28/07	Saints	31–10	SF
12/12/76	49ers	27–7	NO	12/23/90	Saints	13–10	SF	9/28/08	Saints	31–17	NO
11/13/77	49ers	10–7 (OT)	NO	11/10/91	Saints	10–3	NO	9/20/10	Saints	25–22	SF
11/27/77	49ers	20–17	SF	12/1/91	49ers	38–24	SF	1/14/12 (d)	49ers	36–32	SF
10/15/78	Saints	14–7	SF	9/27/92	49ers	16–10	NO	11/25/12	49ers	31–21	NO
12/3/78	Saints	24–13	NO	11/15/92	49ers	21–20	SF	11/17/13	Saints	23–20	NO
9/23/79	Saints	30–21	SF	9/26/93	Saints	16–13	NO	11/9/14	49ers	27–24 (OT)	NO
11/11/79	Saints	31–20	NO	11/22/93	49ers	42–7	SF	11/6/16	Saints	41–23	SF
9/7/80	49ers	26–23	NO	9/25/94	49ers	24–13	SF	12/8/19	49ers	48–46	NO
12/7/80	49ers	38–35 (OT)	SF	11/28/94	49ers	35–14	NO	11/15/20	Saints	27–13	NO
9/27/81	49ers	21–14	SF	9/3/95	49ers	24–22	NO	11/27/22	49ers	13–0	SF
12/20/81	49ers	21–17	NO	10/29/95	Saints	11–7	SF				
11/28/82	Saints	23–20	SF	9/1/96	49ers	27–11	SF				

(d) – NFC Divisional Playoff

Record: At Levi's Stadium: (1–1)	Caesars Superdome: (21–13)	Points: At Levi's Stadium: (36–41)	Caesars Superdome: (784–675)
---	-----------------------------------	---	-------------------------------------



	NEW YORK GIANTS	Overall: 22–21	Home: 13–10	Away: 9–11
--	------------------------	-----------------------	--------------------	-------------------

Date	Win	Score	Location	Date	Win	Score	Location	Date	Win	Score	Location
11/9/52	Giants	23–14	NY	12/29/84 (d)	49ers	21–10	SF	1/5/03 (w)	49ers	39–38	SF
9/30/56	Giants	38–21	SF	12/29/85 (w)	Giants	17–3	NY	11/6/05	Giants	24–6	SF
12/1/57	49ers	27–17	NY	12/1/86	Giants	21–17	SF	10/21/07	Giants	33–15	NY
9/25/60	Giants	21–19	SF	1/4/87 (d)	Giants	49–3	NY	10/19/08	Giants	29–17	NY
11/17/63	Giants	48–14	NY	10/5/87	49ers	41–21	NY	11/13/11	49ers	27–20	SF
10/20/68	49ers	26–10	NY	9/11/88	49ers	20–17	NY	1/22/12 (c)	Giants	20–17 (OT)	SF
10/15/72	Giants	23–17	SF	11/27/89	49ers	34–24	SF	10/14/12	Giants	26–3	SF
12/21/75	Giants	26–23	SF	12/3/90	49ers	7–3	SF	11/16/14	49ers	16–10	NY
10/16/77	Giants	20–17	NY	1/20/91 (c)	Giants	15–13	SF	10/11/15	Giants	30–27	NY
9/24/78	Giants	27–10	NY	9/2/91	Giants	16–14	NY	11/12/17	49ers	31–21	SF
10/14/79	Giants	32–16	NY	9/6/92	49ers	31–14	NY	11/12/18	Giants	27–23	SF
11/23/80	49ers	12–0	SF	1/15/94 (d)	49ers	44–3	SF	9/27/20	49ers	36–9	NY
11/29/81	49ers	17–10	SF	10/1/95	49ers	20–6	SF	9/21/23	49ers	30–12	SF
1/3/82 (d)	49ers	38–24	SF	11/30/98	49ers	31–7	SF				
10/8/84	49ers	31–10	NY	9/5/02	49ers	16–13	NY				

(d) – NFC Divisional Playoff (c) – NFC Championship Game (w) – Wild Card Game

Record: At Levi's Stadium: (2–1)	MetLife Stadium: (2–1)	Points: At Levi's Stadium: (84–60)	MetLife Stadium: (79–49)
---	-------------------------------	---	---------------------------------

	NEW YORK JETS	Overall: 11–3	Home: 4–2	Away: 7–1
--	----------------------	----------------------	------------------	------------------

Date	Win	Score	Location	Date	Win	Score	Location	Date	Win	Score	Location
11/28/71	49ers	24–21	NY	10/29/89	49ers	23–10	NY	12/7/08	49ers	24–14	SF
10/3/76	49ers	17–6	SF	9/20/92	49ers	31–14	NY	9/30/12	49ers	34–0	NY
9/21/80	49ers	32–27	NY	9/6/98	49ers	36–30 (OT)	SF	12/11/16	Jets	23–17 (OT)	SF
10/30/83	Jets	27–13	SF	10/1/01	49ers	19–17	NY	9/20/20	49ers	31–13	NY
12/7/86	49ers	24–10	SF	10/17/04	Jets	22–14	NY				

Record: At Levi's Stadium: (0–1)	MetLife Stadium: (2–0)	Points: At Levi's Stadium: (17–23)	MetLife Stadium: (65–13)
---	-------------------------------	---	---------------------------------

	PHILADELPHIA EAGLES	Overall: 21–15–1	Home: 9–9	Away: 12–6–1
--	----------------------------	-------------------------	------------------	---------------------

Date	Win	Score	Location	Date	Win	Score	Location	Date	Win	Score	Location
10/6/51	Eagles	21–14	P	9/23/84	49ers	21–9	P	9/24/06	Eagles	38–24	SF
9/27/51	49ers	31–21	SF	11/3/85	49ers	24–13	SF	10/12/08	Eagles	40–26	SF
11/25/56	Tie	10–10	P	9/24/89	49ers	38–28	P	12/20/09	Eagles	27–13	P
10/19/58	49ers	30–24	P	10/27/91	49ers	23–7	P	10/10/10	Eagles	27–24	SF
9/27/59	49ers	24–14	SF	11/29/92	49ers	20–14	SF	10/2/11	49ers	24–23	P
9/20/64	49ers	28–24	P	1/3/94	Eagles	37–34 (OT)	SF	9/28/14	49ers	26–21	SF
11/20/66	Eagles	35–34	SF	10/2/94	Eagles	40–8	SF	10/29/17	Eagles	33–10	P
10/15/67	49ers	28–27	P	12/29/96 (w)	49ers	14–0	SF	10/4/20	Eagles	25–20	SF
12/21/69	49ers	14–13	SF	11/10/97	49ers	24–12	P	9/19/21	49ers	17–11	P
10/3/71	49ers	31–3	P	12/22/01	49ers	13–3	SF	1/29/23 (c)	Eagles	31–7	P
12/2/73	49ers	38–28	SF	11/25/02	Eagles	38–17	SF	12/3/23	49ers	42–19	P
11/30/75	Eagles	27–17	P	12/21/03	49ers	31–28 (OT)	P				
9/3/83	Eagles	22–17	SF	9/18/05	Eagles	42–3	P				

(c) – NFC Championship Game (w) – Wild Card Game

Record: At Levi's Stadium: (1–1)	Lincoln Financial Field: (4–4)	Points: At Levi's Stadium: (46–46)	Lincoln Financial Field: (147–214)
---	---------------------------------------	---	---

	PITTSBURGH STEELERS	Overall: 13–10	Home: 6–5	Away: 7–5
--	----------------------------	-----------------------	------------------	------------------

Date	Win	Score	Location	Date	Win	Score	Location	Date	Win	Score	Location
10/14/51	49ers	28–24	P	9/19/77	Steelers	27–0	P	11/7/99	Steelers	27–6	SF
12/7/52	Steelers	24–7	SF	11/27/78	Steelers	24–7	SF	11/17/03	49ers	30–14	SF
11/20/54	49ers	31–3	P	11/1/81	49ers	17–14	P	9/23/07	Steelers	37–16	P
9/28/58	49ers	23–20	SF	10/14/84	Steelers	20–17	SF	12/19/11	49ers	20–3	SF
10/29/61	Steelers	20–10	P	9/13/87	Steelers	30–17	P	9/20/15	Steelers	43–18	P
9/26/65	49ers	27–17	SF	10/21/90	49ers	27–7	SF	9/22/19	49ers	24–20	SF
11/24/68	49ers	45–28	P	9/5/93	49ers	24–13	P	9/10/23	49ers	30–7	P
12/15/73	Steelers	37–14	SF	12/15/96	49ers	25–15	P				


Record: At Levi's Stadium: (1–0)	Acisure Stadium: (1–2)	Points: At Levi's Stadium: (24–20)	Acisure Stadium: (64–87)
---	-------------------------------	---	---------------------------------

	SEATTLE SEAHAWKS	Overall: 22–30	Home: 12–13	Away: 10–17
--	-------------------------	-----------------------	--------------------	--------------------

Date	Win	Score	Location	Date	Win	Score	Location	Date	Win	Score	Location
9/26/76	49ers	37–21	S	9/14/08	49ers	33–30 (OT)	S	1/1/17	Seahawks	25–23	SF
10/7/79	Seahawks	35–24	SF	10/26/08	Seahawks	34–13	SF	9/17/17	Seahawks	12–9	S
11/25/85	49ers	19–6	SF	9/20/09	49ers	23–10	SF	11/26/17	Seahawks	24–13	SF
9/25/88	49ers	38–7	S	12/6/09	Seahawks	20–17	S	12/2/18	Seahawks	43–16	S
12/8/91	49ers	24–22	S	9/12/10	Seahawks	31–6	S	12/16/18	49ers	26–23 (OT)	SF
12/21/97	Seahawks	38–9	S	12/12/10	49ers	40–21	SF	11/11/19	Seahawks	27–24 (OT)	SF
10/14/02	49ers	28–21	S	9/11/11	49ers	33–17	SF	12/29/19	49ers	26–21	S
12/1/02	49ers	31–24	SF	12/24/11	49ers	19–17	S	11/1/20	Seahawks	37–27	S
10/12/03	Seahawks	20–19	S	10/18/12	49ers	13–6	SF	1/3/21	Seahawks	26–23	SF*
12/27/03	Seahawks	24–17	SF	12/23/12	Seahawks	42–13	S	10/3/21	Seahawks	28–21	SF
9/26/04	Seahawks	34–0	S	9/15/13	Seahawks	29–3	S	12/5/21	Seahawks	30–23	S
11/7/04	Seahawks	42–27	SF	12/8/13	49ers	19–17	SF	9/18/22	49ers	27–7	SF
11/20/05	Seahawks	27–25	SF	1/19/14 (c)	Seahawks	23–17	S	12/15/22	49ers	21–13	S
12/11/05	Seahawks	41–3	S	11/27/14	Seahawks	19–3	SF	1/14/23 (w)	49ers	41–23	SF
11/19/06	49ers	20–14	SF	12/14/14	Seahawks	17–7	S	11/23/23	49ers	31–13	S
12/14/06	49ers	24–14	S	10/22/15	Seahawks	20–3	SF	12/10/23	49ers	28–16	SF
9/30/07	Seahawks	23–3	SF	11/22/15	Seahawks	29–13	S				
11/12/07	Seahawks	24–0	S	9/25/16	Seahawks	37–18	S				

(c) – NFC Championship Game (w) – Wild Card Game (*) – State Farm Stadium (Arizona)


Record: At Levi's Stadium: (4–6)	Lumen Field: (7–16)	Points: At Levi's Stadium: (209–212)	Lumen Field: (373–598)
---	----------------------------	---	-------------------------------

	TAMPA BAY BUCCANEERS	Overall: 20–7	Home: 14–3	Away: 6–4
---	-----------------------------	----------------------	-------------------	------------------

Date	Win	Score	Location	Date	Win	Score	Location	Date	Win	Score	Location
10/30/77	49ers	20–10	SF	11/18/90	49ers	31–7	SF	12/23/07	49ers	21–19	SF
12/10/78	49ers	6–3	SF	12/19/92	49ers	21–14	SF	11/21/10	Bucs	21–0	SF
12/9/79	49ers	23–7	SF	11/14/93	49ers	45–21	TB	10/9/11	49ers	48–3	SF
10/26/80	Bucs	24–23	SF	10/23/94	49ers	41–16	SF	12/15/13	49ers	33–14	TB
12/4/83	49ers	35–21	SF	8/31/97	Bucs	13–6	TB	10/23/16	Bucs	34–17	SF
11/18/84	49ers	24–17	SF	1/12/03 (d)	Bucs	31–6	TB	11/25/18	Bucs	27–9	TB
9/7/86	49ers	31–7	TB	10/19/03	49ers	24–7	SF	9/8/19	49ers	31–17	TB
11/22/87	49ers	24–10	TB	11/21/04	Bucs	35–3	TB	12/11/22	49ers	35–7	SF
9/17/89	49ers	20–16	TB	10/30/05	49ers	15–10	SF	11/19/23	49ers	27–14	SF

(d) – NFC Divisional Playoff

Record: At Levi's Stadium: (2–1)	Raymond James Stadium: (2–3)	Points: At Levi's Stadium: (79–55)	Raymond James Stadium: (82–124)
---	-------------------------------------	---	--

	TENNESSEE TITANS	Overall: 9–6	Home: 4–3	Away: 5–3
---	-------------------------	---------------------	------------------	------------------

Date	Win	Score	Location	Date	Win	Score	Location	Date	Win	Score	Location
11/15/70	49ers	30–20	H	11/8/87	49ers	27–20	SF	11/27/05	Titans	33–22	T
12/7/75	Oilers	27–13	SF	10/7/90	49ers	24–21	H	11/08/09	Titans	34–27	SF
9/17/78	Oilers	20–19	H	12/25/93	Oilers	10–7	SF	10/20/13	49ers	31–17	T
12/13/81	49ers	28–6	SF	10/27/96	49ers	10–9	H	12/17/17	49ers	25–23	SF
10/21/84	49ers	34–21	H	10/3/99	49ers	24–22	SF	12/23/21	Titans	20–17	T

(H) – Houston

Record: At Levi's Stadium: (1–0)	Nissan Stadium: (1–2)	Points: At Levi's Stadium: (25–23)	Nissan Stadium: (70–70)
---	------------------------------	---	--------------------------------

	WASHINGTON COMMANDERS	Overall: 23–12–1	Home: 13–4–1	Away: 10–8
---	------------------------------	-------------------------	---------------------	-------------------

<u>Date</u>	<u>Win</u>	<u>Score</u>	<u>Location</u>	<u>Date</u>	<u>Win</u>	<u>Score</u>	<u>Location</u>	<u>Date</u>	<u>Win</u>	<u>Score</u>	<u>Location</u>
11/16/52	49ers	23–17	W	1/8/84 (c)	Washington	24–21	W	9/22/02	49ers	20–10	SF
9/26/54	49ers	41–7	SF	9/10/84	49ers	37–31	SF	12/18/04	Washington	26–16	SF
11/13/55	Washington	7–0	W	12/1/85	49ers	35–8	W	10/23/05	Washington	52–17	W
9/17/61	49ers	35–3	SF	11/17/86	Washington	14–6	W	12/28/08	49ers	27–24	SF
11/12/67	Washington	31–28	W	11/21/88	49ers	37–21	SF	11/6/11	49ers	19–11	W
10/5/69	Tie	17–17	SF	9/16/90	49ers	26–13	SF	11/25/13	49ers	27–6	W
9/20/70	49ers	26–17	SF	1/12/91 (d)	49ers	28–10	SF	11/23/14	49ers	17–13	SF
12/26/71 (d)	49ers	24–20	SF	1/9/93 (d)	49ers	20–13	SF	10/15/17	Washington	26–24	W
11/11/73	Washington	33–9	W	11/6/94	49ers	37–22	W	10/20/19	49ers	9–0	W
11/7/76	Washington	24–21	SF	11/24/96	49ers	19–16 (OT)	W	12/13/20	Washington	23–15	SF*
10/29/78	Washington	38–20	W	9/14/98	49ers	45–10	W	12/24/22	49ers	37–20	SF
10/4/81	49ers	30–17	W	12/26/99	Washington	26–20 (OT)	SF	12/31/23	49ers	27–10	W

(c) – NFC Championship Game (d) – NFC Divisional Playoff (*) – State Farm Stadium (Arizona)

Record: At Levi's Stadium: (2–0)	Commanders Field: (5–2)	Points: At Levi's Stadium: (54–33)	Commanders Field: (168–115)
---	--------------------------------	---	------------------------------------

49ERS PRIMETIME GAMES

(NATIONAL FOOTBALL LEAGUE - 1970-PRESENT)

Prime Time 76-47 (home - 46-25, road - 30-22)
Monday Nights 52-31 (home - 30-15, road - 22-16)
Sunday Nights 18-18 (home - 13-9, road - 5-9)
Thursday Nights 12-8 (home - 5-5, road - 7-3)
Thanksgiving Day 2-2 (home - 0-1, road - 2-1)

Friday Nights 2-0 (home - 2-0)
Saturday Nights 2-3 (home - 2-1, road - 0-2)
Games After Monday 45-26 (home - 31-8, road - 14-18)
Games After Monday Win 30-15 (home - 18-3, road - 12-12)
Games After Monday Loss 15-11 (home - 13-5, road - 2-6)

49ERS ON MONDAY NIGHTS

YEAR	DATE	OPPONENT	SCORE	W/L	ATTEND.
2023	Oct. 23	at Min.	22-17	L	66,975
	Dec. 25	Bal.	33-19	L	71,812
2022	Oct. 3	LAR	24-9	W	71,597
	Nov. 21	at Arz. (M.C.)	38-10	W	78,427
2021	Nov. 15	LAR	31-10	W	64,256
2020	Dec. 7	Buf.	34-24	L	---
2019	Oct. 7	Cle.	31-3	W	70,585
	Nov. 11	Sea.	27-24 (OT)	L	71,404
2018	Oct. 15	at GB	33-30	L	77,642
	Nov. 12	NYG	27-23	L	69,409
2016	Sept. 12	LA Rams	28-0	W	70,178
2015	Sept. 14	Min.	20-3	W	70,799
2014	Oct. 13	at StL	31-17	W	56,851
2013	Nov. 25	at Was.	27-6	W	79,773
	Dec. 23	Atl.	34-24	W	69,732
2012	Oct. 29	at Arz.	24-3	W	62,810
	Nov. 19	Chi.	32-7	W	69,732
2011	Dec. 19	Pit.	20-3	W	69,732
2010	Sept. 20	NO	25-22	L	69,732
	Nov. 29	at Arz.	27-6	W	62,308
2009	Dec. 14	Arz.	24-9	W	69,732
2008	Nov. 10	at Arz.	24-29	L	64,519
2007	Sept. 10	Arz.	20-17	W	68,111
	Nov. 12	at Sea.	0-24	L	68,331
2003	Nov. 17	Pit.	30-14	W	67,877
2002	Oct. 14	at Sea.	28-21	W	66,420
	Nov. 25	Phi.	17-38	L	67,919
	Dec. 30	at StL	21-30	L	66,118
2001	Oct. 1	at NYJ	19-17	W	78,722
1999	Sept. 27	at Ari.	24-10	W	72,100
	Nov. 29	GB	3-20	L	68,304
	Jan. 3	at Atl.	29-34	L	57,980
1998	Sept. 14	at Was.	45-10	W	76,798
	Nov. 30	NYG	31-7	W	68,212
	Dec. 14	Det.	35-13	W	68,585
1997	Sept. 29	at Car.	34-21	W	70,972
	Nov. 10	at Phi.	24-12	W	67,133
	Dec. 15	Den.	34-17	W	68,461
1996	Oct. 14	at GB	20-23 (OT)	L	60,716
	Dec. 2	at Atl.	34-10	W	46,318
	Dec. 23	Det.	24-14	W	61,921
1995	Sept. 25	at Det.	24-27	L	76,236
	Nov. 20	at Mia.	44-20	W	73,080
	Dec. 18	Min.	37-30	W	64,975
1994	Sept. 5	LA Raiders	44-14	W	68,032
	Nov. 28	at NO	35-14	W	61,304
	Dec. 26	at Min.	14-21	L	63,326
1993	Sept. 13	at Cle.	13-23	L	78,218
	Nov. 22	NO	42-7	W	66,500
	Jan. 3	Phi.	34-37 (OT)	L	61,653
1992	Nov. 9	at Atl.	41-3	W	67,404
	Dec. 28	Det.	24-6	W	55,907
1991	Sept. 2	at NYG	14-16	L	76,319
	Nov. 25	at LA Rams	33-10	W	61,881
	Dec. 23	Chi.	52-14	W	60,419
1990	Sept. 10	at NO	13-12	W	68,629
	Dec. 3	NYG	7-3	W	66,092
1989	Dec. 17	at LA Rams	26-10	W	65,619
	Nov. 6	NO	31-13	W	63,461
	Nov. 27	NYG	34-24	W	63,461
	Dec. 11	at LA Rams	30-27	W	67,959
1988	Oct. 24	at Chi.	9-10	L	65,293
	Nov. 21	Was.	37-21	W	59,268
1987	Oct. 5	at NYG	41-21	W	16,471
	Dec. 14	Chi.	41-0	W	63,509
1986	Nov. 17	at Was.	6-14	L	54,774
	Dec. 1	NYG	17-21	L	59,777
1985	Nov. 11	at Den.	16-17	L	73,173
	Nov. 25	Sea.	19-6	W	57,482
	Dec. 9	LA Rams	20-27	L	60,581
1984	Sept. 10	Was.	37-31	W	59,707
	Oct. 8	at NYG	31-10	W	76,112
1983	Dec. 19	Dal.	42-17	W	59,957
1978	Nov. 27	Pit.	7-24	L	51,657
1977	Sept. 19	at Pit.	0-27	L	48,046
	Dec. 12	Dal.	35-42	L	55,848
1976	Oct. 11	at LA Rams	16-0	W	84,483
	Nov. 29	Min.	20-16	W	56,775
1974	Oct. 14	at Det.	13-17	L	45,199
	Nov. 4	LA Rams	13-15	L	57,526
1973	Nov. 26	GB	20-6	W	49,244
1972	Dec. 4	LA Rams	16-26	L	60,175
1971	Dec. 6	KC	17-26	L	45,306

49ERS ON SUNDAY NIGHTS

YEAR	DATE	OPPONENT	SCORE	W/L	ATTEND.
2023	Oct. 8	Dal.	42-10	W	71,617
2022	Sept. 25	at Den.	10-11	L	77,021
2021	Sept. 26	GB	28-30	L	69,853
	Oct. 24	Ind.	18-30	L	56,576
2020	Oct. 4	Phi.	20-25	L	---
	Oct. 18	LA Rams	24-16	W	---
2019	Nov. 24	GB	37-8	W	71,500
	Dec. 29	at Sea.	26-21	W	69,162
2015	Oct. 11	at NYG	27-30	L	78,515
2014	Oct. 19	at Den.	17-42	L	77,047
	Sept. 14	Chi.	20-28	L	70,799
2013	Oct. 6	Hou.	34-3	W	69,732
	Sept. 15	at Sea.	3-29	L	68,338
2012	Dec. 23	at Sea.	13-42	L	68,161
	Dec. 16	at NE	41-34	W	68,756
	Sept. 16	Det.	27-19	W	69,732
2010	Oct. 10	Phi.	27-24	L	69,732
2005	Oct. 2	at Arz. (M.C.)	14-31	L	103,467
2004	Oct. 3	StL	14-24	L	66,696
	Oct. 31	at Chi.	13-23	L	62,054
2003	Oct. 12	at Sea.	19-20	L	66,437
2001	Oct. 7	Car.	24-14	W	66,944
	Dec. 2	Buf.	35-0	W	67,252
1999	Dec. 26	Was.	20-26 (OT)	L	68,329
1998	Nov. 22	NO	31-20	W	68,429
	Dec. 21	at Sea.	9-38	L	66,253
1996	Nov. 3	at NO	24-17	W	53,297
1995	Dec. 3	Buf.	27-17	W	65,568
1994	Nov. 20	LA Rams	31-27	W	62,774
1993	Dec. 5	Cin.	21-8	W	60,039
1992	Sept. 27	at NO	16-10	W	68,591
1990	Nov. 11	at Dal.	24-6	W	62,966
1988	Dec. 18	LA Rams	16-38	L	62,444
1987	Nov. 29	Cle.	38-24	W	60,243
	Dec. 27	LA Rams	48-0	W	57,953
1982	Dec. 19	Atl.	7-17	L	53,234

49ERS ON THURSDAY NIGHTS

YEAR	DATE	OPPONENT	SCORE	W/L	ATTEND.
2023	Sept. 21	NYG	30-12	W	71,593
	Nov. 23	at Sea.	31-13	W	68,702
2022	Dec. 15	at Sea.	21-13	W	68,957
2021	Dec. 23	at Ten.	20-17	L	69,361
2020	Nov. 5	GB	34-17	L	---
2019	Oct. 31	at Arz.	28-25	W	60,986
2018	Nov. 1	Oak.	34-3	W	69,592
2017	Sept. 21	LA Rams	41-39	L	70,178
2016	Oct. 6	Arz.	33-21	L	70,178
2015	Oct. 22	Sea.	20-3	L	70,799
2014	Nov. 27	Sea.	19-3	L	70,799
2013	Sept. 26	at StL	35-11	W	56,640
2012	Oct. 18	Sea.	13-6	W	69,732
2011	Nov. 24	at Bal.	16-6	L	71,345
2010	Dec. 16	at SD	34-7	L	67,820
2009	Nov. 12	Chi.	10-6	W	69,732
2006	Dec. 14	at Sea.	24-14	W	67,650
2002	Sept. 5	at NYG	16-13	W	78,748
1983	Sept. 8	at Min.	48-17	W	58,167
1982	Dec. 2	LA Rams	30-24	W	58,574

49ERS ON THURSDAY THANKSGIVING DAY GAMES

YEAR	DATE	OPPONENT	SCORE	W/L	ATTEND.
2023	Nov. 23	at Sea.	31-13	W	68,702
2014	Nov. 27	Sea.	19-3	L	70,799
2011	Nov. 24	at Bal.	16-6	L	71,345
1972	Nov. 23	at Dal.	31-10	W	65,214

49ERS ON FRIDAY NIGHTS

YEAR	DATE	OPPONENT	SCORE	W/L	ATTEND.
1986	Dec. 19	LA Rams	24-14	W	60,266
1984	Dec. 14	LA Rams	19-16	W	59,743

49ERS ON SATURDAY NIGHTS

YEAR	DATE	OPPONENT	SCORE	W/L	ATTEND.
2019	Dec. 21	vs. LAR	34-31	W	70,103
2014	Dec. 20	vs. SD	38-35	L	70,699
2007	Dec. 13	vs. Cin.	20-13	W	68,053
1999	Dec. 18	at Car.	24-41	L	62,373
1993	Dec. 11	at Atl.	24-27	L	64,688

49ERS MONDAY NIGHT SINGLE GAME RECORDS

RUSHING YARDS

NAME	ATT	YDS	OPPONENT	DATE
Hearst, Garrison	24	198	Det.	12/14/98
Hyde, Carlos	26	168	Min.	9/14/15
Gore, Frank	25	167	Arz.	12/14/09
Hearst, Garrison	20	166	NYG	11/30/98
Jackson, Wilbur	30	156	Min.	11/29/76
Williams, Delvin	20	153	Min.	11/29/76
Hearst, Garrison	28	141	at Car.	9/29/77
Hearst, Garrison	22	138	at Was.	9/14/98
Westbrook, Brian	23	136	at Arz.	11/29/10
Carter, Dexter	13	124	at LA Rams	12/17/90

RECEIVING YARDS

NAME	NO	YDS	OPPONENT	DATE
Rice, Jerry	14	289	Min.	12/18/95
Taylor, John	11	286	at LA Rams	12/11/89
Rice, Jerry	10	241	LA Rams	12/9/85
Rice, Jerry	12	204	at Was.	11/17/86
Rice, Jerry	11	181	at Det.	9/25/95
Rice, Jerry	7	169	LA Rams	9/5/94
Owens, Terrell	13	166	Phi.	11/25/02
Owens, Terrell	8	155	Pit.	11/17/03
Rice, Jerry	8	149	at Mia.	11/20/95
Rice, Jerry	6	143	at Atl.	1/3/00
Owens Terrell	5	140	NYG	11/30/98

TOTAL YARDS FROM SCRIMMAGE – RUSH/RECEIVING

NAME	RUSH	REC	TOTAL	OPPONENT	DATE
Rice, Jerry	10	289	299	Min.	12/18/95
Taylor, John	0	286	286	at LA Rams	12/11/89
Rice, Jerry	14	241	255	LA Rams	12/9/85
Rice, Jerry	9	204	213	at Was.	11/17/86
Hearst, Garrison	198	0	198	Det.	12/14/98
Rice, Jerry	23	169	192	LA Raiders	9/5/94
Hyde, Carlos	168	14	182	Min.	9/14/15
Rice, Jerry	0	181	181	at Det.	9/25/95

LONG PUNTS

NAME	YDS	OPPONENT	DATE
Wishnowsky, Mitch	65	Sea.	11/11/19
Lee, Andy	63	at Arz.	11/10/08
Lee, Andy	62	Pit.	12/19/11
Wilmsmeyer, Klaus	61	at Cle.	9/13/93
Wishnowsky, Mitch	60	Cle.	10/7/19
Lee, Andy	60	at Sea.	11/12/07
Lee, Andy	58	at Was.	11/25/13

LONG PUNT RETURNS

NAME	YDS	OPPONENT	DATE
Taylor, John	95t	Was.	11/21/88
McLemore, Dana	83t	Chi.	12/14/87
McLemore, Dana	79t	at NYG	10/8/84
Carter, Dexter	78t	Min.	12/18/95
Levy, Chuck	73t	at Phi.	11/10/97
McLemore, Dana	56t	Dal.	12/19/83

LONG KICKOFF RETURNS

NAME	LG	OPPONENT	DATE
Rossum, Allen	104t	at Arz.	11/10/08
Sutherland, Vinny	65	at NYJ	10/1/01
Tillman, Spencer	60	NYG	11/27/89
Carter, Dexter	60	Phi.	1/3/93
Washington, Vic	57	LA Rams	12/4/72

LONG INTERCEPTION RETURNS

NAME	LG	OPPONENT	DATE
Bowman, NaVorro	89t	Atl.	12/23/13
Hanks, Merton	67t	NO	11/22/93
Parrish, Tony	60	at StL	12/30/02
Hanks, Merton	55t	Den.	12/15/97
Woodall, Lee	55	Den.	12/15/97

LONG FIELD GOALS

NAME	LG	OPPONENT	DATE
Dawson, Phil	54	at StL	10/13/14
Gould, Robbie	53	vs. NYG	11/12/18
Cofer, Mike	52	at NO	9/10/90
Cofer, Mike	52	Was.	11/21/88
Gould, Robbie	50	vs. LAR	11/15/21
Dawson, Phil	49	Atl.	12/23/13
Dawson, Phil	49	at Was.	11/25/13
Cortez, Jose	49	at NYJ	10/1/01
Wilkins, Jeff	49	Det.	12/23/96

LONG FUMBLE RETURNS

NAME	YDS	OPPONENT	DATE
Griffin, Don	99t	Chi.	12/22/91
Young, Bryant	43	at Atl.	12/2/96
Greene, Kevin	40t	Den.	12/15/97
Hanks, Merton	38t	at Phi.	11/10/97

LONG RUNS FROM SCRIMMAGE

NAME	LG	OPPONENT	DATE
Breida, Matt	83t	Cle.	10/7/19
Barlow, Kevan	78t	Pit.	11/17/03
Carter, Dexter	74t	at LA Rams	12/17/90
Hearst, Garrison	70t	NYG	11/30/98
Phillips, Lawrence	68t	at Arz.	9/27/99
Jackson, Wilbur	64	at Det.	10/14/74

LONG PASS COMPLETIONS

NAME	LG	OPPONENT	DATE
J. Montana to J. Taylor	95t	at LA Rams	12/17/89
J. Montana to J. Taylor	92t	at LA Rams	12/17/89
C. Kaepernick to B. Lloyd	80t	at StL	10/13/14
J. Montana to J. Rice	80t	Was.	11/21/88
S. Young to T. Owens	79t	NYG	11/30/98
S. Bono to J. Taylor	78	at LA Rams	11/25/91
J. Montana to F. Solomon	77t	Dal.	12/19/83
S. Young to J. Rice	73t	at NYG	9/2/91

MOST PASSING YARDS

NAME	ATT	CMP	YDS	OPPONENT	DATE
Montana, Joe	42	30	458	at LA Rams	12/11/89
Montana, Joe	60	33	441	at Was.	11/17/86
Young, Steve	49	30	425	Min.	12/18/95
Grbac, Elvis	41	31	382	at Mia.	11/20/95
Montana, Joe	40	24	381	Was.	9/10/84
Garcia, Jeff	34	26	373	at Atl.	1/3/00
Young, Steve	44	27	348	at Det.	9/25/95
Kaepernick, Colin	36	22	343	at StL	10/13/14
Young, Steve	32	21	338	Chi.	12/23/91
Montana, Joe	36	26	328	LA Rams	12/9/85
Mullens, Nick	39	26	316	Buf.	12/7/20
Young, Steve	32	19	308	LA Raiders	9/5/94
Bono, Steve	33	18	306	at LA Rams	11/25/91
Young, Steve	32	21	303	at Was.	9/14/98

49ERS MONDAY NIGHT CAREER RECORDS

SCORING

NAME	R	P	RT	2PT	PAT	FG	TOT
Rice, Jerry	2	30	-	1	-	-	194
Cofer, Mike	-	-	-	-	52	18/32	106
Wersching, Ray	-	-	-	-	32	13/17	71
Owens, Terrell	-	11	-	-	-	-	66
Jones, Brent	-	10	-	-	-	-	60
Taylor, John	-	9	1	-	-	-	60
Gould, Robbie	-	-	-	-	24	11/15	49
Young, Steve	9	-	-	-	-	-	54
Wilkins, Jeff	-	-	-	-	14	11/11	47

PASSING YARDS

NAME	G	ATT	CMP	YDS	PCT	TD	INT	LG
Young, Steve	25	585	377	4,608	64.4	42	12	79t
Montana, Joe	18	600	357	4,482	59.5	33	15	95t
Kaepernick, Colin	6	129	83	1,183	64.3	9	0	80t
Garoppolo, Jimmy	5	150	95	1,078	63.3	10	1	57t
Smith, Alex	6	176	105	1,078	59.7	7	4	47t
Garcia, Jeff	6	143	94	1,044	65.7	7	2	62
Grbac, Elvis	5	118	79	829	66.9	7	4	47t

RUSHING YARDS

NAME	G	ATT	YDS	AVG	LG	TD
Hearst, Garrison	10	199	1,055	5.3	70t	5
Gore, Frank	12	205	921	4.5	36	5
Craig, Roger	17	239	817	3.4	25	1
Young, Steve	23	106	663	6.3	26t	9
Watters, Ricky	8	99	498	5.0	43	2
Tyler, Wendell	6	77	389	5.1	36	1
Jackson, Wilbur	6	99	357	3.6	64	0
Barlow, Kevan	5	42	333	7.9	78t	2
Williams, Delvin	5	72	304	4.2	30	0

RECEPTIONS

NAME	G	NO	YDS	AVG	LG	TD
Rice, Jerry	38	211	3,377	16.0	80t	30
Craig, Roger	17	78	654	8.4	33	4
Owens, Terrell	15	70	971	13.9	79t	11
Jones, Brent	22	66	846	12.8	41	6
Taylor, John	16	64	1,096	17.1	95t	8
Stokes, J.J.	14	49	597	12.2	47	1
Kittle, George	8	42	545	13.0	58	4

INTERCEPTIONS

NAME	G	NO	YDS	AVG	LG	TD
Hanks, Merton	22	7	143	20.4	67t	1
Lott, Ronnie	4	5	63	12.6	26	0
McDonald, Tim	21	4	46	11.5	21	0
Griffin, Don	8	4	25	6.3	23	0
Brown, Tarell	9	3	6	2.0	5	0
Goldson, Dashon	7	3	24	8.0	21	0
Williamson, Carlton	3	3	109	36.3	82	0
Wright, Eric	3	3	85	28.3	48t	1

PUNT RETURN YARDS

NAME	G	NO	YDS	AVG	LG	FC	TD
Taylor, John	12	31	386	12.5	95t	12	1
McLemore, Dana	7	19	310	16.3	83t	10	3
Carter, Dexter	11	27	293	10.9	78t	15	1
Ginn Jr., Ted	4	11	132	12.0	42	3	0
Levy, Chuck	5	5	101	20.2	73t	1	1
McQuarters, R.W.	5	11	98	8.9	26	1	0

TOTAL YARDS FROM SCRIMMAGE

NAME	TOTAL YARDS	RUSH	REC
Rice, Jerry	3,463	86	3,377
Craig, Roger	1,471	817	654
Hearst, Garrison	1,203	1,055	148
Taylor, John	1,153	5	1,148
Gore, Frank	1,041	921	120
Jones, Brent	1,011	0	1,011
Owens, Terrell	977	4	973
Watters, Ricky	689	498	191

PUNTING AVERAGE

NAME	G	NO	YDS	AVG	LG	BLKD
Lee, Andy	12	54	2,554	47.3	63	0
Wishnowsky, Mitch	8	25	1,172	46.9	65	0
Pinoin, Bradley	4	16	718	44.9	52	0
Stanley, Chad	3	17	694	40.8	52	0
Thompson, Tommy	9	33	1,339	40.6	54	1
Wittum, Tom	7	42	1,689	40.2	52	0
Wilmsmeyer, Klaus	8	22	882	40.1	61	0

KICKOFF RETURN YARDS

NAME	G	NO	YDS	AVG	LG	TD
Carter, Dexter	16	43	1,038	24.1	60	0
Washington, Vic	3	8	226	28.3	57	0
Hofer, Paul	4	10	223	22.3	48	0
Levy, Chuck	5	11	214	19.5	31	0
Hicks, Maurice	2	8	191	23.9	33	0
Rossum, Allen	1	4	186	46.5	104t	1
Monroe, Carl	5	10	174	17.4	45	0
Ginn Jr., Ted	4	7	168	24.0	41	0
Williams, Jimmy	2	8	162	20.3	33	0
Flagler, Terrence	3	8	161	20.1	40	0
Tillman, Spencer	3	7	157	22.4	60	0

49ERS OFFENSIVE AND DEFENSIVE RANKINGS

Year	OFFENSE			DEFENSE		
	Total	Rush	Pass	Total	Rush	Pass
1970	321.6 (2)	112.9 (17)	208.8 (1)	283.7 (13)	128.5 (18)	155.2 (9)
1971	336.1 (3)	152.1 (9)	184.1 (4)	262.8 (6)	119.1 (9)	143.6 (7)
1972	310.8 (8)	115.4 (21)	195.4 (2)	287.6 (14)	131.9 (13)	155.6 (15)
1973	301.7 (8)	124.5 (21)	177.2 (4)	309.2 (20)	140.2 (10)	169.0 (22)
1974	284.9 (14)	141.5 (11)	143.4 (19)	283.1 (12)	145.2 (18)	137.9 (6)
1975	297.0 (16)	114.1 (25)	182.9 (5)	287.6 (10)	130.6 (9)	156.9 (11)
1976	291.8 (18)	174.8 (5)	117.0 (23)	254.4 (2)	127.6 (5)	126.9 (4)
1977	256.7 (22)	149.0 (10)	107.7 (25)	246.9 (3)	133.5 (12)	113.4 (4)
1978	252.9 (27)	130.7 (21)	122.3 (25)	314.0 (21)	147.8 (17)	166.2 (18)
1979	348.3 (6)	120.8 (20)	227.6 (3)	337.1 (20)	138.3 (15)	198.8 (24)
1980	332.5 (12)	108.9 (24)	223.6 (5)	373.1 (27)	138.6 (23)	234.4 (27)
1981	342.8 (13)	121.3 (19)	221.4 (7)	297.7 (2)	119.9 (12)	177.8 (3)
1982	360.2 (3)	82.2 (28)	278.0 (2)	337.2 (21)	133.2 (21)	204.0 (16)
1983	378.4 (4)	141.1 (8)	237.3 (5)	324.3 (10)	121.0 (9)	203.3 (15)
1984	397.9 (2)	154.1 (3)	243.8 (4)	323.5 (10)	112.2 (7)	211.3 (17)
1985	370.0 (2)	139.5 (10)	230.5 (5)	324.4 (14)	105.2 (7)	219.2 (21)
1986	380.1 (3)	124.1 (10)	256.0 (2)	305.0 (6)	97.2 (3)	207.8 (17)
1987	399.1 (1)	149.1 (1)	250.0 (2)	273.0 (1)	107.4 (5)	165.6 (1)
1988	368.8 (2)	157.7 (2)	211.1 (10)	285.9 (3)	99.2 (3)	186.7 (8)
1989	391.8 (1)	122.9 (10)	268.9 (2)	288.6 (4)	86.4 (3)	202.2 (11)
1990	368.4 (2)	107.4 (18)	261.1 (2)	267.1 (3)	78.6 (2)	188.4 (12)
1991	366.1 (3)	116.3 (11)	249.8 (2)	284.6 (6)	94.5 (5)	190.1 (11)
1992	387.2 (1)	144.7 (3)	242.5 (3)	299.2 (15)	88.6 (4)	210.6 (26)
1993	402.2 (1)	133.3 (3)	268.9 (2)	312.3 (15)	112.5 (16)	199.8 (16)
1994	378.8 (2)	118.6 (6)	260.2 (4)	302.4 (8)	83.6 (2)	218.8 (17)
1995	380.4 (2)	92.4 (23)	288.0 (1)	274.9 (1)	66.3 (1)	208.6 (11)
1996	344.1 (6)	115.4 (10)	228.7 (7)	291.3 (7)	93.6 (5)	197.8 (11)
1997	319.5 (12)	123.1 (8)	196.4 (18)	250.8 (1)	85.4 (2)	165.4 (2)
1998	425.0 (1)	159.0 (1)	266.0 (2)	333.9 (23)	100.6 (9)	233.3 (29)
1999	336.3 (10)	130.9 (1)	205.3 (21)	355.4 (28)	101.2 (15)	254.2 (31)
2000	377.5 (4)	112.6 (18)	264.9 (4)	356.8 (29)	112.1 (16)	244.7 (29)
2001	355.6 (4)	140.3 (2)	215.3 (14)	309.6 (13)	98.2 (9)	211.4 (19)
2002	356.3 (8)	140.3 (6)	216.1 (14)	322.4 (14)	103.2 (7)	219.1 (22)
2003	355.4 (5)	142.4 (5)	213.0 (10)	308.0 (13)	105.6 (9)	202.4 (17)
2004	286.6 (26)	90.6 (30)	196.0 (20)	342.6 (24)	124.7 (20)	217.9 (19)
2005	224.2 (32)	105.6 (17)	118.6 (32)	391.2 (32)	114.5 (18)	276.7 (32)
2006	303.8 (26)	135.8 (6)	168.0 (29)	344.2 (26)	121.0 (19)	223.2 (26)
2007	237.3 (32)	92.3 (27)	145.0 (32)	346.2 (25)	118.5 (22)	227.7 (22)
2008	311.1 (23)	99.9 (27)	211.2 (13)	326.0 (13)	106.8 (13t)	219.2 (20)
2009	290.8 (27)	100.0 (25)	190.8 (22)	326.4 (15)	97.0 (6)	229.4 (20)
2010	313.3 (24)	103.6 (19)	209.8 (18)	327.8 (13)	96.7 (6)	231.1 (24)
2011	310.9 (26)	127.8 (8)	183.1 (29)	308.2 (4)	77.3 (1)	230.9 (16)
2012	361.8 (11)	155.7 (4)	206.1 (23)	294.4 (3)	94.2 (4)	200.2 (4)
2013	323.8 (24)	137.6 (3)	186.2 (30)	316.9 (5)	95.9 (4)	221.0 (7)
2014	327.4 (20)	136.0 (4)	191.4 (30)	321.4 (5)	100.8 (7)	220.7 (5)
2015	303.8 (31)	96.5 (21)	207.3 (29)	387.4 (29)	126.3 (29)	261.2 (27)
2016	308.1 (31)	126.2 (4)	181.9 (32)	406.4 (32)	165.9 (32)	240.5 (14)
2017	349.2 (12)	103.9 (21)	245.3 (9)	351.6 (24)	116.3 (21t)	235.3 (22)
2018	360.6 (16)	118.9 (13)	241.7 (15)	346.6 (13)	113.4 (14t)	233.3 (11)
2019	381.1 (4)	144.1 (2)	237.0 (13)	281.8 (2)	112.6 (17)	169.2 (1)
2020	370.1 (15)	118.1 (15)	252.1 (12)	314.4 (5)	106.4 (7)	207.9 (4)
2021	375.7 (7)	127.4 (7)	248.3 (12)	310.0 (3)	103.5 (7)	206.5 (6)
2022	365.6 (5)	138.8 (8)	226.8 (13)	300.6 (1)	77.7 (2)	222.9 (20)
2023	398.4 (2)	140.5 (3)	257.9 (4)	303.9 (8)	89.7 (3)	214.2 (14)

49ERS OVERTIME GAMES [NATIONAL FOOTBALL LEAGUE - 1976-PRESENT]

October 31, 1976 – Cardinals 23, 49ers 20 (StL)
 December 5, 1976 – Chargers 13, 49ers 7 (SD)
 November 13, 1977 – 49ers 10, Saints 7 (NO)
 September 14, 1980 – 49ers 24, Cardinals 21 (SF)
 December 7, 1980 – 49ers 38, Saints 35 (SF)
 October 12, 1986 – Vikings 27, 49ers 24 (SF)
 October 19, 1986 – Packers 10, Falcons 10 (ATL)
 October 9, 1988 – Broncos 16, 49ers 13 (SF)
 December 9, 1990 – 49ers 20, Bengals 17 (CIN)
 January 3, 1994 – Eagles 37, 49ers 34 (SF)
 October 14, 1996 – Packers 23, 49ers 20 (GB)
 November 10, 1996 – Cowboys 20, 49ers 17 (SF)
 November 24, 1996 – 49ers 19, Washington 16 (WAS)
 September 6, 1998 – 49ers 36, Jets 30 (SF)
 December 6, 1998 – 49ers 31, Panthers 28 (CAR)
 December 26, 1999 – Washington 26, 49ers 20 (SF)
 October 8, 2000 – Raiders 34, 49ers 28 (SF)

September 9, 2001 – 49ers 16, Falcons 13 (SF)
 October 14, 2001 – 49ers 37, Falcons 31 (ATL)
 October 28, 2001 – Bears 37, 49ers 31 (CHI)
 November 18, 2001 – 49ers 25, Panthers 22 (CAR)
 November 3, 2002 – 49ers 23, Raiders 20 (OAK)
 November 17, 2002 – Chargers 20, 49ers 17 (SD)
 September 14, 2003 – Rams 27, 49ers 24 (StL)
 October 26, 2003 – Cardinals 16, 49ers 13 (ARZ)
 December 21, 2003 – 49ers 31, Eagles 28 (PHI)
 October 10, 2004 – 49ers 31, Cardinals 28 (SF)
 December 12, 2004 – 49ers 31, Cardinals 28 (ARZ)
 January 1, 2006 – 49ers 20, Texans 17 (SF)
 December 31, 2006 – 49ers 26, Broncos 23 (DEN)
 November 25, 2007 – 49ers 37, Cardinals 31 (ARZ)
 September 14, 2008 – 49ers 33, Seahawks 30 (SEA)
 November 14, 2010 – 49ers 23, Rams 20 (SF)
 September 18, 2011 – Cowboys 27, 49ers 24 (SF)

January 22, 2012 – Giants 20, 49ers 17 (SF) (NFC–C)
 November 11, 2012 – 49ers 24, St. Louis 24 (SF)
 December 2, 2012 – Rams 16, 49ers 13 (StL)
 November 9, 2014 – 49ers 27, Saints 24 (NO)
 December 20, 2014 – Chargers 38, 49ers 35 (SF)
 December 6, 2015 – 49ers 26, Bears 20 (CHI)
 January 3, 2016 – 49ers 19, Rams 16 (SF)
 December 11, 2016 – Jets 23, 49ers 17 (SF)
 October 1, 2017 – Cardinals 18, 49ers 15 (ARZ)
 October 8, 2017 – Colts 26, 49ers 23 (IND)
 December 16, 2018 – 49ers 26, Seahawks 23 (SF)
 November 11, 2019 – Seahawks 27, 49ers 24 (SF)
 December 12, 2021 – 49ers 26, Bengals 23 (CIN)
 January 9, 2022 – 49ers 27, Rams 24 (LA)
 January 1, 2023 – 49ers 37, Raiders 34 (LV)
 February 11, 2024 – Chiefs 25, 49ers 22 (LV) (SB LVIII)

49ERS OVERTIME RECORDS

Overall Record 26–22–2 (home – 9–11–1, road – 17–10–1, neutral – 0–1)

49ERS OVERTIME GAME SUMMARIES

October 31, 1976

St. Louis 23, San Francisco 20

In the fourth quarter, St. Louis held a 14–13 lead after San Francisco missed an extra point on its previous scoring drive. San Francisco then took the lead 20–14 in the fourth when Delvin Williams scored his third touchdown of the day. With eight minutes left in the game, Cardinals quarterback Jim Hart connected with Mel Gray on a 77–yard touchdown pass for the 20–20 tie. The extra point was blocked and the two teams went into overtime. St. Louis won the overtime coin toss but was forced to punt. Tony Leonard fumbled the kick at the 43–yard line, which was recovered by the Cardinals. St. Louis then marched down field to set up Jim Bakken for the 21–yard field goal to lift the Cardinals to a 23–20 victory.

	1st	2nd	3rd	4th	OT	Final
49ers	0	13	0	7	0	20
Cardinals	7	0	7	6	3	23

December 5, 1976

San Diego 13, San Francisco 7

The 49ers and Chargers played to a scoreless tie in the first half. The defensive struggle continued into the second half and the score remained 0–0 at the end of the third quarter. On San Diego's first possession of the fourth quarter, Dan Fouts guided them on a 16–play, 80–yard scoring drive, capped by a Bo Matthews two–yard touchdown run. San Francisco answered on its next possession with a 64–yard scoring drive. Paul Hofer caught an eight–yard touchdown pass from Scott Bull to make the score 7–6. The extra point was blocked, but the Chargers Tom Graham was flagged for offsides. After the penalty was marked off, Steve Mike–Mayer connected to tie the game at seven with just over a minute left in regulation. San Diego won the overtime coin toss and elected to receive. The Chargers began their first possession on their own seven–yard line where Fouts guided them on a nine–play, 93–yard drive, which was capped by a Mercury Morris 13–yard touchdown run for the 13–7 win.

	1st	2nd	3rd	4th	OT	Final
49ers	0	0	0	7	0	7
Chargers	0	0	0	7	6	13

November 13, 1977

San Francisco 10, New Orleans 7

The 49ers got their first ever overtime victory at New Orleans. The Saints got on the board early in the first quarter on an eight–yard run by Tony Galbreath. The Saints appeared to grab a commanding lead at the end of the first half when Richard Mauti returned a Tom Wittum punt 65 yards for a touchdown 10 seconds before halftime. But a New Orleans clipping penalty nullified the score. The 49ers tied it up in the third quarter with a five–yard romp by Delvin Williams. Neither team would score again in regulation and the game went to overtime knotted at seven. The Saints won the overtime coin toss, but were unable to move the ball, giving it back to the 49ers. San Francisco started from its own 41–yard line and moved the ball down to the Saints 16, where Ray Wersching connected on a 33–yard game–winning field goal.

	1st	2nd	3rd	4th	OT	Final
49ers	0	0	7	0	3	10
Saints	7	0	0	0	0	7

September 14, 1980

San Francisco 24, St. Louis 21

San Francisco struck first on a 19–yard touchdown pass from Steve DeBerg to Paul Hofer in the second quarter. Cardinals quarterback Jim Hart quickly answered back with a 13–yard touchdown strike to Theotis Brown. The Cardinals pushed the lead to 14–7 with a Doug Marsh five–yard touchdown reception. After the 49ers tied the game at 14, St. Louis drove 75 yards in eight plays to take a 21–14 lead. With 1:51 left in regulation, the 49ers drove 80 yards and scored on a 26–yard touchdown run by Hofer, his second of the day. San Francisco won the overtime coin toss and took the ball 52 yards to the 16–yard line, where Ray Wersching kicked a 33–yard field goal for the 24–21 win.

	1st	2nd	3rd	4th	OT	Final
49ers	0	7	0	14	3	24
Cardinals	0	0	14	7	0	21

December 7, 1980

San Francisco 38, New Orleans 35

New Orleans jumped out to a 35–7 halftime lead behind touchdown passes of 33, 21 and 41 yards from Archie Manning. Less than five minutes into the third quarter, the 49ers went on an 88–yard, nine–play drive that culminated with a one–yard touchdown run by Joe Montana. Minutes later, Montana hooked up with Dwight Clark for a 71–yard touchdown pass to bring the 49ers within 14 points. After the San Francisco defense shut out New Orleans for the second straight quarter, they tied the game with 1:50 left in the fourth quarter with Lenvil Elliott's seven–yard touchdown jaunt, forcing overtime. New Orleans won the coin toss, but failed to pick up a first down on its first possession. San Francisco took the ball on its own 27 and marched 55 yards in 13 plays for the game–winning 36–yard field goal by Ray Wersching.

	1st	2nd	3rd	4th	OT	Final
49ers	0	7	14	14	3	38
Saints	14	21	0	0	0	35

October 12, 1986

Minnesota 27, San Francisco 24

With Joe Montana out, Jeff Kemp stepped in to lead San Francisco against a powerful Minnesota Vikings team. Minnesota struck first with a six–yard touchdown pass from Tommy Kramer to Anthony Carter. The 49ers answered back when Kemp hit Dwight Clark with a 45–yard strike to tie the game. With 1:14 left in the first quarter, the Vikings Issiac Holt recovered a blocked punt in the end zone for a 14–7 lead. San Francisco took a 17–14 lead into halftime after a 39–yard Ray Wersching field goal and a 34–yard touchdown pass from Kemp to Jerry Rice. After the Vikings stalled on their first drive of the third quarter, Kemp led the 49ers on a six–play, 53–yard drive that ended with a 17–yard touchdown reception by Rice. Minnesota answered back with a 26–yard field goal by Chuck Nelson to cut the 49ers lead to 24–17. With 6:37 remaining in the fourth quarter, Kramer hit Anthony Carter with a 35–yard touchdown pass to tie the game. In overtime, Minnesota won the toss and went on a 58–yard drive. Nelson hit a 28–yard field goal for the 27–24 win.

	1st	2nd	3rd	4th	OT	Final
49ers	7	10	7	0	0	24
Vikings	14	0	3	7	3	27

October 19, 1986

Atlanta 10, San Francisco 10

San Francisco visited Atlanta for a battle with the division rival Falcons and took an early 7–0 lead on a Roger Craig one–yard romp. The Falcons responded with a punishing 17–play, 44–yard drive that resulted in a 47–yard field goal by Mick Luckhurst. San Francisco maintained its lead in the second quarter with a 53–yard, 13–play drive, which led to a 24–yard Ray Wersching field goal and a 10–3 lead. The defenses dominated the second half, holding the offenses scoreless for all of the third quarter and most of the fourth. With just over a minute remaining in regulation, the Falcons took advantage of great field position and scored on a 39–yard touchdown pass from Dave Archer to Sylvester Stamps to tie the game at 10. The Falcons won the overtime coin toss and elected to receive. After generating only one first down, the Falcons were forced to give up possession. The 49ers mirrored the Falcons on their first possession of overtime and punted with 6:42 remaining. Both teams had possession two more times in overtime, but could not produce a score as the game ended in a 10–10 tie.

	1st	2nd	3rd	4th	OT	Final
49ers	7	3	0	0	0	10
Falcons	3	0	0	7	0	10

October 9, 1988

Denver 16, San Francisco 13

Two of the best teams in the NFL faced off in an inter conference battle as the Denver Broncos visited Candlestick Park. The 49ers started the scoring with a 37–yard Mike Cofer field goal with 4:52 remaining in the first quarter. The Broncos answered early in the second with a 27–yard field goal by Rich Karlis to knot the game at three. With San Francisco's second possession of the second quarter, Joe Montana opened up the offense and led the 49ers 95 yards and capped it off with a six–yard quarterback sneak for a 10–3 lead at halftime. The only scoring in the third quarter came on Karlis' 27–yard field goal with five minutes remaining, cutting the 49ers lead to 10–6. Cofer quickly answered with a 27–yard field goal with one minute on the clock in the third quarter for the 13–6 lead. After an injury, John Elway returned to hit Vance Johnson with an eight–yard touchdown pass. Neither team could score in the final minutes of regulation and headed into overtime. On San Francisco's first possession, Andre Townsend sacked Montana, injuring his ribs. Steve Young took over, and on his first play threw an interception to Mark Haynes ending the threat. After a five–and–out drive by the Broncos, the 49ers took over on their own five–yard line. A second Young interception, deep in Broncos territory, helped set the stage for Karlis to connect on a 22–yard game–winning field goal.

	1st	2nd	3rd	4th	OT	Final
49ers	3	7	3	0	0	13
Broncos	0	3	3	7	3	16

December 9, 1990

San Francisco 20, Cincinnati 17

A capacity crowd filled Riverfront Stadium as the San Francisco 49ers invaded Cincinnati for a late-season battle. On the Bengals first possession, Boomer Esia-son drove his team 70 yards for the game's opening score, a two-yard touchdown pass to Craig Taylor. San Francisco answered back on its next possession when Tom Rathman capped off a 73-yard drive with a one-yard plunge into the end zone for the 7-7 tie. Cincinnati came out strong in the second half. The Bengals scored on a Jim Breech field goal to open the third and break the tie. San Francisco enjoyed its first lead of the game after Harry Sydney scored on a three-yard run. With just over two minutes elapsed in the fourth quarter, Ickey Woods dove in from one yard out to regain the lead for Cincinnati, 17-14. The 49ers next drive stalled and they would not regain possession until only 4:11 remained in regulation. On the first play, Joe Montana hit Jerry Rice for a 29-yard strike and guided the team down to the Cincinnati six-yard line. Mike Cofer hit a 23-yard field goal with just over a minute remaining to send the game into overtime. San Francisco won its first coin toss in five overtime games and wasted no time driving 75 yards in 11 plays to set up Cofer's 23-yard game-winning field goal and the 20-17 victory.

	1st	2nd	3rd	4th	OT	Final
49ers	7	0	7	3	3	20
Bengals	7	0	3	7	0	17

January 3, 1994

Philadelphia 37, San Francisco 34

Turnovers and an ill-timed penalty marred the 49ers first overtime game in four years. The Philadelphia Eagles struck early and often, first on a 34-yard Roger Ruzek field goal five minutes into the game. On San Francisco's first possession, Steve Young was hit and fumbled the ball, which was recovered by Byron Evans who returned it 30 yards for a touchdown and a 10-0 lead. With Bubby Brister at the helm, the Eagles drove 76 yards in the opening minutes of the second quarter and connected with Calvin Williams for a 13-yard touchdown to push the lead to 17-3. Brister again guided Philadelphia to an eight-play, 64-yard touchdown scoring drive to take a commanding 21-point lead. The 49ers end zone drought ended with just less than two minutes remaining in the half when Young hit Jerry Rice for a three-yard touchdown that brought the score to 24-10 at halftime. San Francisco started the second half with a 60-yard kickoff return by Dexter Carter to give the 49ers the ball on Philadelphia's 38-yard line. Capping off a punishing 38-yard, nine-play drive, Ricky Watters ran 11 yards for the score. After a Philadelphia punt, John Taylor caught a 38-yard touchdown pass to tie the game at 24. Philadelphia took advantage of a Young injury by intercepting a Steve Bono pass. The Eagles worked quickly, moving 69 yards in just two plays to take a 31-24 lead. San Francisco gave Philadelphia good field position again with a fumble on its own 40, allowing the Eagles to increase their lead to 10 with a Ruzek 32-yard field goal in the third quarter. Set up by a Don Griffin interception, Bono drove the 49ers 42 yards and scored on a one-yard keeper that closed the gap to 34-31. After a Philadelphia punt, the Niners drove down and tied the game on a Cofer 29-yard field goal with 15 seconds left in regulation. San Francisco won the overtime coin toss and elected to receive, but failed to score on two overtime possessions. On Philadelphia's second possession of overtime, they drove to San Francisco's 20-yard line. With four seconds showing on the clock, the Eagles set up for a 38-yard field goal. Ruzek missed the field goal wide

right, but Merton Hanks was flagged for roughing the kicker. After a 10-yard penalty, Ruzek hit a 28-yarder with no time left on the clock for the 37-34 win.

	1st	2nd	3rd	4th	OT	Final
49ers	3	7	14	10	0	34
Eagles	10	14	10	0	3	37

October 14, 1996

Green Bay 23, San Francisco 20

With Steve Young out with a groin injury, Elvis Grbac led San Francisco against Brett Favre and the Green Bay Packers. After an unsuccessful first possession, the Packers scored on a 30-yard field goal by Chris Jacke with just over five minutes remaining in the first quarter for the 3-0 lead. They took a 6-0 lead on another Jacke 25-yard field goal. On San Francisco's second possession of the second quarter, Grbac led a six-play, 36-yard drive that resulted in a Jeff Wilkins 48-yard field goal. After a three-and-out series by the Packers, Jerry Rice caught a seven-yard touchdown from Grbac for a 10-6 lead. Aided by a Dana Stubblefield interception, Rice and Grbac put the 49ers up 17-6 at the half with a 13-yard touchdown pass. Green Bay trimmed the lead to 17-14 when Favre hit Don Beebe for a 59-yard touchdown and followed it with a two-point conversion toss to Edger Bennett. Chris Jacke hit a 35-yard field goal to tie the game at 17 with 3:24 left in regulation. San Francisco won the overtime coin toss but was forced to punt after going three-and-out. Green Bay received the ball on its own 44 and drove 21 yards to set up Jacke for a 53-yard field goal for the 23-20 victory.

	1st	2nd	3rd	4th	OT	Final
49ers	0	17	0	3	0	20
Packers	6	0	8	6	3	23

November 10, 1996

Dallas 20, San Francisco 17

The two most dominating teams in the NFL met in a mid-season battle for NFC supremacy as the Dallas Cowboys traveled to 3Com Park. The 49ers jumped out to a quick lead after a Jeff Wilkins 28-yard field goal. They extended their lead to 10-0 on a 29-yard touchdown strike from Steve Young to Iheanyi Uwaezuoke. Quiet for most of the first half, the Cowboys finally got on the board with a 72-yard scoring drive that ended on a Troy Aikman three-yard touchdown run, which cut the deficit to 10-7 at halftime. Defenses dominated in the third quarter with neither team allowing a score. Dallas ended the scoring drought with a Chris Boniol 26-yard field goal four seconds into the fourth quarter to tie the game at 10. With Young out in the second half after sustaining a concussion, Elvis Grbac led San Francisco on a nine-play, 68-yard scoring drive on its next possession. Terry Kirby capped it off with a 27-yard touchdown run. After Fred Strickland intercepted a Grbac pass at the 49ers 15-yard line, Troy Aikman hit Eric Bjornson for a six-yard touchdown pass, knotting the game at 17 and forcing overtime. The Cowboys won the overtime coin toss and wasted no time marching down the field. After 12 plays, Chris Boniol hit the game-winning 29-yard field goal for the 20-17 victory.

	1st	2nd	3rd	4th	OT	Final
49ers	10	0	0	7	0	17
Cowboys	0	7	0	10	3	20

November 24, 1996

San Francisco 19, Washington 16

In the 49ers second overtime game in November, and third of the season, Washington hosted San Francisco for the first time in two years. In what would prove to be a game dominated by special teams, San Francisco struck first with a 20-yard field goal from Jeff Wilkins. Washington's Scott Blanton hit field goals from 19 and 48 yards out and Wilkins added another to knot the score at six going into halftime. The only score in the third quarter came on a Blanton field goal from 41 yards out to give Washington a 9-6 lead. San Francisco got on the board first in the fourth quarter with a Wilkins 44-yard field goal three minutes into the period. On the ensuing possession, Gus Ferotte drove Washington 78 yards, which culminated with a Jamie Asher 20-yard touchdown reception. The 49ers tied the game with 1:57 remaining in regulation on a one-yard run by William Floyd, forcing overtime. San Francisco won the coin toss and promptly went on a 48-yard scoring drive that was capped by a 38-yard field goal by Wilkins for the 19-16 win.

	1st	2nd	3rd	4th	OT	Final
49ers	3	3	0	10	3	19
Washington	0	6	3	7	0	16

September 6, 1998

San Francisco 36, New York Jets 30

In the opening weekend of the 1998 season, fans were treated to one of the most exciting games and one of the most exciting plays in NFL history. After a fast-paced first half, the 49ers found themselves trailing 17-14 at halftime after Glen Foley hit Wayne Chrebet from six-yards out for the score with 32 seconds remaining in the second quarter. On its first possession in the second half, San Francisco evened the score at 17 with a 22-yard field goal by Wade Richey. On the following possession, Foley found Keyshawn Johnson for a 21-yard touchdown and a 24-17 lead. With just over three minutes remaining in the third quarter, Jerry Rice caught a 14-yard touchdown from Steve Young to bring the 49ers within one. The extra point was blocked and the score remained 24-23 heading into the fourth quarter. New York extended its lead to 27-23 after a John Hall 32-yard field goal. San Francisco took possession with 3:38 left in regulation and went on a 76-yard, five-play drive that was capped by a 38-yard touchdown pass from Young to J.J. Stokes, giving the 49ers the lead 30-27 with just over one minute remaining in regulation. New York then drove the ball to the 49ers 13-yard line, where John Hall tied the game at 30 with just three seconds on the clock. Both New York and San Francisco went three-and-out on their first possessions of overtime. The Jets moved to mid-field on their second possession before being forced to punt, pinning the 49ers on their own four-yard line. With 11:09 remaining in overtime, on San Francisco's first play of its second possession, Young gave the ball to Garrison Hearst, who ran right and broke six tackles on his way to a 96-yard, game-winning touchdown run and the 36-30 victory.

	1st	2nd	3rd	4th	OT	Final
49ers	7	7	9	7	6	36
Jets	3	14	7	6	0	30

December 6, 1998

San Francisco 31, Carolina 28

San Francisco extended its winning streak to four games with an exciting, high-scoring match-up with the Carolina Panthers. After an explosive first half, the 49ers took a 21-7 lead going into halftime. San Francisco started the second half with a five-play drive, which covered 90 yards, including a Garrison Hearst 71-yard touchdown run. The drive gave the 49ers a commanding 28-7 lead. With just 52 seconds left in the third quarter, Steve Beuerlein connected with Anthony Johnson on a 38-yard touchdown pass to cut the deficit to 28-14. On their first possession of the fourth quarter, the Panthers drove 76 yards in five plays and scored on a Beuerlein-to-Raghib Ismail 40-yard touchdown pass. Minutes later, Carolina tied the game at 28 with a 10-yard run by Tshimanga Biakabutura. Carolina won the overtime coin toss and elected to receive. The Panthers ran two unsuccessful plays, and Beuerlein fumbled on the third, giving San Francisco possession on Carolina's 30-yard line. The 49ers picked up 25 yards driving to the Panthers five, where Wade Richey hit a 23-yard field goal for the 31-28 win.

	1st	2nd	3rd	4th	OT	Final
49ers	7	14	7	0	3	31
Carolina	7	0	7	14	0	28

December 26, 1999

Washington 26, San Francisco 20

Washington visited 3Com Park and battled the San Francisco 49ers to their second overtime game in the last three meetings. San Francisco struck first with an 80-yard drive in 13 plays, capped off with a Charlie Garner four-yard touchdown run and a 7-0 lead. Early in the second quarter, Washington answered back with an 80-yard drive of its own, ending with a Brad Johnson-to-Michael Westbrook 65-yard touchdown strike. With a pair of Wade Richey field goals, San Francisco went into halftime with a 13-7 lead. Washington cut the deficit to three after Brett Conway nailed a 47-yard field goal in the third quarter. The 49ers extended their lead to 20-10 with a 78-yard scoring drive that ended on a five-yard touchdown pass from Jeff Garcia to J.J. Stokes. At the beginning of the fourth quarter, Conway connected on a 34-yard field goal to bring Washington within seven. Washington then struck again with 3:30 left in the game when Brad Johnson plunged in from one-yard to tie the game at 20. San Francisco threatened with just over one minute to go, driving to the Washington 22-yard line before fumbling, which Washington recovered to force overtime. Washington won the overtime coin toss and promptly moved the ball to the San Francisco 33-yard line in three plays. On first down, Johnson hit Larry Centers for a 33-yard touchdown pass and the 26-20 win.

	1st	2nd	3rd	4th	OT	Final
49ers	7	6	7	0	0	20
Washington	0	7	3	10	6	26

October 8, 2000

Oakland 34, San Francisco 28

In a game for the ages, the 49ers fell in overtime to the visitors from across the Bay, the Oakland Raiders. The Raiders jumped out to the early 6-0 lead on two Sebastian Janikowski field goals. The 49ers answered back, scoring 14 unanswered points to close out the first half. The Raiders dominated the third quarter, holding onto the ball for more than 11 minutes and scoring two touchdowns. After another score by the Raiders to start the fourth, the 49ers started their comeback. After a Jeff Garcia-to-Terrell Owens scor-

ing toss and another score on a nine-yard touchdown run by Charlie Garner, San Francisco tied the game at 28. On their next possession, the Raiders drove down to San Francisco's 23-yard line, but on fourth-and-10, Janikowski missed a 41-yard field goal wide left. The 49ers, with a chance to win the game, took possession and moved the ball down to the Oakland 29-yard line. On fourth-and-one, the Raiders defense stiffened and stopped a leaping Charlie Garner for no gain. The Raiders took over on downs, but couldn't get their offense going and were forced to punt back to the 49ers, who ran out the clock and forced the game into overtime. The Raiders won the toss and marched down to the 49ers 25-yard line. Janikowski came on to attempt the game-winning field goal, but missed wide right, his second missed field goal of the day. The 49ers took over and drove all the way to the Raiders 11-yard line. On first down, Wade Richey attempted the game-winning field goal, but was blocked and possession went back to the Raiders. Following two pass completions and a pass interference call on the 49ers, the Raiders finally put the game away with a 31-yard scoring toss from Rich Gannon to Tim Brown for the win.

	1st	2nd	3rd	4th	OT	Final
49ers	0	14	0	14	0	28
Raiders	3	3	15	7	6	34

September 9, 2001

San Francisco 16, Atlanta 13

The 49ers began the 2001 regular season in an exciting fashion, defeating the visiting Atlanta Falcons 16-13 in overtime. The 49ers trailed by seven points at halftime and began the fourth quarter with a 10-point deficit. A J.J. Stokes touchdown reception narrowed the gap before Jose Cortez's field goal attempt tied the game at 13 with 11 seconds remaining in regulation. The 49ers won the coin toss in overtime and elected to receive. On the drive the 49ers faced a third-and-five when Jeff Garcia rifled a pass to Tai Streets, who raced 53 yards to the Falcons 23-yard line. Three plays later, Cortez nailed a 24-yard field goal to lift the 49ers to victory.

	1st	2nd	3rd	4th	OT	Final
49ers	0	3	0	10	3	16
Falcons	7	3	3	0	0	13

October 14, 2001

San Francisco 37, Atlanta 31

The 49ers had their second overtime game of the 2001 season against the Falcons, sweeping Atlanta in the season series by winning 37-31. The 49ers rallied back from deficits of 20-7 at the half and 31-17 in the fourth quarter. The Falcons went up 14-0 early in the game. The 49ers put their first points of the game on the board in the second quarter when Jeff Garcia scored on a seven-yard run. The Falcons answered back with two field goals and went up 20-7 at halftime. Terrell Owens, who did not catch a pass in the first half, roared back to catch nine passes for 183 yards and a career-high three touchdowns. After a 49ers touchdown, at the hands of Kevan Barlow, and a touchdown by the Falcons, the 49ers were down 31-24 with just 2:22 remaining in the game. Garcia led the team on a 10-play, 72-yard drive when he hooked up with Owens from 17 yards out to tie the game at 31 with just 21 seconds remaining. The 49ers won the toss in overtime and drove to the Falcons 14-yard line. A mishandled snap between Garcia and Dave Fiore, who was filling in at center for an injured Jeremy Newberry, was recovered by the Falcons and their offense took over. The 49ers defense rose to the challenge, forcing Atlanta into a three-and-out possession. After the punt, San

Francisco began at its own 33-yard line. After picking up one first down, Garcia faced third-and-five when he connected with Owens, who raced 52 yards for his third touchdown and the 37-31 overtime victory.

	1st	2nd	3rd	4th	OT	Final
49ers	0	7	10	14	6	37
Falcons	14	6	0	11	0	31

October 28, 2001

Chicago 37, San Francisco 31

The 49ers had their second consecutive overtime game and their third of the 2001 season as they dropped a 37-31 decision to the Chicago Bears. San Francisco went up early in the first quarter after Bryant Young forced a fumble, which Julian Peterson scooped up and returned 26 yards for the touchdown. The 49ers struck again when Jeff Garcia hooked up with Justin Swift for a one-yard touchdown and the 14-0 lead. The Bears answered back with a safety and a touchdown, making the score 14-9 at the half. In the third quarter, the 49ers struck first when Garrison Hearst scored his first touchdown since 12-14-98 on a 60-yard bomb from Garcia. The Bears offense then took over and drove down to the 49ers 10-yard line where Zack Bronson intercepted a Shane Matthews pass and returned it a team-record 97 yards for the touchdown. After a Chicago touchdown and a 49ers field goal, the score was 31-16 early in the fourth quarter. The Bears then racked up 15 unanswered points on two touchdown drives to tie the game at 31 and send it into overtime. The 49ers won the coin toss and the offense took over. On the first play from scrimmage, Garcia was intercepted by Mike Brown, who raced 33 yards for the touchdown and the 37-31 victory for Chicago.

	1st	2nd	3rd	4th	OT	Final
49ers	14	0	14	3	0	31
Bears	0	9	7	15	6	37

November 18, 2001

San Francisco 25, Carolina 22

In their fourth overtime game of the season, setting a new team record, the 49ers pulled out an exciting 25-22 victory over the Carolina Panthers. The game was a see-saw battle with each team going back and forth until the fourth quarter. The Panthers went ahead late in the fourth quarter after a Jeff Garcia interception. Wesley Walls scored on a 24-yard pass, but the two-point conversion failed, leaving the Panthers with a slim 19-14 lead. On the next 49ers drive, Garcia was intercepted again, this time deep in 49ers territory. The San Francisco defense held Carolina to only a field goal and the 49ers were down 22-14 with just 1:52 remaining in the game. Garcia started the offense on its own 34-yard line and began the two-minute drill. The 49ers moved down the field to the Panthers seven-yard line, where Garcia threw a fade route to Terrell Owens, who snatched it out of the air with one second remaining on the clock to cut the score to 22-20. Garcia then found Eric Johnson in the end zone for the two-point conversion to send the game into overtime. San Francisco won the coin toss and started its drive at its own 26-yard line. Garcia completed three-of-four passes for 27 yards, while Garrison Hearst rushed twice for 34 yards to bring the 49ers down to Carolina's nine-yard line. Jose Cortez came on for the game-winning field goal from 26 yards out, splitting the uprights to give the 49ers the 25-22 overtime victory.

	1st	2nd	3rd	4th	OT	Final
49ers	0	7	7	8	3	25
Panthers	7	3	3	9	0	22

November 3, 2002

San Francisco 23, Oakland 20

The 49ers visited the Oakland Raiders and turned in an exciting performance. Tied at 13 entering the fourth quarter, the game see-sawed back and forth before heading into overtime. San Francisco scored first in the fourth quarter when Jeff Garcia connected with Tai Streets for a three-yard touchdown to take the lead at 20-13. Oakland answered after the ensuing kickoff went out of bounds and the Raiders got the ball at their own 40-yard line. Oakland converted a crucial fourth-and-three play to maintain possession and ended the drive with a 10-yard touchdown run by Charlie Garner with just over six minutes remaining. The 49ers then ate up the clock with an impressive 13-play drive into scoring position, where Jose Cortez missed a 27-yard field goal at the end of regulation to send the game into overtime. The 49ers won the toss and launched a 17-yard drive. It was there that Cortez lined up for the game-winning 23-yard field goal that sailed through the uprights.

	1st	2nd	3rd	4th	OT	Final
49ers	10	0	3	7	3	23
Raiders	7	6	0	7	0	20

November 17, 2002

San Diego 20, San Francisco 17

In their second overtime game in three weeks, the 49ers dropped a close one to the San Diego Chargers. San Francisco took the early lead, leading 17-7 at the start of the fourth quarter. However the Chargers reeled off 10 unanswered points in the final period to tie the game at 17 to send it into overtime. In overtime, the Chargers won the toss and returned the opening kickoff 39 yards. But the drive stalled there and San Diego was forced to punt. On the ensuing 49ers possession, the offense drove down the field to the San Diego 23-yard line where Jose Cortez's game-winning field goal sailed wide right. The Chargers took over and promptly drive down the field in nine plays where Steve Christie nailed the 40-yard game-winning field goal.

	1st	2nd	3rd	4th	OT	Final
49ers	0	7	10	0	0	17
Chargers	7	0	0	10	3	20

September 14, 2003

St. Louis 27, San Francisco 24

In an early-season division battle, the St. Louis Rams prevailed over the 49ers in overtime in a back and forth battle. The Rams went ahead late in the fourth quarter, 24-17, with 3:20 remaining. Undaunted, Jeff Garcia calmly led his team down the field for the game-tying 13-yard touchdown pass to Terrell Owens with 19 seconds remaining in regulation. The 49ers recovered a fumble on the ensuing kickoff and had the ball at midfield. After an incomplete pass, Garcia connected with Cedrick Wilson on a 29-yard pass on second down with nine seconds remaining. Instead of falling to the ground and taking a timeout, Wilson kept running and was tackled as time ran out and the game headed into overtime. The Rams won the toss and received the kickoff, which they returned to their 48-yard line. After a one-yard run by Marshall Faulk, the 49ers were penalized 15 yards for a face mask penalty. Marc Bulger then completed two straight passes which brought St. Louis to the 49ers 10-yard line. Jeff Wilkins then came on and hit the winning 28-yard field goal.

	1st	2nd	3rd	4th	OT	Final
49ers	7	3	7	7	0	24
Rams	7	0	7	10	3	27

October 26, 2003

Arizona 16, San Francisco 13

In another division battle, the 49ers had their second overtime game of the season, this time at Arizona. The field goal kicking was the story of this game as the 49ers missed both field goal attempts and made only 1-of-2 PATs and the Cardinals made only 3-of-6 field goal attempts. The Cardinals had the lead 13-6 in the fourth quarter when the 49ers tied the game on one of the most improbable touchdowns in team history. Jeff Garcia fumbled at the one-yard line and the ball was recovered by offensive lineman Kwame Harris, who scored his first career touchdown. The game was tied at 13 with 2:25 left to play. The Cardinals had another shot to get into scoring position, but were forced to punt and gave the 49ers one more shot for the victory with almost six minutes remaining in regulation. San Francisco then launched a drive that put the offense at the Arizona 16-yard line. But Owen Pochman missed the potential game-winning field goal, his second missed field goal of the day, this time from 35 yards out. This breathed new life into Arizona, who drove down to the San Francisco 32-yard line. With five seconds remaining in regulation, Tim Duncan attempted the game-winning 50-yard field goal, which was short, and the game headed to overtime. In overtime, the Cardinals won the toss and drove down to the 49ers 22-yard line in eight plays. Duncan set up for another chance at a game-winning field goal, this one from 39 yards out. The kick sailed through the uprights and the Cardinals notched the 16-13 victory.

	1st	2nd	3rd	4th	OT	Final
49ers	6	0	0	7	0	13
Cardinals	7	3	3	3	3	16

December 21, 2003

San Francisco 31, Philadelphia 28

The 49ers recorded their first overtime win of the season and also their first road win of 2003 with a 31-28 victory over Philadelphia. The two teams traded points back and forth heading into the final quarter. The 49ers kicked a 25-yard field goal on the first play of the fourth quarter to cut Philadelphia's lead to 21-20. On San Francisco's next possession, Kevan Barlow ran for 26 of his career-high 154 total yards and scored from one-yard out to give the 49ers a 26-21 lead. The two-point conversion attempt was successful and the 49ers had a seven-point lead with five minutes remaining in the game. The Eagles answered with a 10-play drive, adding seven points to tie the game on a Todd Pinkston touchdown grab with a little over a minute remaining in regulation. Philadelphia won the overtime coin toss and started its drive at its own 21-yard line. On the first play in the extra period, Tony Parrish, who notched an interception on the game's first drive, intercepted another pass and ran it back to the Eagles four-yard line. Todd Peterson then came out and nailed the 22-yard game-winning field goal.

	1st	2nd	3rd	4th	OT	Final
49ers	7	7	3	11	3	31
Eagles	0	14	7	7	0	28

October 10, 2004

San Francisco 31, Arizona 28

QB Tim Rattay joined an elite group of quarterbacks who have led the 49ers to come from behind victories in a 31-28 overtime victory against the visiting Arizona Cardinals at Monster Park. Rattay coolly directed two late fourth-quarter scoring drives that sent the game into overtime after trailing by 16 points with 8:19 remaining. In overtime, Rattay again led the team

downfield and buoyed by a roughing the passer penalty, put them into scoring position where K Todd Peterson banged home the game-winning 32-yard field goal. Rattay finished the game with a career-high 417 yards passing and a quarterback rating of 99.8. He was an impressive 14 of 20 for 115 yards and two touchdowns in the fourth quarter. He also broke QB Joe Montana's team record by completing 38 passes. Montana held the previous mark of 37. Rattay's favorite target on the day was TE Eric Johnson who hauled in a career-high 13 receptions for 162 yards and one touchdown. Johnson caught a six-yard touchdown from Rattay with 4:35 remaining in the game that pulled the 49ers within 10 points. Rattay ran in the two-point conversion and suddenly the 49ers were within eight points. Now they needed a stop and the defense was up to the task, forcing a Cardinals punt. Taking over at the 49ers 28-yard line, Rattay started off with a nine-yard pass to WR Curtis Conway, then scampered 15 more yards before hitting Conway on a 14-yard pass to get the 49ers to the Cardinals 23. From there Rattay found WR Brandon Lloyd in the corner of the end zone and the 49ers were within two points. Lloyd then slipped in front of the defender and caught Rattay's two-point offering sending the game into overtime. The 49ers won the overtime coin toss and never relinquished the ball. A roughing the passer penalty on Arizona's DT Darnell Dockett helped the 49ers cause and Rattay took advantage as he quickly moved the team into scoring position where Peterson knocked home the game-winner.

	1st	2nd	3rd	4th	OT	Final
49ers	0	6	6	16	3	31
Cardinals	0	14	0	14	0	28

December 12, 2004

San Francisco 31, Arizona 28

First-year RB Maurice Hicks earned the game ball after an inspiring 139-yard performance on 34 attempts. He and QB Ken Dorsey carried the 49ers to their second victory of the season, a 31-28 overtime victory in Arizona. San Francisco did have to work for the win, despite taking a 28-3 lead in the third quarter. The Cardinals staged a furious rally and almost answered the 49ers overtime win earlier in the season at Monster Park. But some key plays from the defense and the legs of Hicks proved the difference of the day. Hicks, making his first career NFL start, had four carries for 42 yards in overtime including a significant 17-yard gain that set-up K Todd Peterson's game-winning field goal. Facing 2nd and 3 from the Cardinals 30-yard line, Hicks took the handoff from Dorsey, cut off the tackle to his right and raced downfield before he was knocked out of bounds at the 13. Dorsey finished the game completing 18 of 34 passes for 191 yards and three scores for a passer rating of 99.0. Starting for the injured QB Tim Rattay, Dorsey threw his first career touchdown to WR Brandon Lloyd for the first score of the day. He then connected twice with WR Cedrick Wilson for scores as Wilson led the receiving efforts with five receptions for 83 yards and two scores, including a 19-yard catch to keep the 49ers game-winning drive alive. Dorsey was sacked just once in his 34 passing attempts behind an offensive line that played its best game of the year.

	1st	2nd	3rd	4th	OT	Final
49ers	7	14	7	0	3	31
Cardinals	0	3	7	18	0	28

January 1, 2006

San Francisco 20, Houston 17

The San Francisco 49ers rallied from a 10–0 first quarter deficit for a 20–17 overtime victory over the Houston Texans to close out the 2005 campaign with two consecutive wins for a 4–12 record. The 49ers dominated the line of scrimmage, gaining 182 yards on the ground and controlling the clock for 44:03. The 49ers used a combination of RB Frank Gore (108 yards) and RB Maurice Hicks (64 yards) to take control on the ground. S Mike Adams was the star of the game on defense after finishing with two interceptions, one that was returned for a touchdown and the other that led to the game-winning field goal in overtime. QB Alex Smith helped lead the 49ers to a touchdown at the end of the first half by converting a key third-and-13 situation with a 14-yard strike to WR Brandon Lloyd and then three plays later threw his first NFL touchdown pass when he rolled to his right and found Lloyd in the back of the end zone for a 14-yard score. The 49ers took the second half kick and went on a 14-play, 56-yard drive that ended with a 42-yard field goal by Nedney to tie the game at 10–10. Houston responded when Banks fired a 31-yard pass to WR Corey Bradford to get into San Francisco territory followed by a 25-yard touchdown pass to Bradford to retake the lead at 17–10. Adams, who made his first NFL start at cornerback, intercepted QB Tony Banks at the end of the third quarter and returned it 40 yards for a touchdown to tie the game at 17–17. Then in overtime, Banks went deep but Adams intercepted the pass and alertly lateraled to S Ben Emanuel, who ran 35 yards to the Houston 21-yard line. After two short runs, PK Joe Nedney nailed a 33-yard field goal to give the 49ers the 20–17 victory.

	1st	2nd	3rd	4th	OT	Final
49ers	0	7	10	0	3	20
Texans	10	0	7	0	0	17

December 31, 2006

San Francisco 26, Denver 23

The San Francisco 49ers overcame a 13–0 deficit to pull out a 26–23 win over the Denver Broncos at Invesco Field at Mile High. The 49ers played the role of spoilers when the victory knocked the Broncos out of the playoffs. The 49ers come-from-behind win was led by three outstanding individual efforts: RB Frank Gore gained 153 rushing yards, PK Joe Nedney kicked four field goals along with the game winner in overtime, and CB Walt Harris snagged two interceptions, including a 28-yard touchdown return in the third quarter. WR Bryan Gilmore had two key plays in overtime to advance the 49ers into field goal range for the game winning kick. During the first half, strong 49ers goal-line defense helped limit Denver to a pair of field goals on drives that were stopped when the Broncos were in first-and-goal situations. The 49ers defense again held Denver to a field goal in the third quarter when the Broncos had a first-and-goal inside the five-yard line. Denver went ahead 13–0 in the second quarter when CB Champ Bailey took a deflected theft 70 yards into the end zone. Nedney booted a 46-yard field goal to put the score at 13–3 in Denver's favor at the end of the half. San Francisco rallied in the second half, converting its first series into a 12-play, 76-yard touchdown drive. FB Moran Norris caught a short pass from Smith and weaved in and out of traffic for a 32-yard touchdown. The 49ers took the lead on the ensuing drive when Harris picked off QB Jay Cutler and went 28 yards untouched for a touchdown that gave the 49ers a 17–13 lead. Denver responded with a field goal on the next series, but the 49ers added two field goals in the

fourth quarter for a 23–16 advantage with 6:14 to play in regulation. Cutler completed a nine-yard touchdown pass to TE Tony Scheffler to tie the game at 23–23 and send it into overtime. Denver won the coin toss, but was forced to punt on two drives before a 12-yard return by PR Brandon Williams allowed the 49ers to start their game-winning drive at their own 39-yard line. Gilmore gained 20 yards on an end route and then caught a 14-yard pass from QB Alex Smith for a first down at the Denver 25-yard line. Two plays later, Nedney kicked a 36-yard field goal to give San Francisco the win.

	1st	2nd	3rd	4th	OT	Final
49ers	0	3	14	6	3	26
Broncos	3	10	3	7	0	23

November 25, 2007

San Francisco 37, Arizona 31

The San Francisco 49ers completed a series sweep of the Arizona Cardinals with a 37–31 overtime victory to snap an eight-game losing streak at the University of Phoenix Stadium. DE Ron Fields forced QB Kurt Warner to fumble on a sack in the end zone, and LB Tully Banta-Cain recovered the ball for a touchdown in overtime to seal the win. The play was set up after PK Neil Rackers missed a 32-yard field goal in overtime. Rackers was successful on a field goal from the San Francisco nine-yard line, but the Cardinals were penalized for a delay of game penalty, moving the ball back to the 14-yard line where Rackers was wide to the left. A 59-yard punt by P Andy Lee followed by an Arizona penalty forced the Cardinals to begin their next drive at the three-yard line, setting up the 49ers defensive touchdown to get the win. RB Frank Gore went over the 100-yard mark for the first time in 2007, finishing with 116 yards and two touchdowns, including a 35-yard touchdown run with 1:25 to play to give the 49ers a 31–28 lead. Warner completed five passes on the ensuing drive to get Arizona to the one-yard line with six seconds to play. CB Donald Strickland broke up a pass in the end zone to force Arizona to settle for a 19-yard field goal as time expired in regulation. In overtime, Warner completed a short pass to WR Sean Morey, who raced down the sidelines for a 62-yard gain before LP Patrick Willis caught up with him to make a game-saving tackle at the 14-yard line. That set up Rackers game-winning field goal attempt. The 49ers had three first half turnovers with two CB Walt Harris interceptions and a strip by CB Nate Clements to lead to 14 points. San Francisco had a 17–7 lead and appeared to be in position to take a 17–14 halftime lead after Harris' second interception gave the 49ers a first down at their own 41-yard line. QB Trent Dilfer moved the team inside Arizona territory to the 37-yard line with 11 seconds to go to set up a field goal attempt. PK Joe Nedney attempted a 55-yard field goal that went wide, leaving six seconds on the board for the Cardinals. Warner completed a short pass to the sideline and then with two seconds left completed a 48-yard Hail Mary pass to WR Larry Fitzgerald for a touchdown and a 21–17 halftime lead. A 57-yard touchdown pass from Dilfer to WR Arnaz Battle in the third quarter pushed the 49ers back in front, 24–21, heading into the final quarter. Cardinals backup QB Tim Rattay completed a two-yard touchdown on a fourth-down play midway in the fourth quarter to take a 28–24 lead. Gore's 35-yard touchdown with 1:25 recaptured the lead for San Francisco, but Rackers last second field goal sent the game to overtime.

	1st	2nd	3rd	4th	OT	Final
49ers	7	10	7	7	6	37
Cardinals	7	14	0	10	0	31

September 14, 2008

San Francisco 33, Seattle 30

The San Francisco 49ers overcame a 14-point first quarter deficit to win 33–30 in overtime after PK Joe Nedney nailed a 40-yard game-winning field goal. After closing the gap to 20–13 at halftime, the 49ers intercepted Seattle on the first two drives of the second quarter, including one that was returned for a touchdown. On the first series of the second half, CB Walt Harris tipped a QB Matt Hasselbeck pass that was picked off and returned 86 yards for a touchdown by LB Patrick Willis to tie the game at 20–20. On the next series, DE Ray McDonald tipped a pass that was intercepted by Harris at the Seattle 41-yard line to help set up the go-ahead touchdown. QB J.T. O'Sullivan completed back-to-back passes to WR Bryant Johnson to move the 49ers to the 22-yard line to help get into position for a two-yard touchdown run by RB Frank Gore to lift the 49ers in front, 27–20. Seattle responded with a 15-play, 74-yard drive that ended in a touchdown to tie the game at 27–27. After both teams exchanged field goals to get the score tied at 30–30, the 49ers forced Seattle to punt from its own 12-yard line and the 49ers began a drive at the Seattle 49-yard line with 1:09 to play in regulation. The team moved to the 23-yard line with three seconds to play to set up a game-winning field goal attempt. Nedney's 41-yard attempt sailed wide to the right to send the game to overtime. The 49ers won the toss and elected to receive. O'Sullivan completed a 33-yard pass to WR Isaac Bruce on third-and-seven and a five-yard pass to WR Arnaz Battle on a third-and-two situation to push the 49ers to the 23-yard line where Nedney connected on a 40-yard field goal to give San Francisco the win. O'Sullivan registered his first 300-yard game, finishing 20-of-32 for 321 yards with one touchdown. Bruce had his first 100-yard game as a member of the 49ers with 153 yards on four catches, including a 63-yard catch in the second quarter to help get the 49ers in position for O'Sullivan's three-yard touchdown pass to Johnson. Seattle jumped to a 14–0 first quarter after taking advantage of two miscues by the 49ers. LB Manny Lawson blocked a Seattle punt early in the game, however Seattle recovered the loose ball and converted it into a first down inside San Francisco territory on a drive that ended with a Seattle touchdown. On the next series, Seattle forced Gore to fumble deep in Seahawks territory on a play that resulted in a 10-yard touchdown return by DT Craig Terrill.

	1st	2nd	3rd	4th	OT	Final
49ers	3	10	14	3	3	33
Seahawks	14	6	0	10	0	30

November 14, 2010

San Francisco 23, St. Louis 20

The San Francisco 49ers Week 10 matchup would be a battle between NFC West foes as they hosted the division leading St. Louis Rams at Candlestick Park. With the chance to get back into the hunt for the NFC West and compile back-to-back wins for the first time this season, the 49ers would take a big step and put the game in the hands of former Heisman Trophy winner QB Troy Smith. Along with late game heroics that came down to the first overtime contest for the 49ers this season, the game proved to be a classic NFC West shootout. The Rams would also rely on a former Heisman Trophy winner in QB Sam Bradford to come in and test the 49ers at home. With two quarterbacks of storied pasts, the game turned out to be an offensive showcase as both teams would throw for a combined 607 yds., as well as 753 yds. of total offense.

All would come down to an overtime FG off the foot of K Joe Nedney, who connected on a 29-yd. game-winning kick that gave the 49ers the 23–20 win. With St. Louis winning the toss and electing to receive, Bradford started things off, marching his team down the field. The drive ultimately would be halted, but not before a K Josh Brown’s 42-yd. FG put the Rams on the board 3–0 to start the game. Coming off a bye and an extra week to prepare, the 49ers picked up right where they left off in London, as they were able to effectively spread the ball down the field, putting up 421 yds. of total offense. Smith proved to be a major part of the offensive onslaught as he completed 17 of 28 pass atts. for a career-high 356 yds. and 1 TD through the air. Smith’s 356 yds. were the most by a 49ers QB since QB Tim Rattay threw for 417 yds. on 38 of 57 pass atts. vs. Arz. (10/10/04). From start to finish, the 49ers found ways to get the ball to multiple players throughout the offense as Smith connected with 5 different receivers who registered 60 yds. rec. or more. It marked the first time in franchise history that at least 5 receivers totaled 60 yds. rec. or more. Smith started the carousel of offensive production with a 32-yd. pass to TE Vernon Davis. On the very next offensive drive, Smith hooked up with WR Josh Morgan for a 65-yd. pass deep down the right side that brought him to the 1-yd. line, setting up a 1-yd. TD run by RB Frank Gore and giving the 49ers a 7–3 lead. The 49ers offense would continue to pour on the yards as they successfully moved the ball down field and allowed Nedney to connect on a 26-yd. FG to put the home team up 10–3 with 12:04 left to go in the half. The Rams eventually would find their way into the end zone as QB Sam Bradford connected with WR Danny Amendola for a 5-yd. TD pass to tie the game at 10 a piece heading into halftime. The 49ers found themselves down heading into the 4th qtr. after Rams RB Steven Jackson scampered for a 13-yd. TD to bring the score to 10–17. With the home team down 13–17 late in the 4th qtr. the 49ers would once again turn to their quarterback. With 2:30 remaining on the clock, the 49ers faced a 3rd and 32 situation at the SF 47-yd. line. Smith then connected on back-to-back passes to Gore of 14 and 23 yds. to move the chains, before firing a 16-yd. TD strike to WR Michael Crabtree to give the 49ers the lead. Rams marched right back down the field and scored off of a 33-yd. FG by Brown, forcing overtime. After St. Louis won the toss, the 49ers defense made a crucial 3 and out stop, which included a 3rd down sack by DT Justin Smith that allowed the 49ers to get the ball back and set up the game-winning FG.

	1st	2nd	3rd	4th	OT	Final
Rams	3	7	7	3	0	20
49ers	7	3	0	10	3	23

September 18, 2011
Dallas 27, San Francisco 24

San Francisco’s regime led by Jim Harbaugh and his new but experienced staff, entered the historic rivalry match against the Dallas Cowboys with something to prove at Candlestick Park. The 49ers started off as they had hoped, scoring 2 first-half TDs and blanking America’s Team, but big pass plays late in the game would ultimately cause the Niners to fall short as they were edged 27–24 in overtime. Dallas opened the 1st

qtr. marching down the field, but came up short after a failed 21-yd. FG attempt by K Dan Bailey. After exchanging the next couple of possessions, QB Alex Smith led the Niners on a 68-yd. drive, capped off by a 1-yd. TD by RB Frank Gore in the 2nd qtr. The 49ers front seven played strong, swarming and stopping the run, allowing Smith and the Niners to regain possession to take a 14–0 lead. The 12-yd. throw from Smith marked the first TD of WR Kyle Williams’ career and the team’s first passing TD of 2011. QB Tony Romo and the Cowboys answered before the half on a 71-yd. drive, capped off by a 53-yd. TD slant to WR Miles Austin, making it a one score game heading into the half. Dallas lost its starting QB for a brief stretch in the 3rd qtr., when it appeared Romo’s rib injury – occurring on the 3rd play of the game – had become too much of a hindrance. Backup QB Jon Kitna started the 3rd qtr. and threw a tying TD pass and 2 INTs in relief. Displaying good ball skills and awareness, CB Tramaine Brock came up with his 2nd INT of the season in as many weeks, reacting to a Kitna tipped pass and coming up with the turnover. Smith and the 49ers took advantage of the Cowboys turnover with a deep pass down the right sideline to TE Delanie Walker for 29 yds. and the go-ahead TD entering the 4th qtr. K David Akers connected on a 55-yd. FG, marking the longest FG in Candlestick Park history, and the Niners built up a 10-pt. cushion. The Cowboys charged back from the 24–14 deficit when Romo hit Austin for a leaping 25-yd. TD, and then directed a 10-play, 44-yd. drive in the final 4 minutes that ended with an overtime-forcing, 48-yd. field goal. After the Cowboys’ defense forced a punt on the 49ers first OT drive, Romo found backup WR Jesse Holley in stride for a 77-yd. gain that set up 19-yd. game-winning FG.

	1st	2nd	3rd	4th	OT	Final
Cowboys	0	7	7	10	3	27
49ers	0	14	7	3	0	24

January 22, 2012
New York Giants 20, San Francisco 17
NFC Championship Game

When asked what his message was to his players after falling short to the New York Giants in the NFC Championship game, Harbaugh stated, “As Sir Andrew Barton said, ‘Fight on my men, we’re hurt but not slain. We’ll lay down and bleed a while. Then we’ll rise and fight again.’” Harbaugh, of course was referring to his team’s blue-collar mentality after the Giants escaped rain-soaked Candlestick Park with a 20–17 overtime victory. “They stand toe-to-toe and fight every time they go out onto the field,” added Harbaugh. “Be forever proud of our players and coaches the way they compete.” Harbaugh got the Niners to the brink of the Super Bowl in his rookie year, taking over a 6–10 team and going 13–3 to win the NFC West. The extra minutes at Candlestick Park went in favor of the opponent in a year where most didn’t expect a storybook season. The 49ers defense played stoically, recording six sacks on Giants QB Eli Manning, which ranked t–2nd for the most sacks in a postseason game in franchise history (6 – four times, last vs. Den. – 1/29/90). TE Vernon Davis gave the 49ers a 7–0 lead with 7:11 remaining in the 1st qtr. after running a pattern down the right sideline and outracing the secondary for a 73-yd. TD receipt. from QB Alex Smith. On their ensuing drive, the Giants

drove from their own 31 to the San Francisco 34-yd. line. On 3rd-and–1, Manning and the Giants failed to get a first down despite two opportunities. The Giants eventually evened the score on a 10-play, 69-yd. drive when TE Bear Pascoe caught Manning’s short pass at the 6-yd. line and stepped into the end zone for the TD. The Giants added a FG with two seconds remaining in the 2nd qtr. to give them a 10–7 edge going into the locker room. Davis’ second TD of the game, gave the lead back to the Niners at 14–10 with 5:18 remaining in the 3rd qtr. San Francisco’s 3-play, 54-yd. TD drive was set up by a short pass to RB Frank Gore, who turned it into a 24-yd. gain. On the next play, Davis went in motion from right to left and caught a lofted pass to the end zone by Smith. The Giants took the lead back after the ball inadvertently glanced off WR Kyle Williams on a punt, giving the ball back to the Giants on the 49ers 29 yard line. Manning connected on a 17-yard pass to WR Mario Manningham to give the Giants a 17–14 lead with 8:41 remaining. Williams’ 40-yd. return on the ensuing kickoff enabled the 49ers to start their next possession at their own 45. On consecutive plays, Smith scrambled for 17 yds. and RB Kendall Hunter ran for 18 more, resulting in a K David Akers game-tying FG with 5:39 to go, 17–17. After both teams went 3-and-out on their first overtime possession, a Giants takeaway on a Williams fumble, forced by LB Jacquian Williams on a punt return, gave the Giants possession at their own 36 with 9:32 remaining. After converting one first down, K Lawrence Tynes sent the season-ending 31-yd. FG through the uprights.

	1st	2nd	3rd	4th	OT	Final
Giants	0	10	0	7	3	20
49ers	7	0	7	3	0	17

November 11, 2012
St. Louis 24, San Francisco 24

The 24–24 stalemate marked the 14th tie for the 49ers since joining the NFL in 1950 and first since 1986 [10–10 at Atl. (10/19)]. It also marked the 49ers first tie at Candlestick Park since 1972 [20–20 vs. NO (10/22)]. St. Louis got off to a fast start, scoring on a 36-yd. TD pass from QB Sam Bradford to WR Brian Quick. The Rams next possession went 7-plays, for 93-yds., ending with a 7-yd. TD run by RB Steven Jackson to make the score 14–0 at the end of the 1st qtr. The 49ers answered on their next possession, driving 78-yds. on 12-plays, capped off by QB Alex Smith’s 14-yd. TD pass to WR Michael Crabtree. Crabtree’s TD receipt. came on 3rd-and–7, marking his 3rd TD on 3rd down this season, ranking t–3rd in the NFL. Crabtree has tallied a TD in each of his last 5 games against St. Louis. Following the TD drive, Smith left the game due to injury. The San Francisco defense stiffened following the offense’s TD, forcing two consecutive three-and-outs and what would have been a third if not for P Johnny Hekker’s 1st down completion on a Rams fake punt. Three plays after the fake punt, LB Aldon Smith ended the Rams drive and the 1st half with his first of 2.0 sacks in the game. Smith has recorded 9.5 sacks for the season and 23.5 for his career. Smith’s 9.5 sacks ranks 3rd in the NFL and 1st in the NFC. The first possession for each team to start the 3rd qtr. resulted in no change on the scoreboard. With 8:43 remaining in the 3rd qtr., St. Louis began a 16-play drive that milked 8:25 off the clock and resulted in a 27-yd. FG by K Greg Zuerlein, stretching the lead to 17–7. On the

49ers next possession, Alex Smith's backup, QB Colin Kaepernick, led the Niners down the field, completing 5 of 5 pass attempts for 67-yds. Kaepernick finished the drive with a 7-yd. TD run, as he successfully dove inside the pylon with 8:48 remaining in the 4th qtr. On the ensuing kickoff, RB Isaiah Pead fumbled the ball at the St. Louis 28-yd. line. CB Tramaine Brock (1st career FT) forced the fumble, it was recovered by S Darcel McBath (1st career FR) and returned 8-yds. to the Rams 20-yd. line. The 49ers first play following the fumble resulted in a 20-yd. TD run by RB Frank Gore. Gore rushed for 97-yds. on 21 carries. The 20-yd. TD run marked his 5th TD of the season and 48th of his career. He finished the game trailing just RB Joe Perry (50) and RB Roger Craig (50) for the most rushing TDs in franchise history. The TD made the score 21-17 in San Francisco's favor with 8:29 left in the 4th qtr. The Rams answered the 49ers score with a score of their own, going 14-plays, for 81-yds. capped off by a 2-yd TD pass from Bradford to WR Austin Pettis. The long St. Louis drive left only 1:13 on the clock, as the 49ers trailed 24-21. Kaepernick engineered an 8-play, 63-yd. drive under pressure, accounting for 54 yds. to set K David Akers up for a 33-yd. game-tying FG to force overtime. In the extra period, St. Louis won the toss and elected to receive. On the Rams first play, Amendola recorded an 80-yd. recept. down to the 49ers 2-yd. line, but an illegal formation penalty against the Rams erased the long catch and brought the ball back to the St. Louis 13-yd. line. A few plays later, San Francisco forced a Rams punt, setting up good field position for the 49ers offense. The 49ers drove down to the St. Louis 23-yd. line, to set Akers up for a 41-yd. FG attempt that was wide left. The Rams took the ball, drove to the San Francisco 40-yd. line and Zuerlein also missed the potential game-winning FG as neither team was able to score before the clock ran out, resulting in a tie.

	1st	2nd	3rd	4th	OT	Final
Rams	14	0	3	7	0	24
49ers	0	7	0	17	0	24

December 2, 2012
St. Louis 16, San Francisco 13

The 49ers and Rams had to play deep into overtime for the second time this season, as St. Louis outlasted San Francisco in a tough divisional matchup. Both defenses played well, resulting in only one scoring play during the 1st half. After forcing a Rams 3-and-out, the 49ers took over on their own 40-yd. line. On the first play of the drive, RB Frank Gore gained 23-yds. on the ground, putting the ball at the St. Louis 37-yd. line. The offensive line continued to open up holes for Gore, as he ran for 18 more yds. on 3 carries and capped off the drive with a 1-yd. TD run, making the score 7-0 with 3:01 remaining in the 1st qtr. After the San Francisco TD, the Rams offense was held to its second consecutive 3-and-out. With 2:31 remaining in the 2nd qtr., the 49ers defense recorded its third 3-and-out in four defensive series, with LB Aldon Smith forcing a long 3rd down after registering his 17.5 sack of the season. His 17.5 sacks ties the 49ers single-season franchise record (Fred Dean - 1983). Smith now has 31.5 career sacks, surpassing Hall of Fame DE Reggie White (31.0) for the most sacks by a player in their first two years in NFL history. On the 49ers second possession of the 3rd qtr., Kaepernick was flagged for intentional grounding in the end zone, which resulted in a safety making the score 7-2 with 4:36 left in the 3rd qtr. San Francisco

answered with its next offensive possession, marching 94-yds. on 13 plays to setup K David Akers for a 23-yd. FG. WR Michael Crabtree caught 4 passes for 69 during the drive. For the game, Crabtree tallied 7 receipts. for 101 yds., marking his 2nd 100-yd. game of the season and 5th of his career. The Rams were unable to get on the scoreboard with their next offensive possession, but they did after recovering a fumble by Kaepernick on 3rd-and-3 and CB Janoris Jenkins returned the loose ball 2 yds. for a TD. QB Sam Bradford completed the 2-point conversion attempt to TE Lance Kendricks to knot the score at 10 apiece with 3:04 remaining in the 4th qtr. Kaepernick showed poise on the next possession, following the fumble, as he rushed for 50 yds. down to the St. Louis 14-yd. line. Kaepernick rushed for 84 yds. on 9 carries. His 84 yds. on the ground are the most by a 49ers quarterback since Steve Young rushed for 102-yds. vs. NO (12/23/90). Akers was able to put the 49ers up by 3 with a 33-yd. FG with 1:38 remaining. The Rams managed to drive 45 yds. on 7 plays to set Zuerlein up for a 53-yd. FG that sailed through the uprights as the clock expired to send the game into overtime. In overtime, it took 14:30 of 15 minutes to decide the outcome of the game, as Zuerlein made a 54-yd. FG to end the game with a final score of 16-13.

	1st	2nd	3rd	4th	OT	Final
49ers	7	0	0	6	0	13
Rams	0	0	2	11	3	16

November 9, 2014
San Francisco 27, New Orleans 24

A late-game sack and forced fumble by LB Ahmad Brooks setup a game-winning FG in overtime by K Phil Dawson, as the 49ers defeated the Saints, 27-24, at the Mercedes-Benz Superdome. On the opening drive of the game, QB Drew Brees' pass intended for WR Marques Colston was picked off by S Antoine Bethea and returned to the Saints' 19-yd. line. Three plays later, RB Frank Gore scored from four yards out to give the 49ers an early 7-0 lead. On the drive, Gore moved past RBs Eddie George and Tiki Barber for the 24th most rushing yds. in NFL history. A three-and-out by the Saints gave San Francisco the ball at its own 21-yd. line. The 49ers offense pieced together a 13-play, 79-yd. drive that was capped off by a 9-yd. TD run by RB Carlos Hyde. With the 49ers leading 14-0, the Saints responded with a scoring drive of their own, as K Shayne Graham connected on a 40-yd. FG to make the score 14-3. Early in the 2nd qtr., Brees found WR Brandin Cooks for a 31-yd. TD pass to bring the score to 14-10. San Francisco's offense countered with a 15-yd. TD pass from QB Colin Kaepernick to WR Anquan Boldin to extend his streak of at least one TD pass to 16 consecutive games, the 2nd longest streak by a QB in franchise history. Boldin recorded 6 receipts. for 95 rec. yds. and 1 TD, and now has 635 recept. yds. this season, becoming one of 12 players in NFL history to register 12 seasons with 600-or-more rec. yds. Both teams exchanged punts before the Saints drove down to the 49ers 22-yd. line, where CB Chris Culliver picked of Brees' pass in the end zone to close the first half. On New Orleans' second drive of the 3rd qtr., Brees led the Saints offense on a 10-play, 64-yd. drive and found TE Jimmy Graham for an 11-yd. TD. With the 49ers leading 21-17 late in the game, Brees connected with Graham for the duo's 2nd TD of the game to give the Saints a 24-21 lead with 1:55 remaining. Unable to gain ground on its first three plays, San Francisco's

offense faced a critical 4th-and-10 on its own 22-yd. line. Kaepernick scrambled to his right and found WR Michael Crabtree on a 51-yd. reception. Three plays later, K Phil Dawson kicked the game-tying FG from 45 yds. out to send the game into overtime. After both teams failed to score points on their first drives, the Saints regained possession with 7:43 left in OT. On 2nd-and-15, Brooks sacked and stripped Brees and the fumble was recovered by LB Chris Borland. On the ensuing play, Dawson kicked a game-winning, 35-yd. FG to give the 49ers the victory on the road.

	1st	2nd	3rd	4th	OT	Final
49ers	14	7	0	3	3	27
Saints	3	7	7	7	0	24

December 20, 2014
San Diego 38, San Francisco 35

San Francisco fell to San Diego, 38-35, in overtime in a game that saw the 49ers rush for a franchise-record 355 yds. On the opening drive of the game, RB Frank Gore ripped off a 52-yd. TD to give the 49ers an early 7-0 lead. Two possessions later, CB Perrish Cox intercepted QB Philip Rivers' pass intended for WR Seyi Ajirotutu, which marked his team-leading fifth INT of the season. Soon after, QB Colin Kaepernick drove the offense 67 yds. on 10 plays before finding WR Bruce Ellington on an 8-yd. TD pass. On San Diego's very next drive, S Antoine Bethea intercepted Rivers' pass and returned it 49 yds. for a TD to extend San Francisco's lead to 21-0. It marked the longest INT return and the first TD of Bethea's career. The Chargers responded on their next drive, as Rivers led an 8-play, 73-yd. drive that was capped off by a 15-yd. TD pass to WR Eddie Royal. Up 21-7, the 49ers held the ball for the final possession of the first half. San Francisco converted a 3-and-1 from San Diego's 1-yd. line on a reverse to Ellington, who scored on a 1-yd. TD run. With the score, Ellington became the first 49er to record both a rushing TD and receiving TD in the same game since Gore vs. NO (9/20/10), and the first 49ers rookie to accomplish the feat since RB Amp Lee at Min. (12/13/92). On San Diego's third drive of the 3rd qtr., Rivers found TE Antonio Gates on a 1-yd. TD pass. Following a nullified 70-yd. TD pass to TE Vernon Davis on San Francisco's next drive, Kaepernick was sacked and stripped and the fumble was recovered by Corey Liuget in the end zone to cut the 49ers' lead to 28-21. Following the turnover, Kaepernick ran 90-yds. for a touchdown to give San Francisco a 35-21 lead. His run marked the second-longest TD run by a QB in NFL history. In the 4th qtr., Rivers connected with Gates for a 21-yd. TD pass to cut the lead to 35-28. One drive later, Rivers orchestrated a late, 14-play, 80-yd. drive that was capped off by an 11-yd. TD pass to WR Malcolm Floyd to tie the game with 0:32 remaining in the game. The 49ers held the final possession of the game, but K Phil Dawson was unable to connect on a 60-yd. field goal to win the game. In overtime, the Chargers capitalized on a 49ers turnover and K Nick Novak kicked a game-winning 40-yd. FG to lead San Diego past San Francisco, 38-35.

	1st	2nd	3rd	4th	OT	Final
Chargers	0	7	14	14	3	38
49ers	7	21	7	0	0	35

December 6, 2015

San Francisco 26, Chicago 20

In Week 13, San Francisco traveled to the Windy City where they defeated the Chicago Bears at Soldier Field in overtime, 26–20. QB Blaine Gabbert completed 18–of–32 atts. for 196 yds. and 1 TD, while adding a career–high 75 (12.5 avg.) rushing yds. and his first career rushing TD. WR Anquan Boldin recorded 5 re–cepts. for 37 yds. on the day, becoming the 18th player in NFL history to record 13,000–or–more rec. yds. in their career. The Bears jumped out to an early 6–0 lead in the first quarter, as K Robbie Gould connected on 40–yd. and 51–yd. FGs on Chicago’s first two possessions. On the third Bears possession, 49ers DB Jimmie Ward stepped in front of a QB Jay Cutler pass and re–turned it 29–yds. for his first career INT and first career TD. It marked the first INT for a TD by the 49ers defense since 12/20/14 vs. SD (S Antoine Bethea – 49–yd. INT return). However, a blocked point after attempt kept the score at 6–6. Chicago would take a 13–6 lead on their next possession, as RB Matt Forte found the end zone on a 5–yd rush early in the second quarter. The 49ers were quick to respond, as Gabbert engineered a 16–play, 81–yd. drive that took over eight minutes off the clock, and ended with a 1–yd. TD run from RB Shaun Draughn, his first TD as a member of the 49ers. It marked Draughn’s 3rd career rushing TD and first since 11/1/12 at SD as a member of the Kansas City Chiefs. The game remained tied at 13 until midway through the fourth quarter, when Bears RB Ka’Deem Carey gave the home team the 20–13 advantage with a 4–yd. TD run. On the ensuing possession, Gabbert took over at his own 36–yd. line with 3:27 remaining in the game. On the 6–play drive, Gabbert rushed for 60 yds., including a career–long 44–yd. TD, the first of his career, to tie the game at 20–20. On the following kickoff, Chicago WR Deonte Thompson recorded a 74–yd. return, setting the Bears up with prime field position for the win. However, after running the game clock down to two seconds, Gould missed the 36–yd. FG wide left to send the game to overtime. After winning the coin toss and choosing to receive, the 49ers were forced to punt only to force the Bears to punt three plays later. On the first play of the second possession of overtime, Gabbert connected with WR Torrey Smith on a 71–yd. TD pass, his 3rd TD receipt. of 70–or–more yds. this season, to give San Francisco the 26–20 road victory. According to Elias, Smith became the first 49ers player to register 3 rec. TDs of 70–or–more yds. in the same season since WR John Taylor accomplished the feat in 1989.

	1st	2nd	3rd	4th	OT	Final
49ers	6	7	0	7	6	26
Bears	6	7	0	7	0	20

January 3, 2016

San Francisco 19, St. Louis 16

The San Francisco 49ers finished the 2015 season with a 19–16, overtime win over the St. Louis Rams at Levi’s® Stadium. San Francisco registered their second overtime win of the season [26–20 at Chi. (12/6/15)], marking the first time the team has won two overtime games in the same season since 2004 [31–28 vs. Arz. (10/10/04); 31–28 at Arz. (12/12/04)]. The win marked the ninth–consecutive regular season home finale win by the 49ers, the longest winning streak in home finales in the NFL. The San Francisco offense amassed 458 net yds. of total offense (108 rushing, 350 passing), the most by the 49ers since 9/8/13 vs. GB (494 net yds. – 90 rushing, 404 passing). QB Blaine Gabbert completed 28 of 44 atts., for a career–high 354 yds. and 1 TD. RB DuJuan Harris rushed for a team–high 67 yds. on 16 carries and also set career highs in receipts. (8) and rec. yds. (86). He became the first player to lead the team in both rushing and receiving yds. in the same game since RB Frank Gore vs. Sea. [16–131 rushing & 5–51 receiving (10/18/12)]. After the teams traded punts to open the game, Rams K Greg Zuerlein gave the road team a 3–0 lead midway through the first quarter with a 33–yd. FG. On the first play of the second quarter, Gabbert finished off a 7–play, 70–yd. drive with a 33–yd. TD pass to WR Anquan Boldin, his 4th TD receipt. of the season and 74th of his career. Boldin finished the game with 5 receipts. for 71 yds. and 1 TD. On the ensuing possession, the San Francisco defense held strong, forcing a Rams punt. However, St. Louis attempted a fake, but WR Bruce Ellington, deep for the punt return, ranged to his left and broke up the pass from Rams P Johnny Hekker in the end zone. Three plays later, Harris broke off a career–long 47–yd. run, setting up a 26–yd. FG by K Phil Dawson. St. Louis would respond on their next possession, as Zuerlein connected on a 32–yd. FG to make the score 10–6. After a 49ers turnover, Rams RB Tre Mason gave St. Louis a 13–10 lead with a 4–yd. TD run. Closing out the first half, Zuerlein converted from 44–yd. to give the Rams a 16–10 halftime advantage. Opening up the third quarter, Gabbert connected on a 44–yd. pass to Ellington to set up Dawson’s second FG of the day, this time a 28–yd. conversion. On the following possession, Zuerlein would miss a 52–yd. FG to keep the score at 16–13. With less than five minutes remaining, Dawson finished off a 12–play, 60–yd. drive with a 38–yd. FG to tie the game at 16 heading into overtime. Receiving the ball first, the 49ers were forced to punt on their opening possession. Taking over with the game on the line, St. Louis drove into 49ers territory to attempt a game–winning FG, but Zuerlein’s 48–yd. FG att was blocked by CB Dontae Johnson. Looking to finish the season on a high note, Gabbert connected with WR Quinton Patton for 33–yds. to set up the game–winning 23–yd. FG by Dawson to give San Francisco the 19–16 overtime win. Dawson connected on all 4 FGAs on the day, giving him 386 career made FGs, ranking t–9th in NFL history. In tying his season–high of 13 points scored, Dawson became the 16th player in NFL history to reach 1,600 career pts. [1,611].

	1st	2nd	3rd	4th	OT	Final
Rams	3	13	0	0	0	16
49ers	0	10	3	3	3	19

December 11, 2016

New York Jets 23, San Francisco 17

On a cloudy afternoon in Santa Clara, the 49ers fell to the New York Jets in overtime, 23–16. The 49ers offense rushed for a season–high 248 yds. on 27 atts. (9.2 avg.), with the 9.2 yds./carry avg. ranking as the 2nd–highest single–game avg. by the team in franchise history [24 atts. for 263 yds. (11.0 avg.) vs. Dallas Texans (10/26/52)]. RB Carlos Hyde registered a career–high 193 yds. on 17 atts. (11.4 avg.), his 2nd 100–yd. rushing game of the season and 3rd of his career. Hyde’s 193 rushing yds. are the 6th–most in a single game in franchise history and his 11.4 yds./carry avg. are the 5th–highest in a single game in franchise history (min. 10 atts.). On the day, the 49ers defense recorded a season–high 6.0 sacks, the most since 11/25/13 at Was. (6.0 sacks) with DL DeForest Buckner sacking Jets QB Bryce Petty twice, marking his second career multi–sack game [2.0 sacks at Buf. (10/16/16)]. On the opening possession of the game, DB Jimmie Ward intercepted Petty and returned it 8–yds. deep in Jets territory, marking his 1st INT of the year and 2nd of his career. Capitalizing on the Ward takeaway, Hyde hauled in a 7–yd. TD pass from QB Colin Kaepernick on the 49ers first offensive play from scrimmage, his the 2nd receiving TD of the season and of his career. After forcing a Jets punt, RB Shaun Draughn finished off the 4–play, 81–yd. drive that was set up by a career–long 47–yd. run by Hyde with a 4–yd. TD run, his 2nd rushing TD of the year and 5th of his career to put the 49ers up 14–0. In the 1st Qtr., the 49ers offense amassed 193 total net yds. (98 rushing; 95 passing), the 4th–most by any team in the 1st Qtr. this season. In the opening frame, Kaepernick completed 7 of 7 atts. for 95 yds. and 1 TD with a perfect passer rating of 158.3, marking the 8th time in his career he has had a perfect passer rating in any quarter. In the second quarter, the teams traded field goals as San Francisco entered halftime with the 17–3 lead. In the 3rd Qtr., the Jets closed the gap to 17–6 with a 30–yd. FG from K Nick Folk. Midway through the 4th Qtr., Jets RB Bilal Powell found the end zone from 5–yds. out and QB Bryce Petty added the two–point conversion to make the score 17–14. With :43 seconds remaining, Folk converted a 50–yd. FG to send the game to overtime. After the 49ers couldn’t convert on fourth down at the Jets 37–yd. line, Powell rushed left for a 19–yd. TD to give New York a 23–17 victory.

	1st	2nd	3rd	4th	OT	Final
Jets	0	3	3	11	6	23
49ers	14	3	0	0	0	17

October 1, 2017

Arizona 18, San Francisco 15

In a back and forth NFC West battle, San Francisco fell to Arizona 18–15 in overtime at University of Phoenix Stadium. 49ers K Robbie Gould was perfect on the day, connecting on all 5 of his FGAs (49, 39, 47, 48, 23) and has now made each of his first 11 FGs on the season. Gould is the first 49ers kicker to make each of his first 11 FGs of a season since K Jose Cortez made 11 consecutive to begin the 2001 season. The Cardinals drove down the field on their first possession, but San Francisco made a big stop as LB Ray–Ray Armstrong intercepted Cardinals QB Carson Palmer in the end zone. The INT is the 2nd of Armstrong’s career and his 1st since (9/12/16) vs LAR. Later in the 1st quarter Gould made a 49–yd. FG to give the 49ers an early 3–0 lead. Arizona K Phil Dawson made a 29–yd. FG to even the score at 3 apiece early in the 2nd quarter. Both kickers would continue to exchange FGs as Gould made a 39–yd. FG, and Dawson answered with a 43–yd. FG to even the score, 6–6, at halftime. San Francisco received the opening kick to start the 2nd half but had to settle for a 47–yd. FG by Gould to give the Niners a lead 9–6. On the Cardinals’ next drive, DL DeForest Buckner sacked Cardinals QB Carson Palmer for a 7–yd. loss on 3rd down to force a 50–yd. FG by Dawson, tying the game at 9–9. Buckner has now recorded a sack in back–to–back games when facing the Arizona Cardinals [1–9 sack (11/13/16)]. Gould then nailed in a 48–yd. FG to put San Francisco ahead 12–9 at the end of the 3rd quarter. Dawson would then make a 32–yd. FG early in the 4th quarter to tie the game once more, 12–12. As the 49ers defense ramped up late in the game LB Ray–Ray Armstrong sacked Cardinals QB Carson Palmer for a 5–yd. loss and is the first 49ers player to record 1.0 sack and 1 INT in the same game since DB Jimmie Ward vs. NYJ (12/11/16). Two plays later DL Elvis Dumervil sacked Palmer for a 11–yd. loss, the 100th sack of his career. Dumervil is now the 32nd player to reach 100 career sacks since 1982 and currently has the third–most sacks among active players. Neither team would score again in the 4th quarter as the game would go to into overtime. San Francisco received the ball first and orchestrated a 17–play, 73–yard drive resulting in a Robbie Gould 23–yd. FG to put the 49ers ahead 15–12. After some late–game heroics, Larry Fitzgerald caught a 19–yd. TD from Palmer with 38 seconds remaining to give Arizona the win, 18–15.

	1st	2nd	3rd	4th	OT	Final
49ers	3	3	6	0	3	15
Cardinals	0	6	3	3	6	18

October 8, 2017

Indianapolis 26, San Francisco 23

San Francisco fell on the road to the Indianapolis Colts in a closely contested overtime battle, 26–23, the 49ers’ second consecutive overtime loss. To begin the game, Colts K Adam Vinatieri made a 52–yd. FG to put the Colts ahead 3–0. On the 49ers’ next drive, K Robbie Gould made a 28–yd. FG to even the score at 3–3. With a minute to go in the first half Vinatieri connected on a 23–yd. FG to put Indianapolis ahead 6–3, but the Colts didn’t hold a lead for long as the 49ers offense moved quickly down the field where Gould made a 43–yd. FG to even the score 6–6 going into the half. The Colts would score twice in the 3rd quarter as Vinatieri made a 38–yd. FG and RB Marlon Mack scored on a 22–yd. TD run to put Indianapolis ahead 16–6 going into the 4th. Gould would then make a 40–yd. FG, trimming the Colts lead to 16–9. On the Colts’ ensuing possession, QB Jacoby Brissett ran for a 3–yd. TD to increase their lead to 23–9. The 49ers offense answered quickly as

QB Brian Hoyer connected with WR Marquise Goodwin for 51–yds. Three plays later, Hoyer shoveled the ball to FB Kyle Juszczyk for a 6–yd. TD pass, his first of the season and the 6th TD recept. of his career. After forcing the Colts to punt, Hoyer led a 14–play, 89–yd. drive resulting in a 5–yd. TD pass to TE George Kittle on 4th down, tying the game 23–23 with :20 to force overtime. Indianapolis won the overtime coin toss and received the ball first, driving all the way to the SF 8 yd. line where LB Ray–Ray Armstrong intercepted Brissett and returned the INT 29–yds. San Francisco was unable to capitalize on the turnover and punted the ball back to Indianapolis. The Colts got into field goal range a few plays later and K Adam Vinatieri nailed a 51–yd. FG to give the home team a 26–23 victory.

	1st	2nd	3rd	4th	OT	Final
49ers	3	3	0	17	0	23
Colts	3	3	10	7	3	26

December 16, 2018

San Francisco 26, Seattle 23

On a rainy day at Levi’s Stadium, the 49ers defeated the Seattle Seahawks for the first time since 2013 in a hard–fought, overtime battle, 26–23. The game was a back and forth affair all afternoon and started with Seattle scoring the game’s first points after QB Russell Wilson found WR Doug Baldwin for a 5–yd. TD pass, but K Sebastian Janikowski missed the extra point attempt thereafter. On the following play, the 49ers seized a 7–6 lead after rookie WR Richie James Jr. took the kickoff return 97 yards for a touchdown. James Jr.’s return marked the first time a member of the 49ers has registered a kickoff return for a TD since WR Ted Ginn Jr. took it 102 yards for a touchdown in 2011 [vs. Sea. (9/11/11)]. James Jr. also became first 49ers rookie to register a kickoff return for a TD since 1981 [RB Amos Lawrence – 92–yd. KR TD at LAR (11/22/81)]. The 49ers opened the scoring in the 2nd quarter with a 10–play, 98–yard touchdown drive that was completed with a 41–yd. TD pass from QB Nick Mullens to TE Garrett Celek. The scoring drive was the team’s longest since 2002 when the 49ers capped off a 12–play, 99–yd. drive with a 6–yd. TD rush by RB Kevan Barlow at Sea. (10/14/02). With the score, the 49ers were able to extend their lead to 14–6. On the next possession, Wilson found Baldwin for another touchdown to bring the score to 14–13. Next, Mullens took the ball back and led the offense down the field to set up a 28–yd. FG from K Robbie Gould to extend the team’s lead to 17–13 going into the half. After the teams traded punts to open the second half, Mullens again moved the 49ers offense within scoring range to set up a 33–yd. FG from Gould, pushing the San Francisco lead to 20–13. Seahawks RB Chris Carson kicked off a dramatic fourth quarter with a 1–yd. TD rush on 4th down to tie the game at 20 apiece. On the next possession, the 49ers offense provided room for a game–long, 45–yd. FG from Gould to take a 23–20 lead. Seattle then tied the game on the subsequent drive with a 48–yd. FG from Janikowski. In a tie game, late in the 4th quarter and OT, the 49ers defense forced the Seahawks offense to punt on each of their final three possessions of the game. Seattle won the overtime coin toss and elected to receive, but the 49ers defense held their ground and forced a three–and–out, turning the ball back over to the offense at the 38–yd. line. The 49ers offense ran the ball effectively in their overtime drive and again moved the ball within range for Gould, who knocked in a 36–yd. FG, his fourth of the day, to clinch the victory over their division foe, 26–23. With 14 points on the day, Gould became the 23rd kicker in NFL history to register at least 1,500 points in their career. He has also registered 111

points this season, marking the first time he has scored 100–or–more points in consecutive seasons since he did so in six straight years with Chicago from 2006–11.

	1st	2nd	3rd	4th	OT	Final
Seahawks	6	7	0	10	0	23
49ers	7	10	3	3	3	26

November 11, 2019

Seattle 27, San Francisco 24

The 49ers fell to the Seattle Seahawks 24–27 (OT) on ESPN’s *Monday Night Football*. On the opening drive of the game, San Francisco got on the board as K Chase McLaughlin knocked in a 43–yd. FG to open the scoring, as the 49ers went up 3–0. On the following drive, DL D.J. Jones sacked Seahawks QB Russell Wilson on third down, forcing the Seahawks to punt. QB Jimmy Garoppolo led the 49ers down the field on their next possession, as the offense put together a 7–play, 83–yd. drive, punctuated by a 10–yd. TD recept. by WR Kendrick Bourne to give the 49ers a 10–0 lead. The 49ers defense forced a second consecutive three–and–out to regain possession. After the 49ers were forced to punt, 49ers LB Fred Warner registered his first career sack, as he brought down Wilson. The Seahawks got on the board in the 2nd Qtr. as DE Jadeveon Clowney recovered a Garoppolo fumble and returned it for a 10–yd. TD to close the gap to 10–7. On the Seahawks ensuing possession, S Jaquiski Tartt forced and recovered a Seahawks WR D.K. Metcalf fumble at the 49ers 2–yd. line to prevent a scoring opportunity late in the 1st half. On the first drive of the 2nd half, CB K’Waun Williams forced a RB Rashaad Penny fumble, which was recovered by DL DeForest Buckner. Later in the 3rd Qtr., the Seahawks took the lead with a 3–yd. TD recept. by TE Jacob Hollister to make the score 14–10. On their next possession, Seattle added to the lead, as RB Chris Carson scored on a 1–yd. TD run, extending the lead to 21–10. In the 4th Qtr., DL Arik Armstead and Williams shared a sack, as they brought down Wilson. On the same play, Armstead forced Wilson to fumble, which was recovered by Seahawks G/T Germain Ifedi. Warner then stripped the ball from Ifedi, which was recovered by Buckner and returned 12 yds. for a TD. It marked Buckner’s first career TD. Garoppolo connected with Bourne on the two–point conversion to close the gap to 21–18. After forcing another three–and–out, the 49ers continued the comeback as McLaughlin connected on a 39–yd. FG to tie the score at 21–21. Late in the 4th Qtr., the Seahawks took a 24–21 on a 46–yd. FG by K Jason Myers. With 1:45 left on the clock, the 49ers marched down the field, as McLaughlin connected on a 47–yd. FG to tie the score, 24–24, at the end regulation. The Seahawks began overtime with possession of the ball, as Wilson was sacked by Armstead for a 6–yd. loss. LB Dre Greenlaw intercepted a pass intended for Hollister, and returned it for 47–yds., his first career INT. Following possessions by both teams, Myers connected on a game–winning 42–yd. FG as time expired.

	1st	2nd	3rd	4th	OT	Final
Seahawks	0	7	14	3	3	27
49ers	10	0	0	14	0	24

December 12, 2021

San Francisco 26, Cincinnati 23,

The 49ers defeated the Cincinnati Bengals, 26–23, in overtime at Paul Brown Stadium. After each team's defense forced a 3–n–out to begin the game, Bengals CB Darius Phillips fumbled the 49ers second punt of the day, as WR River Cracraft quickly recovered the ball and put San Francisco's offense at Cincinnati's 23–yd. line. The takeaway led to a 33–yd. FG from K Robbie Gould that put the 49ers ahead 3–0. The Bengals tied things up at 3–3 when K Evan McPherson made a 37–yd. FG on the following drive. After a Cincinnati punt, QB Jimmy Garoppolo led the 49ers on a 6–play, 75–yd. scoring drive capped off by a 27–yd. TD run by WR Deebo Samuel Sr.. After the teams exchanged punts, McPherson connected on a 28–yd. FG to cut Cincinnati's deficit down to 6–10 just before halftime. On the ensuing possession, San Francisco was forced to punt, but Phillips muffed P Mitch Wishnowsky's kick for a second time. The ball was quickly scooped up by WR Trent Sherfield, putting the 49ers at the Bengals 31–yd. line with a little over 1 minute remaining in the first half. The 49ers were able to capitalize on the takeaway as Garoppolo found TE George Kittle for a 14–yd. TD pass that put San Francisco ahead 17–6 at halftime. After the defense forced a 3–n–out on the opening possession of the 2nd half, the 49ers added to their advantage as Gould made a 24–yd. FG to make the score 20–6. After being held scoreless in the 3rd qtr., QB Joe Burrow found WR Ja'Marr Chase on a 17–yd. TD pass during Cincinnati's first possession of the 4th qtr. to make the game 20–13. The game's next three possessions resulted in punts. With just under 3 minutes remaining in regulation, Burrow led the Bengals on a 7–play, 87–yd. scoring drive, completed by a 32–yd. TD pass to Chase tied that game at 20–20. The 49ers drove 50 yds. up field in the final minute of regulation, setting up Gould for a potential game-winning kick from 47 yds. out. The kick missed, forcing overtime. In overtime, the Bengals won the toss and elected to receive. The 49ers defense held strong, forcing Cincinnati to settle for a field goal, which McPherson made from 41 yds. out. On the ensuing possession, Garoppolo led the 49ers on a 7–play, 75–yd. scoring drive that was capped off by a 12–yd. TD pass to WR Brandon Aiyuk that secured the win, 26–23.

	1st	2nd	3rd	4th	OT	Final
49ers	3	14	3	0	6	26
Bengals	3	3	0	14	3	23

January 9, 2022

San Francisco 27, Los Angeles Rams 24,

The 49ers defeated the Los Angeles Rams, 27–24, in overtime at SoFi Stadium. San Francisco's defense held the Rams to a FG on the game's opening possession, as Rams K Matt Gay connected on a 43–yd. FG to put Los Angeles ahead 3–0. After forcing a 49ers punt, Rams QB Matthew Stafford found Rams TE Tyler Higbee for a 2–yd. TD pass on 4th down to make the score 10–0. The 49ers were forced to punt on their next possession and Rams WR Brandon Powell set Los Angeles up with great field position after a 31–yd. punt return to the 49ers 19–yd. line. Stafford connected with Higbee again, this time on a 15–yd. TD pass, making the score 17–0. Just before halftime, the 49ers got on the board as QB Jimmy Garoppolo led a 6 play, 61–yd. drive in 38 seconds, which set up K Robbie Gould for a 42–yd. FG that made the score 17–3 at the break. On the opening possession of the 3rd qtr., Garoppolo led the 49ers out on a 7–play, 75–yd. scoring drive which was capped off by 16–yd. TD run by WR Deebo Samuel Sr., narrowing San Francisco's deficit to 10–17. Following a 3–n–out, San Francisco's offense immediately went back to work on an 11–play, 74–yd.

drive, resulting in a 24–yd. TD pass from Samuel Sr. to WR Jauan Jennings that evened the game at 17–17. CB Emmanuel Moseley picked off Stafford three plays into the following possession, returning the ball to the 49ers offense. After the teams traded punts, the 49ers offense was driving, but Garoppolo was picked off by Rams CB Jalen Ramsey in the end zone. The Rams responded with a 9 play, 92–yd. drive TD drive as Stafford connected WR Cooper Kupp on a 4–yd. TD pass that put the Rams ahead, 24–17. Following a pair of punts, Garoppolo lead the 49ers out on a 5–play, 88–yd. drive, punctuated by a 14–yd. strike to Jennings that tied the game at 24–24 with 26 seconds left in the 4th qtr. In overtime, the 49ers won the coin toss and methodically went on a 12–play, 69–yd. drive that lasted 7:15 and was capped off by a 24–yd. FG by Gould that gave San Francisco its first lead of the day, 27–24. On the ensuing possession, CB Ambry Thomas picked off Stafford, sealing the victory for the 49ers.

	1st	2nd	3rd	4th	OT	Final
49ers	0	3	14	7	3	27
Rams	3	14	0	7	0	24

January 1, 2023

San Francisco 37, Las Vegas 34,

The 49ers earned their 9th win in a row with a 37–34 overtime win over the Las Vegas Raiders on New Year's Day. The Raiders opened the game with a 6–play, 70–yd. drive that ended with a 24–yd. TD receipt by WR Darren Waller from QB Jarrett Stidham. The 49ers offense responded with an 8–play, 67–yd. TD drive of their own. RB Christian McCaffrey broke a 37–yd. run to set up a 2–yd. TD pass from QB Brock Purdy to WR Brandon Aiyuk to tie the game. With the help of a 27–yd. throw to WR Davante Adams, Las Vegas drove the ball down the field before the San Francisco defense made a goal line stop to hold the Raiders to a 20–yd. K Daniel Carlson FG. On the ensuing drive, 49ers QB Brock Purdy connected with TE George Kittle on a 2–yd. TD pass to complete a 13 play, 75–yd. scoring drive. The 49ers defense made another goal line stand, stopping the Raiders offense on 4th down to prevent a score. The Raiders took advantage of a short field before the half, driving the ball 44 yds. in 18 plays to set up a Stidham 4–yd. TD pass to Adams. After the 49ers offense went three–n–out to start the second half, Stidham hit Adams for a 60–yd. TD to go up by two scores. On the next drive, McCaffrey ran for a 14–yd. TD score. The San Francisco defense came up with a three–n–out before QB Brock Purdy threw an interception to CB Amik Robertson to give the Raiders the ball at the Las Vegas 18–yd. line. 49ers DL Drake Jackson responded with an interception on a Stidham tipped pass to get the ball back for the 49ers and set up a 43–yd. K Robbie Gould FG to tie the game. San Francisco tacked on another 24–yd. Gould FG before the Raiders tied it up with a 57–yd. Carlson FG. The 49ers moved the ball with a 23–yd. Aiyuk receipt. and a 38–yd. scamper on a short pass to McCaffrey and took the lead again with a 14–yd. RB Jordan Mason TD run. The Raiders tied it up again with a 3–play, 75–yd. drive ending in a 1–yd. RB Josh Jacobs TD run. QB Brock Purdy drove the ball into FG range, but with no time left on the clock, Gould missed a 41–yd. FG attempt which sent the game into overtime. Las Vegas started overtime with the ball before a Stidham to Adams pass was intercepted by S Tashaun Gipson Sr. and returned to the Las Vegas 7–yd. line. Gould hit a 23–yd. FG to seal the victory for San Francisco.

	1st	2nd	3rd	4th	OT	Final
49ers	7	7	7	13	3	37
Raiders	10	7	7	10	0	34

February 11, 2024

Kansas City 25, San Francisco 22
Super Bowl LVIII

The San Francisco 49ers faced off against the Kansas City Chiefs in Super Bowl LVIII in Las Vegas at Allegiant Stadium. San Francisco opened up the game on offense, taking the ball to the Kansas City 29–yardline before RB Christian McCaffrey fumbled the ball and the Chiefs recovered. The 49ers defense responded by forcing a three–n–out, handing the ball back to the offense who took it to the San Francisco 40–yardline before punting it back to the Chiefs. After allowing a 10–yd. gain on the first play, the 49ers defense stepped up, including a 4–yd. DL Chase Young sack to force another Kansas City punt. On the next drive, the 49ers took the ball 46 yards on 10 plays to set up a 55–yd. K Jake Moody FG for the first points of the game. After allowing a 52–yd. QB Patrick Mahomes completion to WR Mecole Hardman on the next drive, DB Deommodore Lenoir forced a RB Isiah Pacheco fumble recovered by DL Javon Hargrave on the San Francisco 8–yardline. After exchanging punts, QB Brock Purdy and the San Francisco offense put together an 8–play, 67–yd. drive culminating with a RB Christian McCaffrey 21–yd. receiving TD on a WR Jauan Jennings short pass to put the 49ers up by 10. The Chiefs responded by taking the ball down the field and setting up a K Harrison Butker 28–yd. FG before halftime to get on the scoreboard. The San Francisco defense started the second half strong with a S Ji'Ayir Brown interception of QB Patrick Mahomes on the third offensive play of the half. The 49ers failed to capitalize on the turnover and after the teams exchanged punts, the Chiefs moved the ball 47 yards over nine plays to set up a K Harrison Butker 57–yd. FG. On the next Kansas City punt, the ball bounced off CB Darrell Luter Jr.'s leg and WR Ray-Ray McCloud III was unable to recover, allowing the Chiefs to start with the ball on the San Francisco 16 yardline. QB Patrick Mahomes found WR Marquez Valdes-Scantling in the end zone on the next play to take their first lead of the game. The 49ers responded by moving the ball 75 yards on 12 plays, setting up a 10–yard WR Jauan Jennings 10–yd. TD reception but the extra point was blocked, keeping Kansas City within a field goal. The Chiefs tied the game at 16 on the next drive, taking the ball 69 yards on 12 plays to set up a 24–yd. K Harrison Butker FG. QB Brock Purdy led the offense down the field, including a 22–yd. completion to WR Jauan Jennings to set up a 53–yd. K Jake Moody FG with less than two minutes left in regulation. Kansas City QB Patrick Mahomes drove their offense 64 yds. to set up a game-tying 29–yd. FG. The 49ers took the ball first in overtime, driving the ball 66 yards on 13 plays to set up a 27–yd. K Jake Moody FG. The Chiefs responded with a 13–play drive of their own, driving the ball 75 yards and ending the game 25–22 on a QB Patrick Mahomes 3–yd. TD pass to WR Mecole Hardman.

	1st	2nd	3rd	4th	OT	Final
49ers	0	10	0	9	3	22
Chiefs	0	3	10	6	6	25

PRESEASON RESULTS (SINCE 1946)

1946 (2-0)		
17	L.A. Dons (San Diego/10,000)–A–24	7
34	Chicago Rockets (Kezar/34,000)–S–1	14

1947 (0-1)		
7	L.A. Dons (Kezar/19,000)–A–24	14

1948 (2-0)		
42	L.A. Dons (Pasadena/58,207)–A–18	24
42	Baltimore (Kezar/35,139)–A–22	14

1949 (2-0-1)		
28	L.A. Dons (Los Angeles/81,272)–A–10	7
21	Buffalo (Kezar/28,084)–A–14	0
21	Cleveland (Cleveland/31,157)–A–19	21

1950 (1-4)		
12	Washington (Kezar/51,201)–A–20	31
10	Philadelphia (Kezar/17,000)–A–27	28
27	Baltimore (Baltimore/6,000)–A–30	14
21	Chicago Cards (Chicago/29,207)–S–1	28
10	Pittsburgh (Pittsburgh/19,733)–S–10	13

1951 (4-1)		
45	Washington (Kezar/27,280)–A–19	14
7	Chicago Bears (Kezar/38,836)–A–26	24
24	Pittsburgh (Syracuse/18,000)–S–8	7
20	Green Bay (Minneapolis/19,021)–S–12	0
37	Chicago Cards (Omaha/10,000)–S–23	17

1952 (7-0)		
79	SF Broncos+ (Kezar/87,000)–A–10	0
35	Washington (Kezar/35,234)–A–17	0
38	Chicago Cards (Kezar/34,109)–A–24	14
17	L.A. Rams (Los Angeles/67,799)–S–3	7
29	Pittsburgh (Pittsburgh/21,759)–S–7	14
35	Cleveland (Akron/30,199)–S13	31
76	San Jose Packers+ (SJ/6,839)–S–19	0

1953 (3-3-1)		
42	Fort Ord# (Sacramento/17,000)–A–15	7
7	New York (Kezar/36,273)–A–23	20
7	Washington (Kezar/25,784)–A–30	0
10	L.A. Rams (Los Angeles/39,816)–S–3	35
31	Philadelphia (San Antonio/15,378)–S–7	28
14	Chicago Cards (Kezar/22,736)–S–13	14
21	New York (New York/22,551)–S–17	28

1954 (7-0)		
42	Fort Ord# (Kezar/19,779)–A–8	14
43	New York (Kezar/29,296)–A–15	35
30	Washington (Sacramento/23,389)–A–21	7
42	Chicago Cards (Kezar/24,559)–A–29	7
38	Cleveland (Kezar/46,877)–S–5	21
28	L.A. Rams (Los Angeles/84,572)–S–10	27
37	Pittsburgh (Tucson/16,000)–S–15	14

Service Team + Semi Pro Team

1955 (5-1)		
7	Washington (Kezar/27,237)–A–7	6
60	Pittsburgh (Sacramento/23,496)–A–13	14
17	New York (Seattle/49,000)–A–20	28
17	Cleveland (Kezar/41,604)–A–28	14
43	Chicago Cards (Kezar/33,579)–S–4	7
31	L.A. Rams (Los Angeles/65,633)–S–9	10

1956 (3-3)		
28	Cleveland (Kezar/38,741)–A–19	17
20	Washington (Kezar/27,812)–A–26	0
14	Chicago Cards (Kezar/28,758)–S–2	13
14	New York (Portland/28,448)–S–8	21
24	L.A. Rams (Los Angeles/57,688)–S–14	33
14	Philadelphia (Sacramento/20,989)–S–23	21

1957 (5-1)		
24	New York (Kezar/33,673)–A–18	15
27	Washington (Kezar/24,781)–A–25	21
21	Cleveland (Kezar/32,840)–S–1	17
27	Chicago Cards (Kezar/28,000)–S–7	21
27	L.A. Rams (Los Angeles/75,172)–S–13	58
17	Philadelphia (Kezar/21,817)–S–22	14

1958 (3-3)		
10	New York (Kezar/25,657)–A–17	19
20	Washington (Portland/25,442)–A–23	19
55	Chicago Cards (Kezar/23,997)–A–31	31
21	Cleveland (Kezar/31,339)–S–7	16
38	L.A. Rams (Los Angeles/62,546)–S–12	40
28	Philadelphia (Kezar/33,398)–S–21	31

1959 (2-4)		
27	Washington (Kezar/21,201)–A–16	24
17	Green Bay (Kezar/18,916)–A–23	24
17	Cleveland (Kezar/24,737)–A–30	14
24	Chicago Cards (Seattle/23,000)–S–5	27
14	L.A. Rams (Los Angeles/59,552)–S–12	48
13	New York (Salt Lake City/18,496)–S–19	17

1960 (3-3)		
16	Dallas (Seattle/22,000)–A–6	10
31	Washington (Kezar/13,163)–A–14	7
45	Philadelphia (Kezar/17,667)–A–21	28
24	Cleveland (Portland/25,898)–S–3	26
17	L.A. Rams (Los Angeles/51,398)–S–9	28
17	St. Louis (Kezar/13,021)–S–18	24

1961 (3-2)		
20	New York (Portland/24,084)–A–12	21
24	Cleveland (Kezar/38,759)–A–20	27
14	Minnesota (Portland/27,044)–A–26	10
38	L.A. Rams (Los Angeles/42,558)–S–1	20
24	Dallas (Sacramento/22,130)–S–9	7

1962 (4-1)		
30	Minnesota (Seattle/22,500)–A–11	24
42	New York (Kezar/38,392)–A–19	10
27	Cleveland (Portland/27,161)–A–25	34
26	Dallas (Sacramento/20,000)–S–1	7
19	L.A. Rams (Los Angeles/39,569)–S–8	3

1963 (0-5)		
28	Minnesota (Portland/20,837)–A–10	43
22	St. Louis (Salt Lake City/19,038)–A–16	24
7	Cleveland (Kezar/28,335)–A–25	24
24	Dallas (Bakersfield/9,927)–A–30	37
0	L.A. Rams (Los Angeles/34,405)–S–7	17

1964 (1-4)		
26	Cleveland (Kezar/34,405)–A–9	7
23	Dallas (Portland/24,679)–A–15	34
21	Minnesota (Salt Lake City/20,207)–A–22	24
14	Pittsburgh (Omaha/15,666)–A–29	16
17	L.A. Rams (Los Angeles/39,569)–S–5	21

1965 (2-2-1)		
21	Cleveland (Kezar/22,000)–A–15	37
27	Dallas (Portland/24,837)–A–21	7
17	St. Louis (St. Louis/29,831)–A–27	17
23	Pittsburgh (Providence/12,020)–S–4	9
14	L.A. Rams (Los Angeles/29,510)–S–11	34

1966 (0-5)		
13	Dallas (Kezar/28,899)–A–7	24
17	Cleveland (Kezar/27,867)–A–14	28
17	Pittsburgh (Portland/18,090)–A–20	34
17	Atlanta (Columbia, S.C./21,780)–A–27	24
9	L.A. Rams (Los Angeles/39,879)–S–3	29

1967 (2-3)		
42	Cleveland (Kezar/27,482)–A–13	14
24	Dallas (Kezar/31,212)–A–20	30
10	New Orleans (Portland/23,348)–A–26	24
13	Oakland (Oakland/53,254)–S–3	10
7	L.A. Rams (Los Angeles/53,822)–S–9	34

1968 (1-5)		
18	San Diego (San Diego/39,553)–A–3	30
14	Dallas (Kezar/27,530)–A–11	16
17	Cleveland (Kezar/26,801)–A–18	31
22	Denver (Denver/22,254)–A–23	6
19	Oakland (Kezar/57,593)–S–1	26
20	L.A. Rams (Los Angeles/48,143)–S–6	21

1969 (0-6)		
19	Cleveland (Seattle/32,219)–A–10	24
17	Dallas (Kezar/33,894)–A–17	20
15	Denver (Denver/33,161)–A–23	19
28	Oakland (Oakland/52,122)–A–31	42
10	St. Louis (Kezar/32,506)–S–7	21
28	L.A. Rams (Anaheim/39,179)–S–13	31

1970 (1-4)		
14	Cleveland (Tampa/41,851)-A-15	17
7	Miami (Miami/52,812)-A-22	17
23	Denver (Eugene/26,238)-A-29	7
17	Oakland (Kezar/55,521)-S-6	31
14	L.A. Rams (Los Angeles/55,430)-S-12	17

1971 (3-2-1)		
38	Cleveland (Candlestick/40,000) X-A-8	24
17	Miami (Miami/57,008)-A-13	17
28	San Diego (Candlestick/40,000)-A-22	17
33	Denver (Spokane/33,184)-A-28	17
28	Oakland (Oakland/53,696)-S-4	34
20	L.A. Rams (Los Angeles/55,607)-S-9	23

1972 (3-3)		
10	New York Jets (Jacksonville/41,920)-A-5	17
20	Cleveland (Candlestick/49,767)-A-13	13
16	San Diego (San Diego/47,308)-A-19	17
24	Denver (Candlestick/52,738)-A-27	27
34	Oakland (Candlestick/59,265)-S-3	21
17	L.A. Rams (Los Angeles/60,807)-S-8	14

1973 (4-3)		
20	New England (Canton/19,685)-J-28	7
27	Cleveland (Cleveland/65,707)-A-6	16
14	New York Jets (Tampa/46,477)-A-11	34
19	San Diego (Candlestick/54,977)-A-19	7
43	Denver (Candlestick/54,271)-A-26	7
17	Oakland (Oakland/53,612)-S-1	23
10	L.A. Rams (Los Angeles/57,687)-S-7	38

1974 (0-6)		
6	San Diego (San Diego/18,870)-A-3	20
20	Cleveland (Cleveland/24,008)-A-12	21
3	Denver (Candlestick/30,001)-A-18	10
7	Kansas City (Kansas City/46,548)-A-24	26
19	Oakland Raiders (Candlestick/52,538)-S-2	20
7	L.A. Rams (Candlestick/49,603)-S-8	17

1975 (3-3)		
17	Cleveland (Candlestick/45,560)-A-10	13
6	L.A. Rams (Los Angeles/58,230)-A-16	10
7	San Diego (San Diego/18,764)-A-21	20
21	Oakland (Oakland/52,866)-A-30	40
44	Denver (Candlestick/45,686)-S-7	10
24	Green Bay (Green Bay/56,267)-S-13	3

1976 (4-2)		
27	Seattle (Seattle/60,825)-A-1	20
17	Denver (Candlestick/40,052)-A-8	7
21	Kansas City (Candlestick/39,745)-A-15	13
17	San Diego (Honolulu/36,364)-A-21	16
9	Oakland (Candlestick/52,704)-A-29	14
3	L.A. Rams (Los Angeles/55,256)-S-4	10

X First 49ers pro football game in Candlestick Park: August 8, 1971

1977 (1-5)		
24	Seattle (Candlestick/38,024)-A-7	34
13	San Diego (San Diego/26,620)-A-13	32
23	L.A. Rams (Candlestick/44,898)-A-21	14
3	Houston (Houston/36,538)-A-29	17
0	Oakland (Oakland/53,442)-S-3	33
0	Denver (Candlestick/36,441)-S-10	20

1978 (1-3)		
24	Dallas (Dallas/63,736)-A-5	41
6	Seattle (Candlestick/36,069)-A-12	20
14	Oakland (Candlestick/58,658)-A-20	31
24	Denver (Denver/73,559)-A-25	13

1979 (1-3)		
13	San Diego (Candlestick/32,275)-A-4	10
10	Oakland (Oakland/53,503)-A-11	41
0	Denver (Candlestick/34,133)-A-18	21
20	Seattle (Seattle/59,941)-A-24	55

1980 (3-1)		
33	Oakland (Candlestick/55,585)-A-9	14
17	San Diego (San Diego/48,836)-A-16	14
7	Seattle (Candlestick/41,841)-A-23	10
31	Kansas City (Tucson/27,000)-A-30	21

1981 (2-2)		
27	Seattle (Seattle/56,958)-A-5 (OT)-24	
28	San Diego (Candlestick/41,667)-A-15	31
24	Seattle (Candlestick/37,563)-A-22	17
7	Oakland (Oakland/51,192)-A-29	21

1982 (2-2)		
14	L.A. Raiders (Candlestick/61,065)-A-14	17
16	St. Louis (Candlestick/51,931)-A-21	13
9	San Diego (San Diego/48,697)-A-28	23
17	Seattle (Seattle/57,839)-S-3	13

1983 (1-3)		
23	L.A. Raiders (LA/41,337)-A-6 (OT)-26	
17	New England (Candlestick/50,043)-A-14	15
7	San Diego (San Diego/43,939)-A-20	24
6	Seattle (Candlestick/47,074)-A-27	20

1984 (2-2)		
13	L.A. Raiders (Candlestick/61,361)-A-4	10
20	Denver (Denver/70,211)-A-11	21
15	San Diego (San Diego/58,356)-A-18	35
17	Seattle (Candlestick/49,219)-A-24	7

1985 (3-1)		
28	L.A. Raiders (Los Angeles/54,990)-A-10	21
13	Denver (Candlestick/55,425)-A-19	20
25	San Diego (Candlestick/50,569)-A-24	10
23	Seattle (Seattle/60,403)-A-30	21

1986 (2-2)		
32	L.A. Raiders (Candlestick/61,834)-A-10	0
17	L.A. Rams (Anaheim/49,146)-A-18	31
9	Denver (Denver/73,592)-A-23	14
21	Seattle (Candlestick/52,419)-A29	10

1987 (3-2)		
20	Kansas City (Canton/23,826)-A-8	7
42	L.A. Raiders (Los Angeles/53,838)-A-15	16
3	Dallas (Candlestick/57,598)-A-22	13
17	San Diego (Candlestick/52,733)-A-27	3
10	Seattle (Seattle/59,653)-S-4	34

1988 (3-2)		
21	Miami (London, England/70,535)-J-31	27
24	L.A. Raiders (Candlestick/64,457)-A-6	10
24	Denver (Denver/75,067)-A-13	34
34	San Diego (San Diego/39,044)-A-20	27
27	Seattle (Candlestick/53,357)-A-26	21

1989 (3-2)		
13	L.A. Rams (Tokyo/43,896)-A-6 (OT)-16	
37	L.A. Raiders (Los Angeles/36,739)-A-12	7
35	Denver (Candlestick/58,641)-A-19	17
17	San Diego (Candlestick/54,471)-A-23	14
17	Seattle (Seattle/58,641)-S-1	28

1990 (1-3)		
13	L.A. Raiders (Candlestick/59,677)-A-11	23
27	Denver (Denver/74,164)-A-20	24
28	San Diego (San Diego/49,289)-A-25	29
10	Seattle (Candlestick/54,269)-A-31	30

1991 (5-0)		
24	L.A. Raiders (Los Angeles/45,365)-J-27	17
21	Chicago (Berlin, Germany/66,876)-A-3	7
24	Denver (Candlestick/54,170)-A-7	6
24	San Diego (Candlestick/53,453)-A-19	13
28	Seattle (Seattle/54,111)-A-23	16

1992 (5-0)		
13	Denver (Candlestick/50,435)-A-3	7
24	L.A. Raiders (Candlestick/49,068)-A-8	10
17	Washington (London/61,722)-A-16	15
20	San Diego (San Diego/40,921)-A-21	14
24	Seattle (Candlestick/52,822)-A-28	17

1993 (4-1)		
21	Pittsburgh (Barcelona/45,330)-A-1	14
27	L.A. Raiders (Stanford/68,011)-A-8	0
16	Denver (Denver/71,921)-A-16	13
0	Seattle (Seattle/51,086)-A-21	30
30	San Diego (Candlestick/53,649)-A-28	14



1994 (3-1)		
7	Arizona (Arizona/68,288)–A–5	17
20	Denver (Candlestick/52,429)–A–12	3
30	San Diego (San Diego/45,674)–A–18	24
13	Seattle (Candlestick/54,004)–A–26	9

1995 (3-2)		
7	Denver (Denver/71,182)–J–29	9
10	Denver (Tokyo, Japan/45,000)–A–6	24
17	San Diego (San Diego/58,233)–A–13	6
17	Carolina (3Com/51,185)–A–19	10
17	Seattle (3Com/53,280)–A–26	7

1996 (1-3)		
17	Denver (3Com/48,577)–A–3	20
16	San Diego (3Com/49,846)–A–10 (OT)–13	
10	Jacksonville (Jacksonville/67,858)–A–18	38
3	Seattle (Seattle/38,144)–A–23	20

1997 (1-3)		
13	San Diego (San Diego/62,542)–A–2	20
21	Seattle (3Com/50,153)–A–9	17
20	Jacksonville (3Com/50,346)–A–18	28
17	Denver (Denver/69,874)–A–23	31

1998 (2-3)		
14	New England (3Com/46,374)–A–2	13
21	San Diego (San Diego/55,723)–A–8	27
24	Seattle (Vancouver, BC/45,202)–A–15*	21
20	Miami (3Com/53,214)–A–23	21
20	Seattle (Seattle/57,014)–A–28	21

*American Bowl at Vancouver, B.C.

1999 (3-1)		
31	San Diego (3Com/65,898)–A–12	24
24	Seattle (3Com/66,193)–A–19	23
16	Oakland (Oakland/61,901)–A–30	8
3	Denver (Denver/68,421)–S–3	34

2000 (1-4)		
0	New England (Canton/22,840)–J–31*	20
20	San Diego (3Com/64,243)–A–5	23
33	Kansas City (Kansas City/76,682)–A–13	10
21	Seattle (Seattle/68,579)–A–19	25
24	Denver (3Com/65,016)–A–25	28

*Hall of Fame Game at Canton, OH

2001 (1-3)		
24	San Diego (San Diego/45,155)–A–11	25
20	Oakland (3Com/67,817)–A–19	17
18	Seattle (3Com/63,887)–A–25	28
7	Denver (Denver/73,855)–A–31	35

2002 (2-3)		
7	Washington (Osaka/26,119)–A–3*	38
14	Kansas City (3Com/63,111)–A–10 (OT)–17	
12	Denver (Denver/73,071)–A–19	7
10	Oakland (Oakland/40,120)–A–24	17
27	San Diego (3Com/62,980)–A–28	3

*American Bowl in Osaka, Japan

2003 (3-1)		
24	at Kansas City (Kansas City/73,830)–A–9	6
14	Oakland (3Com/65,856)–A–14	10
27	New Orleans (3Com/63,153)–A–23	12
3	at San Diego (San Diego/49,676)–A–29	24

2004 (0-4)		
30	Oakland (Monster Park/63,854)–A–14	33
13	at Chicago (Chicago/61,760)–A–21	20
10	at Minnesota (Minnesota/63,960)–A–27	23
15	San Diego (Monster Park/60,034)–S–2	31

2005 (2-2)		
21	Oakland (Monster Park/61,446)–A–13	13
21	at Denver (Denver/70,794)–A–20	26
16	Tennessee (Monster Park/56,856)–A–26	13
24	at San Diego (San Diego/49,817)–S–1	2 8

2006 (2-2)		
28	Chicago (Monster Park/67,572)–A–11	14
7	at Oakland (Oakland/47,849)–A–20	23
7	at Dallas (Dallas/61,295)–A–26	17
23	San Diego (Monster Park/66,946)–S–1	14

2007 (1-3)		
13	Denver (Monster Park/66,764)–A–13	17
26	Oakland (Monster Park/68,107)–A–18	21
28	at Chicago (Chicago/61,807)–A–25	31
13	at San Diego (San Diego/56,172)–A–30	16

2008 (2-2)		
6	at Oakland (Oakland/52,609)–A–8	18
34	Green Bay (Candlestick/67,230)–A–16	6
37	at Chicago (Chicago/61,051)–A–21	30
17	San Diego (Candlestick/67,133)–A–29	20

2009 (3-1)		
17	Denver (Candlestick/61,533)–A–14	16
21	Oakland (Candlestick/61,907)–A–22	20
20	at Dallas (Arlington/72,171)–A–29	13
7	at San Diego (San Diego/59,049)–S–4	26

2010 (4-0)		
37	at Indianapolis (Indianapolis/65,644)–A–15	17
15	Minnesota (Candlestick/69,732)–A–22	10
28	at Oakland (Oakland/42,248)–A–28	24
17	San Diego (Candlestick/69,732)–S–2	14

2011 (2-2)		
3	at New Orleans (New Orleans/72,578)–A–12	24
17	Oakland (Candlestick/69,732)–A–20	3
7	Houston (Candlestick/69,732)–A–27	30
20	at San Diego (San Diego/54,082)–S–1	17

2012 (3-1)		
17	Minnesota (Candlestick/69,732)–A–10	6
9	at Houston (Houston/71,196)–A–18	20
29	at Denver (Denver/75,122)–A–26	24
35	San Diego (Candlestick/69,732)–A–30	3

2013 (3-1)		
6	Denver (Candlestick/69,732)–A–8	10
15	at Kansas City (Kansas City/64,434)–A–16	13
34	Minnesota (Candlestick/69,732)–A–25	14
41	at San Diego (San Diego/55,386)–A–29	6

2014 (2-2)		
3	at Baltimore (Baltimore/70,529)–A–7	23
0	Denver (Levi's Stadium/68,426) X–A–17	34
21	San Diego (Levi's Stadium/68,011)–A–24	7
40	at Houston (Houston/71,408)–A–28	13

2015 (2-2)		
10	at Houston (Houston/71,403)–A–15	23
23	Dallas (Levi's Stadium/70,178)–A–23	6
12	at Denver (Denver/76,149)–A–29	19
14	San Diego (Levi's Stadium/70,178)–S–3	12

2016 (2-2)		
13	Houston (Levi's Stadium/70,178)–A–14	24
31	at Denver (Denver/75,422)–A–20	24
10	Green Bay (Levi's Stadium/70,178)–A–26	21
31	at San Diego (San Diego/47,407)–S–1	21

2017 (2-2)		
27	at Kansas City (Kansas City/66,706)–A–11	17
14	Denver (Levi's Stadium/62,283)–A–19	33
31	at Minnesota (Minneapolis/70,178)–A–27	32
23	LA Chargers (Levi's Stadium/63,671)–A–31	13

2018 (1-3)		
24	Dallas (Levi's Stadium/67,600)–A–9	21
13	at Houston (Houston/71,312)–A–18	16
17	at Indianapolis (Indianapolis/64,921)–A–25	23
21	LA Chargers (Levi's Stadium/63,043)–A–30	23

2019 (3-1)		
17	Dallas (Levi's Stadium/67,052)–A–10	9
24	at Denver (Denver/72,679)–A–19	15
27	at Kansas City (Kansas City/73,027)–A–24	17
24	LA Chargers (Levi's Stadium/62,496)–A–29	27

2021 (2-1)		
16	Kansas City (Levi's Stadium/54,397)–A–14	19
15	at LA Chargers (Los Angeles/68,327)–A–22	10
34	Las Vegas (Levi's Stadium/60,873)–A–29	10

2022 (2-1)		
28	Green Bay (Levi's Stadium/58,861)–A–12	21
17	at Minnesota (Minneapolis/66,714)–A–20	7
0	at Houston (Houston/68,884)–A–25	17

2023 (1-2)		
7	at Las Vegas (Las Vegas/61,985)–A–13	34
21	Denver (Levi's Stadium/50,012)–A–19	20
12	LA Chargers (Levi's Stadium/52,653)–A–25	23

X First 49ers pro football game in Levi's Stadium: August 17, 2014

HOME/AWAY RECORDS

HOME RECORD					ROAD RECORD				
YEAR	W	L	T	PCT	YEAR	W	L	T	PCT
1946	5	2	0	.714	1946	4	3	0	.571
1947	4	2	1	.642	1947	4	2	1	.642
1948	6	1	0	.857	1948	6	1	0	.857
1949	6	0	0	1.000	1949	3	3	0	.500
1950	3	3	0	.500	1950	0	6	0	.000
1951	5	1	0	.833	1951	2	3	1	.416
1952	3	3	0	.500	1952	4	2	0	.666
1953	5	1	0	.833	1953	4	2	0	.666
1954	4	2	0	.666	1954	3	2	1	.583
1955	2	4	0	.333	1955	2	4	0	.333
1956	3	3	0	.500	1956	2	3	1	.416
1957	5	1	0	.833	1957	3	3	0	.500
1958	4	2	0	.666	1958	2	4	0	.333
1959	4	2	0	.666	1959	3	3	0	.500
1960	3	3	0	.500	1960	4	2	0	.666
1961	5	1	1	.785	1961	2	5	0	.285
1962	1	6	0	.142	1962	5	2	0	.714
1963	2	5	0	.285	1963	0	7	0	.000
1964	3	4	0	.428	1964	1	6	0	.142
1965	4	2	1	.642	1965	3	4	0	.428
1966	4	2	1	.642	1966	2	4	1	.357
1967	3	4	0	.428	1967	4	3	0	.571
1968	3	3	1	.500	1968	4	3	0	.571
1969	3	3	1	.500	1969	1	5	1	.214
1970	5	1	1	.785	1970	5	2	0	.714
1971	4	3	0	.571	1971	5	2	0	.714
1972	4	2	1	.642	1972	4	3	0	.571
1973	3	4	0	.428	1973	2	5	0	.285
1974	3	4	0	.428	1974	3	4	0	.428
1975	2	5	0	.285	1975	3	4	0	.428
1976	4	3	0	.571	1976	4	3	0	.571
1977	3	4	0	.428	1977	2	5	0	.285
1978	2	6	0	.125	1978	0	8	0	.000
1979	2	6	0	.125	1979	0	8	0	.000
1980	4	4	0	.500	1980	2	6	0	.250
1981	7	1	0	.875	1981	6	2	0	.750
1982	0	5	0	.000	1982	3	1	0	.750
1983	4	4	0	.500	1983	6	2	0	.750
1984	7	1	0	.875	1984	8	0	0	1.000
1985	5	3	0	.625	1985	5	3	0	.625
1986	6	2	0	.750	1986	4	3	1	.562
1987	6	1	0	.857	1987	7	1	0	.875
1988	4	4	0	.500	1988	6	2	0	.750
1989	6	2	0	.750	1989	8	0	0	1.000
1990	6	2	0	.750	1990	8	0	0	1.000
1991	7	1	0	.875	1991	3	5	0	.375
1992	7	1	0	.875	1992	7	1	0	.875
1993	6	2	0	.750	1993	4	4	0	.500
1994	7	1	0	.875	1994	6	2	0	.750
1995	6	2	0	.750	1995	5	3	0	.625
1996	6	2	0	.750	1996	6	2	0	.750
1997	8	0	0	1.000	1997	5	3	0	.625
1998	8	0	0	1.000	1998	4	4	0	.500
1999	3	5	0	.375	1999	1	7	0	.125
2000	4	4	0	.500	2000	2	6	0	.250
2001	7	1	0	.875	2001	5	3	0	.625
2002	5	3	0	.625	2002	5	3	0	.625
2003	6	2	0	.750	2003	1	7	0	.125
2004	1	7	0	.125	2004	1	7	0	.125
2005	3	5	0	.375	2005	1	7	0	.125
2006	4	4	0	.500	2006	3	5	0	.375
2007	3	5	0	.375	2007	2	6	0	.250
2008	4	4	0	.500	2008	3	5	0	.375
2009	6	2	0	.750	2009	2	6	0	.250
2010	5	3	0	.625	2010	1	7	0	.125
2011	7	1	0	.875	2011	6	2	0	.750
2012	6	1	1	.813	2012	5	3	0	.625
2013	6	2	0	.750	2013	6	2	0	.750
2014	4	4	0	.500	2014	4	4	0	.500
2015	4	4	0	.500	2015	1	7	0	.125
2016	1	7	0	.125	2016	1	7	0	.125
2017	3	5	0	.375	2017	3	5	0	.375
2018	4	4	0	.500	2018	0	8	0	.000
2019	6	2	0	.750	2019	7	1	0	.875
2020	1	7	0	.125	2020	5	3	0	.625
2021	4	4	0	.500	2021	6	3	0	.667
2022	8	1	0	.889	2022	5	3	0	.625
2023	5	3	0	.625	2023	7	2	0	.778
TOTALS	342	226	9	.601		281	290	7	.492



NFC WEST STANDINGS - 1970-2023

1970	
* San Francisco	10-3-1
Los Angeles Rams	9-4-1
Atlanta	4-8-2
New Orleans	2-11-1

1971	
* San Francisco	9-5
Los Angeles Rams	8-5-1
Atlanta	7-6-1
New Orleans	4-8-2

1972	
* San Francisco	8-5-1
Atlanta	7-7
Los Angeles Rams	6-7-1
New Orleans	2-11-1

1973	
* Los Angeles Rams	12-2
Atlanta	9-5
New Orleans	5-9
San Francisco	5-9

1974	
* Los Angeles Rams	10-4
San Francisco	6-8
New Orleans	5-9
Atlanta	3-11

1975	
* Los Angeles Rams	12-2
San Francisco	5-9
Atlanta	4-10
New Orleans	2-12

1976	
* Los Angeles Rams	10-3-1
San Francisco	8-6
New Orleans	4-10
Atlanta	4-10
Seattle	2-12

1977	
* Los Angeles Rams	10-4
Atlanta	7-7
San Francisco	5-9
New Orleans	3-11

1978	
* Los Angeles Rams	12-4
* Atlanta	9-7
New Orleans	7-9
San Francisco	2-14

1979	
* Los Angeles Rams	9-7
New Orleans	8-8
Atlanta	6-10
San Francisco	2-14

1980	
* Atlanta	12-4
* Los Angeles Rams	11-5
San Francisco	6-10
New Orleans	1-15

1981	
* San Francisco	13-3
Atlanta	7-9
Los Angeles Rams	6-10
New Orleans	4-12

1982	
* Atlanta	5-4
New Orleans	4-5
San Francisco	3-6
Los Angeles Rams	2-7

1983	
* San Francisco	10-6
* Los Angeles Rams	9-7
New Orleans	8-8
Atlanta	7-9

1984	
* San Francisco	15-1
* Los Angeles Rams	10-6
New Orleans	7-9
Atlanta	4-12

1985	
* Los Angeles Rams	11-5
* San Francisco	10-6
New Orleans	5-11
Atlanta	4-12

1986	
* San Francisco	10-5-1
* Los Angeles Rams	10-6
Atlanta	7-8-1
New Orleans	7-9

1987	
* San Francisco	13-2
* New Orleans	12-3
Los Angeles	6-9
Atlanta	3-12

1988	
* San Francisco	10-6
* Los Angeles Rams	10-6
New Orleans	10-6
Atlanta	5-11

1989	
* San Francisco	14-2
* Los Angeles Rams	11-5
New Orleans	9-7
Atlanta	3-13

1990	
* San Francisco	14-2
* New Orleans	8-8
Los Angeles Rams	5-11
Atlanta	5-11

1991	
* New Orleans	11-5
* Atlanta	10-6
San Francisco	10-6
Los Angeles Rams	3-13

1992	
* San Francisco	14-2
* New Orleans	12-4
Atlanta	6-10
Los Angeles Rams	6-10

1993	
* San Francisco	10-6
New Orleans	8-8
Atlanta	6-10
Los Angeles Rams	5-11

1994	
* San Francisco	13-3
New Orleans	7-9
Atlanta	7-9
Los Angeles Rams	4-12

1995	
* San Francisco	11-5
* Atlanta	9-7
St. Louis	7-9
Carolina	7-9
New Orleans	7-9

1996	
* Carolina	12-4
* San Francisco	12-4
St. Louis	6-10
Atlanta	3-13
New Orleans	3-13

1997	
* San Francisco	13-3
Atlanta	7-9
Carolina	7-9
New Orleans	6-10
St. Louis	5-11

1998	
* Atlanta	14-2
* San Francisco	12-4
New Orleans	6-10
Carolina	4-12
St. Louis	4-12

1999	
* St. Louis	13-3
Carolina	8-8
Atlanta	5-11
San Francisco	4-12
New Orleans	3-13

2000	
* St. Louis	10-6
* New Orleans	10-6
Carolina	7-9
San Francisco	6-10
Atlanta	4-12

2001	
* St. Louis	14-2
* San Francisco	12-4
New Orleans	7-9
Atlanta	7-9
Carolina	1-15

2002	
* San Francisco	10-6
St. Louis	7-9
Seattle	7-9
Arizona	5-11

2003	
* St. Louis	12-4
* Seattle	10-6
San Francisco	7-9
Arizona	4-12

2004	
* Seattle	9-7
* St. Louis	8-8
Arizona	6-10
San Francisco	2-14

2005	
* Seattle	13-3
St. Louis	6-10
Arizona	5-11
San Francisco	4-12

2006	
* Seattle	9-7
St. Louis	8-8
San Francisco	7-9
Arizona	5-11

2007	
* Seattle	10-6
Arizona	8-8
San Francisco	5-11
St. Louis	3-13

2008	
* Arizona	9-7
San Francisco	7-9
Seattle	4-12
St. Louis	2-14

2009	
* Arizona	10-6
San Francisco	8-8
Seattle	5-11
St. Louis	1-15

2010	
* Seattle	7-9
St. Louis	7-9
San Francisco	6-10
Arizona	5-11

2011	
* San Francisco	13-3
Arizona	8-8
Seattle	7-9
St. Louis	2-14

2012	
* San Francisco	11-4-1
* Seattle	11-5
St. Louis	7-8-1
Arizona	5-11

2013	
* Seattle	13-3
* San Francisco	12-4
Arizona	10-6
St. Louis	7-9

2014	
* Seattle	12-4
* Arizona	11-5
San Francisco	8-8
St. Louis	6-10

2015	
* Arizona	13-3
* Seattle	10-6
St. Louis	7-9
San Francisco	5-11

2016	
* Seattle	10-5-1
Arizona	7-8-1
Los Angeles Rams	4-12
San Francisco	2-14

2017	
* Los Angeles Rams	11-5
Seattle	9-7
Arizona	8-8
San Francisco	6-10

2018	
* Los Angeles Rams	13-3
* Seattle	10-6
San Francisco	4-12
Arizona	3-13

2019	
* San Francisco	13-3
* Seattle	11-5
Los Angeles Rams	9-7
Arizona	5-10-1

2020	
* Seattle	12-4
* Los Angeles Rams	10-6
Arizona	8-8
San Francisco	6-10

2021	
* Los Angeles Rams	12-5
* Arizona	11-6
* San Francisco	10-7
Seattle	7-10

2022	
* San Francisco	13-4
* Seattle	9-8
Los Angeles Rams	5-12
Arizona	4-13

2023	
* San Francisco	12-5
* Los Angeles Rams	10-7
Seattle	9-8
Arizona	4-13

* Playoff Team

SAN FRANCISCO 49ERS FOUNDER

Anthony J. (Tony) Morabito

(1910-1957)



Tony Morabito dedicated his life to bringing an idea to fruition that others thought preposterous – the membership of the West Coast, in general, and San Francisco, in particular, in a nation-wide professional football league.

Morabito was the sports pioneer of the West, bringing San Francisco its first major league professional team, the San Francisco 49ers, in a professional sports business that was dominated by the East Coast. Before World War II, Morabito was convinced the San Francisco Bay Area was ready for a franchise in the National Football League.

The Bay Area was a mecca for college football. Fans came in droves to Kezar Stadium to see the Wonder Teams of California–Berkeley and the Wow Boys of Stanford, led by Frankie Albert. St. Mary's, Santa Clara and the University of San Francisco were also area powerhouses that regularly defeated the University of Washington and Southern California inside the walls of Kezar.

Morabito saw the rise of football in the area and presented a case to birth a professional football team in 1942 to National Football League officials, but he was quickly ushered out of the meeting room with firm politeness. In the spring of 1944, he took another crack, filing an application for an expansion team in the NFL. Morabito and some of his business associates went to Chicago to present their plan in front of League Commissioner, Elmer Layden. The NFL had no teams west of Chicago, and had no plans of changing their geographical structure. Morabito was again shunned.

He was then put in touch with Arch Ward, sports editor of The Chicago Tribune who was trying to organize a rival league, the All–America Football Conference. Morabito told Ward to count him in.

The new league's first meeting was held on June 6, 1944 in St. Louis, D–Day in Europe. Morabito agreed to form a San Francisco franchise in a league that would not begin operations until the end of the war.

It was the right time, and Morabito knew it.

A native of San Francisco, Morabito learned the game of football on vacant lots in the North Beach sector and had some success later as a halfback at St. Ignatius High School. He went on to play for the University of Santa Clara as a freshman in 1927 but his playing career was ended shortly after by a shoulder injury. He received his diploma in 1931 at the height of the Great Depression. He got a job driving a truck for \$80 a month while his father, an immigrant from Italy, had built up a flourishing ship's service business on the San Francisco waterfront, only to see it fold in the wake of the depression years.

As the country's economic state began to improve, so did Morabito's. By 1940, when he was 30 years old, he became a success in the lumber carrier business. The army turned him down for duty in 1942 because of partial deafness, which later forced him to wear a hearing aid.

By 1946, the San Francisco 49ers first year of operation, the Bay Area was in the middle of a postwar economic surge. Morabito's lumber yard was in huge demand as houses were springing up to shelter the fast–growing population that was migrating to California.

Morabito owned the new All–America Football Conference franchise with his partners in the Lumber Terminals of San Francisco – Allen E. Sorrell and E.J. Turre – and his younger brother, Victor.

Sorell suggested the team be named "49ers" after the voyagers who had rushed the



49ers Founder, Tony Morabito

foot. The logo was taken from a design seen on the side of railway freight cars.

West for gold. It is the only name the team has ever been affiliated with and San Francisco is the only city in which it has resided. The original team logo depicted San Francisco's wild beginnings. It was a goldminer in boots and a lumberjack shirt, firing a pair of pistols. One shot just missed the miner's head, while the other missed his

With a charter, name and logo, the group recruited Lawrence "Buck" Shaw, Santa Clara's famous "Silver Fox," as the 49ers first head coach. The organization spent \$250,000 to get structured before the team even took their first snap. Morabito's approach was considered "first class," by most, and a financial risk by many.

But Morabito charged on, hand–picking an inaugural roster comprised of 32 players including Frankie Albert, Norm Standlee and Bruno Banducci, all from Stanford, and stars from Santa Clara, including Alyn Beals, an end who scored 46 pro touchdowns in four years. Other known players on the roster were Len Eshmont, Johnny "Johnny Strike" Strzykalski and Joe "The Toe" Ventrano.

Morabito watched as his 49ers played their first game on August 24, 1946, a 17–7 exhibition win over the Los Angeles Dons at Balboa Park in San Diego. The 49ers first home game was played at Kezar Stadium on September 1, 1946, a 34–14 exhibition win over the Chicago Rockets in front of 45,000 fans made up of longshoremen, draymen, mechanics and waterfront workers.

The first regular season league game was on September 8, 1946 against the New York Yankees. The 49ers scored first, but lost 21–7 in a game that began in sunshine and ended in the famous Kezar fog.

The 49ers finished 9–5 in their first season under Shaw, and went on to have an 8–4–2 record in 1947, 12–2 finish in 1948 and 10–4 record, including a trip to the Championship Game, in their final season in the AAFC.

At the end of 1949, it was announced that the AAFC had run its course. San Francisco, Cleveland and Baltimore received NFL franchises and would begin play in the NFL in 1950. The merger was what Morabito had hoped for all along as he, his brother Victor and general manager Lou Spadia, continued to hold the reins.

The 49ers struggled during their first season among the NFL elite, finishing with a 3–9 record. The following year though, the 49ers went 7–4–1.

As the seasons went on, Morabito was the heart and soul of the organization, signing on greats like The Million Dollar Backfield: Joe "The Jet" Perry, Hugh "The King" McElhenny and John Henry Johnson. He also attracted some of the NFL's most renowned talents in R.C. Owens, Bob St. Clair, Leo Nomellini, John Brodie and Y.A. Tittle.

The players appreciated his honesty, and trusted his every move and word.

As the 1950's progressed, Morabito was warned by his doctors that a bad heart and the rigors of football were not a healthy combination. But Morabito wasn't going to let a health scare get in the way of his passion. "What the hell, if I'm going to die, I might as well die at a football game," he said.

On October 27, 1957, the 49ers hosted the Chicago Bears at Kezar. The 49ers entered the game with a 3–1 record behind the talents of Owens, Perry, Tittle, McElhenny, Billy Wilson, and others. The Bears had a 14–0 advantage in the first quarter before the 49ers scored to close the deficit at 14–7. Just as the 49ers lined up for the next kickoff, Morabito, who was sitting next to his wife, Josephine, and his brother, Victor, in the guest box, suddenly collapsed. The great heart that had been with the 49ers since the franchise's inception had failed.

Father Bill McGuire of St. James parish was summoned to the guest box and pronounced Morabito his final absolution. Morabito looked up at him and smiled.

"Thank you father," he said.

Those were his last words.

The 49ers were behind 17–7 in the third quarter when the team learned of Morabito's death. His players rallied and came back to defeat Chicago, 21–17, in an emotional last win for their owner. The 49ers finished the season with three straight victories and an 8–4 record, tying Detroit for the NFL Western Division title.

Victor, Tony's younger brother, kept the team in the family until 1964, when he too died of a heart attack. Both Victor and Tony's wives, Jane and Josephine, retained control of the 49ers with Lou Spadia as team president until 1977, when a new team owner, Edward DeBartolo Jr. of Youngstown, Ohio emerged to buy the franchise.

Morabito's conviction, passion and character birthed and kept an NFL franchise in San Francisco, and laid the sturdy foundation that enabled the 49ers to become one of the NFL's premier football powers over the past 60 years.



Tony Morabito's widow, Josephine (left), and Victor Morabito's widow, Jane (right), kept control of the 49ers after their husbands' passing along with team president Lou Spadia (middle).

SAN FRANCISCO 49ERS TEAM AWARDS

LEN ESHMONT AWARD

The Len Eshmont Award, the 49ers most prestigious annual honor, has been given each year to the 49ers player who best exemplifies the “inspirational and courageous play” of Len Eshmont. A member of the original 1946 49ers team, Eshmont coached at Navy and Virginia following his playing days with the 49ers. Eshmont died in 1957.

Listed below are the 49ers annual Len Eshmont Award winners since its inception in 1957:

1957 QB Y.A. Tittle	1980 DT Archie Reese	2001 RB Garrison Hearst
1958 FB Joe Perry	1981 TE Charlie Young	2002 S Tony Parrish
1959 HB J.D. Smith	1982 WR Dwight Clark	2003 LB Julian Peterson
1960 S Dave Baker	1983 RB/ST Bill Ring	2004 DT Bryant Young
1961 DT Leo Nomellini	1984 LB Keena Turner	2005 DT Bryant Young
1962 DE Dan Colchico	1985 FB Roger Craig	2006 DT Bryant Young
1963 T Bob St. Clair	1986 QB Joe Montana	2007 DT Bryant Young
1964 DT Charlie Krueger	1987 WR Jerry Rice	2008 WR Isaac Bruce
1965 QB John Brodie	1988 NT Michael Carter	2009 TE Vernon Davis
1966 HB John David Crow	RB Roger Craig	2010 LB Takeo Spikes
1967 LB Dave Wilcox	1989 QB Joe Montana	2011 DT Justin Smith
1968 LB Matt Hazeltine	1990 DE Kevin Fagan	2012 DT Justin Smith
1969 CB Jimmy Johnson	LB Charles Haley	2013 LB NaVorro Bowman
1970 S Roosevelt Taylor	1991 WR John Taylor	2014 RB Frank Gore
1971 LB Ed Beard	1992 QB Steve Young	2015 WR Anquan Boldin
1972 DE Tommy Hart	1993 WR Jerry Rice	2016 QB Colin Kaepernick
1973 S Mel Phillips	1994 QB Steve Young	2017 WR Marquise Goodwin
1974 T Len Rohde	1995 FB William Floyd	2018 DL DeForest Buckner
1975 CB Jimmy Johnson	1996 DT Bryant Young	2019 TE George Kittle
1976 DE Tommy Hart	1997 DT Dana Stubblefield	2020 LB Fred Warner
1977 S Mel Phillips	1998 DT Bryant Young	2021 WR Deebo Samuel Sr.
1978 RB Paul Hofer	1999 DT Bryant Young	2022 DL Nick Bosa
1979 RB Paul Hofer	2000 DT Bryant Young	2023 QB Brock Purdy

BILL WALSH AWARD

The Bill Walsh Award was established in 2004 in honor of San Francisco’s Hall of Fame Head Coach. The award, which is voted on by the coaching staff, is given to the 49er who has best represented the standard of professional excellence established by Walsh. Walsh served as the team’s head coach for 10 seasons from 1979–88. In that time, he compiled a record of 102–63–1 and led the team to three Super Bowls. He was twice named Coach of the Year (1981, 1984) and was later named Coach of the Decade for the 1980s.

2004 DE Bryant Young	2009 LB Patrick Willis	2017 FB Kyle Juszczyk
2005 LB Derek Smith	2010 RB Frank Gore	2018 TE George Kittle
K Joe Nedney	2011 DT Justin Smith	2019 DL DeForest Buckner
2006 RB Frank Gore	2012 LB Aldon Smith	2020 LB Fred Warner
CB Walt Harris	2013 WR Anquan Boldin	2021 DL Nick Bosa
2007 CB Nate Clements	2014 S Antoine Bethea	2022 LB Fred Warner
LB Patrick Willis	2015 K Phil Dawson	2023 RB Christian McCaffrey
2008 DE Justin Smith	2016 T Joe Staley	

ED BLOCK COURAGE AWARD

The Ed Block Courage Award is named after Ed Block, the former head athletic trainer of the Baltimore Colts of 23 years. Block was a pioneer in his profession and a respected humanitarian whose most passionate cause was helping children of abuse. The award is presented in his name each year to the player that exemplified a commitment to sportsmanship and courage. Ed Block Courage Award winners from each of the 32 NFL teams are honored at a banquet in Baltimore, MD. All proceeds from the event benefit the Ed Block Courage Award Foundation’s Courage House National Support Network. Named after the NFL team in a respective NFL city, a Courage House is a facility that provides support and quality care for abused children and their families in that community. The 49ers dedicated their Courage House in October 2003 at the Edgewood House in San Francisco.

1984 DB Ronnie Lott	1998 WR Jerry Rice	2012 WR Kyle Williams
1985 LB Keena Turner	1999 DT Bryant Young	2013 C Jonathan Goodwin
1986 QB Joe Montana	2000 RB Garrison Hearst	2014 WR Kassim Osgood
1987 WR Mike Wilson	2001 S Lance Shulters	2015 LB NaVorro Bowman
1988 CB Eric Wright	2002 S Tony Parrish	2016 DL Glenn Dorsey
1989 DB Chet Brooks	2003 C Jeremy Newberry	2017 WR Marquise Goodwin
1990 WR Mike Sherrard	2004 LB Jamie Winborn	2018 CB Richard Sherman
1991 DB Dave Waymer	2005 C Jeremy Newberry	2019 DL Solomon Thomas
1992 DB Eric Davis	2006 RB Frank Gore	2020 CB Jason Verrett
1993 CB Don Griffin	2007 C Eric Heitmann	2021 CB Dontae Johnson
1994 T Harris Barton	2008 LB Manny Lawson	2022 T Mike McGlinchey
1995 DE Dennis Brown	2009 CB Shawntae Spencer	2023 DT Javon Kinlaw
1996 FB William Floyd	2010 DT Justin Smith	
1997 C/G Jesse Sapolu	2011 QB Alex Smith	

BOBB MCKITTRICK AWARD

This award is given annually to the 49ers offensive lineman who best exemplifies the dedication, excellence and commitment of offensive line coach Bobb McKittrick, a five–time Super Bowl champion.

In 1999, the San Francisco 49ers, under the direction of Bill Walsh, established the Bobb McKittrick Award. The award is meant to honor those offensive linemen who have best represented the courage, intensity and sacrifice displayed by the late McKittrick during his 21 years of service with the 49ers. With the award established, McKittrick retroactively chose winners that he coached each season dating back to 1981.

“Bobb gave distinguished service to the organization since our renaissance in 1979,” Walsh said. “He was a vital factor in five Super Bowl championships, the evolution of a dynasty and in the production of some of the finest offensive linemen in football. Offensive linemen don’t receive the recognition they so richly deserve. This gives us a venue to honor their sacrifices and achievements.”

1981 Keith Fahnhorst	1996 Jesse Sapolu	2010 David Baas
1983 John Ayers	1997 Ray Brown	2011 Jonathan Goodwin
1984 Randy Cross	1998 Chris Dalman	2012 Anthony Davis
1985 Fred Quillan	1999 Ray Brown	2013 Alex Boone
1986 Keith Fahnhorst	2000 Jeremy Newberry	2014 Joe Staley
1987 Bubba Paris	2001 Ray Brown	2015 Joe Staley
1988 Steve Wallace	2002 Scott Gragg	2016 Zane Beadles
1989 Harris Barton	2003 Jeremy Newberry	2017 Daniel Kilgore
1990 Guy McIntyre	2004 Kyle Kosier	2018 Laken Tomlinson
1991 Jesse Sapolu	2005 Jeremy Newberry	2019 Mike Person
1992 Guy McIntyre	2006 Eric Heitmann	2020 Laken Tomlinson
1993 Harris Barton	2007 Eric Heitmann	2021 Laken Tomlinson
1994 Derrick Deese	2008 Eric Heitmann	2022 Jake Brendel
1995 Kirk Scrafford	2009 David Baas	2023 Colton McKivitz

MATT HAZELTINE AWARD

The Hazeltine Iron Man Award is named after linebacker/center Matt Hazeltine, a 14-year performer who played more seasons at linebacker than any other 49ers player. Known for his durability and dedication, Hazeltine passed away in 1987 from amyotrophic lateral sclerosis (ALS) and Bill Walsh established the award in his honor that year. The award is given annually to the most courageous and inspirational defensive player.

1987 LB Michael Walter	2000 LB Ken Norton Jr.	2013 DT Justin Smith
1988 LB Charles Haley	2001 S Lance Schulters	2014 DT Justin Smith
1989 DB Ronnie Lott	2002 S John Keith	2015 DB Jimmie Ward
1990 DE Kevin Fagan	2003 LB Derek Smith	2016 S Antoine Bethea
1991 LB Charles Haley	2004 LB Jeff Ulbrich	2017 DL DeForest Buckner
1992 DE Pierce Holt	2005 DE Bryant Young	2018 DL DeForest Buckner
1993 S Tim McDonald	2006 LB Brandon Moore	2019 LB Kwon Alexander
1994 CB Merton Hanks	2007 LB Jeff Ulbrich	2020 CB Jason Verrett
1995 S Tim McDonald	2008 LB Takeo Spikes	2021 LB Azeez Al-Shaair
1996 CB Merton Hanks	2009 NT Aubrayo Franklin	2022 DL Nick Bosa
1997 LB Gary Plummer	2010 DT Justin Smith	2023 LB Fred Warner
1998 S Tim McDonald	2011 DT Justin Smith	
1999 DT Bryant Young	2012 DT Ray McDonald	

GARRY NIVER AWARD

The Garry Niver Award is presented annually by the San Francisco Chapter of the Pro Football Writers of America to a 49ers' player for his cooperation and professional style in helping the pro football writers do their jobs. The award is named after pro football writer, Garry Niver, who was a long-time beat writer who covered the 49ers for the *San Mateo Times*.

1993 C/G Jesse Sapolu	2004 LB Jeff Ulbrich	2014 RB Frank Gore
1994 S Tim McDonald	2005 LB Julian Peterson	2015 WR Torrey Smith
1995 QB Steve Young	2006 DE Bryant Young	2016 S Antoine Bethea
1996 T Steve Wallace	2007 RB Frank Gore	2017 WR Marquise Goodwin
1997 G Ray Brown	2008 C Eric Heitmann	2018 T Joe Staley
1998 S Tim McDonald	2009 QB Alex Smith	2019 CB Richard Sherman
1999 WR Jerry Rice	QB Shaun Hill	2020 T Trent Williams
2000 S Lance Schulters	2010 LB Takeo Spikes	2021 QB Jimmy Garoppolo
2001 QB Jeff Garcia	2011 S Donte Whitner	T Trent Williams
2002 DT Dana Stubblefield	2012 RB Frank Gore	2022 FB Kyle Juszczyk
2003 QB Jeff Garcia	2013 S Donte Whitner	2023 DL Nick Bosa

THOMAS HERRION AWARD

49ers owners Denise and John York established the Thomas Herrion Memorial Award in 2005, which is presented each season to a rookie or first-year player that best represents the dream of Thomas Herrion. The award will go to a player, like Thomas, who has taken advantage of every opportunity, turned it into a positive situation and made their dream turn into a reality.

2005 T Thomas Herrion	2011 CB Cory Nelms	2018 QB Nick Mullens
2006 T Harvey Dahl	2012 LB Michael Wilhoite	2019 LB Dre Greenlaw
2007 CB Tarell Brown	2013 S Eric Reid	2020 LB Demetrius Flannigan-Fowles
2008 WR Dominique Zeigler	2014 LB Chris Borland	2021 WR Jauan Jennings
2009 FB Brit Miller	2015 S Jaquiski Tartt	2022 QB Brock Purdy
2010 RB Anthony Dixon	2016 DL DeForest Buckner	2023 S Ji'Ayir Brown
DT Will Tukuafu	2017 DB Adrian Colbert	

MAN OF THE YEAR AWARD

Established in 1970 and renamed in 1999 after the late Hall of Fame Chicago Bears running back, the Walter Payton Man of the Year award is given annually to the player who best exemplifies a commitment to philanthropy and community involvement. Each team nominates one player who has had a significant positive impact on his community and a winner is selected ahead of the Super Bowl.

2001 QB Jeff Garcia	2009 TE Vernon Davis	2017 P Bradley Pinion
2002 QB Jeff Garcia	2010 LB Takeo Spikes	2018 K Robbie Gould
2003 WR Terrell Owens	2011 DT Justin Smith	2019 CB Richard Sherman
2004 DE Bryant Young	2012 QB Alex Smith	2020 DL Arik Armstead
2005 DE Bryant Young	2013 TE Vernon Davis	2021 DL Arik Armstead
2006 QB Trent Dilfer	2014 WR Anquan Boldin	2022 DL Arik Armstead
2007 CB Nate Clements	2015 WR Anquan Boldin	2023 DL Arik Armstead
2008 WR Isaac Bruce	2016 WR Torrey Smith	

10-YEAR CLUB

All 49ers players whose tenures reached the 10-year mark are recognized in the team's Santa Clara practice facility.

Player	Position	Years
Joe Perry	HB	1948–60, 63
Leo Nomellini	T	1950–63
Y.A. Tittle	QB	1951–60
Billy Wilson	E	1951–60
Bob St. Clair	T	1953–64
Matt Hazeltine	LB	1955–68
Bruce Bosley	C/G	1956–68
John Brodie	QB	1957–73
John Thomas	T	1958–67
Tommy Davis	K	1959–69
Charlie Krueger	DT	1959–73
Roland Lakes	DT	1959–73
Len Rohde	T	1960–74
Jimmy Johnson	DB	1961–76
Dave Wilcox	LB	1964–74
Mel Phillips	DB	1966–76
Frank Nunley	LB	1967–76
Woody Peoples	G	1968–77
Skip Vanderbundt	LB	1968–77
Tommy Hart	DE	1968–77
Cas Banaszek	T	1968–77
Cedrick Hardman	DE	1970–79
Willie Harper	LB	1973–83
Keith Fahnhorst	T	1974–87
John Ayers	G	1976–86
Randy Cross	G/C	1976–88
Ray Wersching	K	1977–87
Fred Quillan	C	1978–87
Dwayne Board	DE	1979–88
Joe Montana	QB	1979–92
Keena Turner	LB	1980–90
Mike Wilson	WR	1981–90
Ronnie Lott	CB	1981–90
Eric Wright	CB	1981–90
Jesse Sapolu	C/G	1983–97
Guy McIntyre	G	1984–93
Mike Walter	LB	1984–93
Jerry Rice	WR	1985–00
John Taylor	WR	1986–95
Steve Wallace	T	1986–96
Steve Young	QB	1987–99
Brent Jones	TE	1987–97
Harris Barton	T	1987–98
Derrick Deese	G/T	1992–03
Bryant Young	DT	1994–07
Jeff Ulbrich	LB	2000–09
Brian Jennings	LS/TE	2000–12
Andy Lee	P	2004–14
Frank Gore	RB	2005–14
Vernon Davis	TE	2006–15
Joe Staley	T	2007–19

SAN FRANCISCO 49ERS COMMUNITY/TEAM AWARDS

POP WARNER LITTLE SCHOLARS TEAM OF THE YEAR

In 2017, the 49ers were named the Pop Warner Little Scholars Team of the Year. Throughout the year, 49ers PREP presented by U.S. Bank provides youth from ages 7–18 with the opportunity to experience football through a multitude of diverse programs aimed at creating young, healthy leaders on and off the field. With grassroots efforts that include hosting the annual Levi’s® Stadium High School Football Series, free youth flag football programs, and free youth football camps, 49ers PREP has increased participation steadily year over year across all programs in all nine Bay Area counties and beyond.



The 49ers have co-hosted the last 13 annual Football Camp for the Stars, designed especially for athletes with Down Syndrome who love football. Athletes go through drills led jointly by 49ers players and Valley Christian High School football players to learn the fundamentals of the game, resulting in an authentic football experience. Since the beginning of his tenure as 49ers head coach, Kyle Shanahan has participated in the camp and provided words of inspiration to the participants.

ESPN SPORTS HUMANITARIAN TEAM OF THE YEAR

After being recognized as a finalist for the third consecutive year, the San Francisco 49ers were awarded Sports Humanitarian Team of the Year Award in 2017, presented by ESPN. In addition to the team collectively donating over 2,952 hours of volunteer time to 412 community events in 2019 alone, the 49ers Foundation has donated nearly \$50 million to local nonprofits over almost 30 years and is at the forefront of two innovative and highly impactful programs that use the intersection between STEM and sport to improve educational opportunities for Bay Area youth.



First, the 49ers STEM Leadership Institute (SLI) was founded in 2014 in partnership with Chevron, the Silicon Valley Education Foundation and the Santa Clara Unified School District to provide educational opportunities for students interested in pursuing STEM related careers. Each year, a new class of 60 seventh grade students are selected from hundreds of applicants to embark on a six-year immersive experience in Science, Technology, Engineering, and Math. Second, the 49ers STEAM Education Program – which also opened in 2014, uses the game of football and Levi’s Stadium to provide informal learning experiences for K–8 students through its program that teaches standards-aligned (Common Core and Next Generation Science) lessons using the STEAM principles of science, technology, engineering, art, and mathematics. Housed within the Denise DeBartolo York Education Center at Levi’s Stadium, the program has reached over 300,000 Bay Area students and educators since inception – free of charge – with over 60 percent of students coming from Title I designated schools.

NFL AWARD WINNERS

NFL MOST VALUABLE PLAYER

- 1970 QB John Brodie (AP, NEA, SN, PFW, FN and K.C. Committee of 101)
- 1981 QB Joe Montana (NY Daily News)
- 1982 WR Dwight Clark (SI)
- 1984 QB Joe Montana (Football News)
- 1986 WR Jerry Rice (SI)
- 1987 WR Jerry Rice (PFWA, NEA, SI, FN and FD)
- 1988 RB Roger Craig (NEA and SI)
- 1989 QB Joe Montana (PFWA, AP, NEA, FN and SI)
- 1990 QB Joe Montana (AP), WR Jerry Rice (SI)
- 1992 QB Steve Young (PFWA, AP, NEA, FD and SI)
- 1994 QB Steve Young (PFWA, AP and SI)

NFC MOST VALUABLE PLAYER

- 1989 QB Joe Montana (FM)

NFL PLAYER OF THE YEAR

- 1952 HB Hugh McElhenny (SP)
- 1954 FB Joe Perry (UPI)
- 1955 FB Joe Perry (UPI)
- 1957 QB Y.A. Tittle (UPI)
- 1970 QB John Brodie (AP and FM)
- 1987 WR Jerry Rice (Maxwell Club and SM)
- 1989 QB Joe Montana (SN, FD and Maxwell Club)
- 1990 WR Jerry Rice (SM)
- 1992 QB Steve Young (SN and Maxwell Club)
- 1994 QB Steve Young (SN)

NFC PLAYER OF THE YEAR

- 1970 QB John Brodie (UPI)
- 1994 QB Steve Young (UPI)

NFL OFFENSIVE PLAYER OF THE YEAR

- 1970 QB John Brodie (NEA and PFW)
- 1986 WR Jerry Rice (PFW)
- 1987 WR Jerry Rice (AP, PFW and FD)
- 1988 RB Roger Craig (AP)
- 1989 QB Joe Montana (AP and PFW)
- 1992 QB Steve Young (AP and PFW)
- 1993 WR Jerry Rice (AP)
- 1994 QB Steve Young (AP, PFW and CPFM)
- 2023 RB Christian McCaffrey (AP, PFWA)

NFC OFFENSIVE PLAYER OF THE YEAR

- 1986 WR Jerry Rice (K.C. Committee 101)
- 1987 WR Jerry Rice (UPI and K.C. Committee 101)
- 1988 RB Roger Craig (UPI and K.C. Committee 101)
- 1989 QB Joe Montana (UPI and K.C. Committee 101)
- 1992 QB Steve Young (UPI, FN and K.C. Committee 101)
- 1994 QB Steve Young (Kansas City Committee 101)
- 2023 RB Christian McCaffrey (K.C. Committee 101)

NFL DEFENSIVE PLAYER OF THE YEAR

- 1981 DE Fred Dean (UPI and K.C. Committee 101)
- 1994 CB Deion Sanders (AP and CPFM)
- 1995 FS Merton Hanks (FD)
- 1997 DT Dana Stubblefield (AP, PFW, FD, CPFM, NEA, K.C. Committee 101)
- 2022 DL Nick Bosa (AP, PFWA, SN)

PEPSI ROOKIE OF THE YEAR

- 2019 DL Nick Bosa

NFC DEFENSIVE PLAYER OF THE YEAR

- 1990 LB Charles Haley (UPI and K.C. Committee 101)
- 1994 CB Deion Sanders (K.C. Committee 101)
- 1997 DT Dana Stubblefield (K.C. Committee 101)
- 2022 DL Nick Bosa (K.C. Committee 101)

NFL ROOKIE OF THE YEAR

- 1952 HB Hugh McElhenny (UPI)
- 2019 DL Nick Bosa (PFWA and SN)

NFL DEFENSIVE ROOKIE OF THE YEAR

- 1970 CB Bruce Taylor (PFW)
- 1993 DT Dana Stubblefield (AP)
- 1994 DT Bryant Young (UPI)
- 2007 LB Patrick Willis (AP)
- 2019 DL Nick Bosa (AP, PFWA and SI)

NFL MAN OF THE YEAR

- 1989 Edward J. DeBartolo Jr. (FM)

WALTER PAYTON NFL MAN OF THE YEAR

- 2015 WR Anquan Boldin

COACH OF THE YEAR

- 1959 Howard (Red) Hickey (DM)
- 1981 Bill Walsh (AP, SN and PFW)
- 1989 George Seifert (FD)
- 1990 George Seifert (SN)
- 1994 George Seifert (SM)
- 2011 Jim Harbaugh (AP, PFW/PFWA, SN, SI and DMN)
- 2019 Kyle Shanahan (SN and K.C. Committee of 101)

COORDINATOR OF THE YEAR

- 2019 Robert Saleh (SN)
- 2022 DeMeco Ryans (AP, SN)

EXECUTIVE OF THE YEAR

- 1989 John McVay (SM)
- 1994 Carmen Policy (SN and PFW)
- 2011 Trent Baalke (PFW/PFWA)
- 2019 John Lynch (PFWA)

SUPER BOWL MOST VALUABLE PLAYER

- 1981 QB Joe Montana (Super Bowl XVI)
- 1984 QB Joe Montana (Super Bowl XIX)
- 1988 WR Jerry Rice (Super Bowl XXIII)
- 1989 QB Joe Montana (Super Bowl XXIV)
- 1994 QB Steve Young (Super Bowl XXIX)

NFL COMEBACK PLAYER OF THE YEAR

- 1999 DT Bryant Young (AP)
- 2001 RB Garrison Hearst (AP and PFWA)
- 2019 QB Jimmy Garoppolo (SN)

NFL MOST IMPROVED PLAYER

- 2000 QB Jeff Garcia (PFW)
- 2018 TE George Kittle (PFWA)

MOST CARING ATHLETE

- 2000 DT Bryant Young (USA Today)
- DT Junior Bryant (USA Today)

AP – Associated Press, CPNW – College and Pro Football Newsweekly, DMN – Dallas Morning News, DN – Detroit News, DP – Detroit Press, FD – Football Digest, FI – NFL Films, FN – Football News, K.C. Committee 101 – Kansas City Committee 101, PFD – Pro Football Digest, PFW – Pro Football Weekly, PFWA – Pro Football Writers of America, SI – Sports Illustrated, SN – Sporting News, UPI – United Press International

49ERS PLAYER OF THE MONTH

OFFENSE

- 1986 WR Jerry Rice (Nov.)
- 1988
- 1989 QB Joe Montana (Nov.)
- 1990
- 1991 QB Steve Young (Oct.)
- 1992 QB Steve Young (Oct.)
- 1993 QB Steve Young (Nov.)
- 1994 QB Steve Young (Nov.)
- QB Steve Young (Dec.)
- 1995
- 1997
- 1998 QB Steve Young (Sept.)
- 2001 QB Jeff Garcia (Nov.)
- 2006
- 2007

DEFENSE

- LB Charles Haley (Oct.)
- LB Charles Haley (Oct.)
- LB Tim Harris (Dec.)
- CB Eric Davis (Oct.)
- LB Ken Norton (Oct.)
- DT Dana Stubblefield (Nov.)
- DE Andre Carter (Dec.)*
- CB Walt Harris (Nov.)
- LB Patrick Willis (Oct.)*
- LB Patrick Willis (Dec.)*

SPECIAL TEAMS

OFFENSE

- 2011
- 2012
- 2013
- 2014
- 2017
- 2018
- 2019
- 2021
- 2022 QB Brock Purdy (Dec./Jan.)*
- 2023 RB Christian McCaffrey (Sept. & Dec./Jan.)

DEFENSE

- LB Aldon Smith (Oct.)*
- LB Aldon Smith (Dec.)*
- LB Aldon Smith (Nov.)
- LB NaVorro Bowman (Dec.)
- LB Chris Borland (Nov.)*
- LB Reuben Foster (Nov.)*
- DL Nick Bosa (Oct.)
- DL Nick Bosa (Oct.)*
- LB Fred Warner (Nov.)

SPECIAL TEAMS

- K David Akers (Dec.)
- K Robbie Gould (Dec.)
- K Robbie Gould (Dec.)
- K Robbie Gould (Dec.)
- P Mitch Wishnowsky (Sept.)
- P Mitch Wishnowsky (Sept.)

* NFL Offensive/Defensive Rookie of the Month

49ERS PLAYER OF THE WEEK

	OFFENSE	DEFENSE	SPECIAL TEAMS
1984	QB Joe Montana (Week 8)		
1985	RB Roger Craig (Week 2)	S Dwight Hicks (Week 16)	
	QB Joe Montana (Week 5)		
	WR Jerry Rice (Week 14)		
1986	QB Joe Montana (Week 10)	S Ronnie Lott (Week 4)	
	WR Jerry Rice (Week 11)	S Ronnie Lott (Week 8)	
	RB Roger Craig (Week 15)		
1987	WR Jerry Rice (Week 11)		
	QB Joe Montana (Week 12)		
1988	RB Roger Craig (Week 2)	NT Michael Carter (Week 1)	
	QB Joe Montana (Week 4)	LB Michael Walter (Week 2)	
	RB Roger Craig (Week 7)	CB Eric Wright (Week 15)	
	WR Jerry Rice (Week 13)		
1989	QB Joe Montana (Week 3)	DE Pierce Holt (Week 12)	
	WR John Taylor (Week 14)		
1990	QB Joe Montana (Week 2)	LB Charles Haley (Week 5)	
	WR Jerry Rice (Week 3)		
	QB Joe Montana (Week 6)		
	WR Jerry Rice (Week 6)		
1991	QB Steve Bono (Week 14)		
	WR John Taylor (Week 15)		
1992	WR Jerry Rice (Week 7)		
	WR Jerry Rice (Week 13)		
	RB Amp Lee (Week 15)		
1993	WR Jerry Rice (Week 11)	S Merton Hanks (Week 12)	KR Dexter Carter (Week 5)
1994	WR Jerry Rice (Week 1)	CB Deion Sanders (Week 4)	K Doug Brien (Week 3)
	WR Jerry Rice (Week 12)	S Merton Hanks (Week 6)	KR/PR Dexter Carter (Week 10)
		S Merton Hanks (Week 11)	
1995	QB Elvis Grbac (Week 12)	S Merton Hanks (Week 3)	K Jeff Wilkins (Week 12)
	WR Jerry Rice (Week 16)	LB Ken Norton (Week 8)	
		S Merton Hanks (Week 11)	
1996		S Tim McDonald (Week 13)	K Jeff Wilkins (Week 10)
		DT Bryant Young (Week 6)	
		DE Chris Doleman (Week 9)	
		DE Roy Barker (Week 10)	
		DE Chris Doleman (Week 12)	
1997	RB Garrison Hearst (Week 5)	CB Rod Woodson (Week 3)	
		DT Dana Stubblefield (Week 10)	
		DT Dana Stubblefield (Week 11)	
1998	RB Garrison Hearst (Week 1)	DE Roy Barker (Week 8)	
1999		DT Bryant Young (Week 14)	
2000	RB Charlie Garner (Week 4)		
	WR Terrell Owens (Week 16)		
2001	QB Jeff Garcia (Week 9)	LB Andre Carter (Week 17)	K Jose Cortez (Week 1)
	RB Garrison Hearst (Week 11)		
2002		LB Jamie Winborn (Week 1)	KR/PR Jimmy Williams (Week 13)
		S Ronnie Heard (Week 8)	
		LB Julian Peterson (Week 10)	
		S Tony Parrish (Week 14)	
2003	RB Terry Jackson (Week 1)	CB Ahmed Plummer (Week 5)	KR Cedric Wilson (Week 9)
	QB Jeff Garcia (Week 14)	S Tony Parrish (Week 16)	
2004	QB Tim Rattay (Week 5)		
2005		DE Bryant Young (Week 1)	K Joe Nedney (Week 8)
2006	RB Frank Gore (Week 5)	LB Brandon Moore (Week 9)	
	RB Frank Gore (Week 11)	CB Walt Harris (Week 17)	
2007	RB Frank Gore (Week 12)		
2008	QB Shaun Hill (Week 11)		
2009	RB Frank Gore (Week 2)		
	RB Frank Gore (Week 14)		
2011		LB Patrick Willis (Week 5)	WR Ted Ginn Jr. (Week 1)
			P Andy Lee (Week 15)
			K David Akers (Week 16)
			K David Akers (Week 17)
			P Andy Lee (Week 7)
2012	QB Alex Smith (Week 8)	LB Patrick Willis (Week 4)	K Phil Dawson (Week 14)
	QB Colin Kaepernick (Week 15)	LB Aldon Smith (Week 11)	K Phil Dawson (Week 17)
2013	WR Anquan Boldin (Week 1)	CB Tramaine Brock (Week 5)	K Phil Dawson (Week 5)
2014		S Antoine Bethea (Week 4)	K Robbie Gould (Week 13)
		LB Chris Borland (Week 11)	K Robbie Gould (Week 15)
2017			K Robbie Gould (Week 2)
2018			P Bradley Pinion (Week 9)
			K Robbie Gould (Week 15)
2019	QB Jimmy Garoppolo (Week 14)	DL Nick Bosa (Week 5)	P Mitch Wishnowsky (Week 9)
		DL Nick Bosa (Week 8)	K Robbie Gould (Week 16)
		LB Fred Warner (Week 12)	
		LB Fred Warner (Week 16)	
2020			K Robbie Gould (Week 12)
2021	WR Deebo Samuel Sr. (Week 8)		P Mitch Wishnowsky (Week 2)
	WR Deebo Samuel Sr. (Week 10)		K Robbie Gould (Week 18)
	TE George Kittle (Week 14)		
2022	RB Christian McCaffrey (Week 8)	DL Nick Bosa (Week 13)	
		DL Nick Bosa (Week 16)	
2023	WR Brandon Aiyuk (Week 1)	LB Fred Warner (Week 5)	
	RB Christian McCaffrey (Week 4)	DL Nick Bosa (Week 10)	
	QB Brock Purdy (Week 11)		
	WR Deebo Samuel Sr. (Week 13)		

EDWARD J. DEBARTOLO SR. 49ERS HALL OF FAME

The San Francisco 49ers franchise is arguably one of the most fabled in sports history. With the multitude of memories that the team's history holds, a place to honor and capture these tremendous times and legendary figures only seems appropriate.

During the 2009 offseason, the San Francisco 49ers and the York family proudly introduced the creation of the Edward J. DeBartolo Sr. 49ers Hall of Fame, named in honor of the beloved patriarch of the storied franchise. The 49ers Hall of Fame was established to recognize players, administrators and coaches who have made exceptional contributions to the organization.

A week after the creation of the new 49ers Hall of Fame, team President & CEO Jed York announced the name of its inaugural inductee, his uncle, Edward J. DeBartolo Jr., known as "Mr. D" to most close to the 49ers family. He was then officially inducted during halftime of the team's home opener versus the Seattle Seahawks on September 20, 2009.


Being inducted into the 49ers Hall of Fame is no easy task, and the selection process reflects the level of honor which it bestows. As a prerequisite for induction, all 49ers Hall of Fame candidates must have displayed one or more of the following qualifications: outstanding production and performance on the field, key contributions to the team's success, and/or the embodiment of the spirit and essence of the San Francisco 49ers.

JOHN BRODIE

Quarterback, 1957–73

49ers Hall of Fame Inductee: 2009

Holds the team record with 17 years of service. Ranks second in team history with 31,548 passing yards and third with 214 touchdown passes. Guided the 49ers to back-to-back NFC Championship games in 1970 and 1971. Was named NFL Most Valuable Player in 1970. Born August 14, 1935 in San Francisco, CA.




DWIGHT CLARK

Wide Receiver, 1979–87

49ers Hall of Fame Inductee: 2009

Drafted by the 49ers in the 10th round (249th overall) of the 1979 NFL Draft, Clark spent his entire nine-year playing career with San Francisco (1979–87), appearing in 134 regular season games, the third-most among 49ers wide receivers, and registered 506 receptions for 6,750 yards (13.3 average) and 48 touchdowns. He also appeared in nine postseason contests, adding 48 receptions for 726 yards and three touchdowns while helping to bring the first two Super Bowl championships to the 49ers organization.



ROGER CRAIG

Running Back, 1983–90

49ers Hall of Fame Inductee: 2011

A member of three Super Bowl Championship teams, Craig ranks third in franchise history with 7,064 rushing yards and first in career rushing attempts (1,686). He also ranks third in franchise history in receptions (508) and total touchdowns (66). Craig became the first running back in NFL history to register 1,000 rushing yards and 1,000 receiving yards in a single season (1,050 rushing yards and 1,016 receiving yards in 1985). He was also selected to the Pro Bowl four times. Born July 10, 1960 in Davenport, IA.



A number of players and coaches have already been recognized in various ways throughout the years for their contributions to the game of professional football and the 49ers organization. Accordingly, the franchise has automatically enshrined members of the 49ers family who have either had their jersey numbers already retired by the organization or have been selected to the Pro Football Hall of Fame in Canton, Ohio. These players include: John Brodie, Dwight Clark, Fred Dean, Jimmy Johnson, John Henry Johnson, Charlie Krueger, Ronnie Lott, Hugh McElhenny, Joe Montana, Leo Nomellini, Joe Perry, Bob St. Clair, Y.A. Tittle, Bill Walsh, Dave Wilcox and Steve Young.

During Alumni Weekend on October 11, 2009 against the Atlanta Falcons, the 49ers honored the automatic enshrinement of the above players during halftime of the game.

The 49ers organization will enshrine new members each season.


FRED DEAN

Defensive End, 1981–85

49ers Hall of Fame Inductee: 2009

Pro Football Hall of Fame Inductee: 2008

One of the first true pass-rushers in the game, Dean's revolutionary play made an immediate impact upon joining the 49ers in a 1981 mid-season trade. Went on to help the 49ers win Super Bowl XVI and Super Bowl XIX. Recorded 93.5 sacks in career, including 40 sacks in five seasons with 49ers to rank 7th on team's all-time list. Posted career-high 17.5 sacks in 1983. Was a four-time Pro Bowler (1979–81, 83) and All-Pro (1979–81, 83). Earned UPI's NFC Defensive Player of the Year (1981). Born February 24, 1952 in Arcadia, LA.



EDWARD J. DeBARTOLO JR.

Owner, 1977–2000

49ers Hall of Fame Inductee: 2009

Pro Football Hall of Fame Inductee: 2016

Widely regarded as one of the most successful owners in the history of pro sports after taking over the 49ers in 1977. In 23 years at the helm, guided 49ers to a 22–11 postseason record and 13 division titles as San Francisco became first franchise in NFL history to win five Super Bowl Championships (1981, '84, '88, '89 and '94). The 49ers reached the playoffs on 16 occasions during DeBartolo's final 18 seasons as owner, posting a 207–72–1 regular season record. Born November 6, 1946 in Youngstown, OH.



FRANK GORE

Running Back, 2005–14

49ers Hall of Fame Inductee: 2023

A five-time Pro Bowl selection (2007, 2010 & 2012–14) and member of the Pro Football Hall of Fame's All-Decade Team of the 2010s, Gore finished his 49ers career as the team's leader in rushing yards (11,073), rushing attempts (2,442) and rushing touchdowns (64). His 13,956 yards from scrimmage as a member of the 49ers ranked second in franchise history, behind WR Jerry Rice's 19,872. He is the only running back in San Francisco history to rush for over 1,000 yards in four consecutive seasons (2006–09), accomplishing the feat on two separate occasions (2011–14). Born May 14, 1983 in Coral Gables, FL.




EDWARD J. DEBARTOLO SR. 49ERS HALL OF FAME

CHARLES HALEY

Linebacker, 1986–91, '99
49ers Hall of Fame Inductee: 2015
Pro Football Hall of Fame Inductee: 2015



One of only a few players in NFL history to have won five Super Bowl Championships (XXIII, XXIV, XXVII, XXVIII, XXX). Originally drafted by the 49ers in the fourth round (96th overall) of the 1986 NFL Draft from James Madison University, he played two stints for the 49ers, re-joining the team in the 1998 postseason following five seasons with the Dallas Cowboys. He appeared in a total of 106 regular season games (63 starts) with San Francisco. During his 12-year NFL career, Haley was a five-time Pro-Bowler (1988, 1990–91, 1994–95), two-time First-Team All-Pro (1991, 1994) and was twice named NFC Defensive Player of the Year (1990, 1994). He finished with 100.5 career sacks, registering 10-or-more sacks six times during his career. He also either led or shared the team lead for sacks in each season he played for San Francisco, including 12 sacks as a rookie and a career-high and NFC-leading 16 sacks in 1990. His 66.5 sacks as a 49er rank second in franchise history. He holds the Super Bowl record with 4.5 sacks and his 11 post-season sacks rank tied for fifth in NFL history. Born January 6, 1964 in Gladys, VA.




JIMMY JOHNSON

Cornerback, 1961–76
49ers Hall of Fame Inductee: 2009
Pro Football Hall of Fame Inductee: 1994



Starter on both offense and defense at UCLA. Began 49ers career as a defensive back, moved to offense, then stayed at DB in his third season. Intercepted 47 passes for 615 yards, including five his rookie year. As a receiver in 1962 he caught 34 passes for 627 yards and four touchdowns. Recognized as one of the best man-to-man defenders in NFL history. Played in five Pro Bowls and twice won the prestigious Len Eshmont Award selected by his teammates for inspirational play. Born March 31, 1938 in Dallas, TX.



JOHN HENRY JOHNSON

Fullback, 1954–56
49ers Hall of Fame Inductee: 2009
Pro Football Hall of Fame Inductee: 1987



Was a member of what's been noted as the finest backfield in NFL history. The foursome known as "The Million Dollar Backfield" and "The Fabulous Foursome" included three other Hall of Famers—QB Y.A. Tittle and RBs Joe Perry and Hugh McElhenny. Gained 6,803 yards rushing, including 48 touchdowns. Also played for the Detroit Lions (1957–59), Pittsburgh Steelers (1960–65) and Houston Oilers (1966). Attended St. Mary's College and Arizona State University. Born November 24, 1929 in Waterproof, LA.



CHARLIE KRUEGER

Defensive Tackle, 1959–73
49ers Hall of Fame Inductee: 2009
 Two-time Pro Bowl defensive tackle (1960, 1964). Received All-Pro recognition in 1960, 1965 and 1966. Had jersey retired in 1974.




RONNIE LOTT

Defensive Back, 1981–90
49ers Hall of Fame Inductee: 2009
Pro Football Hall of Fame Inductee: 2000



Known as one of the most ferocious and feared players in NFL history. Played in 10 Pro Bowls and won four Super Bowl Championships. Earned All-Pro honors at three different positions: cornerback, free safety and strong safety. Registered 1,161 career tackles, including five seasons with at least 100 tackles. Ranks tied for 6th in NFL history with 63 interceptions. Led the league in interceptions in 1986 and 1991 and returned five interceptions for touchdowns. Tied for the NFL record for postseason interceptions with nine. Named to the 75th Anniversary All-Time team, 1980's All-Decade team and Super Bowl Silver Anniversary team. Born May 8, 1959 in Albuquerque, NM.




HUGH McELHENNY

Halfback, 1952–60
49ers Hall of Fame Inductee: 2009
Pro Football Hall of Fame Inductee: 1970



One of only three players to gain over 11,000 yards carrying the ball. Scored 60 career touchdowns, 38 rushing, including a 42-yard touchdown run on his first pro play in preseason. In 1952 McElhenny had the longest punt return (94) and longest play from scrimmage (89). Scored two touchdowns in first Pro Bowl after his rookie year. Also played for Minnesota Vikings (1961–62), New York Giants (1963) and Detroit Lions (1964). Played college football at University of Washington. Born December 31, 1928 in Los Angeles, CA.



JOHN McVAY

San Francisco 49ers, 1979–2003
49ers Hall of Fame Inductee: 2013

His commitment and contributions to the 49ers help to form the rich traditions the team strives to carry on today. Played an integral role in the great success the franchise has achieved, helping to construct teams responsible for five Super Bowl victories. Joined the 49ers in 1979 as the team's Director of Player Personnel and went on to spend 22 seasons with the franchise. Among the many roles he filled throughout his tenure, served as Vice President and General Manager from 1983–1994 before retiring following the 1995 season. Rejoined the 49ers in 1999 and served as Vice President/Director of Football Operations through the 2003 season. Born January 5, 1931 in Bellaire, OH.



EDWARD J. DEBARTOLO SR. 49ERS HALL OF FAME

JOE MONTANA


Quarterback, 1979–92

49ers Hall of Fame Inductee: 2009

Pro Football Hall of Fame Inductee: 2000



Solidified his place in pro sports annals with numerous NFL records and a legendary reputation as a leader. Finished his career with 40,551 yards passing and 273 touchdowns. Ranks second in team history with a 92.3 career passer rating and 62.3 completion percentage. Led league in passing in 1987 and '89. Won back-to-back NFL MVP awards in 1989 and '90. Named *Sports Illustrated* Sportsman-of-the-Year in 1990. Named Super Bowl MVP three times. Directed team to the playoffs 12 times and boasts a 95.6 passer rating in 23 postseason games. Holds NFL postseason record for touchdowns (45), while ranking second in 300-yard passing games (6), completions (460), attempts (734) and yards gained (5,772). Born June 11, 1956 in New Eagle, PA.




R.C. OWENS

Wide Receiver, 1957–61

49ers Hall of Fame Inductee: 2011

An eight-year NFL veteran, R.C. "Alley Oop" Owens spent his first five seasons as a member of the 49ers, totaling 177 receptions for 2,939 yards and 20 touchdowns with San Francisco. His most productive year came in 1961 when he started all 14 games, caught 55 passes for 1,032 yards and scored five touchdowns. A former college basketball star, Owens transferred his skills over to the football field and was notorious for out-leaping defensive backs for high arching passes from QB Y.A. Tittle. Thus, the origin of the term "Alley Oop" was created, and later became more well-known from its use in basketball. A free agent in 1962, Owens went on to play with the Baltimore Colts and New York Giants, before retiring following the 1964 season. After his playing career ended, Owens spent more than two decades working for the 49ers. In that time, he held various positions for the team, including Director of Training Camp and Director of Alumni Relations. Born November 12, 1934 in Shreveport, LA.



TONY AND VIC MORABITO

Founder/Owners, 1946–64

49ers Hall of Fame Inductee: 2010

Founder Tony Morabito (1946–1957) and Co-Owner Vic Morabito (1950–1964). The founding family and original owners of the San Francisco 49ers. Tony Morabito established the Bay Area's first major league professional sports franchise when the 49ers played their first season in 1946. The brothers from San Francisco transitioned the team from an upstart in the All-American Football Conference to a major NFL franchise in 1950. Signed future Pro Football Hall of Famers Joe Perry, Hugh McElhenny, John Henry Johnson, Y.A. Tittle, Bob St. Clair, Leo Nomellini and Jimmy Johnson and also attracted the likes of R.C. Owens, John Brodie, Charlie Krueger, Billy Wilson and many other top talents during their tenure. After Tony's passing in 1957, Vic retained control of the organization until his own death in 1964. Throughout both the AAFC and the NFL, the 49ers went 128–110–6 during Tony and Vic Morabito's era (including a trip to the AAFC Championship Game in 1949 and the NFC playoffs in 1957) and became one of the NFL's premier franchises.



TERRELL OWENS


Wide Receiver, 1996–2003

49ers Hall of Fame Inductee: 2019

Pro Football Hall of Fame Inductee: 2018



Originally selected by the 49ers in the third round (89th overall) of the 1996 NFL Draft out of the University of Tennessee at Chattanooga, Owens played in 121 games (107 starts) and registered 8,572 receiving yards and 81 touchdowns on 592 receptions, while also adding 21 rushing attempts for 162 yards and two touchdowns in his eight seasons with San Francisco (1996–03). He started all nine postseason games in which he appeared with the organization and hauled in 39 receptions for 554 yards and four touchdowns. Ranks second in franchise history in receptions (592), receiving yards (8,572), receiving touchdowns (81), games with 100-or-more receiving yards (25) and 1,000-yard seasons (five), trailing only Edward J. DeBarolo Sr. 49ers Hall of Famer and Pro Football Hall of Fame member Jerry Rice in each category. Attended University of Tennessee at Chattanooga. Born December 7, 1973 in Alexander City, AL.



LEO NOMELLINI


Defensive Tackle, 1950–63

49ers Hall of Fame Inductee: 2009

Pro Football Hall of Fame Inductee: 1969



Was the first ever draft choice after the 49ers joined the NFL. Played every 49ers game for 14 seasons. Altogether, he played in 174 consecutive regular season games, including 10 trips to the Pro Bowl, and played in 266 contests. "The Lion" became one of the few to be named to an All-NFL team on both offense and defense. Retired at age 39. Played college ball at the University of Minnesota. Born June 19, 1924 in Lucca, Italy.



JOE PERRY

Fullback, 1948–60, '63


Kicking Coach/Game Scout, 1968–69

49ers Hall of Fame Inductee: 2009

Pro Football Hall of Fame Inductee: 1969



Was first player in NFL history to gain 1,000 yards in two consecutive seasons. His 9,723 rushing yards, in the AAFC and NFL combined, placed him second only to Jim Brown when he retired. Finished career with 12,505 combined yards. Nicknamed "The Jet" because of his quick starts. Also played for the Baltimore Colts (1961–62). Attended Compton Junior College. Born January 22, 1927 in Stevens, AR.



EDWARD J. DEBARTOLO SR. 49ERS HALL OF FAME


TOM RATHMAN

Fullback, 1986–93

Running Backs/Assistant Tight Ends Coach, 1996

Running Backs Coach, 1997–2002, 2009–16
49ers Hall of Fame Inductee: 2017

Originally selected by the 49ers in the third round (56th overall) of the 1986 NFL Draft, in eight seasons with the club (1986–93), Rathman played in 115 games (91 starts) and rushed for 1,902 yards and 26 touchdowns on 516 carries, while adding 294 receptions for 2,490 yards and eight touchdowns. A member of two Super Bowl Championship teams (Super Bowl XXIII & XXIV), Rathman also appeared in 14 postseason games (10 starts) and rushed for 287 yards and four touchdowns on 64 attempts in addition to 38 receptions for 327 and one touchdown. Following his playing career, Rathman returned to the 49ers late in the 1996 season as the team's running backs/assistant tight ends coach. In 1997, he was named the team's running backs coach, a position he held for six seasons (1997–2002). After spending three seasons away from the organization, Rathman returned to the 49ers to coach the running backs in 2009, a position he held for eight seasons (2009–16). Born October 7, 1962 in Grand Island, NE.



JERRY RICE


Wide Receiver, 1985–2000

49ers Hall of Fame Inductee: 2010

Pro Football Hall of Fame Inductee: 2010



Considered the best wide receiver in NFL history, Rice holds 14 regular season records and 10 postseason records. Among them, he is the all-time leader in career receptions (1,549), receiving yards (22,895) and touchdown receptions (197). Rice, a 10-time All-Pro was selected to 13 Pro Bowls and won three Super Bowl championships with the 49ers (1988, '89, '94). He was twice named AP NFL Offensive Player of the Year ('87, '93). Rice played his first 16 seasons in San Francisco, where he holds nearly every 49ers receiving record. Born October 13, 1962 in Starkville, MI.



GEORGE SEIFERT

Secondary Coach, 1980–82

Defensive Coordinator, 1983–88

Head Coach, 1989–96

49ers Hall of Fame Inductee: 2014

Spent 17 seasons with the 49ers after joining the franchise in 1980 as the team's secondary coach before being promoted to head coach in 1989. In his eight seasons as head coach of the 49ers, Seifert produced a 98–30 regular season record (.766) and collected two Super Bowl victories. Seifert is one of three coaches in NFL history to win a Super Bowl during his rookie campaign. Born January 22, 1940 in San Francisco, CA.




GORDY SOLTAU

Wide Receiver, 1950–58

49ers Hall of Fame Inductee: 2012

Played both kicker and wide receiver for San Francisco, retiring as the franchise's all-time leading scorer with 644 points. Played all 9 NFL seasons with the 49ers, missing just 2 games from 1950–58. Led the 49ers in scoring each year and led the NFL in scoring in 1952 and 1953. Earned 3 Pro Bowl Selections from 1951–53. In 1951, ranked 2nd in the NFL with 59 receptions for 826 receiving yards. Soltau finished his career with 249 receptions for 3,487 yards and 25 touchdowns. Converted 70-of-139 field goals for 303 points. Prior to attending college in the Office of Strategic Services, an elite branch of the Navy, where he was one of the first combat divers during World War II. Played college ball at Minnesota. Born January 25, 1925 in Duluth, MN.



BOB ST. CLAIR

Tackle, 1953–64

49ers Hall of Fame Inductee: 2009

Pro Football Hall of Fame Inductee: 1990



Exceptional offensive lineman. Also played goal line defense and blocked 10 field goals in 1956. Once lost five teeth when blocking a punt. Earned All-NFL honors three times and made five Pro Bowl appearances. Attended University of San Francisco and Tulsa. Born February 18, 1931 in San Francisco, CA.



JOHN TAYLOR

Wide Receiver, 1986–95

49ers Hall of Fame Inductee: 2021

Spent his entire 10-year career (1986–95) with the 49ers. Selected to the Pro Bowl in 1988 and 1989 and was a member of three Super Bowl Championship teams (Super Bowl XXIII, Super Bowl XXIV and Super Bowl XXIX). A member of the franchise's Ten-Year Club, Taylor was also the recipient of the team's Len Eshmont Award in 1991. Appeared in 121 games (102 starts) and finished his career with 347 receptions for 5,598 yards, and 43 touchdowns to go along with 149 punt returns for 1,517 yards and two touchdowns. Attended Delaware State University. Born March 31, 1962 in Pennsauken, NJ.



Y.A. TITTLE

Quarterback, 1951–60

Offensive Consultant, 1965–69

49ers Hall of Fame Inductee: 2009

Pro Football Hall of Fame Inductee: 1971



Had 17 years of NFL experience, finishing his career with 33,070 passing yards and 281 touchdowns (39 rushing). Won NFL Most Valuable Player Award in 1961 and '63. Threw 33 touchdown passes and a career-high 3,224 yards in 1962. In '63 he threw 36 touchdowns, completing 60.2 percent of his passes. Also played for the Baltimore Colts (1948–50) and the New York Giants (1961–64). Played college ball at Louisiana State University. Born October 24, 1926 in Marshall, TX.




EDWARD J. DEBARTOLO SR. 49ERS HALL OF FAME

BILL WALSH

Head Coach, 1979–88
General Manager, 1979–82
General Manager/VP, 1999–2000
49ers Hall of Fame Inductee: 2009
Pro Football Hall of Fame Inductee: 1993



Led “The Team of the ’80s” to three Super Bowl titles (XVI, XIX, XXIII) in 10 years. Compiled a .617 winning percentage with a 102–63–1 mark that included 10 wins in 14 postseason games. Notorious for his reputation of being an outstanding offensive coach, Walsh developed what is now known as the “West Coast Offense.” Named NFL Coach of the Year in 1981 and ’84. Attended San Jose State. Born November 30, 1931 in Los Angeles, CA.



DAVE WILCOX

Linebacker, 1964–74
49ers Hall of Fame Inductee: 2009
Pro Football Hall of Fame Inductee: 2000



Nicknamed “The Intimidator” by coaches and teammates for his tough, hard-nosed playing style. Considered to be one of the finest outside linebackers to ever play the game. Earned seven Pro Bowl nominations and was a seven-time All-Pro selection. Was selected by his teammates as the Len Eshmont Award winner as the team’s most inspirational and courageous player in 1967. Had his best season as a professional in 1973, recording 104 tackles, 13 for loss, two interceptions, four forced fumbles and one fumble recovery. Born September 29, 1942 in Eugene, OR.




PATRICK WILLIS

Linebacker, 2007–14
49ers Hall of Fame Inductee: 2021
Pro Football Hall of Fame Inductee: 2024



Spent all eight seasons of his NFL career with the 49ers. In addition to being named NFL Defensive Rookie of the Year in 2007, became the first player in 49ers history to be selected as an All-Pro in each of his first six seasons (First Team – 2007, 2009–12; Second Team – 2008). Named to the Pro Football Hall of Fame’s 2010s All-Decade Team. A seven-time Pro Bowl selection, was also a two-time recipient of the Bill Walsh Award. Started all 112 games in which he appeared and registered 1,225 tackles, 20.5 sacks, eight interceptions (returning two for touchdowns), 16 forced fumbles, five fumble recoveries and 53 passes defended. Also started all eight playoff games and registered 84 tackles, 2.0 sacks, one interception, one fumble recovery and two passes defended. Attended the University of Mississippi. Born January 25, 1985 in Bruceton, TN.



BRYANT YOUNG

Defensive Tackle, 1994–07
49ers Hall of Fame Inductee: 2020
Pro Football Hall of Fame Inductee: 2022



Originally selected by San Francisco seventh overall in the 1994 NFL Draft, Young spent his entire 14-year career with the 49ers, starting all 208 games in which he appeared and registering 774 total tackles, 27 passes defended, eight forced fumbles, six fumble recoveries and 89.5 sacks, which ranks first in franchise history since sacks became an official statistic in 1982. Young’s 208 games played are tied for the third-most in franchise history and the most among 49ers defensive linemen. He also started all 11 postseason games in which he appeared and notched 37 total tackles, six passes defended, one forced fumble and 3.0 sacks. Young was a member of San Francisco’s Super Bowl XXIX championship team. He earned the NFL Defensive Rookie of the Year in 1994 and was also a four-time All-Pro (1996, 1998–99, 2001) and Pro Bowl (1997, 2000, 2002–03) selection and named the NFL Comeback Player of the Year in 1999. Young was named the recipient of the Len Eshmont Award eight times (1996, 1998–00, 2004–07), the most in franchise history, and was also the recipient of the Bill Walsh Award in 2004 and the Ed Block Courage Award in 2005. Born January 27, 1972 in Chicago Heights, IL.



STEVE YOUNG

Quarterback, 1987–99
49ers Hall of Fame Inductee: 2009
Pro Football Hall of Fame Inductee: 2005



One of the greatest quarterbacks in NFL history, standing as the 3rd most accurate passer in league history and possessing an outstanding 96.8 quarterback rating. Dominating arm strength and mobility yielded 232 regular season touchdown tosses and 4,239 rushing yards during his years at Tampa Bay (1985–86) and San Francisco (1987–99). Recorded 28, 300-yard passing games during his prolific career. His 43 rushing touchdowns are the most by a quarterback in NFL history. Was a two-time NFL Most Valuable Player (1992 & 1994) and Super Bowl XXIX MVP. Earned 7 consecutive Pro Bowl nominations (1992–98) and was All-Pro (1992–94). His six touchdown passes in Super Bowl XXIX victory over San Diego stands as a Super Bowl record. Born October 11, 1961 in Salt Lake City, UT.



49ERS IN PRO FOOTBALL HALL OF FAME

POS	PLAYER	YEARS ON 49ERS	YEAR INDUCTED
G/T	Larry Allen	2006–07	2013
WR	Isaac Bruce	2008–09	2020
DE	Fred Dean	1981–85	2008
Owner	Edward J. DeBartolo Jr.	1977–2000	2016
DE	Richard Dent	1994	2011
LB	Chris Doleman	1996–98	2012
DB	Tony Dungy	1979	2016
LB	Kevin Greene	1997	2016
LB	Charles Haley	1986–91, '99	2015
WR	Bob Hayes	1975	2009
LB	Rickey Jackson	1994–95	2010
CB	Jimmy Johnson	1961–76	1994
FB	John Henry Johnson	1954–56	1987
DB	Ronnie Lott	1981–90	2000
HB	Hugh McElhenny	1952–60	1970
QB	Joe Montana	1979–92	2000

POS	PLAYER	YEARS ON 49ERS	YEAR INDUCTED
WR	Randy Moss	2012	2018
DT	Leo Nomellini	1950–63	1969
WR	Terrell Owens	1996–2003	2018
FB	Joe Perry	1946–60, '63	1969
WR	Jerry Rice	1985–2000	2010
CB	Deion Sanders	1994	2011
RB	O.J. Simpson	1978–79	1985
T	Bob St. Clair	1953–63	1990
QB	Y.A. Tittle	1951–60	1971
Coach	Bill Walsh	1979–88	1993
LB	Dave Wilcox	1964–74	2000
LB	Patrick Willis	2007–14	2024
S	Rod Woodson	1997	2009
DT	Bryant Young	1994–2007	2022
QB	Steve Young	1987–99	2005

49ERS RETIRED JERSEYS



QB Steve Young—Played for the 49ers from 1987–99 standing as the most accurate passer in league history with a 96.8 quarterback rating...Totaled 221 regular season touchdown passes and 3,581 rushing yards with the 49ers...His 43 rushing touchdowns are the most by a quarterback in NFL history...Was a two–time NFL Most Valuable Player (1992 & 1994) and Super Bowl XXIX MVP...Earned seven consecutive Pro Bowl nods (1992–98) and was All–Pro (1992–94). Inducted into Pro Football Hall of Fame in 2005...Had jersey retired in 2008.



S Ronnie Lott—Played for the 49ers from 1981–90...Played in 10 Pro Bowls and won four Super Bowl titles...Earned All–Pro honors at three different positions—cornerback, free safety and strong safety...Registered 1,161 career tackles, including five seasons with 100–or–more tackles...Ranks fifth in NFL history with 63 career interceptions...Holds NFL postseason record with nine interceptions in career...Inducted into Pro Football Hall of Fame in 2000...Had jersey retired in 2003.



QB John Brodie—Played for the 49ers from 1957–73...Holds the team record with 17 years of service...Ranks second in team history with 31,548 passing yards and third with 214 touchdown passes...Guided the 49ers to back–to–back NFC Championship games in 1970 and 1971...Was named NFL Most Valuable Player in 1970...Had jersey retired in 1973.



DT Charlie Krueger—Played for the 49ers from 1959–73...Two–time Pro Bowl defensive tackle (1960, 1964)...Received All–Pro recognition in the years 1960, 1965 and 1966...Had jersey retired in 1974.



QB Joe Montana—Played for the 49ers from 1979–92...Led San Francisco to four Super Bowl Championships (1981, 1984, 1988, 1989)...Holds team records with 35,124 passing yards and 244 touchdown passes...Selected to eight Pro Bowls, including seven with the 49ers...Named NFL Most Valuable Player four times (1981, 1984, 1989, 1990) and Super Bowl MVP three times (XVI, XIX, XXIV)...Had jersey retired in 1997...Inducted into Pro Football Hall of Fame in 2000.



T Leo Nomellini—Played for the 49ers from 1950–63...Did not miss a game during his 14–year career, playing in 174 consecutive regular season games...Selected to 10 Pro Bowls...Was first–ever NFL draft choice by 49ers...Was first–team All–Pro six times and second–team choice three times...Inducted into Pro Football Hall of Fame in 1969...Had jersey retired in 1971.



RB Joe Perry—Played 14 years in two stints for the 49ers from 1948–60 and 1963...Finished career as team’s all–time leading rusher with 7,344 yards...Scored 351 points, including team–record 50 rushing touchdowns, during career...Led team in rushing eight seasons, including seven consecutive (1949–55)...Named NFL Player–of–the–Year by UPI in 1954 and 1955...Inducted into Pro Football Hall of Fame in 1969...Had jersey retired in 1971.



T Bob St. Clair—Played for the 49ers from 1953–63...Exceptional offensive lineman...Also played goal line defense and blocked 10 field goals in 1956...One of the tallest players in team history at 6–9...Named to Pro Bowl five times...Earned All–NFL honors three times in career...Local product, attended University of San Francisco and Polytechnic High in San Francisco...Inducted into Pro Football Hall of Fame in 1990...Had jersey retired in 2001.



DB Jimmy Johnson—Played for the 49ers from 1961–76...Holds team record with 212 games played during career...Finished with 47 interceptions to rank second in team history...Selected to five Pro Bowls and named Len Eshmont Award winner twice...Played wide receiver in second season before becoming full–time defensive back in 1963...Named first–team All–Pro four times (1969, 1970, 1971, 1972)...Had jersey retired in 1977...Inducted into Pro Football Hall of Fame in 1994.



WR Jerry Rice—Played for the 49ers from 1985–2000...Holds 14 regular season records and 10 postseason records...Among them, he is the all–time leader in career receptions (1,549), receiving yards (22,895) and touchdown receptions (197)...A 10–time All–Pro, was selected to 13 Pro Bowls and won three Super Bowl championships with the 49ers (1988, 1989, 1994)...Twice named AP NFL Offensive Player of the Year (1987, 1993)...Played his first 16 seasons in San Francisco, where he holds nearly every 49ers receiving record...Had jersey retired in 2010.



RB Hugh McElhenny—Played for the 49ers from 1952–60...Rushed for 4,288 yards on 877 carries and 35 touchdowns for San Francisco...Was named NFL Player of the Year and NFL Rookie of the Year in 1952...Selected to five Pro Bowls...Led team in rushing in 1956 and 1957...Inducted into Pro Football Hall of Fame in 1970...Had jersey retired in 1971.



WR Dwight Clark—Played for the 49ers from 1979–87...Finished with 506 receptions for 6,750 yards and 48 touchdowns...Ranks fourth on 49ers all–time receptions list and third in receiving yards...Two–time Pro Bowler (1981, 1982) and first–team All–Pro in 1982 and 1983...Had jersey retired in 1988.

PRO BOWL 49ERS

1950 (JAN. 14, 1951)

Frank Albert, QB
Visco Grgich, G
Leo Nomellini, T
Norm Standlee, FB
John Strzykowski, HB

1951 (JAN. 12, 1952)

Jim Cason, HB
Ray Collins, T
Leo Nomellini, T
* Gordy Soltau, E

1952 (JAN. 10, 1953)

Ed Henke, E
* Bill Johnson, C
Hugh McElhenny, HB
Leo Nomellini, T
Joe Perry, FB
Gordy Soltau, E

1953 (JAN. 17, 1954)

* Bill Johnson, C
Hugh McElhenny, HB
Art Milchalik, G
* Leo Nomellini, T
* Joe Perry, FB
* Gordy Soltau, E
Y.A. Tittle, QB

1954 (JAN. 16, 1955)

* Bruno Banducci, G
Al Carapella, T
Jim Cason, HB
* John Henry Johnson, HB
* Joe Perry, FB
* Y.A. Tittle, QB
*+ Billy Wilson, E

1955 (JAN. 15, 1956)

Dick Moegle, HB
Bob Toneff, T
* Billy Wilson, E

1956 (JAN. 13, 1957)

* Hugh McElhenny, HB
Leo Nomellini, T
* Bob St. Clair, T
* Billy Wilson, E

1957 (JAN. 12, 1958)

Marv Matuszak, LB
*+ Hugh McElhenny, HB
Leo Nomellini, T
* Y.A. Tittle, QB
* Billy Wilson, E

1958 (JAN. 11, 1959)

Hugh McElhenny, HB
Jerry Mertens, HB
Leo Nomellini, T
* Bob St. Clair, T
* Billy Wilson, E

+ MVP * Starter

Voted as starter but did not play

1959 (JAN. 17, 1960)

Dave Baker, HB
Leo Nomellini, T
* Bob St. Clair, T
* J.D. Smith, FB
Billy Wilson, E
Abe Woodson, DHB

1960 (JAN. 15, 1961)

* Bruce Bosley, G
Charlie Krueger, DT
Leo Nomellini, T
* Bob St. Clair, T
Abe Woodson, DHB

1961 (JAN. 14, 1962)

* Ted Connolly, G
* Eddie Dove, DHB
Leo Nomellini, T
* Bob St. Clair, T
* Abe Woodson, DHB

1962 (JAN. 13, 1963)

* Tommy Davis, K
Matt Hazeltine, LB
* J.D. Smith, FB
* Abe Woodson, DHB

1963 (JAN. 12, 1964)

* Tommy Davis, K
Abe Woodson, DHB

1964 (JAN. 10, 1965)

Matt Hazeltine, LB
Charlie Krueger, DT
Dave Parks, E

1965 (JAN. 16, 1966)

* Bruce Bosley, C
* John Brodie, QB
John David Crow, HB
* Dave Parks, E
* Walt Rock, T
* Ken Willard, FB

1966 (JAN. 22, 1967)

Bruce Bosley, C
* Howard Mudd, G
* Dave Parks, E
Walt Rock, T
John Thomas, T
Dave Wilcox, LB
Ken Willard, FB

1967 (JAN. 21, 1968)

Bruce Bosley, C
Howard Mudd, G

1968 (JAN. 19, 1969)

* Kermit Alexander, CB
* Clifton McNeil, E
* Howard Mudd, G
Dave Wilcox, LB
* Ken Willard, FB

1969 (JAN. 18, 1970)

Elmer Collett, G
Jimmy Johnson, CB
Gene Washington, WR
* Dave Wilcox, LB
Ken Willard, FB

1970 (JAN. 24, 1971)

* John Brodie, QB
* Jimmy Johnson, CB
Len Rohde, T
* Gene Washington, WR
Dave Wilcox, LB

1971 (JAN. 23, 1972)

* Forrest Blue, C
* Cedrick Hardman, DE
* Jimmy Johnson, CB
* Ted Kwalick, TE
Bruce Taylor, CB
* Gene Washington, WR
Vic Washington, RB
* Dave Wilcox, LB

1972 (JAN. 21, 1973)

* Forrest Blue, C
* Jimmy Johnson, CB
* Ted Kwalick, TE
Woody Peoples, G
* Gene Washington, WR
* Dave Wilcox, LB

1973 (JAN. 20, 1974)

* Forrest Blue, C
* Ted Kwalick, TE
Woody Peoples, G
* Dave Wilcox, LB
* Tom Wittum, P

1974 (JAN. 20, 1975)

Forrest Blue, C
Jimmy Johnson, CB
* Tom Wittum, P

1975 (JAN. 26, 1976)

* Cedrick Hardman, DE

1976 (JAN. 17, 1977)

* Cleveland Elam, DT
* Tommy Hart, DE
Dave Washington, LB
Delvin Williams, RB

1977 (JAN. 23, 1978)

* Cleveland Elam, DT

1978 (JAN. 29, 1979)

None

1979 (JAN. 27, 1980)

None

1980 (FEB. 1, 1981)

None

1981 (JAN. 31, 1982)

Dwight Clark, WR
* Randy Cross, G
Fred Dean, DE
Dwight Hicks, S
* Ronnie Lott, CB
* Joe Montana, QB

1982 (FEB. 6, 1983)

* Dwight Clark, WR
* Randy Cross, G
Dwight Hicks, S
Ronnie Lott, CB

1983 (JAN. 29, 1984)

Fred Dean, DE
Dwight Hicks, S
* Ronnie Lott, CB
* Joe Montana, QB
49ers Coaching Staff

1984 (JAN. 27, 1985)

* Randy Cross, G
Keith Fahnhorst, T
* Dwight Hicks, S
Ronnie Lott, CB
* Joe Montana, QB
* Fred Quillan, C
Keena Turner, LB
Wendell Tyler, RB
Carlton Williamson, S
Eric Wright, CB

1985 (FEB. 2, 1986)

Michael Carter, NT
* Roger Craig, FB
*# Joe Montana, QB
Fred Quillan, C
* Carlton Williamson, S
*# Eric Wright, CB

1986 (FEB. 1, 1987)

* Ronnie Lott, S
* Jerry Rice, WR

1987 (FEB. 7, 1988)

* Michael Carter, NT
Roger Craig, RB
* Ronnie Lott, S
* Joe Montana, QB
* Jerry Rice, WR

1988 (JAN. 29, 1989)

Michael Carter, NT
* Roger Craig, RB
Charles Haley, LB-DE
* Ronnie Lott, S
* Jerry Rice, WR
John Taylor, WR

1989 (FEB. 4, 1990)

Roger Craig, RB
* Ronnie Lott, S
Guy McIntyre, G
* Joe Montana, QB
* Jerry Rice, WR
John Taylor, WR

1990 (FEB. 3, 1991)

* Charles Haley, LB-DE
* Ronnie Lott, S
Guy McIntyre, G
*# Joe Montana, QB
* Jerry Rice, WR
49ers Coaching Staff

1991 (FEB. 2, 1992)

Charles Haley, LB-DE
* Guy McIntyre, G
* Jerry Rice, WR

1992 (FEB. 7, 1993)

* Pierce Holt, DL
Brent Jones, TE
* Guy McIntyre, G
* Jerry Rice, WR
Steve Wallace, T
Ricky Watters, RB
* Steve Young, QB
49ers Coaching Staff

1993 (FEB. 6, 1994)

* Harris Barton, T
Brent Jones, TE
* Tim McDonald, SS
Guy McIntyre, G
* Jerry Rice, WR
Jesse Sapolu, C
Ricky Watters, RB
Steve Young, QB
49ers Coaching Staff

1994 (FEB. 5, 1995)

* Merton Hanks, FS
* Brent Jones, TE
Tim McDonald, SS
Bart Oates, C
* Jerry Rice, WR
* Deion Sanders, CB
Jesse Sapolu, G
Dana Stubblefield, DT
Ricky Watters, RB
* Steve Young, QB

1995 (FEB. 4, 1996)

* Eric Davis, CB
* Merton Hanks, FS
Brent Jones, TE
Tim McDonald, SS
Ken Norton Jr., LB
Bart Oates, C
*+ Jerry Rice, WR
Dana Stubblefield, DT
* Lee Woodall, LB
Steve Young, QB

1996 (FEB. 2, 1997)

* Merton Hanks, FS
* Jerry Rice, WR
* Bryant Young, DT
Steve Young, QB

1997 (FEB. 1, 1998)

Chris Doleman, DE
Kevin Gogan, G
* Merton Hanks, FS
Ken Norton, Jr., LB
* Dana Stubblefield, DT
Lee Woodall, LB
Steve Young, QB

1998 (FEB. 7, 1999)

Garrison Hearst, RB
* Kevin Gogan, G
Jerry Rice, WR
* Steve Young, QB
Winfred Tubbs, LB

1999 (FEB. 6, 2000)

* Lance Schulters, S
Bryant Young, DT

2000 (FEB. 4, 2001)

Jeff Garcia, QB
Charlie Garner, RB
Terrell Owens, WR

2001 (FEB. 9, 2002)

Ray Brown, G
Jeff Garcia, QB
Garrison Hearst, RB
Jeremy Newberry, C
* Terrell Owens, WR
Bryant Young, DT

2002 (FEB. 2, 2003)

Jeff Garcia, QB
Jeremy Newberry, C
* Terrell Owens, WR
Julian Peterson, LB

2003 (FEB. 8, 2004)

* Ron Stone, G
Bryant Young, DT

2004 (FEB. 13, 2005)

* Fred Beasley, FB
Terrell Owens, WR
Julian Peterson, LB

2005 (FEB. 12, 2006)

Brian Jennings,
need player

2006 (FEB. 10, 2007)

None

2007 (FEB. 10, 2008)

* Frank Gore, RB
* Larry Allen, G
Walt Harris, CB
* Patrick Willis, LB
* Andy Lee, P

PRO BOWL 49ERS (CONT.)

2008 (FEB. 8, 2009)	2012 (JAN. 27, 2013)	2014 (JAN. 25, 2015)	2019 (JAN. 26, 2020)	2022 (FEB. 5, 2023)	2023 (FEB. 4, 2024)
* Patrick Willis, LB	NaVorro Bowman, LB	Antoine Bethea, S	* Nick Bosa, DL	* Nick Bosa, DL	* Nick Bosa, DL
2009 (JAN. 31, 2010)	Ahmad Brooks, LB	Mike lupati, G	* Kyle Juszczyk, FB	Talanoa Hufanga, S	Javon Hargrave, DL
* Vernon Davis, TE	Frank Gore, RB	Joe Staley, T	* George Kittle, TE	* Kyle Juszczyk, FB	* Kyle Juszczyk, FB
* Andy Lee, P	* Dashon Goldson, S	2015 (JAN. 31, 2016)	* Richard Sherman, CB	* George Kittle, TE	* George Kittle, TE
*# Patrick Willis, LB	* Mike lupati, G	NaVorro Bowman, LB	<i>% 49ers did not participate as the team advanced to Super Bowl LIV</i>	* Christian McCaffrey, RB	* Christian McCaffrey, RB
Frank Gore, RB	* Aldon Smith, LB	Joe Staley, T	2020 (JAN. 31, 2021)	* Fred Warner, LB	* Brock Purdy, QB
Justin Smith, DT	* Justin Smith, DT	2016 (JAN. 29, 2017)	* Trent Williams, T	* Trent Williams, T	* Charvarius Ward, CB
2010 (JAN. 30, 2011)	* Joe Staley, T	None	* Kyle Juszczyk, FB		* Fred Warner, LB
* Patrick Willis, LB	* Donte Whitner, S	2017 (JAN. 28, 2018)	Fred Warner, LB	2021 (FEB. 6, 2022)	* Trent Williams, T
Justin Smith, DT	* Patrick Willis, LB	* Kyle Juszczyk, FB	* Trent Williams, T	* Nick Bosa, DL	
2011 (JAN. 29, 2012)	<i>% 49ers did not participate as the team advanced to Super Bowl XLVII</i>	Joe Staley, T	2018 (JAN. 27, 2019)	* Kyle Juszczyk, FB	
* David Akers, K	2013 (JAN. 26, 2014)	DeForest Buckner, DL	* George Kittle, TE	Alex Mack, C	
Dashon Goldson, S	NaVorro Bowman, LB	* Kyle Juszczyk, FB	Deebo Samuel Sr., WR	Laken Tomlinson, G	
Frank Gore, RB	Ahmad Brooks, LB	George Kittle, TE	* Trent Williams, T		
* Brian Jennings, LS	Vernon Davis, TE				
* Andy Lee, P	Frank Gore, RB				
* Carlos Rogers, CB	Mike lupati, G				
* Justin Smith, DT	Justin Smith, DT				
* Joe Staley, T	Eric Reid, S				
* Patrick Willis, LB	Joe Staley, T				
+ MVP * Starter	Patrick Willis, LB				

Voted as starter but did not play

ALL-PRO 49ERS

- 1946** — Alyn Beals E (First Team UPI, AAFC), Bruno Banducci G (First Team UPI, NYN, AAFC), Frank Albert QB (First Team NYN), Norm Standlee F (Second Team UPI, NYN, AAFC), Garland Gregory G (Second Team NYN)
- 1947** — Bruno Banducci G (First Team AP, NYN, CO, AAFC), Bob Bryant T (First Team CB), Alyn Beals E (Second Team CB, AAFC), John Woudenberg T (Second Team AP, AAFC), John Strzykalski H (Second Team AAFC), Norm Standlee F (Second Team AAFC), Garland Gregory G (Second Team CB)
- 1948** — Alyn Beals E (First Team UPI, NYN, AAFC), John Strzykalski H (First Team UPI, NYN, AAFC), John Woudenberg T (First Team NYN), Riley Matheson G (Second Team NYN, AAFC), Frank Albert QB (First Team SN, SP, NYN), Bruno Banducci G (Honorable Mention AP, SN)
- 1949** — Alyn Beals E (First Team UPI, NYN, IN, AAFC) Visco Grgich G (First Team UPI, NYN, AAFC), Joe Perry B (First Team UPI, NYN, AAFC), Frank Albert QB (First Team AAFC), John Woudenberg T (Honorable Mention UPI), Bruno Banducci G (Honorable Mention UPI), Bill Johnson C (Honorable Mention UPI), Jim Cason H (First Team IN), Jim Strzykalski H (Honorable Mention UPI)
- 1950** — John Strzykalski H (Second Team AP), Visco Grgich G (Honorable Mention AP, UPI), Frank Albert QB (Honorable Mention AP), Joe Perry F (Honorable Mention AP)
- 1951** — Leo Nomellini T (First Team AP) Gordy Soltau E (Second Team UPI), Bruno Banducci G (Second Team AP, UPI), Joe Perry F (Honorable Mention AP)
- 1952** — *1 Hugh McElhenny HB (First Team AP, UPI, NYN), Leo Nomellini DT (First Team AP, UPI, NYN), Gordy Soltau E (First Team AP, UPI, NYN), Bob Toneff T (Second Team AP, UPI, NYN), Bruno Banducci G (First Team NYN), Bill Johnson C (Second Team AP, NYN), Joe Perry RB (Honorable Mention AP, UPI), Ed Henke DE (Second Team UPI, NYN), Visco Grgich G (Honorable Mention UPI), Hardy Brown LB (Second Team NYN), Lowell Wagner DB (Second Team NYN), Jim Cason DB (Honorable Mention AP)
- 1953** — Bruno Banducci G (First Team UPI), Hugh McElhenny HB (First Team AP, UPI, NYN), Leo Nomellini DT (First Team AP, UPI, NYN, PFD), Joe Perry FB (First Team AP, UPI, NYN, PFD), Gordy Soltau E (Second Team UPI), Bob St. Clair T (Second Team UPI), Bill Johnson C (Second Team UPI), Y.A. Tittle QB (Honorable Mention AP), Charley Powell DE (Honorable Mention), Art Michalik G (Second Team NYN), Hardy Brown LB (Honorable Mention AP, UPI)
- 1954** — Bruno Banducci G (First Team AP, UPI, SN, NYN), Leo Nomellini DT (First Team AP, UPI, NYN), Joe Perry FB (First Team AP, UPI, SN, PFD), Billy Wilson E (Second Team AP, UPI, NYN), Bob St. Clair T (Second Team AP, UPI, NYN), Bill Johnson C (First Team NYN), Hugh McElhenny RB (Second Team AP, UPI, SN), John Henry Johnson RB (Second Team UPI, NYN), Bob Toneff DT (Honorable Mention UPI)
- 1955** — Bob St. Clair T (First Team UPI, NEA), Bob Toneff DT (First Team AP, SN, NYN), Billy Wilson E (First Team UPI, NEA, SN, NYN), Bill Johnson C (Second Team NEA), Joe Perry RB (Honorable Mention AP), Hardy Brown LB (Honorable Mention AP), Rex Berry DB (Second Team NEA)
- 1956** — Bob St. Clair T (First Team NEA), Billy Wilson E (Second Team AP, UPI, NEA), Hugh McElhenny RB (Second Team AP, UPI, NEA, NYN)
- 1957** — Marv Matuszak LB (First Team AP, UPI, NEA), Leo Nomellini DT (First Team AP, UPI), *2 Y.A. Tittle QB (First Team AP, UPI, NYN), Billy Wilson E (First Team AP, UPI, NEA, NYN), Dickey Moegle RB (First Team NYN), Clyde Conner E (Second Team NYN), Hugh McElhenny RB (Second Team AP, NEA)
- 1958** — Billy Wilson E (Second Team NEA, NYN, FW), Bob St. Clair T (Second Team AP, NEA, FW), Dickey Moegle RB (Second Team FW)
- 1959** — Leo Nomellini DT (First Team AP, UPI, NEA, NYN, HE, DN), J.D. Smith RB (First Team UPI, DN), Abe Woodson CB (First Team AP, UPI), Billy Wilson E (Second Team NEA), Bob St. Clair T (Honorable Mention UPI), Bruce Bosley G (Second Team AP), Matt Hazeltine LB (Honorable Mention UPI), Dave Baker S (Honorable Mention UPI), Eddie Dove S (Honorable Mention UPI)
- 1960** — Abe Woodson CB (First Team AP, NYN), R.C. Owens E (Second Team AP), Bob St. Clair T (First Team NEA), Bruce Bosley G (Second Team UPI, NEA, NYN), Charlie Krueger DE (Second Team AP), Leo Nomellini DT (Second Team AP, NYN), Matt Hazeltine LB (Honorable Mention UPI), Dave Baker S (Second Team AP, UPI, NEA, NYN, DN)
- 1961** — Abe Woodson CB (First Team NYN), Bob St. Clair T (Second Team NEA), Bruce Bosley G (Second Team NEA), Leo Nomellini DT (Second Team NEA), Eddie Dove S (Second Team UPI), Hugh McElhenny RB (Honorable Mention NEA), J.D. Smith RB (Honorable Mention NEA), Dave Baker S (Honorable Mention NEA)
- 1962** — Abe Woodson CB (First Team NEA, FN), Bob St. Clair T (Second Team AP), Leo Nomellini DT (Second Team UPI), Matt Hazeltine LB (Second Team AP, UPI, NEA), J.D. Smith RB (Honorable Mention UPI)
- 1963** — Abe Woodson CB (First Team NEA), Bob St. Clair T (Second Team NEA), Matt Hazeltine LB (Honorable Mention AP, NEA)
- 1964** — Matt Hazeltine LB (First Team CBS), Jimmy Johnson CB (Second Team NEA)
- 1965** — Dave Parks SE (First Team AP, NEA, UPI, NYN, FN, DN), John Brodie QB (First Team FN, NEA), Bernie Casey E (Honorable Mention UPI), Len Rohde T (Honorable Mention UPI), John Thomas T (Honorable Mention UPI), Ken Willard RB (Second Team AP, UPI, NEA), Clark Miller DE (Honorable Mention UPI), Charlie Krueger DT (Second Team AP), Matt Hazeltine LB (Honorable Mention UPI), Jimmy Johnson CB (Second Team AP, NEA)

- 1966** — Dave Parks SE (First Team NEA, DN), John Thomas G (First Team AP, NEA), Bernie Casey E (Honorable Mention UPI), Howard Mudd G (Honorable Mention UPI), Bruce Bosley C (Second Team NYN, NEA), Ken Willard RB (Honorable Mention UPI), Charlie Krueger DT (Honorable Mention UPI), Dave Wilcox LB (Second Team UPI, NEA), Jimmy Johnson CB (Second Team AP, UPI)
- 1967** — Howard Mudd G (First Team NEA), Dave Wilcox LB (First Team NEA)
- 1968** — Clifton McNeil WR (First Team AP, PWA, NEA, UPI, NYN, FN, DN), Howard Mudd G (First Team AP, NEA, UPI, PF, NYN, FN, DN), Cas Banaszek T (Second Team FN), Ken Willard RB (Second Team UPI), Kermit Alexander CB (Second Team UPI, NYN, FN), Jimmy Johnson CB (Second Team NEA)
- 1969** — Jimmy Johnson CB (First Team NEA), Len Rohde T (Second Team NEA), Dave Wilcox LB (Second Team UPI, NEA, SI)
- 1970** — *3 John Brodie QB (First Team AP, NEA, PFWA, FN, PFW), Jimmy Johnson CB (First Team AP, NEA, PFWA, SI, PFW), Gene Washington WR (First Team AP, NEA, PFWA, FN, SI, PFW, DN), Dave Wilcox OLB (First Team NEA, Second Team UPI)
- 1971** — Forrest Blue C (First Team AP, PFWA, FN, SI), Cedrick Hardman DE (First Team SI), Jimmy Johnson CB (First Team AP, NEA, PFWA, FN, SI, DN), Ted Kwalick TE (Second Team PFWA, NEA, FN), Gene Washington WR (Second Team PFWA, NEA, FN), Dave Wilcox OLB (First Team AP, NEA, PFWA), Bruce Taylor CB (Second Team FN)
- 1972** — Forrest Blue C (First Team AP, PFWA, FN, SI, DN), Jimmy Johnson CB (First Team AP, NEA, PFWA, SI), Ted Kwalick TE (First Team AP, NEA, FN, DZ), Gene Washington (First Team AP, PFWA, DN), Dave Wilcox OLB (First Team AP, NEA, PFWA, SI), Cedrick Hardman DE (Second Team FN)
- 1973** — Forrest Blue C (First Team AP, PFWA), Dave Wilcox OLB (First Team NEA, PFWA, FN), Ted Kwalick TE (First Team NYN)
- 1974** — Forrest Blue C (Second Team FN)
- 1975** — Cedrick Hardman DE (Second Team NEA)
- 1976** — Tommy Hart DE (First Team NEA, PFWA, FN), Cleveland Elam DT (Second Team NEA)
- 1977** — Cleveland Elam DT (First Team AP, NEA, PFWA, SI, NYN, CPW)
- 1978** — None
- 1979** — None
- 1980** — Randy Cross G (Second Team NEA)
- 1981** — Randy Cross G (First Team NEA, PFWA, FD), *4 Fred Dean DE (First Team AP, PFWA, SN, FD), Dwight Hicks S (First Team FD), Ronnie Lott CB (First Team AP, NEA, PFWA, SN, FD, SI), *5 Joe Montana QB (Second Team AP, NEA, FD), Jack Reynolds LB (Second Team FD), Ray Wersching K (Honorable Mention SI)
- 1982** — *6 Dwight Clark WR (First Team AP, NEA, PFWA, FW, FD, SI), Keena Turner LB (Second Team NEA), Ronnie Lott CB (First Team FD)
- 1983** — Keith Fahnhorst T (First Team NEA, CPNW, SI, USA), Ronnie Lott CB (First Team PFWA, FD), Joe Montana QB (Second Team NEA, CPNW), Fred Dean (First Team FI), Dwight Hicks FS (Second Team CPNW)
- 1984** — Randy Cross G (Second Team AP, NEA, FD), Keith Fahnhorst T (First Team AP, NEA, PFWA, CPNW, SI, USA), *7 Joe Montana, QB (Second Team AP, NEA, CPNW, FD), Eric Wright, CB (Second Team AP), Fred Quillan C (Second Team CPNW), Ronnie Lott CB (Second Team FD), Keena Turner LB (Second Team CPNW), Dwight Hicks FS (Second Team CPNW)
- 1985** — Michael Carter NT (Second Team AP, CPNW), Roger Craig FB (First Team CPNW), Randy Cross G (First Team NEA), Keith Fahnhorst T (Second Team NEA), Keena Turner LB (Second Team NEA), Eric Wright CB (First Team AP, NEA, SN, CPNW, FD, SI), Joe Montana QB (Second Team CPNW), Carlton Williamson SS (Second Team CPNW).
- 1986** — Michael Carter NT (First Team NEA, USA), Randy Cross G (Second Team AP, NEA), Ronnie Lott S (First Team AP, NEA, PFWA, CPNW, FD, FI, USA), *8 Jerry Rice WR (First Team AP, NEA, PFWA, SN, CPNW, FD, SI, FI, USA).
- 1987** — Michael Carter NT (First Team AP, NEA, PFWA, SN, CPNW, FD, FI), Ronnie Lott S (First Team AP, PFWA, SN, CPNW, FD, USA), Joe Montana QB (First Team AP, PFWA, FD, SI, FI, USA), *9 Jerry Rice WR (First Team AP, NEA, PFWA, SN, CPNW, FD, SI, FI, USA), Don Griffin CB (First Team CPNW), Jeff Fuller SS (Second Team CPNW)
- 1988** — Michael Carter NT (First Team NEA, CPNW), *10 Roger Craig RB (First Team AP, PFWA, NEA, SN, CPNW, FD, SI, FI, USA), Ronnie Lott S (First Team NEA), *11 Jerry Rice WR (First Team AP, PFWA, SN, FD, USA), *12 John Taylor WR (First Team PFWA, SN, CPNW, FI), Harris Barton T (Honorable Mention AP), Randy Cross C (Honorable Mention AP), Joe Montana QB (Honorable Mention AP), Charles Haley OLB (First Team FI), Tim McKyer CB (First Team CPNW, USA)
- 1989** — Mike Cofer K (First Team AP, NEA, CPNW, FD), Ronnie Lott S (First Team AP, PFWA, SI, USA), *13 Joe Montana QB (First Team AP, PFWA, NEA, SN, CPNW, SI, FD, FI, USA), Jerry Rice WR (First Team AP, PFWA, NEA, SN, CPNW, SI, FD, FI, USA), John Taylor (Second Team AP – Kick Returner), Guy McIntyre G (First Team CPNW, FD), Michael Walter ILB (Second Team NEA)
- 1990** — *14 Charles Haley LB–DE (First Team AP, NEA, PFWA, SI, FD, FI, NA, USA), Ronnie Lott S (First Team AP, NEA, PFWA, SI, FD, USA), *15 Joe Montana QB (First Team AP, NEA), *16 Jerry Rice WR (First Team AP, NEA, PFWA, CPNW, SI, SN, FD, FI, NA, USA), Brent Jones TE (Honorable Mention AP), Steve Wallace T (Honorable Mention AP), Guy McIntyre G (Second Team CPNW), Harris Barton T (Second Team NA), Jesse Sapolu C (Honorable Mention AP), Kevin Fagan DE (First Team NA), Pierce Holt DE (Second Team NA), Michael Carter NT (Honorable Mention AP), Matt Millen LB (Honorable Mention AP)

ALL-PRO 49ERS (CONT.)

- 1991** — Jerry Rice WR (First Team SN), Harris Barton T (First Team SI), Steve Wallace T (Second Team CPNW), Guy McIntyre G (Honorable Mention AP), Michael Carter NT (Honorable Mention AP), John Taylor KR (Honorable Mention AP)
- 1992** — Harris Barton T (First Team AP, PFWA, SI, FD, USA), Pierce Holt DE (Second Team NEA, AP), Brent Jones TE (First Team NEA, CPNW), Guy McIntyre G (First Team CPNW, FI, USA), Jerry Rice WR (First Team AP, NEA, PFWA, CP, SI, SN, FD, FI, USA), Steve Wallace T (First Team PFWA, CPNW), *17 Steve Young (First Team AP, NEA, PFWA, CPNW, SI, SN, FD, FI), Ricky Watters RB (Honorable Mention AP), Michael Carter DT (Honorable Mention AP), Jesse Sapolu C (Honorable Mention AP), Roy Foster G (First Team USA), George Seifert Coach (Second Team CPNW)
- 1993** — Harris Barton T (First Team AP, PFWA, SN, CPNW, USA), Brent Jones TE (First Team USA), Tim McDonald S (First Team CPNW, FD), *18 Jerry Rice WR (First Team AP, PFWA, SN, CPNW, SI, FD, FI, USA), Steve Young QB (First Team AP, PFWA, CPNW, FD, FI), Steve Wallace T (First Team FD), Guy McIntyre G (First Team FD, FI), Jesse Sapolu C (Honorable Mention AP), Dana Stubblefield DT (Honorable Mention AP), Merton Hanks FS (First Team SI)
- 1994** — Merton Hanks FS (First Team SN, CPNW, USA, SI, FD, USA), Brent Jones TE (Second Team AP), Jerry Rice WR (First Team AP, PFWA, SN, CPNW, SI, FD, FI, USA), Deion Sanders CB (First Team AP, PFWA, CPNW, SN, SI, FD, FI, USA), *19 Steve Young QB (First Team AP, PFWA, SN, CPNW, SI, FD, FI, USA), Dana Stubblefield DT (First Team FI, USA), Ken Norton Jr. MLB (Honorable Mention AP), Steve Wallace T (Honorable Mention AP), Jesse Sapolu G (Honorable Mention AP), Bart Oates C (Honorable Mention AP), Tim McDonald SS (Second Team FD)
- 1995** — Merton Hanks FS (First Team AP, PFWA, SN, CPNW, FD, FI, USA, SI), Ken Norton Jr. LB (First Team AP, PFWA, CPNW, FD, FI), Eric Davis CB (First Team AP, PFWA, CPNW), Jerry Rice WR (First Team AP, PFWA, SN, CPNW, FD, FI, USA, SI), Brent Jones TE (Honorable Mention AP), Harris Barton T (Honorable Mention AP), Jesse Sapolu G (Honorable Mention AP), Tim McDonald SS (Second Team AP, CPNW, FD), Kirk Scrafford G (Honorable Mention AP), Bart Oates C (Honorable Mention AP), Steve Young QB (Second Team AP), Dana Stubblefield DT (First Team CPNW, FI), Bryant Young DT (Honorable Mention AP), Gary Plummer LB (Honorable Mention AP), Lee Woodall LB (Second Team CPNW, FD)
- 1996** — Jerry Rice WR (First Team AP, CPNW, PFWA, SN, FD, FI, USA), Jesse Sapolu C (Second Team CPNW), Roy Barker DE (Honorable Mention AP), Bryant Young DT (First Team AP, PFWA, SN, CPNW, FD, SI, FI, USA), Dana Stubblefield DT (Second Team CPNW), Ken Norton Jr. MLB (First Team SI), Marquez Pope CB (Honorable Mention AP), Merton Hanks FS (First Team AP, USA, CPNW), Tim McDonald SS (Honorable Mention AP), Jeff Wilkins K (Honorable Mention AP)
- 1997** — *20 Dana Stubblefield DT (First Team AP, SI, PFWA, PFW, FI, CPNW, SN, SI, FD), Merton Hanks FS (First Team CPNW, FD), Chris Doleman DE (Second Team CPNW), Bryant Young DT (Second Team CPNW), Steve Young QB (Second Team CPNW, FD), Kevin Gogan G (First Team FI)
- 1998** — Kevin Gogan G (First Team CPFW), Merton Hanks FS (First Team USA), Garrison Hearst RB (Second Team CPFW, FN), Terrell Owens WR (Second Team FN), Bryant Young DT (First Team SN), Steve Young QB (First Team SN)
- 1999** — Bryant Young DT (Second Team AP, CPFN, FD)
- 2000** — Terrell Owens WR (First Team AP), Ray Brown G (Second Team CPNW)
- 2001** — Terrell Owens WR (First Team AP, PFW, FD, CPNW, SN), Ray Brown G (Second Team AP, FD, CPNW), Scott Gragg T (Second Team FD), Bryant Young DT (First Team CPNW, Second Team AP, FD)
- 2002** — Fred Beasley FB (First Team SI, FD, Second Team AP), Derrick Deese T (First Team SI, Second Team FD), Jeremy Newberry C (First Team PFW), Terrell Owens WR (First Team AP, SI, PFW, FD, SN), Tony Parrish S (First Team SI, FD), Julian Peterson LB (First Team CPNW, Second Team AP, FD), Ron Stone G (First Team PFW, FD)
- 2003** — Fred Beasley FB (First Team FD, Second Team AP), Tony Parrish S (First Team PFW, Second Team AP), Julian Peterson LB (First Team AP, SI, PFW, FD, SN), Ron Stone G (Second Team FD)
- 2004** — None
- 2005** — None
- 2006** — *Frank Gore RB (Second Team AP, First Team USA, All–NFC PFWA), Walt Harris CB (All–NFC PFWA)
- 2007** — *Patrick Willis LB (First Team AP, SN, SI, PFWA, All–Rookie PFWA), Andy Lee P (First Team AP, PFWA), Michael Robinson RB (First Team SI – special teams)
- 2008** — Patrick Willis LB (Second Team AP)
- 2009** — *Patrick Willis LB (First Team AP, SN, SI, PFWA, PFW), Andy Lee P (Second Team AP)
- 2010** — Patrick Willis LB (First Team AP)
- 2011** — David Akers K (First Team AP, SI, DMN), NaVorro Bowman LB (First Team AP), Andy Lee P (First Team AP, SI, DMN, SN, PFW/PFWA), Carlos Rogers CB (Second Team AP), Justin Smith DT (First Team AP @ DT, Second Team AP @ DE, SI, DMN, PFW/PFWA), Joe Staley T (Second Team AP), Patrick Willis LB (First Team AP, SN, PFW/PFWA)
- 2012** — NaVorro Bowman LB (First Team AP), Ahmad Brooks LB (Second Team AP, SI), Anthony Davis T (SI), Dashon Goldson S (First Team AP, SI), Mike Iupati G (First Team AP, SI, PFW/PFWA), Andy Lee P (First Team AP, PFW/PFWA), Aldon Smith LB (First Team AP, PFW/PFWA), Justin Smith DT (Second Team AP @ DT and DE), Joe Staley T (Second Team AP), Patrick Willis LB (First Team AP, PFW/PFWA)

- 2013** — NaVorro Bowman LB (First Team AP), Ahmad Brooks LB (Second Team AP) Vernon Davis TE (Second Team AP), Justin Smith DT (Second Team AP), Joe Staley T (Second Team AP)
- 2014** — None
- 2015** — NaVorro Bowman LB (First Team AP)
- 2016** — None
- 2017** — Reuben Foster LB (All–Rookie PFWA)
- 2018** — Richie James Jr. WR (All–NFC PFWA, All–Rookie ESPN), George Kittle TE (Second Team AP, All–NFC PFWA), Mike McGlinchey T (All–Rookie PFWA, All–Rookie ESPN)
- 2019** — Nick Bosa DL (All–Rookie PFWA), DeForest Buckner DL (Second Team AP, All–NFC PFWA), Dre Greenlaw LB (All–Rookie PFWA), George Kittle TE (First Team AP, All–NFL PFWA, All–NFC PFWA), Richard Sherman CB (Second Team AP)
- 2020** — Fred Warner LB (First Team AP)
- 2021** — Nick Bosa DL (All–NFL PFWA, All–NFC PFWA), George Kittle TE (All–NFC PFWA), Deebo Samuel Sr. WR (First Team AP), Trent Williams T (First Team AP, All–NFL PFWA, All–NFC PFWA)
- 2022** — Nick Bosa DL (First Team AP, First Team NFLPA, All–NFL PFWA, All–NFC PFWA), Talanoa Hufanga S (First Team AP, All–NFL PFWA, All–NFC PFWA), Kyle Juszczyk FB (First Team NFLPA), George Kittle TE (Second Team AP, All–NFC PFWA), Christian McCaffrey RB (All–NFC PFWA), George Odum S (Second Team AP), Brock Purdy QB (All–Rookie PFWA), Fred Warner LB (First Team AP, First Team NFLPA, All–NFL PFWA, All–NFC PFWA), Trent Williams T (First Team AP, First Team NFLPA, All–NFL PFWA, All–NFC PFWA)
- 2023** — Brandon Aiyuk WR (Second Team AP), Kyle Juszczyk FB (First Team AP, First Team NFLPA), George Kittle TE (First Team AP), Christian McCaffrey RB (First Team AP, First Team NFLPA), Charvarius Ward CB (Second Team AP), Fred Warner LB (First Team AP, First Team NFLPA), Trent Williams T (First Team AP, First Team NFLPA)

- *1 (1952) McElhenny was named UPI “Rookie of the Year” and Sport Magazine’s “Player of the Year.”
- *2 (1957) Tittle was named UPI’s “Player of the Year.”
- *3 (1970) Brodie was consensus NFL “Player of the Year” and consensus NFL “Offensive Player of the Year.”
- *4 (1981) Dean was named NFLPA’s NFL “Defensive Lineman of the Year.”
- *5 (1981) Montana was named MVP of Super Bowl XVI.
- *6 (1982) Clark was named Sports Illustrated’s NFL “Player of the Year.”
- *7 (1984) Montana was named MVP of Super Bowl XIX.
- *8 (1986) Rice was named Sports Illustrated’s NFL “Player of the Year.” He was also named NFL “Offensive Player of the Year.”
- *9 (1987) Rice was consensus NFL “Player of the Year” and consensus NFL “Offensive Player of the Year.”
- *10 (1988) Craig was named UPI NFC “Offensive Player of the Year,” AP’s NFL “Offensive Player of the Year,” and Sports Illustrated’s NFL “Player of the Year.”
- *11 (1988) Rice was named MVP of Super Bowl XXIII.
- *12 (1988) Taylor was named NFLPA’s NFC “Special Teams Player of the Year.”
- *13 (1989) Montana was named MVP of Super Bowl XXIV, consensus NFL “Player of the Year,” and consensus NFL “Offensive Player of the Year.”
- *14 (1990) Haley was named UPI NFC “Defensive Player of the Year.”
- *15 (1990) Montana was named AP’s NFL MVP, and Male Athlete of the Year. He was also named “Sportsman of the Year” by Sports Illustrated.
- *16 (1990) Rice was named Sports Illustrated’s NFL “Player of the Year.”
- *17 (1992) Young was consensus NFL “Player of the Year” and consensus NFL “Offensive Player of the Year.”
- *18 (1993) Rice was AP’s “Offensive Player of the Year” and NEA’s “Offensive Player of the Year.”
- *19 (1994) Young was consensus NFL “Player of the Year.”
- *20 (1997) Stubblefield was NFL “Defensive Player of the Year.”
- *21 (2006) Gore was named PFWA’s “Most Improved Player.”
- *22 (2007) Willis was named AP’s and PFWA’s “Defensive Rookie of the Year.”
- *23 (2009) Willis was named “Linebacker of the Year” by the NFL Alumni.

A AFC – All–America Football Conference, AP – Associated Press, CBS – CBS–TV, CO – Coaches All Pro Team, CPNW – College and Pro Football Newsweekly, CPFN – College and Pro Football Weekly, DMN – Dallas Morning News, DN – Detroit News, DP – Detroit Press, ESPN – ESPN Writers, – Football Digest, FI – NFL Films, FN – Football News, FW – Pro News Football Weekly, HE – Hearst All–Pro, HF – Pro Football Hall of Fame, IN – International News Service, NA – The National, NEA – Newspaper Enterprise Association, NFLPA – NFL Player’s Association, NYN – New York News, PFD – Pro Football Digest, PFI – Pro Football Illustrated, PFW – Pro Football Weekly, PFWA – Pro Football Writers of America, SI – Sports Illustrated, SN – Sporting News, SP – Sport Magazine, UPI – United Press International, USA – USA Today

49ERS TRADE HISTORY

1950

HB Emil Sitko from LA Rams for HB Glenn Davis.

E Gordy Soltau from Cle. for 1951 No. 4 draft choice.

DB Howie Livingston from Was. for undisclosed considerations.

1952

HB J.R. Boone from Chi. for 1953 No. 6 draft choice.

1953

E Bob Van Doren from Cle. for 1954 No. 8 draft choice.

HB Fred Bruney from Cle. for 1954 No. 10 draft choice.

1954

HB John Henry Johnson from Pit. for HB Ed Pullerton.

HB John Williams from Was. for T Ray Collins.

QB Arnie Galiffa from NYG for DE Bob Van Doren.

1955

C Ed Beatty from LA Rams for HB Jim Cason, G Nick Feher, and 1956 No. 5 draft choice.

E Ted Vaught from Phi. for undisclosed future draft choice.

1956

T Bob Cross from LA Rams for 1957 No. 3 draft choice.

1957

HB Bill Stits from Det. for HB John Henry Johnson and a 1958 No. 7 draft choice.

LB Marv Matuszak from Pit. for QB Earl Morrall and G Mike Sandusky.

HB Val Joe Walker from Det. for 1958 No. 15 draft choice.

1960

LB Jerry Wilson from Phi. for G John Wittenborn.

1961 No. 1a draft choice (HB Jimmy Johnson) from Pit. for DB Dick Moegle.

1961 No. 1b draft choice (QB Billy Kilmer) from Bal. for TE Dee Mackey.

1961

G/LB Lou Cordileone from New York Giants for QB Y.A. Tittle.

1962

DB Elbert Kimbrough from LA Rams for DE Lou Cordileone.

C John Mellekus from Chi. for 1963 No. 4 draft choice.

HB Bobby Gaiters from NYG for E Aaron Thomas.

1963

1965 No. 1 draft choice (DB George Donnelly) from Cle. for Cleveland signing free agent G Ted Connolly.

LB Mike Dowdle from Dal. for HB Jim Ridlon.

T Roy Williams from Min. for 1965 No. 8 draft choice.

1964

C Frank Morze from Cle. for 1965 No. 6 draft choice.

1965

HB John David Crow from StL for HB Abe Woodson.

DE Dan LaRose from Bal. for 1966 No. 7 draft choice.

1967

1967 No. 1 draft choice (QB Steve Spurrier) from Atl. for FL Bernie Casey, G Jim Wilson, and T Jim Norton.

1968

LB Harold Hays from Dal. for 1969 No. 3 draft choice.

DE Kevin Hardy from NO Saints as compensation for Saints' signing E Dave Parks.

1968 No. 1 draft choice (TE Ted Kwalick) – see Dave Parks above.

WR Clifton McNeil from Cle. for 1969 No. 2 draft choice.

1969

G Randy Beisler from Phi. for QB George Mira.

DB Roosevelt Taylor from Chi. for G Howard Mudd.

KR Noland Smith from KC Chiefs for 1970 No. 3 draft choice.

1970

PK Bruce Gossett from LA Rams for HB Kermit Alexander and 1970 No. 2 draft choice.

1972

DE Rolf Krueger from StL for 1973 No. 2 draft choice and 1974 No. 3 draft choice.

1973

RB Randy Jackson from Buf. for DT Earl Edwards.

WR Danny Abramowicz from NO for 1974 No. 4 & 5 draft choices.

1974

TE Tom Mitchell from Bal. for returned Colts' 1975 No. 3 draft choice and 1976 No. 4 draft choice.

T Bob Penchion from Buf. for 1975 No. 7 draft choice.

WR Robert West from KC for 1975 No. 6 draft choice.

QB Norm Snead from NYG for 1975 No. 3 draft choice and 1976 No. 4 draft choice.

1976 No. 1 draft choice (choice traded to Patriots for QB Jim Plunkett) from Hou. for RB Vic Washington.

1975

WR Bob Hayes from Dal. for 1976 No. 3 draft choice.

LB Dave Washington from Buf. for 1977 No. 5 draft choice.

CB Nate Allen from KC for G Randy Beiser and Saints 1976 No. 3 choice.

1976

WR Willie McGee and LB Bruce Elia from TB for QB Steve Spurrier.

QB Jim Plunkett from NE for QB Tom Owens, 1976 & '77 No. 1 choices, 1976 Houston's No. 1 choice, and 1977 No. 1 choice.

G Steve Lawson from Min. for DB Windlan Hall.

QB Marty Domres from Bal. for 1978 No. 5 draft choice.

TE Jim Obradovich from NYG for 1977 No. 8 draft choice.

WR Jim Lash from Min. for RB Sammy Johnson.

1977

LB Ed Bradley from Sea. for DT Bill Sandifer.

DT Ed Galigher from NYJ for 1977 No. 3 draft choice.

TE Paul Seal from NO for G John Watson.

1978

RB O.J. Simpson from Buf. for 1979 No. 1 draft choice, 1978 & '79 No. 2 draft choices, 1978 No. 3 draft choice, and 1979 No. 4 draft choice.

WR Larry Jones from Was. for TE Tom Mitchell and 1978 No. 8 draft choice.

WR Freddie Solomon and S Vern Robertson from Mia. for RB Delvin Williams.

FB Greg Boykin from NO for DB Ralph McGill.

LB Joe Harris from Was. for 1978 Vikings No. 6 draft choice.

G Steve Knutson from GB for 1979 No. 8 draft choice.

S Chuck Crist from NO for LB Skip Vanderbundt.

S Bob Jury and 1979 Cowboys No. 3 draft choice (QB Joe Montana) from Sea. for 1979 No. 3 draft choice.

1979

CB Melvin Morgan from Cin. for 1980 No. 7 draft choice.

RB Mike Hogan from Phi. for 1981 No. 7 draft choice.

S Tim Gray from KC for 1980 No. 9 draft choice.

S Tony Dungy from Pit. for 1980 No. 10 draft choice.

CB Charles Cornelius from Mia. for 1980 No. 11 draft choice.

RB Lenvil Elliott from Cin. for the first right to waived players.

1980

DB Scott Perry from Cin. for 1981 No. 9 draft choice.

DB Ray Rhodes and WR Jimmy Robinson from NYG for S Tony Dungy and FB Mike Hogan.

TE Charle Young from LA Rams for 1980 No. 3 draft choice and 1983 unconditional No. 4 draft choice.

LB Thomas Henderson from Dal. for 1981 No. 4 draft choice.

DT Jim Krahl from Bal. for 1981 No. 10 draft choice.

1981

QB Guy Benjamin from NO for 1982 No. 6 draft choice.

G/T Dan Audick from SD for 1982 No. 3 draft choice.

FB Johnny Davis from TB for RB/WR James Owens.

RB Amos Lawrence from SD for 1984 No. 4 draft choice.

DE Fred Dean from SD 1983 No. 2 draft choice and option to exchange 1983 No. 1 draft choices.

49ERS TRADE HISTORY (CONT.)

1982

TE Russ Francis from NE for 1982 No. 1 & No. 4 draft choices.

LB Bob Horn from SD for 1983 No. 8 draft choice.

T Lindsey Mason from LA Raiders for 1983 Raiders No. 5 draft choice acquired for DE Cedrick Hardman in 1980.

1983

RB Wendell Tyler from LA Rams for 1983 No. 2 draft choice and 1983 Broncos No. 4 draft choice.

QB Matt Cavanaugh from NE for 1984 No. 7 draft choice.

P Tom Orosz from Mia. for 1984 Bears No. 12 draft choice.

1984

DT Louie Kelcher from SD for 1984 No. 8 and No. 12 draft choices and 1985 conditional No. 9 draft choice.

DT Manu Tuiasosopo from Sea. for 1984 Buccaneers No. 4 draft choice and 1985 No. 10 49ers' draft choice.

CB Mario Clark from Buf. for 1985 No. 4 draft choice.

DT Gary Johnson from SD for 1986 No. 5 and No. 11 draft choices.

1985

1985 No. 1 draft choice (WR Jerry Rice) from NE for 1985 No. 1, 2, and 3 draft choices.

LB Fulton Kuykendall from Atl. for DE/DT Lawrence Pillers.

C Jim Leonard from TB for 1986 No. 12 draft choice.

CB Tory Nixon from Was. for 1986 No. 6 draft choice.

1986

QB Jeff Kemp from LA Rams for 1986 Lions No. 3 draft choice.

RB Joe Cribbs from Buf. for 1987 No. 3 and 1988 No. 5 draft choices.

1986 No. 2 draft choice (DE Larry Roberts) from Det. for 1986 Bills No. 2 draft choice.

1986 No. 3a draft choice (FB Tom Rathman) from Buf. for 1986 Cowboys No. 1 draft choice and 1986 49ers No. 10 draft choice.

1986 No. 3b draft choice (CB Tim Mckyer) from Phi. for QB Matt Cavanaugh.

1986 No. 4a draft choice (LB Charles Haley) from Cle. for 1986 Lions No. 3a draft choice.

1986 No. 4b draft choice (T Steve Wallace) from Was. for 1986 Lions No. 3b draft choice.

1986 No. 6 draft choice (FS Don Griffin) from NYJ for T Billy Shields.

1987

LB Keith Browner from TB for 1988 No. 6 draft choice.

QB Steve Young from TB for 1987 No. 2 and 4 draft choices.

1988

WR Wes Chandler from NO for C Fred Quillan.

1991

LB Tim Harris from GB for 1992 No. 2 draft choice and 1993 No. 2 draft choice.

1992

1993 No. 2 draft choice and 1994 No. 3 draft choice from Dal. for DE Charles Haley.

1993

1993 No. 1 draft choice from KC for QB Joe Montana and S David Whitmore.

1993 No. 1 draft choice (DE Dana Stubblefield) from NO for 1993 Chiefs No. 1 draft choice.

1994 No. 1 draft choice (choice trade to Rams for 1994 Falcons No. 1 draft choice) from SD for 1993 Raiders' No. 2 draft choice.

1994

1994 No. 1a draft choice (DT Bryant Young) from Atl. via Ind. and LA Rams for 1994 Chargers No. 1 draft choice, 1994 49ers No. 2 draft choice and 1994 Eagles No. 3 draft choice.

1994 No. 1b draft choice (FB William Floyd) from Dal. for 1994 No. 1 and 7 draft choices.

1995

1995 No. 1 draft choice (WR J.J. Stokes) from Atl. via Cle. for 1995 No. 1 and No. 3 draft choices, 1995 Chiefs No. 4 draft choice and 1996 No. 1 draft choice.

CB Marquez Pope from StL for 1995 No. 2 draft choice.

1996

RB Terry Kirby from Mia. for 1997 No. 4 draft choice.

1998

LB Anthony Peterson from Chi. for 1998 No. 7 draft choice.

T Jamie Brown from Den. for 1999 No. 2 draft choice.

1998 No. 7 draft choice (WR Ryan Thelwell) from Pit. via Atl. for 1999 No. 6 draft choice.

1999

DE Roy Barker and TE Irv Smith to Cle. for past considerations.

QB Ty Detmer and 1999 No. 4 draft pick to Cle. for 1999 No. 4 and No. 5 draft picks.

G Kevin Gogan to Mia. for 1999 No. 5 draft pick.

QB Jim Druckenmiller to Mia. for 2000 No. 7 and 2001 No. 7.

CB Craig Newsome from GB for 2000 No. 5 draft choice.

1999 No. 1 draft choice (DT Reggie McGrew) from Mia. for 1999 No. 1 and No. 5 draft choices.

1999 No. 4a draft choice (CB Anthony Parker) from Cle. for FB Marc Edwards.

1999 No. 4b draft choice (CB Pierson Prioleau) and No. 6 draft choice (WR Tai Streets) from Ind. for 1999 No. 4 draft choice.

2000

2000 No. 1 draft choice (3) to Was. for two 2000 No. 1 draft choices (12) and (24) (Ahmed Plummer) and No. 4 draft choice.

2000 No. 1 draft choice (12) to NYJ for 2000 No. 1 (16) (Julian Peterson) and No. 2 (48) (Jason Webster) draft choices.

2000 No. 3 draft choice (Jeff Ulbrich) from Sea. for 2000 No. 4 and No. 7 draft choices.

2000 No. 4 draft choice (98) to GB for 2000 No. 4 (108) (John Keith) and No. 5 (132) draft choices.

2000 No. 5 draft choice (John Miley) from Chi. for 2000 No. 6 and No. 7 draft choices.

2000 No. 7 draft choice (Tim Rattay) from NE for 2001 No. 6 draft choice.

CB R.W. McQuarters to Chi. for 2001 conditional draft pick.

2001

2001 No. 1 (9), No. 3 (82) and No. 7 (222) draft choices to Sea. for No. 1 (7) (Andre Carter) and No. 6 (191) (Menson Holloway).

2001 No. 2 2001 (41), No. 3 (71) and No. 4 (105) draft choices to GB for 2001 No. 2 (47) (Jamie Winborn), No. 3 (80 & 82) (Kevan Barlow), No. 6 (179) (Rashad Holman) and No. 7 (222) draft choices.

2002

2002 No. 2 (61) draft choice to Buf. for 2002 No. 3 (69) (Saleem Rasheed) and No. 4 (102) draft choices (Jeff Chandler).

QB Cade McNown from Mia. for 2003 No. 7 conditional draft choice.

2004

WR Terrell Owens to Bal. for 2004 No. 2 (51) draft choice.

2004 No. 2 (51) draft choice to Bal. for DT Brandon Whiting (via Philadelphia).

2004 No. 1 (16) draft choice to Phi. for 2004 No. 1 (28) and No. 2 (58) draft choices (Shawntae Spencer).

2004 No. 1 (28) draft choice to Car. for 2004 No. 1 (31) (Rashaun Woods) and No. 4 (127) draft choices (Richard Seigler).

2004 No. 4 (112) and No. 5 (147) draft choices to Chi. for 2004 No. 4 (104) draft choice (Isaac Sopoaga).

2004 No. 6 (179) draft choice to GB for 2004 No. 6 (188) (Andy Lee) and No. 7 (226) draft choices (Christian Ferrara).

2005

2005 No. 4 (102) and No. 6 draft choices (175) to Phi. for 2005 No. 3 draft choice (94) (Adam Snyder).

LB John Engelberger to Den. for CB Willie Middlebrooks.

LB Jamie Winborn to Jac. for 2006 No. 7 (236) draft choice.

QB Tim Rattay to TB for 2006 No. 6 (192) draft choice.

2006

WR Brandon Lloyd to Was. for 2006 No. 3 (84) draft choice.

WR Rashaun Woods to SD for CB Sammy Davis.

2006 No. 2 (37) and No. 3 (68) draft choices to Den. in exchange for No. 1 (22) (Manny Lawson) draft choice from Den.

2006 No. 7 (213 & 236) to Jax. for No. 6 (197) draft choice (Melvin Oliver).

QB Ken Dorsey and a 2007 No. 7 (213) draft choice to Cle. for QB Trent Dilfer.

QB Cody Pickett to Hou. for a 2007 conditional draft choice.

CB Mike Rumph to Was. for WR Taylor Jacobs.

RB Kevan Barlow to NYJ for 2007 No. 4 (124) draft choice.

49ERS TRADE HISTORY (CONT.)

2007

2007 No. 4 (110) and 2008 No. 1 draft choices to NE in exchange for No. 1 (28) draft choice (Joe Staley).

2007 No. 4 (124) draft choice to Sea. in exchange for WR Darrell Jackson.

2007 No. 2 (42) and No. 4 (126) draft choices to Ind. in exchange for 2008 No. 1 draft choice.

2009

2009 No. 2 (43) and 2009 No. 4 (111) draft choices to Car. in exchange for 2010 No. 1 draft choice.

2010

QB Shaun Hill to Det. in exchange for 2011 No. 7 draft choice.

2010 No. 5 (145) draft choice to Mia. in exchange for WR Ted Ginn Jr.

2010 No. 1 (13) and 2010 No. 4 (113) draft choices to Den. in exchange for 2010 No. 1 (11) draft choice (Anthony Davis).

2010 No. 3 (79) draft choice to SD in exchange for 2010 No. 3 (91) (NaVorro Bowman), 2010 No. 6 (173) (Anthony Dixon) and 2011 No. 4 draft choices.

WR Isaac Bruce to StL.

DT Kentwan Balmer to Sea. in exchange for 2011 No. 6 draft choice.

2011

2011 No. 2 (45), No. 4 (108) and No. 5 (141) draft choices to Den. in exchange for 2011 No. 2 (36) draft choice (Colin Kaepernick).

2011 No. 3 (76) to Jax. in exchange for 2011 No. 3 (80) (Chris Culliver) and 2011 No. 6 (182) (Ronald Johnson).

2011 No. 6 (174) and 2011 No. 7 (231) to GB in exchange for 2011 No. 5 (163) (Daniel Kilgore) draft choice.

S Taylor Mays to Cin. in exchange for a conditional 2013 No. 7.

2012

2012 No. 3 (92) to Ind. in exchange for 2012 No. 4 (97) (traded to Mia.) and 2013 No. 5 (157) (Quinton Dial) draft choices.

2012 No. 4 (97, from Ind.) to Mia. in exchange for 2012 No. 4 (103) (traded to Car.), 2012 No. 6 (196, from NO) (traded to Det.) and 2013 No. 6 (180) (Nick Moody) draft choices.

2012 No. 4 (103, from Mia.) to Car. in exchange for 2012 No. 6 (180) (Trenton Robinson) and 2013 No. 3 (74) (traded to Dal.) draft choices.

2012 No. 4 (125) and 2012 No. 6 (196, from NO via Mia.) draft choices to Det. in exchange for 2012 No. 4 (117) (Joe Looney) draft choice.

S Colin Jones to Car. in exchange for 2014 No. 7 (243) (Kaleb Ramsey).

2013

QB Alex Smith to KC in exchange for 2013 No. 2 (34) and 2014 No. 2 (56) (traded to Den.) draft choices.

2013 No. 6 (199) draft choice to Bal. in exchange for WR Anquan Boldin.

2013 No. 5 (164) draft choice and 2013 No. 7 (227, from Cin.) to Cle. in exchange for QB Colt McCoy and 2013 No. 6 (173) (traded to GB) draft choice.

2013 No. 1 (31) and No. 3 (74, from Car.) draft choices to Dal. in exchange for 2013 No. 1 (18) (Eric Reid) draft choice.

2013 No. 2 (34) draft choice to Ten. in exchange for 2013 No. 2 (40) (Cornellius "Tank" Carradine), No. 7 (216) (traded to GB) and 2014 No. 3 (77) (Chris Borland) draft choices.

2013 No. 2 (61) and No. 6 (173) draft choices to GB in exchange for 2013 No. 2 (55) (Vance McDonald).

2013 No. 3 (93) and No. 6 (216) draft choices to GB in exchange for 2013 No. 3 (88) (Corey Lemonier) draft choice.

WR A.J. Jenkins to KC in exchange for WR Jon Baldwin.

LB Parys Haralson to NO in exchange for 2014 No. 7 (242) (traded to Den.) draft choice.

LB Cam Johnson to Ind. in exchange for 2015 No. 7 (246) (traded to Dal.) draft choice.

2014

2014 No. 6 (205) and conditional 2015 No. 6 draft choices to Jax. in exchange for QB Blaine Gabbert.

2015 No. 7 (232) draft choice to Mia. in exchange for T Jonathan Martin.

2015 No. 4 (113) draft choice to Buf. in exchange for WR Stevie Johnson.

2014 No. 2 (56, from KC) and 2014 No. 7 (242, from NO) draft choices to Den. in exchange for 2014 No. 2 (63) (traded to Mia.), No. 5 (171) (traded to Mia.) and 2015 No. 4 (126) (Mike Davis) draft choices.

2014 No. 2 (63, from Den.) and 2014 No. 5 (171, from Den.) draft choices to Mia. in exchange for 2014 No. 2 (57) (Carlos Hyde) draft choice.

2014 No. 2 (61) draft choice to Jax. in exchange for 2014 No. 3 (70) (Marcus Martin) and No. 5 (150) (Aaron Lynch) draft choices.

2014 No. 3 (94) draft choice to Cle. in exchange for 2014 No. 4 (106) (Bruce Ellington) and No. 6 (180) (Kenneth Acker) draft choices.

2015

2015 No. 1 (15) draft choice to SD in exchange for 2015 No. 1 (17) (Arik Armstead), No. 4 (117) (Blake Bell) and 2016 No. 5 (142) (Ronald Blair III) draft choices.

2015 No. 5 (151) draft choice to Ind. in exchange for 2015 No. 5 (165) (Bradley Pinion) and No. 7 (244) (Trent Brown) draft choices.

2015 No. 7 (246, from Ind.) draft choice to Dal. in exchange for 2016 No. 6 (178) (traded to KC) draft choice.

P Andy Lee to Cle. in exchange for 2017 No. 7 (219) (traded to Min.) draft choice.

TE Asante Cleveland to NE in exchange for OL Jordan Devey.

TE Derek Carrier and 2017 No. 7 (220) draft choice to Was. in exchange for 2017 No. 5 (161) (traded to Ind.) draft choice.

A conditional 2017 draft choice to Bal. in exchange for C Nick Easton.

C Nick Easton and 2016 No. 6 (180) draft choice to Min. in exchange for LB Gerald Hodges.

TE Vernon Davis and 2016 No. 7 (228) draft choice to Den. in exchange for 2016 No. 6 (207) (Jeff Driskel) and 2017 No. 6 (202) (Pita Taumoepeenu) draft choices.

2016

2016 No. 2 (37), No. 4 (105) and No. 6 (178) draft choices to KC in exchange for 2016 No. 1 (28) (Joshua Garnett) and 2016 No. 7 (117) (Prince Charles Iworah) draft choices.
CB Kenneth Acker to KC in exchange for

2018 No. 7 (240) (Richie James) draft choice.

G Brandon Thomas to Det. in exchange for WR Jeremy Kerley.

2019 No. 7 (216) to KC in exchange for WR Rod Streater and 2019 No. 7 (243).

2017

2017 No. 6 (186) draft choice to Bal. in exchange for OL Jeremy Zuttah and 2017 No. 6 (198) draft choice.

2017 No. 1 (2) draft choice to Chi. in exchange for 2017 No. 1 (3) (Solomon Thomas), No. 3 (67) (traded to NO), No. 4 (111) (traded to Sea.) and 2018 No. 3 (70) (Fred Warner) draft choices.

2018 No. 4 (109) draft choice to Den. in exchange for RB Kapri Bibbs and 2017 No. 5 (177) (Trent Taylor).

2017 No. 2 (34) and No. 4 (111, from Chi.) draft choices to Sea. in exchange for 2017 No. 1 (31) (Reuben Foster) draft choice.

2017 No. 3 (67, from Chi.) draft choice to NO in exchange for 2017 No. 7 (229) (Adrian Colbert) and 2018 No. 2 (59) (traded to Was) draft choices.

2017 No. 4 (109) and No. 7 (219, from Cle.) draft choices to Min. in exchange for 2017 No. 3 (104) (C.J. Beathard) draft choice.

2017 No. 4 (143) and No. 5 (161, from Was.) draft choices to Ind. in exchange for 2017 No. 4 (121) (Joe Williams) draft choice.

TE Vance McDonald and 2018 No. 5 (148) draft choice to Pit. in exchange for 2018 No. 4 (128) (Kentavious Street) draft choice.

2019 No. 5 (142) to Det. in exchange for OL Laken Tomlinson.

2018 No. 2 (43) draft choice in exchange for QB Jimmy Garoppolo.

CB Rashard Robinson to NYJ in exchange for 2018 No. 5 (143) (traded to NE) draft choice.

49ERS TRADE HISTORY (CONT.)

2018

C Daniel Kilgore and 2018 No. 7 (227) draft choice to Mia. in exchange for 2018 No. 7 (223) (Jullian Taylor) draft choice.

2018 No. 2 (59, from NO) and No. 3 (74) draft choices to Was. in exchange for 2018 No. 2 (44) (Dante Pettis) draft choice.

OL Trent Brown and 2018 No. 5 (143, from NYJ) draft choice to NE in exchange for 2018 No. 3 (95) (Tarvarius Moore) draft choice.

LB Eli Harold to Det. in exchange for 2020 No. 7 (217) (Jauan Jennings) draft choice.

2019 No. 7 (243, from KC) draft choice to Cle. in exchange for T Shon Coleman.

2019

2020 No. 2 (63) draft choice to KC in exchange for DL Dee Ford.

2019 No. 4 (104) draft choice to Cin. in exchange for 2019 No. 4 (110) (Mitch Wishnowsky), No. 6 (183) (Justin Skule) and No. 6 (198) (Tim Harris) draft choices.

LB Dekoda Watson and 2019 No. 6 (212) draft choice to Den. in exchange for 2019 No. 5 (148) (Dre Greenlaw) draft choice.

2020 No. 3 (95) and No. 4 (137) draft choices to Den. in exchange for WR Emmanuel Sanders and 2020 No. 5 (156, traded to Was.).

2020

DL DeForest Buckner to Ind. in exchange for 2020 No. 1 (13, traded to TB) draft choice.

2020 No. 1 (13, from Ind.) and No. 7 (245) draft choices to TB in exchange for 2020 No. 1 (14) (Javon Kinlaw) and No. 4 (117, traded to Min.) draft choices.

2020 No. 1 (31), No. 4 (117, from TB) and No. 5 (176) draft choices to Min. in exchange for 2020 No. 1 (25) (Brandon Aiyuk) draft choice.

2020 No. 5 (156, from TB) and 2021 No. 3 (74) draft choices to Was. in exchange for T Trent Williams.

RB Matt Breida to Mia. in exchange for 2020 No. 5 (153) (Colton McKivitz) draft choice.

WR Marquise Goodwin, 2020 No. 6 (210) and 2021 No. 7 (240) draft choices to Phi. in exchange for 2020 No. 6 (190) (Charlie Woerner) draft choice.

2022 No. 6 (207) draft choice to NYJ in exchange for DL Jordan Willis and 2021 No. 7 (230, traded to LV).

LB Kwon Alexander to NO in exchange for 2021 No. 5 (172) (Deommodore Lenoir) draft choice and LB Kiko Alonso.

2021

2021 No. 1 (12), 2022 No. 1 (29), 2023 No. 1 (29) and 2022 special compensatory No. 3 (102) draft choices to Mia. in exchange for 2021 No. 1 (3) (Trey Lance) draft choice.

2021 No. 2 (43) and 2021 No. 7 (230, from NYJ) draft choices to LV in exchange for 2021 No. 2 (48) (Aaron Banks) and 2021 No. 4 (121, traded to LAR) draft choices.

2021 No. 4 (117) and 2021 No. 4 (121, from LV) draft choices to LAR in exchange for 2021 No. 3 (88) (Trey Sermon) draft choice.

LB Jonas Griffith and 2022 No. 7 (250) draft choice to Den. in exchange for 2022 No. 6 (187) (Nick Zakelj) and 2023 No. 7 (222, traded to Min.) draft choices.

2023 No. 6 (207) draft choice to Hou. in exchange for DL Charles Omenihu.

2022

2023 No. 2 (61), No. 3 (93) and No. 4 (132) and 2024 No. 5 (166) draft choices to Car. in exchange for RB Christian McCaffrey.

RB Jeff Wilson Jr. to Mia. in exchange for 2023 No. 5 (155) (Darrell Luter Jr.) draft choice.

2023

2025 No. 7 draft choice (subject to conditions) to Car. in exchange for K Zane Gonzalez and 2025 No. 7 draft choice.

2023 special compensatory No. 3 (102), No. 5 (164) and No. 7 (222, from Den.) draft choices to Min. in exchange for 2023 No. 3 (87) (Ji'Ayir Brown) draft choice.

QB Trey Lance to Dal. in exchange for 2024 No. 4 (124) (Malik Mustapha) draft choice.

2024 No. 6 (207) draft choice to Den. in exchange for DL Randy Gregory and 2024 No. 7 (232, traded to Den.) draft choice.

2024 special compensatory No. 3 (100) draft choice to Was. in exchange for DL Chase Young.

2024

2024 No. 7 (232, from Den.) draft choice to Hou. in exchange for DL Maliek Collins.

2024 No. 2 (63rd) and 2024 compensatory No. 6 (211th) draft choices to Kansas City for 2024 No. 2 (64th) (Renardo Green) and 2024 No. 5 (173rd, traded to New York Jets) draft choices.

2024 No. 3 (94th) and 2024 compensatory No. 4 (132nd) draft choices to Philadelphia for 2024 No. 3 (86th) (Dominick Puni) draft choice.

2024 No. 5 (173rd, from Kansas City) and 2024 compensatory No. 5 (176th) draft choices to New York Jets for 2024 No. 4 (129th) (Isaac Guerendo) draft choice.

ALL-TIME ALPHABETICAL ROSTER

Last	First	Position	College	Years	Jersey #
A					
Abramowicz	Danny	WR	Xavier	1973–74	46
Acker	Kenneth	CB	SMU	2014–15	20, 24
Adams	Anthony	DT	Penn State	2003–06	91
Adams	Mike	S	Delaware	2004–06	20
Adams	Phillip	CB	South Carolina St.	2010	35
Adams	Tyrell	LB	West Georgia	2021	53
Ahanotu	Chidi	DE	California	2003	72
Aiyuk	Brandon	WR	Arizona State	2020–*	11
Akers	David	K	Louisville	2011–12	2
Al-Shaair	Azeez	LB	Florida Atlantic	2019–22	51
Albert	Frank	QB	Stanford	1946–52	13, 63
Aldridge	Ben	HB	Oklahoma State	1952	38
Aldridge	Jerry	RB	Angelo State	1980	47
Alexander	Kermit	HB/DB	UCLA	1963–69	39
Alexander	Kwon	LB	LSU	2019–20	56
Allen	Brandon	QB	Arkansas	2023–*	17
Allen	Brian	CB	Utah	2020	48
Allen	Josh	OL	Louisiana–Monroe	2016	62
Allen	Nate	CB	Texas Southern	1975	27
Allen	Larry	G	Sonoma State	2006–07	71
Alonso	Kiko	LB	Oregon	2020	56
Amey	Otis	WR	Sacramento State	2005	18
Anderson	Busta	TE	South Carolina	2015	48
Anderson	Dres	WR	Utah	2015	17
Anderson	Gary	K	Syracuse	1997	1
Anderson	Marques	S	UCLA	2005	25
Anderson	Terry	WR	Bethune–Cookman	1980	20
Anderson	Tim	S	Ohio State	1975	26
Andrus	Shane	K	Murray State	2009, '10	9
Anelli	Mark	TE	Wisconsin	2002–03	85
Ansah	Ezekiel	DL	BYU	2020	94
Anthony	Cornelius	LB	Texas A&M	2002–03	57
Arenas	Joe	HB	Omaha	1951–57	22, 82
Armour	Justin	WR	Stanford	1997 (P)	82
Armstead	Arik	DL	Oregon	2015–23	91
Armstrong	Ray–Ray	LB	Miami (Fla.)	2015–17	54
Asmum	Jim	P	Hawaii	1987	9
Asomugha	Nnamdi	CB	California	2013	28
Atkins	Baraka	DT	Miami	2009	76
Atkins	Bill	HB	Auburn	1958–59	29
Atkins	Dave	RB	UTEP	1973	28
Atkins	James	DT	Virginia Union	2004	75
Audick	Dan	T/G	Hawaii	1981–82	61
Austin	Tavon	WR	West Virginia	2020	5
Ayers	John	G	West Texas State	1976–86	68

B					
Baas	David	G	Michigan	2005–10	64
Babb	Gene	FB	Austin	1957–58	32
Babcock	Harry	E	Georgia	1953–55	88
Bahnsen	Ken	FB	North Texas State	1953	27
Bahr	Matt	K	Penn State	1981	10
Bajema	Billy	TE	Oklahoma State	2005–08	47
Baker	Dave	DB	Oklahoma	1959–61	25
Baker	Jason	P	Iowa	2001–02	7
Baker	Wayne	DT	BYU	1975	78
Bakhtiari	Eric	LB	San Diego	2012	96
Balatti	Ed	E	Oakland High (Calif.)	1946–48	57
Baldassin	Mike	LB	Washington	1977–78	41, 52
Baldassin	Mike	LB	Washington	1977–78	41, 52
Balducci	Alex	OL	Oregon	2016	75
Baldwin	Jon	WR	Pittsburgh	2013	84
Baldwin	Randy	RB	Mississippi	1995	21
Ball	Marcus	S	Memphis	2016	46
Balmer	Kentwan	DE	North Carolina	2008–09	96
Banaszek	Cas	T	Northwestern	1967–77	79
Banducci	Bruno	G	Stanford	1946–54	33, 63
Banks	Aaron	OL	Notre Dame	2021–*	65
Banta–Cain	Tully	LB	California	2007–08	95

Last	First	Position	College	Years	Jersey #
Barber	Mike	WR	Marshall	1989	86
Barker	Roy	DE	North Carolina	1996–98	92
Barlow	Kevan	RB	Pittsburgh	2001–05	32
Barnes	Larry	FB	Colorado State	1957	35
Barnes	Pat	QB	California	1999	10
Barnes	Tim	OL	Missouri	2017	61
Barnett	Oliver	DL	Kentucky	1995	72, 77
Barrett	Alex	DL	San Diego State	2020, 2022–*	64
Barrett	Jean	T	Tulsa	1973–80	77
Bartch	Ben	OL	St. John's (MN)	2023–*	78
Bartolo	Steve	RB	Colorado State	1988	41
Barton	Harris	T	North Carolina	1987–98	79
Barton	Kirk	T	Ohio State	2008	77
Bassi	Dick	G	Santa Clara	1946–47	35, 36
Battle	Arnaz	WR	Notre Dame	2003–09	83
Beach	Sanjay	WR	Colorado State	1991, 93	83, 86
Beadles	Zane	G	Utah	2016–17	68
Beal Jr.	Robert	DL	Georgia	2023–*	51
Beals	Alyn	E	Santa Clara	1946–51	53
Beard	Ed	LB	Tennessee	1965–72	50
Beasley	Fred	FB	Auburn	1998–05	40
Beasley	Terry	WR	Auburn	1972, 74–75	83, 88
Beathard	C.J.	QB	Iowa	2017–20	3
Beatty	Ed	C	Mississippi	1955–56	54
Beeson	Terry	LB	Kansas	1982	63
Beisler	Randy	G/T	Indiana	1969–74	65
Belk	Bill	DE	Maryland State	1968–74	72
Bell	Blake	TE	Oklahoma	2015–16	84
Bell	Ronnie	WR	Michigan	2023–*	10
Bell	Shonn	TE	Clinch Valley	1999	82
Bellore	Nick	LB	Central Michigan	2015–16	50
Belser	Ceaser	LB	Arkansas AM&N	1974	50
Bender	Jacob	T	Nicholls State	2008	77
Benefield	Daved	LB	Cal State Northridge	1996	99
Benjamin	Guy	QB	Stanford	1981–83	7
Benjamin	Travis	WR	Miami	2020–21	17
Bentz	Roman	T	Tulane	1948	46
Bergstrom	Tony	OL	Utah	2020	62
Berry	Rex	DB	BYU	1951–56	23, 83
Bethea	Antoine	S	Howard	2014–16	41
Bethel–Thompson	McLeod	QB	Sacramento State	2013	5
Bettiga	Mike	WR	Humboldt State	1973	80
Beverly	Ed	WR	Arizona State	1973	81
Bishop	Desmond	LB	California	2014	44
Black	Stan	DB	Mississippi State	1977	26
Blackmore	Richard	CB	Mississippi State	1983	44
Blades	Al	S	Miami (Fla.)	2001	45
Blair III	Ronald	DL	Appalachian State	2016–20	98
Blevins	Tony	S	Kansas	1998	22
Blount	Ed	QB	Washington State	1987	10
Blue	Forrest	C	Auburn	1968–74	75
BlyDre'	CB	North Carolina	2009	31	
Board	Dwaine	DE	North Carolina A&T	1979–88	76
Boatswain	Harry	T	New Haven	1991–94	65
Bogan	Dontavia	WR	South Florida	2011	9
Bolden Jr.	Victor	WR	Oregon State	2017–18	17
Boldin	Anquan	WR	Florida State	2013–15	81
Bollinger	Brian	G	North Carolina	1992–94	71, 77
Bonham	Shane	DT	Tennessee	1998–99	78
Bono	Steve	QB	UCLA	1989–93	13
Boone	Alex	G/T	Ohio State	2010–15	75
Boone	J.R.	HB	Tulsa	1952	24
Borland	Chris	LB	Wisconsin	2014	50
Bosa	Nick	DL	Ohio State	2019–*	97
Bosley	Bruce	C/G	West Virginia	1956–68	77
Bourne	Kendrick	WR	Eastern Washington	2017–20	10, 84
Bouza	Matt	WR	California	1981	81
Bowles	Todd	S	Temple	1991	22
Bowman	NaVorro	LB	Penn State	2010–17	53
Boyd	Elmo	WR	Eastern Kentucky	1978	84
Boyd	Greg	DE	San Diego State	1984	98

Last	First	Position	College	Years	Jersey #
Boyett	Lon	TE	Cal State Northridge	1978	82
Boykin	Greg	FB	Northwestern	1978	33
Bradford	Carl	LB	Arizona State	2016	45
Bradley	Ed	LB	Wake Forest	1977–78	54
Bragonier	Dennis	S	Stanford	1974	27
Brandes	John	TE	Cameron	1993	85
Brandon	Michael	DE	Florida	1995–96	78
Bregel	Jeff	G	USC	1987–89	65
Breida	Matt	RB	Georgia Southern	2017–19	22
Brendel	Jake	OL	UCLA	2020–*	64
Brien	Doug	K	California	1994–95	4
Briggs	Diyral	LB	Bowling Green	2009, '10	50
Bristor	John	S	Waynesburg	1979	29
Britt	Charlie	HB	Georgia	1964	16
Brock	Clyde	T	Utah State	1963	75
Brock	Tramaine	CB	Belhaven	2010–16	26
Brockhaus	Jeff	K	Missouri	1987	5
Brodie	John	QB	Stanford	1957–73	12
Brohm	Jeff	QB	Louisville	1996–97	11
Bronson	Zack	S	McNeese State	1997–03	31
Brooks	Ahmad	LB	Virginia	2008–16	55
Brooks	Chet	DB	Texas A&M	1988–90	31
Brown	Anthony	CB	Purdue	2023	22
Brown	Dennis	DE	Washington	1990–96	96
Brown	Gary	T	Georgia Tech	1998	61
Brown	Hardy	LB	Tulsa	1951–55	33, 73
Brown	Jamie	T	Florida A&M	1998	72
Brown	Ji' Ayir	S	Penn State	2023–*	27
Brown	Pete	C	Georgia Tech	1953–54	56
Brown	Ray	RB	South Carolina	1987	22
Brown	Ray	G	Arkansas State	1996–01	65
Brown	Tarell	CB	Texas	2007–13	25
Brown	Tony	DT	Memphis	2004–05	92
Brown	Trent	OL	Florida	2015–17	77
Browner	Keith	LB	USC	1987	59
Bruce	Arland	WR/KR	Minnesota	2003	19
Bruce	Gail	E	Washington	1948–51	54, 88
Bruce	Isaac	WR	Memphis	2008–09	88
Bruer	Bob	TE	Mankato State	1979–80	82
Brumfield	Jackson	E	Southern Mississippi	1954	80, 86
Brunej	Fred	HB	Ohio State	1953, 1956	45
Brunskill	Daniel	OL	San Diego State	2019–22	60
Bryant	Antonio	WR	Pittsburgh	2006	81
Bryant	Austin	DL	Clemson	2023–*	40, 56
Bryant	Bob	T	Texas Tech	1946–49	42
Bryant	Junior	DT	Notre Dame	1995–02	90
Buckey	Jeff	T	Stanford	1999	71
Buckley	Curtis	S	East Texas State	1996–98	28
Buckner	Brentson	DT	Clemson	1998–00	99
Buckner	DeForest	DL	Oregon	2016–19	99
Bull	Scott	QB	Arkansas	1976–78	19
Bungarda	Ken	T	Missouri	1980	64, 72
Bunz	Dan	LB	Long Beach State	1978–84	57
Burbridge	Aaron	WR	Michigan State	2016–18	13
Burford	Spencer	OL	Texas–San Antonio	2022–*	74
Burke	Don	LB	USC	1950–54	32, 38, 66, 68, 73
Burke	Vern	E	Oregon State	1965	84
Burks	Oren	LB	Vanderbilt	2022–23	48
Burns	Mike	DB	USC	1977	28
Burt	Jim	NT	Miami (Fla.)	1989–91	64
Bush	Reggie	RB	USC	2015	23
Bush	Steve	TE	Arizona State	2004–05	44
Butler	John	S	Principia	1987	26
Byham	Nate	TE	Pittsburgh	2010–11	82

C

Cadet	Travaris	RB	Appalachian State	2015	32
Caldwell	Mike	WR	California	1995–96	13, 17, 81
Caldwell	Ravin	LB	Arkansas	1993 (P)	54
Calhoun	Mike	DT	Notre Dame	1980	60
Caliguire	Dean	C	Pittsburgh	1991	64
Calvelli	Tony	C	Stanford	1949	31
Campbell	Carter	LB	Weber State	1970	51
Campbell	Marion	T	Georgia	1954–55	76

Last	First	Position	College	Years	Jersey #
Campora	Don	T	Pacific	1950, 1952	41, 76
Canley	Sheldon	RB	San Jose State	1991–92	20
Cannon	Trenton	RB	Virginia State	2021	49
Carapella	Al	T	Miami (Fla.)	1951–55	45, 75
Carmazzi	Giovanni	QB	Hofstra	2000–01	19
Carolan	Brett	TE	Washington State	1994–95	86
Carpenter	Dwaine	S	North Carolina A&T	2003–05	35
Carpenter	John	T	Michigan	1949	40
Carr	David	QB	Fresno State	2010	5
Carr	Earl	RB	Florida	1978	31
Carr	Eddie	HB	Olney High (Pa.)	1947–49	85
Carr	Paul	LB	Houston	1955–58	57
Carradine	Tank	DT	Florida State	2013–17	95
Carrier	Derek	TE	Beloit	2013–14	46
Carswell	Brandon	WR	USC	2013	84
Carter	Andre	DE	California	2001–05	96
Carter	Dexter	RB	Florida State	1990–94, 95–96	35
Carter	Michael	NT	SMU	1984–92	95
Casanega	Ken	HB	Santa Clara	1946, 1948	83
Casey	Bernie	E	Bowling Green	1961–66	30
Cason	Jim	DB	LSU	1948–52, '54	43, 93
Cassara	Frank	FB	St. Mary's	1954	32
Cathcart	Sam	HB	Santa Barbara State	1949–50, '52	28, 83, 86
Cathcart	Royal	HB	Santa Barbara State	1950	94
Cavanaugh	Matt	QB	Pittsburgh	1983–85	6
Celek	Garrett	TE	Michigan State	2012–19	81, 88
Ceresino	Gordy	LB	Stanford	1979	58
Cerne	Joe	C	Northwestern	1965–67	56
Chandler	Jeff	K	Florida	2002–03	3
Chandler	Wes	WR	Florida	1988	81
Chapple	Jack	LB	Stanford	1965	58
Cherry	Tony	RB	Oregon	1986–87	23
Childs	Jason	T	North Dakota	1993	76
Choma	John	G/C	Virginia	1981–83	60, 78
Churchman	Ricky	S	Texas	1980–81	33
Clark	Bryan	QB	Michigan State	1982–83	15
Clark	Don	G	USC	1948–49	31
Clark	Dwight	WR	Clemson	1979–87	87
Clark	Greg	TE	Stanford	1997–01	85
Clark	Mario	CB	Oregon	1984	29
Clark	Mike	DE	Florida	1982	90
Clark	Monte	T	USC	1959–61	63
Claybrooks	DeVone	DT	East Carolina	2003	93
Clayton	Thomas	RB	Kansas State	2008–09	33
Clement	Anthony	T	Louisiana–Lafayette	2005	67
Clements	Nate	CB	Ohio State	2007–10	22
Cleveland	Asante	TE	Miami (Fla.)	2014	45
Cline	Tony	DE	Miami (Fla.)	1976–77	82
Cline	Tony	TE	Stanford	1999	84
Cloherty	Colin	TE	Brown	20010	83
Cochran	Mark	T	Baylor	1987	66, 76
Coffee	Glen	RB	Alabama	2009	29
Cofer	Mike	K	North Carolina State	1988–93	6
Cohen	Joe	DT	Florida	2007	67
Colbert	Adrian	DB	Miami (Fla.)	2017–18	27, 38
Colchico	Dan	E	San Jose State	1960–67	86
Cole	Matt	WR	McKendree	2020	17
Coleman	Shon	T	Auburn	2018–20	78
Coleman	Tevin	RB	Indiana	2019–20, 2022	26, 28
Collett	Elmer	G	San Francisco State	1967–72	66
Collie	Bruce	T/G	Texas–Arlington	1985–89, '92	69
Collier	Floyd	T	San Jose State	1948	48
Collier	Tim	CB	East Texas State	1982–84	47
Collins	Glen	DE	Mississippi State	1987	79
Collins	Greg	LB	Notre Dame	1975	55
Collins	Ray	T	LSU	1950–52	43, 72
Comeaux	Darren	LB	Arizona State	1987	56, 59
Compton	Tom	OL	South Dakota	2020–21	66
Condo	Jon	LS	Maryland	2019	59
Conklin	Cary	QB	Washington	1995	6
Conlee	Gerry	C	St. Mary's	1946–47	22
Conley	Chris	WR	Georgia	2023–*	84
Connell	Mike	P	Cincinnati	1978	10
Conner	Clyde	E	Pacific	1956–63	86, 88
Connolly	Ted	G	Santa Clara–Tulsa	1954, 56–62	64, 65

Last	First	Position	College	Years	Jersey #
Conway	Curtis	WR	USC	2004	89
Cook	Chris	CB	Virginia	2014	22
Cook	Toi	DB	Stanford	1994	41
Cooke	Bill	DE	UMass (Amherst)	1976	76
Cooper	Adrian	TE	Oklahoma	1996	49
Cooper	Bill	FB	Muskingum	1961–64	34, 35
Cooper	Chris	DT	Nebraska–Omaha	2004–05	93
Cooper	Deke	S	Notre Dame	2006	35
Cooper	Earl	FB/TE	Rice	1980–85	49, 89
Cooper	George	LB	Michigan State	1987	52
Cooper	Josh	DE	Mississippi	2004–05	76
Cooper	Xavier	DL	Washington State	2017	96
Cordileone	Lou	G–LB	Clemson	1961	74
Cornelius	Charles	DB	Bethune–Cookman	1979–80	28
Cortez	Jose	K	Oregon State	2001–02, '05	1, 6
Costa	Dave	T/G	Wisconsin	2001	76
Costanzo	Blake	LB	Lafayette	2011	51
Courtney	Matt	S	Idaho State	1987	45
Cousineau	Tom	LB	Ohio State	1986–87	57, 59
Cowlings	Al	DE	USC	1979	79
Cox	Greg	S	San Jose State	1988, 90–91	38
Cox	James	G	Stanford	1948	32
Cox	Perrish	CB	Oklahoma State	2012–14	20
Coyle	Brock	LB	Montana	2017–18	50
Crabtree	Michael	WR	Texas Tech	2009–14	15
Craig	Roger	RB	Nebraska	1983–90	33
Crawford	Derrick	WR	Memphis State	1986	83
Cracraft	River	WR	Washington State	2020–21	86, 13
Crecion	Gabe	TE	UCLA	2004	47
Cribbs	Joe	RB	Auburn	1986–87	28
Crist	Chuck	DB	Penn State	1978	24
Cromartie	Marcus	CB	Wisconsin	2014–16	47, 20
Cross	Bob	T	Kilgore J.C.	1956–57	78
Cross	Randy	G/C	UCLA	1976–88	51, 62
Crow	John David	HB	Texas A&M	1965–68	44
Crowe	Paul	HB	St. Mary's	1948	92
Crowell	Otis	T	Hardin–Simmons	1947	45
Cullity	Dave	T	Utah	1989	68
Culliver	Chris	CB	South Carolina	2011–14	29
Cundiff	Billy	K	Drake	2012	6
Cunningham	Doug	RB	Mississippi	1967–73	42
Cunningham	Jermaine	LB	Florida	2013	50
Curtis	Kevin	S	Texas Tech	2002	30
Cyprien	Johnathan	S	Florida International	2020	32

D					
Daft	Kevin	QB	UC Davis	2001	17
Dahl	Craig	S	North Dakota State	2013–14	43
Dahl	Harvey	T	Nevada	2005–06	76
Dahms	Tom	T	San Diego State	1957	70
Dalman	Chris	C/G	Stanford	1993–00	50, 67
Daniels	B.J.	QB	South Florida	2013	5
Daniels	Darrion	DL	Nebraska	2020	65
Daniels	Clem	RB	Prairie View	1968	33, 34
Darnold	Sam	QB	Southern California	2023	14
Daughterly	Bob	HB	Tulsa	1966–67	29
Davis	Anthony	T	Rutgers	2010–14, 2016	76
Davis	Chris	CB	Auburn	2015–16	43
Davis	Eric	DB	Jacksonville State	1990–95	25
Davis	Jesse	OL	Idaho	2023	66
Davis	Jerome	T/DE	Minnesota	2002–04	75, 76, 92
Davis	Johnny	FB	Alabama	1981	38
Davis	Kalia	DL	Central Florida	2022–*	93
Davis	Kyle	C	Oklahoma	1978	64
Davis	Leonard	G	Texas	2012	68
Davis	Mike	RB	South Carolina	2015–16	22
Davis	Nate	QB	Ball State	2009	7
Davis	Sammy	CB	Texas A&M	2006	31
Davis	Tommy	K	LSU	1959–69	36
Davis	Vernon	TE	Maryland	2006–15	85
Davis–Price	Tyrion	RB	LSU	2022–23	32
Dawson	Phil	K	Texas	2013–16	9
Day	Sheldon	DL	Notre Dame	2017–19	96
Dayes	Matthew	RB	North Carolina State	2018	43
Dean	Floyd	LB	Florida	1963–64	50, 57, 82

Last	First	Position	College	Years	Jersey #
Dean	Fred	DE	Louisiana Tech	1981–85	74
Dean	Kevin	LB	Texas Christian	1987	57
DeBerg	Steve	QB	San Jose State	1977–80	17
Debniak	Alex	FB	Stanford	2013	44
Deese	Derrick	G/T	USC	1992–03	63
Delaire	Ryan	DL	Towson	2018	92
DeLong	Keith	LB	Tennessee	1989–93	59
Dennard	Darqueze	CB	Michigan State	2021	43
Dent	Richard	DE	Tennessee State	1994	95
Dercher	Dan	T	Kansas	1999–00	79
DeSimone	Rick	TE	Cal State Northridge	1978	87
Detmer	Ty	QB	BYU	1998	11
Devey	Jordan	OL	Memphis	2015	65
Dial	Quinton	DT	Alabama	2013–16	71
Dilfer	Trent	QB	Fresno State	2006–07	12
Dixon	Al	TE	Iowa State	1984	84
Dixon	Anthony	RB	Mississippi State	2010–13	24
Dobbs	Demarcus	TE/DT	Georgia	2011–14	96, 83
Dodge	Dedrick	S	Florida State	1994–96	33
Doleman	Chris	DE	Pittsburgh	1996–98	56
Doman	Brandon	QB	BYU	2002, 04	11
Domres	Marty	QB	Columbia	1976	14, 16
Donahue	Mitch	LB	Wyoming	1991–92	54
Donnelly	George	DB	Illinois	1965–67	20
Donohue	Leon	T	San Jose State	1962–64	72
Dorsey	Glenn	DL	LSU	2013–16	90
Dorsey	Ken	QB	Miami (Fla.)	2003–05	7
Douglas	Marques	DE	Howard	2005–07	94
Douzable	Leger	DL	UCLA	2017	92
Dove	Eddie	DB	Colorado	1959–63	44
Dow	Harley	G	San Jose State	1950	40
Dowdle	Mike	LB	Texas	1963–66	53
Downing	Walt	C/G	Michigan	1978–83	62
Downs	Bob	G	USC	1951	32
Draft	Chris	LB	Stanford	1999	57
Drake	Joe	NT	Arizona	1987	61
Drakeford	Tyronne	DB	Virginia Tech	1994–97, 2001	22, 33
Draughn	Shaun	RB	North Carolina	2015–16	24
Dray	Jim	TE	Stanford	2016	49
Dressel	Chris	TE	Stanford	1987, 92	47, 88
Druckenmiller	Jim	QB	Virginia Tech	1997–98	14
DuBose	Doug	RB	Nebraska	1987–88	25
Duckett	Damane	DT, T	East Carolina	2006–08	63, 95
Dugan	Fred	E	Dayton	1958–59	87
Dumervil	Elvis	LB	Louisville	2017	58
Duncan	Maurly	QB	San Francisco State	1954–55	12
Dungy	Tony	DB	Minnesota	1979	27
Dupree	Terrence	TE	Duke	2000	84
Durdan	Don	HB	Oregon State	1946–47	93
Durham	Darius	WR	San Diego State	1983	84
Durette	Michael	G	West Virginia	1986–87	64
Dwelle	Ross	TE	San Diego	2018–23	82
Dwumfour	Michael	DL	Rutgers	2022	50

E					
Easley	Walt	FB	West Virginia	1981–82	31
Easton	Nick	C	Harvard	2015	69
Ebukam	Samson	DL	Eastern Washington	2021–22	56
Edwards	Braylon	WR	Michigan	2011	17
Edwards	Chris	S	Idaho	2020	38
Edwards	Earl	DT	Wichita State	1969–72	74
Edwards	Marc	RB	Notre Dame	1997–98	44
Elam	Cleveland	DE	Tennessee State	1975–78	72
Elam	Shane	LB	Mississippi	2001	59
Elia	Bruce	LB	Ohio State	1976–78	51, 55
Ellington	Bruce	WR	South Carolina	2014–16	10
Elliott	Charles	T	Oregon	1948	46
Elliott	Lenvil	RB	N.E. Missouri State	1979–81	35
Ellison	Atiyah	DE/DT	Missouri	2007	78
Ellison	Riki	LB	USC	1983–89	50, 69
Elston	Art	C	South Carolina	1946–48	21, 36
Emanuel	Ben	S	UCLA	2005	38
Enderle	Dick	G	Minnesota	1976	63
Endriss	Al	E	San Francisco State	1952	85
Engelberger	John	DE	Virginia Tech	2000–04	95

Last	First	Position	College	Years	Jersey #
Ervins	Ricky	RB	USC	1995	32
Eshmont	Len	HB	Fordham	1946–49	81
Estes	Patrick	T	Virginia	2005–07	78, 88
Etcheverry	Sam	QB	Denver	1963	14
Etienne	LeRoy	LB	Nebraska	1990	50
Evans	Demetric	DT	Georgia	2009–10	93
Evans	Ray	G	Texas Western	1949–50	38, 46
Evansen	Paul	G	Oregon State	1948	36
Exum Jr.	Antone	DB	Virginia Tech	2017–19	38, 40

F					
Fagan	Kevin	DE	Miami (Fla.)	1987–93	75
Fahnhorst	Jim	LB	Minnesota	1984–90	55
Fahnhorst	Keith	T	Minnesota	1974–87	71, 89
Fann	Chad	TE	Florida A&M	1997–99	86
Farrell	Dillon	G/C	New Mexico	2014	56
Faryniarz	Brett	LB	San Diego State	1993	57
Faylor	John	S	Santa Clara	1987	19, 47
Feher	Nick	G	Georgia	1951–54	37, 67
Feliciano	Jon	OL	Miami	2023–*	55
Ferrari	Ron	LB	Illinois	1982–86	54
Ferrell	Bob	RB	UCLA	1976–80	38
Ferrell	Clelin	DL	Clemson	2023	94
Fields	Ronald	DT	Mississippi State	2005–08	93, 95
Fiore	Dave	T	Hofstra	1996, 98–02	72, 74
Fisk	Bill	E	USC	1946–47	56
Flagler	Terrence	RB	Clemson	1987–89	32
Flanigan	Jim	DT	Notre Dame	2002	75
Flannigan–Fowles	Demetrius	LB	Arizona	2020–*	45
Fleck	P.J.	WR	Northern Illinois	2004–05	10
Fleming	Darius	LB	Notre Dame	2012–13	58
Flores	Mike	DE	Louisville	1995	92
Floyd	William	FB	Florida State	1994–97	40
Flynn	JP	OL	Montana State	2018	60
Fonoti	Fouimalo	G	Michigan State	2014	62
Ford	Dee	DL	Auburn	2019–21	55
Foreman	Jay	LB	Nebraska	2006	51
Forrest	Ed	C	Santa Clara	1946–47	24, 34
Foster	DeShaun	RB	UCLA	2008	29
Foster	Reuben	LB	Alabama	2017–18	56
Foster	Roy	G	USC	1991–93	67
Fountaine	Jamal	DE	Washington	1995	52, 56
Franceschi	Pete	HB	San Francisco	1946	82
Francis	Phil	RB	Stanford	1979–80	48
Francis	Russ	TE	Oregon	1982–87	81
Frank	John	TE	Ohio State	1984–88	86
Franklin	Aubrayo	DT	Tennessee	2007–10	92
Franz	Tracy	G	San Jose State	1987	63
Freitas	Jesse	QB	Santa Clara	1946	62
Fuller	Cameron	CB	New Mexico State	2014	40
Fuller	Jeff	S/LB	Texas A&M	1984–89	49
Fuller	John	DB	Lamar Tech	1968–72	23, 30
Fusco	Brandon	OL	Slippery Rock	2017	63

G					
Gabbert	Blaine	QB	Missouri	2014–16	2
Gagliano	Bob	QB	Utah State	1986–87	11
Gaiters	Bob	HB	New Mexico State	1962–63	35
Galiffa	Arnie	QB	Army	1954	16
Galigher	Ed	DT	UCLA	1977–79	75
Garcia	Jeff	QB	San Jose State	1999–03	5
Garçon	Pierre	WR	Mount Union	2017–18	15
Gardner	Andrew	OL	Georgia Tech	2016	62
Garland	Ben	OL	Air Force	2019–20	63
Garlin	Don	HB	USC	1949–50	88
Garner	Charlie	RB	Tennessee	1999–00	25
Garnett	Joshua	G	Stanford	2016–18	65
Garnett	Scott	NT	Washington	1985	92
Garoppolo	Jimmy	QB	Eastern Illinois	2017–22	10
Garrett	Len	TE	New Mexico Highlands	1975	82
Garvin	Terence	LB	West Virginia	2018	57
Gash	Thane	S	East Tennessee State	1992	31
Gaskins	Kendall	RB	Richmond	2015	30
Gavric	Momcilo	K	Belgrade	1969	17

Last	First	Position	College	Years	Jersey #
Gehrke	Fred	HB	Utah	1950	81
Gervais	Rick	S	Stanford	1981–83	24
Gibson	Thaddeus	LB	Ohio State	2010	59
Gilbert	Jimmie	LB	Colorado	2017	47
Gilbert	Lewis	TE	Florida	1980	82
Gilliam	Garry	OL	Penn State	2017–18	76
Gilmore	Bryan	WR	Midwestern State	2006–07	81, 84
Ginn Jr.	Ted	WR	Ohio State	2010–12	19
Gipson Sr.	Tashaun	S	Wyoming	2022–23	31
Givens	Kevin	DL	Penn State	2019–*	90
Givens	Reggie	LB	Penn State	1998–99	59
Gladney	Tony	WR	UNLV	1987	17, 86
Glover	Clyde	DE	Fresno State	1987	93
Goad	Paul	FB	Abilene Christian	1956	36
Gogan	Kevin	G	Washington	1997–98	66
Goldson	Dashon	S	Washington	2007–12	38
Gonsoulin	Austin	DB	Baylor	1967	35
Gonzaga	John	T	Mt. Diablo High (Calif.)	1956–59	76
Gooden	Tavares	LB	Miami	2011–12	56
Goodspeed	Dan	T/G	Kent State	2001	72
Goodwin	Jonathan	C	Michigan	2011–13	59
Goodwin	Marquise	WR	Texas	2017–19	11
Gordon	Steve	C	California	1998	59, 64
Gore	Frank	RB	Miami (Fla.)	2005–14	21
Goss	Antonio	LB	North Carolina	1989, 91–95	98
Gossett	Bruce	K	Richmond	1970–74	30
Gould	Robbie	K	Penn State	2017–22	9
Gragg	Scott	T	Montana	2000–04	78
Graham	Jalen	LB	Purdue	2023–*	50
Grant	Alan	CB	Stanford	1992	24, 26
Grant	Larry	LB	Ohio State	2011–12	54
Grasu	Hroniss	OL	Oregon	2020	50
Gray	Danny	WR	Southern Methodist	2022–*	6
Gray	Tim	DB	Texas A&M	1979	30
Grbac	Elvis	QB	Michigan	1993–96	18
Green	Jacob	DE	Texas A&M	1992	76
Green	Roderick	DE/LB	Central Missouri St.	2006–08	54
Greene	Kevin	LB	Auburn	1997	91
Greenlaw	Dre	LB	Arkansas	2019–*	57
Greenlee	Fritz	LB	Arizona	1969	59
Greer	Terry	WR	Alabama State	1987–89	29, 82, 83
Gregory	Garland	G	Louisiana Tech	1946–47	32
Gregory	Randy	DL/LB	Nebraska	2023	5
Grgich	Visco	G	Santa Clara	1946–52	34, 38, 47, 64
Griffin	Don	CB	Middle Tennessee St.	1986–93	29
Gutierrez	Brock	C	Central Michigan	2003–04	52

H					
Hadley	Ron	LB	Washington	1987–88	54
Haggans	Clark	LB	Colorado State	2012	51
Haley	Charles	LB	James Madison	1986–91, 98–99	94, 95
Hall	Chad	WR	Air Force	2012	14
Hall	Dana	S	Washington	1992–94	28
Hall	Darryl	S	Washington	1995	43
Hall	Forrest	HB	San Francisco	1948	88
Hall	Leon	CB	Michigan	2017	20
Hall	Parker	HB	Mississippi	1946	64, 84
Hall	Rhett	DT	California	1994	91
Hall	Travis	DE	BYU	2005	92
Hall	Windlan	DB	S. Arizona State	1972–75	43
Hamm	Je'ron	TE	Louisiana–Monroe	2015–16	85
Hampton	Jewel	RB	Southern Illinois	2012	33
Hamilton	Derrick	WR	Clemson	2004–05	88
Hance	Blake	OL	Northwestern	2022	61
Handley	Dick	C	Fresno State	1947	26
Hanks	Merton	CB	Iowa	1991–98	36
Hannon	Chris	WR	Tennessee	2008	15
Hanshaw	Tim	G	BYU	1995–98	77
Hanson	Joselio	DB	Texas Tech	2004–05	27
Hantla	Bob	G	Kansas	1954–55	69
Haralson	Parys	LB	Tennessee	2006–12	98
Hardman	Cedrick	DE	North Texas State	1970–79	86
Hardy	Adrian	CB	Northwestern State	1993–94	45
Hardy	Andre	FB	St. Mary's	1987	47

Last	First	Position	College	Years	Jersey #
Hardy	Carroll	HB	Colorado	1955	27
Hardy	Edgar	G	Jackson State	1973	63
Hardy	Kevin	DT	Notre Dame	1968	68, 86
Hargrave	Javon	DL	South Carolina State	2023-*	98
Harkey	Lem	HB	Emporia State	1955	32
Harmon	Derrick	RB/KR	Cornell	1984-86	24
Harold	Eli	LB	Virginia	2015-17	57, 58
Harper	Chris	WR	California	2016	14
Harper	Chris	WR	Kansas State	2013	13
Harper	Willie	LB	Nebraska	1973-83	59
Harris	Davontae	CB	Illinois State	2021	30
Harris	DuJuan	RB	Troy	2015-16	32
Harris	Erik	S	California (PA)	2023-*	35
Harris	Joe	LB	Georgia Tech	1978	50
Harris	Kwame	T	Stanford	2003-07	77
Harris	Mark	WR	Stanford	1996-99	19, 88
Harris	Marcell	S/LB	Florida	2018-21	36
Harris	Marques	LB	Southern Utah	2009	54
Harris	Tim	LB	Memphis State	1991-92, 94-95	92, 99
Harris Jr.	Tim	CB	Virginia	2019-20	35
Harris	Tony	WR	Toledo	1971	20
Harris	Walt	CB	Mississippi State	2006-09	27
Harrison	Bob	LB	Oklahoma	1959-61, 65-67	54
Harrison	Dennis	DE	Vanderbilt	1986	96
Harrison	Kenny	WR	SMU	1976-78	83
Harrison	Martin	LB	Washington	1990-93	56, 57
Hart	Jeff	T	Oregon State	1975	68
Hart	Taylor	DT	Oregon	2016	96
Hart	Tommy	DE	Morris Brown	1968-77	53
Harty	John	DT	Iowa	1981-83, 85-86	75
Hastings	Joe	WR	Baylor	2020	38
Hasty	JaMycal	RB	Baylor	2020-21	23
Hauck	Tim	S	Montana	2002	45
Hawkins	Taylor	S	San Diego State	2023-*	41
Hawthorne	Duane	CB	Northern Illinois	2002	43
Hayes	Bob	WR	Florida A&M	1975	22
Hayne	Jarryd	RB	No College	2015	38
Hays	Harold	LB	Southern Mississippi	1968-69	54
Hazeltine	Matt	LB	California	1955-68	55
Heard	Ronnie	S	Mississippi	2000-04	38
Hearst	Garrison	RB	Georgia	1997-03	20
Heitmann	Eric	C/G	Stanford	2002-10	66
Heller	Ron	TE	Oregon State	1987-88	89
Helm	Daniel	TE	Duke	2019-20	43, 88
Helton	Barry	P	Colorado	1988-90	9
Henderson	Keith	FB	Georgia	1989-92	30
Henderson	Thomas	LB	Langston	1980	50
Hendrickson	Steve	LB	California	1989	56
Henke	Ed	E	USC	1951-52, 56-60	47, 75, 89
Henley	Thomas	WR	Stanford	1987	84
Henry Jr.	Willie	DL	Michigan	2020	77
Herchman	Bill	T	Texas Tech	1956-59	72
Hetherington	Chris	FB	Yale	2005-06	41, 44
Hettema	Dave	T	New Mexico	1967	62, 65
Hicks	Dwight	S	Michigan	1979-85	22
Hicks	Maurice	RB	North Carolina A&T	2004-07	43
Hikutini	Cole	TE	Louisville	2017	83
Hill	Jason	WR	Washington State	2007-10	89
Hill	Brian	RB	Wyoming	2021	35
Hill	John	C	Lehigh	1985	52
Hill	Shaun	QB	Maryland	2006-09	13
Hilton	Scott	LB	Salem College	1979-80	55
Hindman	Stan	DE	Mississippi	1966-71, 73-74	74, 80
Hoage	Terry	S	Georgia	1993	41
Hobbs	Dick	G	Georgia	1949-50	37
Hobgood-Chittick	Nate	DT	North Carolina	2000	76
Hodges	Gerald	LB	Penn State	2015-16	51
Hofer	Paul	RB	Mississippi	1976-81	36, 41
Hoffman	Gary	T	Santa Clara	1987	78
Hogan	Mike	FB	Tenn.-Chattanooga	1979	45
Hogland	Doug	G	Oregon State	1953-55	64
Holba	Colin	LS	Louisville	2018-19	40
Holcomb	Curtis	CB	Florida A&M	2011	41
Holladay	Bob	HB	Tulsa	1956-57	27, 40
Hollas	Hugo	DB	Rice	1974	47

Last	First	Position	College	Years	Jersey #
Holliday	Trindon	WR	LSU	2014	19
Holloway	Menson	DE	UTEP	2001	71, 99
Holman	Rashad	CB	Louisville	2001-03	26
Holmes	Mike	DB	Texas Southern	1974-75	20
Holmoe	Tom	S	Brigham Young	1983-89	28, 46
Holt	Pierce	DE	Angelo State	1988-92	78, 98
Holzer	Tom	DE	Louisville	1967	87
Hopson	Tyrone	G	Eastern Kentucky	1999-00	66
Horn	Bob	LB	Oregon State	1982-83	55
Horne	Dick	E	Oregon	1947	51
Hoskins	Bob	DT	Wichita State	1970-75	56
Howard	Eddie	P	Idaho	1998	2
Howell	Clarence	E	Texas A&M	1948	56
Hoyer	Brian	QB	Michigan State	2017	2
Hudson	Marcus	S	North Carolina St.	2006-09	23
Hudson	Tanner	TE	Southern Arkansas	2021	84
Hufanga	Talanoa	S	Southern California	2021-*	29
Huff	Gary	QB	Florida State	1980	19
Huff	Marty	LB	Michigan	1972	54
Hughes	Ernie	G	Notre Dame	1978, '80	65, 66
Hull	Tom	LB	Penn State	1974	54
Hunt	Charlie	LB	Florida State	1973	61
Hunter	Kendall	RB	Oklahoma State	2011-15	32
Hurd	Jalen	WR	Baylor	2019-20	14, 17
Hurst	Maurice	DL	Michigan	2021-22	96
Hyde	Carlos	RB	Ohio State	2014-17	28
Hyder Jr.	Kerry	DL	Texas Tech	2020, 2022-23	92

I					
Ifeanyi	Israel	DE/LB	USC	1996	59, 95
Igwebuike	Godwin	DB	Northwestern	2018	35
Isenbarger	John	RB	Indiana	1970-73	17
Isom	Jasen	FB	Western Illinois	2003-04	41
Israel	Steve	CB	Pittsburgh	1995-96	31
Iupati	Mike	G	Idaho	2010-14	77
Iworah	Prince Charles	CB	Western Kentucky	2016-17	30

J					
Jackson	Asa	CB	Cal Poly	2017	30
Jackson	Darrell	WR	Florida	2007	82
Jackson	Drake	DL	Southern California	2022-*	95
Jackson	Jim	HB	Western Illinois	1966-67	38
Jackson	Johnnie	S	Houston	1989-92	40
Jackson	Randy	RB	Wichita State	1973	33
Jackson	Rickey	DE/LB	Pittsburgh	1994-95	57
Jackson	Terry	RB	Florida	1999-05	22
Jackson	Wilbur	RB	Alabama	1974-79	40
Jacobs	Brandon	RB	Southern Illinois	2012	45
Jacobs	Chuck	WR	Utah State	2014	17
Jacobs	Taylor	WR	Florida	2006-07	88
James	Chancellor	S	Boise State	2017	43
James	LaMichael	RB	Oregon	2012-14	23
James	Richie	WR	Middle Tennessee State	2018-21	13
James	William	CB	Western Illinois	2010	31
Jean-Charles	Shemar	CB	Appalachian State	2023	38
Jean Francois	Ricky	DT	LSU	2009-12	95
Jefferson	Tony	S	Oklahoma	2021	35
Jenkins	A.J.	WR	Illinois	2012	17
Jenkins	Janoris	CB	North Alabama	2022	22
Jennings	Brian	TE/LS	Arizona State	2000-12	86
Jennings	Jauan	WR	Tennessee	2021-*	15
Jennings	Jonas	T	Georgia	2005-08	75
Jennings	Rick	WR	Maryland	1977	33
Jerod-Eddie	Tony	DT	Texas A&M	2012-16	63
Jerome	Lorenzo	DB	Saint Francis (PA)	2017	26
Jervy	Travis	RB	Citadel	1999-00	32
Jessup	Bill	E	USC	1951-52, 54-58	55, 85
Joelson	Greg	DE	Arizona State	1991	93
Johnson III	BJ	WR	Georgia Southern	2017	83
Johnson	Bill	C	Tyler J.C.	1948-56	23, 53
Johnson	Bryant	WR	Penn State	2008	82
Johnson	Cam	LB	Virginia	2012	50
Johnson	Charles	DB	Grambling	1979-80	44
Johnson	Charlie	DT	Louisville	1966-67	72

Last	First	Position	College	Years	Jersey #
Johnson	Dennis	DE	Kentucky	2004	71
Johnson	Derrick	CB	Washington	2005	23
Johnson	Dontae	CB	North Carolina State	2014–17, 19–22	27, 35, 36, 38, 48
Johnson	Eric	TE	Yale	2001–06	82
Johnson	Eric	S	Washington State	1979	24
Johnson	Garrett	DT	Illinois	2002	90
Johnson	Gary	DT	Grambling	1984–85	97
Johnson	James	LB	San Diego State	1987	56
Johnson	John	LB	Clemson	1991–93	55
Johnson	John Henry	HB	Arizona State	1954–56	35
Johnson	Jimmy	CB	UCLA	1961–76	37
Johnson	Josh	QB	San Diego	2014, 2022	1, 17
Johnson	Kermit	RB	UCLA	1975–76	47
Johnson	Kerryon	RB	Auburn	2021	48
Johnson	Leo	WR	Tennessee State	1969–70	81
Johnson	Rudy	HB	Nebraska	1964–65	32
Johnson	Sammy	RB	North Carolina	1974–76	48
Johnson	Stevie	WR	Kentucky	2014	13
Johnson	Walter	DE	Tuskegee	1967	58
Jones	Arrington	FB	Winston–Salem	1981	40
Jones	Brandon	WR	Oklahoma	2009	81
Jones	Brent	TE	Santa Clara	1987–97	84, 88
Jones	Chris	DT	Bowling Green	2016–17	93
Jones	Colin	S	TCU	2011	43
Jones	D.J.	DL	Mississippi	2017–21	93
Jones	Datone	DL	UCLA	2017	96
Jones	Don	DB	Arkansas State	2017	20, 36
Jones	Larry	WR	N.E. Missouri State	1978	21, 87
Jones	Terry	TE	Alabama	2005	49
Jordan	Darin	LB	Northeastern	1991–94	90
Jordan	Dion	DL	Oregon	2020	96
Jordan	James	WR	Louisiana Tech	2002–05	18, 46
Jorden	Tim	TE	Indiana	1995	48
Joseph	Alex	LB	Temple	2010	58
Joseph–Day	Sebastian	DL	Rutgers	2023	69
Judie	Ed	LB	Northern Arizona	1982–83	50
Jury	Bob	S	Pittsburgh	1978	26
Juszczik	Kyle	FB	Harvard	2017–*	44

K					
Kaepernick	Colin	QB	Nevada	2011–16	7
Kammerer	Carlton	LB	Pacific	1961–62	66
Katnik	Norm	C	USC	2005	63
Keasey	Zak	FB	Princeton	2007–08	45
Keeble	Jerry	LB	Minnesota	1987	98
Keever	Carl	LB	Boise State	1987	41
Keith	John	S	Furman	2000–03	28
Kelcher	Louie	NT	SMU	1984	94
Kelly	Gorden	LB	Georgia	1960–61	83
Kelly	Todd	DE	Tennessee	1993–94	58
Kelm	Larry	LB	Texas A&M	1993	52
Kemp	Jeff	QB	Dartmouth	1986	9
Keneley	Matt	DT	USC	1999	75
Kennedy	Allan	T	Washington State	1981–84	66
Kennedy	Sam	LB	San Jose State	1988	57
Kenney	Charles	G	San Francisco	1947	38
Kerley	Jeremy	WR	Texas Christian	2016	17
Kerr	Zach	DL	Delaware	2021	92
Key	Arden	DL	Louisiana State	2021	98
Kilgore	Daniel	G	Appalachian State	2011–17	67
Kilgore	Jon	P	Auburn	1969	15
Killens	Terry	LB	Penn State	2001, 2002	52, 56
Killings	Cedric	DT	Carson Newman	2000	71
Kilmer	Billy	QB	UCLA	1961–62, 64–66	17
Kimbrough	Elbert	HB	Northwestern	1962–66	45
Kinlaw	Javon	DT	South Carolina	2020–23	99
Kirby	Terry	RB	Virginia	1996–98	41
Kirk	Randy	LB	San Diego State	1996–99	57, 58
Kirkpatrick	Dre	CB	Alabama	2021	13
Kirschke	Travis	DT	UCLA	2003	90
Kirtman	David	FB	USC	2008	35
Kittle	George	TE	Iowa	2017–*	85
Knafelc	Gary	E	Colorado	1963	84
Knutson	Steve	G/T	USC	1978	60

Last	First	Position	College	Years	Jersey #
Kolodziej	Ross	DT	Wisconsin	2002–03	92
Kopay	Dave	HB	Washington	1964–67	43
Korff	Mark	LB	Florida	1987	90
Kosier	Kyle	T	Arizona State	2002–04	69, 72
Kovach	Jim	LB	Kentucky	1985	57
Kraemer	Eldred	G	Pittsburgh	1955	65
Krahl	Jim	DT	Texas Tech	1980	90
Kramer	Kent	TE	Minnesota	1966	89
Kristick	Keaton	LB	Oregon State	2010	57
Kroft	Tyler	TE	Rutgers	2022	81
Krueger	Charles	DT	Texas A&M	1959–73	70
Krueger	Rolf	DE	Texas A&M	1972–74	78
Kugler	Pete	DT	Penn State	1981–83, 86–90	67, 77
Kuykendall	Fulton	LB	UCLA	1985	59
Kuzman	John	T	Fordham	1946	46
Kwalick	Ted	TE	Penn State	1969–74	82
Kyle	Jason	LB	Arizona State	2000	57
Kyles	Troy	WR	Howard	1992	85

L					
LaBounty	Matt	DE	Oregon	1992–93	93
LaBoy	Travis	LB	Hawaii	2010	54
LaFleur	Bill	P	Nebraska	2002–03	4
Lakes	Roland	DT	Wichita State	1961–70	60
Lance	Trey	QB	North Dakota State	2021–22	5
Land	Fred	T	LSU	1948	45
Land	Mel	DE	Michigan State	1980	60
Landry	Michael	DE	Southern	2003	93
Langham	Antonio	CB	Alabama	1998	43
LaRose	Dan	DE	Missouri	1965	87
Larson	Bill	TE	Colorado State	1975	85
Lash	Jim	WR	Northwestern	1976–77	87
Latimer	Al	CB	Clemson	1980	29
Lattimore	Marcus	RB	South Carolina	2013–14	38
Lauderdale	Andrew	OL	New Hampshire	2019	64
Laughlin	Bud	FB	Kansas	1955	36
Lawrence	Amos	RB	North Carolina	1981–82	20
Lawson	Manny	LB	North Carolina St.	2006–10	99
Lawson	Steve	G	Kansas	1976	61, 65
LeCount	Terry	WR	Florida	1978	80
Ledford	Dwayne	T	East Carolina	1999, 2003–04	67, 76
Ledyard	Hal	QB	Tenn.–Chattanooga	1953	12
Lee	Amp	RB	Florida State	1992–93	22
Lee	Andy	P	Pittsburgh	2004–14	4
Lee	Dwight	RB	Michigan State	1968	49
Lee	Elijah	LB	Kansas State	2017–19	47
Lee	Kevin	WR	Alabama	1996	17
Lee	Mark	CB	Washington	1991	27
Legette	Tyrone	CB	Nebraska	1998	45
Legree	Lance	DT	Notre Dame	2006	92
Lelie	Ashley	WR	Hawaii	2007	18
Lemonier	Corey	LB	Auburn	2013–15	96
Lenoir	Deomodore	DB	Oregon	2021–*	2, 38
Leonard	Anthony	DB	Virginia Union	1976–78	42
Leonard	Jim	C	Santa Clara	1985	63
Leonhardt	Brian	TE	Bemidji State	2015	46
Leopold	Bobby	LB	Notre Dame	1980–83	45, 52
Leverette	Otis	DE	Ala.–Birmingham	2004	93
Levy	Chuck	RB	Arizona	1997–98	32
Lewis	Eddie	DB	Kansas	1976–79	22
Lewis	Gary	FB	Arizona State	1964–69	22
Lewis	Jonas	RB	San Diego State	2000–01	43
Lewis	Keith	S	Oregon	2004–08	28
Lewis	Kevin	DB	Northwestern Louisiana	1990–92	45
Lewis	Michael	SS	Colorado	2007–10	32
Lewis	Michael	WR	Grace King (La.) High	2007	84
Lewis	Ron	WR	Florida State	1990–92	83
Lewis	Thad	QB	Duke	2016	9
Lilly	Kevin	NT	Tulsa	1988–89	92
Lillywhite	Verl	HB	USC	1948–51	71, 81
Lincoln	Alex	LB	Auburn	2001–02	57
Lind	Mike	FB	Notre Dame	1963–64	38
Lindstrom	Chris	DT	Boston College	1983	78
Lisbon	Don	HB	Bowling Green	1963–64	42

Last	First	Position	College	Years	Jersey #
Liter	Greg	DE	Iowa State	1987	77
Livingston	Howie	HB	Fullerton J.C.	1950	24, 94
Lloyd	Brandon	WR	Illinois	2003–05, 14	84, 85
Lockett	J.W.	RB	Central (Okla.) State	1961	35
Logan	Marc	RB	Kentucky	1992–94	43
Long	Tim	C	Memphis State	1987	68
Looney	Jim	LB	Purdue	1981	50
Looney	Joe	G	Wake Forest	2012–14	66, 78
Lopasky	Bill	G	West Virginia	1961	57
Lott	Ronnie	CB	USC	1981–90	42
Loville	Derek	RB	Oregon	1994–96	20
Loyd	Alex	E	Oklahoma State	1950	59
Luciano	Corey	OL	Washington	2023	61
Luna	Bob	HB	Alabama	1955	49
Luter Jr.	Darrell	CB	South Alabama	2023–*	28
Lyles	Lenny	HB	Louisville	1959–60	26
Lynch	Aaron	LB	South Florida	2014–17	59
Lynch	Ben	C	California	1999–02	60
Lynn	Anthony	RB	Texas Tech	1995–96	29

M

Mabin	Greg	DB	Iowa	2017–18	26, 30
MacAfee	Ken	TE	Notre Dame	1978–79	81
Macaulay	John	OL	Stanford	1984	67
Mack	Alex	C	California	2021	50
Mack	Marlon	RB	South Florida	2022	23
Mackey	Dee	TE	East Texas State	1960	87
Maderos	George	HB	Chico State	1955–56	40
Magac	Mike	G	Missouri	1960–64	62
Magnuson	Erik	OL	Michigan	2017–18	62
Maloney	Norm	E	Purdue	1948–49	59
Manley	Joe	LB	Mississippi State	1953	54
Mann	Charles	DE	Nevada	1994	71
Manningham	Mario	WR	Michigan	2012–13	82
Manuel	Sean	TE	New Mexico State	1996	86
Maragos	Chris	S	Wisconsin	2010	40
March	Justin	LB	Akron	2021	59
Marecic	Owen	FB	Stanford	2013	48
Margerum	Ken	WR	Stanford	1986–87	84
Marsh	Cassius	DL	UCLA	2017–18	54
Martin	Jonathan	T	Stanford	2014	71
Martin	Marcus	C	USC	2014–16	66
Marquardt	Luke	T	Azusa Pacific	2013	61
Marshall	Rasheed	WR	Pittsburgh	2005	89
Martin	Bob	LB	Nebraska	1979	54
Martin	Derrick	LB	San Jose State	1987	31
Martin	Jamie	QB	Weber State	2008	10
Martin	Keshawn	WR	Michigan State	2016	19
Martin	Saladin	DB	San Diego State	1981	29
Martin	Tay	WR	Oklahoma State	2022–*	86
Masini	Leonard	FB	Fresno State	1947–48	74
Mason	Jordan	RB	Georgia Tech	2022–*	24
Mason	Lindsey	T	Kansas	1982	78
Matheson	Riley	G–LB	Texas Western	1948	37
Mathews	Ned	HB	UCLA	1946–47	73, 83
Matthews	Al	S/CB	Texas A&I	1977	47
Matthews	Clay	E	Georgia Tech	1950, 53–55	46, 83
Matthews	Jordan	WR	Vanderbilt	2019–22	18, 81, 88
Matuszak	Marv	LB	Tulsa	1957–58	54
Maurer	Andy	G	Oregon	1976	61
Maxie	Brett	S	Texas Southern	1997	25
Maxwell	Jim	LB	Gardner–Webb	2005	57
Maxwell	Marcus	WR	Oregon	2005	19
Mayden	Jared	S	Alabama	2020	43
Mays	Taylor	S	USC	2010	23
McAddley	Jason	WR	Alabama	2005	15
McAlister	Ken	LB/S	San Francisco	1983	48
McBath	Darcel	S	Texas Tech	2012	28
McCaffrey	Christian	RB	Stanford	2022–*	23
McCaffrey	Ed	WR	Stanford	1994	81
McCaffrey	Max	WR	Duke	2017	1, 13, 14
McCann	Jim	P	Arizona State	1971–72	15
McCloud III	Ray–Ray	WR	Clemson	2022–23	3
McCoil	Dexter	DB	Tulsa	2017	27
McCoil	Milt	LB	Stanford	1981–87	53

Last	First	Position	College	Years	Jersey #
McCormick	Dave	T	LSU	1966	73
McCormick	Tom	HB	Pacific	1956	43
McCormick	Walt	C	USC	1948	38
McCoy	Colt	QB	Texas	2013	2
McCoy	LeRon	WR	Indiana (Pa.)	2007	19
McCoy	Mike	QB	Utah	1997	10
McCray	L.J.	S	Catawba	2014–15	31
McCray	Willie	DE	Troy State	1978	76
McCullough	George	CB	Baylor	2001	24
McDaniel	Tony	DL	Tennessee	2017	69
McDermott	Kevin	LS	UCLA	2013	47
McDonald	Ramos	CB	New Mexico	1999	35
McDonald	Ray	DT	Florida	2007–14	91
McDonald	Tim	S	USC	1993–99	46
McDonald	Vance	TE	Rice	2013–16	89
McElhenny	Hugh	HB	Washington	1952–60	39
McFadden	Leon	CB	San Diego State	2014	30
McFarland	Kay	HB	Colorado State	1962–66, '68	26
McGee	Willie	WR	Alcorn A&M	1976–77	81
McGill	Ralph	CB	Tulsa	1972–77	49
McGill	T.Y.	DL	North Carolina State	2022–*	96
McGlinchey	Mike	T	Notre Dame	2018–22	69
McGrew	Reggie	DT	Florida	1999–01	92
McGruder	Michael	CB	Kent	1992–93	26
McHan	Lamar	QB	Arkansas	1963	15, 17
McIlhenny	Don	HB	SMU	1961	35
McIntyre	Guy	G	Georgia	1984–93	62
McIntyre	Jeff	LB	Arizona State	1979	52
McKenzie	Reggie	LB	Tennessee	1992	50
McKillop	Scott	LB	Pittsburgh	2009–10	56
McKinnon	Jerick	RB	Georgia Southern	2018–20	28
McKivitz	Colton	OL	West Virginia	2020–*	68
McKoy	Billy	LB	Purdue	1974	58
McKyer	Tim	CB	Texas–Arlington	1986–89	22
McLaughlin	Chase	K	Illinois	2019	5
McLemore	Dana	KR/CB	Hawaii	1982–87	43
McManis	Wynton	LB	Memphis	2016	48
McMillian	Mark	CB	Alabama	1999	29
McNeil	Clifton	E	Grambling	1968–69	85
McNichols	Jeremy	RB	Boise State	2017, 2023	33, 36
McNow	Cade	QB	UCLA	2002	9
McQuarters	R.W.	CB	Oklahoma State	1998–99	21
Mellekas	John	C	Arizona	1962	75
Mellus	John	T	Villanova	1946	45
Melville	Dan	P	California	1979	11
Mertens	Jerry	HB	Drake	1958–65	80
Messer	Dale	HB	Fresno State	1961–65	29
Meyers	Bob	HB	Stanford	1952	27
Michalik	Art	G	St. Ambrose	1953–54	62
Middlebrooks	Willie	CB	Minnesota	2005	25, 35
Mike	Bob	T	UCLA	1948–49	47
Mike–Mayer	Steve	K	Maryland	1975–76	10
Mikolas	Doug	NT	Portland State	1987–88	97
Milem	John	DE	Lenoir–Rhyne	2000–01	93, 99
Miles	Searcy	DB	San Jose State	1954–56	42
Millen	Alec	T	Georgia	1993 (P)	76
Millen	Matt	LB	Penn State	1989–90	54
Miller	Brit	FB	Illinois	2009	47
Miller	Bruce	FB	Central Florida	2011–15	49
Miller	Clark	DE	Utah State	1962–68	74
Miller	Hal	T	Georgia Tech	1953	77
Miller	Jim	P	Mississippi	1980–82	3
Miller	Johnny	G	Livingston	1977–78	66
Milstead	Rod	G	Delaware State	1994–97	69
Mira	George	QB	Miami (Fla.)	1964–68	10
Mirer	Rick	QB	Notre Dame	2000–01	3
Mitcham	Gene	HB	Arizona State	1958	26
Mitchell	Earl	NT	Arizona	2017–18, 19	90, 93
Mitchell	Elijah	RB	Louisiana	2021–*	25
Mitchell	Kevin	LB	Syracuse	1994–97	55
Mitchell	Dale	LB	USC	1976	64
Mitchell	Tom	TE	Bucknell	1974–77	84
Mixon	Bill	HB	Georgia	1953–54	48
Moegle	Dick	HB	Rice	1955–59	47
Mojsiejenko	Ralf	P	Michigan State	1991	2

Last	First	Position	College	Years	Jersey #
Momsen	Bob	G	Ohio State	1952	68
Monachino	Jim	HB	California	1951	49, 99
Monds	Wonder	DB	Nebraska	1978	25
Monroe	Carl	RB/KR	Utah	1983–87	32
Montana	Joe	QB	Notre Dame	1979–92	16
Montgomery	Blanchard	LB	UCLA	1983–84	38, 52, 60
Montgomery	Monty	CB	Houston	1999–00	24
Moody	Jake	K	Michigan	2023–*	4
Moody	Nick	LB	Florida State	2013–14	54
Moore	Brandon	LB	Oklahoma	2002–07	56
Moore	Damontre	DL	Texas A&M	2019	90
Moore	Dean	LB	Iowa	1978	53
Moore	Gene	RB	Occidental	1969	43
Moore	Jason	S	San Diego State	2000, '02	33, 35
Moore	Jay	LB	Nebraska	2007–08	58
Moore	Jaylon	OL	Western Michigan	2021–*	76
Moore	Jeff	RB	Jackson State	1982–83	25
Moore	Manfred	RB	USC	1974–75	45
Moore	Tarvarius	DB	Southern Mississippi	2018–*	33
Moore	Marlon	WR	Fresno State	2013	19
Moran	Sean	DE	Colorado	2002–03	99
Morgan	Joe	T	Southern Mississippi	1949	48
Morgan	Joshua	WR	Virginia Tech	2008–11	84
Morgan	Melvin	DB	Mississippi Valley St.	1979–80	46
Moroski	Mike	QB	UC Davis	1986	15
Morrall	Earl	QB	Michigan State	1956	11
Morris	Alfred	RB	Florida Atlantic	2018	46
Morris	Darryl	CB	Texas State	2013	40
Morris	Dennit	LB	Oklahoma	1958	57
Morris	George	C	Georgia Tech	1956	52
Morrison	Dennis	QB	Kansas State	1974	10
Morton	Dave	LB	UCLA	1979	50
Morton	John	LB	TCU	1953	36
Morton	Johnnie	WR	USC	2005	84
Morze	Frank	C	Boston College	1957–61	53, 63
Moseley	Emmanuel	CB	Tennessee	2018–22	4, 41
Moss	Randy	WR	Marshall	2012	84
Mostert	Raheem	RB	Purdue	2017–21	31
Moten	Gary	LB	SMU	1983	59, 63
Mudd	Howard	G	Hillsdale	1964–69	68
Mullens	Nick	QB	Southern Mississippi	2018–20	4
Murphy	Louis	WR	Florida	2017	18
Murphy	Rob	C/G	Ohio State	2003–05	68
Musgrave	Bill	QB	Oregon	1991–94	14
Myers	Chip	E	N.W. Oklahoma	1967	46

N

Nacua	Kai	S	Brigham Young	2020–21	43
Navies	Hannibal	LB	Colorado	2006–07	55
Neal	Randy	LB	Virginia	1998	52
Nedney	Joe	K	San Jose State	2005–10	6
Nehemiah	Renaldo	WR	Maryland	1982–84	83
Nelson	Bob	LB	Nebraska	1979	66
Nelson	Kyle	TE/LS	New Mexico State	2014–20	86
Neville	Tom	G	Fresno State	1991	69
Newberry	Jeremy	C	California	1998–06	62
Newsom	Donavin	LB	Missouri	2017	48
Newsome	Craig	CB	Arizona State	1999	27
Nicholas	Calvin	WR	Grambling	1988	88
Nichols	Mark	LB	Colorado State	1978	58
Nicholson	Jim	T	Michigan State	1981	67
Nix	Jack	E	USC	1950	58
Nixon	Tory	CB	San Diego State	1985–88	20, 31
Nomellini	Leo	T	Minnesota	1950–63	42, 73
Norberg	Hank	E	Stanford	1946–47	55
Nordquist	Mark	G	Pacific	1976	68
Norman	Josh	CB	Coastal Carolina	2021	26
Norris	Moran	FB	Kansas	2006–07, 09–11	40, 44
Norton	Jim	T	Washington	1965–66	75
Norton Jr.	Ken	LB	UCLA	1994–00	51
Norton	Ray	HB	San Jose State	1960–61	23
Nunley	Frank	LB	Michigan	1967–76	57
Nzeocha	Mark	LB	Wyoming	2017–20, 2021	46, 53

Last	First	Position	College	Years	Jersey #
O					
O'Donahue	Pat	E	Wisconsin	1952	83
O'Neal	Brian	RB	Penn State	1995	26
O'Sullivan	J.T.	QB	UC Davis	2008	14
Oates	Bart	C	BYU	1994–95	66
Obradovich	Jim	TE	USC	1976–77	89
Odom	Ricky	DB	USC	1978	42
Odum	George	S	Central Arkansas	2022–*	30
Okeafor	Chihe	DE	Purdue	1999–02	91
Okoye	Lawrence	DL	No College	2013	98
Olerich	Dave	E	San Francisco	1967–68, 72–73	84
Oliver	Isaiah	CB	Colorado	2023	26
Oliver	Melvin	DE	LSU	2006–07	96
Olson	Drew	QB	UCLA	2007	7
Olssen	Lance	T	Purdue	1968–69	73
Omenihu	Charles	DL	Texas	2021–22	92
Onwualu	James	LB	Notre Dame	2018	57
Orosz	Tom	P	Ohio State	1983	3, 19
Osborne	Clancy	LB	Arizona State	1959–60	33
Osgood	Kassim	WR	San Diego State	2013–14	14
Osika	Craig	G/C	Indiana	2002	71
Ostrowski	Phil	G	Penn State	1998–00	69
Owen	Tom	QB	Wichita State	1974–75	14
Owens	James	WR	UCLA	1979–80	20, 89
Owens	R.C.	HB	College of Idaho	1957–61	27
Owens	Terrell	WR	Tenn.–Chattanooga	1996–03	81

P

Pace	Jim	HB	Michigan	1958	43
Palatella	Lou	G	Pittsburgh	1955–58	68
Palmer	Jesse	QB	Florida	2005	2
Paris	Bubba	T	Michigan	1982–90	77
Parker	Anthony	CB	Weber State	1999–02	21, 86
Parker	Don	G	Virginia	1967	63
Parks	Dave	E	Texas Tech	1964–67	81
Parks	Limbo	G	Arkansas	1987	66, 72
Parrish	James	T	Temple	1993	77
Parrish	Tony	S	Washington	2002–06	33
Parsons	Earle	HB	USC	1946–47	84, 94
Pashos	Tony	T	Illinois	2009–*	77
Patera	Dennis	K	BYU	1968	14
Patrick	Chris	T	Nebraska	2009–10	61
Patrick	Jacques	RB	Florida State	2021	35
Patterson	Reno	DE	Bethune–Cookman	1987	92
Patton	Quinton	WR	Louisiana Tech	2013–16	11
Patton	Ricky	RB	Jackson State	1980–82	32, 42
Paulsen	Logan	TE	UCLA	2017	82
Pavlich	Chuck	G	Muskegon High (MI)	1946	37
Paye	John	QB	Stanford	1988	15
Pears	Erik	G/T	Colorado State	2015	71
Peelle	Justin	TE	Oregon	2011	81
Peets	Brian	TE	Pacific	1981	82
Penchion	Bob	T	Alcorn A&M	1974–75	66
Pepper	Taybor	LS	Michigan State	2020–*	46
Peoples	Woody	G	Grambling	1968–77	69
Perry	Joe	FB	Compton J.C.	1948–60, '63	34, 74
Perry	Scott	S	Williams	1980	32
Person	Mike	G	Montana State	2011, 2018–19	68, 78
Peters	Scott	C/G	Arizona State	2004	67
Peterson	Anthony	LB	Notre Dame	1994–95, 98–99	50, 53
Peterson	Julian	LB	Michigan State	2000–05	98
Peterson	Todd	K	Georgia	2003–04	2
Pettis	Dante	WR	Washington	2018–20	18
Phillips	Lawrence	RB	Nebraska	1999	33
Phillips	Mel	DB	North Carolina A&T	1966–77	32
Pickett	Cody	QB	Washington	2004–05	3
Pillers	Lawrence	DE	Alcorn A&M	1980–84	65
Pine	Ed	LB	Utah	1962–64	54
Pinion	Bradley	P	Clemson	2015–18	5
Pleasant	Anthony	DE	Tennessee State	2000	94
Plummer	Ahmed	CB	Ohio State	2000–05	29
Plummer	Bruce	CB	Mississippi State	1990	28
Plummer	Gary	LB	California	1994–97	50
Plunkett	Jim	QB	Stanford	1976–77	14, 16

Last	First	Position	College	Years	Jersey #
Pochman	Owen	K	BYU	2003	11
Poindexter	Shawn	WR	Arizona	2019	1
Pollack	Frank	T/G	Northern Arizona	1990–91, 94–97	72, 75
Pollard	Darryl	CB	Weber State	1987–91	26, 36
Ponder	Christian	QB	Florida State	2016	15
Poole	Bob	E	Clemson	1964–65	82
Pope	Marquez	CB	Fresno State	1995–98	23
Popson	Ted	TE	Portland State	1994–96	85
Posey	Jeff	DE	Southern Mississippi	1998–00	96
Powell	Charley	E	San Diego High (Calif.)	1952–53, 55–57	87
Powell	Tyvis	DB	Ohio State	2017–18	30, 45
Powers	Jim	HB	USC	1950–53	15, 62
Preston	Roell	KR	Mississippi	1999	15
Price	Daryl	DE	Colorado	1996–97	71, 91, 96
Prioleau	Pierson	DB	Virginia Tech	1999–00	23
Prokop	Joe	P	Cal Poly–Pomona	1991	4
Pryor	Matt	OL	Texas Christian	2023	75
Puddy	Harold	T	Oregon	1948	46
Puki	Craig	LB	Tennessee	1980–81	54
Purcell	Mike	NT	Wyoming	2014–16	64
Purdy	Brock	QB	Iowa State	2022–*	13
Putzier	Rollin	NT	Oregon	1989	64, 76

Q

Quillan	Fred	C	Oregon	1978–87	56
Quilter	Chuck	T	Tyler J.C.	1949	45

R

Rachal	Chilo	G	USC	2008–11	62
Raines	Mike	DT	Alabama	1974	63
Ramson	Eason	TE	Washington State	1979–83	80
Randle	Sonny	E	Virginia	1967	83
Randolph	Alvin	DB	Iowa	1966–70, '74	27
Rasheed	Saleem	LB	Alabama	2002–05	51
Rasley	Rocky	G	Oregon State	1976	63
Rathman	Tom	FB	Nebraska	1986–93	44
Rattay	Tim	QB	Louisiana Tech	2000–05	13
Ray	Ricky	QB	Sacramento State	2001	18
Reach	Kevin	G	Utah	1987	65
Reaser	Keith	CB	Florida Atlantic	2015–17	27
Redmond	Will	CB	Mississippi State	2016–17	23
Reed Jr.	D.J.	DB	Kansas State	2018–19	32
Reed	Jeff	K	North Carolina	2010	3
Reed	Joe	QB	Mississippi State	1972–74	13, 19
Reed	Jordan	TE	Florida	2020	81
Reed	Rayshun	CB	Troy State	2004–05	31
Reese	Albert	DT	Grambling	1997–98	71
Reese	Archie	DE	Clemson	1978–81	78
Reid	Bill	C	Stanford	1975	54
Reid	Eric	S	LSU	2013–17	35
Remington	Bill	C	Washington State	1946	23
Renfro	Dick	FB	Washington State	1946	73
Reynolds	Jack	LB	Tennessee	1981–84	64
Reynolds	Ross	OL	Iowa	2020	76
Rhodes	Bruce	DB	San Francisco State	1976	23
Rhodes	Ray	CB	Tulsa	1980	26
Rice	Jerry	WR	Mississippi Valley St.	1985–00	80
Richard	Kris	S	USC	2005	35
Richardson	Mike	CB	Arizona State	1989	27
Richburg	Weston	C/G	Colorado State	2018–20	58
Richey	Wade	K	LSU	1998–00	7
Richie	David	DT	Washington	1998–99	93, 94
Ridgeway	Hassan	DL	Texas	2022	98
Ridgle	Elston	DE	Nevada	1987	96
Ridlon	Jim	HB	Syracuse	1957–62	42
Riley	Preston	WR	Memphis State	1970–72	85
Ring	Bill	RB	BYU	1981–86	30
Rivera	Steve	WR	California	1976–77	80
Roberson	Vern	DB	Grambling	1978	49
Roberts	C.R.	FB	USC	1959–62	28, 32
Roberts	Larry	DE	Alabama	1986–93	91
Robertson	Jamal	RB	Ohio Northern	2002–04	25
Robinson	Aldrick	WR	Southern Methodist	2017	19
Robinson	Curtis	LB	Stanford	2021–*	59

Last	First	Position	College	Years	Jersey #
Robinson	Jimmy	WR	Georgia Tech	1980	85
Robinson	Michael	RB	Penn State	2006–09	24
Robinson	Rashard	CB	LSU	2016–17	33
Robinson	Trenton	S	Michigan State	2012	30
Robinson	Tyree	S	Oregon	2018	49
Robnett	Ed	HB	Texas Tech	1947	71
Roby	Reggie	P	Iowa	1998	4
Rock	Walter	T	Maryland	1963–67	67
Rodgers	Del	RB	Utah	1987–88	25, 35, 46
Rogers	Carlos	CB	Auburn	2011–13	22
Rogers	Doug	DE	Stanford	1986	65
Rogers	Eric	WR	California Lutheran	2016	3
Rohde	Len	T	Utah State	1960–74	76
Roman	Mark	S	LSU	2006–*	26
Romanowski	Bill	LB	Boston College	1988–93	53
Rosen	Josh	QB	UCLA	2020	2
Roskie	Ken	FB	South Carolina	1946	74
Rossum	Allen	KR/PR	Notre Dame	2008–09	20
Rubke	Karl	C	USC	1957–60, 62–63, '65	52
Rubio	Angel	DT	Southeast Missouri St.	1998	91
Rucka	Leo	C	Rice	1956	50
Rudolph	Joe	G	Wisconsin	1997	60
Ruhman	Chris	T	Texas A&M	1998	71
Rumph	Mike	CB	Miami (Fla.)	2002–05	24
Runager	Max	P	South Carolina	1984–88	4
Ruskusky	Roy	E	St. Mary's	1946	52
Russell	Damien	S	Virginia Tech	1993	38
Ryan	Logan	S	Rutgers	2023	32
Ryan	Sean	TE	Boston College	2008	81

S

Sabuco	Tino	C	San Francisco	1949	24
Sagely	Floyd	E	Arkansas	1954–56	89
Salata	Paul	E	USC	1949–50	55
Salmon	Mike	DB	USC	1996	30
Samuel Sr.	Deebo	WR	South Carolina	2019–*	19
Sanborn	Garrison	LS	Florida State	2019	89
Sanders	Deion	DB	Florida State	1994	21
Sanders	Emmanuel	WR	Southern Methodist	2019	17
Sandifer	Bill	DT	UCLA	1974–76	60
Sandifer	Dan	HB	LSU	1950	81
Santos	Todd	QB	San Diego State	1988	7
Sanu Sr.	Mohamed	WR	Rutgers	2020–21	6, 14
Sapolu	Jesse	C/G	Hawaii	1983–97	61
Sardisco	Tony	G	Tulane	1956	65
Satterfield	Alf	T	Vanderbilt	1947	48
Saunders	John	DB	Toledo	1974–75	33
Savage	Tom	QB	Pittsburgh	2018	14
Sayler	Jace	DE	Michigan State	2003	77
Schabarum	Pete	HB	California	1951, 53–54	44, 88
Schiechl	John	C	Santa Clara	1947	24
Schlecht	John	DT	Minnesota	2001–02	93
Schmidt	Henry	T	USC–Trinity (Tex.)	1959–60	74
Schmitt	Ricky	K	Shepherd	2009	2
Schreiber	Larry	RB	Tennessee Tech	1971–75	35
Schulters	Lance	S	Hofstra	1998–01	30
Schwantz	Jim	LB	Purdue	1997	52
Scoggins	Eric	LB	USC	1982	63
Scotti	Ben	HB	Maryland	1964	28, 48
Scrafford	Kirk	OL	Montana	1995–98	76
Seabron	Thomas	LB	Michigan	1979–80	53
Seal	Paul	TE	Michigan	1977–79	85
Seigler	Richard	LB	Oregon State	2004–05	54
Sermon	Trey	RB	Ohio State	2021	28
Serwanga	Wasswa	CB	UCLA	1999	43
Setzer	Bobby	DE	Boise State	2001–02	90
Seymour	Ryan	G	Vanderbilt	2013	62
Sharkey	Ed	G	Duke/Nevada	1955–56	63
Shaw	Charles	G	Oklahoma State	1950	31
Shaw	Josh	DT	Michigan State	2002	93
Sheffield	Kendall	CB	Ohio State	2023	35
Shell	Todd	LB	BYU	1984–87	90
Shelley	Jo Nathan	CB	Mississippi	1987	30
Shepherd	JaCorey	CB	Kansas	2016	38
Shepley	Dakoda	OL	British Columbia	2020	61

Last	First	Position	College	Years	Jersey #
Sherfield	Trent	WR	Vanderbilt	2021	81
Sheriff	Stan	LB	Cal Poly–SLO	1956–57	50
Sherman	Richard	CB	Stanford	2018–20	25
Sherrard	Mike	WR	UCLA	1989–92	88
Shields	Billy	T	Georgia Tech	1984	67
Shoener	Hal	E	Iowa	1948–50	52
Shumann	Mike	WR	Florida State	1978–79, '81	84
Shumon	Ron	LB	Wichita State	1979	50
Sieminski	Charlie	T	Penn State	1963–65	65
Siglar	Ricky	G/T	San Jose State	1990	63
Silas	Sam	DE	Southern Illinois	1969–70	78
Silberman	Ian	OL	Boston College	2015	62
Simonton	Ken	RB	Oklahoma State	2004	30
Simpson	Jerome	WR	Coastal Carolina	2015	14
Simpson	Mike	DB	Houston	1970–73	38
Simpson	O.J.	RB	USC	1978–79	32
Sims	Barry	T	Utah	2008–10	65
Singleton	Nate	WR	Grambling	1993–96	88
Singleton	Ron	T	Grambling	1977–80	67
Sitko	Emil	HB	Notre Dame	1950	82
Skaugstad	Daryle	DT	California	1983	78
Skelton	John	QB	Fordham	2013	18
Skov	Shayne	LB	Stanford	2015–16	56
Skrine	Buster	CB	Tenn.–Chattanooga	2021	41
Skule	Justin	OL	Vanderbilt	2019–21	67
Skuta	Dan	LB	Grand Valley State	2013–14	51
Slaughter	T.J.	LB	Southern Mississippi	2006	52
Slye	Joey	K	Virginia Tech	2021	14
Smelter	DeAndre	WR	Georgia Tech	2016	18
Smerlas	Fred	NT	Boston College	1990	76
Smiley	Justin	G	Alabama	2004–07	65
Smith	Aldon	LB	Missouri	2011–14	99
Smith	Alex	QB	Utah	2005–12	11
Smith	Alfonso	RB	Kentucky	2014	38
Smith	Artie	DL	Louisiana Tech	1993–94	95
Smith	Charles	E	Abilene Christian	1956	80
Smith	Corey	DE	North Carolina State	2004–05	58, 71
Smith	Derek	LB	Arizona State	2001–07	50
Smith	Ernie	HB	Compton J.C.	1955–56	42
Smith	Frankie	CB	Baylor	1996–97	27, 29
Smith	George	C	California	1947	23, 25
Smith	Irv	TE	Notre Dame	1998	82
Smith	J.D.	HB	North Carolina A&T	1956–64	24
Smith	Jerry	G	Wisconsin	1952–53	69
Smith	Justin	DT	Missouri	2008–14	94
Smith	Kaden	TE	Stanford	2019	89
Smith	Keith	CB	McNeese State	2009	20
Smith	Malcolm	LB	USC	2017–18	51
Smith	Noland	RB	Tennessee State	1969	1
Smith	Paul	RB	UTEP	2000–02	27
Smith	Reggie	CB	Oklahoma	2008–11	30
Smith	Saivion	CB	Alabama	2021	14
Smith	Steve	E	Michigan	1966–67	86
Smith	Torrey	WR	Maryland	2015–16	82
Smith	Trent	TE	Oklahoma	2005	48
Smith	Troy	QB	Ohio State	2010	1
Snead	Norman	QB	Wake Forest	1974–75	16
Snead IV	Willie	WR	Ball State	2022–23	83
Sniadecki	Jim	LB	Indiana	1969–73	58
Snyder	Adam	T/G	Oregon	2005–11, '13	68
Solomon	Freddie	WR	Tampa	1978–85	88
Soltau	Gordy	E	Minnesota	1950–58	51, 82
Sopoaga	Isaac	NT	Hawaii	2004–12	90
Sparks	Dave	G	South Carolina	1951	39, 68
Spence	Akeem	DL	Illinois	2022	55
Spence	Julian	HB	Sam Houston	1957	40
Spencer	Shawntae	CB	Pittsburgh	2004–11	36
Spikes	Takeo	LB	Auburn	2008–10	51
Spillman	C.J.	S	Marshall	2010–13	27
Spurlock	Micheal	WR	Mississippi	2009	18
Spurrier	Steve	QB	Florida	1967–75	11
St. Clair	Bob	T	San Francisco–Tulsa	1953–64	79
Staley	Joe	T	Central Michigan	2007–19	74
Standifer	Bob	NT	Tenn.–Chattanooga	1987	79
Standlee	Norm	FB	Stanford	1946–52	32, 72

Last	First	Position	College	Years	Jersey #
Stanley	Chad	P	Stephen F. Austin	1999–00	4
Stanley	Matt	FB	UCLA	2004	44
Steitz	Nick	G	Oregon	2006	74
Stenstrom	Steve	QB	Stanford	1999	18
Stephenson	Milford	G/T	Kansas State	2001–02	64
Step toe	Jack	WR	Utah	1978	87
Stevens	Mark	QB	Utah	1987	7
Stewart	Daleroy	DT	Southern Mississippi	2004	64
Stewart	Quincy	LB	Louisiana Tech	2001–02	54
Stickles	Monty	E	Notre Dame	1960–67	85
Stidham	Howard	LB	Tennessee Tech	1977	58
Stits	Bill	DB	UCLA	1957–58	20
Stokes	J.J.	WR	UCLA	1995–02	83
Stolhandske	Tom	LB	Texas	1955	86
Stone	Ron	G	Boston College	2002–03	65
Stover	Jeff	DE	Oregon	1982–88	72
Streater	Rod	WR	Temple	2016	81
Street	Kentavius	DL	North Carolina State	2018–21	95
Streets	Tai	WR	Michigan	1999–03	89
Strickland	Bishop	FB	South Carolina	1951	75
Strickland	Donald	CB	Colorado	2006–08	30
Strong	Frank	LB	USC	2002	58
Strong	Jim	RB	Houston	1970	28
Stroth	Vince	T	BYU	1985	60
Strzykalski	John	HB	Marquette	1946–52	45
Stubblefield	Dana	DT	Kansas	1993–97, 2001–02	94
Stubbs	Daniel	DE	Miami (Fla.)	1988–89	96
Stuckey	Jim	DE	Clemson	1980–85	79
Stupar	Nate	LB	Penn State	2013	56
Sullivan	Bob	HB	Holy Cross	1948	94
Sullivan	John	S	California	1987	43
Sunseri	Vinnie	S	Alabama	2016	40
Susoeff	Nick	E	Washington State	1946–49	58
Sutherland	Vinny	KR/HB	Purdue	2001, '02 (P)	14, 25, 85
Sutro	John	T	San Jose State	1962	68
Suttle	Jason	CB	Wisconsin	2001	35
Swain	Brett	WR	San Diego State	2011	18
Swift	Justin	TE	Kansas State	2000–02	88
Swilling	Tre	CB	Georgia Tech	2023	35
Swinford	Wayne	DB	Georgia	1965–67	23
Sydney	Harry	FB	Kansas	1987–91	24

T					
Tamm	Ralph	G	West Chester	1992–94	64
Tanner	Hamp	T	Georgia	1951	46, 77
Tanner	Phillip	RB	Middle Tennessee State	2014	48
Tartt	Jaquiski	S	Samford	2015–21	3, 26, 29
Taumoepenu	Pita	LB	Utah	2017–18	55
Tausch	Terry	G	Texas	1989	66
Tautolo	Terry	LB	UCLA	1980–81	50
Taylor	Brian	S	Oregon State	1993	47
Taylor	Bruce	CB	Boston	1970–77	44
Taylor	Curtis	S	LSU	2009–10	28
Taylor	John	WR	Delaware State	1986–95	82
Taylor	Jamar	CB	Boise State	2020	47
Taylor	Jullian	DL	Temple	2018–20	77
Taylor	Roosevelt	S	Grambling	1969–71	25
Taylor	Trent	WR	Louisiana Tech	2017–20	15, 81
Teresa	Tony	HB	San Jose State	1958	26
Theus	John	OL	Georgia	2016–17	71
Thomas	Aaron	E	Oregon State	1961	89
Thomas	Ambry	CB	Michigan	2021–*	20
Thomas	Brandon	G	Clemson	2015	60
Thomas	Chase	LB	Stanford	2014	58
Thomas	Chris	WR	Cal Poly–SLO	1995	89
Thomas	Chuck	C	Oklahoma	1987–92	60
Thomas	Edward	LB	Georgia Southern	2000	52
Thomas	Jimmy	RB	Texas–Arlington	1969–73	24
Thomas	John	T	Pacific	1958–67	78
Thomas	Lynn	DB	Pittsburgh	1981–82	28
Thomas	Mark	DE	North Carolina State	1992–95	72
Thomas	Pierre	RB	Illinois	2015	32
Thomas	Solomon	DL	Stanford	2017–20	94
Thompson	Chris	WR	Florida	2020	2
Thompson	Dylan	QB	South Carolina	2015	13

Last	First	Position	College	Years	Jersey #
Thompson	Tommy	P	Oregon	1995–98	3
Thornburg	Jeremy	S	Northern Arizona	2005	45
Thornton	Bruce	CB	Georgia	2005	26
Thornton	Rupe	G	Santa Clara	1946–47	35, 46
Threadgill	Bruce	S	Mississippi State	1978	23
Tidwell	Billy	HB	Texas A&M	1954	24
Tillman	Spencer	HB	Oklahoma	1989–91	23
Tiller	Andrew	G	Syracuse	2014–16	61
Times	Kenny	DT	Southern	1980	60
Titchenal	Bob	E	San Jose State	1946	51
Tittle	Y.A.	QB	LSU	1951–60	14, 64
Tobin	Matt	OL	Iowa	2018	64
Toilolo	Levine	TE	Stanford	2019	83
Tolzien	Scott	QB	Wisconsin	2011–12	3
Tomlinson	Laken	OL	Duke	2017–21	75
Toneff	Bob	T	Notre Dame	1952, 54–59	62, 74
Toran	Najee	QB	UCLA	2018	66
Torretta	Gino	QB	Miami (Fla.)	1996	13
Torrey	Andre	LB	Arizona	2006	55
Trimble	Wayne	DB	Alabama	1967	24
Tubbs	Jerry	LB	Oklahoma	1958–59	50
Tubbs	Winfred	LB	Texas	1998–00	55
Tucker	B.J.	CB	Wisconsin	2005–07	22, 30
Tucker	Bill	RB	Tennessee A&I	1967–70	45
Tuiasosopo	Manu	DT	UCLA	1984–86	78
Tukuafu	Will	DT/FB	Oregon	2010–13, '13–1492	48
Turay	Kemoko	DL	Rutgers	2022	53
Turner	Keena	LB	Purdue	1980–90	58
Turner	Malik	WR	Illinois	2022	17
Turner	Odessa	WR	Northwestern Louisiana	1992–93	86
Tyler	Wendell	RB	UCLA	1983–86	26

U

Ulbrich	Jeff	LB	Hawaii	2000–09	53
Ulmer	Artie	LB	Valdosta State	2000	50
Uwaezuoke	Iheanyi	WR	California	1996–98	89

V

Valoaga	Jeremiah	DL	UNLV	2019	92
Van Doren	Bob	E	USC	1953	89
Vanderbundt	Skip	LB	Oregon State	1968–77	52
Varajon	Mike	FB	Toledo	1987	48
Vardell	Tommy	RB	Stanford	1996, '99	44
Vaughan	Ruben	DT	Colorado	1979	72
Vaughn	Vickiel	S	Arkansas	2006	32
Vaught	Ted	E	TCU	1953	89
Ventrone	Bubba	S	Villanova	2013, 2014	41, 23
Veris	Garin	DE	Stanford	1992	93
Verrett	Jason	CB	Texas Christian	2019–23	2, 22, 27
Vetrano	Joe	HB	Southern Mississippi	1946–49	82
Vincent	Ted	DT	Wichita State	1979–80	66, 75
Visger	George	DT	Colorado	1980	63
Vollenweider	Jim	FB	Miami (Fla.)	1962–63	33

W

Wagner	Lowell	HB	USC	1949–53, '55	42, 92
Walker	Aaron	TE	Florida	2003–05	49
Walker	Adam	RB	Pittsburgh	1992–95	27
Walker	Darnell	CB	Oklahoma	1997–99	38
Walker	Delanie	TE	Central Missouri	2006–12	46
Walker	Derek	DT	Illinois	2009	78
Walker	Elliott	RB	Pittsburgh	1978	35
Walker	Joe	LB	Oregon	2020	59
Walker	Val Joe	HB	SMU	1957	44
Wallace	Bev	QB	Compton J.C.	1947–49	64
Wallace	Cody	C	Texas A&M	2008–09	59
Wallace	Steve	T	Auburn	1986–96	74
Walls	Wesley	TE	Mississippi	1989–93	89
Walter	Austin	RB	Rice	2020	48
Walter	Mike	LB	Oregon	1984–93	99
Ward	Chad	G	Washington	2001	68
Ward	Charvarius	CB	Middle Tennessee State	2022–*	7
Ward	Jimmie	DB	Northern Illinois	2014–22	1, 20, 25
Ware	Kevin	TE	Washington	2004	47

Last	First	Position	College	Years	Jersey #
Warner	Fred	LB	BYU	2018–*	48, 54
Warren	Terrance	WR	Hampton	1995	19
Washington	Dave	LB	Alcorn A&M	1975–77	50
Washington	Gene	WR	Stanford	1969–77	18
Washington	Marvin	DE	Idaho	1997, 99	95
Washington	Ted	NT/DE	Louisville	1991–93	97
Washington	Tim	CB	Fresno State	1982	46
Washington	Vic	RB	Wyoming	1971–73	22
Waters	Bob	QB	Presbyterian	1960–64	11
Watson	Dekoda	LB	Florida State	2017–18	97
Watson	John	T	Oklahoma	1971–76	67
Watters	Ricky	RB	Notre Dame	1991–94	32
Waymer	Dave	DB	Notre Dame	1990–91	43
Weaver	Jed	TE	Oregon	2003	88
Webb	Jimmy	DT	Mississippi State	1975–80	74
Webster	Jason	CB	Texas A&M	2000–03	36
Webster	Ken	CB	Mississippi	2020	35, 40
Weinke	Chris	QB	Florida State	2007	17
Wells	Mike	TE	San Diego State	1987	40
Wells	Ray	LB	Arizona	2004–05	59
Wersching	Ray	K	California	1977–87	14
Wesley	Joe	LB	LSU	1999	56
West	Robert	WR	San Diego State	1974	85
Westbrook	Brian	RB	Villanova	2010	20
White	Bob	HB	Stanford	1951–52	25, 85
White	DeAndrew	WR	Alabama	2015	18
White	Kevin	WR	West Virginia	2020	14
Whiting	Brandon	DE	California	2004	94
Whitmore	David	S	Stephen F. Austin	1991–92	41
Whitner	Donte	S	Ohio State	2011–13	31
Wick	Cole	TE	Incarnate Word	2018	89
Wilcox	Dave	LB	Oregon	1964–74	64
Wilhelm	Matt	LB	Ohio State	2009	57
Wilhoite	Michael	LB	Washburn	2012–16	57
Wilkerson	Jerry	DE	Oregon State	1980	60, 66
Wilkins	David	LB	Eastern Kentucky	1992	66
Wilkins	Gabe	DE	Gardner–Webb	1998–99	98
Wilkins	Jeff	K	Youngstown State	1995–96	14
Wilks	Greg	LB	Montana State	1987	99
Willard	Ken	FB	North Carolina	1965–73	40
Williams	Alfred	DE	Colorado	1995	91
Williams	Andrew	DE	Miami (Fla.)	2003–05	94, 99
Williams	Brandon	WR	Wisconsin	2006–07	17, 81
Williams	Chad	S	Southern Mississippi	2006	25
Williams Jr.	Darrell	OL	Western Kentucky	2017	78
Williams	Dave	RB	Colorado	1977–78	30
Williams	Delvin	RB	Kansas	1974–77	24
Williams	Gerard	DB	Langston	1979–80	29
Williams	Herb	CB	Southern	1980	23
Williams	Howie	HB	Howard	1963	28
Williams	Ian	NT	Notre Dame	2011–16	93
Williams	James	LB	Mississippi State	1997–98	27
Williams	James	DB	Fresno State	1996	53
Williams	Jamie	TE	Nebraska	1989–93	81
Williams	Jimmy	CB	Vanderbilt	2001–04	23
Williams	Joe	RB	Utah	2017	32
Williams	John	HB	USC	1954	25
Williams	Joel	C	Texas	1948	22
Williams	Kevin	WR/KR	Miami (Fla.)	2000	82
Williams	K'Waun	CB	Pittsburgh	2017–21	24
Williams	Kyle	WR	Arizona State	2010–13	10
Williams	Madiou	S	Maryland	2011	20
Williams	Melvin	DE	Kansas State	2004	71
Williams	Michael	CB	UCLA	1995	45
Williams	Newton	RB	Arizona State	1982	45
Williams	Renauld	LB	Hofstra	2005–06	59
Williams	Robert	CB	North Carolina	1999	24
Williams	Roy	T	Pacific	1963–64	66
Williams	Trent	T	Oklahoma	2020–*	71
Williams	Vince	FB	Oregon	1982–83	40
Williamson	Carlton	S	Pittsburgh	1981–88	27
Willig	Matt	T	USC	2000–02	77
Willis	Brayden	TE	Oklahoma	2023–*	9
Willis	Jamal	RB	BYU	1995–96	24
Willis	Jordan	DL	Kansas State	2020–22	75, 94

Last	First	Position	College	Years	Jersey #
Willis	Patrick	LB	Mississippi	2007–14	52
Wilmsmeyer	Klaus	P	Louisville	1992–94	10
Wilson	Billy	E	San Jose State	1951–60	52, 84
Wilson	Cedrick	WR	Tennessee	2001–04	84
Wilson	Jarrold	S	Michigan	2021	30
Wilson Jr.	Jeff	RB	North Texas	2018–22	30, 41
Wilson	Jerry	LB	Auburn	1960	82
Wilson	Jim	G	Georgia	1965–66	63
Wilson	Karl	DL	LSU	1993	77
Wilson	Mike	WR	Washington State	1981–90	85
Wilson	Tavon	S	Illinois	2021	32
Wilson	Troy	DE	Pittsburg State	1993–94, 2001	71, 92
Winborn	Jamie	LB	Vanderbilt	2001–05	55
Windsor	Bob	E	Kentucky	1967–71	89
Winston	Lloyd	FB	USC	1962–63	32
Winters	Dee	LB	Texas Christian	2023–*	53
Wishnowsky	Mitch	P	Utah	2019–*	6, 18
Wisnann	Pete	LB	St. Louis	1949–52, 54	22, 52
Witcher	Dick	E	UCLA	1966–73	34, 88
Witherspoon	Ahkello	CB	Colorado	2017–20	23
Wittenborn	John	G	Southeast Missouri	1958–60	66
Wittum	Tom	P	Northern Illinois	1973–77	13
Woerner	Charlie	TE	Georgia	2020–23	89
Woitt	John	DB	Mississippi State	1968–69	48
Womack III	Samuel	CB	Toledo	2022–*	0, 26
Wondolowski	Bill	WR	Eastern Montana	1969	33
Woodall	Lee	LB	West Chester	1994–99	54
Woods	Don	RB	New Mexico	1980	47

Last	First	Position	College	Years	Jersey #
Woods	Rashaun	WR	Oklahoma State	2004–05	81
Woodson	Rod	CB	Purdue	1997	26
Woodson	Abe	DB	Illinois	1958–64	40
Woudenberg	John	T	Denver	1946–49	41
Wragge	Tony	G	New Mexico State	2005–10	69
Wright	Eric	CB	UNLV	2013	30
Wright	Eric	CB	Missouri	1981–90	21
Wright	Shareece	CB	USC	2015	24
Wynn	DeShawn	RB	Florida	2010	29

Y

Yonamine	Wally	HB	Farrington High (Hl.)	1947	94
Young	Sam	T	Notre Dame	2019	65
Young	Steve	QB	BYU	1987–99	8
Young	Charle	TE	USC	1980–82	86
Young	Chase	DL	Ohio State	2023	92
Young	Bryant	DT	Notre Dame	1994–07	97
Youngelman	Sid	T	Alabama	1955	77
Yowarsky	Walt	C	Kentucky	1958	58

Z

Zakelj	Nick	OL	Fordham	2022–*	63
Zamlynski	Zigmond	HB	Villanova	1946	71
Zeigler	Dominique	WR	Baylor	2008, 2010	17
Zelenka	Joe	LS	Wake Forest	1999	52
Zendejas	Tony	K	Nevada	1995	7
Zettel	Anthony	DL	Penn State	2019	92

ALL-TIME PRACTICE SQUAD ROSTER SINCE 1993

A				
Last	First	Position	College	Years
Adams	Mike	FS	Delaware	2004
Adams	Tyrell	LB	West Georgia	2018
Alcorn	Zac	TE	Black Hills State	2007
Alfieri	Joey	LB	Stanford	2019
Allen	Bosley	WR	North Carolina	2003
Allen	Brian	CB	Utah	2020
Allen	Brian	RB	Stanford	2005
Amichia	Kofi	OL	South Florida	2019
Amundson	Allan	RB	Oregon	2003
Anderson	Dres	WR	Utah	2016
Anderson	Morris	WR	Baylor	1999
Anelli	Mark	TE	Wisconsin	2002
Archibald	Ben	T	Brigham Young	2003
Armstrong	Antonio	DE	Texas A&M	1995

B				
Last	First	Position	College	Years
Bakhtiari	Eric	LB	San Diego	2008, 2010
Balducci	Alex	OL	Oregon	2016
Ball	Marcus	S	Memphis	2016
Barcoo	Luq	CB	San Diego State	2021
Barrett	Alex	DL	San Diego State	2019–23
Barton	Kirk	T	Ohio State	2009
Bateman	Eric	T	Brigham Young	1998
Beeler	Chase	C	Stanford	2011
Bell	Shonn	TE	Virginia–Wise	2000
Benjamin	Travis	WR	Miami	2021
Benkert	Kurt	QB	Virginia	2022
Bergstrom	Tony	OL	Utah	2020
Bethel–Thompson	McLeod	QB	Sacramento State	2013, 2015
Bing	Darnell	OLB	USC	2007
Birdine	Larry	DE	Oklahoma	2008
Blades	Al	DB	Miami	2001
Blevins	Tony	FS	Kansas	1998
Boddy–Calhoun	Brieann	CB	Minnesota	2020
Bolden Jr.	Victor	WR	Oregon State	2018
Bolton III	Curtis	LB	Oklahoma	2021
Boone	Alex	T	Ohio State	2009
Boulware	Ben	LB	Clemson	2017
Bradford	Mark	WR	Stanford	2008
Bradley	Mario	DB	USC	1997
Branch	Darrick	WR	Hawaii	1995
Bray	Tyler	QB	Tennessee	2021
Brewer	C.J.	WR	Wyoming	2006
Briggs	Diyral	OLB	Bowling Green	2009
Bristol	Mark	T	Mansfield	2001
Brock	Tramaine	CB	Belhaven	2010
Brown	Darwin	CB	Texas Tech	1999
Brown	Jarrett	QB	West Virginia	2010
Browning	Alfonzo	WR	Kentucky	1994–95
Bruce	Arland	WR	Minnesota	2003
Bryant	Austin	DL	Clemson	2023
Bryant	Junior	DT	Notre Dame	1994
Burbridge	Aaron	WR	Michigan State	2018
Burnett	Bryce	TE	San Jose State	1994
Burnett	Martail	DE	Utah	2009
Butler	Carson	TE	Michigan	2009
Bykowski	Carter	T	Iowa State	2013–14
Byrd	Henry	OL	Princeton	2023

C				
Last	First	Position	College	Years
Caldwell	Mike	WR	California	1994–95
Campbell	DiAndre	WR	Washington	2015–16
Carr	William	DT	Michigan	2000
Carrier	Derek	TE	Beloit	2013
Carter	DeAndre	WR	Sacramento State	2017
Carter	Dwight	WR	Hawaii	2000
Carter	Eric	DB	Knoxville	1996
Casey	Chance	CB	Baylor	2014
Caulcrick	Jehuu	RB	Michigan State	2010
Childers	Jamie	TE	Coastal Carolina	2015
Childress	O.J.	LB	Clemson	2000
Chubb	Brandon	LB	Wake Forest	2016
Clayton	Carey	C	Texas–El Paso	2001
Clayton	Thomas	RB	Kansas State	2007–08

Players Currently on the 49ers Roster in Italics

Cleveland	Asante	TE	Miami	2014
Cloherly	Colin	TE	Brown	2010
Cloman	Scott	WR	Southern U.	2002–03
Coatney	Josiah	DL	Mississippi	2020
Coleman	Herbert	DE	Trinity, Ill.	1995
Coleman	Tevin	RB	Indiana	2022
Colletto	Jack	FB	Oregon State	2023
Collins	Dobson	WR	Gardner–Webb	2009
Conley	Chody	WR	Georgia	2023
Conway	Cody	OL	Syracuse	2020
Cooper	Fahn	OL	Mississippi	2016
Cooper	Josh	DE	Mississippi	2004
Cooper	Roger	LB	Montana State	2005
Cracraft	River	WR	Washington State	2020–21
Crecion	Gabe	TE	UCLA	2004
Cromartie	Marcus	CB	Wisconsin	2014–15
Cunningham	Alonzo	G	Iowa	2003–04
Curry	Markus	CB	Michigan	2007
Cyprien	Johnathan	S	Florida International	2020

D				
Last	First	Position	College	Years
Dahl	Harvey	G	Nevada	2005, 2007
Daniels	Darrion	DL	Nebraska	2020–21
Davis	Bruce	OLB	UCLA	2010, 2012
Davis	Chris	CB	Auburn	2015
Davis	Ennis	DT	USC	2001
Davis	Jerome	T	Minnesota	2002–03
Davis	Jesse	OL	Idaho	2023
Davis	Nate	QB	Ball State	2010
Davis–Price	Tyrion	RB	Louisiana State	2023
Davison	Jerone	RB	Arizona State	1995
Dayes	Matthew	RB	North Carolina State	2018
Delaire	Ryan	DL	Towson	2018
DiLauro	Christian	OL	Illinois	2018
Dildine	Steve	LB	Washington State	2007
Divens	Lamar	DL	Tennessee State	2012
Doman	Brandon	QB	Brigham Young	2004
Draft	Chris	OLB	Stanford	1999
Duckett	Damane	DT	East Carolina	2006–07
Dunbar Jr.	Steven	WR	Houston	2018
Dwelley	Ross	TE	San Diego	2018
Dwumfour	Michael	DL	Rutgers	2022

E				
Last	First	Position	College	Years
Eason	Jacob	QB	Washington	2022
Edwards	Chris	S	Idaho	2020
Eiland	Deandre	S	South Carolina	2005
Ellison	Atiyah	DT	Missouri	2008
Elmore	Ricky	LB	Arizona	2011
Emanuel	Ben	S	UCLA	2005
Estrada	Sean	T	Pennsylvania	2007

F				
Last	First	Position	College	Years
Farris	Jimmy	WR	Montana	2001
Feugill	John	T	Maryland	2002
Fields	Chafie	WR	Penn State	2000
Finke	Chris	WR	Notre Dame	2020
Finley	Joe Jon	TE	Oklahoma	2008–09
Flannigan–Fowles	Demetrius	LB	Arizona	2019
Fleck	P.J.	WR	Northern Illinois	2004
Flynn	JP	OL	Montana State	2017
Folkerts	Brian	C	Washburn	2015
Fountaine	Jamal	DE	Washington	1994
Frazier	Mose	WR	Memphis	2016
Fullington	John	T	Washington State	2014
Fuller	Cameron	CB	New Mexico State	2014
Fulton	Xavier	T	Illinois	2010
Fumagali	Troy	TE	Wisconsin	2022–23
Funchess	Devin	WR	Michigan	2021

G				
Last	First	Position	College	Years
Gaskins	Kendall	RB	Richmond	2014–15
Gentry	Josh	LB	Indianapolis	2000
Gerry	Nathan	LB	Nebraska	2021

<i>Givens</i>	<i>Kevin</i>	<i>DL</i>	<i>Penn State</i>	<i>2019</i>
Golditch	Zack	OL	Colorado State	2018
Grant	Bakari	WR	California–Davis	2010
Grant	Curtis	LB	Ohio State	2016
Grant	Larry	LB	Ohio State	2008
Grasu	Hroniss	OL	Oregon	2020
Grieb	Mike	TE	UCLA	1999
Griffith	Jonas	LB	Indiana State	2020
Grimble	Xavier	TE	USC	2014
Gutierrez	Alfredo	OL	Tecnológico de Monterrey	2021–23
<i>Gutierrez</i>	<i>Sebastian</i>	<i>OL</i>	<i>Minot State</i>	<i>2023</i>

H				
Last	First	Position	College	Years
Hairston	Jason	LB	California–Davis	1995
Halapio	Jon	OL	Florida	2021
Hall	Chad	WR	Air Force	2012
Hall	Daeshon	DL	Texas A&M	2018, 2020
Hall	Derek	T	Stanford	2011
<i>Hall</i>	<i>Kemon</i>	<i>CB</i>	<i>North Texas</i>	<i>2023</i>
Hall	Lamont	TE	Clemson	1999
Hamdan	Gibran	QB	Indiana	2006
Hamm	Je’Ron	TE	Louisiana–Monroe	2016
Hampton	Jewel	RB	Southern Illinois	2013
Hannon	Chris	WR	Tennessee	2008
Hanson	Joselio	CB	Texas Tech	2003
Harden	Michael	CB	Missouri	2005
Harper	Chris	WR	California	2016
Harrell	Chase	TE	Arkansas	2020
Harris	DuJuan	RB	Troy	2016
<i>Harris</i>	<i>Erik</i>	<i>S</i>	<i>California (PA)</i>	<i>2023</i>
Harris	Marcell	S	Florida	2019
Harris	Mark	WR	Stanford	1996
Harris Jr.	Tim	CB	Virginia	2020
Hastings	Joe	WR	Washburn	2011
Hasty	JaMycal	RB	Baylor	2020
Hawkins	Donald	T	Texas	2015
<i>Hawkins</i>	<i>Taylor</i>	<i>S</i>	<i>San Diego State</i>	<i>2022–23</i>
Hawkinson	Tanner	T	Kansas	2015
Hayne	Jarryd	RB	No College	2015
Heard	Ronnie	S	Mississippi	2000
Helm	Daniel	TE	Duke	2019–20
Henry	Malik	WR	West Georgia	2019
Henry Jr.	Willie	DL	Michigan	2020
Herold	Zac	TE	Nebraska–Omaha	2007
Herrion	Thomas	G	Utah	2004
Herzing	Adam	WR	Cal Poly–SLO	2003
Hicks	Maurice	RB	North Carolina A&T	2004
Hikutini	Cole	TE	Louisville	2017
Hill	Kahlil	WR	Iowa	2003
Hill	Lavert	CB	Michigan	2021
Hoffman–Ellis	Alex	LB	Washington State	2012
Hokit	Josh	FB	Fresno State	2020–21
Holden	Will	OL	Vanderbilt	2019
Hollman	Ka’dar	CB	Toledo	2022
Holloway	Menson	DE	Texas–El Paso	2001
Holmes	Louis	DE	Arizona	2008
Hopson	Tyrone	G	Eastern Kentucky	2000
Howell	Nick	T	USC	2010
Hudson	Tanner	TE	Southern Arkansas	2021
Hunt	Cameron	OL	Oregon	2017
Hunter	Brice	WR	Georgia	1996

I				
Last	First	Position	College	Years
Ismael	Keith	OL	San Diego State	2022
Isom	Jasen	FB	Western Illinois	2002–03
Ivlow	John	RB	Colorado State	1994
Iworah	Prince Charles	CB	Western Kentucky	2016
Iwuchukwu	Bobby	LB	Purdue	2006

J				
Last	First	Position	College	Years
Jacobs	Chuck	WR	Utah State	2013
Jackson	Asa	CB	Cal Poly	2017
Jarrett	Craig	P	Michigan State	2002
Jean–Charles	Shemar	CB	Appalachian State	2023
Jenkins	Janoris	CB	North Alabama	2022
<i>Jennings</i>	<i>Jauan</i>	<i>WR</i>	<i>Tennessee</i>	<i>2020</i>
Jensen	Erik	TE	Iowa	2004
Jerod–Eddie	Tony	DT	Texas A&M	2012

Players Currently on the 49ers Roster in Italics

Johnson	Buddy	LB	Texas A&M	2022
Johnson	Cam	LB	Virginia	2012
Johnson	Dontae	CB	North Carolina State	2020, 2022
Johnson	Ian	RB	Boise State	2011
Johnson	Josh	QB	San Diego	2020
Johnson	Kerryon	RB	Auburn	2021
Jones	Colin	FS	Texas Christian	2011
Jones	Jarnor	DB	Iowa State	2017
Jones	Jim	G	Notre Dame	2005
Jones–Smith	Jaryd	OL	Pittsburgh	2019
Jordan	Dion	DL	Oregon	2020
Jordan	James	WR	Louisiana Tech	2002–03
Josue	Steve	LB	Carson–Newman	2004
Jurovich	Kevin	WR	San Jose State	2010

K				
Last	First	Position	College	Years
Katnik	Norm	G	USC	2005
Kaufusi	Corbin	OL	Brigham Young	2021
Keasey	Zak	FB	Princeton	2005–07
Keith	John	S	Furman	2002–03
Kelemete	Senio	OL	Washington	2021
Kelly	Colin	OL	Oregon State	20016
Kelly	Jermaine	CB	San Jose State	2019
Keneley	Matt	DT	USC	1999–00
Knight	Qwuantrezz	CB	UCLA	2022–23
Kobdiah	Josh	T	Fresno State	1999
Kopa	Matt	T	Stanford	2010
Kristick	Keaton	LB	Oregon State	2010
Kuehl	Ryan	LS	Virginia	1995

L				
Last	First	Position	College	Years
Lamb	Marc	T	Montana	1997
Landolt	Dennis	G	Penn State	2010
Landry	Michael	DE	Southern U.	2003–04
Lattimore	Keon	RB	Maryland	2009
Lauderdale	Andrew	OL	New Hampshire	2017
Ledford	Dwayne	C	East Carolina	1999
Lee	Austin	DE	Stanford	2002–03
Lee	Elijah	LB	Kansas State	2019
LeGree	Mark	DB	Appalachian State	2011
Leonhardt	Brian	TE	Bemidji State	2015
Lewis	Jermaine	WR	Western Michigan	2003
Lewis	Jonas	RB	San Diego State	2000
Lewis	Lance	WR	East Carolina	2014
Liggins	Jeremy	DL	Mississippi	2017
Lockett	Aaron	WR	Kansas State	2002
Lockett	Ricardo	WR	Fort Valley State	2012
Lokombo	Boseko	LB	Oregon	2017
Long	Lance	WR	Mississippi State	2010
Lucas	Marcus	TE	Missouri	2018
Luciano	Corey	OL	Washington	2023

M				
Last	First	Position	College	Years
Mabin	Greg	CB	Iowa	2017–18
Mack	Austin	WR	Ohio State	2021
Malveaux	Kelly	CB	Arizona	1998
Manning	Ilm	OL	Hawaii	2023
Manuel	Sam	LB	New Mexico State	1996
Maragos	Chris	DB	Wisconsin	2010
Martin	Chris	T	Central Florida	2014
<i>Martin</i>	<i>Tay</i>	<i>WR</i>	<i>Oklahoma State</i>	<i>2023</i>
Masifilo	Matthew	DT	Stanford	2012
Matthews	John	WR	San Diego	2011
Matthews	Jordan	WR	Vanderbilt	2020–21
Mayden	Jared	S	Alabama	2020–21
Maxwell	Marcus	WR	Oregon	2005–06
McCaffrey	Max	WR	Duke	2018
McCoil	Dexter	DB	Tulsa	2018
<i>McCrary–Ball</i>	<i>Marcelino</i>	<i>LB</i>	<i>Indiana</i>	<i>2022</i>
McFadden	Leon	CB	San Diego State	2014
McFadden	Tarvarus	CB	Florida State	2018
<i>McGill</i>	<i>T.Y.</i>	<i>DL</i>	<i>North Carolina State</i>	<i>2022–23</i>
McGuirk	Pat	DB	Cal Poly–SLO	1995–96
McKenzie	Kevin	WR	Washington State	1998
<i>McKivitz</i>	<i>Colton</i>	<i>OL</i>	<i>West Virginia</i>	<i>2021</i>
McManis	Wynton	LB	Memphis	2016
McNichols	Jeremy	RB	Boise State	2017, 2023
Middleton	Doug	S	Appalachian State	2021
Miller	Brit	FB	Illinois	2009

Miller	Wyatt	OL	Central Florida	2021
Mincey	Jeremy	DE	Florida	2006
Miranda	Paul	CB	Central Florida	2000
Mitchell	Khalif	DT	East Carolina	2009
Moore	Jason	FS	San Diego State	2000
Morris	Darryl	CB	Texas State	2013
Moseley	Emmanuel	CB	Tennessee	2018
Mostert	Raheem	RB	Purdue	2016
Motley	Parnell	CB	Oklahoma	2020
Mullens	Nick	QB	Southern Mississippi	2017-18
Murphy	Pace	T	Northwestern State	2017

N

Last	First	Position	College	Years
Nacua	Kai	S	Brigham Young	2020-21
Neary	Aaron	OL	Eastern Washington	2020
Nelms	Cory	DB	Miami	2011
Netter	Al	G	Northwestern	2012-13
Newberry	Jared	LB	Stanford	2006
Newsome	Dazz	WR	North Carolina	2022
Noble	Brandon	DT	Penn State	1997-98
Norwood	Tre	S	Oklahoma	2023
Nwachukwu	Noble	DL	West Virginia	2017

O

Last	First	Position	College	Years
Okoye	Lawrence	DL	No College	2014
Olivo	Brock	FB	Missouri	1998
Olson	Drew	QB	UCLA	2007
Omameh	Patrick	G	Michigan	2013
Omon	Xavier	RB	Northwest Missouri St.	2010-11
Onwualu	James	LB	Notre Dame	2018

P

Last	First	Position	College	Years
Palmer	Nathan	WR	Northern Illinois	2012
Parks	Nathan	C	Stanford	2001
Parks	Will	S	Arizona	2021
Pay	Garry	C	Brigham Young	1994
Peters	Scott	C	Arizona State	2004
Pitts	Stephen	RB	Penn State	1996
Poe	Jason	OL	Mercer	2022
Poindexter	Shawn	WR	Arizona	2020
Pope	Ryan	OL	San Diego State	2019
Posey	Jeff	OLB	Southern Mississippi	1997
Powell	Tyvis	DB	Ohio State	2017-18
Price	Norman	OL	Southern Mississippi	2016
Provost	Tim	T	San Jose State	2004
Purcell	Mike	NT	Wyoming	2013-14

R

Last	First	Position	College	Years
Rabb	Jerard	WR	Boise State	2007
Rabe	Russel	DE	Minnesota-Duluth	2006
Radovich	Drew	T	USC	2009
Ramsey	Kaleb	DT	Boston College	2015
Reed	D'Aundre	LB	Arizona	2013
Reed	Rayshun	DB	Troy	2004
Reed	Trovon	DB	Auburn	2017
Reese	Albert	DT	Grambling	1996-97
Reese	Marcus	LB	UCLA	2003
Renteria	D.J.	DT	New Mexico	2004
Reuland	Konrad	TE	Stanford	2011
Reynolds	Ross	G	Iowa	2019
Richie	David	DT	Washington	1998
Robinson	Curtis	LB	Stanford	2022-23
Rodgers	Cory	WR	Texas Christian	2006
Roland	Justin	LB	Kansas State	2008
Rubio	Angel	DE	S.E. Missouri	1998
Rush	Marcus	LB	Michigan State	2015-16
Rutherford	Reynard	RB	California	1996-97

S

Last	First	Position	College	Years
Salmon	Mike	DB	USC	1996
Sam	Christian	LB	Arizona State	2019
Sanders	Darryl	DE	Virginia	2002
Scaccia	Fabrizio	K	No College	2010
Scharff	Scott	DE	Stanford	2005
Scott	Niles	DL	Frostburg State	2018

Players Currently on the 49ers Roster in Italics

Sebetic	Kyle	CB	Dayton	2015
Serwanga	Wasswa	CB	UCLA	1999
Sharpe	Tajae	WR	Massachusetts	2022
Shaw	Josh	DT	Michigan State	2003
Shearer	Curtis	WR	San Diego State	1996-97
Sheets	Kory	RB	Purdue	2009
Sheffield	Kendall	CB	Ohio State	2023
Shepley	Dakoda	OL	British Columbia	2020
Shuler	Adam	DL	Florida	2020
Simmons	Monte	LB	Kent State	2011
Simonton	Ken	RB	Oregon State	2004
Skov	Shayne	LB	Stanford	2014, 2016
Slayton	Chris	DL	Syracuse	2021
Sloan	Sam	K	Miami (OH)	2022
Smallwood	Jordan	WR	Oklahoma	2018
Smelter	DeAndre	WR	Georgia Tech	2016-17
Smith	Garrison	NT	Georgia	2014-15
Smith	Harrison	DB	California	2006
Smith	Jonathan	RB	Washington State	2004
Smith	Ray	DL	Boston College	2019
Smith	Trent	TE	Oklahoma	2005
Smith	Tyrone	DB	Baylor	1996, 1998
Smith	Tyson	LB	Iowa State	2007
Smith	Willie	WR	Ball State	2023
Snead IV	Kevin	LB	Rutgers	2015
Sobleski	Ben	G	Iowa	2005
Stallworth	Taylor	DL	South Carolina	2023
Stanley	Matt	FB	UCLA	2004
Stanley	Ronald	LB	Michigan State	2005
Steele	Ben	TE	Mesa State	2002
Stephens	Frank	WR	Northern Colorado	2018
Stephenson	Milford	T	Kansas State	2001
Stewart	Carl	RB	Auburn	2008
Stribling	Channing	CB	Michigan	2017
Strickland	Vernon	LB	Georgia Tech	1998
Sudfeld	Nate	QB	Indiana	2021
Suisham	Shaun	K	Bowling Green	2006
Sunseri	Vinnie	S	Alabama	2016
Sutherland	Keaton	OL	Texas A&M	2022
Swaggert	Brent	T	Montana State	2004
Swanson	Dax	CB	Sam Houston State	2013
Swanson	Pete	G	Stanford	1999
Sweet	William	OL	North Carolina	2020
Swift	Justin	TE	Kansas State	1999
Swilling	Tre	CB	Georgia Tech	2022-23

T

Last	First	Position	College	Years
Tabor	Teez	CB	Florida	2019
Taumoepeau	Charlie	TE	Portland State	2020
Taumoepeuu	Pita	LB	Utah	2018
Taylor	Curtis	S	LSU	2012
Taylor	Jamar	CB	Boise State	2020
Taylor	Kelvin	RB	Florida	2016
Taylor	Kerry	WR	Arizona State	2011
Tenner	Jason	DT	Villanova	1999
Thieneman	Jacob	S	Purdue	2019
Thomas	Chase	LB	Stanford	2014
Thomas	Duke	CB	Texas	2016
Thomas	Edward	OLB	Georgia Southern	2000
Thomas	Michael	S	Stanford	2012-13
Thompson	Chris	WR	Florida	2019
Thompson	Chris	RB	Florida State	2021
Thompson	Dylan	QB	South Carolina	2015
Thornton	Bruce	CB	Georgia	2005
Thornton	Carlos	DE	Alcorn State	1997
Tiller	Andrew	G	Syracuse	2014-15
Toledo	Joe	T	Washington	2008
Toliver	Antoine	WR	Bethune-Cookman	2002
Tonges	Jake	TE	California	2023
Toran	Najee	OL	UCLA	2018
Treauldo	Ahmad	CB	Southern U.	2005
Tucker	B.J.	CB	Wisconsin	2005-06
Tukuafu	Will	DE	Oregon	2010
Tuzilli	Andrew	WR	Rutgers	2015

U

Last	First	Position	College	Years
Ulmer	Artie	OLB	Valdosta State	2000

V				
Last	First	Position	College	Years
Valoaga	Jeremiah	DL	UNLV	2019
Van Dyk	Mitchell	OL	Portland State	2016
Verrett	Jason	CB	Texas Christian	2023
Vincent Jr.	Kary	CB	LSU	2022
Virgin	Dee	CB	West Alabama	2021

W				
Last	First	Position	College	Years
Wadman	Colby	P	California–Davis	2021
Waege	Spencer	DL	North Dakota State	2023
Walker	Joe	LB	Oregon	2020
Wallace	Larry	WR	USC	1994
Walter	Austin	RB	Rice	2020
Washington	Mark	LB	Texas State	2007
Washington	Tavares	T	Florida	2006–07
Watkins Jr.	Austin	WR	Alabama Birmingham	2021
Watson	Leroy	OL	Texas–San Antonio	2022–23
Wedington	Connor	WR	Stanford	2021–22
Wesley	Joe	LB	LSU	1999
White	Kevin	WR	West Virginia	2020
Whitehead	Jermaine	S	Auburn	2015
Whitley	Eddie	CB	Virginia Tech	2012
Wick	Cole	TE	Incarnate Word	2017

Players Currently on the 49ers Roster in Italics

Wiggins	Kenny	T	Fresno State	2012
Wilder	Sam	T	Colorado	2005–06
Wilhoite	Michael	LB	Washburn	2011–12
Williams	Brad	C	Notre Dame	2001
Williams Jr.	Darrell	OL	Western Kentucky	2017
Williams	Isaiah	OL	Akron	2020
Williams Jr.	Terrell	S	Houston	2018
Williams	Jimmy	CB	Vanderbilt	2001
Williams	Michael	DB	UCLA	1995
Williams	Renauld	LB	Hofstra	2005–06
Wilson Jr.	Jeff	RB	North Texas	2018–19
Winstead	Isaiah	WR	East Carolina	2023
Wishom	Jerron	DB	Louisiana Tech	2006
Wright	Rodney	WR	Fresno State	2009
Wright–Fair	Shaumbe	RB	Washington State	1994
Wylie	Devon	WR	Fresno State	2013
Wynn	DeShawn	RB	Florida	2010

Y				
Last	First	Position	College	Years
Yarbrough	Eddie	DL	Wyoming	2021
Yates	Max	LB	Marshall	2004

Z				
Last	First	Position	College	Years
Zeigler	Dominique	WR	Baylor	2007–09
Zeigler	Doug	TE	Mississippi	2004
Zuber	Isaiah	WR	Mississippi State	2021

ALL-TIME ROOKIE FREE AGENTS TO MAKE ROSTER

1994				
Last	First	Position	College	Years
Barber	Rudy	G	Miami	1994
Carolan	Brett	TE	Washington State	1994–95

1995				
Last	First	Position	College	Years
Willis	Jamal	RB	Brigham Young	1995

1996				
Last	First	Position	College	Years
Benefield	Daved	LB	Cal State–Northridge	1996
Fiore	Dave	G	Hofstra	1998–2002
Harris	Mark	WR	Stanford	1996–99

1997				
Last	First	Position	College	Years
Bradford	Vince	LB	Arkansas	1997
Bronson	Zack	FS	McNeese State	1997–2003

1998				
Last	First	Position	College	Years
Blevins	Tony	FS	Kansas	1998
Hobgood–Chittick	Nate	DT	North Carolina	2000
Richey	Wade	K	LSU	1998–2000

1999				
Last	First	Position	College	Years
Dercher	Dan	T	Kansas	1999–2000
Garcia	Jeff	QB	San Jose State	1999–2003
Ledford	Dwayne	C	East Carolina	2000, 2003
Stanley	Chad	P	Stephen F. Austin	1999–2000
Wesley	Joe	LB	LSU	1999
Zelenka	Joe	LS	Wake Forest	1999

2000				
Last	First	Position	College	Years
Dunlap	London	DE	Texas Christian	2000
Dupree	Terrence	TE	Duke	2000
Heard	Ronnie	SS	Mississippi	2000–04
Killings	Cedric	DT	Carson–Newman	2000
Lewis	Jonas	RB	San Diego State	2000–01
Thomas	Edward	OLB	Georgia Southern	2000

2001				
Last	First	Position	College	Years
Baker	Jason	P	Iowa	2001–02
Blades	Al	DB	Miami	2001
Costa	Dave	G	Wisconsin	2001
Elam	Shane	OLB	Mississippi	2001
McCurley	Jeff	C	Pittsburgh	2001
Ray	Ricky	QB	Sacramento State	2001
Schlecht	John	DT	Minnesota	2001
Stephenson	Milford	T	Kansas State	2001
Stewart	Quincy	ILB	Louisiana Tech	2001–02

2002				
Last	First	Position	College	Years
Moore	Brandon	ILB	Oklahoma	2002–07
Osika	Craig	G	Indiana	2002
Robertson	Jamal	RB	Ohio Northern	2002–04
Strong	Frank	OLB	USC	2002

2003				
Last	First	Position	College	Years
Carpenter	Dwaine	FS	North Carolina A&T	2003–05

2004				
Last	First	Position	College	Years
Adams	Mike	FS	Delaware	2004–06
Cooper	Josh	DE	Mississippi	2004
Fleck	P.J.	WR	Northern Illinois	2004
Reed	Rayshun	DB	Troy	2004

2005				
Last	First	Position	College	Years
Amey	Otis	WR	Sacramento State	2005
Dahl	Harvey	G	Nevada	2005
Thornburg	Jeremy	FS	Northern Arizona	2005

2009				
Last	First	Position	College	Years
Miller	Brit	FB	Illinois	2009
Briggs	Diyral	OLB	Bowling Green	2009
Walker	Derek	DE	Illinois	2009

2010				
Last	First	Position	College	Years
Brock	Tramaine	CB	Belhaven	2010–16
Joseph	Alex	LB	Temple	2010
Kristick	Keaton	LB	Oregon State	2010
Maragos	Chris	DB	Wisconsin	2010
Tukuafu	Will	DE	Oregon	2010–13

2011				
Last	First	Position	College	Years
Bogan	Dontavia	WR	South Florida	2011
Dobbs	Demarcus	DE	Georgia	2011–14
Hastings	Joe	WR	Washburn	2011
Tolzien	Scott	QB	Wisconsin	2011–12
Williams	Ian	NT	Notre Dame	2011–16

2012				
Last	First	Position	College	Years
Celek	Garrett	TE	Michigan State	2012–19
Hampton	Jewel	RB	Southern Illinois	2012–13
Jerod–Eddie	Tony	DT	Texas A&M	2012–16

2013				
Last	First	Position	College	Years
McDermott	Kevin	LS	UCLA	2013
Morris	Darryl	CB	Texas State	2013

2014				
Last	First	Position	College	Years
Cleveland	Asante	TE	Miami	2014
Farrell	Dillon	G/C	New Mexico	2014
McCray	L.J.	S	Catawba	2014–15

2015				
Last	First	Position	College	Years
Easton	Nick	C	Harvard	2015
Hayne	Jarryd	RB	No College	2015
White	DeAndrew	WR	Alabama	2015

2017				
Last	First	Position	College	Years
Bolden Jr.	Victor	WR	Oregon State	2017–18
Bourne	Kendrick	WR	Eastern Washington	2017–20
Breida	Matt	RB	Georgia Southern	2017–19
Hikutini	Cole	TE	Louisville	2017
Jerome	Lorenzo	DB	Saint Francis (PA)	2017
Mabin	Greg	DB	Iowa	2017–18
Magnuson	Erik	OLB	Michigan	2017–18
Williams Jr.	Darrell	OL	Western Kentucky	2017

2018				
Last	First	Position	College	Years
Dwelley	Ross	TE	San Diego	2018–23
Igwebuike	Godwin	DE	Northwestern	2018
Toran	Najee	OL	UCLA	2018
Wilson Jr.	Jeff	RB	North Texas	2018–22

2019				
Last	First	Position	College	Years
Al–Shaair	Azeez	LB	Florida Atlantic	2019–22
Givens	Kevin	DL	Penn State	2019–Current
Helm	Daniel	TE	Duke	2019–20
McLaughlin	Chase	K	Illinois	2019

2020				
Last	First	Position	College	Years
Daniels	Darrion	DL	Nebraska	2020
Hasty	JaMycal	RB	Baylor	2020–21

2022				
Last	First	Position	College	Years
Mason	Jordan	RB	Georgia Tech	2022–Current

*Players acquired by the 49ers that were undrafted rookie free agents and appeared on the 53–man roster during their respective rookie season.

49ERS STARTERS

1950

Offense
 LE 51 Gordy Soltau
 52 Hal Shoener
 59 Alex Loyd
 LT 41 Don Campora
 40 Harley Dow
 LG 37 Homer Hobbs
 42 Leo Nomellini
 C 23 Bill Johnson
 RG 33 Bruno Banducci
 31 Charles Shaw
 RT 46 Clay Matthews
 43 Ray Collins
 RE 53 Alyn Beals
 QB 63 Frank Albert
 LHB 83 Sam Cathcart
 93 Jim Cason
 82 Emil Sitko
 RHB 91 John Strzykalski
 FB 74 Joe Perry
 72 Norm Standlee

Defense
 LE 52 Hal Shoener
 LT 42 Leo Nomellini
 MG 34 Visco Grgich
 RT 43 Ray Collins
 RE 54 Gail Bruce
 LLB 71 Verl Lillywhite
 MLB 22 Pete Wismann
 RLB 72 Norm Standlee
 73 Don Burke
 LW 83 Sam Cathcart
 RW 92 Lowell Wagner
 S 62 Jim Powers

1951

Offense
 LE 51 Gordy Soltau
 53 Alyn Beals
 LT 43 Ray Collins
 42 Leo Nomellini
 LG 37 Nick Feher
 38 Don Burke
 C 23 Bill Johnson
 RG 33 Bruno Banducci
 RT 42 Leo Nomellini
 43 Ray Collins
 RE 58 Billy Wilson
 53 Alyn Beals
 QB 63 Frank Albert
 64 Y.A. Tittle
 LHB 81 Verl Lillywhite
 RHB 91 John Strzykalski
 88 Pete Schabarum
 FB 74 Joe Perry
 72 Norm Standlee

Defense
 LE 47 Ed Henke
 LT 43 Ray Collins
 42 Leo Nomellini
 MG 34 Visco Grgich
 45 Al Carapella
 32 Bob Downs

RT 42 Leo Nomellini
 43 Ray Collins
 RE 54 Gail Bruce
 LLB 72 Norm Standlee
 62 Jim Powers
 MLB 73 Hardy Brown
 RLB 22 Pete Wismann
 81 Verl Lillywhite
 38 Don Burke
 LW 62 Jim Powers
 83 Rex Berry
 RW 92 Lowell Wagner
 S 93 Jim Cason

1952

Offense
 LE 82 Gordy Soltau
 85 Bill Jessup
 24 J.R. Boone
 LT 62 Bob Toneff
 LG 69 Jerry Smith
 67 Nick Feher
 C 53 Bill Johnson
 52 Pete Wismann
 RG 63 Bruno Banducci
 RT 73 Leo Nomellini
 RE 84 Billy Wilson
 QB 13 Frank Albert
 14 Y.A. Tittle
 LHB 22 Joe Arenas
 24 J.R. Boone
 82 Gordy Soltau
 RHB 39 Hugh McElhenny
 FB 34 Joe Perry

Defense
 LE 89 Ed Henke
 LT 73 Leo Nomellini
 MG 68 Bob Momsen
 64 Visco Grgich
 RT 75 Al Carapella
 RE 83 Pat O'Donahue
 87 Charlie Powell
 LLB 15 Jim Powers
 MLB 33 Hardy Brown
 RLB 68 Don Burke
 LW 23 Rex Berry
 RW 42 Lowell Wagner
 S 43 Jim Cason
 28 Sam Cathcart

1953

Offense
 LE 82 Gordy Soltau
 LT 64 Doug Hogland
 77 Hal Miller
 LG 69 Jerry Smith
 C 53 Bill Johnson
 RG 63 Bruno Banducci
 RT 79 Bob St.Clair
 RE 84 Billy Wilson
 QB 14 Y.A. Tittle
 15 Jim Powers
 LHB 22 Joe Arenas
 RHB 39 Hugh McElhenny

FB 34 Joe Perry
Defense
 LE 83 Clay Matthews
 87 Charlie Powell
 89 Bob Van Doren
 LT 73 Leo Nomellini
 MG 62 Art Michalik
 RT 75 Al Carapella
 RE 87 Charlie Powell
 89 Bob Van Doren
 LLB 36 John Morton
 66 Don Burke
 MLB 33 Hardy Brown
 RLB 54 Jack Manley
 LH 23 Rex Berry
 RH 42 Lowell Wagner
 22 Joe Arenas
 S 45 Fred Bruney
 15 Jim Powers

1954

Offense
 LE 82 Gordy Soltau
 85 Bill Jessup
 LT 64 Doug Hogland
 LG 67 Nick Feher
 C 53 Bill Johnson
 56 Pete Brown
 RG 63 Bruno Banducci
 65 Ted Connolly
 RT 79 Bob St.Clair
 RE 84 Billy Wilson
 QB 14 Y.A. Tittle
 43 Jim Cason
 LHB 35 John H. Johnson
 22 Joe Arenas
 RHB 39 Hugh McElhenny
 85 Bill Jessup
 FB 34 Joe Perry

Defense
 LE 83 Clay Matthews
 LT 73 Leo Nomellini
 MG 75 Al Carapella
 62 Art Michalik
 69 Bob Hantla
 RT 76 Marion Campbell
 75 Al Carapella
 RE 86 Jackson Brumfield
 LLB 33 Hardy Brown
 48 Billy Mixon
 56 Pete Brown
 RLB 74 Bob Toneff
 48 Billy Mixon
 66 Don Burke
 LW 23 Rex Berry
 44 Pete Schabarum
 85 Bill Jessup
 RW 22 Joe Arenas
 44 Pete Schabarum
 LS 25 John Williams
 RS 43 Jim Cason
 22 Joe Arenas

1955

Offense
 LE 82 Gordy Soltau
 27 Carroll Hardy
 LT 73 Leo Nomellini
 LG 64 Doug Hogland
 65 Eldred Kraemer
 C 53 Bill Johnson
 RG 68 Lou Palatella
 63 Ed Sharkey
 RT 79 Bob St.Clair
 RE 84 Billy Wilson
 QB 14 Y.A. Tittle
 LHB 22 Joe Arenas
 35 John H. Johnson
 47 Dicky Moegle
 39 Hugh McElhenny
 RHB 39 Hugh McElhenny
 27 Carroll Hardy
 22 Joe Arenas
 FB 34 Joe Perry
 32 Lem Harkey

Defense
 LE 83 Clay Matthews
 LT 74 Bob Toneff
 75 Al Carapella
 MG 75 Al Carapella
 69 Bob Hantla
 86 Tom Stolhandske
 RT 76 Marion Campbell
 RE 87 Charlie Powell
 86 Tom Stolhandske
 LLB 55 Matt Hazeltine
 54 Ed Beatty
 33 Hardy Brown
 RLB 33 Hardy Brown
 69 Bob Hantla
 LW 40 George Maderos
 57 Paul Carr
 35 John H. Johnson
 RW 49 Bob Luna
 35 John H. Johnson
 LS 23 Rex Berry
 RS 47 Dicky Moegle
 49 Bob Luna
 42 Ernie Smith

1956

Offense
 LE 82 Gordy Soltau
 86 Clyde Conner
 LT 78 Bob Cross
 75 Ed Henke
 LG 74 Bob Toneff
 64 Ed Sharkey
 64 Ted Connolly
 68 Lou Palatella
 C 53 Bill Johnson
 52 George Morris
 RG 75 Ed Henke
 74 Bob Toneff
 64 Ted Connolly
 68 Lou Palatella
 RT 79 Bob St.Clair

RE 84 Billy Wilson
 QB 14 Y.A. Tittle
 11 Earl Morrall
 LHB 39 Hugh McElhenny
 47 Dicky Moegle
 RHB 22 Joe Arenas
 35 John H. Johnson
 85 Bill Jessup
 FB 34 Joe Perry
 35 John H. Johnson

Defense
 LE 77 Bruce Bosley
 LT 73 Leo Nomellini
 RT 72 Bill Herchman
 74 Bob Toneff
 RE 87 Charlie Powell
 75 Ed Henke
 LLB 50 Stan Sheriff
 64 Ed Sharkey
 50 Leo Rucka
 MLB 54 Ed Beatty
 76 John Gonzaga
 87 Charlie Powell
 65 Tony Sardisco
 RLB 55 Matt Hazeltine
 52 George Morris
 LW 40 George Maderos
 57 Paul Carr
 23 Rex Berry
 RW 57 Paul Carr
 42 Ernie Smith
 LS 23 Rex Berry
 27 Bob Holladay
 RS 47 Dicky Moegle
 45 Fred Bruney

1957

Offense
 LE 88 Clyde Conner
 82 Gordy Soltau
 39 Hugh McElhenny
 LT 78 Bob Cross
 LG 68 Lou Palatella
 77 Bruce Bosley
 C 53 Frank Morze
 RG 64 Ted Connolly
 68 Lou Palatella
 77 Bruce Bosley
 RT 79 Bob St.Clair
 70 Tom Dahms
 76 John Gonzaga
 RE 84 Billy Wilson
 82 Gordy Soltau
 QB 14 Y.A. Tittle
 12 John Brodie
 LHB 39 Hugh McElhenny
 34 Joe Perry
 RHB 27 R.C. Owens
 FB 32 Gene Babb
 34 Joe Perry
 35 Larry Barnes
Defense
 LE 75 Ed Henke
 LT 73 Leo Nomellini

RT 72 Bill Herchman
 RE 74 Bob Toneff
 LLB 55 Matt Hazeltine
 54 Marv Matuszak
 50 Stan Sheriff
 MLB 54 Marv Matuszak
 52 Karl Rubke
 RLB 87 Charlie Powell
 55 Matt Hazeltine
 LW 24 J.D. Smith
 57 Paul Carr
 RW 20 Bill Stits
 LS 40 Bob Holladay
 42 Jim Ridlon
 44 Val Joe Walker
 RS 47 Dicky Moegle
 44 Val Joe Walker

1958

Offense
 LE 88 Clyde Conner
 LT 78 Bob Cross
 76 John Gonzaga
 LG 77 Bruce Bosley
 68 Lou Palatella
 C 58 Walt Yowarsky
 53 Frank Morze
 52 Karl Rubke
 68 Lou Palatella
 RG 64 Ted Connolly
 66 John Wittenborn
 RT 79 Bob St.Clair
 RE 84 Billy Wilson
 82 Gordy Soltau
 87 Fred Dugan
 QB 12 John Brodie
 14 Y.A. Tittle
 LHB 39 Hugh McElhenny
 RHB 27 R.C. Owens
 FB 34 Joe Perry
Defense
 LE 75 Ed Henke
 LT 73 Leo Nomellini
 MG 52 Karl Rubke
 57 Dennit Morris
 RT 72 Bill Herchman
 RE 74 Bob Toneff
 LLB 54 Marv Matuszak
 50 Jerry Tubbs
 66 John Wittenborn
 RLB 55 Matt Hazeltine
 LH 80 Jerry Mertens
 RH 20 Bill Stits
 LS 42 Jim Ridlon
 29 Bill Atkins
 RS 29 Bill Atkins
 47 Dicky Moegle
 42 Jim Ridlon

1959

Offense
 LE 88 Clyde Conner
 87 Fred Dugan
 27 R.C. Owens
 47 Dicky Moegle
 LT 78 John Thomas
 76 John Gonzaga
 LG 77 Bruce Bosley

66 John Wittenborn
 C 53 Frank Morze
 52 Karl Rubke
 RG 64 Ted Connolly
 RT 79 Bob St.Clair
 RE 84 Billy Wilson
 QB 14 Y.A. Tittle
 12 John Brodie
 LHB 24 J.D. Smith
 39 Hugh McElhenny
 RHB 39 Hugh McElhenny
 27 R.C. Owens
 87 Fred Dugan
 24 J.D. Smith
 FB 34 Joe Perry
 28 C.R. Roberts

Defense

LE 75 Ed Henke
 LT 73 Leo Nomellini
 RT 63 Monte Clark
 74 Henry Schmidt
 72 Bill Herchman
 RE 70 Charlie Krueger
 LLB 33 Clancy Osborne
 52 Karl Rubke
 MLB 50 Jerry Tubbs
 RLB 55 Matt Hazeltine
 LH 80 Jerry Mertens
 RH 40 Abe Woodson
 LS 25 Dave Baker
 RS 44 Eddie Dove

1960

Offense
 LE 88 Clyde Conner
 LT 78 John Thomas
 63 Monte Clark
 LG 77 Bruce Bosley
 C 53 Frank Morze
 52 Karl Rubke
 RG 62 Mike Magac
 64 Ted Connolly
 RT 79 Bob St.Clair
 76 Len Rohde
 RE 85 Monty Stickles
 87 Dee Mackey
 QB 12 John Brodie
 14 Y.A. Tittle
 LHB 39 Hugh McElhenny
 24 J.D. Smith
 RHB 27 R.C. Owens
 39 Hugh McElhenny
 FB 24 J.D. Smith
 28 C.R. Roberts

Defense

LE 86 Dan Colchico
 63 Monte Clark
 LT 73 Leo Nomellini
 74 Henry Schmidt
 RT 63 Monte Clark
 53 Frank Morze
 RE 70 Charlie Krueger
 LLB 83 Gordon Kelley
 33 Clancy Osborne
 MLB 54 Bob Harrison
 75 Ed Henke
 RLB 55 Matt Hazeltine
 75 Ed Henke

LH 80 Jerry Mertens
 RH 40 Abe Woodson
 LS 25 Dave Baker
 42 Jim Ridlon
 RS 44 Eddie Dove

1961

Offense

LE 89 Aaron Thomas (6)
 88 Clyde Conner (5)
 LT 78 John Thomas (14)
 LG 77 Bruce Bosley (14)
 C 53 Frank Morze (14)
 RG 64 Ted Connolly (14)
 RT 79 Bob St.Clair (12)
 76 Len Rohde (2)
 RE 85 Monty Stickles (14)
 QB 12 John Brodie (14)
 LHB 24 J.D. Smith (12)
 40 Abe Woodson (2)
 RHB 27 R.C. Owens (13)
 FB 32 C.R. Roberts.(10)

Defense

LE 86 Dan Colchico (14)
 LT 73 Leo Nomellini (14)
 RT 63 Monte Clark (8)
 70 Charlie Krueger (5)
 RE 70 Charlie Krueger (9)
 60 Roland Lakes (5)
 LLB 83 Gordon Kelley (14)
 33 Clancy Osborne (5)
 MLB 54 Bob Harrison (10)
 66 Carlton Kammerer (4)
 RLB 55 Matt Hazeltine (14)
 LH 80 Jerry Mertens (10)
 40 Abe Woodson (4)
 RH 40 Abe Woodson (7)
 37 Jimmy Johnson (7)
 LS 25 Dave Baker (14)
 RS 44 Eddie Dove (14)

1962

Offense

LE 88 Clyde Conner (9)
 85 Monty Stickles (5)
 LT 60 Roland Lakes (8)
 78 John Thomas (6)
 LG 62 Mike Magac (14)
 C 77 Bruce Bosley (9)
 52 Karl Rubke (5)
 RG 64 Ted Connolly (11)
 72 Leon Donohue (3)
 RT 79 Bob St.Clair (7)
 76 Len Rohde (5)
 RE 85 Monty Stickles (9)
 30 Bernie Casey (5)
 QB 12 John Brodie (14)
 LHB 17 Billy Kilmer (10)
 24 J.D. Smith (1)
 35 Bobby Gaiters (1)
 33 Jim Vollenweider (1)
 88 Clyde Conner (1)
 RHB 37 Jimmy Johnson (7)
 30 Bernie Casey (6)
 FB 24 J.D. Smith (13)
Defense
 LE 86 Dan Colchico (14)
 LT 73 Leo Nomellini (14)

RT 70 Charlie Krueger (13)
 RE 74 Clark Miller (11)
 75 John Mellekus (1)
 LLB 54 Ed Pine (12)
 MLB 78 John Thomas (7)
 66 Carlton Kammerer (7)
 RLB 55 Matt Hazeltine (14)
 LH 80 Jerry Mertens (10)
 45 Elbert Kimbrough (3)
 RH 40 Abe Woodson (14)
 LS 45 Elbert Kimbrough (6)
 42 Jim Ridlon (6)
 80 Jerry Mertens (2)
 RS 44 Eddie Dove (10)
 29 Dale Messer (4)

1963

Offense

LE 88 Clyde Conner (9)
 37 Jimmy Johnson (2)
 30 Bernie Casey (2)
 LT 76 Len Rohde (14)
 LG 78 John Thomas (12)
 77 Bruce Bosley (2)
 C 77 Bruce Bosley (7)
 52 Karl Rubke (7)
 RG 72 Leon Donohue (14)
 RT 79 Bob St.Clair (14)
 RE 85 Monty Stickles (8)
 84 Gary Knafelc (9)
 QB 17 Lamar McHan (6)
 12 John Brodie (3)
 11 Bobby Waters (2)
 LHB 42 Don Lisbon (8)
 32 Lloyd Winston (3)
 RHB 30 Bernie Casey (10)
 FB 24 J.D. Smith (13)

Defense

LE 86 Dan Colchico (14)
 LT 70 Charlie Krueger (7)
 73 Leo Nomellini (6)
 RT 60 Roland Lakes (13)
 RE 74 Clark Miller (14)
 LLB 54 Ed Pine (14)
 MLB 53 Mike Dowdle (13)
 RLB 55 Matt Hazeltine (13)
 LH 39 Kermit Alexander (11)
 RH 40 Abe Woodson (13)
 LS 45 Elbert Kimbrough (11)
 RS 37 Jim Johnson (11)
 39 Kermit Alexander (3)

1964

Offense

LE 81 Dave Parks (14)
 LT 76 Len Rohde (14)
 LG 78 John Thomas (14)
 C 77 Bruce Bosley (14)
 RG 72 Leon Donohue (14)
 RT 67 Walter Rock (14)
 RE 85 Monty Stickles (14)
 QB 12 John Brodie (12)
 10 George Mira (2)
 LHB 30 Bernie Casey (7)
 42 Don Lisbon (4)
 17 Billy Kilmer (3)
 RHB 30 Bernie Casey (6)
 43 Dave Kopay (5)

42 Don Lisbon (2)
 FB 38 Mike Lind (10)
 22 Gary Lewis (3)

Defense

LE 86 Dan Colchico (11)
 52 Karl Rubke (3)
 LT 70 Charlie Krueger (14)
 RT 60 Roland Lakes (14)
 RE 74 Clark Miller (12)
 LLB 64 Dave Wilcox (9)
 54 Ed Pine (4)
 MLB 53 Mike Dowdle (14)
 RLB 55 Matt Hazeltine (14)
 LH 37 Jim Johnson (14)
 RH 40 Abe Woodson (7)
 48 Ben Scotti (7)
 LS 45 Elbert Kimbrough (13)
 39 Kermit Alexander (1)
 RS 39 Kermit Alexander (12)

1965

Offense

LE 81 Dave Parks (14)
 LT 76 Len Rohde (14)
 LG 78 John Thomas (14)
 C 77 Bruce Bosley (14)
 RG 68 Howard Mudd (14)
 RT 67 Walter Rock (14)
 RE 85 Monty Stickles (14)
 QB 12 John Brodie (13)
 10 George Mira (1)
 LHB 44 John David Crow (13)
 RHB 30 Bernie Casey (14)
 FB 40 Ken Willard (14)

Defense

LE 52 Karl Rubke (11)
 LT 70 Charlie Krueger (14)
 RT 60 Roland Lakes (13)
 RE 74 Clark Miller (14)
 LLB 64 Dave Wilcox (14)
 MLB 53 Mike Dowdle (11)
 50 Ed Beard (3)
 RLB 55 Matt Hazeltine (8)
 58 Jack Chapple (6)
 LH 37 Jim Johnson (14)
 RH 80 Jerry Mertens (13)
 39 Kermit Alexander (1)
 LS 45 Elbert Kimbrough (14)
 RS 39 Kermit Alexander (9)
 20 George Donnelly (5)

1966

Offense

LE 81 Dave Parks (14)
 LT 76 Len Rohde (14)
 LG 78 John Thomas (14)
 C 77 Bruce Bosley (14)
 RG 68 Howard Mudd (14)
 RT 67 Walter Rock (14)
 RE 85 Monty Stickles (14)
 QB 12 John Brodie (13)
 10 George Mira (1)
 HB 44 John David Crow (14)
 FB 40 Ken Willard (14)
 FL 30 Bernie Casey (13)
Defense
 LE 75 Jim Norton (11)
 80 Stan Hindman (3)

LT 70 Charlie Krueger (14)
 RT 60 Roland Lakes (14)
 RE 74 Clark Miller (14)
 LLB 64 Dave Wilcox (14)
 MLB 50 Ed Beard (14)
 RLB 55 Matt Hazeltine (12)
 LH 37 Jim Johnson (14)
 RH 39 Kermit Alexander (14)
 LS 45 Elbert Kimbrough (13)
 RS 20 George Donnelly (6)
 27 Alvin Randolph (5)

1967

Offense

LE 81 Dave Parks (9)
 83 Sonny Randle (5)
 LT 76 Len Rohde (14)
 LG 66 Elmer Collett (9)
 78 John Thomas (5)
 C 77 Bruce Bosley (14)
 RG 68 Howard Mudd (14)
 RT 67 Walter Rock (14)
 RE 85 Monty Stickers (8)
 89 Bob Windsor (6)
 QB 12 John Brodie (10)
 11 Steve Spurrier (2)
 10 George Mira (2)
 HB 44 John David Crow (14)
 FB 40 Ken Willard (14)
 FL 88 Dick Witcher (9)
 83 Sonny Randle (5)

Defense

LE 80 Stan Hindman (13)
 LT 70 Charlie Krueger (14)
 RT 60 Roland Lakes (13)
 RE 74 Clark Miller (13)
 LLB 64 Dave Wilcox (14)
 MLB 50 Ed Beard (14)
 RLB 55 Matt Hazeltine (12)
 LH 37 Jim Johnson (11)
 RH 39 Kermit Alexander (13)
 SS 45 Elbert Kimbrough (13)
 FS 35 Goose Gonsoulin (7)
 20 George Donnelly (6)

1968

Offense

LE 88 Dick Witcher (14)
 LT 76 Len Rohde (14)
 LG 66 Elmer Collett (14)
 C 77 Bruce Bosley (14)
 RG 68 Howard Mudd (14)
 RT 79 Cas Banaszek (14)
 RE 44 John David Crow (14)
 QB 12 John Brodie (14)
 RB 40 Ken Willard (14)
 RB 22 Gary Lewis (14)
 FL 85 Clifton McNeil (14)

Defense

LE 80 Stan Hindman (14)
 LT 70 Charlie Krueger (14)
 RT 60 Roland Lakes (14)
 RE 74 Clark Miller (14)
 LLB 64 Dave Wilcox (14)
 MLB 50 Ed Beard (14)
 RLB 55 Matt Hazeltine (14)
 LH 37 Jim Johnson (14)
 RH 39 Kermit Alexander (14)

SS 27 Alvin Randolph (14)
 FS 30 Johnny Fuller (10)
 32 Mel Phillips (3)

1969

Offense

LE 18 Gene Washington (14)
 LT 76 Len Rohde (14)
 LG 66 Elmer Collett (14)
 C 75 Forrest Blue (14)
 RG 69 Woody Peoples (14)
 RT 79 Cas Banaszek (14)
 RE 89 Bob Windsor (14)
 QB 11 Steve Spurrier (8)
 12 John Brodie (6)
 RB 40 Ken Willard (13)
 RB 42 Doug Cunningham (13)
 FL 88 Dick Witcher (7)
 85 Clifton McNeil (7)

Defense

LE 80 Stan Hindman (10)
 74 Earl Edwards (4)
 LT 70 Charlie Krueger (14)
 RT 60 Roland Lakes (14)
 RE 72 Bill Belk (12)
 LLB 64 Dave Wilcox (14)
 MLB 57 Frank Nunley (10)
 50 Ed Beard (4)
 RLB 52 Skip Vanderbundt (12)
 LH 37 Jim Johnson (14)
 RH 39 Kermit Alexander (12)
 SS 27 Alvin Randolph (11)
 FS 32 Mel Phillips (9)
 25 Roosevelt Taylor (5)

1970

Offense

WR 88 Dick Witcher (10)
 85 Preston Riley (4)
 LT 76 Len Rohde (14)
 LG 65 Randy Beisler (12)
 C 75 Forrest Blue (14)
 RG 69 Woody Peoples (14)
 RT 79 Cas Banaszek (12)
 TE 89 Bob Windsor (14)
 WR 18 Gene Washington (13)
 QB 12 John Brodie (14)
 RB 40 Ken Willard (14)
 RB 42 Doug Cunningham (12)

Defense

LE 53 Tommy Hart (14)
 LT 70 Charlie Krueger (14)
 RT 60 Roland Lakes (14)
 RE 72 Bill Belk (10)
 86 Cedrick Hardman (4)
 LLB 64 Dave Wilcox (14)
 MLB 57 Frank Nunley (14)
 RLB 52 Skip Vanderbundt (12)
 LCB 37 Jim Johnson (14)
 RCB 44 Bruce Taylor (13)
 SS 32 Mel Phillips (14)
 FS 43 Windlan Hall (14)

1971

Offense

WR 88 Dick Witcher (14)
 LT 76 Len Rohde (14)

LG 65 Randy Beisler (14)
 C 75 Forrest Blue (14)
 RG 69 Woody Peoples (14)
 RT 79 Cas Banaszek (14)
 TE 82 Ted Kwalick (14)
 WR 18 Gene Washington (14)
 QB 12 John Brodie (14)
 RB 40 Ken Willard (14)
 RB 22 Vic Washington (13)

Defense

LE 53 Tommy Hart (14)
 LT 70 Charlie Krueger (10)
 80 Stan Hindman (4)
 RT 74 Earl Edwards (14)
 RE 86 Cedrick Hardman (13)
 LLB 64 Dave Wilcox (14)
 MLB 57 Frank Nunley (14)
 RLB 52 Skip Vanderbundt (14)
 LCB 37 Jim Johnson (14)
 RCB 44 Bruce Taylor (14)
 SS 32 Mel Phillips (11)
 23 Johnny Fuller (3)
 FS 25 Roosevelt Taylor (11)

1972

Offense

WR 18 Gene Washington (14)
 LT 76 Len Rohde (14)
 LG 65 Randy Beisler (14)
 C 75 Forrest Blue (14)
 RG 69 Woody Peoples (14)
 RT 79 Cas Banaszek (13)
 TE 82 Ted Kwalick (14)
 WR 85 Preston Riley (9)
 88 Dick Witcher (5)
 QB 11 Steve Spurrier (11)
 12 John Brodie (3)
 RB 22 Vic Washington (13)
 RB 40 Ken Willard (11)
 35 Larry Schreiber (3)

Defense

LE 53 Tommy Hart (14)
 LT 70 Charlie Krueger (14)
 RT 74 Earl Edwards (12)
 RE 86 Cedrick Hardman (12)
 LLB 64 Dave Wilcox (14)
 MLB 57 Frank Nunley (9)
 50 Ed Beard (5)
 RLB 52 Skip Vanderbundt (14)
 LCB 37 Jim Johnson (14)
 RCB 44 Bruce Taylor (14)
 SS 32 Mel Phillips (14)
 FS 38 Mike Simpson (9)
 23 Johnny Fuller (5)

1973

Offense

WR 46 Dan Abramowicz (11)
 17 John Isenbarger (3)
 LT 76 Len Rohde (14)
 LG 67 John Watson (7)
 65 Randy Beisler (7)
 C 75 Forrest Blue (14)
 RG 69 Woody Peoples (14)
 RT 79 Cas Banaszek (9)
 67 John Watson (5)
 TE 82 Ted Kwalick (14)
 WR 18 Gene Washington (13)

QB 12 John Brodie (6)
 11 Steve Spurrier (5)
 19 Joe Reed (3)
 RB 22 Vic Washington (13)
 RB 40 Ken Willard (9)
 35 Larry Schreiber (4)

Defense

LE 53 Tommy Hart (14)
 LT 70 Charlie Krueger (14)
 RT 56 Bob Hoskins (13)
 RE 86 Cedrick Hardman (11)
 72 Bill Belk (3)
 LLB 64 Dave Wilcox (14)
 MLB 58 Jim Sniadecki (11)
 57 Frank Nunley (3)
 RLB 59 Willie Harper (11)
 52 Skip Vanderbundt (3)
 LCB 37 Jim Johnson (13)
 RCB 44 Bruce Taylor (11)
 49 Ralph McGill (3)
 SS 32 Mel Phillips (14)
 FS 38 Mike Simpson (7)
 43 Windlan Hall (5)

1974

Offense

WR 18 Gene Washington (14)
 LT 76 Len Rohde (14)
 LG 67 John Watson (12)
 C 75 Forrest Blue (12)
 RG 69 Woody Peoples (9)
 65 Randy Beisler (2)
 77 Jean Barrett (2)
 RT 79 Cas Banaszek (14)
 TE 84 Tom Mitchell (13)
 WR 46 Dan Abramowicz (14)
 QB 14 Tom Owen (7)
 19 Joe Reed (4)
 10 Dennis Morrison (2)
 16 Norm Snead (1)
 RB 40 Wilbur Jackson (12)
 RB 35 Larry Schreiber (13)

Defense

LE 53 Tommy Hart (14)
 LT 72 Bill Belk (13)
 RT 56 Bob Hoskins (14)
 RE 86 Cedrick Hardman (14)
 LLB 64 Dave Wilcox (11)
 52 Skip Vanderbundt (3)
 MLB 57 Frank Nunley (13)
 RLB 59 Willie Harper (14)
 LCB 37 Jim Johnson (13)
 RCB 44 Bruce Taylor (8)
 49 Ralph McGill (10)
 SS 32 Mel Phillips (6)
 43 Windlan Hall (6)
 FS 43 Windlan Hall (6)
 20 Mike Holmes (6)

1975

Offense

WR 18 Gene Washington (14)
 LT 67 John Watson (12)
 LG 68 Bob Penchion (8)
 77 Jean Barrett (6)
 C 54 Bill Reid (13)
 RG 69 Woody Peoples (14)
 RT 79 Cas Banaszek (14)

TE 84 Tom Mitchell (12)
 WR 88 Terry Beasley (6)
 20 Mike Holmes (4)
 22 Bob Hayes (3)
 QB 16 Norm Snead (7)
 11 Steve Spurrier (6)
 14 Tom Owen (1)
 RB 24 Delvin Williams (12)
 RB 35 Larry Schreiber (14)

Defense

LE 53 Tommy Hart (14)
 LT 60 Bill Sandifer (14)
 RT 56 Bob Hoskins (12)
 RE 86 Cedrick Hardman (14)
 LLB 52 Skip Vanderbundt (14)
 MLB 57 Frank Nunley (14)
 RLB 50 Dave Washington (14)
 LCB 37 Jim Johnson (14)
 RCB 44 Bruce Taylor (11)
 SS 32 Mel Phillips (8)
 43 Windlan Hall (3)
 FS 49 Ralph McGill (9)
 43 Windlan Hall (5)

1976

Offense

WR 18 Gene Washington (14)
 LT 77 Jean Barrett (14)
 LG 65 Steve Lawson (13)
 C 62 Randy Cross (12)
 67 John Watson (4)
 RG 61 Andy Maurer (8)
 67 John Watson (6)
 RT 79 Cas Banaszek (8)
 71 Keith Fahnhorst (6)
 TE 84 Tom Mitchell (14)
 WR 87 Jim Lash (7)
 81 Willie McGee (6)
 QB 16 Jim Plunkett (12)
 19 Scott Bull (2)
 RB 24 Delvin Williams (14)
 RB 40 Wilbur Jackson (14)

Defense

LE 53 Tommy Hart (14)
 LT 74 Jimmy Webb (14)
 RT 72 Cleveland Elam (14)
 RE 86 Cedrick Hardman (11)
 LLB 52 Skip Vanderbundt (14)
 MLB 57 Frank Nunley (12)
 RLB 50 Dave Washington (14)
 LCB 37 Jim Johnson (13)
 RCB 44 Bruce Taylor (13)
 SS 32 Mel Phillips (13)
 FS 49 Ralph McGill (10)
 23 Bruce Rhodes (3)

1977

Offense

WR 18 Gene Washington (14)
 LT 77 Jean Barrett (14)
 LG 65 Steve Lawson (13)
 C 51 Randy Cross (14)
 RG 69 Woody Peoples (14)
 RT 71 Keith Fahnhorst (14)
 TE 84 Tom Mitchell (13)
 WR 83 Kenny Harrison (10)
 QB 16 Jim Plunkett (14)
 RB 40 Wilbur Jackson (14)

RB	24	Delvin Williams (14)
Defense		
LE	53	Tommy Hart (14)
LT	74	Jimmy Webb (13)
RT	72	Cleveland Elam (14)
RE	86	Cedrick Hardman (14)
LLB	52	Skip Vanderbundt (9)
	59	Willie Harper (5)
MLB	55	Bruce Elia (7)
	52	Skip Vanderbundt (5)
	54	Ed Bradley (2)
RLB	50	Dave Washington (10)
	59	Willie Harper (4)
LCB	42	Anthony Leonard (13)
RCB	44	Bruce Taylor (14)
SS	32	Mel Phillips (14)
FS	49	Ralph McGill (13)

1978

Offense		
WR	84	Elmo Boyd (7)
	83	Kenny Harrison (6)
	80	Terry LeCount (3)
LT	67	Ron Singleton (8)
	68	John Ayers (8)
LG	65	Ernie Hughes (11)
	68	John Ayers (4)
C	51	Randy Cross (9)
	56	Fred Quillan (7)
RG	62	Walt Downing (14)
RT	71	Keith Fahnhorst (15)
TE	81	Ken MacAfee (13)
WR	88	Freddie Solomon (14)
QB	17	Steve DeBerg (11)
	19	Scott Bull (5)
RB	32	O.J. Simpson (10)
	36	Paul Hofer (6)
RB	33	Greg Boykin (8)
	38	Bob Ferrell (8)

Defense		
LE	78	Archie Reese (12)
	72	Cleveland Elam (4)
LT	74	Jimmy Webb (16)
RT	75	Ed Galigher (15)
RE	86	Cedrick Hardman (16)
LLB	50	Joe Harris (16)
MLB	57	Dan Bunz (16)
RLB	54	Ed Bradley (15)
LCB	42	Anthony Leonard (10)
	49	Vern Roberson (4)
RCB	22	Eddie Lewis (16)
SS	24	Chuck Crist (9)
	26	Bob Jury (7)
FS	49	Vern Roberson (9)
	24	Chuck Crist (6)

1979

Offense		
WR	88	Freddie Solomon (8)
	87	Dwight Clark (4)
LT	67	Ron Singleton (15)
LG	68	John Ayers (16)
C	56	Fred Quillan (16)
RG	51	Randy Cross (16)
RT	71	Keith Fahnhorst (16)
TE	81	Ken MacAfee (12)
WR	84	Mike Shumann (14)
QB	17	Steve DeBerg (15)

	16	Joe Montana (1)
RB	32	O.J. Simpson (8)
	36	Paul Hofer (7)
RB	40	Wilbur Jackson (15)
Defense		
LE	78	Archie Reese (16)
LT	75	Ted Vincent (15)
RT	74	Jimmy Webb (15)
RE	86	Cedrick Hardman (11)
	76	Dwaine Board (5)
LLB	55	Scott Hilton (6)
	52	Jeff McIntyre (3)
	54	Bob Martin (2)
	50	Ron Shumon (2)
MLB	57	Dan Bunz (12)
RLB	59	Willie Harper (16)
LCB	28	Charles Cornelius (14)
RCB	29	Gerard Williams (14)
SS	30	Tim Gray (15)
FS	27	Tony Dungy (7)
	46	Melvin Morgan (5)
	22	Dwight Hicks (4)

1980

Offense		
WR	87	Dwight Clark (12)
LT	67	Ron Singleton (15)
LG	68	John Ayers (16)
C	56	Fred Quillan (16)
RG	51	Randy Cross (16)
RT	71	Keith Fahnhorst (16)
TE	86	Charle Young (15)
WR	88	Freddie Solomon (12)
	89	James Owens (4)
QB	17	Steve DeBerg (9)
	16	Joe Montana (7)
RB	36	Paul Hofer (6)
	47	Don Woods (5)
	35	Lenvil Elliott (3)
RB	49	Earl Cooper (16)
Defense		
<i>4 - 3 alignment—</i>		
<i>(Games 1 - 10, 13, 16)</i>		
LE	74	Jimmy Webb (5)
	79	Jim Stuckey (5)
	65	Lawrence Pillers (2)
LT	78	Archie Reese (12)
RT	75	Ted Vincent (10)
	65	Lawrence Pillers (2)
RE	74	Jimmy Webb (6)
	76	Dwaine Board (3)
	65	Lawrence Pillers (2)
LLB	59	Willie Harper (9)
	58	Keena Turner (2)
MLB	55	Scott Hilton (6)
	57	Dan Bunz (6)
RLB	52	Bobby Leopold (12)
LCB	46	Melvin Morgan (5)
	28	Charles Cornelius (5)
	29	Gerard Williams (1)
	26	Ray Rhodes (1)
RCB	44	Charles Johnson (10)
	26	Ray Rhodes (2)
SS	33	Ricky Churchman (11)
	26	Ray Rhodes (1)
FS	22	Dwight Hicks (12)

Defense		
<i>4 - 3 alignment—(Games 10, 16)</i>		
LE	79	Jim Stuckey (3)
LT	78	Archie Reese (3)
RT	65	Lawrence Pillers (2)
	76	Dwaine Board (1)
RE	74	Jimmy Webb (3)
LLB	64	Jack Reynolds (2)
	59	Willie Harper (1)
MLB	54	Craig Puki (1)
	52	Bobby Leopold (1)
	64	Jack Reynolds (1)
RLB	58	Keena Turner (1)
	59	Willie Harper (1)
	52	Bobby Leopold (1)
LCB	42	Ronnie Lott (3)
RCB	21	Eric Wright (3)
SS	27	Carlton Williamson (3)
FS	22	Dwight Hicks (3)

**switched to 3 - 4 alignment—*

<i>(Games 11, 12, 14, 15)</i>		
LE	79	Jim Stuckey (4)
NT	78	Archie Reese (4)
RE	65	Lawrence Pillers (4)
LOLB	59	Willie Harper (2)
	58	Keena Turner (2)
LILB	57	Dan Bunz (4)
RILB	50	Terry Tautolo (3)
	55	Scott Hilton (1)
ROLB	52	Bobby Leopold (3)
	50	Terry Tautolo (1)
LCB	26	Ray Rhodes (3)
	28	Charles Cornelius (1)
RCB	44	Charles Johnson (4)
SS	33	Ricky Churchman (4)
FS	22	Dwight Hicks (4)

1981

Offense		
WR	87	Dwight Clark (16)
LT	61	Dan Audick (16)
LG	68	John Ayers (16)
C	56	Fred Quillan (16)
RG	51	Randy Cross (16)
RT	71	Keith Fahnhorst (16)
TE	86	Charle Young (16)
WR	88	Freddie Solomon (15)
QB	16	Joe Montana (16)
RB	32	Ricky Patton (16)
RB	49	Earl Cooper (11)
	38	Johnny Davis (4)

Defense		
<i>3 - 4 alignment—(14 games)</i>		
LE	79	Jim Stuckey (13)
NT	78	Archie Reese (13)
RE	76	Dwaine Board (11)
LOLB	59	Willie Harper (13)
LILB	57	Dan Bunz (8)
	64	Jack Reynolds (4)
RILB	64	Jack Reynolds (9)
	54	Craig Puki (4)
ROLB	58	Keena Turner (13)
LCB	42	Ronnie Lott (13)
RCB	21	Eric Wright (13)
SS	27	Carlton Williamson (13)
FS	22	Dwight Hicks (13)

Defense		
<i>4 - 3 alignment—(Games 10, 16)</i>		
LE	79	Jim Stuckey (3)
LT	78	Archie Reese (3)
RT	65	Lawrence Pillers (2)
	76	Dwaine Board (1)
RE	74	Jimmy Webb (3)
LLB	64	Jack Reynolds (2)
	59	Willie Harper (1)
MLB	54	Craig Puki (1)
	52	Bobby Leopold (1)
	64	Jack Reynolds (1)
RLB	58	Keena Turner (1)
	59	Willie Harper (1)
	52	Bobby Leopold (1)
LCB	42	Ronnie Lott (3)
RCB	21	Eric Wright (3)
SS	27	Carlton Williamson (3)
FS	22	Dwight Hicks (3)

1982

Offense		
WR	87	Dwight Clark (8)
LT	78	Lindsey Mason (8)
LG	68	John Ayers (8)
C	56	Fred Quillan (9)
RG	51	Randy Cross (8)
RT	71	Keith Fahnhorst (9)
TE	86	Charle Young (8)
WR	88	Freddie Solomon (6)
QB	16	Joe Montana (9)
RB	25	Jeff Moore (4)
	30	Bill Ring (1)
RB	49	Earl Cooper (5)
	30	Bill Ring (2)

Defense		
LE	79	Jim Stuckey (7)
	65	Lawrence Pillers (2)
NT	67	Pete Kugler (4)
	75	John Harty (4)
	65	Lawrence Pillers (1)
RE	75	John Harty (3)
	65	Lawrence Pillers (2)
	76	Dwaine Board (1)
	79	Jim Stuckey (1)
	67	Pete Kugler (1)
	72	Jeff Stover (1)
LOLB	59	Willie Harper (5)
	53	Milt McColl (2)
LILB	64	Jack Reynolds (8)
RILB	55	Bob Horn (6)
	57	Dan Bunz (2)
	64	Jack Reynolds (1)
ROLB	58	Keena Turner (9)
LCB	42	Ronnie Lott (9)
RCB	21	Eric Wright (7)
SS	27	Carlton Williamson (8)
FS	22	Dwight Hicks (9)

1983

Offense		
WR	87	Dwight Clark (12)
LT	77	Bubba Paris (16)
LG	68	John Ayers (16)
C	56	Fred Quillan (15)
RG	51	Randy Cross (15)
RT	71	Keith Fahnhorst (16)
TE	81	Russ Francis (14)
WR	88	Freddie Solomon (11)
QB	16	Joe Montana (16)
RB	26	Wendell Tyler (15)
RB	33	Roger Craig (12)
	30	Bill Ring (4)

Defense		
LE	65	Lawrence Pillers (13)
NT	67	Pete Kugler (16)
RE	76	Dwaine Board (13)
LOLB	59	Willie Harper (16)
LILB	50	Riki Ellison (14)
RILB	64	Jack Reynolds (13)
ROLB	58	Keena Turner (14)
LCB	42	Ronnie Lott (12)
RCB	21	Eric Wright (15)
SS	27	Carlton Williamson (8)
	24	Rick Gervais (5)
	45	Bobby Leopold (2)
FS	22	Dwight Hicks (15)

1984

Offense		
WR	87	Dwight Clark (15)
LT	77	Bubba Paris (15)
LG	68	John Ayers (16)
C	56	Fred Quillan (16)
RG	51	Randy Cross (16)
RT	71	Keith Fahnhorst (15)
TE	89	Earl Cooper (8)
	81	Russ Francis (7)
WR	88	Freddie Solomon (13)
QB	16	Joe Montana (15)
	6	Matt Cavanaugh (1)
RB	26	Wendell Tyler (15)
RB	33	Roger Craig (16)

Defense		
LE	79	Jim Stuckey (7)
	65	Lawrence Pillers (7)
NT	78	Manu Tuiaosopo (16)
RE	76	Dwaine Board (16)
LOLB	57	Dan Bunz (16)
LILB	50	Riki Ellison (16)
RILB	64	Jack Reynolds (14)
ROLB	58	Keena Turner (16)
LCB	42	Ronnie Lott (8)
	29	Mario Clark (6)
	22	Dwight Hicks (1)
	49	Jeff Fuller (1)
RCB	21	Eric Wright (14)
	42	Ronnie Lott (2)
SS	27	Carlton Williamson (15)
FS	22	Dwight Hicks (15)
	42	Ronnie Lott (1)

1985

Offense		
WR	87	Dwight Clark (14)
LT	77	Bubba Paris (16)
LG	68	John Ayers (16)
C	56	Fred Quillan (16)
RG	51	Randy Cross (14)
RT	71	Keith Fahnhorst (16)
TE	81	Russ Francis (15)
WR	88	Freddie Solomon (12)
	80	Jerry Rice (4)
QB	16	Joe Montana (15)
	6	Matt Cavanaugh (1)
RB	26	Wendell Tyler (13)
RB	33	Roger Craig (15)

Defense		
LE	72	Jeff Stover (11)
	75	John Harty (4)
NT	95	Michael Carter (9)
	76	Manu Tuiaosopo (7)
RE	78	Dwaine Board (16)
LOLB	90	Todd Shell (12)
	53	Milt McColl (4)
LILB	50	Riki Ellison (16)
RILB	99	Michael Walter (13)
ROLB	58	Keena Turner (16)
LCB	42	Ronnie Lott (10)
	22	Dwight Hicks (6)
RCB	21	Eric Wright (16)
SS	27	Carlton Williamson (16)
FS	22	Dwight Hicks (10)
	42	Ronnie Lott (6)

1986	
Offense	
WR 87	Dwight Clark (14)
LT 77	Bubba Paris (9)
69	Bruce Collie (7)
LG 68	John Ayers (14)
C 56	Fred Quillan (16)
RG 51	Randy Cross (16)
RT 71	Keith Fahnhorst (16)
TE 81	Russ Francis (14)
WR 80	Jerry Rice (15)
QB 16	Joe Montana (8)
9	Jeff Kemp (6)
15	Mike Moroski (2)
RB 28	Joe Cribbs (10)
RB 33	Roger Craig (15)
Defense	
LE 72	Jeff Stover (6)
75	John Harty (5)
78	Manu Tuiasosopo (3)
76	Dwaine Board (2)
NT 95	Michael Carter (13)
78	Manu Tuiasosopo (3)
RE 76	Dwaine Board (12)
LOLB 53	Milt McColl (16)
LILB 50	Riki Ellison (16)
RILB 55	Jim Fahnhorst (15)
ROLB 58	Keena Turner (16)
LCB 22	Tim McKyer (16)
RCB 29	Don Griffin (15)
SS 27	Carlton Williamson (16)
FS 42	Ronnie Lott (14)

1987	
Offense	
WR 85	Michael Wilson (8)
87	Dwight Clark (3)
82	John Taylor (2)
LT 77	Bubba Paris (10)
LG 61	Jesse Sapolu (9)
62	Guy McIntyre (3)
C 51	Randy Cross (8)
56	Fred Quillan (4)
RG 69	Bruce Collie (8)
51	Randy Cross (4)
RT 79	Harris Barton (9)
71	Keith Fahnhorst (3)
TE 81	Russ Francis (7)
86	John Frank (5)
WR 80	Jerry Rice (11)
QB 16	Joe Montana (11)
8	Steve Young (3)
11	Bob Gagliano (1)
RB 33	Roger Craig (9)
28	Joe Cribbs (3)
RB 44	Tom Rathman (7)
33	Roger Craig (5)
Defense	
LE 67	Pete Kugler (7)
72	Jeff Stover (5)
NT 95	Michael Carter (12)
RE 76	Dwaine Board (10)
LOLB 53	Milt McColl (11)
LILB 50	Riki Ellison (12)
RILB 99	Michael Walter (12)
ROLB 58	Keena Turner (10)
90	Todd Shell (2)
LCB 22	Tim McKyer (10)

29	Don Griffin (2)
RCB 29	Don Griffin (10)
SS 49	Jeff Fuller (10)
FS 42	Ronnie Lott (12)

1988	
Offense	
WR 85	Michael Wilson (10)
81	Wes Chandler (4)
82	John Taylor (2)
LT 74	Steve Wallace (16)
LG 61	Jesse Sapolu (16)
C 51	Randy Cross (16)
RG 62	Guy McIntyre (12)
69	Bruce Collie (4)
RT 79	Harris Barton (15)
TE 89	Ron Heller (9)
86	John Frank (6)
WR 80	Jerry Rice (16)
QB 16	Joe Montana (13)
8	Steve Young (3)
RB 33	Roger Craig (15)
RB 44	Tom Rathman (16)

1989	
Defense	
<i>3-4 alignment</i>	
LE 91	Larry Roberts (14)
NT 95	Michael Carter (14)
RE 75	Kevin Fagan (13)
LOLB 94	Charles Haley (14)
LILB 50	Riki Ellison (12)
RILB 99	Michael Walter (14)
ROLB 58	Keena Turner (7)
53	Bill Romanowski (7)
LCB 22	Tim McKyer (14)
RCB 21	Eric Wright (9)
29	Don Griffin (5)
SS 49	Jeff Fuller (14)
FS 42	Ronnie Lott (12)

1989	
Defense	
<i>4-3 alignment—(Games 4, 14)</i>	
LE 91	Larry Roberts (2)
LT 95	Michael Carter (2)
RT 92	Kevin Lilly (1)
67	Pete Kugler (1)
RE 96	Daniel Stubbs (1)
75	Kevin Fagan (1)
ILB 58	Keena Turner (1)
55	Jim Fahnhorst (1)
ILB 50	Riki Ellison (1)
99	Michael Walter (1)
RLB 99	Michael Walter (1)
53	Bill Romanowski (1)
LCB 22	Tim McKyer (2)
RCB 29	Don Griffin (1)
21	Eric Wright (1)
SS 49	Jeff Fuller (2)
FS 46	Tom Holmoe (2)

1989	
Offense	
WR 82	John Taylor (15)
85	Michael Wilson (1)
LT 77	Bubba Paris (11)
LG 62	Guy McIntyre (14)
C 61	Jesse Sapolu (16)
RG 69	Bruce Collie (14)
RT 79	Harris Barton (15)
TE 84	Brent Jones (16)

WR 80	Jerry Rice (16)
QB 16	Joe Montana (13)
8	Steve Young (3)
RB 33	Roger Craig (16)
RB 44	Tom Rathman (16)
Defense	
LE 78	Pierce Holt (10)
91	Larry Roberts (5)
NT 95	Michael Carter (8)
67	Pete Kugler (5)
RE 75	Kevin Fagan (15)
LOLB 94	Charles Haley (16)
LILB 54	Matt Millen (9)
55	Jim Fahnhorst (7)
RILB 99	Michael Walter (16)
ROLB 58	Keena Turner (12)
53	Bill Romanowski (4)
LCB 26	Darryl Pollard (14)
RCB 29	Don Griffin (16)
SS 31	Chet Brooks (16)
FS 42	Ronnie Lott (9)
49	Jeff Fuller (5)

1990	
Offense	
WR 82	John Taylor (14)
LT 77	Bubba Paris (16)
LG 62	Guy McIntyre (16)
C 61	Jesse Sapolu (16)
RG 79	Harris Barton (16)
RT 74	Steve Wallace (16)
TE 84	Brent Jones (16)
WR 80	Jerry Rice (16)
QB 16	Joe Montana (15)
8	Steve Young (1)
RB 33	Roger Craig (12)
35	Dexter Carter (4)
RB 44	Tom Rathman (16)
Defense	
LE 78	Pierce Holt (16)
NT 95	Michael Carter (13)
64	Jim Burt (3)
RE 75	Kevin Fagan (16)
LOLB 94	Charles Haley (16)
LILB 54	Matt Millen (16)
RILB 59	Keith DeLong (13)
99	Michael Walter (3)
ROLB 53	Bill Romanowski (16)
LCB 26	Darryl Pollard (16)
RCB 29	Don Griffin (16)
SS 31	Chet Brooks (8)
43	Dave Waymer (5)
40	Johnnie Jackson (3)
FS 42	Ronnie Lott (9)
43	Dave Waymer (6)

1991	
Offense	
WR 82	John Taylor (16)
LT 74	Steve Wallace (16)
LG 62	Guy McIntyre (16)
C 61	Jesse Sapolu (16)
RG 67	Roy Foster (16)
RT 79	Harris Barton (16)
TE 84	Brent Jones (9)
81	Jamie Williams (7)
WR 80	Jerry Rice (16)
QB 8	Steve Young (10)

13	Steve Bono (6)
RB 35	Dexter Carter (12)
30	Keith Henderson (4)
RB 44	Tom Rathman (16)
Defense	
LE 78	Pierce Holt (11)
96	Dennis Brown (4)
NT 95	Michael Carter (13)
RE 91	Larry Roberts (9)
75	Kevin Fagan (7)
LOLB 94	Charles Haley (14)
LILB 59	Keith DeLong (13)
RILB 99	Michael Walter (11)
90	Darin Jordan (3)
ROLB 53	Bill Romanowski (14)
LCB 36	Merton Hanks (7)
27	Mark Lee (4)
45	Kevin Lewis (3)
25	Eric Davis (2)
RCB 29	Don Griffin (16)
SS 43	Dave Waymer (15)
FS 22	Todd Bowles (14)

1992	
Offense	
WR 82	John Taylor (8)
88	Mike Sherrard (8)
LT 74	Steve Wallace (16)
LG 62	Guy McIntyre (16)
C 61	Jesse Sapolu (16)
RG 67	Roy Foster (16)
RT 79	Harris Barton (14)
TE 84	Brent Jones (15)
WR 80	Jerry Rice (16)
QB 8	Steve Young (16)
RB 32	Ricky Watters (13)
RB 44	Tom Rathman (15)
Defense	
LE 78	Pierce Holt (15)
NT 95	Michael Carter (11)
97	Ted Washington (4)
RE 75	Kevin Fagan (11)
96	Dennis Brown (3)
97	Ted Washington (2)
LOLB 92	Tim Harris (14)
LILB 59	Keith DeLong (9)
53	Bill Romanowski (3)
99	Michael Walter (2)
RILB 99	Michael Walter (11)
53	Bill Romanowski (2)
ROLB 53	Bill Romanowski (11)
LCB 25	Eric Davis (16)
RCB 29	Don Griffin (16)
SS 41	David Whitmore (11)
31	Thane Gash (3)
36	Merton Hanks (2)
FS 28	Dana Hall (15)
40	Johnnie Jackson (1)

1993	
Offense	
WR 82	John Taylor (16)
LT 74	Steve Wallace (15)
LG 62	Guy McIntyre (16)
C 61	Jesse Sapolu (16)
RG 64	Ralph Tamm (16)
RT 79	Harris Barton (15)
TE 84	Brent Jones (16)

WR 80	Jerry Rice (16)
QB 8	Steve Young (16)
RB 32	Ricky Watters (13)
RB 43	Marc Logan (11)
44	Tom Rathman (4)
Defense	
<i>3-4 alignment—(Games 1-5, 12)</i>	
LE 96	Dennis Brown (5)
NT 94	Dana Stubblefield (4)
97	Ted Washington (2)
RE 97	Ted Washington (2)
96	Dennis Brown* (1)
95	Artie Smith (2)
75	Kevin Fagan (1)
LOLB 58	Todd Kelly (5)
72	Mark Thomas (1)
LILB 59	Keith DeLong (2)
99	Mike Walter (3)
36	Merton Hanks* (1)
RILB 53	Bill Romanowski (6)
ROLB 55	John Johnson (4)
98	Antonio Goss (1)
LCB 25	Eric Davis (6)
RCB 29	Don Griffin (4)
26	Mike McGruder (2)
SS 46	Tim McDonald (6)
FS 28	Dana Hall (3)
36	Merton Hanks (3)

1994	
<i>18-Oct-changed to 4-3 alignment—(Games 6-11, 13-16)</i>	
LE 96	Dennis Brown (8)
95	Artie Smith (1)
92	Troy Wilson (1)
LT 94	Dana Stubblefield (9)
97	Ted Washington (1)
RT 97	Ted Washington (7)
96	Dennis Brown (2)
95	Artie Smith (1)
RE 75	Kevin Fagan (6)
95	Artie Smith (3)
92	Troy Wilson (1)
LLB 95	John Johnson (4)
53	Bill Romanowski (4)
99	Mike Walter (1)
59	Keith DeLong (1)
MLB 99	Mike Walter (6)
53	Bill Romanowski (2)
52	Larry Kelm (1)
RLB 53	Bill Romanowski (5)
55	John Johnson (3)
LCB 25	Eric Davis (10)
RCB 29	Don Griffin (8)
36	Merton Hanks (2)
SS 46	Tim McDonald (10)
FS 36	Merton Hanks (8)
28	Dana Hall (2)

1994	
Offense	
WR 82	John Taylor (15)
88	Nate Singleton (1)
LT 74	Steve Wallace (16)
LG 61	Jesse Sapolu (13)
C 66	Bart Oates (15)
RG 63	Derrick Deese (15)
RT 79	Harris Barton (9)
65	Harry Boatswain (4)
75	Frank Pollack (3)

TE 84 Brent Jones (15)
 WR 80 Jerry Rice (16)
 QB 8 Steve Young (16)
 RB 32 Ricky Watters (16)
 RB 40 William Floyd (11)
 43 Marc Logan (5)
Defense
 LE 96 Dennis Brown (14)
 LT 97 Bryant Young (16)
 RT 94 Dana Stubblefield (14)
 RE 57 Rickey Jackson (14)
 LILB 54 Lee Woodall (13)
 RILB 50 Gary Plummer (16)
 ROLB 51 Ken Norton, Jr. (16)
 LCB 25 Eric Davis (16)
 RCB 21 Deion Sanders (12)
 36 Merton Hanks (4)
 SS 46 Tim McDonald (16)
 FS 36 Merton Hanks (11)
 28 Dana Hall (5)

1995

Offense
 WR 82 John Taylor (12)
 LT 74 Steve Wallace (12)
 76 Kirk Scrafford (4)
 LG 61 Jesse Sapolu (14)
 76 Kirk Scrafford (2)
 C 66 Bart Oates (14)
 61 Jesse Sapolu (2)
 RG 69 Rod Milstead (12)
 RT 79 Harris Barton (12)
 76 Kirk Scrafford (4)
 TE 84 Brent Jones (16)
 WR 80 Jerry Rice (16)
 QB 8 Steve Young (11)
 18 Elvis Grbac (5)
 RB 20 Derek Loville (16)
 RB 40 William Floyd (8)
 27 Adam Walker (7)
Defense
 LE 96 Dennis Brown (16)
 LT 97 Bryant Young (12)
 RT 94 Dana Stubblefield (16)
 RE 57 Rickey Jackson (16)
 LILB 54 Lee Woodall (16)
 RILB 51 Ken Norton, Jr. (16)
 ROLB 50 Gary Plummer (14)
 LCB 25 Eric Davis (15)
 RCB 23 Marquez Pope (16)
 SS 46 Tim McDonald (16)
 FS 36 Merton Hanks (16)

1996

Offense
 WR 81 Terrell Owens (10)
 83 J.J. Stokes (6)
 LT 74 Steve Wallace (16)
 LG 65 Ray Brown (16)
 C 61 Jesse Sapolu (16)
 RG 67 Chris Dalman (16)
 RT 79 Harris Barton (13)
 75 Frank Pollack (2)
 TE 84 Brent Jones (10)
 85 Ted Popson (6)
 WR 80 Jerry Rice (16)
 QB 8 Steve Young (13)
 18 Elvis Grbac (3)

RB 41 Terry Kirby (9)
 20 Derek Loville (7)
 RB 40 William Floyd (9)
 44 Tommy Vardell (6)
 29 Anthony Lynn (1)
Defense
 LE 92 Roy Barker (16)
 LT 97 Bryant Young (16)
 RT 94 Dana Stubblefield (16)
 RE 56 Chris Doleman (16)
 LILB 54 Lee Woodall (14)
 51 Ken Norton, Jr. (2)
 RILB 51 Ken Norton, Jr. (13)
 ROLB 50 Gary Plummer (10)
 55 Kevin Mitchell (3)
 LCB 22 Tyronne Drakeford (16)
 RCB 23 Marquez Pope (16)
 SS 46 Tim McDonald (16)
 FS 36 Merton Hanks (16)

1997

Offense
 WR 83 J.J. Stokes (16)
 LT 63 Derrick Deese (13)
 LG 65 Ray Brown (16)
 C 67 Chris Dalman (13)
 RG 66 Kevin Gogan (16)
 RT 76 Kirk Scrafford (16)
 TE 84 Brent Jones (12)
 85 Greg Clark (4)
 WR 81 Terrell Owens (15)
 80 Jerry Rice (1)
 QB 8 Steve Young (15)
 14 Jim Druckenmiller (1)
 RB 20 Garrison Hearst (13)
 41 Terry Kirby (3)
 RB 40 William Floyd (15)
Defense
 LE 92 Roy Barker (14)
 LT 97 Bryant Young (11)
 90 Junior Bryant (4)
 RT 94 Dana Stubblefield (16)
 RE 56 Chris Doleman (16)
 LILB 54 Lee Woodall (16)
 RILB 50 Gary Plummer (16)
 ROLB 51 Ken Norton, Jr. (16)
 LCB 26 Rod Woodson (14)
 RCB 38 Darnell Walker (11)
 23 Marquez Pope (5)
 SS 46 Tim McDonald (15)
 FS 36 Merton Hanks (16)

1998

Offense
 WR 83 J.J. Stokes (12)
 81 Terrell Owens (4)
 LT 63 Derrick Deese (8)
 72 Jamie Brown (5)
 74 Dave Fiore (3)
 LG 65 Ray Brown (16)
 C 67 Chris Dalman (15)
 RG 66 Kevin Gogan (16)
 RT 63 Derrick Deese (8)
 76 Kirk Scrafford (8)
 TE 85 Greg Clark (9)
 82 Irv Smith (7)
 WR 80 Jerry Rice (16)
 QB 8 Steve Young (15)

11 Ty Detmer (1)
 RB 20 Garrison Hearst (16)
 RB 44 Marc Edwards (12)
Defense
 LE 92 Roy Barker (16)
 LT 97 Bryant Young (12)
 98 Gabe Wilkins (4)
 RT 90 Junior Bryant (16)
 RE 56 Chris Doleman (16)
 LILB 54 Lee Woodall (15)
 RILB 55 Winfred Tubbs (15)
 ROLB 51 Ken Norton, Jr. (16)
 LCB 38 Darnell Walker (10)
 43 Antonio Langham (6)
 RCB 21 R.W. McQuarters (7)
 38 Darnell Walker (6)
 23 Marquez Pope (3)
 SS 46 Tim McDonald (16)
 FS 36 Merton Hanks (16)

1999

Offense
 WR 81 Terrell Owens (12)
 83 J.J. Stokes (4)
 LT 74 Dave Fiore (16)
 LG 65 Ray Brown (16)
 C 67 Chris Dalman (15)
 RG 62 Jeremy Newberry (14)
 63 Derrick Deese (2)
 RT 63 Derrick Deese (14)
 62 Jeremy Newberry (2)
 TE 85 Greg Clark (11)
 WR 80 Jerry Rice (16)
 QB 5 Jeff Garcia (10)
 18 Steve Stenstrom (3)
 8 Steve Young (3)
 RB 25 Charlie Garner (15)
 RB 40 Fred Beasley (11)
 44 Tommy Vardell (4)
Defense
 LE 96 Jeff Posey (6)
 90 Junior Bryant (5)
 95 Marvin Washington (5)
 LT 97 Bryant Young (16)
 RT 90 Junior Bryant (11)
 99 Brentson Buckner (5)
 RE 98 Gabe Wilkins (15)
 LILB 54 Lee Woodall (16)
 RILB 55 Winfred Tubbs (15)
 ROLB 51 Ken Norton, Jr. (16)
 LCB 38 Darnell Walker (8)
 21 R.W. McQuarters (4)
 RCB 35 Ramos McDonald (7)
 29 Mark McMillian (6)
 SS 46 Tim McDonald (16)
 FS 30 Lance Schulters (13)

2000

Offense
 WR 81 Terrell Owens (13)
 LT 63 Derrick Deese (13)
 LG 65 Ray Brown (16)
 C 62 Jeremy Newberry (16)
 RG 74 Dave Fiore (15)
 RT 78 Scott Gragg (16)
 TE 85 Greg Clark (15)
 WR 80 Jerry Rice (16)
 QB 5 Jeff Garcia (16)

RB 25 Charlie Garner (15)
 FB 40 Fred Beasley (15)
Defense
 LE 94 Anthony Pleasant (16)
 LT 97 Bryant Young (15)
 RT 99 Brentson Buckner (16)
 RE 95 John Engelberger (13)
 90 Junior Bryant (3)
 LOLB 96 Jeff Posey (9)
 98 Julian Peterson (7)
 LILB 51 Ken Norton, Jr. (15)
 RILB 55 Winfred Tubbs (14)
 LCB 29 Ahmed Plummer (14)
 RCB 36 Jason Webster (11)
 SS 30 Lance Schulters (8)
 28 John Keith (3)
 38 Ronnie Heard (3)
 FS 23 Pierson Prioleau (5)
 31 Zack Bronson (6)
 30 Lance Schulters (4)

2001

Offense
 WR 81 Terrell Owens (16)
 LT 63 Derrick Deese (16)
 LG 65 Ray Brown (16)
 C 62 Jeremy Newberry (15)
 RG 74 Dave Fiore (16)
 RT 78 Scott Gragg (16)
 TE 82 Eric Johnson (14)
 WR 83 J.J. Stokes (16)
 QB 5 Jeff Garcia (16)
 RB 20 Garrison Hearst (16)
 FB 40 Fred Beasley (12)
Defense
 LE 96 Andre Carter (15)
 LT 97 Bryant Young (16)
 RT 94 Dana Stubblefield (16)
 RE 95 John Engelberger (14)
 LOLB 98 Julian Peterson (14)
 LILB 50 Derek Smith (14)
 RILB 53 Jeff Ulbrich (14)
 LCB 29 Ahmed Plummer (15)
 RCB 36 Jason Webster (16)
 SS 30 Lance Schulters (16)
 FS 31 Zack Bronson (16)

2002

Offense
 WR 81 Terrell Owens (14)
 LT 63 Derrick Deese (14)
 LG 66 Eric Heitmann (12)
 74 Dave Fiore (3)
 C 62 Jeremy Newberry (16)
 RG 65 Ron Stone (15)
 RT 78 Scott Gragg (16)
 TE 82 Eric Johnson (10)
 88 Justin Swift (4)
 WR 89 Tai Streets (14)
 83 J.J. Stokes (8)
 QB 5 Jeff Garcia (16)
 RB 20 Garrison Hearst (16)
 FB 40 Fred Beasley (14)
Defense
 LE 96 Andre Carter (16)
 LT 97 Bryant Young (16)
 RT 94 Dana Stubblefield (15)
 RE 91 Chike Okeafor (16)

LOLB 98 Julian Peterson (16)
 LILB 50 Derek Smith (16)
 RILB 53 Jeff Ulbrich (13)
 55 Jamie Winborn (3)
 LCB 29 Ahmed Plummer (15)
 RCB 36 Jason Webster (16)
 SS 33 Tony Parrish (11)
 FS 38 Ronnie Heard (6)
 31 Zack Bronson (5)
 33 Tony Parrish (5)

2003

Offense
 WR 81 Terrell Owens (15)
 LT 63 Derrick Deese (11)
 77 Kwame Harris (5)
 LG 66 Eric Heitmann (8)
 69 Kyle Kosier (7)
 C 62 Jeremy Newberry (16)
 RG 65 Ron Stone (13)
 69 Kyle Kosier (2)
 RT 78 Scott Gragg (14)
 69 Kyle Kosier (2)
 TE 88 Jed Weaver (15)
 WR 89 Tai Streets (16)
 QB 5 Jeff Garcia (13)
 13 Tim Rattay (3)
 RB 20 Garrison Hearst (12)
 32 Kevan Barlow (4)
 FB 40 Fred Beasley (11)

Defense
 LE 95 John Engelberger (15)
 LT 97 Bryant Young (16)
 RT 90 Travis Kirschke (15)
 RE 96 Andre Carter (16)
 LOLB 98 Julian Peterson (16)
 LILB 50 Derek Smith (16)
 RILB 53 Jeff Ulbrich (15)
 LCB 29 Ahmed Plummer (14)
 RCB 24 Mike Rumph (13)
 SS 33 Tony Parrish (16)
 FS 31 Zack Bronson (12)

2004

Offense
 WR 84 Cedrick Wilson (15)
 LT 69 Kyle Kosier (9)
 77 Kwame Harris (7)
 LG 66 Eric Heitmann (16)
 C 52 Brock Gutierrez (15)
 RG 65 Justin Smiley (9)
 69 Kyle Kosier (7)
 RT 78 Scott Gragg (16)
 TE 82 Eric Johnson (14)
 WR 85 Brandon Lloyd (13)
 QB 13 Tim Rattay (9)
 7 Ken Dorsey (7)
 RB 32 Kevin Barlow (14)
 FB 40 Fred Beasley (10)

Defense
 LE 95 John Engelberger (15)
 LT 91 Anthony Adams (12)
 RT 97 Bryant Young (16)
 RE 96 Andre Carter (6)
 94 Brandon Whiting (5)
 92 Tony Brown (4)
 LOLB 53 Jeff Ulbrich (14)
 LILB 50 Derek Smith (14)

RILB 55 Jamie Winborn (10)
 LCB 29 Ahmed Plummer (6)
 23 Jimmy Williams (6)
 RCB 36 Shawntae Spencer (12)
 SS 33 Tony Parrish (16)
 FS 38 Ronnie Heard (14)

2005

Offense

WR 83 Arnaz Battle (8)
 84 Johnnie Morton (7)
 LT 68 Adam Snyder (7)
 67 Anthony Clement (6)
 75 Jonas Jennings (3)
 LG 65 Justin Smiley (16)
 C 52 Jeremy Newberry (10)
 66 Eric Heitmann (6)
 RG 66 Eric Heitmann (10)
 64 David Baas (5)
 RT 77 Kwame Harris (16)
 TE 49 Terry Jones (5)
 47 Billy Bajema (5)
 WR 85 Brandon Lloyd (15)
 QB 11 Alex Smith (7)
 13 Tim Rattay (4)
 7 Ken Dorsey (3)
 3 Cody Pickett (2)
 RB 32 Kevin Barlow (12)
 FB 40 Fred Beasley (7)

Defense

LE 97 Bryant Young (13)
 NT 91 Anthony Adams (15)
 RE 94 Marques Douglas (15)
 LOLB 98 Julian Peterson (15)
 LILB 56 Brandon Moore (8)
 50 Derek Smith (5)
 RILB 50 Derek Smith (11)
 53 Jeff Ulbrich (5)
 ROLB 96 Andre Carter (13)
 LCB 26 Bruce Thornton (11)
 RCB 36 Shawntae Spencer (14)
 SS 33 Tony Parrish (9)
 38 Ben Emanuel (7)
 FS 20 Mike Adams (9)

2006

Offense

WR 83 Arnaz Battle (15)
 LT 75 Jonas Jennings (13)
 LG 71 Larry Allen (11)
 C 66 Eric Heitmann (14)
 RG 65 Justin Smiley (16)
 RT 77 Kwame Harris (16)
 TE 85 Vernon Davis (8)
 47 Billy Bajema (6)
 WR 81 Antonio Bryant (11)
 QB 11 Alex Smith (16)
 RB 21 Frank Gore (16)
 FB 40 Moran Norris (7)

Defense

LE 97 Bryant Young (16)
 DT 93 Ron Fields (9)
 DT 91 Anthony Adams (5)
 DE 94 Marques Douglas (16)

RE 96 Melvin Oliver (14)
 LB 56 Brandon Moore (11)
 LB 50 Derek Smith (12)
 LB 99 Manny Lawson (11)
 LCB 36 Shawntae Spencer (13)
 RCB 27 Walt Harris (15)
 SS 26 Mark Roman (11)
 33 Tony Parrish (5)
 FS 28 Keith Lewis (9)
 20 Mike Adams (8)

2007

Offense

WR 83 Arnaz Battle (15)
 LT 68 Adam Snyder (11)
 75 Jonas Jennings (5)
 LG 71 Larry Allen (16)
 C 66 Eric Heitmann (16)
 RG 65 Justin Smiley (8)
 64 David Baas (8)
 RT 74 Joe Staley (16)
 TE 85 Vernon Davis (14)
 WR 82 Darrell Jackson (15)
 QB 11 Alex Smith (7)
 12 Trent Dilfer (6)
 13 Sean Hill (2)
 17 Chris Weinke (1)
 RB 21 Frank Gore (15)
 FB 40 Moran Norris (5)

Defense

LE 97 Bryant Young (15)
 DT 92 Aubrayo Franklin (13)
 90 Isaac Sopoaga (3)
 DE 94 Marques Douglas (16)
 LOLB 98 Parys Haralson (11)
 LILB 50 Derek Smith (14)
 RILB 52 Patrick Willis (16)
 ROLB 95 Tully Banta-Cain (10)
 LCB 22 Nate Clements (16)
 RCB 27 Walt Harris (15)
 SS 32 Michael Lewis (16)
 FS 26 Mark Roman (16)

2008

Offense

WR 82 Bryant Johnson (12)
 LT 74 Joe Staley (16)
 LG 68 Adam Snyder (7)
 64 David Baas (9)
 C 66 Eric Heitmann (16)
 RG 69 Tony Wragge (10)
 62 Chilo Rachal (6)
 RT 65 Barry Sims (8)
 68 Adam Snyder (6)
 75 Jonas Jennings (2)
 TE 85 Vernon Davis (16)
 WR 88 Isaac Bruce (15)
 QB 13 Shaun Hill (8)
 14 J.T. O'Sullivan (8)
 RB 21 Frank Gore (15)

Defense

LE 91 Ray McDonald (8)
 NT 92 Aubrayo Franklin (15)
 DT 90 Isaac Sopoaga (15)

DE 94 Justin Smith (16)
 OLB 98 Parys Haralson (10)
 LILB 51 Takeo Spikes (13)
 53 Jeff Ulbrich (3)
 RILB 52 Patrick Willis (16)
 OLB 99 Manny Lawson (10)
 LCB 22 Nate Clements (15)
 RCB 27 Walt Harris (16)
 SS 32 Michael Lewis (16)
 FS 26 Mark Roman (16)

2009

Offense

WR 84 Josh Morgan (15)
 LT 74 Joe Staley (9)
 65 Barry Sims (7)
 LG 64 David Baas (16)
 C 66 Eric Heitmann (16)
 RG 62 Chilo Rachal (15)
 RT 68 Adam Snyder (15)
 TE 85 Vernon Davis (16)
 46 Delanie Walker (8)
 WR 15 Michael Crabtree (11)
 88 Isaac Bruce (7)
 QB 11 Alex Smith (10)
 13 Shaun Hill (6)
 RB 21 Frank Gore (14)
 29 Glen Coffee (2)
 FB 44 Moran Norris (7)

Defense

DT 90 Isaac Sopoaga (16)
 NT 92 Aubrayo Franklin (16)
 DT 94 Justin Smith (16)
 SAM 99 Manny Lawson (16)
 TED 51 Takeo Spikes (15)
 MIKE 52 Patrick Willis (16)
 WILL 98 Parys Haralson (16)
 LCB 22 Nate Clements (6)
 31 Dre' Bly (6)
 25 Tarell Brown (4)
 RCB 36 Shawntae Spencer (16)
 SS 32 Michael Lewis (15)
 FS 38 Dashon Goldson (16)

2010

Offense

WR 84 Josh Morgan (11)
 LT 74 Joe Staley (9)
 65 Barry Sims (7)
 LG 77 Mike Iupati (16)
 C 64 David Baas (16)
 RG 62 Chilo Rachal (14)
 68 Adam Snyder (2)
 RT 76 Anthony Davis (16)
 TE 85 Vernon Davis (16)
 46 Delanie Walker (8)
 82 Nate Byham (3)
 WR 15 Michael Crabtree (15)
 QB 11 Alex Smith (10)
 1 Troy Smith (6)
 RB 21 Frank Gore (11)
 20 Brian Westbrook (5)
 FB 44 Moran Norris (11)

Defense

DT 90 Isaac Sopoaga (16)
 NT 92 Aubrayo Franklin (16)
 DT 94 Justin Smith (16)
 SAM 99 Manny Lawson (16)
 TED 51 Takeo Spikes (16)
 MIKE 52 Patrick Willis (15)
 WILL 98 Parys Haralson (15)
 55 Ahmad Brooks (1)
 LCB 36 Shawntae Spencer (16)
 RCB 22 Nate Clements (16)
 SS 30 Reggie Smith (7)
 23 Taylor Mays (6)
 32 Michael Lewis (3)
 FS 38 Dashon Goldson (16)

2011

Offense

WR 15 Michael Crabtree (14)
 17 Braylon Edwards (5)
 LT 74 Joe Staley (16)
 LG 77 Mike Iupati (16)
 C 59 Jonathan Goodwin (16)
 RG 68 Adam Snyder (13)
 62 Chilo Rachal (3)
 RT 76 Anthony Davis (16)
 TE 85 Vernon Davis (16)
 46 Delanie Walker (7)
 81 Justin Peelle (2)
 WR 15 Joshua Morgan (5)
 19 Ted Ginn Jr. (3)
 QB 11 Alex Smith (16)
 RB 21 Frank Gore (15)
 FB 49 Bruce Miller (8)
 44 Moran Norris (2)

Defense

DT 91 Ray McDonald (15)
 NT 90 Isaac Sopoaga (16)
 DT 94 Justin Smith (15)
 OLB 55 Ahmad Brooks (16)
 ILB 53 NaVorro Bowman (16)
 ILB 52 Patrick Willis (13)
 54 Larry Grant (3)
 OLB 98 Parys Haralson (16)
 LCB 22 Carlos Rogers (16)
 RCB 25 Tarell Brown (16)
 SS 31 Donte Whitner (15)
 FS 38 Dashon Goldson (14)
 20 Madiou Williams (2)

2012

Offense

WR 15 Michael Crabtree (16)
 LT 74 Joe Staley (16)
 LG 77 Mike Iupati (16)
 C 59 Jonathan Goodwin (16)
 RG 75 Alex Boone (16)
 RT 76 Anthony Davis (16)
 TE 85 Vernon Davis (16)
 46 Delanie Walker (4)
 WR 82 Mario Manningham (10)
 QB 11 Alex Smith (9)
 7 Colin Kaepernick (7)
 RB 21 Frank Gore (16)
 FB 49 Bruce Miller (12)

Defense

DT 91 Ray McDonald (16)
 NT 90 Isaac Sopoaga (9)
 DT 94 Justin Smith (14)
 OLB 55 Ahmad Brooks (16)
 ILB 53 NaVorro Bowman (16)
 ILB 52 Patrick Willis (16)
 OLB 99 Aldon Smith (16)
 LCB 22 Carlos Rogers (16)
 RCB 25 Tarell Brown (16)
 CB 29 Chris Culliver (6)
 SS 31 Donte Whitner (16)
 FS 38 Dashon Goldson (16)

2013

Offense

WR 81 Anquan Boldin (16)
 LT 74 Joe Staley (16)
 LG 77 Mike Iupati (12)
 68 Adam Snyder (4)
 C 59 Jonathan Goodwin (16)
 RG 75 Alex Boone (16)
 RT 76 Anthony Davis (16)
 TE 85 Vernon Davis (15)
 89 Vance McDonald (5)
 WR 10 Kyle Williams (5)
 15 Michael Crabtree (5)
 QB 7 Colin Kaepernick (16)
 RB 21 Frank Gore (16)
 FB 49 Bruce Miller (13)

Defense

DT 91 Ray McDonald (14)
 NT 90 Glenn Dorsey (13)
 DT 94 Justin Smith (16)
 OLB 55 Ahmad Brooks (16)
 ILB 53 NaVorro Bowman (16)
 ILB 52 Patrick Willis (14)
 OLB 99 Aldon Smith (8)
 51 Dan Skuta (8)
 LCB 22 Carlos Rogers (16)
 RCB 25 Tarell Brown (11)
 26 Tramaine Brock (6)
 SS 31 Donte Whitner (16)
 FS 35 Eric Reid (16)

2014

Offense

WR 81 Anquan Boldin (16)
 LT 74 Joe Staley (16)
 LG 77 Mike Iupati (15)
 78 Joe Looney (1)
 C 66 Marcus Martin (8)
 67 Daniel Kilgore (7)
 78 Joe Looney (1)
 RG 75 Alex Boone (14)
 78 Joe Looney (2)
 RT 76 Jonathan Martin (9)
 76 Anthony Davis (7)
 TE 85 Vernon Davis (14)
 89 Vance McDonald (4)
 46 Derek Carrier (1)
 88 Garrett Celek (1)
 WR 15 Michael Crabtree (16)
 84 Brandon Lloyd (2)

13	Stevie Johnson (1)
QB 7	Colin Kaepernick (16)
RB 21	Frank Gore (16)
FB 49	Bruce Miller (8)
Defense	
DT 91	Ray McDonald (14)
63	Tony Jerod–Eddie (2)
NT 93	Ian Williams (8)
92	Quinton Dial (6)
DT 94	Justin Smith (16)
OLB 55	Ahmad Brooks (13)
59	Aaron Lynch (3)
ILB 50	Chris Borland (8)
52	Patrick Willis (6)
54	Nick Moody (2)
ILB 57	Michael Wilhoite (16)
OLB 51	Dan Skuta (9)
99	Aldon Smith (6)
96	Corey Lemonier (1)
LCB 20	Perrish Cox (14)
26	Tramaine Brock (2)
RCB 29	Chris Culliver (14)
CB 36	Dontae Johnson (3)
25	Jimmie Ward (1)
SS 41	Antoine Bethea (16)
FS 35	Eric Reid (15)
43	Craig Dahl (1)

2015

Offense	
WR 81	Anquan Boldin (13)
11	Quinton Patton (4)
LT 74	Joe Staley (16)
LG 75	Alex Boone (13)
61	Andrew Tiller (3)
C 66	Marcus Martin (13)
67	Daniel Kilgore (3)
RG 65	Jordan Devey (9)
61	Andrew Tiller (4)
71	Erik Pears (2)
66	Marcus Martin (1)
RT 71	Erik Pears (14)
77	Trent Brown (2)
TE 89	Vance McDonald (11)
88	Garrett Celek (8)
84	Blake Bell (5)
85	Vernon Davis (5)
WR 82	Torrey Smith (12)
14	Jerome Simpson (1)
QB 2	Blaine Gabbert (8)
7	Colin Kaepernick (8)
RB 28	Carlos Hyde (7)
24	Shaun Draughn (6)
23	Reggie Bush (1)
32	DuJuan Harris (1)
38	Jarryd Hayne (1)
FB 49	Bruce Miller (5)
Defense	
DT 90	Glenn Dorsey (7)
64	Mike Purcell (3)
91	Arik Armstead (1)
NT 93	Ian Williams (16)
DT 92	Quinton Dial (15)
OLB 55	Ahmad Brooks (14)
96	Corey Lemonier (2)

95	Tank Carradine (1)
ILB 57	Michael Wilhoite (12)
51	Gerald Hodges (4)
ILB 53	NaVorro Bowman (16)
OLB 59	Aaron Lynch (13)
58	Eli Harold (1)
LCB 26	Tramaine Brock (15)
36	Dontae Johnson (1)
RCB 20	Kenneth Acker (13)
47	Marcus Cromartie (1)
36	Dontae Johnson (1)
25	Jimmie Ward (1)
CB 25	Jimmie Ward (6)
36	Dontae Johnson (1)
SS 29	Jaquiski Tartt (8)
41	Antoine Bethea (7)
25	Jimmie Ward (1)
FS 35	Eric Reid (16)

2016

Offense	
WR 17	Jeremy Kerley (13)
LT 74	Joe Staley (13)
68	Zane Beadles (2)
77	Trent Brown (1)
LG 68	Zane Beadles (12)
61	Andrew Tiller (2)
66	Marcus Martin (1)
62	Andrew Gardner (1)
C 67	Daniel Kilgore (13)
68	Zane Beadles (2)
66	Marcus Martin (1)
RG 65	Joshua Garnett (11)
61	Andrew Tiller (5)
RT 77	Trent Brown (15)
71	John Theus (1)
TE 89	Vance McDonald (11)
88	Garrett Celek (6)
49	Jim Dray (1)
WR 82	Torrey Smith (12)
13	Aaron Burbridge (3)
14	Chris Harper (2)
WR 11	Quinton Patton (14)
81	Rod Streater (2)
QB 7	Colin Kaepernick (11)
2	Blaine Gabbert (5)
RB 28	Carlos Hyde (13)
22	Mike Davis (1)
24	Shaun Draughn (1)
32	DuJuan Harris (1)
Defense	
DT 99	DeForest Buckner (12)
91	Arik Armstead (4)
NT 90	Glenn Dorsey (6)
64	Mike Purcell (5)
99	DeForest Buckner (3)
93	Chris Jones (2)
DT 92	Quinton Dial (11)
93	Chris Jones (4)
90	Glenn Dorsey (1)
OLB 55	Ahmad Brooks (16)
ILB 51	Gerald Hodges (12)
57	Michael Wilhoite (4)
ILB 50	Nick Bellore (10)
53	NaVorro Bowman (4)

57	Michael Wilhoite (2)
OLB 58	Eli Harold (13)
59	Aaron Lynch (3)
LCB 26	Tramaine Brock (16)
RCB 25	Jimmie Ward (10)
33	Rashard Robinson (6)
SS 41	Antoine Bethea (16)
FS 35	Eric Reid (10)
29	Jaquiski Tartt (6)

2017

Offense	
WR 15	Pierre Garçon (8)
18	Louis Murphy (7)
19	Aldrick Robinson (1)
LT 74	Joe Staley (15)
77	Trent Brown (1)
LG 75	Laken Tomlinson (15)
68	Zane Beadles (1)
C 67	Daniel Kilgore (16)
RG 63	Brandon Fusco (16)
RT 77	Trent Brown (9)
68	Zane Beadles (4)
62	Erik Magnuson (2)
76	Garry Gilliam (1)
TE 88	Garrett Celek (13)
85	George Kittle (7)
82	Logan Paulsen (1)
WR 11	Marquise Goodwin (16)
WR 81	Trent Taylor (1)
QB 2	Brian Hoyer (6)
3	C.J. Beathard (5)
10	Jimmy Garoppolo (5)
RB 28	Carlos Hyde (16)
FB 44	Kyle Juszczyk (10)

Defense	
LDE 91	Arik Armstead (6)
95	Tank Carradine (5)
92	Leger Douzable (5)
LDT 90	Earl Mitchell (16)
RDT 99	DeForest Buckner (16)
RDE 94	Solomon Thomas (12)
98	Ronald Blair III (2)
95	Tank Carradine (2)
SAM 58	Eli Harold (11)
MIKE 56	Reuben Foster (9)
53	NaVorro Bowman (5)
50	Brock Coyle (2)
WILL 50	Brock Coyle (8)
54	Ray–Ray Armstrong (5)
35	Eric Reid (2)
56	Reuben Foster (1)
LCB 23	Ahkello Witherspoon (9)
33	Rashard Robinson (7)
RCB 36	Dontae Johnson (16)
SS 35	Eric Reid (10)
29	Jaquiski Tartt (5)
FS 38	Adrian Colbert (6)
25	Jimmie Ward (6)
29	Jaquiski Tartt (3)
40	Antone Exum Jr. (1)
NB 24	K'Waun Williams (5)
20	Leon Hall (1)

2018

Offense	
WR 15	Pierre Garçon (8)
84	Kendrick Bourne (5)
18	Dante Pettis (3)
LT 74	Joe Staley (16)
LG 75	Laken Tomlinson (16)
C 58	Weston Richburg (15)
62	Erik Magnuson (1)
RG 68	Mike Person (16)
RT 69	Mike McGlinchey (16)
TE 85	George Kittle (16)
88	Garrett Celek (1)
WR 11	Marquise Goodwin (8)
84	Kendrick Bourne (3)
18	Dante Pettis (3)
13	Richie James Jr. (2)
WR 18	Dante Pettis (1)
QB 4	Nick Mullens (8)
3	C.J. Beathard (5)
10	Jimmy Garoppolo (3)
RB 22	Matt Breida (13)
41	Jeff Wilson Jr. (2)
46	Alfred Morris (1)
FB 44	Kyle Juszczyk (14)

Defense	
LDE 94	Solomon Thomas (13)
54	Cassius Marsh (3)
LDT 90	Earl Mitchell (12)
93	D.J. Jones (4)
RDT 99	DeForest Buckner (16)
RDE 91	Arik Armstead (16)
SAM 53	Mark Nzeocha (3)
51	Malcolm Smith (1)
MIKE 48	Fred Warner (16)
WILL 56	Reuben Foster (6)
47	Elijah Lee (5)
51	Malcolm Smith (4)
50	Brock Coyle (1)
LCB 25	Richard Sherman (14)
23	Ahkello Witherspoon (1)
20	Jimmie Ward (1)
RCB 23	Ahkello Witherspoon (11)
33	Tarvarius Moore (2)
25	Jimmie Ward (2)
26	Greg Mabin (1)
SS 29	Jaquiski Tartt (7)
36	Marcell Harris (5)
38	Antone Exum Jr. (3)
30	Tyvis Powell (1)
FS 38	Adrian Colbert (6)
38	Antone Exum Jr. (4)
20	Jimmie Ward (4)
32	D.J. Reed Jr. (1)
29	Jaquiski Tartt (1)
NB 24	K'Waun Williams (11)
32	D.J. Reed Jr. (1)

2019

Offense	
WR 19	Deebo Samuel Sr. (11)
18	Dante Pettis (4)
13	Richie James Jr. (1)
LT 67	Justin Skule (8)

74	Joe Staley (7)
60	Daniel Brunskill (1)
LG 75	Laken Tomlinson (16)
C 58	Weston Richburg (13)
63	Ben Garland (3)
RG 68	Mike Person (14)
60	Daniel Brunskill (2)
RT 69	Mike McGlinchey (12)
60	Daniel Brunskill (4)
TE 85	George Kittle (14)
82	Ross Dwelley (6)
88	Garrett Celek (1)
WR 17	Emmanuel Sanders (9)
11	Marquise Goodwin (6)
QB 10	Jimmy Garoppolo (16)
RB 26	Tevin Coleman (11)
22	Matt Breida (5)
FB 44	Kyle Juszczyk (12)

Defense	
LDE 97	Nick Bosa (10)
91	Arik Armstead (4)
55	Dee Ford (2)
LDT 93	D.J. Jones (11)
94	Solomon Thomas (3)
96	Sheldon Day (2)
RDT 99	DeForest Buckner (16)
RDE 91	Arik Armstead (12)
97	Nick Bosa (4)
SAM 51	Azeez Al–Shaaair (4)
57	Dre Greenlaw (3)
47	Elijah Lee (1)
MIKE 54	Fred Warner (16)
WILL 56	Kwon Alexander (8)
57	Dre Greenlaw (8)
LCB 25	Richard Sherman (15)
41	Emmanuel Moseley (1)
RCB 41	Emmanuel Moseley (8)
23	Ahkello Witherspoon (8)
SS 29	Jaquiski Tartt (12)
36	Marcell Harris (4)
FS 20	Jimmie Ward (13)
33	Tarvarius Moore (3)
NB 24	K'Waun Williams (8)

2020

Offense	
WR 11	Brandon Aiyuk (11)
19	Deebo Samuel Sr. (5)
18	Dante Pettis (1)
LT 71	Trent Williams (14)
67	Justin Skule (2)
LG 75	Laken Tomlinson (16)
C 60	Daniel Brunskill (8)
63	Ben Garland (5)
50	Hroniss Grasu (3)
RG 60	Daniel Brunskill (8)
66	Tom Compton (3)
68	Colton McKivitz (3)
67	Justin Skule (2)
RT 69	Mike McGlinchey (16)
TE 82	Ross Dwelley (9)
85	George Kittle (8)
81	Jordan Reed (1)
WR 13	Richie James (7)
84	Kendrick Bourne (5)

86	River Cracraft (1)
15	Trent Taylor (1)
QB 4	Nick Mullens (8)
10	Jimmy Garoppolo (6)
3	C.J. Beathard (2)
RB 31	Raheem Mostert (8)
28	Jerick McKinnon (4)
30	Jeff Wilson Jr. (3)
26	Tevin Coleman (1)
FB 44	Kyle Juszczyk (15)
Defense	
LDE 91	Arik Armstead (16)
LDT 99	Javon Kinlaw (10)
93	D.J. Jones (3)
94	Solomon Thomas (2)
90	Kevin Givens (1)
RDT 93	D.J. Jones (11)
99	Javon Kinlaw (2)
95	Kentavious Street (2)
96	Dion Jordan (1)
RDE 92	Kerry Hyder Jr. (14)
97	Nick Bosa (2)
SAM 51	Azeez Al-Shaair (5)
57	Dre Greenlaw (1)
36	Marcell Harris (1)
MIKE 54	Fred Warner (16)
WILL 57	Dre Greenlaw (10)
56	Kwon Alexander (5)
45	Demetrius Flannigan-Fowles (1)
LCB 22	Jason Verrett (9)
25	Richard Sherman (5)
41	Emmanuel Moseley (1)
23	Ahkello Witherspoon (1)
RCB 41	Emmanuel Moseley (7)
22	Jason Verrett (4)
23	Ahkello Witherspoon (3)
48	Brian Allen (1)
27	Dontae Johnson (1)
SS 29	Jaquiski Tartt (7)
33	Tarvarius Moore (6)
36	Marcell Harris (3)
FS 20	Jimmie Ward (14)
33	Tarvarius Moore (2)
NB 24	K'Waun Williams (4)
47	Jamar Taylor (3)
27	Dontae Johnson (2)

2021

Offense	
WR 19	Deebo Samuel Sr. (15)
11	Brandon Aiyuk (1)
81	Trent Sherfield (1)
LT 71	Trent Williams (15)
68	Colton McKivitz (1)
76	Jaylon Moore (1)

LG 75	Laken Tomlinson (17)
C 50	Alex Mack (17)
RG 60	Daniel Brunskill (17)
RT 69	Mike McGlinchey (8)
66	Tom Compton (7)
76	Jaylon Moore (2)
TE 85	George Kittle (14)
89	Charlie Woerner (3)
82	Ross Dwelley (2)
WR 11	Brandon Aiyuk (15)
15	Jauan Jennings (1)
QB 10	Jimmy Garoppolo (15)
5	Trey Lance (2)
RB 25	Elijah Mitchell (10)
22	Jeff Wilson Jr. (4)
28	Trey Sermon (2)
31	Raheem Mostert (1)
FB 44	Kyle Juszczyk (16)
Defense	
LDE 91	Arik Armstead (6)
97	Nick Bosa (6)
56	Samson Ebukam (5)
LDT 91	Arik Armstead (11)
99	Javon Kinlaw (4)
93	D.J. Jones (1)
95	Kentavious Street (1)
RDT 93	D.J. Jones (16)
95	Kentavious Street (1)
RDE 97	Nick Bosa (11)
56	Samson Ebukam (6)
SAM 51	Azeez Al-Shaair (12)
45	Demetrius Flannigan-Fowles (2)
36	Marcell Harris (2)
MIKE 54	Fred Warner (16)
51	Azeez Al-Shaair (1)
WILL 36	Marcell Harris (5)
57	Dre Greenlaw (2)
LCB 4	Emmanuel Moseley (6)
26	Josh Norman (5)
20	Ambry Thomas (4)
13	Dre Kirkpatrick (1)
2	Jason Verrett (1)
RCB 26	Josh Norman (9)
4	Emmanuel Moseley (5)
38	Deommodore Lenoir (2)
20	Ambry Thomas (1)
SS 3	Jaquiski Tartt (14)
29	Talanoa Hufanga (3)
FS 1	Jimmie Ward (16)
32	Tavon Wilson (1)
NB 24	K'Waun Williams (8)
27	Dontae Johnson (3)

2022	
Offense	
WR 19	Deebo Samuel Sr. (12)
11	Brandon Aiyuk (4)
3	Ray-Ray McCloud III (2)
LT 71	Trent Williams (14)
76	Jaylon Moore (2)
68	Colton McKivitz (1)
LG 65	Aaron Banks (16)
60	Daniel Brunskill (1)
C 64	Jake Brendel (17)
RG 74	Spencer Burford (16)
60	Daniel Brunskill (1)
RT 69	Mike McGlinchey (17)
TE 85	George Kittle (15)
81	Tyler Kroft (4)
89	Charlie Woerner (2)
WR 11	Brandon Aiyuk (13)
15	Jauan Jennings (4)
QB 10	Jimmy Garoppolo (10)
13	Brock Purdy (5)
5	Trey Lance (2)
RB 23	Christian McCaffrey (10)
22	Jeff Wilson Jr. (6)
25	Elijah Mitchell (1)
FB 44	Kyle Juszczyk (12)
Defense	
LDE 56	Samson Ebukam (15)
94	Charles Omenihu (2)
97	Nick Bosa (6)
LDT 90	Kevin Givens (9)
99	Javon Kinlaw (6)
92	Kerry Hyder Jr. (1)
98	Hassan Ridgeway (1)
RDT 91	Arik Armstead (9)
98	Hassan Ridgeway (6)
90	Kevin Givens (2)
RDE 97	Nick Bosa (16)
94	Charles Omenihu (1)
SAM 51	Azeez Al-Shaair (8)
48	Oren Burks (2)
45	Demetrius Flannigan-Fowles (2)
MIKE 54	Fred Warner (17)
WILL 57	Dre Greenlaw (15)
51	Azeez Al-Shaair (1)
48	Oren Burks (1)
LCB 38	Deommodore Lenoir (12)
4	Emmanuel Moseley (5)
RCB 7	Charvarius Ward (17)
SS 29	Talanoa Hufanga (17)
FS 31	Tashaun Gipson Sr. (17)
NB 1	Jimmie Ward (5)
38	Deommodore Lenoir (1)
26	Samuel Womack III (1)

2023	
Offense	
WR 19	Deebo Samuel Sr. (15)
15	Jauan Jennings (2)
LT 71	Trent Williams (15)
76	Jaylon Moore (2)
LG 65	Aaron Banks (14)
55	Jonathan Feliciano (3)
C 64	Jake Brendel (17)
RG 74	Spencer Burford (13)
55	Jonathan Feliciano (4)
RT 68	Colton McKivitz (17)
TE 85	George Kittle (16)
89	Charlie Woerner (2)
WR 11	Brandon Aiyuk (16)
3	Ray-Ray McCloud III (1)
QB 13	Brock Purdy (16)
14	Sam Darnold (1)
RB 23	Christian McCaffrey (16)
25	Elijah Mitchell (1)
FB 44	Kyle Juszczyk (16)
Defense	
LDE 94	Clelin Ferrell (15)
97	Nick Bosa (2)
LDT 91	Arik Armstead (12)
99	Javon Kinlaw (3)
90	Kevin Givens (1)
98	Javon Hargrave (1)
RDT 98	Javon Hargrave (15)
99	Javon Kinlaw (2)
RDE 97	Nick Bosa (15)
94	Clelin Ferrell (2)
SAM 48	Oren Burks (3)
45	Demetrius Flannigan-Fowles (1)
MIKE 54	Fred Warner (17)
WILL 57	Dre Greenlaw (15)
48	Oren Burks (2)
LCB 7	Charvarius Ward (17)
RCB 2	Deommodore Lenoir (11)
20	Ambry Thomas (6)
SS 29	Talanoa Hufanga (10)
27	Ji'Ayir Brown (5)
33	Logan Ryan (2)
FS 31	Tashaun Gipson Sr. (16)
41	Taylor Hawkins (1)
NB 2	Deommodore Lenoir (6)
26	Isaiah Oliver (6)
DT 99	Javon Kinlaw (1)

HISTORICAL HIGHLIGHTS

1949

December 10, the NFL and AAFC announced that the two leagues will merge. The NFL agrees to adopt Baltimore, Cleveland and San Francisco as new franchises.

1950

The 49ers struggled in their NFL debut, winning only three games. A rival coach described them as “not big enough or tough enough.”

1951

In an amazing reversal of form sparked by a great rookie group, the 49ers were in the race until the season’s final day and finished only a half game off the top. Led by LB Hardy Brown and his famed shoulder tackle, the club had one of the toughest defensive units in the League. QB Y.A. Tittle and E Billy Wilson began their great 49er careers.

1952

After a blazing start, the 49ers slumped in mid-season. HB Hugh “The King” McElhenny came off the University of Washington campus to become the NFL Player Of The Year and the most feared runner in football.

1953

The 49ers had their best NFL showing posting a 9–3 record, normally good enough for a championship. Detroit, however, was 10–2. Two of San Francisco’s losses came with QB Y.A. Tittle sidelined because of a severe facial injury. The three defeats were by a total of nine points. FB Joe “The Jet” Perry became one of the few players in pro history to gain more than 1,000 yards in a single season. E Gordy Soltau was the league’s top scorer for the second straight year.

1954

The 49ers jumped out to a blazing start, posting a 4–0–1 record through the season’s first five games. However the early momentum was slowed by injuries to three key members of the legendary “Million Dollar Backfield.” QB Y.A. Tittle, HB Hugh McElhenny and FB Joe Perry all missed action with different injuries, but Perry returned to become the first player to record 1,000 yards rushing in consecutive seasons.

1955

With HB Hugh McElhenny hobbled by a foot injury, the 49ers had their second-worst season in history under Norman P. Strader, who succeeded Buck Shaw as head coach.

1956

In head coach Frankie Albert’s first year at the helm, the 49ers were in last place at mid-season with a 1–6 record. They went 4–0–1 in their last five games for a brilliant stretch drive.

1957

This undoubtedly was one of the most emotional and dramatic seasons in 49ers history. Every game was a cliffhanger and the Alley Oop pass from QB Y.A. Tittle to rookie HB R.C. Owens became a household byword. Emotions reached a peak when the beloved Tony Morabito collapsed and died of a heart attack at the Chicago Bears game on Oct. 27. Trail–ing 17–7, the 49ers fought back for a great victory, 21–17. The magnificent E Billy Wilson caught a pass from Tittle for the winning touchdown in the fourth quarter. Tied with Detroit at 8–4 when the season ended, the 49ers lost the playoff game, 31–27, after holding a 27–7 lead in the third quarter.

1958

An up–and–down season finished on a high note with victories over Green Bay and Baltimore. The 6–6 record, however, was blackened by the 33–3 and 56–7 lacings at the hands of the Los Angeles Rams. Head coach Frankie Albert resigned at the end of the year.

1959

With Howard W. “Red” Hickey in charge, the 49ers were in contention all the way and QB John Brodie came into his own at quarterback when he led the team to a 21–20 upset of Cleveland. HB J.D. Smith, a converted defensive back, became the second 49er to accumulate more than 1,000 yards rushing.

1960

Howard W. “Red” Hickey saved a seemingly hopeless season when he installed his shotgun attack and the club captured four of its last five games, including a 30–22 upset of Baltimore.

1961

The success of Howard W. Hickey’s shotgun amazed the football world, especially in a 49–0 victory over Detroit. QB Billy Kilmer, a passing–running rookie from UCLA, was made to order for the new offense. When the shotgun stopped, QB John Brodie took over again in the T formation and had the finest season in 49ers QB annals. Indicating the evenness of NFL competition, the 49ers were playing for a second–place tie, plus a trip to the Runner–up Bowl at Miami, or a fifth–place position on the last day of the season. The Colts again won by three points, but 1961 will remain as one of the most exciting and interesting years in 49ers history.

1962

For the first time since 1956, the 49ers finished a frustrating season with more defeats than victories. In so doing, the honored adage of “it’s easier to win at home than on the road,” proved false—the 49ers won only one of seven at Kezar Stadium, but captured five of seven road contests.

1963

A multitude of injuries to key personnel started the 49ers off to a disappointing 2–12 season. One of the victories, however, was a 20–14 upset of ultimate world champion Chicago, the only league defeat suffered by the Bears all season.

1964

Club Chief Executive Victor P. Morabito died of a heart attack in May. Injuries to key personnel prevented the 49ers from gaining enough offensive momentum to forge a winning season despite having one of the toughest defensive units in the league. Outstanding rookie performances by E Dave Parks, QB George Mira and LB Dave Wilcox also took some of the sting from the 4–10 record.

1965

Outstanding offensive performances enabled the 49ers to jump from the bottom to fourth place in the Western Division as the team led the NFL in both scoring and total offense. QB John Brodie was the most productive passer in the NFL, E Dave Parks led the league in receiving and rookie FB Ken Willard and veteran HB John David Crow, acquired in an off–season trade, led a strong ground game. The 7–6–1 record included a season–opening 52–24 victory over the Chicago Bears, marking the most points scored by the 49ers in NFL play.

1966

After a somewhat slow start, the 49ers got in gear just before the midway point and became one of only two teams to beat the eventual world champion Green Bay Packers. After that, they finished with a respectable 6–6–2 record and were in the battle for second place in the Western Division until the final league game. G John Thomas and E Dave Parks were All–Pro, and they joined G Howard Mudd, C Bruce Bosley, FB Ken Willard and LB Dave Wilcox in the Pro Bowl.

1967

An auspicious start (5–1) disintegrated into disappointment for the 49ers as injuries took a heavy toll and a six–game losing streak took them out of the running. QB George Mira came off the bench to lead the squad to two season–ending victories and salvage a 7–7 record. There were bright spots, however, as QB John Brodie and the 49ers were the only team to beat the power–laden Rams in a league game. G Bruce Bosley played in the Pro Bowl for the second straight season.

1968

Under new coach Dick Nolan, the 49ers posted a 7–6–1 record. The season turned on key wins over the New York Giants, 26–10, and Green Bay, 27–20. Brilliant performances by QB John Brodie, WR Clifton McNeil and RB Ken Willard led a prolific offense, while DT Charlie Krueger, LB Dave Wilcox and DB Kermit Alexander sparked a revitalized defense. McNeil and G Howard Mudd were chosen All–NFL and were joined by Wilcox, Willard and Alexander in the Pro Bowl.

1969

Beset by injuries that nearly decimated the defensive unit, the 49ers struggled through the early part of the season. They went winless in their first five games before beating Baltimore, the first time they had beaten the Colts in 13 previous games. The 49ers finished 4–8–2 and five players—CB Jimmy Johnson, LB Dave Wilcox, G Elmer Collett, FB Ken Willard and rookie WR Gene Washington—were selected to the Pro Bowl. Johnson was also All–Pro and winner of the Len Eshmont Award.

1970

This was the greatest year since the club became a member of the NFL in 1950. The team recorded a 10–3 record and captured the Western Division (NFC) Championship. QB John Brodie was the NFL’s Player of the Year, CB Bruce Taylor was NFC Rookie of the Year and Coach Dick Nolan was a near-unanimous choice as NFC Coach of the Year. Brodie, WR Gene Washington, LB Dave Wilcox and CB Jimmy Johnson were All–Pro and joined T Len Rohde in the Pro Bowl.

1971

The 49ers forged a 9–5–0 record and won their second consecutive NFC Western Division title, clinching the crown on the final day by beating Detroit, 31–27, the identical score by which the Lions had knocked the 49ers out of championship play in 1957. The season also was the club’s first in its plush new home, Candlestick Park. C Forrest Blue, LB Dave Wilcox and CB Jimmy Johnson were All–Pro and joined in the Pro Bowl by TE Ted Kwalick, WR Gene Washington, RB Vic Washington, DE Cedrick Hardman and CB Bruce Taylor.

1972

Early-season inconsistency, compounded by an injury to QB John Brodie in the fifth game of the season, cast appall on the 49ers prospects for a third-straight NFC Western Division title, but QB Steve Spurrier stepped in for Brodie and turned things around with a brilliant, poised performance. In the final quarter of the final game against Minnesota, the recovered Brodie relieved Spurrier and threw two TD passes in a 20–17 win over the Vikings. The victory clinched divisional title number three, but Spurrier’s nine-game contribution was the key. C Forrest Blue, DB Jimmy Johnson, TE Ted Kwalick, WR Gene Washington and LB Dave Wilcox were All–Pro selections.

1973

In what was both a disappointing and significant year, the 49ers were 5–9 after tackling the NFL’s toughest schedule, a rash of key injuries and an unsettled quarterback situation. It also marked the end of the brilliant careers of QB John Brodie and DT Charlie Krueger, both of whom retired at year’s end. C Forrest Blue and LB Dave Wilcox were voted All–Pro and joined in the Pro Bowl by TE Ted Kwalick, G Woody Peoples and P Tom Wittum.

1974

The 49ers used five different quarterbacks after an injury to starter QB Steve Spurrier, a week before the season opened, sidelined him for most of the year. After winning the first two games, the club lost a team-record seven straight and then closed with a rush, winning four of its last five to finish the season 6–8. RB Wilbur Jackson was named The Sporting News ROOKIE OF THE YEAR and was named to the NFL All–Rookie team along with QB Tom Owen and DB Mike Holmes. C Forrest Blue and P Tom Wittum were All–NFC and selected for the Pro Bowl along with CB Jimmy Johnson. A knee injury forced perennial All–Pro LB Dave Wilcox to retire after a brilliant 11-year career with the 49ers.

1975

A strong defensive performance throughout the season couldn’t offset an erratic offense troubled by an unsettled quarterback situation and a rebuilding offensive line. The high point of the 5–9 season was a 24–23 win over Los Angeles to end a 10-game losing streak to the Rams. At season’s end, CB Jimmy Johnson was the club’s first ever two-time Len Eshmont Award winner.

1976

A turnaround year for the 49ers as the team, under coach Monte Clark, posted an 8–6 record, their first winning season since 1972. With new QB Jim Plunkett at the controls, the 49ers got off to their best start ever (6–1), before hitting a mid-season four-game losing streak knocking the club out of playoff contention. The season saw the emergence of a powerful defensive unit that led the league in quarterback sacks with 61. RB Delvin Williams set a 49ers single-season rushing record with 1,203 yards. DE Tommy Hart was named All–Pro and played in the Pro Bowl along with Williams, DE Cleveland Elam and LB Dave Washington. C Randy Cross was an All–Rookie team selection. Hart became a two-time winner of the Len Eshmont Award and CB Jimmy Johnson retired after a brilliant 16-year career with the 49ers.

1977

In the 32nd year of their existence, the 49ers began a new era. On March 31, 1977, the club became the property of Edward J. DeBartolo Jr. and came under the guidance of Joe Thomas as general manager. The changeover was made more dramatic because the San Francisco 49ers were one of the few NFL franchises which had never previously changed ownership or location. On the field, under Coach Ken Meyer, the 49ers ran hot and cold. The club lost its first five games, then won five of the next six before dropping the final three contests to finish 5–9. SS Mel Phillips was named winner of the coveted Len Eshmont Award. DE Cleveland Elam was selected All–Pro and played for the NFC in the Pro Bowl.

1978

The 49ers suffered through their longest season as the club fell to 2–14 and three coaches were hired and fired in less than 12 months. First Head Coach Pete McCulley departed after nine games with a 1–8

record, and his replacement, Fred O’Connor, was let go at the end of the year as the team won just one of its final seven contests. Bill Walsh was hired as the new coach and general manager. RB Paul Hofer, who replaced RB O.J. Simpson when the newly-acquired star went to the sidelines for the year with a shoulder injury, was named recipient of the Len Eshmont award.

1979

The 49ers suffered through their second consecutive 2–14 season, but there were several indications of improvement. San Francisco went from virtually the worst-ranked offensive team in the league in ’78 to one of the most productive in ’79, ranking first in passing offense in the NFC and sixth in total offense in the NFL. RB Paul Hofer again was the Len Eshmont Award recipient and individual leader, racking up 615 yards rushing and an additional 662 yards receiving on 58 catches in only seven starts. QB Steve DeBerg broke Fran Tarkenton’s NFL record for completions by connecting on 347 passes. K Ray Wersching set a club record with an 83.3 field goal percentage and also led the league with that mark. RB O.J. Simpson retired from the 49ers and the NFL, finishing as the second leading rusher of all time with 11,236 yards.

1980

In their second season of the Bill Walsh era, the 49ers showed gradual improvement in their rebuilding program. A three-game winning streak to open the season, combined with a three-game victory string from Week 12 through Week 14, enabled the Niners to post a 6–10 season, tripling the number of victories from each of the previous two 2–14 campaigns. Week 14 was a day when the 49ers made NFL history. That December 7 at Candlestick Park, the 49ers overcame a 35–7 halftime deficit against the New Orleans Saints to win in overtime, 38–35. The 28-point comeback was the biggest comeback in NFL history. E Jim Stuckey and P Jim Miller were named to All–Rookie teams, while another rookie, FB Earl Cooper, led the NFC in receptions with 83, the most catches ever by an NFL rookie. WR Dwight Clark caught 82 passes to break the team wide receiver mark, and QB Joe Montana set the club passing percentage record at 64.5 with 176 completions in 273 attempts.

1981

It was a year of firsts and bests for the 49ers in 1981. In his third season as head coach and general manager, Bill Walsh guided San Francisco to a 16–3 record (best record in the league that year), the NFC Western Division title (first since ’72), the NFC Championship crown (first ever for the 49ers) and the World Championship/Super Bowl XVI win (first ever for the 49ers). Walsh earned every possible NFC Coach of the Year award and all seven NFL Coach of the Year honors, while six 49ers were named to the Pro Bowl—WR Dwight Clark, C Randy Cross, QB Joe Montana, DE Fred Dean, S Ronnie Lott and S Dwight Hicks. Three San Francisco players were selected to All–Pro teams as recognized by the NFL—Cross, Lott and Dean. Montana, who led the NFC in pass-

ing in '81, was named MVP of Super Bowl XVI (for leading his team to a 26–21 win over the Cincinnati Bengals of the AFC). Dean was picked UPI NFL Defensive Player of the Year, NFL Outstanding Defensive Lineman of the Year (NFL Players Association) and NFC Defensive Player of the Year (Kansas City Committee of the 101). San Francisco opened and closed the season in Pontiac, MI in drastically different styles. The 49ers lost two of their first three games of 1981, including the season opener on the road against Detroit, then ran off seven wins—before a loss to Cleveland 15–12—and ran off eight more wins (including playoffs, the NFC Championship and Super Bowl XVI). The 49ers won 15 of their last 16 games, beat five opponents twice—including all three postseason foes—and became the first team since Chicago in 1945–47 to go from the worst NFL record (2–14 in 1979) to the league's best (13–3 in '81) in just three seasons. All this happened with three rookies (S Carlton Williamson, CB Eric Wright and Lott) starting in the defensive secondary. Those three rookies, along with Montana, Clark, Cross, WR Freddie Solomon and Hicks, combined with “old veterans” Dean and LB Jack “Hacksaw” Reynolds, formed a nucleus of world championship vintage.

1982

As defending world champions, the San Francisco 49ers did not enjoy the 1982 season, but then not many NFL fans, coaches and players throughout the league did either (except maybe in Washington, who were Super Bowl XVII champs). The Niners fell to 3–6 and missed out on the playoffs. In the strike-shortened season, San Francisco went winless at home (0–5) but did manage a 3–1 road record (the Niners were 0–2 prior to the 57–day players' strike and 3–4 following it). WR Dwight Clark had an outstanding season, leading the NFL with 60 receptions and being named consensus All-Pro and NFL Player of the Year by Sports Illustrated. LB Keena Turner (second-team All-Pro), S Ronnie Lott (Pro Bowl), C Randy Cross (Pro Bowl), S Dwight Hicks (Pro Bowl), T Keith Fahnhorst and QB Joe Montana (NFL record for five straight 300-yard passing games) were bright spots in an otherwise disappointing season.

1983

For the second time in three seasons, San Francisco played in the NFC Championship Game. The '83 49ers were 10–6 (third best regular season victory total in club history) and NFC Western Division Champions (fifth time since 1970, second time since 1981). In the playoffs, San Francisco squeezed past Detroit, 24–23, but lost to Washington, 24–21, in the NFC Championship contest. Individual standouts included QB Joe Montana (the league's No. 1 all-time QB entering the 1984 season), S Ronnie Lott (making his third Pro Bowl appearance in as many years), DE Fred Dean (leading the NFC in sacks with 17.5), DE Dwaine Board (second in sacks with 13), CB Eric Wright (team leader in interceptions with seven, two for scores), WR Dwight Clark (team leader with 70 receptions and eight TDs), WR Freddie Solomon (club record 21.4 yards per catch), K Ray Wersching (team-record 126 points, including a perfect 51–of–51 PATs), offensive linemen C Randy Cross, T Keith Fahnhorst and G John Ayers, RB Roger Craig (752 yards rushing, 427 receiving), RB Wendell Tyler (856 rushing yards, 285 receiving) and NFL All-Rookie team pick LB Riki Ellison.

1984

The 49ers experienced the most successful regular season in NFL history by winning a league record 15 games, including all eight road contests—setting yet another NFL standard. The Niners broke 14 team records in '84, while becoming the first NFC team to sweep all of its conference games, and the first NFC West unit to win all contests within the division. Led by RB Roger Craig and QB Joe Montana, San Francisco capped the year by routing the Miami Dolphins in Super Bowl XIX, 38–16. The win was the 18th victory of the '84 campaign, establishing an NFL standard for wins in a single season (including playoffs). San Francisco scored a then team-record 475 points. The 49ers defense was the stingiest in the NFL in '84, allowing a league-low 227 points scored. Honors were numerous, including Pro Bowl recognition for 10 of Bill Walsh's charges—Montana, RB Wendell Tyler, T Keith Fahnhorst, C Randy Cross and C Fred Quillan on offense and S Dwight Hicks, S Ronnie Lott, S Carlton Williamson and CB Eric Wright (the entire Niners secondary), and LB Keena Turner on defense.

1985

At 10–6, San Francisco qualified for postseason play for the fourth time since 1981. Offensively, RB Roger Craig and WR Jerry Rice emerged as potent weapons in the attack. Craig became the first NFL player to surpass 1,000 yards rushing and receiving in the same season. Rice was named NFC ROOKIE OF THE YEAR and set the team record for first-year players with 927 receiving yards. The defense experienced the influx of four new starters in '85 (NT Michael Carter, LB Todd Shell, LB Michael Walter and DE John Harty). Carter won a berth on the Pro Bowl team, as did DBs Eric Wright and Carlton Williamson.

1986

The 49ers captured their fourth NFC Western Division title since 1981. Offensively, the team was led by All-Pro wide receiver WR Jerry Rice, who paced the NFL with 1,570 receiving yards and 15 touchdowns. Those marks established club standards in addition to Rice's team-record 16 total scores. The defense managed 49 takeaways, tying the Kansas City Chiefs for NFL leadership. San Francisco's 39 interceptions and 578 return yards set team records, while five scores on interceptions returns tied another club mark. S Ronnie Lott tied HB Dave Baker's 1960 team record with 10 interceptions. The output by young players was vital due to major injuries suffered by many starting veterans. San Francisco made 20 roster moves during the season, shuffling players in and out of action. QB Joe Montana missed Weeks 2–9 due to back surgery, while backup signal-caller Jeff Kemp did not play Weeks 8–11 due to a hip injury.

1987

The San Francisco 49ers marched to an NFL regular season best 13–2 record. It marked a league-leading third time in the decade of the '80s that the team either tied or posted the best win-loss percentage during the regular season. San Francisco led the NFL with 5,987 total yards and was best among league defenders allowing 4,095 total yards. It was the first time in Niners history that the team led the league in fewest total yards allowed. WR Jerry Rice

set NFL records with 22 receiving touchdowns and scoring receptions in 13 consecutive games. The durable wide out received postseason Most Valuable Player awards from nearly every news agency and sports publication. QB Joe Montana won the first NFL passing title of his nine-year career and set a team record with 31 touchdown passes. S Ronnie Lott, Montana and Rice were joined by NT Michael Carter and RB Roger Craig on the NFC squad in the 1988 Pro Bowl.

1988

The 49ers climaxed their 1988 season in thrilling fashion with a dramatic touchdown drive in the waning seconds of Super Bowl XXIII. QB Joe Montana's 10-yard scoring toss to WR John Taylor with 34 seconds remaining in the contest gave the Niners their third Super Bowl win of the decade and the rights to the title “Team of the 1980s.” The world championship game against the Cincinnati Bengals was a microcosm of the entire '88 campaign. San Francisco opened the year strong with a 5–2 record, but by Week 12 were 6–5, two games out of first place with only five contests to play. That week's victory over Washington launched a four-game winning streak that resulted in the Niners moving up from third to first place in the NFC West standings and earning a third consecutive NFC Western Division title. As the season ended RB Roger Craig broke the team's single season rushing record (finishing with 1,502 yards) and K Mike Cofer established new Niners single-season standards for field goals attempted (38) and made (27). WR Jerry Rice went on a playoff tear that included: an NFL postseason record-tying three touchdown receptions against Minnesota, the Montana-to-Rice battery hooked-up on first half touchdowns of 61 and 27 yards at Chicago, and concluded with a Super Bowl XXIII MVP performance of 11 receptions for a Super Bowl record 215 yards and a touchdown. Defenders S Ronnie Lott, DE Charles Haley, NT Michael Carter, along with Rice, Taylor and Craig, were selected to the Pro Bowl.

1989

George Seifert was named head coach of the San Francisco 49ers just four days after the team had won its third World Championship under retiring head man Bill Walsh. Seifert's quest for the title was tested early and often as the 49ers endured nail-biting wins at Indianapolis (30–24) and Tampa Bay (20–16) to open the season. QB Joe Montana threw for 428 yards and five touchdowns, including a team-record four TD tosses in the fourth quarter resulting in a 10–point victory (38–28) in Philadelphia. Under first-year offensive coordinator Mike Holmgren, the Niners accumulated more yardage than any other NFL team. WRs Jerry Rice and John Taylor, RB Roger Craig, G Guy McIntyre and QB Joe Montana were 1990 Pro Bowl participants. Rice's 1,483 receiving yards paced the league. Craig exceeded 1,000 yards rushing for the second consecutive season and running mate FB Tom Rathman led NFC running backs with 73 receptions. Montana had the best season of his career. A consensus Player of the Year, Montana's 112.4 quarterback rating set a then NFL single-season record. Montana was selected by his teammates as the '89 recipient of the Len Eshmont Award. Fueled by Rice's 72-yard first quarter catch—and-run for a score, the 49ers

exploded for 27 first half points and cruised to a 41–13 victory against Minnesota in their opening '89 playoff contest. The 49ers faced Los Angeles in the NFC Championship Game. The Niners started slowly, however. Two long, second–quarter scoring drives and a touchdown set up by an interception gave San Francisco a 21–3 lead at intermission. Cofer's three field goals cushioned San Francisco's lead as the team advanced to Super Bowl XXIV with a satisfying 30–3 win. The 49ers displayed optimal performance at the highest level of competition while securing their second consecutive World Championship. The resounding 55–10 defeat of the Denver Broncos in Super Bowl XXIV was a convergence of talent and technique, planning and purpose. San Francisco tied or set nearly 40 Super Bowl records and Montana was honored with the game's MVP award for an unprecedented third time.

1990

The Niners finished the season with an NFL–best 14–2 mark and came within four seconds (in a 15–13 loss to the NY Giants) of earning their third consecutive trip to the Super Bowl. In addition to recording the NFL's best win–loss mark for the second straight season, the 49ers captured the NFC Western Division title for the fifth consecutive year and the eighth time since 1981 ('81, 1983–84, 1986–90). San Francisco claimed its 11th Division crown since the NFL/AFL merger of 1970, more than any NFC Western Division opponent (the Rams were second with eight), and second most in NFL history (behind Miami's 13 AFC East titles).

San Francisco opened the 1990 season with a team–record 10 consecutive victories. The 49ers also posted an 8–0 mark on the road, giving them the longest road winning streak in league history (19 games, including postseason) heading into '91. QB Joe Montana and WR Jerry Rice again formed one of the most prolific aerial combinations in pro football. Montana, who was named 1990 Sportsman of the Year by Sports Illustrated, finished his 12th NFL season by throwing for a then team–record 3,944 yards. He also tossed 26 touchdown passes (second in the NFC) and finished as the third highest rated quarterback in the conference. On the receiving end of many of those Montana passes was Rice, who became only the fourth player in league history to reach the century mark in receptions for a single season. Rice hauled in 100 passes for 1,502 yards and 13 TDs, and earned his fifth consecutive trip to the Pro Bowl.

In one of the most memorable performances of the season (if not team history), Rice tied an NFL record with five TD receptions in a 45–35 victory at Atlanta, October 14. The defensive side of the ball was led by LB–DE Charles Haley's 58 tackles and an NFC–high 16 sacks. For his efforts, the fourth–year player from James Madison University was named as a starter in the 1991 Pro Bowl. LB Bill Romanowski led the team in tackles with 79, while CB Darryl Pollard registered 74, including a team–high 72 solo stops. A number of team career records fell by the wayside in '90. Montana slipped past QB John Brodie to take over the career passing lead (34,998 yards), while RB Roger Craig became the all–time team record holder in career receptions with 508, moving ahead of WR Dwight Clark's total of 506. The 49ers placed five players on the 1991 NFC Pro Bowl squad, four as starters. Representing the 49ers were Haley, Rice, S Ronnie Lott and G Guy McIntyre, while

Montana, selected as a starter, was unable to participate because of a finger injury suffered in the NFC Championship Game.

1991

It was a classic case of "too little...too late" for the San Francisco 49ers in 1991. After losing six of their first 10 games by a total of 26 points, the Niners won their remaining six contests (by a total of 95 points) but missed the playoffs for the first time since 1982.

The 49ers finished the 1991 campaign in impressive fashion during that final six–game span, with a margin of victory that averaged almost 16 points. During that final six–game span, the Niners defeated three playoff teams (New Orleans, Kansas City and Chicago) while averaging 31.5 points per game in the process. WR Jerry Rice continued to register his place in club and league history taking over the club's career receiving record with 525 catches. Rice finished third in the NFC with 80 receptions and 1,206 yards, surpassing 1,000 receiving yards for a club–record sixth consecutive season, and he led the NFL with 14 TD receptions. QB Steve Young won the NFL passing title, despite missing six games due to a knee injury. Young, who passed for 2,517 yards and 17 TDs, finished with a 101.8 rating, besting Washington's Mark Rypien (97.9) for the title.

When Young was injured at Atlanta November 3, QB Steve Bono (1,617 yards, 11 TDs) came off the bench to rally the team to five consecutive victories. On the defensive side of the ball, S Dave Waymer finished as the leader in total tackles (86), solo tackles (77), interceptions (4), interception return yards (78) and passes defended (16) and tied CB Kevin Lewis for the lead in forced fumbles (3). LB–DE Charles Haley and DE Larry Roberts each posted seven sacks, while CB Don Griffin's 99–yard fumble return against the Bears set a team record and was the third longest return in league history. San Francisco placed three players on the 1992 NFC Pro Bowl squad, two as starters, as Rice, Guy McIntyre and Haley were all selected (Rice and McIntyre as starters). It was the sixth time in Rice's seven–year career that he was selected to play on the islands. McIntyre and Haley were each selected for the third time.

1992

The San Francisco 49ers continued their winning tradition as they once again posted the NFL's best regular season record (14–2), while winning their sixth NFC Western Division title in seven years, and advancing to the NFC Championship Game for the second time in three seasons. In the NFC Divisional Playoffs, the 49ers defeated defending Super Bowl Champion Washington (20–13). However, San Francisco fell to Dallas, 30–20, in the NFC Championship Game at Candlestick Park the following week.

WR Jerry Rice continued to etch his name in football history, becoming the NFL's all–time touchdown reception leader with 103. He tied Steve Largent's mark of 100 in Week 13 against the Philadelphia Eagles (11–29), then broke the record the following week vs. the Miami Dolphins (12–6). QB Steve Young, who harvested a total of 34 awards, including the NFL's Most Valuable Player Award, won the NFL passing title for the second straight year, finishing an amazing 16.3 points ahead of his closest competitor. Young, who passed for 3,465 yards and 25 TDs, finished with a 107.0 rating. Following his 101.8 rating

in 1991, it marked the first time in league history that anyone had posted back–to–back seasons with ratings higher than 100 each year. RB Ricky Watters gained 1,013 yards to establish a team rushing record for first–year backs. K Mike Cofer's 107 points led the 49ers in scoring for the fifth consecutive year.

On the defensive side of the ball, linebacking led the charge as LB Bill Romanowski finished as the leader in total tackles (80) and assists (15). LB Mike Walter (67 solo stops) and LB Tim Harris (17 sacks for 116 yards) also led defensive categories. CB Don Griffin paced the defensive backfield with five interceptions and 19 passes defended.

Fans at Candlestick saw the Niners rewrite part of the team's record book in '92 as they set team marks for total offense (598 yards) vs. the Buffalo Bills (Sept. 13) and points (56) in their win over the Atlanta Falcons (56–17, 10–18). San Francisco placed seven players on the 1993 NFC Pro Bowl squad, including four starters and five first–time participants. Rice, G Guy McIntyre, DT Pierce Holt and Young were all named as starters. TE Brent Jones, Watters and T Steve Wallace were also selected. It was the seventh time in Rice's eight–year career that he was selected to play on the islands and McIntyre was named for the fourth time, while the others made their first visits.

1993

The 1993 season was another in a long line of successes for the San Francisco 49ers. Among the team's accomplishments were: a 10–6 record, marking an NFL–record 11th consecutive season with 10 or more victories, the team's 10th NFC West title in 13 seasons and a third appearance in four years in the NFC title game. In addition, San Francisco led the National Football League in scoring and total offense and established or tied five of the team's nine major offensive records. The marks set included most net offensive yards (6,435), most TDs (61), most first downs (372) and highest average gain per play (6.3). The Niners also tied the team mark for net passing yards in a season with 4,302, equaling the record set in 1989.

Individually, QB Steve Young became the first player in NFL history to lead the NFL in passing three consecutive seasons, when he posted a 101.5 rating in 1993. In addition, it was his third consecutive season with a rating over 100, also a league first. Young completed 68 percent of his passes (second highest in team history) for a then club–record 4,023 yards. His 29 scoring passes in '93 ranked third on the team's single–season charts.

RB Ricky Watters led the ground game for the second consecutive season, narrowly missing the 1,000–yard mark with 950 yards. Watters posted 10 rushing TDs during the season and set an NFL single–game playoff record with a five–touchdown outburst vs. the New York Giants. WR Jerry Rice posted one of his best seasons, recording 98 receptions for 1,503 yards and 15 touchdowns on his way to being named NFL OFFENSIVE PLAYER OF THE YEAR by Associated Press. He also received the team's Len Eshmont Award. Defensively, DT Dana Stubblefield was named the NFL DEFENSIVE ROOKIE OF THE YEAR, capping a season in which he registered 10.5 sacks. LB Bill Romanowski (105) and S Tim McDonald (91) topped the team in tackles. Young, Rice and McDonald were selected to the Pro Bowl, joining T Harris Barton, G Guy McIntyre, TE Brent Jones and C Jesse Sapolu with that honor.

1994

The 1994 San Francisco 49ers completed one of the most impressive seasons in NFL history by capturing their NFL-record fifth Super Bowl Championship at Joe Robbie Stadium in Miami. San Francisco defeated the San Diego Chargers 49–26 in Super Bowl XXIX to put the finishing touches on a 16–3 season and win an unprecedented fifth Vince Lombardi Trophy.

The offseason started on a high note. Despite facing an NFL-imposed salary cap in 1994, the 49ers still managed to sign such veteran free agents as LB Ken Norton Jr., LB Gary Plummer, DE Tim Harris, DE Charles Mann, DE Richard Dent, LB Rickey Jackson, C Bart Oates, WR Ed McCaffrey and CB Toi Cook. Then, after some draft day maneuvering, San Francisco came away with two first-round picks in DT Bryant Young and FB William Floyd. Injuries, however, played a key factor early in the campaign. By the end of the second game in Kansas City, the 49ers had lost most of their starting offensive line, as well as the services of Dent, their top pass-rusher, to various injuries. Despite signing CB Deion Sanders prior to Week 3, the problems continued. Still playing with a decimated line, San Francisco suffered its worst loss in almost 14 years when it dropped a 40–8 decision to the Philadelphia Eagles in Week 5 at Candlestick Park. The season turned around the following Sunday at Detroit when the 49ers, trailing 14–0 at one point, rallied to defeat the Lions 27–21. That win started a winning streak that extended 10 games and saw the 49ers finish 13–3 and win the Super Bowl. Among the other highlights from the 1994 season, the 49ers offense was one of the most potent ever. During the 16-game regular season, the 49ers scored a team-record 505 points, a total that ranks as the fourth-highest total in NFL history. The 31.6 points per game average also established a team record. In addition, San Francisco scored 66 touchdowns, shattering the previous team mark of 61.

QB Steve Young recorded one of the finest seasons in NFL history. He set a league record with a QB rating of 112.8 and became the first player in NFL history to lead the league in passing four consecutive seasons. He also set team records for completion percentage (70.2) and touchdown passes (35). In Super Bowl XXIX, he passed for a record six touchdowns, while being named the game's MVP.

Rookie Floyd emerged as one of the league's brightest young stars, rushing for 305 yards and six TDs. The 49ers went 10–1 after he was named to the starting lineup in Week 6 at Detroit. Young finished third on the team in rushing with 293 yards and led the team with seven rushing touchdowns. WR Jerry Rice set a team record with 112 receptions for 1,499 yards and 13 touchdowns. However, his shining moment came in Week 1 vs. the Los Angeles Raiders when he eclipsed Jim Brown's all-time touchdown mark with 127. Norton Jr. led the 49ers with 92 total tackles and 79 solo stops. S Merton Hanks placed second with 79 tackles (66–13) while leading the team with seven interceptions. DT Dana Stubblefield's 8.5 sacks and 53.5 sack yards led the squad for the second consecutive season. And finally, Sanders, who joined the team in Week 3, shattered the team record with an NFL-high 303 interception return yards on six thefts. Among his three returns for touchdowns (tying a team mark) were efforts of 93, 90 and 74 yards. He was named the NFL Defensive Player of the Year as well as a starter in the

Pro Bowl. Other Pro Bowl selections included Young, Rice, TE Brent Jones, Oates, G Jesse Sapolu, Hanks, Stubblefield, S Tim McDonald and RB Ricky Watters. CB Eric Davis had a team-leading 22 passes defensed during the regular season and four interceptions in the playoffs.

1995

San Francisco once again captured the NFC West Championship, despite battling through a season in which injuries wreaked havoc time and again. Among the key contributors who were sidelined during the campaign were starting FB William Floyd, whose season ended with a severe knee injury in the October New Orleans game, and QB Steve Young, who missed five games with a shoulder injury. Those injuries, in addition to several others in the offensive line throughout the season, would have crippled most teams; however, the 1995 49ers established a reputation as one of the grittiest in team history.

The defensive unit created a new aggressive identity, finishing the season ranked number one in the NFL. Not only did it lead the league in scoring defense, it set team records for fewest rushing yards allowed (1,061) and fewest rushing yards per game (66.3). San Francisco's defense also excelled in takeaways, forcing a total of 34, including a team-record seven (five interceptions, two fumbles) that resulted in touchdowns.

Among the standout performers were Pro Bowl selections CB Eric Davis, FS Merton Hanks and SS Tim McDonald, marking the second consecutive season the 49ers secondary included three Pro Bowl picks. LB Ken Norton Jr. racked up 127 tackles and set a team single-game record by returning two interceptions for touchdowns at St. Louis. LB Lee Woodall and DT Dana Stubblefield rounded out the Niners Pro Bowl defensive players. Offensively, WR Jerry Rice posted the finest of his legendary 11 seasons with the 49ers. He became the NFL's career leader with 942 receptions and 15,123 yards, while also establishing the league's single-season standard with 1,848 yards. He was named as a starter in the Pro Bowl for the 10th consecutive season.

Young, who returned to quarterback the team for the final four regular season games, was also selected to the Pro Bowl, as was TE Brent Jones, who made the squad as an alternate. One of the highlights of the season was the emergence of QB Elvis Grbac. Playing in place of the injured Young, he directed the Niners to three of their biggest wins of the season at St. Louis, at eventual world champion Dallas and at Miami. Floyd was the recipient of the team's Len Eshmont Award.

1996

One streak continued and another ended for San Francisco in 1996. With a 12–4 record, the 49ers reached double digits in the win column for the 14th consecutive season, the longest streak in the NFL. However, the upstart Carolina Panthers unseated the Niners as NFC West Champions, ending their four-year reign. San Francisco remained one of the league's most dangerous teams with an aggressive defense and a productive offense. Despite losing QB Steve Young for four full games and parts of four others with various injuries, the 49ers offense ranked second in the NFC with 398 points and sixth in the NFL in total offense.

WR Jerry Rice became the first player in NFL his-

tory to record four 100-catch seasons after making a league-high 108 receptions for 1,254 yards. The 12-year veteran earned his NFL record-tying 11th Pro Bowl invitation and was a first-team All-Pro selection. Young won his fifth NFL passing title with a QB rating of 97.2 and was named to the Pro Bowl for the fifth consecutive season.

Defensively, the 49ers had the league's most imposing pass rushing trio in DE Roy Barker, DT Bryant Young and DE Chris Doleman. Barker finished fourth in the NFC with 12.5 sacks, while Doleman's 11 sacks moved him into seventh on the NFL's career list with 115.5. Young was named a starter on the NFC Pro Bowl team and earned first-team All-Pro honors after posting 11.5 sacks and 85 tackles. He also claimed the 49ers Len Eshmont Award as the team's most inspirational and courageous player. The third-year veteran was joined on the Pro Bowl team by FS Merton Hanks, who was invited for the third consecutive season. As usual, Rice's assault on the record books continued. He became the first player in NFL history to register 1,000 career receptions and 16,000 receiving yards. Rice also surpassed K Ray Wersching as the team's all-time leading scorer with 982 points.

1997

Although they appeared vulnerable after first week injuries to QB Steve Young and WR Jerry Rice, the San Francisco 49ers rallied under the direction of rookie head coach Steve Mariucci, reclaimed the NFC West title and advanced to the NFC Championship Game. The 49ers finished with a 13–3 mark, including an 11-game winning streak, despite losing Rice for all but two games. They did it behind a new-found running attack and the league's top-ranked defense.

Mariucci became one of 13 head coaches since the NFL–AFL merger in 1970 to lead his team to a division title in his rookie season, and he was the fourth to do it directly out of the college ranks. The former University of California skipper established an NFL record for consecutive wins by a rookie head coach with an 11-game streak (games 2–12). The 49ers claimed their 13th NFC West title in 17 years and posted 10-or-more wins for the 15th consecutive season. Young suffered a concussion against Tampa Bay on opening day, but remained healthy throughout the season and claimed his NFL record-tying (Sammy Baugh) sixth league passing title with a rating of 104.7. The 13-year veteran showed consistency while getting adjusted to a new coach, new running back and two young receivers.

The 49ers made a commitment to a power rushing attack by signing G Kevin Gogan during the offseason. The additional size up front allowed the 49ers to finish fourth in the NFC in rushing yards. RB Garrison Hearst (1,019 yards) became the first 49ers running back to rush for 1,000 yards since 1992. With Rice out, WR Terrell Owens and WR J.J. Stokes became the primary receiving targets. Owens led the team with 63 receptions for 936 yards and eight touchdowns, while Stokes posted 58 receptions for 733 yards and four touchdowns. Rice returned for one game against Denver (12–15) and helped the 49ers clinch home field advantage throughout the playoffs with a 34–17 win. Rice became the first non-kicker in league history to reach 1,000 points with a 14-yard touchdown catch in the second quarter of the Broncos contest.

The 49ers defense led the league in total yards



allowed (250.8), finished second in takeaways (41) and was tied for third in sacks (54). They helped carry the burden as the offense adjusted to new personnel. For the second consecutive season, the 49ers had three players reach double figures in sacks. DT Dana Stubblefield (15.0), DE Chris Doleman (12.0) and LB Kevin Greene (10.5) led the sack attack. Stubblefield finished second in the league in sacks and was named NFL Defensive Player of the Year by Associated Press and earned the Len Eshmont Award as the team's most inspirational player. Of the seven 49ers named to the Pro Bowl, five were from the defense. Stubblefield was joined by Doleman, FS Merton Hanks, LB Lee Woodall and LB Ken Norton Jr. Gogan and Young were San Francisco's offensive selections.

1998

Led by one of the most productive offenses in team and league history, San Francisco posted its 16th consecutive winning season and remained one of the NFL's elite teams. Behind the strong arm of QB Steve Young, the powerful legs of RB Garrison Hearst and the triple-threat receiving corps of WR Jerry Rice, WR Terrell Owens and WR J.J. Stokes, the 49ers rolled to a 12–4 regular season mark and an appearance in the NFC Divisional Playoff Game. Young opened the season in sizzling fashion. The 14-year veteran established an NFL record by throwing for over 300 yards in six consecutive games, breaking the previous record of five held by former 49ers QB Joe Montana. Young finished the season completing 322-of-517 (62.3) passes for 4,170 yards and 36 touchdowns. His final passing rating of 101.1 marked the seventh consecutive season he has surpassed the 100-point barrier and earned him his seventh consecutive trip to the Pro Bowl.

The 49ers offensive line, led by Pro Bowl G Kevin Gogan, paved the way for Hearst's record-setting season. Hearst, and his team-record and career-high 1,570 yards rushing, were a major reason the 49ers led the NFL in rushing. His 198-yard performance against the New York Giants on Monday Night Football also set a then team-record and was a personal-best. His four plays of 70 yards or more led the league and helped earn him his first career Pro Bowl selection.

The 49ers receiving corps was in the capable hands of Rice, Owens and Stokes. Rice, returning from a serious knee injury in 1997, earned his 12th career Pro Bowl nomination and finished with a team-high 82 receptions for 1,157 yards and nine touchdowns. The athletic Owens asserted himself among the league's best receivers and brightest young stars by catching 67 passes for 1,097 yards and 14 touchdowns. Stokes caught a career-best 63 passes for 770 yards and eight touchdowns.

The 49ers defense was paced by the inspiring play of DT Bryant Young. Young was having an exceptional season with 54 tackles and 9.5 sacks before suffering a season-ending leg injury against the New York Giants on Monday Night Football. Young was still named Eshmont Award winner although missing the final four regular season games. LB Winfred Tubbs, in his first season with the 49ers, earned his first career Pro Bowl nomination after finishing with 112 tackles. CB Darnell Walker, FS Merton Hanks, S Zack Bronson and S Tim McDonald led the team with four interceptions each.

1999

San Francisco had a streak of 16 consecutive winning seasons snapped, after finishing the 1999 season with a 4–12 record. A season-ending injury to QB Steve Young in Week 3 sent the 49ers into a tailspin from which they did not recover. Replacing Young proved to be quite a task for QBs Jeff Garcia and Steve Stenstrom. Garcia received the first try at the job and responded admirably, posting a 24–22 victory, with a QB rating of 106.0, over the Tennessee Titans in his first NFL start. Garcia would start the next four games, but was replaced by Stenstrom in Week 10 at New Orleans. With Stenstrom struggling in starts against the Saints, Rams and Packers, the 49ers coaching staff returned Garcia to the starting lineup for a December 5 game at Cincinnati. And what a return it was. Garcia threw for a career-high 437 yards against the Bengals, including throwing two touchdown passes to WR Jerry Rice. The game proved to be an impetus for Garcia, who over the final five games of the season completed 121-of-182 passes for 1,441 yards, eight touchdowns and three interceptions for a quarterback rating of 98.3.

During that stint, Garcia completed 66.5 percent of his passes and was sacked just three times for 25 yards. San Francisco also was faced with the task of replacing 1998 Pro Bowl RB Garrison Hearst and his team-record 1,570 yards rushing. A key off-season acquisition of RB Charlie Garner proved more than an adequate replacement. Garner rushed for a career-high 1,229 yards, caught a career-high 56 passes for 535 yards and finished third in the NFL with 1,764 total yards.

The San Francisco running attack also was given a boost by second-year FB Fred Beasley's 276 yards rushing and 282 yards receiving, both marks were career-high's. Overall the 49ers led the NFL with 2,095 yards on the ground, becoming the first team to lead the league for consecutive seasons since Buffalo did it in 1991–92. The 49ers also led the league with a per-rush average of 5.0 yards.

The San Francisco receiving corps was once again paced by Rice. He finished the year with 67 receptions for 830 yards and five touchdowns. Certainly not the kind of numbers that Rice is accustomed to, but over the final five games of the season, Rice caught 24 passes for 420 yards (17.5) and three touchdowns. In that span he posted two 100-yard games, including a six-reception, 143-yard effort at Atlanta (1–3) in the season finale. WR Terrell Owens added 60 receptions for 754 yards and four touchdowns while J.J. Stokes totaled 34 grabs for 429 yards and two touchdowns, including a five-reception, 130-yard performance at Atlanta (1–3) in the season finale.

The 49ers defense struggled for much of the season, but was highlighted by several individual performances. DT Bryant Young was named the Associated Press Comeback Player of the Year and earned a Pro Bowl selection. After overcoming a devastating leg fracture that ended his 1998 season and left his future clouded in doubt, Young answered all questions by earning a Pro Bowl nomination with his 11.0 sacks on the season. S Lance Schulters, in his first season as a starter, responded by finishing second in the NFC with six interceptions, including a game-winning 64-yard return against New Orleans (9–19) in the second week of the season. Schulters was named as the starting free safety for the NFC squad in the 2000 Pro Bowl.

2000

San Francisco opened its sixth decade in the NFL under new leadership. The transfer of ownership from Edward J. DeBartolo, Jr. to his sister Denise DeBartolo York was approved by the NFL May 23, 2000. DeBartolo, Jr. ended his tenure after guiding the 49ers to five Super Bowl Championships and 16 postseason appearances. A young San Francisco team, which at one point started five rookies on defense, showed marked improvement throughout the season, winning four of the last six games, to finish 6–10.

The offense again was one of the best in the league, which led to three starters being named to their first Pro Bowl – QB Jeff Garcia, RB Charlie Garner and WR Terrell Owens. Garcia, who was in his first season as the full-time starter, set the pace for the offense all season long. He set career-highs in every category, completing 355-of-561 passes for a team-record 4,278 yards, with 31 touchdowns and only 10 interceptions. He finished the year ranked fifth in the NFL with a 97.6 quarterback rating. Garcia started all 16 games and had six 300-yard passing games, including a 402-yard effort against Chicago in December, which was his third straight 300-yard passing performance and his sixth of the season. His productivity not only led to his first Pro Bowl appearance, but Football Digest also named him the NFL's Most Improved Player.

WR Terrell Owens was one of the many benefactors of Garcia's success. Owens posted his second career 1,000-yard season, catching a career-high 97 passes for 1,451 yards, which ranked him fourth in the NFL. Owens, who only played in 14 games during the season, also had five 100-yard games and scored a team-high 13 touchdowns. Owens had his best performance of his career against Chicago in December, breaking a 50-year old NFL record with 20 receptions for 283 yards and one touchdown. Owens broke Tom Fears' NFL record of 18 receptions in a game, which he set back in 1950 with the Rams. The 49ers backfield was again in the capable hands of Garner and FB Fred Beasley. Garner earned his first Pro Bowl appearance and became the fourth 49ers running back to rush for 1,000 yards in back-to-back seasons. Garner, behind the stellar play of the 49ers offensive line, ran for 1,142 yards on 258 carries and seven touchdowns. Also a receiving threat, Garner set career-highs with 68 receptions for 647 yards and three touchdowns. In addition, he established a team record with 201 yards rushing vs. Dallas. Beasley also had a solid year, rushing for 147 yards on 50 carries and three touchdowns, while catching 31 passes for 233 yards and three touchdowns.

The 49ers defense was young, but got better over the last half of the season. The defense was again paced by the efforts of DT Bryant Young, who posted 51 tackles and led the team in sacks with 9.5. LB Ken Norton Jr. was one of only three players to start all 16 games, extending his consecutive games streak to 160. The 49ers defense started five rookies in the final game at Denver and had seven different rookies start throughout the 2000 campaign. Rookies CB Ahmed Plummer, DE John Engelberger and CB Jason Webster all started at least 10 games. Six rookies—Plummer, Webster, Engelberger, LB Julian Peterson, DT Cedric Killings and S Ronnie Heard—participated in more than 20-percent of the total 1,096 plays.

2001

The San Francisco 49ers made their return to the playoffs after a two-year absence, as the young and improving team posted a 12–4 record. The year marked the return of RB Garrison Hearst, who came back from a devastating ankle injury that kept him out of football for two seasons. Hearst rushed for 1,206 yards, was named Associated Press Comeback Player of the Year and also earned his second career Pro Bowl nomination. In total, the 49ers had six players travel to the islands for the annual all-star game. In addition to Hearst on offense, QB Jeff Garcia and WR Terrell Owens made their second straight appearances, C Jeremy Newberry played in his first Pro Bowl, G Ray Brown made the first Pro Bowl appearance in his 16-year career, and on defense DT Bryant Young made his third Pro Bowl appearance, anchoring the 49ers defense that improved from ranking 29th in 2000 to 13th in 2001.

The offense was again in the capable hands of Garcia. The Gilroy native proved that 2000 wasn't a fluke. He completed 316-of-504 passes for 3,538 yards. The third-year veteran also threw 32 touchdowns, becoming the first 49ers quarterback to throw for 30 or more touchdowns in consecutive seasons. Owens was one of Garcia's favorite targets, especially when it came to the endzone. Owens caught 93 balls for 1,412 yards and a career-high and NFL leading 16 touchdowns. While Hearst was the big story, the offensive line, which returned all five starters from the 2000 season, proved to be vital to the team's success. For the fifth consecutive season, San Francisco produced a 1,000-yard rusher, which set a new team record.

The defense was still young, but improved as the season progressed. The defensive line added two new starters to the mix, although one of them was not so new. DT Dana Stubblefield returned to the 49ers after spending three seasons with Washington and rookie DE Andre Carter made an impression, especially in the last four weeks of the season when he was named NFC Rookie of the Month. Carter led the team in sacks with 6.5, adding 4.5 of those in the last five games. The unit as a whole improved over the last half of the season, posting a team-record three shutouts in the last month of the campaign. Another big addition was LB Derek Smith, who came over from Washington as well. Smith brought with him four consecutive seasons of 100 tackles or more. Smith kept that streak alive as he led the defense with 126 total tackles. Also helping the defense with its improvement was S Zack Bronson and CB Ahmed Plummer. Both players recorded career-highs with seven interceptions each. Bronson also returned two for touchdowns, including a career-high and team record 97-yard return at Chicago.

2002

The San Francisco 49ers entered 2002 with hopes of advancing past the first round of the NFC playoffs. The team accomplished the mission finishing the season with 10 wins and advancing to the NFC Divisional Playoffs in grand fashion with the second largest playoff comeback in NFL history. The 49ers finished the season with a 5–1 division record and won their first division title since 1997. The team's success came from its ability to minimize turnovers, along with a strong running game. The 49ers gained 2,244 yards on the ground for the second consecutive season and RB Garrison Hearst established a career-high with eight rushing touchdowns. Helping

Hearst were Pro Bowlers G Ron Stone and C Jeremy Newberry, who anchored an offensive line that was third in the NFL in fewest sacks allowed.

San Francisco had the least amount of turnovers in the NFC with 17. In his third season as director of the 49ers offense, QB Jeff Garcia earned his third consecutive Pro Bowl berth. He completed 62 percent of his passes and tied a team record by directing five fourth-quarter comebacks. WR Terrell Owens continued his dominance with a career-high 100 receptions and led the NFL with 13 receiving touchdowns. Owens surpassed 1,000 receiving yards for the third consecutive season and earned his third consecutive Pro Bowl bid.

Defensively, LB Julian Peterson had a breakout season with a career-high 104 tackles. He shut down several of the league's top tight ends and made history by playing four positions in a single game against Dallas (12–8). His effort earned him his first career Pro Bowl appearance. DT Bryant Young added an interior presence with his fourth career Pro Bowl nomination and S Tony Parrish proved to be an invaluable pickup with a career-high seven interceptions. He won the Len Eshmont and the Ed Block Courage Award, both firsts for a player in his inaugural season.

2003

Head Coach Steve Mariucci was released from the final year of his contract on January 15, 2003. The 49ers conducted an extensive search for Mariucci's successor and in the end hired Dennis Erickson. Erickson was introduced as the 14th head coach in 49ers team history on February 12, 2003. The Erickson era started with a 7–9 record for the 49ers in 2003.

The team struggled on the road, winning only one game, but was impressive at home, scoring more than 45 points in two separate home games. The team was represented in the Pro Bowl, the 23rd consecutive year the 49ers had at least one team representative in the islands. In 2003, WR Terrell Owens made his fourth consecutive Pro Bowl, LB Julian Peterson made his second consecutive trip and FB Fred Beasley made his first career appearance in Hawaii. On offense, QB Jeff Garcia missed three games due to injury, but threw for 2,704 yards and 18 touchdowns. In his place, QB Tim Rattay responded admirably, throwing for 856 yards and seven touchdowns while posting a 2–1 record in those three games. RB Kevan Barlow recorded his first career 1,000-yard rushing season after becoming the main tailback after RB Garrison Hearst went down with a knee injury and missed the final four games. Owens recorded his fourth consecutive 1,000-yard season, amassing 1,102 yards despite missing the final game of the year.

The 49ers defense finished the year ranked 13th overall in the NFL and ninth against the run. The unit was led by Pro Bowler Peterson, who led the team in sacks with seven, and S Tony Parrish, who tied for the league lead with nine interceptions. The group as a whole recorded 42 sacks on the year, the highest total since 1998, which was good for second in the NFC and tied for fourth in the NFL. In addition, the 49ers defensive unit allowed only 268 yards per game, the lowest total since 1997. San Francisco also caused turnovers as evidence by its 13 fumble recoveries, its highest total since 1997.

2004

The San Francisco 49ers continued to build depth with a young squad of versatile and talented athletes in 2004. Despite a 2–14 overall record, the group was able to gain significant experience while individuals on both sides of the ball notched career milestones over the 16-game span. The 49ers also swept NFC West rival Arizona in two thrilling overtime battles in the confines of both Monster Park and on the road in Sun Devil Stadium. The team was also represented in the Pro Bowl for the 24th consecutive year as LS/TE Brian Jennings made his first trip to the Pro Bowl. Jennings was chosen to serve as a "need" player in Hawaii by the NFC coaching staff. On offense, TE Eric Johnson returned to the lineup after missing 2003 with a broken collarbone and paced the team with 82 receptions for 825 yards and two touchdowns. His performance was the best-ever by a 49ers' tight end.

WR Brandon Lloyd led the scoring attack with six touchdown receptions while RB Kevan Barlow steadied the ground game with 244 carries for 822 yards and seven touchdowns. Under center, QB Tim Rattay battled shoulder, forearm and foot injuries to play in nine games, including a career-best 417-yard performance in the 49ers first of two bouts against Arizona. Rattay rallied the offense from a 16-point fourth-quarter deficit to win 31–28 in overtime. In the process, he completed a team-record 38 passes en route to his first 400-yard game.

DT Bryant Young's 11 years of NFL experience served as the veteran voice behind the defensive unit. Young led the line with 79 tackles and three sacks and enjoyed a career game against Chicago after notching 10 tackles and two sacks, his 17th career multi-sack game. For his efforts, Young was presented the team's Len Eshmont and Bill Walsh Awards. It was an unprecedented fifth Len Eshmont award win for Young. DE John Engelberger responded with a career year, with a career-high 64 tackles. He led team with 6.0 sacks. Also a steady rock on defense was SS Tony Parrish, who started all 16 games to give him 112 consecutive career starts, the third-longest active streak at his position. LB Derek Smith also chipped in at the linebacker post, reaching the 100-tackle plateau for the eighth straight year. Smith and fellow LB Jeff Ulbrich led the team with 167 tackles. After a season-ending Achilles injury to LB Julian Peterson, LB Jamie Winborn stepped up with 104 tackles, 4.5 sacks and three forced fumbles.

The 49ers also saw much promise from a handful of young participants. Second-year T Kwame Harris played in 14 contests and did not allow a sack in the last five games after returning to the starting lineup on the left side. Also gaining experience on the line was rookie G Justin Smiley who played in all 16 games with nine starts. On the opposite side of the ball, rookie RCB Shawntae Spencer finished third in the league with 12 starts as a rookie. He also led the defensive unit with 12 passes defensed. Second-year DT Anthony Adams continued to flourish in his role, registering a career-high nine stops against Washington. The special teams unit remained staunch, led by the efforts of rookie P Andy Lee. Lee finished the season with a 41.6-yard average, the highest since P Reggie Roby during the 1998 campaign. He led all rookies in the NFC in gross average and boomed an 81-yard punt against Tampa Bay (11–21–04) which was the longest of 2004 and the fourth-longest in team history. Another

rookie, S Keith Lewis, also made his presence felt as he became the first player in 49er history to block a punt, force a fumble and recover a fumble in the same season. Lewis was able to accomplish this trifecta on only special teams plays.

2005

The San Francisco 49ers faced a tremendous amount of adversity during the 2005 campaign under new Head Coach Mike Nolan, but utilized both the highs and lows as opportunities to grow and improve. With a mix of veteran experience and young talent, the team doubled their win total from 2004 with a 4–12 record, including a series sweep over NFC West division rival St. Louis, a home win against playoff contender Tampa Bay, and a nail-biting overtime victory in the 2005 season finale against Houston.

The 49ers also made a historic trip to Mexico City to play NFC West division rival Arizona in front of an NFL-record 103,467 fans. Even though the 49ers lost a league-high 101 games by starters, including three of the four starters in the secondary, there were many individual and team bright spots, including strong showings from five players who started every game in 2005 (LB Derek Smith, NT Anthony Adams, G Justin Smiley, T Kwame Harris and C/G Eric Heitmann). Of the 11 original 2005 draft selections, 10 went on to spend the 2005 season on the 49ers roster and contributed on offense, defense and special teams. Six of the 10 started in some capacity throughout the season (RB Frank Gore, QB Alex Smith, G David Baas, T Adam Snyder, TE Billy Bajema and CB Derrick Johnson).

On offense, four different quarterbacks saw time under center. The most experienced of the four in the quarterback rotation, Tim Rattay, took the initial starting reins and led the 49ers to a 28–25 opening day victory against St. Louis. Shortly after, first overall draft pick Alex Smith made his professional debut, stepping in to relieve Rattay at Arizona in Mexico City. With the eventual trade of Rattay in Week 7 to Tampa Bay, and a knee injury to Smith, both Ken Dorsey and Cody Pickett also stepped in to call plays in the pocket. Smith returned to the starting lineup and gained valuable playing experience, seeing action in nine games with seven starts while showing outstanding poise and maturity in the pocket.

WR Brandon Lloyd led the aerial attack with 48 catches for 733 yards including five touchdowns from four different quarterbacks. WR Arnaz Battle also gained ground after rebounding from a knee injury, averaging 11.3 yards per catch while snagging three touchdowns. On the ground, RB's Kevan Barlow, Frank Gore and Maurice Hicks all chipped in 100-yard single-game performances and three touchdowns each. Gore had a stellar first season while pacing all 49ers rushers with 127 carries for 608 yards. After losing C Jeremy Newberry and LT Jonas Jennings to injuries, the offensive line was able to develop some consistency in the second half of the season with rookie LT Adam Snyder and rookie G David Baas making significant strides as starters. Eric Heitmann also held strong as both a guard and center.

Defensively, veteran leader DE Bryant Young led the team with eight sacks (including three multi-sack contests), his most since 2000. His 77.5 sacks put him into third place on the 49ers all-time sack leader list. For his stellar performance, Young was voted by his teammates as the 49ers recipient of

the Len Eshmont and Ed Block Courage Awards. Also paving the way was LB Derek Smith, whose 163 tackles led the 49ers, his fifth straight time to pace the unit. The team's co-MVP/Bill Walsh Award winner also notched his ninth straight 100-yard campaign. In the absence of an injured Jeff Ulbrich, LB Brandon Moore responded by finishing second on defense with career highs in tackles (93), sacks (5), interceptions (1) and fumble recoveries (1). Before he was lost for the season with a fractured fibula, S Tony Parrish posted two interceptions, returning one for a touchdown. His teammates, CBs Mike Adams and Shawntae Spencer led the team with four interceptions and a touchdown return each.

The special teams unit played a big part in the team's scoring efforts as co-MVP Bill Walsh Award winner K Joe Nedney accounted for 97 49ers points off of 28 field goals (including a 56-yard career long) and 19 extra points. P Andy Lee's three touchbacks in 107 punts placed him with the third-best ratio of touchbacks-to-punts among punters with 30 or more kicks in 2005. Special teams ace Terry Jackson stayed true to his form by leading the coverage unit with 21 tackles. And rookie return man Otis Amey got the season off to an electrifying start after returning a 75-yard punt for a touchdown in the season opener against St. Louis. Amey became the fifth 49ers rookie to return a punt for a touchdown and the first to do so on his first-ever return. He also became the second 49ers player (behind WR Nate Singleton) to score a touchdown on his first touch.

2006

Under the direction of second-year Head Coach Mike Nolan, the 49ers continued to build a framework for success – that included utilizing young talent sprinkled with enough veteran leadership to mentor and keep the group heading in the right direction. After a 4–12 campaign in 2005, the 49ers significantly increased their win total to seven and closed the year with two, morale-boosting road wins in Seattle and Denver to finish 7–9. The organization picked up some key free agents prior to the start of the 2006 season, including All-Pro and future Hall of Fame G Larry Allen, speedy playmaker CB Walt Harris and 13-year NFL veteran and proven Super Bowl winner QB Trent Dilfer. Their acquisitions paid immediate dividends. Allen and Harris joined second-year RB Frank Gore at the Pro Bowl to mark the 25th time in club history the team has been represented, and Dilfer served as a sturdy mentor to second-year starting QB Alex Smith.

The 49ers also added talent through the draft, picking up nine immediate contributors. Eight of the nine draft picks (TE Vernon Davis, LB Manny Lawson, WR Brandon Williams, RB Michael Robinson, DE/LB Parys Haralson, TE Delanie Walker, S Marcus Hudson and DE Melvin Oliver) saw action during the season while three (Davis, Lawson and Oliver) were starters.

Offensively, the 49ers grew by leaps and bounds, largely in part to the schemes and game plans run by new Offensive Coordinator Norv Turner. QB Alex Smith began to flourish under Turner's guidance and became the first-ever 49ers quarterback to take every snap for the entire regular season while showing dramatic improvement in year two. He set career highs in every offensive category and led the 49ers to a fourth-quarter comeback win (24–14) in Seattle in his first career primetime game. C Eric Heitmann held strong under center, serving as the line's vocal and emotional leader and Bobb McKit-

trick Award winner. Leading the offensive production was RB Frank Gore, who plowed behind the line and new free agent FB Moran Norris en route to setting a franchise-record 1,695 rushing yards, tops in the NFC, and another record 2,180 combined yards. His 212-yard performance against Seattle was the highest single-game rushing total in 49ers history and was one of nine 100-yard rushing performances on the season. Gore was voted the team's co-MVP/Bill Walsh Award winner and Ed Block Courage Award recipient. Also chipping in was rookie TE Vernon Davis, who scored on his first NFL touch, a 31-yard touchdown catch in the season opener at Arizona.

The defensive unit overcame some early struggles and improved significantly during the second half of the season. LB Brandon Moore led the unit in tackles (114) and sacks (6.5) in his first year as a full-time starter. Consummate veterans LB Derek Smith (93 tackles), DT Marques Douglas (75 tackles, three sacks) and seven-time Len Eshmont Award winner DE Bryant Young (60 tackles, 5.5 sacks) led the group up front while CB Walt Harris and S Keith Lewis (72 tackles, two interceptions, one sack) proved to be new, impact presences in the secondary. Harris finished with one sack and a career-high eight interceptions including a 28-yard touchdown return at Denver. Rookie LB Manny Lawson wrapped his inaugural campaign with 65 tackles, 2.5 sacks, one interception and a blocked punt while rookie DE Melvin Oliver had 50 stops, one sack and a 12-yard fumble return for a touchdown. On special teams, K Joe Nedney amassed 116 points, the second-highest total of his career and eighth most in team history. Nedney was also successful on three onside kicks. RB Maurice Hicks continued to play a key role in the special teams effort. He led the unit with 20 tackles, one fumble recovery and also returned 57 kickoffs for a franchise record 1,428 yards, third best in the NFC. Also making a difference on the special teams unit was rookie RB Michael Robinson, who finished with 16 stops and a 33-yard return for a first down on a fake punt at Seattle.

2007

Head coach Mike Nolan and his team entered the 2007 season believing that anything less than the playoffs would be a disappointment. Unfortunately, the team fell far short of that mark with an overall 5–11 record as four different quarterbacks took the helm of the 49ers offense. 49ers fans did experience some highlights in 2007, including another 1,000-yard rushing season for RB Frank Gore and a stellar season by LB Patrick Willis. The 49ers top pick out of Ole Miss won Defensive Rookie of the Year and Pro Bowl honors. Willis was also the only NFL rookie to be named All-Pro in 2007, becoming the first 49ers defensive rookie to earn the honor since CB Ronnie Lott in 1981. His 226 tackles was an unofficial NFL record and Willis earned numerous additional accolades. P Andy Lee joined Willis at the Pro Bowl as he put together one of the greatest punting seasons in NFL history. Lee set an NFL record for punts downed inside the 20-yard line with 42, while ranking second in gross punting average (47.3) and net punting average (41.0) behind Oakland's P Shane Lechler.

The 49ers went 2–1 in primetime games in 2007, winning the season opener on Monday Night Football against the Arizona Cardinals and defeating the Cincinnati Bengals on a Saturday night game in December. QB Alex Smith started the season with a

2–1 record before experiencing a shoulder injury in the fourth game of the season against Seattle. He eventually was placed on Injured Reserve in December and underwent surgery. QB Trent Dilfer stepped in for Smith and led the team with 1,166 passing yards on 113–of–219 passing. Dilfer eventually would suffer a concussion vs. Minnesota (12–9), and QB Shaun Hill replaced the veteran in Week 13 of the season. Hill was sharp during his three games of action, completing 54–of–79 passes for 501 yards with five touchdowns and one interception. However, Hill would also succumb to injury, being sidelined with a back injury for the season finale. QB Chris Weinke saw action in the final game of the season.

Despite inconsistency on offense, the 49ers special teams unit was among the league’s most elite in 2007. K Joe Nedney connected on 17–of–19 field goal attempts, while Lee booted 49 punts of 50 or more yards (16 more than any other punter). At the conclusion of the season, one of the all–time great 49ers, DT Bryant Young, retired from the NFL after 14 seasons with San Francisco. Young led the 49ers with 6.5 sacks and finished with 89.5 sacks for his career, which is third on the 49ers all–time sack list behind Cedrick Hardman and Tommy Hart. He earned his eighth Len Eshmont Award, given to the player who best exemplifies the inspirational and courageous play of Len Eshmont.

2008

The San Francisco 49ers entered the 2008 season following a simple mantra, ‘One game at a time.’ Throughout the year, 49ers players and coaches experienced several transitions and tribulations, but did not allow their minds to linger in the past, nor venture too far into the future. The focused approach proved effective as the team won five of its final seven games to close out the season.

After a promising 2–1 start to the year, San Francisco dropped four straight contests before making a change at head coach. In his fourth season at the helm of the 49ers, Mike Nolan was replaced by assistant head coach/linebackers coach Mike Singletary. Upon accepting the position, Singletary said the foundation was in place to take the team to the ‘next level.’ The response by his players and staff proved positive as the 49ers finished with a 5–4 record under Singletary’s direction. Immediately following the conclusion of the season finale against Washington, team President Jed York announced to onlooking players and coaches in the locker room that Singletary would remain the 49ers head coach moving forward. The quarterback position was one of the first areas that Singletary addressed when taking over midway through the 2008 season. QB J.T. O’Sullivan started the first eight games of the year and showed an ability to make big plays, but costly turnovers proved to be problematic for the signal caller. O’Sullivan was replaced at the end of the first half of Singletary’s first game as head coach against Seattle. Singletary later announced QB Shaun Hill would take over the starting role for the remainder of the season. The move appeared to be the right one as Hill went on to post a 5–3 record and a 87.5 overall passer rating. While Hill made his season debut midway through the year, RB Frank Gore was once again the centerpiece of the 49ers offense.

Despite missing two games with an ankle injury, Gore became the first 49ers player to rush for over 1,000 yards in three consecutive seasons, finishing

the year with 1,036 rushing yards and 1,409 total yards from scrimmage. WR Isaac Bruce, who earned the team’s coveted Len Eshmont Award in his first season in a 49ers uniform after spending 14 years with the Rams, recorded team–highs in receptions (61), receiving yards (835) and touchdown catches (7). TE Vernon Davis, who was named as an alternate for the Pro Bowl, finished the season ranked fourth on the team in receptions (31) and receiving yards (358).

On defense, Singletary consulted with defensive coordinator Greg Manusky and transitioned the unit into a more simplified, yet productive 3–4 alignment midway through the season. Over the final nine games of the year, the 49ers improved from 23rd in total defense to finish 13th (326.0) in the NFL. LB Patrick Willis earned his second consecutive Pro Bowl nod after totaling a team–high 185 tackles, while LB Takeo Spikes ranked second on the team with 122 tackles to go along with three interceptions in his first year with San Francisco. LB Parys Haralson had a breakout season with eight sacks, the most by a 49ers linebacker since Kevin Greene posted 10.5 in 1997. The 49ers defensive line got a boost with the offseason signing of DE Justin Smith, who ranked second on the team with seven sacks and fourth on the squad with 104 tackles.

As one of the most experienced units in the NFL, the 49ers secondary finished the season strong, allowing an average of 177.4 passing yards per game over the final five contests, which ranked third among NFL teams during that time span.

For the second year in a row, the 49ers special teams unit ranked among the best in the NFL. Led by special teams coordinator Al Everest, P Andy Lee, KR/PR Allen Rossum and RB Michael Robinson were all named alternates for the Pro Bowl. Lee finished the season ranked third in the NFL with a career–high and team–record 47.8 gross average.

2009

The 49ers took a step forward in 2009, recording their best finish since 2002 with an 8–8 record in head coach Mike Singletary’s first full season, which included a 5–1 record against the NFC West. The 49ers opened the season with a bang against the defending NFC Champion Arizona Cardinals. LB Patrick Willis, who was named to his 3rd consecutive Pro Bowl as a starter at year’s end, recorded the first of his career–high 3 INTs on the year to propel his team to a 20–16 road victory. RB Frank Gore also played a large role in the win, scoring the go–ahead TD in the 4th qtr. as part of a 2–score performance. On the season, he went on to set personal bests with 10 rushing TDs and 13 total TDs, while becoming the only 49er ever to post four 1,000–yd. rushing seasons, despite missing two games to an ankle injury. Gore repeated his 2–TD performance the following week in a 23–10 victory at home against Seattle, running for scores of 79 and 80 yds. to join RB Barry Sanders as the only players in NFL history to register 2 TD runs of 75+ yds. in a single game.

With the momentum of a spotless division record, San Fran traveled to Minnesota for what would be an action–packed matchup. In a game where an ankle injury felled Gore on his first attempt, TE Vernon Davis rose to the occasion and recorded 2 TDs, one of which gave the 49ers a 4–point lead in the 4th qtr., which they held until Minnesota’s last drive. Vikings QB Brett Favre milked every last second as he fired a

32–yd. TD pass with 2 seconds remaining, stabbing the hearts of 49ers fans. The 49ers bounced back the next week against St. Louis, defeating the Rams 35–0 to mark the first shutout by the team since 2002.

Following a crushing 45–10 loss to Atlanta at Candlestick Park, San Fran added another weapon to its arsenal as rookie WR Michael Crabtree joined the team over the bye weekend after missing the first 5 games of the season because of a contract impasse. Crabtree hit the ground running and went on to lead all NFL rookies with a 56.8 yds./game avg. over the final 11 contests. In his debut at Houston, the rookie dazzled the crowd with some acrobatic catches, but the show would eventually turn to two 49er veterans. After falling behind 21 points at halftime, Singletary made a change at quarterback, inserting Alex Smith into the lineup for Shaun Hill. Smith, who hadn’t seen any action in nearly two years, responded by throwing a career–high 3 TDs in the final 2 qtrs., all of which were caught by Davis. Following the Texans game, Smith would go on to start the remainder of the season and register career–highs in passing TDs (18), completion pct. (60.5) and quarterback rating (81.5), while Davis proceeded to put up historic numbers on his way to being named a starter in his first Pro Bowl. The talented tight end finished the year with 965 yds. and tied the NFL single–season record for TD receptions (13) by a tight end. The next week at Indianapolis, the team lost starting LT Joe Staley on the first offensive play to a knee injury.

Behind the crafty play–calling of defensive coordinator Greg Manusky, the 49ers became the only team to hold NFL MVP QB Peyton Manning without a TD on the season. Despite the unit’s valiant effort, the 49ers fell 18–14. A 34–27 loss to the Titans at home inspired the squad for a prime–time, Thursday Night Football showdown against Chicago. In what was a microcosm of the defense’s season, the unit recorded 5 INTs, including SS Michael Lewis’ victory–sealing pick in the end zone. After digging themselves a 23–3 hole at Green Bay, San Fran valiantly battled back in the final 2 qtrs., only to come up short by less than a TD in the 30–24 defeat.

The defense exacted revenge at home against Jacksonville the following week, allowing just 3 points as Davis and Gore each scored in the 20–9 victory. Despite a career–high 310 yds. passing from Smith, the 49ers lost in Seattle, 20–17, before returning home for a prime time, MNF rematch against Arizona. A statement game for the defense, the 49ers forced 7 turnovers (5 FRs, 2 INTs), including a franchise record 7 FFs, as the 24–9 win sealed the season sweep of the Cardinals. The Niners penchant for forcing turnovers allowed them to post the NFL’s 5th–best turnover ratio in 2009 (33 takeaways; 24 giveaways). In the blizzard–beaten city of Philadelphia the following Sunday, the Niners struggled with turnovers in a 27–13 loss to the Eagles. Facing Detroit a week later, TDs from Davis and Gore led the way as the 49ers outgunned the Lions 20–6.

San Fran would move toward its final game in St. Louis with a chance to secure its first non–losing season since 2002. Overcoming a slow 1st half, Alex Smith and Co. put up 28 points in the final half, including a 73–yd. TD catch by Davis to register his record–tying total. Gore capped off the day with 2 TDs and his 5th 100–yd. performance of the year, giving him 20 such career games and tying him with Joe Perry for the franchise record.

2010

The San Francisco 49ers entered the 2010 season with high hopes, having finished the previous season with their best record since 2002 and having five players named to the Pro Bowl. The 49ers dug themselves an insurmountable deficit with a 0–5 start that they ultimately could not overcome. San Francisco finished the year with a 6–10 record and a third place finish in the NFC West. The 49ers opened the season on the road against the Seattle Seahawks. With the arrival of former USC head coach Pete Carroll, the 49ers were not completely certain about what to expect and were stunned by a 31–6 loss.

The Niners opened their home slate on Monday Night Football against the Super Bowl Champion New Orleans Saints to Candlestick Park. RB Frank Gore rushed for 112 yds., and 1 TD on the ground and 1 through the air. 49ers QB Alex Smith passed for 275 yards, but his heroics were not enough as New Orleans posted a late FG giving the Saints a 25–22 victory. A dismal offensive performance in a 31–10 loss in Kansas City influenced head coach Mike Singletary to let offensive coordinator Jimmy Raye go and promote QBs coach Mike Johnson to the role of play-caller. In week 4 the Niners traveled to Atlanta. The 49ers started fast but their inability to finish, however, ultimately cost them a win as the Falcons edged them, 16–14.

San Francisco returned home for its 2nd prime-time matchup in as many home games. NBC's Sunday Night Football pitted them against the Philadelphia Eagles. Again, San Francisco showed up under the brightest of lights, posting 309 yds. through the air including 3 TDs, but a late game INT gave the 49ers their 5th straight loss of the season, 27–24. The 49ers added some rays of hope against the visiting Oakland Raiders. Gore accounted for 149 yds. rushing, leading the 49ers offense to 349 yds. of total offense and earning the Niners their first win of the season, 17–9.

The 49ers next test would be at Carolina. The Niners failed to capitalize on a late-game lead and allowed the Panthers to mount a 20–23 comeback victory on a game-winning FG as time expired. Starting QB Alex Smith suffered an injured shoulder during the 4th qtr. At 1–6, the team boarded a plane and traveled to London for a week-long road trip to square off with the Denver Broncos in the 2010 International Series game. With QB Troy Smith at the helm due to the injury to Alex Smith a week earlier, the "home team" defeated Denver, 24–16. After the bye week, the 49ers returned home to defeat division foe St. Louis 23–20 in OT, behind the big-play arm of Troy Smith and the Frank Gore run game.

The ensuing 21–0 shutout by Tampa Bay at Candlestick, the first home shutout since 1977, inspired the squad for a prime-time, MNF showdown at Arizona. The defense held the Cardinals to just 13 yds. rushing and forced 2 turnovers. Unfortunately, perennial Pro Bowl RB Frank Gore suffered a fractured hip during the contest ending his season. After a forgettable 34–16 loss to Green Bay at Lambeau Field, San Fran erupted for a season-high 40 points against the visiting Seahawks. Mike Singletary had handed the started QB role back to Alex Smith after the GB loss, and he went on to throw for 255 yds. and 3 TDs in the 40–21 win. Despite the momentum the Niners seemed to gain they lost, 34–7, at San Diego in a Thursday night matchup.

Despite a 5–9 record, San Francisco was still

in NFC West hunt. Looking for a spark Singletary once again switched QBs, this time to Troy Smith. The spark that was expected never came to be and the 49ers suffered a devastating, 25–17, loss at St. Louis. With the division title and all playoff hopes out of reach, team President and CEO Jed York relieved head coach Mike Singletary of his duties that evening. Defensive line coach Jim Tomsula was later promoted to interim head coach for the final week of the season. The 49ers battled to finish the season with a favorable taste in their mouths vs. Arizona. RB Brian Westbrook notched 2 TDs while Alex Smith threw for 276 yds., 2 TDs and a QB rtg. of 107.8, in a 38–7 win.

2011

The San Francisco 49ers 2011 season began with great hope surrounded by as much, if not more, uncertainty, due in large to the arrival of head coach Jim Harbaugh and the lack of an offseason for the new coaching staff to gel with its players. By season's end, Harbaugh had led his team to a 14–4 record, a NFC West Division Title and a berth in the NFC Championship Game.

Although the 49ers became a blue collar unit focused solely on wins, individual honors were plentiful for the team in 2011. Harbaugh was named AP Coach of the Year at season's end and the team boasted a league-high five First Team AP All–Pros – DT Justin Smith, LB Patrick Willis, LB NaVorro Bowman, K David Akers and P Andy Lee (LT Joe Staley and CB Carlos Rogers were named to the Second Team). San Francisco also posted a NFL-high nine Pro Bowl selections – Smith, Willis, Akers, Lee, Rogers, Staley, S Dashon Goldson, RB Frank Gore, and LS Brian Jennings.

Led by Willis and Smith, both finalists for Defensive Player of the Year, the 49ers defense possessed the most dominant front seven in the game, a unit that produced 40 of the team's 42 sacks and a Defensive Rookie of the Year finalist, LB Aldon Smith, who set the franchise's rookie sack record (14). The unit began the year without allowing a rushing TD in its first 14 games, a feat never before achieved in league history. The defense's NFL-high 38 takeaways allowed the 49ers to lead the league with a team-record turnover differential (plus-28). By the end of the year, the defense ranked 1st in the NFL against the run, 2nd in points allowed, and 4th in total defense.

The San Francisco offense played a physical brand that controlled the tempo of games, rarely made mistakes and made plays when it was ultimately needed. Six times in 2011, QB Alex Smith, RB Frank Gore and the Niners offense mounted come-from-behind wins. The offense tied NFL single-season records for fewest turnovers (10) and interceptions (5). Gore became the franchise's all-time leading rusher surpassing Joe "The Jet" Perry. Smith put together his finest year as a pro, finishing the season with a 90.7 QB rating, a 61.4 completion percentage and the NFL's lowest interception percentage (1.1). The quarterback also tied the franchise record with four, 4th quarter come-from-behind wins on the road (QB Joe Montana – 4 in 1989).

Special teams lived up to its name for the 49ers in 2011, as the unit finished the season ranked atop the NFL. The team featured two record-setting specialists in Akers and Lee. Akers set the NFL record for most field goals made (44) and most points

in single-season, no touchdowns (166), while Lee registered a 44.0 net punt average, also setting a new NFL record. KR Ted Ginn Jr. became the first player in franchise history to record a punt return for a touchdown and a kickoff return for a touchdown in the same game in the season opener versus Seattle.

Inside the friendly confines of Candlestick Park, San Francisco posted a 7–1 record. The Niners never trailed by more than 3 points at home all season and averaged 27.6 points per game, ranking 6th in the NFL. The 49ers also boasted a 6–2 record away from home. The 6 wins on the road were the most by the team since 1996 (6–2).

In the 49ers first postseason game since 2002, they defeated the New Orleans Saints, 36–32. TE Vernon Davis shined as he registered 7 receptions for 180 yards and 2 touchdowns, including the game-winning 14 yarder from Alex Smith with :09 remaining.

A magical season came to an end in the NFC Championship game, as the 49ers fell to the eventual Super Bowl Champion New York Giants in overtime, 17–20.

2012

Carrying the heavy expectations from a trip to the NFC Championship in 2011, the 2012 San Francisco 49ers took a step further and won the NFC for the first time since the 1994 season. Head coach Jim Harbaugh led his team to a 11–4–1 regular season record, a second straight NFC West Title, and the sixth Super Bowl appearance in franchise history.

For the second consecutive season, accolades accompanied team achievement. The 49ers led the NFL with six First-Team AP All-Pro selections – LB Patrick Willis, LB NaVorro Bowman, LB Aldon Smith, G Mike Lupati, S Dashon Goldson, P Andy Lee and three Second-Teamers DT Justin Smith, LB Ahmad Brooks and T Joe Staley. In addition to the All-Pros, the 49ers also had nine players selected to the NFC Pro Bowl team – Bowman, Goldson, RB Frank Gore, lupati, Aldon Smith, Justin Smith, Staley, S Donte Whitner and Willis. The Niners offensive line was also awarded the 2012 Madden Most Valuable Protectors Award, which recognizes the best offensive line in the National Football League.

The 49ers defense picked up where they left off in 2011, dominant. The unit, which returned 10 of 11 starters from 2011, finished 2nd in the NFL in total points allowed (17.1 pts. per game) and 3rd in total defense (294.4 yds. per game). Aldon Smith broke Hall of Fame DE Fred Dean's franchise sack record (17.5 in 1983), with 19.5. That mark was 2nd in the NFL in 2012 and t-10th in NFL history. A stone-wall rush defense held opponents to an average of just 94.2 yds. per game, which ranked 4th in the NFL and a pass defense that allowed 200.2 yds. per game that also ranked 4th. The defensive unit was one of two teams in the NFL to rank in the top five in all four categories (Denver).

A dynamic and physical rushing attack complemented the Niners defense in 2012. Gore surpassed RB Roger Craig and RB Joe Perry's franchise record of 50 career rushing TDs by punching in his 51st TD vs. Arz. (12/30). Entering the starting lineup in Week 11 due to an injured QB Alex Smith, QB Colin Kaepernick left opposing defenses in a daze with his versatility. In the Divisional Round of the playoffs vs. GB (1/12/13), Kaepernick set the NFL single-game rushing record by a quarterback with 181 yds. rushing and 2 TDs on 16 carries, as well as completing

17 of 31 atts. for 263 yds., and 2 TDs. Big plays from Kaepernick not only came on the ground, but through the air as he completed 21, 25+ yds. completions, which was good for 2nd in the NFL since taking over the starting job.

Special teams started the season off with K David Akers tying a NFL record long FG when he nailed a 63-yd. kick at GB (9/9). Andy Lee sat atop the NFL with a 43.2 net punting average and landed 36 punts inside the 20-yd. line, 3rd most in the NFL in 2012 and the second highest single season total of his career.

The 49ers were 6–1–1 at Candlestick Park this season, with the defense allowing just 9 TDs, the best in the NFL.

In addition to Kaepernick's record-breaking performance in the 49ers 45–31 Divisional Round victory vs. the Packers, San Francisco also became the first team in NFL history to ever have two, 100-yd. rushers [QB Colin Kaepernick (181 yds. rushing), RB Frank Gore (119 yds. rushing)] and one, 100-yd. receiver [WR Michael Crabtree (119 yds. receiving)] in a playoff game. The following week, the Atlanta Falcons jumped out to a 17–0 lead in the NFC Championship Game at the Georgia Dome and Kaepernick led the charge by hitting 16 of 21 passes for 233 yds. and 1 TD with a QB rating of 127.7 as the 49ers came back to win 28–24. It was the 2nd largest deficit overcome to win a conference championship in NFL history.

The curtains closed on the biggest stage for the 2012 49ers as they fell to the Baltimore Ravens 34–31 in Super Bowl XLVII. The 49ers became the first team in Super Bowl history to have a 300-yd. passer, a 100-yd. rusher and two, 100-yd. receivers in a single game. Kaepernick threw for 302 yds., RB Frank Gore added 110 yds. rushing, WR Michael Crabtree tallied 109 rec. yds. and TE Vernon Davis recorded 104 rec. yds.

2013

Following a trip to Super Bowl XLVII in 2012, the San Francisco 49ers battled through adversity and high expectations to reach the NFC Championship Game for the third year in a row. Head coach Jim Harbaugh led his team to a 12–4 regular season record as the team closed out historic Candlestick Park and moves to its new home in 2014, Levi's® Stadium.

Possessing a deep, talented roster, the 49ers had nine players selected to the 2014 Pro Bowl, the second most in the NFL – LB NaVorro Bowman, LB Ahmad Brooks, TE Vernon Davis, RB Frank Gore, G Mike Iupati, S Eric Reid, DT Justin Smith, T Joe Staley and LB Patrick Willis. San Francisco also had one First–Team AP All–Pro selection – Bowman, and four Second–Teamers – Brooks, V. Davis, J. Smith and Staley.

The 49ers defense continued its dominance under defensive coordinator Vic Fangio. The unit finished 3rd in the NFL in scoring defense (17.0 pts. per game), 4th in rushing defense (95.9 yds. per game), 5th in total defense (316.9 yds. per game) and 7th in passing defense (221 yds. per game). They were also the only team to not allow a 100-yd. rusher during the regular season.

In 2013, the Niners featured a balanced offensive attack. Frank Gore rushed for 1,128 yds. and 9 TDs, which ranked t–6th in the NFL, and WR Anquan Boldin registered team–highs in receipts. (85) and rec. yds. (1,179). It marked the first time

since 2003 that the 49ers have had a 3,000–yd. passer, 1,000–yd. rusher and 1,000–yd. receiver in the same season. QB Colin Kaepernick passed for 3,197 yds., the most for a 49ers QB since 2002 (Jeff Garcia – 3,344). He also rushed for 524 yds. during the regular season, which is the 2nd highest single–season rushing total by a quarterback in franchise history (Steve Young, 1992 – 537). During the postseason, Kaepernick rushed for 98 yds. at GB (1/5/14 – NFC–WC) and 130 yds. at Sea. (1/19/14 – NFC–C). He now owns three of the top five rushing performances by a QB in NFL postseason history.

The 49ers special teams unit was spectacular all season long. Veteran K Phil Dawson made 32 of 36 FG atts., including a franchise–record 27 in a row, en route to recording the 2nd–most made FGs in franchise history. He made two game–winning FGs [vs. Sea. (12/8) and at Arz. (12/29)] and was named NFC Special Teams Player of the Week in Weeks 14 and 17 for both performances. Andy Lee finished the season with the 3rd–highest gross avg. (48.2 yds.) and 4th–highest net avg. (41.7 yds.) in the NFL.

San Francisco took part in the NFL International Series, defeating the Jacksonville Jaguars, 42–10, at Wembley Stadium in London. With the win, the 49ers became the second team to win multiple games at Wembley Stadium (New England).

The 49ers hosted the final regular season game at Candlestick Park against the Atlanta Falcons on Dec. 23. The game marked the 350th played by the 49ers in their longtime home, "It's an iconic venue," said Harbaugh when asked to sum up his feelings before the farewell game. "It'd be an honor to be on that sideline for the last game at Candlestick, and we want to win it." The 49ers would go on to win the game, 34–24, in epic fashion. In the 4th quarter, after closing the gap to 3 points and recovering a crucial inside kick, the Falcons seemed poised to score a go–ahead touchdown and threaten the festivities of the final game at Candlestick. However, The 'Stick had one last moment left when CB Tramaine Brock broke up a Matt Ryan pass and NaVorro Bowman made the interception and returned it 89–yds. for the score, sealing the legacy of the historic venue and sending the 49ers into the playoffs.

The season came to an end after dropping a back–and–forth contest with the division–rival Seattle Seahawks, 23–17, in the NFC Championship Game at CenturyLink Field. Jim Harbaugh became the first head coach in NFL history to lead his team to a conference title game in each of his first three seasons.

2014

The San Francisco 49ers inaugurated Levi's® Stadium as their new home in 2014, a season that saw key legends RB Frank Gore and WR Anquan Boldin reach career milestones. With an 8–8 record, the 49ers overcame a slew of injuries to register their fourth–consecutive season with a .500–or–better record for the first time since 1998.

In the final game of 2014, Gore rushed for 144 yds. on 25 carries to become just the 20th running back in NFL history to eclipse the 11,000–yd. mark for his career. He finished the 2014 season with 1,106 rushing yds., becoming the 11th player in league history to rush for 1,000 yds. or more in eight seasons. Boldin also joined the NFL's elite ranks, becoming just the 17th player in league history to reach 900 career receipts. and the 24th player to record 12,000 receiving yds. He is now one of only

four players to record 500–or–more rec. yds. in 12 consecutive seasons, joining the likes of Jerry Rice, Terrell Owens and Randy Moss. Boldin finished the season with 83 catches for 1,106 yds. and five touchdowns.

San Francisco was represented again at the 2015 Pro Bowl as T Joe Staley and G Mike Iupati were selected. Five other players – S Antoine Bethea, G Alex Boone, LB Chris Borland, RB Frank Gore and DT Justin Smith – were named as Pro Bowl alternates.

Defensively, no other team worked through adversity as efficiently as the San Francisco 49ers. Under the direction of defensive coordinator Vic Fangio, the 49ers defense ranked near the top in several categories for the fourth–consecutive season despite injuries to many key players, including All–Pro linebackers Patrick Willis and NaVorro Bowman. San Francisco finished with the league's 5th best unit overall (321.4 YPG), allowing the 7th fewest rushing yds. per game (100.8) and the 5th fewest passing yds. per game (220.7), and finished the season with a league–leading 23 INTs.

On the other side of the ball, San Francisco relied on bell cow running back Frank Gore to be the focal point of the NFL's 4th–best rushing attack, which averaged 136.0 yds. per game. The 49ers managed 62 plays of 10–or–more rushing yds. – 4th–most in the league – as Gore pieced together his eighth season of 1,000–or–more yds. QB Colin Kaepernick threw for a career–high 3,369 yds., 19 TDs and 10 INTs. He tied the franchise record for the most consecutive games with a TD pass (18) following a Week 12 victory over Washington [Steve Young – 18 (10/9/94 – 11/26/95)]. He also rushed for a QB franchise record 639 yds.

Led by K Phil Dawson and P Andy Lee, the 49ers special teams unit maintained its reputation as one of the league's finest. Dawson connected on 25–of–31 FG attempts, including the 2nd most made FGs of 50–or–more yds. among all kickers en route to becoming one of 19 players in NFL history to surpass 1,500 pts. scored. Lee finished the season with the 6th highest punting average (46.8).

San Francisco bid an end to the 2014 season with back–to–back home games. Against the Chargers in Week 16, the 49ers rushed for a franchise record 355 yds., with Gore and Kaepernick both registering 150–or–more yds. on the ground. The duo became just the fourth pair of teammates to accomplish that feat in a single game in NFL history.

In the team's final home game, the 49ers topped the Cardinals, 20–17, in a tightly contested match–up. Gore eclipsed the century mark for the fourth time in 2014 and for the 39th time in his career, which is the second–most among all active players.

The 2014 season was full of highs and lows, ultimately resulting in the team missing the playoffs for the first time since 2010.

2015

The 2015 season for the San Francisco 49ers was full of ups and downs, but ended on a high note as the team earned an overtime victory over division–rival St. Louis. LB NaVorro Bowman returned to the field after missing all of the 2014 season due to injury and started all 16 games as he led the NFL in tackles with 154 and earned First–Team All–Pro honors. Along with T Joe Staley, Bowman was one of two 49ers selected to the Pro Bowl.

The 49ers opened the season with a 20–3 win on *Monday Night Football* over the Minnesota Vikings

led by RB Carlos Hyde, who rushed for a career-high 168 yards and two touchdowns. After a win at home over the Baltimore Ravens in Week 6, the 49ers dropped two division games to fall to 2–6 at the midway point in the season. Heading into Week 9, head coach Jim Tomsula tabbed QB Blaine Gabbert as the starter, as he promptly led the team to a 17–16 victory over the Atlanta Falcons who were 6–2 prior to the matchup at Levi's® Stadium. Two weeks later, San Francisco earned their fourth win of the season in dramatic fashion, as Gabbert connected with WR Torrey Smith for a 71-yard touchdown pass in overtime to beat the Chicago Bears on the road.

On offense, WR Anquan Boldin continued his Hall of Fame career by becoming the first player in NFL history to register 50-or-more receptions and 600-or-more yards in each of his first 13 seasons in the NFL. As the team's leading receiver for the third consecutive season, Boldin became just the 13th player in NFL history to record 1,000-or-more receptions in their career (1,009) and moved into 12th place all-time in receptions and 17th in NFL history in receiving yards (13,195).

Gabbert started the final eight games of the season for the team and threw for 10 touchdowns with a career-high completion percentage of 63.1%. In his first year with the 49ers, WR Torrey Smith showed off his speed and big play potential in becoming the first player in franchise history to register three receiving touchdowns of 70-or-more yards in the same season since WR John Taylor accomplished the feat in 1989. In hauling in 33 receptions for 663 yards and four touchdowns, he averaged 20.1 yards-per-catch, the highest in the NFL.

Under the guidance of running backs coach Tom Rathman, the team did not miss a beat in the rushing game throughout the season. Following an injury to Hyde, RB Shaun Draughn was brought in and registered career-bests in both rushing yards (273) and receiving yards (176) during his six games with San Francisco.

Defensively, NT Ian Williams, who suffered a season ending injury in 2014, returned to set a career-high in tackles while being named a team captain. DT Quinton Dial set a new career-high in tackles and 2015 first-round pick DL Arik Armstead registered two sacks while appearing in every game during his rookie season.

Second-year players made their mark on the defense in 2015 as LB Aaron Lynch built off his rookie season to post a career-high 6.5 sacks coming off the edge. DB Jimmie Ward also stood out, setting a career high with 65 tackles and recording the first pick-six of his career, playing all over the field.

On special teams, the ever-reliable K Phil Dawson continued his impressive career and led the team in points scored with 92. From Week 1 through Week 15, Dawson knocked through 19 consecutive FGs, the second longest streak in 49ers history. In Week 17, he became the 16th player all-time to reach the 1,600 career points mark and now made 386 career field goals, ranking t–9th in NFL history.

2016

The 2016 San Francisco 49ers were a team that had some highs and lows throughout the year, but the team's young talent showed bright spots, including setting individual milestones.

Under the guidance of head coach Chip Kelly, the 49ers defeated the Los Angeles Rams 28–0 on

ESPN's *Monday Night Football* at Levi's Stadium to open the season, marking the first shutout in franchise history on opening weekend.

Offensively, the 49ers finished with the fourth ranked rushing offense, averaging 126.2 yards per game on the ground. RB Carlos Hyde led the team with 217 carries for 988 yards and six touchdowns. In Week 14 vs. NYJ, Hyde put himself into the 49ers record books with 193 rushing yards, the sixth-highest total in a single game in franchise history. WR Jeremy Kerley, who joined the team via trade late in training camp, quickly found his groove in Kelly's offense and posted a career-high 64 receptions. T Joe Staley, who started 13 games and moved into the top ten for most games played by an offensive lineman in franchise history, earned the Bill Walsh Award as the team's MVP.

Defensively, DL DeForest Buckner, whom the 49ers selected seventh overall in the 2016 NFL Draft, quickly established himself as a rising star in the NFL. Buckner led all rookie defensive linemen with 73 tackles and tied for the team lead with 6.0 sacks. LB Ahmad Brooks registered 6.0 sacks as well, his eighth consecutive season with 5.0-or-more sacks as a member of the 49ers, and moved into sole possession of third place on the team's all-time sack list.

On special teams, K Phil Dawson became the 10th kicker in NFL history to record 400-or-more made field goals in his career and the 10th player in 49ers history to surpass 400 total points scored with the franchise.

2017

The San Francisco 49ers began a new era in 2017 as the team welcomed the leadership of John Lynch as general manager and Kyle Shanahan as head coach to the organization. The 49ers completed the season on a five-game win streak to finish with a 6–10 record. The season got off to a rough start as the team lost five of their first six games by three points or less in each of the games, but finished as the hottest team in the NFL as winners of six of their final seven games and were the only team in the NFL to post a perfect 5–0 record in December.

The 49ers used both free agency and the NFL Draft to add key contributors in 2017. LB Brock Coyle, LB Elvis Dumervil, OL Brandon Fusco, WR Pierre Garçon, WR Marquise Goodwin, K Robbie Gould, FB Kyle Juszczyk and CB K'Waun Williams were some of many free agents that helped the team immediately, with Juszczyk earning Pro Bowl honors in his first year with the team. San Francisco selected DL Solomon Thomas with the 3rd overall pick in the 2017 NFL Draft after making a draft-day trade with the Chicago Bears. The 49ers then moved back into the first round to select LB Reuben Foster at 31st overall. The team's late-round picks in CB Ahkello Witherspoon, QB C.J. Beathard, TE George Kittle, WR Trent Taylor and DB Adrian Colbert, along with undrafted rookie free agents in RB Matt Breida and WR Kendrick Bourne, also made several starts throughout the year and were among the team's statistical leaders.

On October 31, 2017, the 49ers completed a trade with the New England Patriots to acquire QB Jimmy Garoppolo. Following the team's first win of the season against the New York Giants, Garoppolo made his Niner debut in the final

drive versus the Seattle Seahawks. On the final play from scrimmage, Garoppolo tossed his first touchdown with the 49ers, a 10-yard pass to WR Louis Murphy. The following week, he made his first start with San Francisco in the team's Week 13 matchup against the Chicago Bears near his hometown of Rolling Meadows, IL. He would go on to lead the 49ers to five consecutive victories in the month of December after becoming the full-time starter. The 49ers won five consecutive games for the first time since 2013, and became the first team with 10-or-more losses prior to December to go undefeated from December 1st until end of season since the 1986 Indianapolis Colts. Garoppolo's 1,542 passing yards through his first five starts with the 49ers were the most by a quarterback in franchise history in their first five starts with the team and ranks fourth among all quarterbacks in their first five starts with a new team since the merger in 1970.

Defensively, San Francisco excelled under first-year defensive coordinator Robert Saleh. After battling through multiple injuries that left several key 49ers on the Injured Reserve List early in the season, the 49ers defense got better as the season progressed. Over the final six weeks of the season, San Francisco held opponents to an average of 87.7 rushing yards per game while giving up 100 rushing yards just once in that span. LB Elvis Dumervil registered a team-high 6.5 sacks on the season, becoming the 32nd player to register 100-or-more sacks and joined John Abraham as the only players to register at least 0.5 sack against all 32 teams in the NFL.

In his first season with the 49ers, K Robbie Gould had arguably the best season of his 13-year NFL career, and got better as the season went on. Registering a single-season career-high 145 points on the season, Gould connected on a career-high 39 field goals, which led the NFL. He joined K David Akers (44 FGs in 2011) as the only players in franchise history to lead the NFL in made field goals while his 39 made field goals tied for the 3rd-most in a single season in NFL history. In the month of December, Gould connected on each of his 18 field goal attempts and had a three-game stretch in December which he made 15 field goals, becoming the first player in NFL history to make 15 field goals in a three-game span, according to the Elias Sports Bureau. Against the Bears and in his first trip back to Chicago, Gould accounted for each of the team's 15 points, including the 24-yard game-winning field goal with four seconds left in the game. Two weeks later against the Titans, he set a single-game career high with six made field goals which tied the franchise record for most made field goals in a single game. Gould won NFC Special Teams Player of the Week for both Week 13 and Week 15 and was named NFC Special Teams Player of the Month for December.

2018

The San Francisco 49ers finished the 2018 season with a third-place finish in the NFC West, improving from fourth the previous season. Despite the team's 4–12 record, the 2018 season produced NFL records and franchise milestones from both the team and individual performances. The organization welcomed back the duo of gen-

eral manager John Lynch and head coach Kyle Shanahan for their second season, as well as newly re-signed QB Jimmy Garoppolo, who led the team to wins in each of the final five games at the conclusion of the 2017 season. In an injury plagued season that included losing starting QB Jimmy Garoppolo and newly signed RB Jerick McKinnon to ACL injuries, the young core of the team stepped up to win two of their final four games in the month of December to close out the season. Over the past two seasons, the 49ers are tied for the second-most victories in the month of December with seven wins.

The 49ers were able to find several contributing members of the 2018 team through both free agency and the draft. The team acquired key pieces such as C Weston Richburg, RB Alfred Morris and CB Richard Sherman, a four-time All-Pro defensive back that helped provide veteran leadership and productivity to the team. With the ninth-overall pick in the 2018 NFL Draft, the team selected T Mike McGlinchey, who started all 16 games for the team at right tackle. The 49ers then selected WR Dante Pettis in the second round (44th overall), who hauled in 27 receptions for 467 yards and five touchdowns. Pettis' five touchdowns are tied for the second-most in franchise history by a rookie. With their third-round pick (70th overall), San Francisco selected LB Fred Warner, who started all 16 games and logged the third-most tackles (122) among all rookies. The team's late-round picks of DB Tarvarius Moore, DB D.J. Reed Jr., S Marcell Harris, DT Jullian Taylor and WR Richie James Jr., along with undrafted rookies RB Jeff Wilson Jr. and TE Ross Dwelley, also made several starts and provided substantial contributions throughout the year.

Following injuries to both Garoppolo and QB C.J. Beathard, undrafted QB Nick Mullens was able to fill the void and excel for San Francisco's offense after being promoted to the active roster from the team's practice squad on September 26. Mullens started all eight games he appeared in and accumulated the fourth-most passing yards by a quarterback in their first eight career games since 1970 (Patrick Mahomes, KC; Andrew Luck, Ind.; Cam Newton, Car.). In his NFL debut versus the Oakland Raiders on Thursday Night Football in primetime, Mullens threw for 262 yards and the second-best quarterback rating (151.9) by a passer in their NFL debut since 1973. The offense received an abundance of firepower from second-year TE George Kittle, who exploded onto the national scene and set an NFL record for most receiving yards by a tight end in a single season (1,377). Kittle also proved himself as a weapon in the open field, recording the most yards after catch by any player in the NFL since 2010 (870). Kittle earned Second-Team All-Pro honors, as well as his first Pro Bowl selection, after his historic season. On the ground, the 49ers were led by second-year undrafted RB Matt Breida who carried the ball 153 times for 814 yards and three touchdowns, while adding 27 receptions for 261 yards and two touchdowns. Breida finished the season with a 5.3 rushing average, which was fourth-best in the NFL.

On the defensive side of the ball, the 49ers

fought through an assortment of injuries that included a different starting lineup in all 16 games, but came together as a unit towards the end of the season as they began to find continuity and success. DL DeForest Buckner led the pass rushing unit by collecting a career-high 12.0 sacks, which was the second-most among NFL DTs behind Los Angeles Rams DT Aaron Donald and the fourth-most by a member of the 49ers since 2000. Ronald Blair III (5.5) Cassius Marsh (5.5) and Arik Armstead (3.0) also provided support in the pass rush and set career highs in sacks on the season. Robert Saleh's unit also proved themselves to be a force against the run, ranking seventh in the NFL on the season with just 4.1 yards per carry allowed.

K Robbie Gould continued to shine in his second season with the 49ers both on and off the field as he was nominated the 49ers' Walter Payton NFL Man of the Year. Gould expanded on his streak from the previous season and set the franchise record with 33 consecutive field goals made 10/29/17 to 10/7/18. Gould finished the season leading the NFL with a 97.1 field goal percentage (33-34), which also set a franchise record. Over the past two seasons, Gould leads the entire league in field goals made (72) and field goal percentage (96.0).

2019

The San Francisco 49ers finished the 2019 season with a 13-3 regular season record (2-1 in the postseason), a NFC West title and the number one seed throughout the NFC Playoffs as head coach Kyle Shanahan led his team to Super Bowl LIV, the seventh Super Bowl appearance in franchise history.

The 2019 49ers featured three AP All-Pro selections in TE George Kittle (First-Team), DL DeForest Buckner (Second-Team) and CB Richard Sherman (Second-Team) and four players named to the Pro Bowl (DL Nick Bosa, Kittle, FB Kyle Juszczyk and Sherman). The second overall pick in the 2019 NFL Draft, Bosa was also named AP Defensive Rookie of the Year, PFWA Rookie of the Year, PFWA Defensive Rookie of the Year, Sporting News Rookie of the Year and Pepsi Rookie of the Year. General Manager John Lynch was named Executive of the Year by the PFWA, while Shanahan was named Coach of the Year by Sporting News and NFC Coach of the Year by the Committee of 101.

The 49ers defense was a dominant force throughout the season. San Francisco finished the regular season second in the NFL in yards allowed per game (281.8) and yards per play (4.66), first in forced fumbles (21), third in fumble recoveries (13) and fifth in sacks (48). Defensive linemen Arik Armstead (10.0), Bosa (9.0), Buckner (7.5) and DL Dee Ford (6.5) combined to make the 49ers the only team in the NFL to have four-or-more players with 6.5-or-more sacks in the 2019 regular season. The 49ers linebackers were led by second-year LB Fred Warner, who was named NFC Defensive Player of the Month (November) and NFC Defensive Player of the Week (Week 12). The linebacking corps was also bolstered by LB Kwon Alexander, who was the recipient of the team's Matt Hazeltine Iron Man

Award, and LB Dre Greenlaw, who was named to the PFWA All-Rookie Team. The pass defense, led by 49ers Walter Payton NFL Man of the Year nominee CB Richard Sherman, ranked first in the NFL with 169.2 yards allowed per game. The 169.2 passing yards allowed per game was the fewest allowed in the NFL since the 2009 New York Jets (153.7).

On offense, the 49ers excelled on the ground, as the 49ers led the NFL in rushing touchdowns (23), with the trio of RB Raheem Mostert (772), RB Matt Breida (623) and RB Tevin Coleman (544) running behind an experienced and tough offensive line. It marked the first time the 49ers had three players rush for over 500 yards in a single season since 1954. Through the air, QB Jimmy Garoppolo finished the regular season with 3,978 passing yards, the fourth-most by a quarterback in franchise history. Kittle finished the year with 1,053 receiving yards and five touchdowns, becoming the first tight end in franchise history to register back-to-back 1,000-yard seasons (1,377 receiving yards in 2018). He also set the NFL record for the most receiving yards by a tight end in their first three NFL seasons (2,945 receiving yards). The 49ers were given a boost by mid-season acquisition WR Emmanuel Sanders who complemented a young core composed of WR Deebo Samuel Sr. and WR Kendrick Bourne. Samuel Sr. tallied 57 receptions for 802 yards, the second-most receptions and receiving yards in a season by a 49ers rookie.

On special teams, K Robbie Gould delivered consistently in critical games down the stretch. He was named NFC Special Teams Player of the Week (Week 16) and, for the third-consecutive year since joining the 49ers in 2017, captured NFC Special Teams Player of the Month in December. Additionally, rookie P Mitch Wishnowsky was named NFC Special Teams Player of the Week (Week 9).

The 49ers shut down the Minnesota Vikings in the NFC Divisional round, as San Francisco's defense held the Vikings to 147 total net yards (21 rushing and 126 passing). The defense registered 6.0 sacks of Vikings QB Kirk Cousins, tied for the second-most in a game in postseason franchise history. San Francisco then defeated the Green Bay Packers in the NFC Championship to advance to Super Bowl LIV. The 49ers offense rushed for 285 yards and four touchdowns on 42 attempts as Mostert finished the game with 220 rushing yards and four touchdowns, setting the franchise record for most rushing yards in a game, regular season or postseason, with his rushing total being the second-most in a postseason game in the Super Bowl era.

The 49ers season ended as they fell to the Kansas City Chiefs, 20-31, in Super Bowl LIV. Samuel Sr. finished the game with five receptions for 39 yards to go along with three carries for 53 yards. His 53 rushing yards were the most by a WR in a Super Bowl while his 32-yard run was the longest run by a WR in a Super Bowl. The 49ers defense registered 4.0 sacks while Warner and DB Tarvarius Moore both recorded an interception of Chiefs QB Patrick Mahomes in the loss.

2020

Throughout 2020, the world faced an unprecedented Coronavirus pandemic that completely altered every facet of everyday life, including sports. The 49ers faced many challenges, including a record number of injuries and relocation to go along with COVID-19. The team finished the season 6-10 with a 3-3 record in the division and an impressive 5-3 record on the road.

The 2020 San Francisco 49ers were led by AP First-Team All-Pro and Pro Bowl selection LB Fred Warner, who registered a team-high 125 tackles to go along with 1.0 sack, two interceptions, two fumble recoveries, one forced fumble and six passes defended. San Francisco had two additional players selected to the Pro Bowl in FB Kyle Juszczyk, who set career highs in carries (17), rushing yards (64) and rushing touchdowns (two) while adding 19 receptions for 202 yards and tied his career high with four receiving touchdowns, and T Trent Williams, who started all 14 games in which he appeared after the team acquired him in a trade with The Washington Football Team in the offseason.

San Francisco's offense also featured rookie WR Brandon Aiyuk, who led the team with 60 receptions for 748 yards and five touchdowns to go along with six carries for 77 yards and two touchdowns on the ground. Aiyuk became the first rookie to lead the team in receptions and receiving yards since WR Gene Washington in 1969. His 60 receptions were the second-most by a rookie in franchise history and his 748 receiving yards were the third-most by a rookie in franchise history. WR Kendrick Bourne set career highs in receptions (49) and receiving yards (667), while TE George Kittle added 48 receptions for 634 yards and two touchdowns. RB Jeff Wilson Jr. led the team with career highs in rushing attempts (126), rushing yards (600) and rushing touchdowns (seven), while also adding 13 receptions for 133 yards and three touchdowns. RB Raheem Mostert also notched 104 carries for 521 yards and two touchdowns on the season.

The 49ers defense allowed 314.4 yards per game, ranking fifth in the NFL, while allowing just 207.9 passing yards per game, which ranked fourth in the league. On the ground, the defense allowed 12 rushing touchdowns on the season, which was tied for the fourth-fewest in the NFL. San Francisco's defense also ranked fourth in the NFL in 3rd-down defense (35.5 percent allowed) and three-and-out drives forced (41).

Along with Warner, the 49ers defense featured DL Kerry Hyder Jr., who led the team with a career-high 8.5 sacks while also adding 49 tackles, 10 tackles for loss and one fumble recovery. Rookie DT Javon Kinlaw tallied 33 tackles, 1.5 sacks, three tackles for loss, one interception (returned for a touchdown) and four passes defended. LB Dre Greenlaw notched 83 tackles, seven tackles for loss, 1.0 sack and one pass defended. The secondary was led by DB Jimmie Ward, who registered 71 tackles, two forced fumbles and four passes defended, and CB Jason Verrett, who tallied 60 tackles, two tackles for loss, two interceptions and seven passes defended.

On special teams, P Mitch Wishnowsky ranked ninth in the NFL in gross punting average (46.9) and 12th in net punting average (41.6), while downing 25 punts inside the 20. K Robbie Gould surpassed 1,700 career points while connecting on 19 of 23 field goal attempts and 36 of 38 PATs. Gould became just the 11th kicker in NFL history to reach 400 career made field goals.

2021

The San Francisco 49ers finished the 2021 season with a 10-7 regular season record and a postseason berth as the sixth seed in the NFC playoffs. Head coach Kyle Shanahan led his team to wins over the Dallas Cowboys (NFC Wild Card) and Green Bay Packers (NFC Divisional Round) en route to the 17th NFC Championship appearance in franchise history, and the second in the past three seasons (2019).

The 2021 49ers featured a pair of First-Team AP All-Pro selections in WR Deebo Samuel Sr. and T Trent Williams, as well as seven players who earned trips to the Pro Bowl (DL Nick Bosa, FB Kyle Juszczyk, TE George Kittle, C Alex Mack, Samuel, OL Laken Tomlinson and Williams). Bosa and Williams were also named to the Pro Football Writers of America's All-NFL and All-NFC teams, while Kittle earned an All-NFC selection.

The 49ers defense became a dominant force as the year progressed. San Francisco finished the regular season ranked third in the NFL in yards allowed per game (310.0), sixth in yards per play (5.11), first in forced fumbles (22) and tied for fifth in sacks (48.0). Bosa was one of two players in the NFL to finish in the top-four in sacks (15.5 - 4th), TFLs (21 - t-1st) and QB hits (32 - 3rd). DL Arden Key added a career-high 6.5 sacks, while 49ers Walter Payton NFL Man of the Year nominee, DL Arik Armstead, rounded out the pass rush with 6.0 sacks on the year. The 49ers linebackers were led by LB Fred Warner, who notched over 115 tackles (137) for the fourth-consecutive season. LB Azeem Al-Shaair, the recipient of the team's Hazeltine Iron Man Award, tallied a career-high 102 tackles. The 49ers secondary ranked sixth in the NFL in passing allowed yards per game (206.5), and was led by DB Jimmie Ward, who notched career highs in tackles (75) and interceptions (two).

On offense, the 49ers averaged 6.1 yards per play on the season, tied for the most yards per play in the NFL. The team rushed for 2,166 yards, the seventh highest total in the league. RB Elijah Mitchell finished the regular season with 963 rushing yards, which set the franchise record for single-season rushing yards by a rookie that was previously set by RB Vic Washington in 1971 (811 rushing yards). Samuel had a significant impact on the run game as well with 365 rushing yards and eight touchdowns, the most rushing touchdowns in NFL history by a player whose primary position is wide receiver. Through the air, QB Jimmy Garoppolo eclipsed 3,000 passing yards (3,810), becoming one of just six quarterbacks in franchise history to have multiple seasons with 3,000-or-more passing yards. Garoppolo also surpassed 10,000 career passing yards as a member of the 49ers in the fewest games in

franchise history (43). Samuel was named NFC Offensive Player of the Week twice (Week 8 & 10) and finished the year with 1,405 receiving yards and six touchdowns. His 14 total touchdowns were the most by a member of the 49ers since 2002. He also became one of three players in NFL history to have at least 1,000 receiving yards, five receiving touchdowns and five rushing touchdowns in a single season. Kittle finished the season 910 receiving yards and six touchdowns. In Weeks 13 and 14, he became the first tight end in NFL history to register 150-or-more receiving yards and a touchdown in back-to-back games. His 13-reception, 151-yard performance in Week 14 earned him NFC Offensive Player of the Week. WR Brandon Aiyuk finished with 56 receptions for 826 receiving yards and five touchdowns.

On special teams, K Robbie Gould continued his consistent 49ers career. He was named NFC Special Teams Player of the Week in Week 18 after connecting on two field goal attempts, including a 24-yarder in overtime. He also punted twice and finished with an average of 45.0 yards per punt, including one downed inside the 20 yard line. Additionally, P Mitch Wishnowsky earned the honor in Week 2 as well as being awarded NFC Special Teams Player of the Month (September) for the first time in his career.

The 49ers defeated the Dallas Cowboys on the road in the NFC Wild Card Round. The team excelled in the trenches as the offensive line did not allow a single sack for the first time in a postseason game since 2003, while the defense got to Cowboys QB Dak Prescott on five occasions. San Francisco went on to defeat the Green Bay Packers in the NFC Divisional Round, with the victory coming on the back of heroics by the 49ers special teams unit. DB Jimmie Ward and DL Jordan Willis each had crucial blocks that made San Francisco the first team to block both a field goal attempt and punt in a postseason game since 1989.

The 49ers season came to a close as they fell to the Los Angeles Rams, 17-20, in the NFC Championship Game. Samuel and Kittle each had a touchdown reception in the loss, while Ward registered his first career postseason interception. The 49ers offensive line did not allow a sack on the night, making the 49ers the first team not to allow a single sack in a pair of postseason games since 2019.

2022

The San Francisco 49ers finished the 2022 season with a 13-4 regular season record that included a 10-game winning streak after a 3-4 start to the year. The Niners earned a postseason berth as the second seed in the NFC playoffs and were victorious against the Seattle Seahawks (NFC Wild Card) and Dallas Cowboys (NFC Divisional Round), paving the way to their 18th NFC Championship Game appearance in franchise history, and their third in the past four seasons (2019 and 2021).

The 2022 49ers boasted four AP First-Team All-Pro selections in DL Nick Bosa, S Talanoa Hufanga, LB Fred Warner and T Trent Williams, as

well as two AP Second–Team All–Pro selections in TE George Kittle and S George Odum (special teamer). Seven 49ers were selected to the 2023 Pro Bowl Games (DL Nick Bosa, S Talanoa Hufanga, FB Kyle Juszczyk, TE George Kittle, RB Christian McCaffrey, LB Fred Warner and T Trent Williams). Bosa, Hufanga, Warner and Williams were each named to the Pro Football Writers of America All–NFL and All–NFC teams, while Kittle and McCaffrey both earned All–NFC honors and QB Brock Purdy earned a selection to the All–Rookie team.

In a year that saw Purdy, a rookie quarterback, become the team’s starter in Week 13, the 49ers offense ranked fifth in the NFL in yards per game (365.6) and averaged 5.9 yards per play, the fourth–highest mark in the league, while finishing in the top–10 in rushing yards per game (138.8), yards per rush (4.68) and points scored per game (26.4). Purdy went 7–1 as a starter, including the playoffs, and became the first quarterback in franchise history to win their first five starts and the third rookie quarterback in NFL history to win at least their first five starts. He finished the year with 1,374 passing yards and 13 touchdowns, leading the league in passer rating (112.0) over the final five weeks of the season. The offense was led in 2022 by WR Brandon Aiyuk and RB Christian McCaffrey, who was acquired in a mid–season trade. Aiyuk registered 1,015 receiving yards and eight touchdowns, giving him the first 1,000–yard season of his career. McCaffrey, who was named NFC Offensive Player of the Week twice (Weeks 8 & 14) and NFC Offensive Player of the Month once (December/January), registered 1,210 scrimmage yards and 11 touchdowns after joining the team in Week 7.

The 49ers defense proved to be one of the most dominant in the league during the 2022 season. Led by Bosa and Warner, the defense finished first in the league in yards per game (300.6) and scoring defense (16.3), tied–first in interceptions (20), ranked fourth in yards per play (4.98) and tied for fifth in forced fumbles (16). The defensive line was led by Bosa, who earned NFC Defensive Player of the Week twice (Weeks 13 & 16), NFC Defensive Player of the Month once (November) and was named Defensive Player of the Year by the Associated Press, Committee of 101, Sporting News and the Pro Football Writers of America. He led the league in sacks (18.5) and quarterback hits (48). DL Samson Ebukam registered 5.0 sacks on the year and DL Charles Omenihu registered 4.5. The unit finished the year tied–10th in the league with 44.0 sacks. The linebacking corps was led by Warner, who tallied 2.0 sacks, one interception, 10 passes defended and registered a team–high 130 tackles on the year, giving him his fifth–consecutive season with over 115 tackles. LB Dre Greenlaw finished close behind with 127 tackles on the season to go along with two forced and recovered fumbles, one of which was returned for a touchdown (Week 13 vs. Miami), and one interception. The 49ers secondary was led by the tandem of Hufanga and S Tashaun Gipson Sr., who combined for 156 tackles and nine interceptions. Gipson Sr.’s five interceptions were tied for the fifth–most in the NFL.

On special teams, K Robbie Gould connected on 27 of his 32 field goal attempts and 50 of his 51 extra point attempts, marking the 11th season of his career with at least an 80% field goal percentage and a 95% extra point percentage. His 23–yard field goal in overtime in Week 17 (at Las Vegas) helped keep the 49ers winning streak alive. P Mitch Wishnowsky averaged 39.7 net yards per punt and finished the year with the highest percentage of punts inside the 20–yard line (52.5%) in the NFL. Wishnowsky was also named NFC Special Teams Player of the Month (September) for the second time in his career. WR Ray–Ray McCloud III finished the season ranked second in the NFL in punt return yards with 356.

The 49ers hosted and won two playoff games at Levi’s Stadium in 2022. The team defeated the Seattle Seahawks in the NFC Wild Card Round, 41–23, while registering 505 yards of offense, marking just the third time in franchise history that the team registered 500–or–more yards in a playoff game. The game was changed by the defense in the second half. Seahawks QB Geno Smith was sacked twice by Omenihu, with one being a strip sack, and once by Walter Payton Man of the Year nominee DL Arik Armstead.

San Francisco went on to defeat the Dallas Cowboys in the NFC Divisional Round, 19–12. Again, the defense made the difference, with Warner and DB Deommodore Lenoir registering interceptions on Cowboys QB Dak Prescott. Gould connected on all four field goal attempts and the lone 49ers touchdown was scored by McCaffrey.

The 2022 49ers season ended with a 31–7 loss to the Philadelphia Eagles in the NFC Championship Game. McCaffrey put the 49ers on the board with a 23–yard touchdown run and registered 108 yards from scrimmage on the day.

2023

The San Francisco 49ers finished the 2023 season with a 12–5 record, starting the season 5–0 and winning seven of their last nine games. Head coach Kyle Shanahan led his team to its second–consecutive NFC West title, the number one seed throughout the NFC playoffs, third–consecutive NFC Championship Game and the eighth Super Bowl appearance in franchise history.

The 2023 49ers featured five AP First–Team All–Pro selections in FB Kyle Juszczyk, TE George Kittle, RB Christian McCaffrey, LB Fred Warner and T Trent Williams, as well as two AP Second–Team All–Pro selections in WR Brandon Aiyuk and CB Charvarius Ward. Nine 49ers were selected to the 2024 Pro Bowl Games, the most the team has donned since the 2013 Pro Bowl (DL Nick Bosa, DL Javon Hargrave, Juszczyk, Kittle, McCaffrey, QB Brock Purdy, Ward, Warner and Williams). Kittle, McCaffrey, Warner and Williams were each named to the Pro Football Writers of America All–NFL and All–NFC teams, while Bosa earned All–NFC honors. McCaffrey, who led the NFL in rushing yards in 2023, was named AP Offensive Player of the Year as well as the PFWA Offensive Player of the Year.

The 49ers boasted one of the most potent offenses in the NFL in 2023, finishing with top–five marks in total offense (398.4), scoring offense (28.9), rushing yards per game (140.5) and passing yards per game (257.9). The 49ers offense registered 491 total points and 6,773 total yards in 2023, both of which were the second–highest single–season marks in franchise history. In his first full season as a starter, Purdy led the NFL in passer rating (113.0) and yards per attempt (9.6), while setting the franchise record for passing yards (4,280) and throwing 31 touchdowns, becoming the first 49ers QB to throw 30–or–more touchdowns in a single season in 22 years. McCaffrey led the NFL in rushing yards (1,459), yards from scrimmage (2,023) and finished tied for the most total touchdowns (21). He became the first player since 1995 to lead the NFL in rushing yards after every week of an entire season. Aiyuk (1,342 receiving yards) registered his second–consecutive 1,000–yard season and added seven touchdown receptions. He and Kittle (1,020 receiving yards) became the first 49ers duo to register 1,000–or–more receiving yards in the same season since 1998. WR Deebo Samuel added 1,117 yards from scrimmage and 12 total touchdowns. In McCaffrey (2,023 yards from scrimmage), Aiyuk (1,342 yards from scrimmage), Samuel (1,117 yards from scrimmage) and Kittle (1,022 yards from scrimmage), the 49ers became the first team in NFL history to have a RB, two WRs and a TE each post 1,000–or–more yards from scrimmage in a single season.

The 49ers defense finished in the top–10 in the NFL in total defense (303.9) and rushing defense (89.7), tied for first in interceptions (22) and tied for the seventh–most sacks (48). San Francisco’s defensive line was anchored by Bosa (10.5 sacks), Hargrave (7.0 sacks) and Walter Payton Man of the Year nominee DL Arik Armstead (5.0 sacks). Warner led the linebacker unit with a team–high 132 tackles, 2.5 sacks, four interceptions, 11 passes defended and four forced fumbles, marking his sixth–consecutive season with over 115 tackles. LB Dre Greenlaw finished the season with 120 tackles, 1.5 sacks and four passes defended. Ward led the secondary with 72 tackles, a NFL–high 23 passes defended and a team–high five interceptions, one of which was returned for a touchdown (Week 15 at Arz.).

On special teams, rookie K Jake Moody connected on 21 of his 25 field goal attempts (84.0%) and 60 of his 61 extra point attempts (98.4%). His 60 made extra points led the NFL. In Week 2 at LAR, Moody connected on a 57–yd. FG, marking the longest made field goal by a rookie in franchise history and the second–longest made field goal in franchise history. P Mitch Wishnowsky averaged 42.7 net yards per punt, which ranked 10th in the NFL, and finished the year with the second–highest percentage of punts placed inside the 20–yard line (50.0%).

After earning the first-round Bye, the 49ers defeated the Green Bay Packers, 24–21, in the Divisional Round of the 2023 playoffs. Purdy threw for 252 yards and one touchdown to Kittle on the evening, while McCaffrey registered 128 yards from scrimmage and two rushing touchdowns. Greenlaw led the defensive unit by registering eight tackles and two interceptions, becoming the first 49ers player to register multiple interceptions in a playoff game since the 1994 season. San Francisco went on to host the Detroit Lions in the NFC Championship Game, earning a 34–31 victory. Purdy registered 267 yards and one touchdown to Aiyuk, while McCaffrey added another two rushing touchdowns. The 49ers became the first team in NFL history to win a Conference Championship Game after facing a deficit of 17–or–more points at halftime.

The 2023 49ers season ended with a 22–25 overtime loss to the Kansas City Chiefs in Super Bowl LVIII. WR Jauan Jennings threw a 21-yard touchdown pass to McCaffrey and caught a 10-yard touchdown pass of his own, becoming the second player in NFL history to throw and catch a touchdown in the Super Bowl. Armstead, Hargrave and DL Chase Young each registered a sack on Chiefs QB Patrick Mahomes, while rookie S Ji'Ayir Brown registered one interception of Mahomes.

SAN FRANCISCO'S ALL-TIME PRESIDENTS & PERSONNEL DIRECTORS

Years

1946
1947
1948
1949–50
1951–66
1967–72
1972
1973–76
1977–78
1979–82
1983
1984–87
1988–89
1990
1991–94
1995–97
1998
1999–2000
2001–03
2004
2005–07
2008
2009
2010
2011
2012–13
2014–15
2016
2017–22
2023–24

Team President

Anthony J. Morabito (Owner)
Allen E. Sorrell
Allen E. Sorrell
Anthony J. Morabito (Owner)
Anthony J. Morabito (Owner)
Louis G. Spadia
Louis G. Spadia
Louis G. Spadia
Edward J. DeBartolo, Jr.
Edward J. DeBartolo, Jr.
Bill Walsh (President & Head Coach)
Bill Walsh (President & Head Coach)
Edward J. DeBartolo, Jr.
Edward J. DeBartolo Jr.
Carmen Policy
Carmen Policy
Carmen Policy (President & CEO)
Denise DeBartolo–York (Owner)
Peter Harris (President & CEO)
John York (Owner)
John York (Owner)
John York (Owner)
Jed York (President)
Jed York (President & CEO)
Jed York (President & CEO)
Jed York (CEO), Gideon Yu (President)
Jed York (CEO), Paraag Marathe (President)
Jed York (CEO), Al Guido (President)
Jed York (CEO), Al Guido (President)
Jed York (CEO), Al Guido (President)

General Managers

John R.Blackinger (General Manager)
John R.Blackinger (General Manager)
Louis G. Spadia (Business Manager)
Louis G. Spadia (Business Manager)
Louis G. Spadia (General Manager)
Jack White (General Manager)
Jack White (Vice President for Personnel)
Louis G. Spadia (President & General Manager)
Joe Thomas (Vice President & General Manager)
Bill Walsh (Head Coach & General Manager)
John McVay (General Manager)
John McVay (Vice President/General Manager)
John McVay (Vice President/General Manager)
John McVay (Vice President of Football Administration)
John McVay (Vice President of Football Administration)
Dwight Clark (Vice President/Director of Football Operations)
Dwight Clark (Executive Vice President/Director of Football Operations)
Bill Walsh (Vice President/General Manager)
Terry Donahue (General Manager)
Terry Donahue (Vice President/General Manager)
Scot McCloughan (Vice President of Player Personnel)
Scot McCloughan (General Manager)
Scot McCloughan (General Manager)
Trent Baalke (Vice President of Player Personnel)
Trent Baalke (General Manager)
Trent Baalke (General Manager)
Trent Baalke (General Manager)
Trent Baalke (General Manager)
Trent Baalke (General Manager)
John Lynch (General Manager)
John Lynch (President of Football Operations/General Manager)

49ERS AAFC DRAFT (1946-49)

1947 (December 20–21, 1946)

- 1a. Glenn Davis, HB, Army (2)
- 1b. Clyde LeForce, WB, Tulsa (6)
2. Bob Wiese, HB, Michigan (14)
3. Paul Duke, C, Georgia Tech (22)
4. Don Samuel, HB, Oregon State (30)
5. Alf Satterfield, T, Vanderbilt (38)
6. John Zilly, E, Notre Dame (46)
7. Gene (Red) Knight, HB, Louisiana State (54)
8. Charlie Malmberg, T, Rice (62)
9. Bob Leonetti, G, Wake Forest (70)
10. Frank Broyles, QB, Georgia Tech (78)
11. Jim Tyree, E, Oklahoma (86)
12. Ed Robnett, FB, Texas Tech (94)
13. Walter Slater, HB, Tennessee (102)
14. Earl Wheeler, C, Arkansas (110)
15. Les Proctor, G, Texas (118)
16. Al DeRogatis, T, Duke (126)
17. Earl Tullos, T, Louisiana State (132)
18. Bryant Meeks, C, South Carolina (138)
19. Ed Royston, G, Wake Forest (144)
20. Max Bumgardner, E, Texas (150)

1948 (December 16, 1947)

1. Joe Scott, HB, San Francisco (5)
3. Jim Cason, HB, Louisiana State (15)
4. Walt McCormick, C, Southern California (23)
6. Fred Land, T, Louisiana State (32)
7. Phil O'Reilly, T, Purdue (38)
9. Bill Luongo, FB, Pennsylvania (50)
11. Bob Steckroth, E, William & Mary (62)
12. Gene Malinowski, T, Detroit (70)
13. Len Modzelski, T, Scranton (78)
14. Les Rideout, T, Bowling Green (86)
15. Larry Olsonoski, T, Purdue (94)
16. Wally Matulich, HB, Mississippi State (102)
17. Bob Ravensberg, HB, Indiana (110)
18. Bill Pritula, T, Michigan (118)
19. Art Fitzgerald, HB, Yale (126)
20. Pete Barbolak, T, Purdue (134)
21. Dick Loepte, T, Wisconsin (142)
22. Bob Heck, E, Purdue (150)
23. Floyd Lanhorne, G, Texas Tech (158)
24. Goble Bryant, T, Army (166)
25. Bill Talarico, FB, Pennsylvania (174)
26. Everett Marshall, T, Pennsylvania (182)
27. Perry Moss, HB, Illinois (190)
28. Bill Bell, QB, Muhlenberg (198)
29. Herb Siegert, G, Illinois (206)
30. Frank Williams, FB, Utah State (214)

1949 (July 8, 1948) (Secret Draft)

1. Ernie Stautner, T, Boston College
2. Jim Winkler, T, Texas A&M

1949 (Dec. 21, 1948) (Drafted Alternately 9–10)

1. Chester Fritz, T, Missouri (7)
3. Frank Lovuolo, E, St. Bonaventure (20)
4. Mike De Noia, QB, Scranton (28)
5. George Brodnax, E, Georgia Tech (36)
6. John Hamberger, T, Southern Methodist (44)
7. Dan Stiegman, C, North Carolina (52)
8. Bernie Reid, G, Georgia (60)
9. Fred Wendt, HB, Texas–El Paso (68)
10. Dick Flowers, T, Alabama (76)
11. Bob Lund, HB, Tennessee (84)
12. Jon Baker, G, California (92)
13. Jim Rinehart, QB, Arkansas (100)
14. Don Garlin, HB, Southern California (108)
15. Pete Wismann, C, State Louis (116)
16. Homer Hobbs, G, Georgia (124)
25. Paul Schoultz, HB, Miami (OH) (171)
26. Jack Kelly, T, Louisiana Tech (176)
27. Jasper Flanakin, E, Baylor (181)
28. Rudy Smith, T, Louisiana Tech (186)
29. Gordon Long, HB, Arkansas (191)

49ERS ALL-TIME NFL DRAFT

1950 (January 21–22) (Drafted Alternately 9–10)

1. Leo Nomellini, T, Minnesota (11)
2. Don Campora, T, Pacific (23)
3. Ray Collins, T, Louisiana State (37)
4. Morris Bailey, E, Texas Christian (49)
5. Harry Kane, C, Pacific (63)
6. Don Van Pool, E, Oklahoma (75)
7. Lindy Berry, HB, Texas Christian (89)
8. Ellery Williams, E, Santa Clara (101)
9. Pete Zinach, HB, West Virginia (115)
10. Bob Celeri, QB, California (127)
11. Harley Dow, T, San Jose State (141)
12. Don Burke, FB, Southern California (153)
13. Lou Ceconi, HB, Pittsburgh (167)
14. Tom Payne, E, Santa Clara (179)
15. Leo Crampsey, E, St. Bonaventure (193)
16. Charley Shaw, G, Oklahoma A&M (205)
17. Cliff Van Meter, HB, Tulane (219)
18. Ralph Genito, HB, Kentucky (231)
19. Forrest Klein, G, California (245)
20. Jack Nix, E, Southern California (257)
21. Guerin Alker, C, Loyola (271)
- *22. Billy Wilson, E, San Jose State (283)
23. Jim Williams, E, Rice (297)
24. Bill Wyman, T, Rice (309)
25. Bob Dunn, G, Dayton (323)
26. Jim Powers, QB, Southern California (335)
27. Ken Johnson, G, Pacific (349)
28. Charley Hall, HB, Arizona (361)
29. Bob Whelan, HB, Boston (375)
30. Bob Stillwell, E, Southern California (387)

1951 (January 18–19, 1951) (Drafted Alternately 2–3)

1. Y.A. Tittle, QB, Louisiana State (3)
2. Pete Schabarum, HB, California (17)
3. Bill Mixon, HB, Georgia (28)
4. Choice to Cleveland
- 5a. Dick Steere, T, Drake (53)
- 5b. Al Carapella, T, Miami (FL) (54)
(Choice from Chicago Cardinals)
6. Bishop Strickland, HB, South Carolina (64)
7. Dick Forbes, E, St. Ambrose (75)
8. Joe Arenas, HB, Omaha (89)
9. Bruce Van Alstyne, E, Stanford (100)
10. Nick Feher, G, Georgia (112)
11. Bill Jessup, E, Southern California (126)
12. Jim Monachino, HB, California (137)
13. Dick Harvin, E, Georgia Tech (148)
14. Rex Berry, HB, Brigham Young (162)
15. Dave Sparks, G, South Carolina (173)
16. Bob White, HB, Stanford (184)
17. Art Michalik, G, St. Ambrose (198)
18. Jim Murphy, T, Xavier (209)
19. John Phillips, HB, Southern Mississippi (220)
20. Al Tate, T, Illinois (234)
21. Hardy Brown, FB, Tulsa (245)
22. Dwight Winslow, FB, Boise J.C. (256)
23. Wally Brunswald, HB, Gustavus Adolphus (Sweden) (270)
24. Tom Kingsford, QB, Montana (281)
25. Mike Peterson, E, Denver (292)
26. Keith Carpenter, T, San Jose State (306)
27. Ray Lung, G, Oregon (317)
28. Jack Rohan, HB, Loras College (328)
29. S.P. Garnett, T, Kansas (342)
30. Jerry Faske, HB, Iowa (353)

1952 (January 17, 1952) (Drafted Alternately 8–9)

1. Hugh McElhenny, HB, Washington (9)
2. Bob Toneff, T, Notre Dame (22)
- 3a. Gene Shannon, HB, Houston (27)
(Choice from Chicago Cards)
- 3b. Billy Tidwell, HB, Texas A&M (33)
4. Marion Campbell, T, Georgia (46)
5. Pat O'Donahue, E, Wisconsin (57)
6. Jim Beasley, C, Tulsa (70)
7. Don Robison, HB, California (81)
8. Jerry Smith, T, Wisconsin (94)
9. Glen Christian, HB, Idaho (105)
10. Carl West, FB, Mississippi (118)
11. J.D. Kimmel, T, Houston (129)
12. Fred Snyder, E, Loyola (142)
13. Rudy Yeager, T, Louisiana State (153)
14. Frank Simons, E, Nebraska (166)
15. Haldo Norman, E, Gustavus Adolphus (Sweden) (177)
16. Bob Meyers, HB, Stanford (190)
17. Al Baldock, E, Southern California (201)
18. Bill Carey, E, Michigan State (214)
20. Jess Yates, E, Louisiana State (238)
21. Gene Offield, E, Hardin–Simmons (249)
22. Jim Cozad, T, Santa Clara (262)
23. Bill Glazier, E, Arizona (273)
24. Ralph Kreuger, T, California (286)
25. Henry (Bud) Laughlin, FB, Kansas (297)
26. Dick Kane, G, Cincinnati (310)
27. Waldo Schaff, T, Oklahoma A&M (321)
28. Joe Palumbo, G, Virginia (334)
29. Chuck Mosher, E, Colorado (345)
30. Dick Patrick, C, Oregon (358)

* – Future Arrival

1953
(January 22, 1953)
(Drafted Alternately 9–8–7)

- 1a. Harry Babcock, E, Georgia (bonus) (1)
- 1b. Tom Stohlhandske, E, Texas (10)
2. George Morris, C, Georgia Tech (21)
3. Bob St. Clair, T, San Francisco/Tulsa (32)
4. Ed Fullerton, HB, Maryland (46)
5. Hal Miller, T, Georgia Tech (57)
6. Choice to Chicago Bears
7. Paul Carr, HB, Houston (82)
8. Doug Hogland, T, Oregon State (93)
9. Hal Ledyard, QB, Tennessee—Chattanooga (104)
10. Pete Brown, G, Georgia Tech (118)
11. Al Charlton, HB, Washington State (129)
12. Carson Leach, G, Duke (140)
13. Bill Earley, HB, Washington (154)
14. Tom Fletcher, HB, Arizona State (165)
15. Charley Genthner, T, Texas (176)
16. Fred Durig, E, Bowling Green (190)
17. Hugh Latham, T, San Diego State (201)
18. Stan Wacholz, E, San Jose State (212)
19. King DuClos, T, Texas—El Paso (226)
20. Ray Huizinga, T, Northwestern (237)
21. Ken Bahnsen, HB, North Texas State (248)
22. Laverne Robbins, G, Midwestern State (262)
23. Travis Hunt, T, Alabama (273)
24. Ed Morgan, HB, Tennessee (284)
25. Ernie Stockert, E, UCLA (298)
26. Harley Cooper, HB, Arizona State (309)
27. Ralph McCleod, E, Louisiana State (320)
28. Tom Novikoff, HB, Oregon (334)
29. Don Stillwell, E, Southern California (345)
30. No pick as result of bonus choice

1954
(January 28, 1954)
(Drafted 10th)

1. Bernie Faloney, QB, Maryland (11)
2. Leo Rucka, G, Rice (23)
3. Steve Korcheck, C, George Washington (35)
4. Charlie Boxhold, HB, Maryland (47)
- 5a. Bob Hantla, G, Kansas (55)
(Choice from Pittsburgh)
- 5b. Frank Mincevich, G, South Carolina (59)
6. Floyd Sagely, E, Arkansas (71)
7. Sid Youngelman, T, Alabama (83)
8. Choice to Cleveland
9. Ted Connolly, G, Tulsa (107)
10. Choice to Cleveland
11. John Skocko, E, Southern California (131)
12. Hal Easterwood, C, Mississippi State (143)
13. Morgan Williams, G, Texas Christian (155)
14. Sam Williams, HB, California (167)
- 15a. Ed Gossage, T, Georgia Tech (171)
(Choice from Green Bay)
- 15b. Sam Palumbo, G, Notre Dame (179)
16. Bobby Fiveash, HB, Florida State (191)
17. Carl Kautz, T, Texas Tech (203)
18. Morris Kay, E, Kansas (215)
19. Bob Edmiston, T, Temple (227)
20. Frank DePietro, HB, Georgia (239)
21. Howard Alsup, T, Middle Tennessee State (251)
22. Ralph Reynolds, HB, North Texas State (263)
23. LeRoy Fenstermaker, QB, Rice (275)
24. Jerry Daniels, T, Tennessee Tech (287)
25. John Platt, FB, Elon (299)
26. Pete Bello, C, Pasadena C.C. (311)
27. Gayford Baker, G, Nebraska—Omaha (323)
28. Bob Garbrecht, FB, Rice (335)
29. Ted Dunn, FB, Murray State (347)
30. Don Folks, E, Houston (359)

1955
(January 27–28, 1955)
(Drafted Alternately 8–9)

1. Dick Moegle, HB, Rice (10)
2. Frank Morze, C, Boston College (21)
3. Carroll Hardy, HB, Colorado (34)
4. Matt Hazeltine, C, California (45)
5. Eldred Kraemer, T, Pittsburgh (58)
6. Bobby Luna, HB, Alabama (69)
7. John Dean, QB, Virginia Tech (82)
- *8. Fred Meyers, QB, Oklahoma State (93)
- *9. Fred Preziosio, T, Purdue (106)
10. Ron Aschbacher, E, Oregon State (117)
11. Rudy Rotella, E, Nebraska—Omaha (130)
- *12. Lou Palatella, T, Pittsburgh (141)
13. Richie Gaskell, E, George Washington (154)
14. Nick McKeithan, HB, Duke (165)
15. Burdette Hess, G, Idaho (178)
16. Jim Hall, E, Auburn (189)
17. Bob Newton, G, San Diego State (202)
18. Ron Pheister, C, Oregon (213)
19. John Garzoli, T, California (226)
20. Glen Dyer, QB, Texas (237)
21. George Maderos, E, Chico State (250)
22. Pete Vann, QB, Army (261)
- *23. Tom Gunnari, E, Washington State (274)
24. Bob Heaston, G, Cal Poly—San Luis Obispo (285)
25. Dewey Wade, E, Kansas State (298)
26. Johnny Kerr, E, Purdue (309)
- *27. Dick Shockey, QB, Marquette (322)
28. Don Sanders, HB, Stanford (333)
- *29. Otto Kniedinger, T, Penn State (346)
- *30. Bob Gongola, QB, Illinois (356)

1956
(Nov. 29, 1955/Jan. 19, 1956)
(Drafted Alternately 1–2)

1. Earl Morrall, QB, Michigan State (2)
2. Bruce Bosley, T, West Virginia (15)
3. Bill Herchman, T, Texas Tech (26)
4. Frank Pajaczkowski, HB, Richmond (40)
5. Choice to Los Angeles
6. Tony Sardisco, LB, Tulane (64)
- *7. Larry Barnes, FB Colorado State (75)
8. Charles Smith, E, Abilene Christian (88)
9. Jim Cox, E, Cal Poly—San Luis Obispo (99)
10. Jerry Zaleski, HB, Colorado State (112)
11. Stewart Pell, T, North Carolina (123)
12. Roger Swedberg, T, Iowa (136)
13. Ralph Moody, HB, Kansas (147)
- *14. R.C. Owens, E, College of Idaho (160)
- 15a. Reed Henderson, T, Utah State (171)
- 15b. Gene Boyd, HB, Abilene Christian (172)
(Choice from Pittsburgh)
16. George Herring, QB, Southern Mississippi (184)
17. Richard Weiss, T, Mississippi (195)
18. Billy Yelverton, T, Mississippi (208)
19. Pete Arrigoni, HB, Arizona (219)
20. Bob Scarbrough, C, Auburn (232)
21. L.C. Joyner, HB, E. Contra Costa C.C. (243)
22. Clarence Wessman, E, San Jose State (256)
23. Mike Monroe, HB, Washington (267)
24. Ed Wallace, G, San Diego J.C. (280)
25. Paul Goad, HB, Abilene Christian (291)
26. Rommie Loudd, E, UCLA (304)
27. Jerry Gustafson, QB, Stanford (315)
- *28. Jerry Drew, FB, California (328)
29. Dean Benson, E, Willamette (339)
- *30. Bob Mitchell, T, Puget Sound (351)

1957
(November 27, 1956)
(Drafted 2nd)

1. John Brodie, QB, Stanford (3)
2. Abe Woodson, HB, Illinois (15)
3. Choice to Los Angeles
- 4a. Jim Ridlon, HB, Syracuse (39)
- 4b. Mike Sandusky, T, Maryland (46)
(Choice from Chicago Cardinals)
5. Karl Rubke, C, Southern California (56)
- 6a. Bill Rhodes, HB, Western State (CO) (62)
(Choice from Philadelphia)
- 6b. Jim Hunter, HB, Missouri (68)
- *7. Fred Dugan, E, Dayton (80)
8. Ernie Pitts, E, Denver (92)
- *9. Charles Brueckman, C, Pittsburgh (104)
- *10. Jerry Hurst, T, Middle Tennessee State (116)
- *11. Tom Davis, HB, Louisiana State (128)
- *12. Fred Sington, T, Alabama (140)
13. Charles Mackey, E, Arizona State (152)
14. Ron Warzeka, T, Montana State (164)
- *15. Earl Kaiser, HB, Houston (176)
16. Vic Kristopalitis, FB, Dayton (188)
17. Dave Kuhn, C, Kentucky (200)
18. Richard Guy, G, Ohio State (212)
19. Gene Babb, FB, Austin College (224)
20. Sid DeLoatch, G, Duke (236)
21. Fred Wilcox, HB, Tulane (248)
22. Paul Tripp, T, Idaho State (260)
23. John Thomas, E, Pacific (272)
24. John Ladner, E, Wake Forest (284)
25. Ray Meyer, FB, Lamar (296)
- *26. Tom Topping, T, Duke (308)
27. Don Vicic, FB, Ohio State (320)
28. Bill Curtis, HB, Texas Christian (332)
29. Vern Hallbeck, LB, Texas Christian (344)
30. George Parks, QB, Lamar (355)

1958
(Dec. 2, 1957/Jan. 28, 1958)
(Drafted Alternately 8–9)

- 1a. Jim Pace, HB, Michigan (8)
- 1b. Charlie Krueger, T, Texas A&M (9)
- *2. Bob Newman, QB, Washington State (22)
3. Bob Hoppe, HB, Auburn (33)
4. John Varone, HB, Miami (FL) (46)
5. Bill Atkins, HB, Auburn (59)
6. Henry Schmidt, T, Southern California (71)
7. Choice to Detroit
- *8a. Leon Burton, HB, Arizona State (87)
(Choice from Chicago Cardinals)
- 8b. Ron Mills, HB, West Texas State (95)
9. George Troutman, C, Capital (OH) (107)
- *10. Vel Heckman, T, Florida (119)
- *11. Hogan Wharton, T, Houston (131)
12. Pete Williams, T, Lehigh (143)
- 13a. James Yore, FB, Indiana (151)
(Choice from Pittsburgh)
- 13b. Harold Dukes, E, Michigan State (155)
14. Max Fields, HB, Whittier College (167)
15. Choice to Detroit
16. George Shirkey, T, Stephen F. Austin (191)
17. John Wittenborn, T, SE Missouri State (203)
18. Dennit Morris, G, Oklahoma (215)
19. Ronnie Mushatt, C, Grambling State (227)
20. Jerry Mertens, E, Drake (239)
21. Don Christian, HB, Arkansas (251)
22. Bruce Hartman, T, Luther (263)
23. Larry Fields, HB, Utah (275)
- *24. Dee Mackey, E, East Texas State (287)
25. Bill Kaczmarek, C, SW Missouri State (299)
- *26. Hilliard Hill, E, Southern California (311)
27. Bob Witucki, E, Notre Dame (323)
28. Garland Warren, C, North Texas State (335)
29. Herman Hodges, HB, Sam Houston State (347)
- *30. Ted Tahura, T, Kansas State (358)

1959
(Dec. 2, 1958/Jan. 22, 1959)
(Drafted 6th)

- 1a. Dave Baker, HB, Oklahoma (5)
- 1b. Dan James, C, Ohio State (8)
(Choice from Pittsburgh)
- 2. Bob Harrison, LB, Oklahoma (17)
- 3. Eddie Dove, HB, Colorado (29)
- 4. Monte Clark, T, Southern California (41)
- 5. Frank Geremia, T, Notre Dame (54)
- 6. Wally Bavaro, T, Holy Cross (66)
- 7a. Don Rogers, LB, South Carolina (74)
(Choice from Chicago Cardinals)
- *7b. Dan Colchico, E, San Jose State (78)
- 8. Lewis Akin, E, Vanderbilt (90)
- 9. Robert Green, HB, Florida (102)
- 10. Bronko Nagurski, T, Notre Dame (114)
- 11. Jack Hayes, HB, Trinity (TX) (126)
- 12. Bill Korutz, C, Dayton (138)
- 13. Bill Lopasky, G, West Virginia (150)
- 14. Michael Dukes, FB, Clemson (162)
- 15. Joe Belland, HB, Arizona State (174)
- 16. Bob Cook, HB, Idaho State (186)
- 17. Jerome Jurczak, C, Benedictine (198)
- 18. Jack Cowley, T, Trinity (TX) (210)
- *19. Tom Osborne, HB, Hastings (NE) (222)
- *20. Toby Deese, T, Georgia Tech (234)
- 21. Luther Carr, HB, Washington (246)
- 22. Burnio McQueen, E, North Carolina A&T (258)
- 23. Bruce Dollahan, T, Illinois (270)
- 24. Craig Chudy, E, UCLA (282)
- *25. Roy Gee, G, Trinity (TX) (294)
- 26. Ed Young, E, Louisville (306)
- 27. Mel Semenko, T, Colorado (318)
- 28. Mike McCluskey, HB, Washington (330)
- 29. Jack Bolton, T, Puget Sound (342)
- 30. Bob Carter, E, Denver (354)

1960
(November 30, 1959)
(Drafted Alternately 10–11)

- 1. Monty Stickles, E, Notre Dame (11)
- 2a. Mike Magac, G, Missouri (16)
(Choice from Washington)
- *2b. Carl Kammerer, LB, Pacific (22)
- 3. Rod Breedlove, C, Maryland (35)
- 4. Ray Norton, HB, San Jose State (46)
- 5. Len Rohde, T, Utah State (59)
- 6. Ola Lee Murchison, E, Pacific (70)
- 7. Bob Waters, QB, Presbyterian College (83)
- 8a. Bill Mathis, HB, Clemson (88)
(Choice from Washington)
- 8b. Max Fugler, C, Louisiana State (94)
- 9. Bob Wasden, C, Auburn (107)
- 10. Mel Branch, E, Louisiana State (118)
- 11a. Ed Pitts, T, South Carolina (126)
(Choice from Pittsburgh)
- *11b. Ernest Hansen, C, Northern Arizona (131)
- *12. Jim Williams, T, North Carolina College (142)
- *13. Dean Hinshaw, T, Stanford (155)
- 14. Gary Campbell, QB, Whittier College (166)
- 15. Mike Dowdie, LB, Texas (179)
- 16. Jim Heinke, T, Wisconsin (190)
- 17. Austin Gonsoulin, HB, Baylor (203)
- 18. Carl Robinson, T, South Carolina State (214)
- 19. Bobby Pate, HB, Presbyterian (227)
- 20. Jim Woodward, T, Lamar (238)

1961
(Dec. 27–28, 1960)
(Drafted Alternately 9–10)

- 1a. Jimmy Johnson, HB, UCLA (6)
(Choice from Pittsburgh)
- 1b. Bernie Casey, FB, Bowling Green (9)
- 1c. Billy Kilmer, QB, UCLA (11)
(Choice from New York via Baltimore)

- 2. Roland Lakes, T, Wichita State (24)
- 3. Bill Cooper, FB, Muskingum (37)
- 4a. Aaron Thomas, E, Oregon State (47)
(Choice from Pittsburgh)
- 4b. Dale Messer, HB, Fresno State (52)
- *5a. Clark Miller, T, Utah State (58)
(Choice from Dallas)
- 5b. Bob McCreary, T, Wake Forest (65)
- *6. Mike McClellan, HB, Oklahoma (80)
- 7. Ray Purdin, HB, Northwestern (93)
- 8. Neill Plumley, T, Oregon (108)
- *9a. Leon Donohue, T, San Jose State (118)
(Choice from Pittsburgh)
- 9b. Everisto Nino, T, East Texas State (121)
- 10. Paul Hynes, HB, Louisiana Tech (136)
- 11. Tony Parrilli, LB, Illinois (149)
- *12. Don Coffey, E, Memphis State (164)
- 13a. Tommy Hackler, E, Tennessee Tech (174)
(Choice from Pittsburgh)
- *13b. Julius Fincke, T, McNeese State (177)
- 14. Bill Worrell, T, Georgia (192)
- 15. Bob Sams, T, Central Oklahoma (205)
- 16. Charlie Fuller, HB, San Francisco State (220)
- 17. Tom Jewell, G, Idaho State (233)
- *18. Kay McFarland, RB, Colorado State (248)
- 19. Tom Simpson, T, Davidson (261)
- 20. Jerry Perry, G, Central Oklahoma (276)

1962
(December 4, 1961)
(Drafted 8th)

- 1. Lance Alworth, HB, Arkansas (8)
- 2. Ed Pine, LB, Utah (22)
- 3. Billy Ray Adams, FB, Mississippi (36)
- *4a. Charlie Sieminski, DT, Penn State (46)
(Choice from Dallas)
- *4b. Floyd Dean, LB, Florida (50)
- 5a. Ted Woods, HB, Colorado (62)
(Choice from St. Louis Cardinals)
- *5b. Mike Lind, FB, Notre Dame (64)
- 6a. Keith Luhnaw, FB, Santa Ana (71)
(Choice from Washington)
- 6b. Jerry Brown, G, Mississippi (76)
(Choice from Pittsburgh)
- 6c. Bill Winter, G, West Virginia (78)
- 7. John Burrell, E, Rice (92)
- 8. James Vollenweider, HB, Miami (FL) (106)
- *9. Jim Roberts, T, Mississippi (120)
- 10. Regis Coustillac, C, Pittsburgh (134)
- 11. Larry Jepson, C, Furman (148)
- 12. Milton McPike, E, Kirksville (162)
- 13. George Pierovich, LB, California (176)
- 14. Dick Easterly, DB, Syracuse (190)
- 15. Ray Osborne, T, Mississippi State (204)
- 16. Ron Frank, T, South Dakota State (218)
- 17. Wally Foltz, E, De Pauw (232)
- 18. Gary Brown, T, Illinois (246)
- 19. Bob Burton, T, Murray State (260)
- 20. Rodger McFarland, DB, Kansas (274)

1963
(December 3, 1962)
(Drafted Alternately 8–7)

- 1. Kermit Alexander, HB, UCLA (8)
- 2. Walter Rock, G, Maryland (21)
- 3. Don Lisbon, HB, Bowling Green (36)
- 4. Choice to Chicago
- *4a. Harrison Rosdahl, G, Penn State (46)
(Choice from Philadelphia)
- 4b. Hugh Campbell, E, Washington State (50)
(Choice from Washington)
- *5a. Vern Burke, E, Oregon State (64)
- *5c. Jim Pilot, FB, New Mexico State (65)
(Choice from Cleveland via Pittsburgh)
- 5b. Gary Moeller, LB, Ohio State (66)
(Choice from Chicago)

- 6. Pat Emerick, LB, Western Michigan (77)
- 7. Ernest DeCourley, DT, Moorehead State (92)
- *8. Roger Locke, E, Arizona State (105)
- *9. John Maczuzak, T, Pittsburgh (120)
- 10. Dick Lopour, HB, Huron (133)
- 11. Steve Shafer, QB, Utah State (148)
- 12. Robert Benton, T, Mississippi State (161)
- 13. Dick Shultz, T, Ohio (176)
- 14. Bill Tobin, HB, Missouri (189)
- *15. Ollie Ross, FB, West Texas State (204)
- 16. Jim Bogdalek, DT, Toledo (217)
- 17. Ken Reed, G, Tulsa (232)
- *18. John Sellers, T, Bakersfield J.C. (245)
- 19. Bob Price, G, North Texas State (260)
- 20. Don Davis, HB, McMurry (273)

1964
(December 2, 1963)
(Drafted 1st)

- 1. Dave Parks, E, Texas Tech (1)
- 2. George Mira, QB, Miami (FL) (15)
- 3. Dave Wilcox, LB, Oregon (29)
- *4. James Wilson, G, Georgia (43)
- 5. Rudy Johnson, FB, Nebraska (57)
- *6. Gary Lewis, FB, Arizona State (71)
- 7. Hagood Clarke, DB, Florida (85)
- *8a. Bob Daugherty, HB, Tulsa (99)
- 8b. Bob Poole, E, Clemson (102)
(Choice from Washington)
- 9. Howard Mudd, G, Hillsdale (113)
- *10. Fred Polser, T, East Texas State (127)
- 11. Dennis Almquist, G, Idaho (141)
- *12. Jim Long, FB, Fresno State (155)
- 13. Robert Brown, DT, Arkansas A&M (169)
- 14. Ed Beard, T, Tennessee (183)
- 15. James Griffin, E, Grambling State (197)
- *16. Cornell Gordon, DB, North Carolina A&T (211)
- *17. Ken Brusven, T, Oregon State (225)
- *18. Jerry Cole, E, Southwest Texas State (239)
- 19. Larry Rawson, HB, Auburn (253)
- 20. Gene Baker, G, Whitworth (267)

1965
(November 28, 1964)
(Drafted 2nd)

- 1a. Ken Willard, FB, North Carolina (2)
- 1b. George Donnelly, DB, Illinois (13)
(Choice from Cleveland)
- 2. Joe Cerne, C, Northwestern (16)
- 3a. Bob Schweickert, HB, Virginia Tech (29)
(Choice from N.Y. Giants)
- 3b. Jim Norton, T, Washington (30)
- 3c. Jack Chapple, LB, Stanford (42)
(Choice from Baltimore)
- *4. Larry Todd, WR, Arizona State (44)
- *5. Dave McCormick, T, Louisiana State (58)
- 6. Choice to Cleveland
- 7. Choice to Green Bay
- 8. Choice to Minnesota
- 9. Wayne Swinford, DB, Georgia (114)
- *10. Robert Cappadona, RB, Northeastern (128)
- *11. Steve Mass, T, Detroit (142)
- *12. Dave Plump, RB, Fresno State (156)
- 13. Greg Schumacher, LB, Illinois (170)
- 14. Frank Andruski, DB, Utah (184)
- 15. Joe Pabian, T, West Virginia (198)
- *16. Dave Hetteema, T, New Mexico (212)
- 17. Len Frketch, E, Oregon State (226)
- *18. Leon Stanridge, E, San Diego State (240)
- 19. Dale Ford, QB–DB, Washington State (254)
- *20. Dennis Duncan, HB, Louisiana College (268)

1966
(November 27, 1965)
(Drafted Alternately 10–11)

- 1. Stan Hindman, DE–G, Mississippi (11)
- *2. Bob Windsor, E, Kentucky (26)
- 3a. Alvin Randolph, DB, Iowa (37)
(Choice from Dallas)
- 3b. Dan Bland, DB, Mississippi State (41)
- *4. Don Parker, G, Virginia (56)
- 5a. Mel Phillips, DB, North Carolina A&T (69)
(Choice from Dallas)
- 5b. Steve Smith, TE, Michigan (71)
- 6. Charles Johnson, DT, Louisville (91)
Choice to Baltimore
- 8. Dick Witcher, E, UCLA (119)
- 9. Kent Kramer, TE, Minnesota (133)
- 10. Ron Sbranti, LB, Utah (147)
- 11. Preston Riddlehuber, DB, Georgia (166)
- 12. Lyle Loebach, T, Simpson (180)
- *13. Jim Jackson, DB, Western Illinois (194)
- *14. Elmer Collett, C, San Francisco State (208)
- *15. S.T. Saffold, WR, San Jose State (222)
- 16. Jim LeClair, QB, C.W. Post (241)
- *17. Jim Breland, G, Georgia Tech (255)
- *18. Ron Parson, E, Austin Peay (269)
- *19. Dick Fitzgerald, T, Nebraska (283)
- *20. Willie Walker, LB, Baylor (297)

1967
(March 14, 1967)
(Drafted Alternately 11–13)

- 1a. Steve Spurrier, QB, Florida (3)
(Choice from Atlanta)
- 1b. Cas Banaszek, TE, Northwestern (11)
- 2. Tom Holzer, T, Louisville (39)
- 3a. Frank Nunley, LB, Michigan (62)
(Choice from Pittsburgh)
- 3b. Bill Tucker, HB, Tennessee A&I (65)
- 4. Wayne Trimble, DB, Alabama (91)
Choice to Atlanta
- 6. Doug Cunningham, HB, Mississippi (145)
- 7. Milt Jackson, DB, Tulsa (170)
- 8. Walter Johnson, LB, Tuskegee (198)
- 9. Bob Briggs, T, Heidelberg (223)
- 10. Phil Meyers, WR, Northwest Oklahoma (248)
- 11. Ken Carmann, DT, Nebraska–Kearney (276)
- 12. James Hall, LB, Tuskegee (301)
- 13. Rich Gibbs, DB, Iowa (325)
- 14. Dalton Leblanc, WR, Louisiana–Monroe (354)
- 15. Clarence Spencer, WR, Louisville (379)
- 16. Bart Templeman, C, Eastern Montana (404)
- 17. Dan Talbott, QB, North Carolina (432)

1968
(January 30–31, 1968)
(Drafted Alternately 14–15)

- 1. Forrest Blue, C, Auburn (15)
- 2. Choice to St. Louis
- 3a. Lance Olssen, T, Purdue (65)
(Choice from Detroit)
- 3b. Skip Vanderbundt, LB, Oregon State (69)
- 4. John Fuller, WR, Lamar (98)
- 5. Dwight Lee, RB, Michigan State (125)
- 6a. Leo Johnson, WR, Tennessee State (141)
(Choice from New Orleans)
- 6b. Bill Belk, DE, Maryland State (153)
- 7. Jerry Richardson, LB, Mississippi (179)
- 8a. Charles Brown, T, Augustana College (SD) (206)
(Choice from N.Y. Giants)
- 8b. Tom Gray, WR, Morehead State (207)
- 9. Casey Boyett, WR, Brigham Young (233)
- 10. Tommy Hart, LB, Morris Brown College (261)
- 11. Dennis Fitzgibbons, G, Syracuse (287)
- 12. Henry Johnson, QB, Fisk (315)

- 13. Tom Mitrakos, C, Pittsburgh (341)
- 14. Alex Moore, RB, Norfolk State (369)
- 15. Clarence Spencer, WR, Louisville (395)
- 16. Tom Rosenow, DT, Northern Illinois (423)
- 17. Dennis Patera, K, Brigham Young (449)

1969
(January 28–29, 1969)
(Drafted 16th)

- 1a. Ted Kwalick, TE, Penn State (7)
(Choice from New Orleans)
- 1b. Gene Washington, WR, Stanford (16)
2. Choice to Pittsburgh via Cleveland
- 3. Choice to Dallas
- 4a. Jim Sniadecki, LB, Indiana (86)
(Choice from Detroit)
- 4b. Gene Moore, RB, Occidental College (94)
- 5. Earl Edwards, DT, Wichita State (120)
- 6. Jim Thomas, RB, Texas–Arlington (146)
- 7. Steve Van Sinderen, T, Washington State (172)
- 8. Mike Loper, T, Brigham Young (198)
- 9. Hilton Crawford, DB, Grambling State (224)
- 10. Dave Chapple, K, Santa Barbara (250)
- 11. Willie Peake, T, Alcorn State (276)
- 12. Jack O'Malley, T, Southern California (302)
- 13. Paul Champlin, DB, Eastern Montana (328)
- 14. Tom Black, WR, East Texas State (354)
- 15. Gary Golden, DB, Texas Tech (380)
- 16. Bob Hoskins, LB, Wichita State (406)
- 17. Joe Rushing, LB, Memphis State (432)

1970
(January 27–28, 1970)
(Drafted 9th)

- 1a. Cedrick Hardman, DE, North Texas State (9)
- 1b. Bruce Taylor, DB, Boston (17)
(Choice from Washington)
- 2. Choice to Los Angeles
- 2. John Isenbarger, RB, Indiana (48)
(Choice from Philadelphia via Los Angeles)
- 3. Choice to Kansas City
- 4. Vic Washington, WR, Wyoming (87)
- 5. Gary McArthur, T, Southern California (113)
- 6. Rusty Clark, QB, Houston (139)
- 7. Jim Strong, RB, Houston (165)
- 8. Carter Campbell, LB, Weber State (191)
- 9. Preston Riley, WR, Memphis State (217)
- 10. Larry Schreiber, RB, Tennessee Tech (243)
- 11. Danny Crockett, WR, Toledo (269)
- 12. Bill Tant, T, Dayton (295)
- 13. Jim Vanderslice, LB, Texas Christian (321)
- 14. Jack King, G, Clemson (347)
- 15. Dave Delsignore, WR, Youngstown State (373)
- 16. Scott Perkins, WR, Livingstone (399)
- 17. Mike Culton, P, Laverne (425)

1971
(January 28–29, 1971)
(Drafted Alternately 18–19)

- 1. Tim Anderson, CB, Ohio State (23)
- 2a. Ernie Janet, G, Washington (37)
(Choice from Green Bay)
- 2b. Joe Orduna, RB, Nebraska (49)
- 3a. Sam Dickerson, WR, Southern California (55)
(Choice from Philadelphia)
- 3b. Willie Parker, C, North Texas State (75)
- 4. Tony Harris, RB, Toledo (101)
- 5a. Dean Shaternick, T, Kansas State (114)
(Choice from Chicago)
- 5b. George Wells, LB, New Mexico State (122)
(Choice from N.Y. Giants)
- 5c. Marty Huff, LB, Michigan (127)
- 6. Al Bresler, WR, Auburn (153)
- 7. John Watson, T, Oklahoma (179)
- 8. Jim McCann, K, Arizona State (205)

- 9. Therman Couch, LB, Iowa State (231)
- 10a. Ron Cardo, RB, Wisconsin–Oshkosh (236)
(Choice from New Orleans)
- 10b. Ernie Jennings, WR, Air Force (257)
- 11. Joe Reed, QB, Mississippi State (283)
- 12. Jim Bunch, DT, Wisconsin State (309)
- 13. John Bullock, RB, Purdue (335)
- 14. Bill Dunstan, LB, Utah State (361)
- 15. John Lennon, DE, Colgate (387)
- 16. Dave Purcell, DT, Kentucky (414)
- 17. Leroy Charlton, CB, Florida A&M (438)

1972
(February 1–2, 1972)
(Drafted Alternately 19–18)

- 1. Terry Beasley, WR, Auburn (19)
- 2a. Ralph McGill, CB, Tulsa (28)
(Choice from N.Y. Giants)
- 2b. Jean Barrett, T, Tulsa (44)
- 3. Allen Dunbar, WR, Southern (71)
- 4. Windlan Hall, CB, Arizona State (96)
- 5. Mike Greene, LB, Georgia (123)
- 6. Jackie Walker, S, Tennessee (148)
- 7. Edgar Hardy, G, Jackson State (175)
- 8. Tom Wittum, P, Northern Illinois (200)
- 9. Jerry Brown, CB, Northwestern (227)
- 10. Steve Williams, DT, Western Carolina (252)
- 11. Tom Laputica, DE, Southern Illinois (279)
- 12. Steve Setzier, DE, St. John's (304)
- 13. Leon Pettigrew, T, San Fernando Valley (331)
- 14. Eric Guthrie, QB, Boise State (356)
- 15. Bob Maddox, DE, Frostburg State (383)
- 16. Ron Davis, G, Virginia State (408)
- 17. Ted Alexander, RB, Langston (435)

1973
(January 30–31, 1973)
(Drafted Alternately 18–19)

- 1. Mike Holmes, CB, Texas Southern (18)
- 2. Willie Harper, LB, Nebraska (41)
(Choice from N.Y. Giants)
- 2. Choice to St. Louis
- 3. Choice to Denver via Washington
- 4. Choice to San Diego via Washington
- 5a. Mike Fulk, LB, Indiana (112)
(Choice from Chicago)
- 5b. Ed Beverly, WR, Arizona State (122)
- 6. Arthur Moore, DT, Tulsa (149)
- 7. John Mitchell, LB, Alabama (174)
- 8. David Atkins, RB, Texas–El Paso (201)
- 9. Roger Praetorius, RB, Syracuse (226)
- 10. Charlie Hunt, LB, Florida State (253)
- 11. Tom Dahlberg, RB, Gustavus Adolphus (Sweden) (278)
- 12. Larry Pettus, T, Tennessee State (305)
- 13. Alan Kelso, C, Washington (330)
- 14. Dennis Morrison, QB, Kansas State (357)
- 15. Mike Bettiga, WR, Humboldt State (382)
- 16. Mike Oven, TE, Georgia Tech (409)
- 17. Bob Erickson, G, North Dakota State (434)

1974
(January 29–30, 1974)
(Drafted 10th)

- 1a. Wilbur Jackson, RB, Alabama (9)
- 1b. Bill Sandifer, DT, UCLA (10)
(Choice from New England)
- 2a. Keith Fahnhorst, T, Minnesota (35)
- 2b. Delvin Williams, RB, Kansas (49)
(Choice from Washington)
- 3. Choice to St. Louis
- 4a. Clint Haslerig, N.Y. Michigan (83)
(Choice from N.Y. Jets via New Orleans)
- 4. Choice to New Orleans
- 4b. Sammy Johnson, RB, North Carolina (90)
(Choice from Green Bay)

- 5. Choice to New Orleans
- 6. Mike Raines, DT, Alabama (138)
- 7. Kermit Johnson, RB, UCLA (166)
- 8. Jim Schnietz, G, Missouri (191)
- 9. Manfred Moore, RB, Southern California (216)
- 10. Glenn Gaspard, LB, Texas (244)
- 11. Greg Battle, S, Colorado State (269)
- 12. Tom Hull, LB, Penn State (294)
- 13. Tom Owen, QB, Wichita State (322)
- 14. Walt Williamson, DE, Michigan (347)
- 15. Leonard Gray, TE, Long Beach State (372)
- 16. Jack Connors, DB, Oregon (400)
- 17. Levi Stanley, G, Hawaii (425)

1975
(January 28–29, 1975)
(Drafted Alternately 10–9)

- 1. Jimmy Webb, DT, Mississippi State (10)
- 2. Greg Collins, LB, Notre Dame (35)
- 3. Choice to N.Y. Giants
- 3a. Jeff Hart, T, Oregon State (71)
(Choice from Buffalo)
- 3b. Steve Mike–Mayer, K, Maryland (72)
(Choice from Washington)
- 3c. Wayne Baker, DT, Brigham Young (74)
(Choice from St. Louis)
- 4a. Cleveland Elam, DE, Tennessee State (85)
(Choice from New Orleans)
- 4b. Frank Oliver, DB, Kentucky State (87)
- 5. Wayne Bullock, RB, Notre Dame (114)
- 6. Choice to Kansas City
- 7. Choice to Buffalo
- 8. Preston Kendrick, LB, Florida (191)
- 9a. James Johnson, DB, Tennessee State (218)
- 9b. Dan Natale, TE, Penn State (223)
(Choice from Philadelphia)
- 9c. Ceasar Douglas, T, Illinois Wesleyan (230)
(Choice from St. Louis)
- 10. Donnie Layton, RB, South Carolina State (243)
- 11. Gene Hernandez, DB, Texas Christian (270)
- 12. Rick Worley, QB, Howard Payne (295)
- 13. Dale Mitchell, LB, Southern California (322)
- 14. David Henson, WR, Abilene Christian (347)
- 15. Rich Lavin, TE, Western Illinois (374)
- 16. Choice to Baltimore
- 17. Choice to Baltimore

1976
(April 8–9, 1976)
(Drafted Alternately 4–3)

- 1. Choice to New England
- 1. Choice from Houston to New England
- 2a. Randy Cross, C, UCLA (42)
- 2b. Eddie Lewis, CB, Kansas (57)
(Choice from Tampa Bay)
- 3. Choice from New Orleans to Kansas City
- 3. Choice to Dallas
- 4. Steve Rivera, WR, California (100)
(Choice from Philadelphia)
- 4. Choice to N.Y. Giants
- 5. Choice to Cincinnati
- 5. Tony Leonard, CB, Virginia Union (140)
(Choice from Detroit)
- 6a. Robert Pennywell, LB, Grambling State (168)
- 6b. Scott Bull, QB, Arkansas (177)
(Choice from St. Louis)
- 7. Jay Chesley, DB, Vanderbilt (194)
- 8. John Ayers, T, West Texas State (223)
- 9. Kenny Harrison, WR, Southern Methodist (250)
- 10. Robin Ross, T, Washington State (275)
- 11. Paul Hofer, RB, Mississippi (305)
- 12. Gerald Loper, G, Florida (332)
- 13. Larry Brumfield, CB, Indiana State (359)
- 14. Johnny Miller, LB, Livingstone College (389)
- 15. Howard Stidham, LB, Tennessee Tech (416)
- 16. Reggie Lewis, DE, San Diego State (443)

- 17. Darryl Jenkins, RB, San Jose State (473)

1977
(May 3–4, 1977)
(Drafted 16th)

- 1. Choice to New England
- 2. Choice to New England
- 3. Elmo Boyd, WR, Eastern Kentucky (65)
(Choice from Houston)
- 3. Choice to N.Y. Jets
- 4. Stan Black, S, Mississippi State (100)
- 5. Choice to Buffalo
- 6a. Mike Burns, CB, Southern California (141)
(Choice from Buffalo)
- 6b. Jim Harlan, C, Howard Payne (155)
- 7. Jim VanWagner, RB, Michigan Tech (183)
- 8. Choice to N.Y. Giants
- 9. David Posey, K, Florida (239)
- 10. Choice to Tampa Bay
- 11. Brian Billick, TE, Brigham Young (295)
- 12. Scott Martin, G, North Dakota (323)

1978
(May 2–3, 1978)
(Drafted 7th)

- 1a. Ken McAfee, TE, Notre Dame (7)
- 1b. Dan Bunz, LB, Long Beach State (24)
(Choice from Miami)
- 2. Choice to Buffalo
- 2. Walt Downing, G, Michigan (47)
(Choice from Chicago)
- 3. Choice to Buffalo
- 3. Ernie Hughes, G, Notre Dame (79)
(Choice from Baltimore)
- 4. Terry LeCount, WR, Florida (91)
- 5. Choice to Baltimore
- 5a. Archie Reese, DT, Clemson (127)
(Choice from Houston via Kansas City and Chicago)
- 5b. Bruce Threadgill, DB, Mississippi State (133)
(Choice from Miami)
- 6. Choice from Minnesota to Washington
- 6. Elliott Walker, RB, Pittsburgh (148)
- 7. Fred Quilan, C, Oregon (175)
- 8. Choice to Washington
- 9a. Herman Redden, DB, Howard (229)
- 9b. Dean Moore, LB, Iowa (233)
(Choice from Detroit)
- 9c. Steve McDaniels, T, Notre Dame (249)
(Choice from Denver)
- 10. Mike Connell, P, Cincinnati (260)
- 11. Willie McCray, DE, Troy State (287)
- 12. Dan Irons, T, Texas Tech (314)

1979
(May 3–4, 1979)
(Drafted 1st)

- 1. Choice to Buffalo
- 2. James Owens, RB, UCLA (29)
- 3. Choice to Seattle
- 3. Joe Montana, QB, Notre Dame (82)
(Choice from Dallas via Seattle)
- 4. Choice to Buffalo
- 5a. Tom Seabron, LB, Michigan (111)
- 5b. Jerry Aldridge, RB, Angelo State (119)
(Choice from Detroit)
- 6. Ruben Vaughan, DT, Colorado (138)
- 7. Phil Francis, RB, Stanford (166)
- 8. Choice to Green Bay
- 9. Steve Hamilton, DT, Missouri (221)
- 10a. Dwight Clark, WR, Clemson (249)
- 10b. Howard Ballage, CB Colorado (252)
(Choice from Tampa Bay)
- 11. Billy McBride, DB, Tennessee State (276)
- 12. Rod Connors, RB, Southern California ('78 Supplemental Draft)

1980
(April 29–30, 1980)
(Drafted Alternately 2–1)

- 1. Choice to N.Y. Jets
- 1a. Earl Cooper, RB, Rice (13)
(Choice from N.Y. Jets)
- 1b. Jim Stuckey, DE, Clemson (20)
(Choice from Denver via N.Y. Jets)
- 2. Choice to Buffalo
- 2. Choice from Detroit to Minnesota
- 2. Keena Turner, LB, Purdue (39)
(Choice from Minnesota)
- 3. Choice to Los Angeles
- 3a. Jim Miller, P, Mississippi (65)
(Choice from Minnesota)
- 3b. Craig Puki, LB, Tennessee (77)
(Choice from Washington via Los Angeles)
- 4a. Ricky Churchman, S, Texas (84)
- 4b. David Hodge, LB, Houston (98)
(Choice from New England via Los Angeles)
- 5. Ken Times, DT, Southern (112)
- 6. Herb Williams, CB, Southern (139)
- 7. Choice to Cincinnati
- 8. Choice to Oakland.
- 8. Bobby Leopold, LB, Notre Dame (210)
(Choice from Oakland)
- 9. Choice to Detroit via Kansas City
- 9. Dan Hartwig, QB, Cal Lutheran (237)
(Choice from Oakland)
- 10. Choice to Pittsburgh
- 11. Choice to Miami
- 12. Choice to Pittsburgh

1981
(April 28–29, 1981)
(Drafted Alternately 8–10)

- 1. Ronnie Lott, DB, Southern California (8)
- 2a. John Harty, DT, Iowa (36)
(Choice from Washington)
- 2. Choice to Chicago
- 2b. Eric Wright, DB, Missouri (40)
(Choice from Chicago)
- 3. Carlton Williamson, DB, Pittsburgh (65)
- 4. Choice to Dallas
- 5a. Lynn Thomas, DB, Pittsburgh (121)
- 5b. Arrington Jones, RB, Winston–Salem State (122)
(Choice from Chicago)
- 6. Pete Kugler, DT, Penn State (147)
- 7. Choice to Philadelphia
- 8. Garry White, RB, Minnesota (203)
- 9. Choice to Cincinnati
- 10. Choice to Baltimore
- 11. Ron DeBose, TE, UCLA (286)
- 12a. Major Ogilvie, RB, Alabama (313)
- 12b. Joe Adams, QB, Tennessee State (322)
(Choice from Pittsburgh)

1982
(April 27–28, 1982)
(Drafted 27th)

- 1. Choice to New England
- 2. Bubba Paris, T, Michigan (29)
(Choice from New England)
- 2. Choice from Washington to New England
- 2. Choice to New England
- 3. Choice to San Diego
- 4. Choice to New England
- 5. Newton Williams, RB, Arizona State (139)
- 6. Vince Williams, RB, Oregon (151)
(Choice from Oakland)
- 6. Choice to New Orleans
- 7. Ron Ferrari, LB, Illinois (195)
- 8. Choice to New Orleans
- 9. Bryan Clark, QB, Michigan State (251)
- 10a. Dana McLemore, DB, Hawaii (269)
(Choice from Tampa Bay)

- 10b. Tim Barbian, DT, Western Illinois (279)
- 11. Gary Gibson, LB, Arizona (306)
- 12. Tim Washington, CB, Fresno State (334)

1983
(April 26–27, 1983)
(Drafted Alternately 5–8)

- 1. Choice to San Diego
- 2. Choice to L.A. Rams
- 2. Roger Craig, RB, Nebraska (49)
(Choice from San Diego)
- 3. Blanchard Montgomery, LB, UCLA (59)
(Choice from L.A. Rams)
- 3. Choice to L.A. Rams
- 4. Choice from Denver to L.A. Rams
- 4. Tom Holmoe, DB, Brigham Young (90)
- 5. Riki Ellison, LB, Southern California (117)
- 6. Choice to Tampa Bay
- 7. Gary Moten, LB, Southern Methodist (175)
- 8. Choice to San Deigo
- 9. Mike Mularkey, TE, Florida (229)
- 9. Choice from Cleveland to Chicago
- 10. Jeff Merrill, NT, Nebraska (259)
- 11. Jesse Sapolu, C, Hawaii (289)
- 12. Choice to Chicago

1984
(May 1–2, 1984)
(Drafted Alternately 23–24)

- 1. Todd Shell, LB, Brigham Young (24)
- 2. Choice to L.A. Raiders
- 2. John Frank, TE, Ohio State (56)
(Choice from L.A. Raiders)
- 3. Guy McIntyre, G, Georgia (73)
(Choice from St. Louis)
- 3. Choice to St. Louis
- 4. Choice from Tampa Bay to Seattle
- 4. Choice to San Diego
- 5a. Michael Carter, DT, Southern Methodist (121)
(Choice from Atlanta)
- 5. Choice from Denver to Atlanta
- 5. Choice to St. Louis
- 5b. Jeff Fuller, LB, Texas A&M (139)
(Choice from Washington via L.A. Raiders)
- 6. Choice to Atlanta
- 7. Choice to New England
- 8. Choice to San Diego
- 9a. Lee Miller, DB, Fullerton State (239)
(Choice from Chicago)
- 9b. Derrick Harmon, RB, Cornell (248)
- 10. Dave Moritz, WR, Iowa (275)
- 11. Kirk Pendleton, WR, Brigham Young (304)
- 12. Choice from Chicago to Miami
- 12. Choice to San Diego

U.S.F.L. Supplemental Draft
(June 5, 1984)
(Drafted 24th, 51st and 80th)

- 1. Derrick Crawford, WR, Memphis State (24)
(From Memphis Showboats)
- 2. Joe Conwell, T, North Carolina (51)
(From Philadelphia Stars)
- 3. Mark Schellen, RB, Nebraska (80)
(From New Orleans Breakers)

1985
(April 30–May 1, 1985)
(Drafted 28th)

- 1. Jerry Rice, WR, Mississippi Valley State (16)
(Choice from New England)
- 1. Choice to New England
- 2. Choice to New England
- 3. Ricky Moore, FB, Alabama (75)
(Choice from New England)
- 3. Choice to New England

- 4. Choice to Buffalo
- 5. Bruce Collie, T, Texas–Arlington (140)
- 6. Scott Barry, QB, California–Davis (168)
- 7. Choice to San Diego
- 8. Choice to New England
- 9. Choice to San Diego
- 10. Choice to Seattle
- 11. David Wood, DE, Arizona (308)
- 12. Donald Chumley, DT, Georgia (336)

1986
(April 29–30, 1986)
(Drafted 18th)

- 1. Choice to Dallas
- 1. Choice from Dallas to Buffalo
- 2. Choice from Buffalo to Detroit
- 2. Larry Roberts, DE, Alabama (39)
(Choice from Detroit)
- 2. Choice to Washington
- 3a. Tom Rathman, FB, Nebraska (56)
(Choice from Buffalo)
- 3b. Tim McKyer, CB, Texas–Arlington (64)
(Choice from Philadelphia)
- 3. Choice from Detroit to L.A. Rams
- 3c. John Taylor, WR, Delaware State (76)
- 4a. Charles Haley, LB, James Madison (96)
(Choice from Cleveland via L.A. Rams)
- 4b. Steve Wallace, T, Auburn (101)
(Choice from Washington via L.A. Rams)
- 4c. Kevin Fagan, DT, Miami (FL) (102)
- 5. Choice to San Diego
- 5. Pat Miller, LB, Florida (131)
(Choice from Dallas)
- 6. Choice to Washington
- 6. Don Griffin, S, Middle Tennessee State (162)
(Choice from N.Y. Jets)
- 7. Choice to New England
- 8a. Jim Popp, TE, Vanderbilt (203)
(Choice from Philadelphia)
- 8b. Roosevelt Snipes, RB, Florida State ('85 Supplemental Draft)
- 9. Tony Cherry, RB, Oregon (240)
- 10a. Elliston Stinson, WR, Rice (267)
- 10b. Harold Hallman, LB, Auburn (270)
(Choice from Washington)
- 11. Choice to San Diego
- 12. Choice to Tampa Bay

1987
(April 28, 1987)
(Drafted 22nd)

- 1a. Harris Barton, T, North Carolina (22)
- 1b. Terrence Flagler, RB, Clemson (25)
(Choice from Washington)
- 2. Jeff Bregel, G, Southern California (37)
(Choice from Philadelphia)
- 2. Choice to Tampa Bay
- 3. Choice to Buffalo
- 4. Choice to Tampa Bay
- 5. Paul Jokisch, WR, Michigan (134)
- 6. Bob White, LB, Penn State (162)
- 7. Steve DeLine, K, Colorado State (189)
- 8. David Grayson, LB, Fresno State (217)
- 9. Jonathan Shelley, CB, Mississippi (245)
- 10. John Paye, QB, Stanford (275)
(Choice from New England via L.A. Raiders)
- 11. Choice to L.A. Raiders from Phi. via 49ers
- 11. Calvin Nicholas, WR, Grambling State (301)
- 12. Choice to L.A. Raiders

1988
(April 24–25, 1988)
(Drafted 25th)

- 1. Choice to L.A. Raiders
- 2a. Daniel Stubbs, DE, Miami (FL) (33)
(Choice from L.A. Raiders)
- 2b. Pierce Holt, DT, Angelo State (39)
(Choice from Philadelphia via Tampa Bay)
- 2. Choice to Tampa Bay
- 3. Bill Romanowski, LB, Boston College (80)
- 4. Barry Helton, P, Colorado (102)
(Choice from Chicago via L.A. Raiders)
- 4. Choice to Tampa Bay
- 5. Choice to N.Y. Jets
- 5. Choice to Buffalo
- 6. Choice to Tampa Bay
- 7. Kevin Bryant, LB, Delaware State (191)
- 8. Larry Clarkson, T, Montana (219)
- 9. Brian Bonner, LB, Minnesota (247)
- 10. Tim Foley, K, Georgia Southern (275)
- 11. Chet Brooks, CB, Texas A&M (303)
- 12. George Mira Jr., LB, Miami (FL) (331)

1989
(April 30–May 1, 1989)
(Drafted 28th)

- 1. Keith DeLong, LB, Tennessee (28)
- 2. Wesley Walls, TE, Mississippi (56)
- 3. Keith Henderson, RB, Georgia (84)
- 4. Mike Barber, WR, Marshall (112)
- 5. Johnny Jackson, DB, Houston (122)
(Choice from L.A. Raiders)
- 5. Choice to L.A. Raiders
- 6. Steve Hendrickson, LB, California (167)
- 7. Choice to San Diego
- 8. Choice to L.A. Raiders
- 9. Rudy Harmon, LB, Louisiana State (251)
- 10. Andy Sinclair, C, Stanford (279)
- 11a. Jim Bell, RB, Boston College (289)
(Choice from L.A. Raiders)
- 11b. Norm McGee, WR, North Dakota (307)
- 12. Antonio Gross, LB, North Carolina (319)
(Choice from L.A. Raiders)
- 12. Choice to L.A. Raiders

1990
(April 22–23, 1990)
(Drafted 28th)

- 1. Dexter Carter, RB, Florida State (25)
- 2a. Dennis Brown, DT, Washington (47)
(Choice from Minnesota via Dallas)
- 2b. Eric Davis, DB, Jacksonville State (53)
- 3. Ronald Lewis, WR, Florida State (68)
(Choice from Kansas City via Dallas)
- 3. Choice to Dallas
- 4. Dean Caliguire, C, Pittsburgh (92)
(Choice from L.A. Raiders)
- 4. Choice to L.A. Raiders
- 5. Choice to L.A. Raiders
- 6. Frank Pollack, T, Northern Arizona (165)
- 7. Choice to San Diego
- 8. Dwight Pickens, WR, Fresno State (220)
- 9. Odell Haggins, DT, Florida State (248)
- 10. Martin Harrison, DE, Washington (276)
- 11. Anthony Shelton, DB, Tennessee State (289)
(Choice from Miami)
- 11. Choice to Dallas
- 12. Choice to L.A. Raiders

1991
(April 21–22, 1991)
(Drafted 26th)

- 1. Ted Washington, DT, Louisville (25)
- 2a. Ricky Watters, RB, Notre Dame (45)
(Choice from Cincinnati)

- 2. Choice to Cincinnati
- 2b. John Johnson, LB, Clemson (53)
- 3. Choice to Green Bay
- 4. Mitch Donahue, LB, Wyoming (95)
(Choice from Green Bay)
- 4. Choice to Cincinnati
- 5a. Merton Hanks, DB, Iowa (122)
(Choice from Green Bay)
- 5b. Harry Boatswain, T, New Haven (137)
- 6. Scott Bowles, T, North Texas State (165)
- 7. Sheldon Canley, RB, San Jose State (193)
- 8. Tony Hargain, WR, Oregon (221)
- 9. Louis Riddick, S, Pittsburgh (248)
- 10. Byron Holdbrooks, DT, Alabama (276)
- 11. Bobby Slaughter, WR, Louisiana Tech (304)
- 12. Cliff Confer, DE, Michigan State (332)

1992
(April 26–27, 1992)
(Drafted 18th)

- 1. Dana Hall, S, Washington (18)
- 2. Amp Lee, RB, Florida State (45)
- 3. Brian Bollinger, G, North Carolina (76)
- 4. Mark Thomas, DE, North Carolina State (89)
(Choice from Green Bay)
- 4. Choice to Green Bay
- 5. Choice to Green Bay
- 6. Choice to Green Bay
- 6. Damien Russell, S, Virginia Tech (151)
(Choice from Pittsburgh)
- 7. Choice to Pittsburgh
- 8. Choice to Pittsburgh (from Green Bay)
- 8. Choice to Pittsburgh
- 9. Darian Hagan, WR, Colorado (242)
- 10. Corey Mayfield, NT, Oklahoma (269)
- 11. Tom Covington, TE, Georgia Tech (300)
- 12. Matt LaBounty, DE, Oregon (327)

1993
(April 25–26, 1993)
(Drafted 26th)

- 1. Choice to Phoenix from Kansas City
- 1. Choice to New Orleans from Phoenix
- 1a. Dana Stubblefield, DE, Kansas (26)
(Choice from New Orleans)
- 1b. Todd Kelly, DE, Tennessee (27)
- 2. Choice to San Diego from L.A. Raiders
- 2. Adrian Hardy, CB, Northwestern State (48)
(Choice from San Diego)
- 2. Choice to Green Bay
- 2. Choice to L.A. Raiders from Dallas
- 3. Choice to L.A. Raiders from New Orleans
- 3. Choice to San Diego
- 4. Choice to San Diego
- 5. Artie Smith, DE, Louisiana Tech (116)
(Choice from Phoenix)
- 5. Choice to San Diego
- 6. Chris Dalman, G, Stanford (166)
- 7. Troy Wilson, DE, Pittsburgh State (KS) (194)
- 8. Elvis Grbac, QB, Michigan (219)
(Choice from Minnesota)
- 8. Choice to San Diego

1994
(April 24–25, 1994)
(Drafted 23rd)

- 1a. Bryant Young, DT, Notre Dame (7)
(Choice from Atl. via Ind. & L. A. Rams)
- 1. Choice to L.A. Rams from San Diego
- 1. Choice to Dallas
- 1b. William Floyd, RB, Florida State (28)
(Choice from Dallas)
- 2a. Kevin Mitchell, LB, Syracuse (53)
(Choice from Green Bay)

- 2. Choice to L.A. Rams
- 2b. Tyrone Drakeford, DB, Virginia Tech (62)
(Choice from Dallas)
- 3. Compensatory Choice to Green Bay
- 3a. Doug Brien, K, California (85)
(Compensatory Choice)
- 3b. Cory Fleming, WR, Tennessee (87)
(Choice from Denver)
- 3. Choice to Kansas City
- 3. Choice to Denver from Dallas
- 3. Compensatory Choice to L.A. Rams from Phi.
- 4. Choice to L.A. Raiders
- 5. Choice to Green Bay from Denver
- 5. Anthony Peterson, LB, Notre Dame (153)
- 6. Choice to Green Bay from San Diego
- 6. Lee Woodall, LB, West Chester (182)
- 6. Compensatory choice to Green Bay from Philadelphia
- 7. Choice to Dallas

1995
(April 22–23, 1995)
(Drafted 23rd)

- 1. J.J. Stokes, WR, UCLA (10)
(Choice from Atlanta via Cleveland)
- 1. Choice to Cleveland
- 2. Choice to L.A. Rams
- 3. Choice to Cleveland
- 4. Choice to Cleveland from Kansas City
- 4. Tim Hanshaw, TE, Brigham Young (127)
- 5. Choice to Detroit
- 6. Antonio Armstrong, LB, Texas A&M (201)
- 7. Herb Coleman, DE, Trinity (TX) (238)

1996
(April 20–21, 1996)
(Drafted 23rd)

- 1. Choice to Baltimore
- 2. Israel Ifeanyi, DE, Southern California (46)
(Choice from Oakland)
- 2. Choice to Oakland
- 3. Terrell Owens, WR, Tennessee–Chattanooga (89)
- 4. Choice to Oakland
- 4. Daryl Price, DE, Colorado (128)
(Compensatory Choice)
- 5. Iheanyi Uwaezueke, WR, California (160)
- 6. Stephen Pitts, RB, Penn State (198)
- 7a. Sean Manuel, LB, New Mexico State (239)
- 7b. Sam Manuel, LB, New Mexico State (254)
(Compensatory Choice)

1997
(April 19–20, 1997)
(Drafted Alternately 26–27)

- 1. Jim Druckenmiller, QB, Virginia Tech (26)
- 2. Marc Edwards, FB, Notre Dame (55)
(Choice from Philadelphia)
- 2. Choice to Philadelphia
- 3. Greg Clark, TE, Stanford (77)
(Choice from Indianapolis)
- 3. Choice to Indianapolis
- 4. Choice to Miami
- 5. Choice to Indianapolis
- 6. Choice to Philadelphia
- 7. Choice to Philadelphia

1998
(April 18–19, 1998)
(Drafted Alternately 28–29)

- 1. R.W. McQuarters, CB, Oklahoma State (28)
- 2. Jeremy Newberry, C, California (58)
- 3. Chris Ruhman, T, Texas A&M (89)
- 4. Lance Schulters, DB, Hofstra (119)
- 5. Phil Ostrowski, G, Penn State (151)
- 6. Fred Beasley, RB, Auburn (180)

- 7. Choice to Chicago
- 7. Ryan Thelwell, WR, Minnesota (215)
(Choice from Pittsburgh via Atlanta)

1999
(April 17–18, 1999)
(Drafted 27th)

- 1. Reggie McGrew, DT, Florida (24)
(Choice from Miami)
- 1. Choice to Miami
- 2. Choice to Denver
- 3. Chike Okeafor, DE, Purdue (89)
- 4. Choice to Indianapolis
- 4a. Anthony Parker, DB, Weber State (99)
(Choice from Indianapolis)
- 4b. Pierson Prioleau, DB, Virginia Tech (110)
(Choice from Cleveland)
- 4. Choice to Cleveland
- 5. Choice to Miami
- 5a. Terry Jackson, RB, Florida (157)
(Choice from Miami)
- 5b. Tyrone Hopson, G, Eastern Kentucky (161)
- 6. Tai Streets, WR, Michigan (171)
- 6. Choice to Atlanta
- 7. Kory Minor, LB, Notre Dame (234)

2000
(April 15–16, 2000)
(Drafted Alternately 3–4)

- 1. Choice to Washington
- 1. Choice to NYJ from Car. via Was.
- 1a. Julian Peterson, LB, Michigan State (16)
(Choice from NE via NYJ)
- 1b. Ahmed Plummer, CB, Ohio State (24)
(Choice from Washington)
- 2a. John Engelberger, DE, Virginia Tech (35)
- 2b. Jason Webster, CB, Texas A&M (48)
(Choice from New York Jets)
- 3a. Giovanni Carmazzi, QB, Hofstra (65)
- 3b. Jeff Ulbrich, LB, Hawaii (86)
(Choice from Seattle)
- 4. Choice to Green Bay
- 4. John Keith, S, Furman (108)
(Choice from New York Jets via Green Bay)
- 4. Choice to Seattle from Washington
- 5a. Paul Smith, RB, Texas–El Paso (132)
- 5b. John Miley, DE, Lenoir–Rhyne (150)
(Choice from Baltimore via Detroit, St. Louis & Chicago)
- 5. Choice to Denver from Washington via Seattle
- 6. Choice to Chicago
- 7. Choice to Cleveland via Chicago
- 7a. Tim Rattay, QB, Louisiana Tech (212)
(Choice from New England via Philadelphia)
- 7b. Brian Jennings, TE, Arizona State (230)
(Choice from Miami)

2001
(April 21–22, 2001)
(Drafted Alternately 9–10)

- 1. Andre Carter, DE, California (7)
(Choice from Dallas via Seattle)
- 1. Choice to Seattle
- 2. Choice to Green Bay
- 2. Jamie Winborn, LB, Vanderbilt (47)
(Choice from Green Bay)
- 3. Choice to Green Bay
- 3. Kevan Barlow, RB, Pittsburgh (80)
(Choice from Green Bay)
- 3. Choice to Sea. from NO via GB
- 4. Choice to Green Bay
- 5. Choice Forfeited
- 6a. Cedrick Wilson, WR, Tennessee (169)
(Choice from Chicago)
- 6. Choice to Detroit via New England
- 6b. Rashad Holman, CB, Louisville (179)

- (Choice from Green Bay)
- 6c. Menson Holloway, DE, Texas—El Paso (191)
(Choice from Oakland via Seattle)
- 7a. Alex Lincoln, LB, Auburn (209)
- 7. Choice to Sea. from StL via GB
- 7b. Eric Johnson, TE, Yale (224)
(Choice from Miami via Washington)

2002
(April 20–21, 2002)
(Drafted 27th)

- 1. Mike Rumph, CB, Miami (FL) (27)
- 2. Choice to Buffalo
- 3. Saleem Rasheed, LB, Alabama (69)
(Choice from Buffalo)
- 3. Choice Forfeited
- 4a. Jeff Chandler, K, Florida (102)
(Choice from Buffalo)
- 4b. Kevin Curtis, S, Texas Tech (127)
- 5a. Brandon Doman, QB, Brigham Young (163)
- 5b. Josh Shaw, DT, Michigan State (172)
(Compensatory Choice)
- 6. Mark Anelli, TE, Wisconsin (201)
- 7a. Eric Heitmann, G, Stanford (239)
- 7b. Kyle Kosier, G, Arizona State (249)
(Compensatory Choice)
- 7c. Teddy Gaines, DB, Tennessee (256)
(Compensatory Choice)

2003
(April 26–27, 2003)
(Drafted 26th)

- 1. Kwame Harris, T, Stanford (26)
- 2. Anthony Adams, DT, Penn State (57)
- 3. Andrew Williams, DE, Miami (FL) (89)
- 4. Brandon Lloyd, WR, Illinois (124)
- 5. Aaron Walker, TE, Florida (161)
- 6. Arnaz Battle, WR, Notre Dame (197)
- 7. Ken Dorsey, QB, Miami (FL) (241)

2004
(April 24–25, 2004)
(Drafted Alternately 16–15–14)

- 1. Choice to Philadelphia
- 1. Choice to Carolina from Philadelphia
- 1. Rashaun Woods, WR, Oklahoma State (31)
(Choice from Carolina)
- 2a. Justin Smiley, G, Alabama (46)
- 2b. Shawntae Spencer, CB, Pittsburgh (58)
(Choice from Philadelphia)
- 3. Derrick Hamilton, WR, Clemson (77)
- 4a. Isaac Sopoaga, DT, Hawaii (104)
(Choice from Was. and NE via Chi.)
- 4. Choice to Chicago
- 4b. Richard Seigler, LB, Oregon State (127)
(Choice from Carolina)
- 5. Choice to Chicago
- 6. Choice to Green Bay
- 6a. Andy Lee, P, Pittsburgh (188)
(Choice from Dallas via Green Bay)
- 6b. Keith Lewis, S, Oregon (198)
(Compensatory Choice)
- 7a. Cody Pickett, QB, Washington (217)
- 7b. Christian Ferrara, DT, Syracuse (226)
(Choice from Green Bay)

2005
(April 23–24, 2005)
(Drafted 1st)

- 1. Alex Smith, QB, Utah (1)
- 2. David Baas, G/C, Michigan (33)
- 3a. Frank Gore, RB, Miami (FL) (65)
- 3b. Adam Snyder, G, Oregon (94)
(Choice from Philadelphia)

- 4. Choice to Philadelphia (102)
- 5a. Ronald Fields, DT, Mississippi State (137)
- 5b. Rasheed Marshall, WR, West Virginia (174)
- 6. Choice to Oak. through Phil., GB and NE
- 6. Derrick Johnson, DB, Washington (205)
(Choice from Philadelphia)
- 7a. Daven Holly, DB, Cincinnati (215)
- 7b. Marcus Maxwell, WR, Oregon (223)
(Choice from Detroit)
- 7c. Patrick Estes, TE, Virginia (248)
- 7d. Billy Bajema, TE, Oklahoma State (249)

2006
(April 29–30, 2006)
(Drafted 6th)

- 1a. Vernon Davis, TE, Maryland (6)
- 1b. Manny Lawson, LB, North Carolina State (22)
(Choice from Washington through Denver)
- 2. Choice to Atlanta via G.B. and Denver
- 3. Brandon Williams, WR, Wisconsin (84)
(Choice from Washington)
- 4. Michael Robinson, RB, Penn State (100)
- 5. Parys Haralson, LB, Tennessee (140)
- 6a. Delanie Walker, TE, Central Missouri State (175)
- 6b. Marcus Hudson, S, North Carolina State (192)
(Choice from Tampa Bay)
- 6c. Melvin Oliver, DE, Louisiana State (197)
(Choice from Jacksonville)
- 7. Vickiel Vaughn, S, Arkansas (254)

2007
(April 28–29, 2007)
(Drafted 11th)

- 1a. Patrick Willis, LB, Mississippi (11)
- 1b. Joe Staley, T, Central Michigan (28)
(Choice from New England)
- 2. Choice to Indianapolis (42)
- 3a. Jason Hill, WR, Washington State (76)
- 3b. Ray McDonald, DE, Florida (97)
(Compensatory Choice)
- 4a. Jay Moore, LB, Nebraska (104)
(Choice from Washington)
- 4. Choice to New England (110)
- 4. Choice to Seattle (124)
- 4b. Dashon Goldson, S, Washington (126)
(Choice from NE through Ind.)
- 4c. Joe Cohen, DT, Florida (135)
(Compensatory Choice)
- 5. Tarell Brown, CB, Texas (147)
- 6. Thomas Clayton, RB, Kansas State (186)
- 7. Choice to Cleveland (213)

2008
(April 26–27, 2008)
(Drafted 7th)

- 1. Choice to New Orleans via New England (7)
- 1. Kentwan Balmer, DT, North Carolina (29)
(Choice from Indianapolis)
- 2. Chilo Rachal, G, Southern California (39)
- 3. Choice to Chicago
- 3. Reggie Smith, CB, Oklahoma (75)
(Choice from Chicago)
- 4. Cody Wallace, C, Texas A&M (107)
- 5. Choice Forfeited (142)
- 6. Joshua Morgan, WR, Virginia Tech (174)
- 7. Larry Grant, LB, Ohio State (214)

2009
(April 25–26, 2009)
(Drafted 10th)

- 1. Michael Crabtree, WR, Texas Tech (10)
- 2. Choice to Carolina (43)
- 3. Glen Coffee, RB, Alabama (74)
- 4. Choice to Carolina (111)

- 5a. Scott McKillop, LB, Pittsburgh (146)
- 5b. Nate Davis, QB, Ball State (171)
(Compensatory Choice)
- 6. Bear Pascoe, TE, Fresno State (184)
- 7a. Curtis Taylor, S, Louisiana State (219)
- 7b. Ricky Jean Francois, DE, Louisiana State (244)
(Compensatory Choice)

2010
(April 22–24, 2010)
(Drafted 13th)

- 1a. Anthony Davis, T, Rutgers (11)
(Choice from Denver)
- 1. Choice to Denver (13)
- 1b. Mike Iupati, G, Idaho (17)
(Choice from Carolina)
- 2. Taylor Mays, S, Southern California (49)
- 3. Choice to San Diego (73)
- 3. NaVorro Bowman, LB, Penn State (91)
(Choice from San Diego)
- 4. Choice to Denver (113)
- 5. Choice to Miami (145)
- 6a. Anthony Dixon, RB, Mississippi State (173)
(Choice from San Diego)
- 6b. Nate Byham, TE, Pittsburgh (182)
- 6c. Kyle Williams, WR, Arizona State (206)
(Compensatory Choice)
- 7. Phillip Adams, CB, South Carolina State (224)

2011
(April 28–30, 2011)
(Drafted 7th)

- 1. Aldon Smith, LB, Missouri (7)
- 2. Colin Kaepernick, QB, Nevada (36)
(Choice from Denver)
- 2. Choice to Denver (45)
- 3. Choice to Jacksonville (76)
- 3. Chris Culliver, CB, South Carolina (80)
(Choice from Jacksonville)
- 4. Choice to Denver (108)
- 4. Kendall Hunter, RB, Oklahoma State (115)
(Choice from San Diego)
- 5. Choice to Denver (141)
- 5. Daniel Kilgore, G, Appalachian State (163)
(Choice from Green Bay)
- 6. Choice to Green Bay (174)
- 6a. Ronald Johnson, WR, Southern California (182)
(Choice from Jacksonville)
- 6b. Colin Jones, S, Texas Christian (190)
(Choice from Seattle)
- 7a. Bruce Miller, FB, Central Florida (211)
- 7. Choice to Green Bay through Detroit (231)
- 7b. Mike Person, G, Montana State (239)
(Compensatory Choice)
- 7c. Curtis Holcomb, CB, Florida A&M (250)
(Compensatory Choice)

2012
(April 26–28, 2012)
(Drafted 30th)

- 1. A.J. Jenkins, WR, Illinois (30)
- 2. LaMichael James, RB, Oregon (61)
- 3. Choice to Indianapolis (92)
- 4. Choice to Miami (97)
(Choice from Indianapolis)
- 4. Choice to Carolina (103)
(Choice from Miami)
- 4. Joe Looney, G, Wake Forest (117)
(Choice from Detroit)
- 4. Choice to Detroit (125)
- 5. Darius Fleming, LB, Notre Dame (165)
- 6a. Trenton Robinson, S, Michigan State (180)
(Choice from Carolina)
- 6. Choice to Detroit (196)
(Choice from Miami)



- 6b. Jason Slowey, OL, Western Oregon (199)
- 7. Cam Johnson, LB, Virginia (237)

2013
(April 25–27, 2013)
(Drafted 31st)

- 1. Eric Reid, S, Louisiana State (18)
(Choice from Dallas)
- 1. Choice to Dallas (31)
- 2. Choice to Tennessee (34)
(Choice from Kansas City)
- 2a. Cornelius “Tank” Carradine, DT, Florida State (40)
(Choice from Tennessee)
- 2b. Vance McDonald, TE, Rice (55)
(Choice from Green Bay)
- 2. Choice to Green Bay (61)
- 3. Choice to Dallas (74)
(Choice from Carolina)
- 3. Corey Lemonier, LB, Auburn (88)
(Choice from Green Bay)
- 3. Choice to Green Bay (93)
- 4a. Quinton Patton, WR, Louisiana Tech (128)
- 4b. Marcus Lattimore, RB, South Carolina (131)
(Compensatory Choice)
- 5. Quinton Dial, DT, Alabama (157)
(Choice from Indianapolis)
- 6. Choice to Green Bay (173)
(Choice from Cleveland)
- 6. Nick Moody, LB, Florida State (180)
(Choice from Miami)
- 6. Choice to Green Bay (216)
(Choice from Tennessee)
- 7a. B.J. Daniels, QB, South Florida (237)
- 7b. Carter Bykowski, T, Iowa State (246)
(Compensatory Choice)
- 7c. Marcus Cooper, CB, Rutgers (252)
(Compensatory Choice)

2014
(May 8–10, 2014)
(Drafted 30th)

- 1. Jimmie Ward, DB, Northern Illinois (30)
- 2. Choice to Denver (56)
(Choice from Kansas City)
- 2. Carlos Hyde, RB, Ohio State (57)
(Choice from Miami)
- 2. Choice to Jacksonville (61)
- 2. Choice to Miami (63)
(Choice from Denver)
- 3a. Marcus Martin, C, Southern California (70)
(Choice from Jacksonville)
- 3b. Chris Borland, LB, Wisconsin (77)
(Choice from Tennessee)
- 3. Choice to Cleveland (94)
- 3c. Brandon Thomas, G, Clemson (100)
(Compensatory Choice)
- 4a. Bruce Ellington, WR, South Carolina (106)
(Choice from Cleveland)
- 4b. Dontae Johnson, CB, North Carolina State (129)
- 5a. Aaron Lynch, LB, South Florida (150)
(Choice from Jacksonville)
- 5b. Keith Reaser, CB, Florida Atlantic (170)
(Choice from Denver)
- 5. Choice to Miami (171)
- 6. Kenneth Acker, CB, Southern Methodist (180)
(Choice from Cleveland)
- 7. Choice to Denver (242)
(Choice from New Orleans)
- 7a. Kaleb Ramsey, DE, Boston College (243)
(Choice from Carolina)
- 7b. Trey Millard, FB, Oklahoma (245)

2015
(April 30–May 2, 2015)
(Drafted 15th)

- 1. Choice to San Diego (15)
- 1. Arik Armstead, DL, Oregon (17)
(Choice from San Diego)
- 2. Jaquiski Tartt, S, Samford (46)
- 3. Eli Harold, LB, Virginia (79)
- 4a. Blake Bell, TE, Oklahoma (117)
(Choice from San Diego)
- 4b. Mike Davis, RB, South Carolina (126)
(Choice from Denver)
- 4c. DeAndre Smelter, WR, Georgia Tech (132)
(Compensatory Choice)
- 5. Choice to Indianapolis (151)
- 5. Bradley Pinion, P, Clemson (165)
(Choice from Indianapolis)
- 6. Ian Silberman, OL, Boston College (190)
- 7a. Trent Brown, OL, Florida (244)
(Choice from Indianapolis via Dallas)
- 7. Choice to Dallas (246)
(Choice from Indianapolis)
- 7b. Busta Anderson, TE, South Carolina (254)
(Compensatory Choice)

2016
(April 28–30, 2016)
(Drafted 7th)

- 1a. DeForest Buckner, DL, Oregon (7)
- 1b. Joshua Garnett, G, Stanford (28)
(Choice from Kansas City)
- 2. Choice to Kansas City (37)
- 3. Will Redmond, CB, Mississippi State (68)
- 4. Choice to Kansas City (105)
- 4. Rashard Robinson, CB, Louisiana State (133)
(Compensatory Choice)
- 5a. Ronald Blair III, DL, Appalachian State (142)
(Choice from San Diego)
- 5b. John Theus, OL, Georgia (145)
- 5c. Fahn Cooper, OL, Mississippi (174)
(Compensatory Choice)
- 6. Choice to Kansas City (178)
(Choice from Dallas)
- 6a. Jeff Driskel, QB, Louisiana Tech (207)
(Choice from Denver)
- 6b. Kelvin Taylor, RB, Florida (211)
(Compensatory Choice)
- 6c. Aaron Burbridge, WR, Michigan State (213)
(Compensatory Choice)
- 7. Prince Charles Iworah, CB, Western Kentucky (249)
(Choice from Kansas City)

2017
(April 27–29, 2017)
(Drafted 2nd)

- 1. Choice to Chicago (2)
- 1a. Solomon Thomas, DL, Stanford (3)
(Choice from Chicago)
- 1b. Reuben Foster, LB, Alabama (31)
(Choice from Seattle)
- 2. Choice to Seattle (34)
- 3a. Ahkello Witherspoon, CB, Colorado (66)
- 3. Choice to New Orleans (67)
(Choice from Chicago)
- 3b. C.J. Beathard, QB, Iowa (104)
(Choice from Minnesota)
- 4. Choice to Minnesota (109)
- 4. Choice to Seattle (111)
(Choice from Chicago)
- 4. Joe Williams, RB, Utah (121)
(Choice from Indianapolis)
- 4. Choice to Indianapolis (143)
(Compensatory Choice)

- 5a. George Kittle, TE, Iowa (146)**
- 5. Choice to Indianapolis (161)
(Choice from Washington)
- 5b. Trent Taylor, WR, Louisiana Tech (177)
(Choice from Denver)
- 6a. D.J. Jones, DL, Mississippi (198)
(Choice from Baltimore)
- 6b. Pita Taumoepeau, DL, Utah (202)
(Choice from Denver)
- 7. Choice to Minnesota (219)
(Choice from Cleveland)
- 7. Adrian Colbert, DB, Miami (229)
(Choice from New Orleans)

2018
(April 26–28, 2018)
(Drafted 9th)

- 1. Mike McGlinchey, T, Notre Dame (9)
- 2. Choice to New England (43)
- 2. Dante Pettis, WR, Washington (44)
(Choice from Washington)
- 2. Choice to Washington (59)
(Choice from New Orleans)
- 3a. Fred Warner, LB, Brigham Young (70)**
(Choice from Chicago)
- 3. Choice to Washington (74)
- 3b. Tarvarius Moore, CB, Southern Mississippi (95)
(Choice from New England)
- 4. Choice to Denver (109)
- 4. Kentavius Street, DL, North Carolina State (128)
(Choice from Pittsburgh)
- 5. D.J. Reed Jr., DB, Kansas State (142)
(Choice from Denver via Washington)
- 5. Choice to New England (143)
(Choice from New York Jets)
- 5. Choice to Pittsburgh (148)
- 6. Marcell Harris, S, Florida (184)
- 7a. Jullian Taylor, DT, Temple (223)
(Choice from Tampa Bay via Miami)
- 7. Choice to Miami (227)
- 7b. Richie James, WR, Middle Tennessee State (240)
(Choice from Kansas City)

2019
(April 25–27, 2019)
(Drafted 2nd)

- 1. Nick Bosa, DL, Ohio State (2)**
- 2. Deebo Samuel Sr., WR, South Carolina (36)**
- 3. Jalen Hurd, WR, Baylor (67)
- 4. Choice to Cincinnati (104)
- 4. Mitch Wishnowsky, P, Utah (110)**
(Choice from Cincinnati)
- 5. Choice to Detroit (142)
- 5. Dre Greenlaw, LB, Arkansas (148)**
(Choice from Denver)
- 6a. Kaden Smith, TE, Stanford (176)
- 6b. Justin Skule, OL, Vanderbilt (183)
(Choice from Cincinnati)
- 6c. Tim Harris Jr., CB, Virginia (198)
(Choice from Cincinnati)
- 6. Choice to Denver (212)
(Compensatory Choice)
- 7. Choice to Kansas City (216)
- 7. Choice to Cleveland (243)
(Choice from Kansas City)

2020 (April 23–25, 2020) (Drafted 31st)	
1. Choice to Tampa Bay (Choice from Indianapolis)	(13)
1a. Javon Kinlaw, DT, South Carolina (Choice from Tampa Bay)	(14)
1b. Brandon Aiyuk, WR, Arizona State (Choice from Minnesota)	(25)
1. Choice to Minnesota	(31)
2. Choice to Kansas City	(63)
3. Choice to Denver	(95)
4. Choice to Minnesota (Choice from Tampa Bay)	(117)
4. Choice to Denver	(137)
5. Colton McKivitz, OL, West Virginia (Choice from Miami)	(153)
5. Choice to Washington (Choice from Denver)	(156)
5. Choice to Minnesota	(176)
6. Charlie Woerner, TE, Georgia (Choice from Philadelphia)	(190)
6. Choice to Philadelphia	(210)
7. Jauan Jennings, WR, Tennessee (Choice from Detroit)	(217)
7. Choice to Tampa Bay	(245)

2021 (April 29–May 1, 2021) (Drafted 12th)	
1. Trey Lance, QB, North Dakota State (Choice from Miami)	(3)
1. Choice to Miami	(12)
2. Choice to Las Vegas	(43)
2. Aaron Banks, OL, Notre Dame (Choice from Las Vegas)	(48)
3. Choice to Washington	(74)
3a. Trey Sermon, RB, Ohio State (Choice from Los Angeles Rams)	(88)
3b. Ambry Thomas, CB, Michigan (Special Compensatory Choice)	(102)
4. Choice to Los Angeles Rams	(117)
4. Choice to Los Angeles Rams (Choice from Las Vegas)	(121)
5a. Jaylon Moore, OL, Western Michigan	(155)
5b. Deommodore Lenoir, DB, Oregon (Choice from New Orleans)	(172)
5c. Talanoa Hufanga, S, Southern California (Compensatory Choice)	(180)
6. Elijah Mitchell, RB, Louisiana	(194)
7. Choice to Las Vegas (Choice from New York Jets)	(230)
7. Choice to Philadelphia	(240)

2022 (April 28–30, 2022) (Drafted 29th)	
1. Choice to Miami	(29)
2. Drake Jackson, DL, Southern California	(61)
3a. Tyrion Davis–Price, RB, Louisiana State	(93)
3. Choice to Miami (Special Compensatory Choice)	(102)
3b. Danny Gray, WR, Southern Methodist (Special Compensatory Choice)	(105)
4. Spencer Burford, OL, Texas–San Antonio	(134)
5. Samuel Womack III, CB, Toledo	(172)
6a. Nick Zakelj, OL, Fordham (Choice from Denver)	(187)
6. Choice to New York Jets	(207)
6b. Kalia Davis, DL, Central Florida (Compensatory Choice)	(220)
6c. Tariq Castro–Fields, CB, Penn State (Compensatory Choice)	(221)
7. Choice to Denver	(250)
7. Brock Purdy, QB, Iowa State (Compensatory Choice)	(262)

2023 (April 27–29, 2023) (Drafted 29th)	
1. Choice to Miami	(29)
2. Choice to Carolina	(61)
3a. Ji’Ayir Brown, S, Penn State (Choice from Minnesota)	(87)
3. Choice to Carolina	(93)
3b. Jake Moody, K, Michigan (Special Compensatory Choice)	(99)
3c. Cameron Latu, TE, Alabama (Special Compensatory Choice)	(101)
3. Choice to Minnesota (Special Compensatory Choice)	(102)
4. Choice to Carolina	(132)
5a. Darrell Luter Jr., CB, South Alabama (Choice from Miami)	(155)
5. Choice to Minnesota	(164)
5b. Robert Beal Jr., DL, Georgia (Compensatory Choice)	(173)
6. Choice to Houston	(207)
6. Dee Winters, LB, Texas Christian (Compensatory Choice)	(216)
7. Choice to Minnesota (Choice from Denver)	(222)
7a. Brayden Willis, TE, Oklahoma	(247)
7b. Ronnie Bell, WR, Michigan (Compensatory Choice)	(253)
7c. Jalen Graham, LB, Purdue (Compensatory Choice)	(255)

2024 (April 25–27, 2024) (Drafted 31st)	
1. Ricky Pearsall, WR, Florida	(31)
2. Choice to Kansas City	(63)
2. Renardo Green, CB, Florida State (Choice from Kansas City)	(64)
3. Dominick Puni, OL, Kansas (Choice from Philadelphia)	(86)
3. Choice to Philadelphia	(94)
3. Choice to Washington (Special Compensatory Choice)	(100)
4a. Malik Mustapha, S, Wake Forest (Choice from Dallas)	(124)
4b. Isaac Guerendo, RB, Louisville (Choice from New York Jets)	(129)
4. Choice to Philadelphia (Compensatory Choice)	(132)
4c. Jacob Cowing, WR, Arizona	(135)
5. Choice to Carolina	(166)
5. Choice to New York Jets (Choice from Kansas City)	(173)
5. Choice to New York Jets (Compensatory Choice)	(176)
6. Choice to Denver	(207)
6. Choice to Kansas City (Compensatory Choice)	(211)
6. Jarrett Kingston, OL, Southern California (Compensatory Choice)	(215)
7. Choice to Houston (Choice from Denver)	(232)
7. Tatum Bethune, LB, Florida State	(251)

