



# 2009 POSTSEASON MEDIA GUIDE

Notes, Quotes and Anecdotes  
Super Bowl Games I-XLIII



NATIONAL FOOTBALL LEAGUE



---

# 2009 NFL Postseason Media Guide

with Super Bowl Notes,  
Quotes & Anecdotes

## CREDENTIAL INFORMATION

### NATIONAL FOOTBALL LEAGUE

280 Park Avenue  
New York, NY 10017  
Telephone: (212) 450-2000

**Joe Browne**, Executive Vice President of  
Communications & Public Affairs

**Greg Aiello**, Senior Vice President of  
Public Relations

**Brian McCarthy**, Vice President of  
Corporate Communications

**Michael Signora**, Director of Media  
Relations & International Communications

**Dan Masonson**, Corporate  
Communications Director

**Dennis Johnson**, Public Relations Director  
of NFL Network

**Darlene Capiro**, Manager of Media  
Relations & International Communications

**Clare Graff**, Publicity Manager for  
Community Affairs

**Randall Liu**, NFC Information Manager  
**Corry Rush**, AFC Information Manager

### NFL POSTSEASON CREDENTIAL APPLICATION PROCEDURES

#### AFC AND NFC WILD CARD AND DIVISIONAL GAMES

(Saturday and Sunday, January 9-10, 16-17):  
Credential requests for the AFC and NFC Wild  
Card and Divisional Playoff Games should be  
made to the public relations director of the  
home team.

#### AFC AND NFC CHAMPIONSHIP GAMES

(Sunday, January 24): To apply for creden-  
tials to the AFC and NFC Championship  
Games, go to [www.NFLmedia.com](http://www.NFLmedia.com) and  
click on the NFL Event Credentialing link,  
which will take you to the online registration  
form. The deadline to apply is Tuesday,  
January 12, 2010. Credentials can be picked  
up at the media headquarters hotels in the  
host cities. The hotels that will serve as me-  
dia headquarters for the AFC and NFC  
Championship Games will be announced on  
[www.NFLmedia.com](http://www.NFLmedia.com) in early January. **NO  
CREDENTIALS WILL BE MAILED.** Creden-  
tials will be issued at the media headquarters  
beginning at noon (game-site time) on  
Friday, January 22. Each media member  
must present a government-issued photo  
identification (passport, driver's license, etc.)  
at credential pickup. Those credentials not  
picked up at the media headquarters will be  
available at Press Will Call the day of the  
game and will require presentation of gov-  
ernment-issued photo identification. If you  
have any questions, please call Corry Rush  
(212/450-2066) for the AFC game or Randall  
Liu (212/450-2382) for the NFC game.

### 2010 PRO BOWL

(Sunday, January 31, 2010)  
The NFL is no longer accepting applications  
for the 2010 Pro Bowl. Organizations wishing  
to cancel previous accreditation are asked to  
contact Darlene Capiro at the NFL office  
(212/450-2000) as soon as possible.

#### PRO BOWL TEAM HEADQUARTERS

Marriott Harbor Beach Resort  
3030 Holiday Drive  
Fort Lauderdale, FL 33316  
(954) 525-4000

#### SUPER BOWL XLIV

(Sunday, February 7, 2010)  
The NFL is no longer accepting applications  
for Super Bowl XLIV credentials. The only  
requests that will be considered are those  
from media organizations within the metro-  
politan areas of the AFC and NFC champion  
teams competing in Super Bowl XLIV,  
Sunday, February 7, 2010 at Dolphin  
Stadium in South Florida. All other space  
has been assigned. Organizations wishing  
to cancel previous accreditation are asked  
to contact Darlene Capiro at the NFL office  
(212/450-2000) as soon as possible.

#### MEDIA HEADQUARTERS

Greater Fort Lauderdale/Broward County  
Convention Center

#### NFL HEADQUARTERS

Westin Beach Resort  
321 North Fort Lauderdale Beach Boulevard  
Fort Lauderdale, FL 33304  
(954) 467-1111

#### MEDIA HOTELS

Comfort Suites Airport & Cruiseport:  
(954) 767-8700  
Courtyard Fort Lauderdale Airport & Cruise  
Port: (954) 342-8333  
Embassy Suites Fort Lauderdale:  
(954) 527-2730  
Hilton Fort Lauderdale Marina:  
(954) 463-4000  
Hyatt Place Ft. Lauderdale Airport-North:  
(954) 763-7670  
Hyatt Regency Pier Sixty-Six:  
(954) 525-6666  
Renaissance Fort Lauderdale:  
(954) 626-1700  
Sheraton Fort Lauderdale Airport & Cruise  
Port: (954) 920-3500  
Westin Beach Resort: (954) 467-1111

#### AFC TEAM HEADQUARTERS

Marriott Harbor Beach Resort  
3030 Holiday Drive  
Fort Lauderdale, FL 33316  
(954) 525-4000

#### NFC TEAM HEADQUARTERS

InterContinental Miami  
100 Chopin Plaza  
Miami, FL 33131  
(305) 577-1000



★ WILD CARD ★  
WEEKEND

---

# Wild Card Playoffs



# WILD CARD PLAYOFFS

## AFC WILD CARD PLAYOFF GAMES

Season	Date	Winner (Share)	Losers (Share)	Score	Site	Attendance
2008	Jan. 4	Baltimore (\$18,000)	Miami (\$20,000)	27-9	Miami	74,240
	Jan. 3	San Diego (\$20,000)	Indianapolis (\$18,000)	23-17*	San Diego	68,082
2007	Jan. 6	San Diego (\$20,000)	Tennessee (\$18,000)	17-6	San Diego	65,640
	Jan. 5	Jacksonville (\$18,000)	Pittsburgh (\$20,000)	31-29	Pittsburgh	63,629
2006	Jan. 7	New England (\$19,000)	N.Y. Jets (\$17,000)	37-16	Foxborough	68,756
	Jan. 6	Indianapolis (\$19,000)	Kansas City (\$17,000)	23-8	Indianapolis	57,215
2005	Jan. 8	Pittsburgh (\$17,000)	Cincinnati (\$19,000)	31-17	Cincinnati	65,870
	Jan. 7	New England (\$19,000)	Jacksonville (\$17,000)	28-3	Foxborough	68,756
2004	Jan. 9	Indianapolis (\$18,000)	Denver (\$15,000)	49-24	Indianapolis	56,609
	Jan. 8	N.Y. Jets (\$15,000)	San Diego (\$18,000)	20-17*	San Diego	67,536
2003	Jan. 4	Indianapolis (\$18,000)	Denver (\$15,000)	41-10	Indianapolis	56,586
	Jan. 3	Tennessee (\$15,000)	Baltimore (\$18,000)	20-17	Baltimore	69,452
2002	Jan. 5	Pittsburgh (\$17,000)	Cleveland (\$12,500)	36-33	Pittsburgh	62,595
	Jan. 4	N.Y. Jets (\$17,000)	Indianapolis (\$12,500)	41-0	East Rutherford	78,524
2001	Jan. 13	Baltimore (\$12,500)	Miami (\$12,500)	20-3	Miami	72,251
	Jan. 12	Oakland (\$17,000)	N.Y. Jets (\$12,500)	38-24	Oakland	61,503
2000	Dec. 31	Baltimore (\$12,500)	Denver (\$12,500)	21-3	Baltimore	69,638
	Dec. 30	Miami (\$16,000)	Indianapolis (\$12,500)	23-17*	Miami	73,193
1999	Jan. 9	Miami (\$10,000)	Seattle (\$16,000)	20-17	Seattle	66,170
	Jan. 8	Tennessee (\$10,000)	Buffalo (\$10,000)	22-16	Nashville	66,672
1998	Jan. 3	Jacksonville (\$15,000)	New England (\$10,000)	25-10	Jacksonville	71,139
	Jan. 2	Miami (\$10,000)	Buffalo (\$10,000)	24-17	Miami	72,698
1997	Dec. 28	New England (\$15,000)	Miami (\$10,000)	17-3	Foxborough	60,041
	Dec. 27	Denver (\$10,000)	Jacksonville (\$10,000)	42-17	Denver	74,481
1996	Dec. 29	Pittsburgh (\$14,000)	Indianapolis (\$10,000)	42-14	Pittsburgh	58,078
	Dec. 28	Jacksonville (\$10,000)	Buffalo (\$10,000)	30-27	Buffalo	70,213
1995	Dec. 31	Indianapolis (\$7,500)	San Diego (\$7,500)	35-20	San Diego	61,182
	Dec. 30	Buffalo (\$13,000)	Miami (\$7,500)	37-22	Buffalo	73,103
1994	Jan. 1	Cleveland (\$7,500)	New England (\$7,500)	20-13	Cleveland	77,452
	Dec. 31	Miami (\$12,000)	Kansas City (\$7,500)	27-17	Miami	67,487
1993	Jan. 9	L.A. Raiders (\$7,500)	Denver (\$7,500)	42-24	Los Angeles	65,314
	Jan. 8	Kansas City (\$12,000)	Pittsburgh (\$7,500)	27-24*	Kansas City	74,515
1992	Jan. 3	Buffalo (\$6,000)	Houston (\$6,000)	41-38*	Buffalo	75,141
	Jan. 2	San Diego (\$10,000)	Kansas City (\$6,000)	17-0	San Diego	58,278
1991	Dec. 29	Houston (\$10,000)	N.Y. Jets (\$6,000)	17-10	Houston	61,485
	Dec. 28	Kansas City (\$6,000)	L.A. Raiders (\$6,000)	10-6	Kansas City	75,827
1990	Jan. 6	Cincinnati (\$10,000)	Houston (\$6,000)	41-14	Cincinnati	60,012
	Jan. 5	Miami (\$6,000)	Kansas City (\$6,000)	17-16	Miami	67,276
1989	Dec. 31	Pittsburgh (\$6,000)	Houston (\$6,000)	26-23*	Houston	59,406
	Dec. 26	Houston (\$6,000)	Cleveland (\$6,000)	24-23	Cleveland	75,896
1988	Jan. 3	Houston (\$6,000)	Seattle (\$6,000)	23-20*	Houston	50,519
	Dec. 28	N.Y. Jets (\$6,000)	Kansas City (\$6,000)	35-15	East Rutherford	75,210
1987	Dec. 28	New England (\$6,000)	N.Y. Jets (\$6,000)	26-14	East Rutherford	75,945
	Dec. 22	Seattle (\$6,000)	L.A. Raiders (\$6,000)	13-7	Seattle	62,049
1986	Dec. 24	Seattle (\$6,000)	Denver (\$6,000)	31-7	Seattle	64,275
	Jan. 9	N.Y. Jets (\$6,000)	Cincinnati (\$6,000)	44-17	Cincinnati	57,560
1985	Jan. 9	San Diego (\$6,000)	Pittsburgh (\$6,000)	31-28	Pittsburgh	53,546
	Jan. 8	L.A. Raiders (\$6,000)	Cleveland (\$6,000)	27-10	Los Angeles	56,555
1984	Jan. 8	Miami (\$6,000)	New England (\$6,000)	28-13	Miami	68,842
	Dec. 27	Buffalo (\$3,000)	N.Y. Jets (\$3,000)	31-27	New York	57,050
1983	Dec. 28	Oakland (\$3,000)	Houston (\$3,000)	27-7	Oakland	53,333
	Dec. 23	Houston (\$3,000)	Denver (\$3,000)	13-7	Houston	48,776
1982	Dec. 24	Houston (\$3,000)	Miami (\$3,000)	17-9	Miami	72,445

\*Sudden death overtime

## 2008

**BALTIMORE 27, MIAMI 9**—The Ravens' defense forced five turnovers, including Ed Reed's 64-yard interception return for a touchdown to guide Baltimore to a road victory. Joe Flacco became the first rookie quarterback to win a postseason game since Ben Roethlisberger four years earlier. With 2:30 left in the first half, Chad Pennington released a long pass downfield. Reed intercepted the pass over his shoulder and weaved his way through the entire Dolphins' offense for a 64-yard touchdown and 10-3 lead. The Ravens' defense forced a quick three-and-out, and Flacco completed a 31-yard pass to Derrick Mason to set up Matt Stover's 31-yard field goal with 16 seconds left in the half for a 13-3 lead. Fabian Washington intercepted Pennington three plays into the second half, and Terrell Suggs recovered Patrick Cobbs' fumble on the Dolphins' next possession. The latter turnover was followed four plays later by LeRon McClain's 8-yard touchdown run for a 20-3 lead. Reed's second interception, at the Ravens' 8, stopped another Dolphins' drive late in the third quarter. Miami scored its first touchdown with 13:09 to play, but Frank Walker blocked the extra point. The Dolphins then drove to the Ravens' 25 with 8:44 to play, but Ted Ginn fumbled the exchange on a reverse. Miami recovered, but lost 19

yards on the play and was forced to punt on fourth-and-26 with 7:37 remaining. Willis McGahee's 48-yard run set up Flacco's 5-yard scoring run on third-and-goal with 3:53 left to put the game out of reach. Flacco was 9 of 23 for 135 yards. Pennington was 25 of 38 for 252 yards and 1 touchdown, with 4 interceptions.

<b>Baltimore</b>	3	10	7	7	—	27
<b>Miami</b>	3	0	0	6	—	9
Mia	— FG Carpenter 19					
Balt	— FG Stover 23					
Balt	— Reed 64 interception return (Stover kick)					
Balt	— FG Stover 31					
Balt	— McClain 8 run (Stover kick)					
Mia	— Brown 2 pass from Pennington (kick blocked)					
Balt	— Flacco 5 run (Stover kick)					

**SAN DIEGO 23, INDIANAPOLIS 17 (OT)**—Darren Sproles raced 22 yards for a touchdown 6:20 into overtime as the Chargers knocked the Colts out of the playoffs for the second consecutive season. Peyton Manning was 6-for-6 on an 81-yard touchdown drive in the first quarter. Antonio Gates' 30-yard reception in the second quarter was followed on the next play by LaDainian Tomlinson's 3-yard scoring run to tie the game. Sproles' 9-yard run with just 42 seconds left in the half gave the

Chargers a 14-10 lead. In the third quarter, on third-and-5, Manning and the Colts rushed to the line of scrimmage. Manning took a quick snap and fired a pass down the left sideline to Reggie Wayne, who had streaked past Antonio Cromartie, who had been looking at the sidelines for a play call. Wayne caught the pass for a 72-yard touchdown and 17-14 lead. San Diego drove to the Colts' 9, but Sproles fumbled and Raheem Brock recovered for a touchback. Antoine Bethea intercepted Philip Rivers' long pass at the goal line and returned it 36 yards with 12:17 remaining to stop another Chargers' scoring threat. Later in the quarter, Mike Scifres' 52-yard punt bounced out of bounds at the Colts' 1. Tim Dobbins sacked Manning on third down, and Sproles returned the punt 26 yards to the Colts' 38 with 1:48 to play. Nate Kaeding's 26-yard field goal tied the game with 31 seconds left. The Chargers won the overtime coin toss. The Colts committed three defensive penalties on the final drive, which ended on its tenth play when Sproles went over left tackle on second-and-12 for a 22-yard touchdown. Rivers was 20 of 36 for 217 yards, with 1 interception. Sproles rushed 22 times for 105 yards and 2 touchdowns. Manning was 25 of 42 for 310 yards and 1 touchdown. Wayne had 4 catches for 129 yards.

## WILD CARD PLAYOFFS

<b>Indianapolis</b>	7	3	7	0	0	—	17
<b>San Diego</b>	0	14	0	3	6	—	23
Ind	— Addai 1 run (Vinatieri kick)						
SD	— Tomlinson 3 run (Kaeding kick)						
Ind	— FG Vinatieri 43						
SD	— Sproles 9 run (Kaeding kick)						
Ind	— Wayne 72 pass from Manning (Vinatieri kick)						
SD	— FG Kaeding 26						
SD	— Sproles 22 run						

### 2007

**SAN DIEGO 17, TENNESSEE 6**—Philip Rivers passed for 292 yards, and the Chargers' defense allowed just 248 yards, as San Diego won its first playoff game in 13 years. The Titans led 3-0 early in the second quarter and drove to the Chargers' 12, but Shawne Merriman forced Chris Brown to fumble and Shaun Phillips recovered. However, Nate Kaeding missed a 45-yard field-goal attempt and Rob Bironas' second field goal, from 44 yards as the half expired, stretched the Titans' lead to 6-0. The Chargers converted two third downs on their second-half opening 86-yard drive, but had to settle for a field goal. The Chargers' defense then forced a punt, and Rivers began the ensuing 78-yard drive with a 20-yard pass to Vincent Jackson and ended the possession with a 25-yard touchdown pass to Jackson to give the Chargers a 10-6 lead. The Titans drove to the Chargers' 20, but Bironas' 38-yard field-goal attempt was wide left with 14:04 to play. The Chargers then drove 72 yards, highlighted by Chris Chambers' 39-yard catch on third-and-10, and capped by LaDainian Tomlinson's fourth-and-1 leap across the goal line. Tomlinson was met in midair by Stephen Tulloch, and Colin Allred knocked the ball out of his hands once his second effort got him across the goal line. Jeff Fisher challenged the play, but the touchdown call on the field stood and San Diego led 17-6 with 8:45 remaining. Drayton Florence's interception at the Titans' 20 with 3:33 remaining ended Tennessee's final possession. Rivers was 19 of 30 for 292 yards and 1 touchdown, with 1 interception. Chambers had 6 catches for 121 yards, and Jackson added 5 receptions for 114 yards. Vince Young was 16 of 29 for 138 yards, with 1 interception.

<b>Tennessee</b>	3	3	0	0	—	6
<b>San Diego</b>	0	0	10	7	—	17
Tenn	— FG Bironas 30					
Tenn	— FG Bironas 44					
SD	— FG Kaeding 20					
SD	— Jackson 25 pass from Rivers (Kaeding kick)					
SD	— Tomlinson 1 run (Kaeding kick)					

**JACKSONVILLE 31, PITTSBURGH 29**—David Garrard's 32-yard fourth-down run set up Josh Scobee's game-winning 25-yard field goal with 37 seconds left as the Jaguars won their first playoff game in eight years. The Steelers outgained the Jaguars 340-239 yards, but Jacksonville's defense forced 4 turnovers and the offense made just enough big plays. The Steelers opened the game with an 80-yard touchdown drive, but Maurice Jones-Drew returned the ensuing kickoff 96 yards to the Steelers' 1. Fred Taylor scored on the next play. In the second quarter, Rashean Mathis returned an interception 63 yards for a touchdown. Moments later, Mathis intercepted another pass that was followed three plays later by Jones-Drew's 43-yard touchdown catch-and-run of a short pass for a 21-7 lead with 8:34 left in the half. The Steelers had a chance to score just before halftime, but Derek Landri intercepted a pass at the Jaguars' 25 to maintain the 14-point lead. Two plays into the second half, James Farrior intercepted a pass to set up Jeff Reed's field goal. The Jaguars answered with an 82-yard touchdown drive. Pittsburgh then drove to the Jaguars' 37. Faced with a fourth-and-12 on the first play of the fourth quarter and trailing 28-10, Pittsburgh went for the first down. Ben Roethlisberger connected on a quick pass to Santonio Holmes that resulted in a 37-yard touchdown. The Steelers' defense then forced a three-and-out, and the offense drove 69 yards, capped by Heath Miller's 14-yard touchdown catch with 10:25 to play. Trailing 28-23, the Steelers converted the 2-point conversion, but a holding penalty wiped out the score.

Pittsburgh still went for the 2-point conversion, and Roethlisberger was stopped on a scramble from the 12-yard line. Two plays later, Ike Taylor intercepted a pass and returned it 31 yards to the Jaguars' 16. A defensive pass interference penalty on fourth-and-goal from the Jaguars' 1 kept the drive alive, and Najeh Davenport scored with 6:21 remaining to give Pittsburgh a 29-28 lead. Roethlisberger's 2-point conversion pass for Nate Washington fell incomplete. After an exchange of punts, Dennis Northcutt had a 16-yard return that gave the Jaguars' possession at their own 49 with 2:38 remaining. Faced with a fourth-and-2 from the Steelers' 43 with 1:56 to play, Garrard dropped back, and then scrambled right up the middle for 32 yards. Scobee's 25-yard field goal was good with 37 seconds left. Starting from their own 28-yard line, Bobby McCray sacked Roethlisberger on the first play, forced him to fumble and Landri recovered to clinch the victory. Garrard was 9 of 21 for 140 yards and 1 touchdown, with 2 interceptions. Roethlisberger was 29 of 42 for 337 yards and 2 touchdowns, with 3 interceptions. Hines Ward had 10 receptions for 135 yards.

<b>Jacksonville</b>	7	14	7	3	—	31
<b>Pittsburgh</b>	7	0	3	19	—	29
Pitt	— Davenport 1 run (Reed kick)					
Jax	— Taylor 1 run (Scobee kick)					
Jax	— Mathis 63 interception return (Scobee kick)					
Jax	— Jones-Drew 43 pass from Garrard (Scobee kick)					
Pitt	— FG Reed 28					
Jax	— Jones-Drew 10 run (Scobee kick)					
Pitt	— Holmes 37 pass from Roethlisberger (Reed kick)					
Pitt	— Miller 14 pass from Roethlisberger (run failed)					
Pitt	— Davenport 1 run (pass failed)					
Jax	— FG Scobee 25					

### 2006

**NEW ENGLAND 37, NEW YORK JETS 16**—Tom Brady passed for 2 touchdowns as the Patriots held off the Jets' squad led by first-year coach, and former Patriots' defensive coordinator, Eric Mangini. Chad Pennington's 77-yard touchdown pass to Jericho Cotchery gave the Jets a 10-7 lead early in the second quarter. The Patriots responded by scoring on their next five possessions. Brady's 1-yard touchdown pass to Daniel Graham with 11 seconds left in the half capped a 15-play, 80-yard drive and gave the Patriots a 17-10 halftime lead. The Jets trailed just 20-13 late in the third quarter when Pennington threw a backward pass that was knocked down by Roosevelt Colvin, resulting in a fumble. Vince Wilfork picked up the loose ball and returned it 31 yards, setting up Stephen Gostkowski's 28-yard field goal. The Jets responded with Mike Nugent's third field goal and trailed just 23-16 with 11:39 remaining. Brady answered with a 13-play, 63-yard drive, capped by Brady's 7-yard touchdown pass to Kevin Faulk on third-and-goal with 5:16 remaining. Two plays later, Asante Samuel intercepted Pennington's pass and returned it 36 yards for the final touchdown. Brady was 22 of 34 for 212 yards and 2 touchdowns. Jabar Gaffney had 8 catches for 104 yards. Pennington was 23 of 40 for 300 yards and 1 touchdown, with 1 interception. Cotchery had 4 receptions for 100 yards.

<b>N.Y. Jets</b>	3	7	3	3	—	16
<b>New England</b>	7	10	6	14	—	37
NE	— Dillon 11 run (Gostkowski kick)					
NYJ	— FG Nugent 28					
NYJ	— Cotchery 77 pass from Pennington (Nugent kick)					
NE	— FG Gostkowski 20					
NE	— Graham 1 pass from Brady (Gostkowski kick)					
NYJ	— FG Nugent 21					
NE	— FG Gostkowski 40					
NE	— FG Gostkowski 28					
NYJ	— FG Nugent 37					
NE	— Faulk 7 pass from Brady (Gostkowski kick)					
NE	— Samuel 36 interception return (Gostkowski kick)					

**INDIANAPOLIS 23, KANSAS CITY 8**—Joseph Addai rushed for 122 yards, and the Colts' defense did not allow a first down until the third quarter en route to a wild-

card victory. For the game, the Colts outgained the Chiefs 435-126 in total yards, had a 28-7 advantage in first downs, and a 39:23-20:37 edge in time of possession. At halftime, the Chiefs had been outgained 255-16 in total yards, but trailed just 9-0. A 12-play, 89-yard drive in the third quarter, capped by Addai's 6-yard run, increased the lead to 16-0. With 3:38 left in the third quarter, Trent Green's 6-yard pass to Tony Gonzalez resulted in the Chiefs' initial first down. Six plays later, the pair hooked up on a similar pass to score, and Green added a 2-point conversion pass to Kris Wilson to cut the deficit to 16-8. But Peyton Manning engineered a 9-play, 71-yard drive on the next possession, capped by Reggie Wayne's 5-yard touchdown catch, for a 23-8 lead with 10:16 to play. The Chiefs had one good scoring opportunity, but Robert Mathis and Bo Schobel sacked Green and forced him to fumble. Josh Thomas recovered at the Colts' 30 with 3:55 to play. Manning was 30 of 38 for 268 yards and 1 touchdown, with 3 interceptions. Addai carried 25 times for 122 yards. Dallas Clark had 9 receptions for 103 yards for the Colts. Green was 14 of 24 for 107 yards and 1 touchdown, with 2 interceptions.

<b>Kansas City</b>	0	0	8	0	—	8
<b>Indianapolis</b>	6	3	7	7	—	23
Ind	— FG Vinatieri 48					
Ind	— FG Vinatieri 19					
Ind	— FG Vinatieri 50					
Ind	— Addai 6 run (Vinatieri kick)					
KC	— Gonzalez 6 pass from T. Green (K. Wilson pass from T. Green)					
Ind	— Wayne 5 pass from Manning (Vinatieri kick)					

### 2005

**PITTSBURGH 31, CINCINNATI 17**—Ben Roethlisberger passed for 3 touchdowns and the Steelers' defense shutout the Bengals in the second half to post the first postseason road victory of Bill Cowher's 14-year coaching career. Carson Palmer injured his knee on the Bengals' second play of the game. Kimo von Oelhoffen was blocked into Palmer's knee. The play resulted in a 66-yard pass to Chris Henry, who also was injured on the play. The pass set up Shayne Graham's 23-yard field goal, and Jon Kitna engineered touchdown drives of 76 and 57 yards on the next two possessions to take a 17-7 lead with 6:13 left in the second quarter. Roethlisberger's 54-yard pass to Cedrick Wilson set up Hines Ward's 5-yard touchdown grab on third-and-goal. On the opening possession of the second half, the Bengals led 17-14 and drove to the Steelers' 15, but from field-goal formation Brad St. Louis's snap was high and holder Kyle Larson could not hold onto the ball. The Steelers responded with a 66-yard touchdown drive to take the lead. After forcing a punt, the Steelers were faced with third-and-3 from the Bengals' 43. Antwaan Randle El took the Shotgun snap, rolled right, passed backwards across the field to Roethlisberger, who then fired long downfield to a wide open Wilson, who caught the ball at the 5-yard line and jogged into the end zone for a 28-17 lead. James Farrior's interception on the next drive led to Jeff Reed's field goal with 10:29 to play. The Bengals drove to the Steelers' 45 with 4:12 to play, but Troy Polamalu's diving interception ended the Bengals' final hope. Roethlisberger was 14 of 19 for 208 yards and 3 touchdowns. Wilson had 3 catches for 104 yards. Kitna was 24 of 40 for 197 yards and 1 touchdown, with 2 interceptions.

<b>Pittsburgh</b>	0	14	14	3	—	31
<b>Cincinnati</b>	10	7	0	0	—	17
Cin	— FG Graham 23					
Cin	— R. Johnson 20 run (Graham kick)					
Pitt	— Parker 19 pass from Roethlisberger (Reed kick)					
Cin	— Houshmandzadeh 7 pass from Kitna (Graham kick)					
Pitt	— Ward 5 pass from Roethlisberger (Reed kick)					
Pitt	— Bettis 5 run (Reed kick)					
Pitt	— Wilson 43 pass from Roethlisberger (Reed kick)					
Pitt	— FG Reed 21					

**NEW ENGLAND 28, JACKSONVILLE 3**—Tom Brady passed for 3 touchdowns and Willie McGinest registered an NFL-postseason record 4½ sacks as the Patri-

## WILD CARD PLAYOFFS

ots won their NFL-record 10th consecutive postseason game. Brady improved to 10-0 as a postseason starter, and McGinest set a career postseason record with 16 sacks, surpassing Bruce Smith's mark of 14½. Tim Dwight's 27-yard punt return set up Troy Brown's 11-yard touchdown catch on third-and-5. The Jaguars had a 12-play drive just before halftime that culminated with Josh Scobee's 36-yard field goal to pull within 7-3. New England forced a punt to begin the second half, and the offense drove 81 yards in 12 plays, highlighted by Andre' Davis' fumble recovery of Ben Watson's bouncing fumble at the Jaguars' 3, and capped on the next play by Brady's 3-yard touchdown toss to Givens in the back of the end zone. The touchdown marked Givens' sixth consecutive postseason game with a scoring catch, second in NFL history, and two games shy of John Stallworth's record. The Patriots forced another punt, and on third-and-13 Brady completed a short pass to Watson, who broke three tackles en route to a Patriots' postseason-record long 63-yard touchdown for a 21-3 lead with 3:03 left in the third quarter. The Jaguars' drove to the Patriots' 32, but on fourth-and-5, Asante Samuel stepped in front of Byron Leftwich's pass and returned it untouched 73 yards on the first play of the fourth quarter to complete the scoring. Brady was 15 of 27 for 201 yards and 3 touchdowns. Leftwich, making his first start since missing the final five games with an ankle injury, was 18 of 31 for 179 yards, with 1 interception. David Garrard played the final two drives and was 3 of 8 for 68 yards.

<b>Jacksonville</b>	0	3	0	0	—	3
<b>New England</b>	0	7	14	7	—	28
NE	— T. Brown 11 pass from Brady (Vinatieri kick)					
Jax	— FG Scobee 36					
NE	— Givens 3 pass from Brady (Vinatieri kick)					
NE	— Watson 63 pass from Brady (Vinatieri kick)					
NE	— Samuel 73 interception return (Vinatieri kick)					

### 2004

**INDIANAPOLIS 49, DENVER 24**—Peyton Manning passed for 457 yards, the second-most in postseason history. Reggie Wayne had 221 receiving yards, the third-highest mark in postseason annals, on 10 receptions for the Colts. Manning passed for 360 yards and 3 touchdowns in the first half, and the Colts outgained the Broncos 529-338 for the game, and 395-103 in the first half. The Colts scored 7 touchdowns in 10 possessions, punting twice, and driving at least 75 yards four times. Manning's 1-yard sneak with 38 seconds left in the half capped a 75-yard drive and gave the Colts a 35-3 halftime lead. The Broncos scored on their first three possessions of the second half, but got no closer than 18 points. The Broncos pulled within 42-24 on Tatum Bell's 1-yard run with 7:45 to play, but Manning completed a 22-yard pass to Dallas Clark on third-and-4 to set up Dominic Rhodes' 2-yard run with 2:02 remaining. Manning was 27 of 33 for 457 yards and 4 touchdowns, with 1 interception. Wayne had 10 catches for 221 yards, and Clark added 6 catches for 112 yards. Jake Plummer was 24 of 34 for 284 yards and 2 touchdowns, with 1 interception.

<b>Denver</b>	0	3	14	7	—	24
<b>Indianapolis</b>	14	21	0	14	—	49
Ind	— Mungro 2 pass from Manning (Vanderjagt kick)					
Ind	— James 1 run (Vanderjagt kick)					
Ind	— Clark 19 pass from Manning (Vanderjagt kick)					
Den	— FG Elam 33					
Ind	— Wayne 35 pass from Manning (Vanderjagt kick)					
Ind	— Manning 1 run (Vanderjagt kick)					
Den	— R. Smith 9 pass from Plummer (Elam kick)					
Den	— Putzier 35 pass from Plummer (Elam kick)					
Ind	— Wayne 43 pass from Manning (Vanderjagt kick)					
Den	— Bell 1 run (Elam kick)					
Ind	— Rhodes 2 run (Vanderjagt kick)					

**NEW YORK JETS 20, SAN DIEGO 17 (OT)**—Doug Brien kicked a 28-yard field goal in overtime as the Jets overcame a game-tying Chargers' touchdown in the final minute of regulation and a missed Chargers' field-goal attempt in overtime to give the Jets their first road postseason victory since 1982. With the game played in a steady rain on a soaked field, Brien missed a 33-yard field-goal attempt in the first quarter as the teams went into the locker room tied 7-7. The Jets scored on their

first possession of the second half when Chad Pennington completed a 47-yard perfectly placed touchdown pass to Santana Moss on a post pattern, just over the outstretched arms of Quentin Jammer and Jerry Wilson, and Brien added a 42-yard field goal, that bounced off the upright and crossbar before going through, on their next possession for a 17-7 lead. Nate Kaeding capped the ensuing possession with a 35-yard field goal with 10:43 to play to pull within 17-10, and the Chargers forced a punt and started from their own 20 with 4:46 left. Antonio Gates had catches of 21 and 44 yards as the Chargers reached the Jets' 1. On third-and-goal, LaDainian Tomlinson was dropped for a 1-yard loss. On fourth-and-goal with 24 seconds left, Brees was chased 20 yards behind the line of scrimmage and lofted a pass into the end zone that fell incomplete. Roughing the passer was called on Eric Barton, placing the ball at the Jets' 1, and Brees completed a touchdown pass to Gates with 11 seconds left to tie the game. The Chargers won the overtime toss, and after an exchange of punts, the Chargers drove 47 yards in 13 plays to set up Kaeding's 40-yard field-goal attempt, which sailed wide right. Pennington completed passes to Moss and Justin McCareins, and LaMont Jordan had a 19-yard run to the Chargers' 15 to set up Brien's game-winning kick with five seconds remaining. Pennington was 23 of 33 for 279 yards and 2 touchdowns, and Moss had 4 catches for 100 yards. Brees was 31 of 42 for 319 yards and 2 touchdowns, with 1 interception.

<b>N.Y. Jets</b>	0	7	10	0	3	—	20
<b>San Diego</b>	0	7	0	10	0	—	17
SD	— McCardell 26 pass from Brees (Kaeding kick)						
NYJ	— Becht 13 pass from Pennington (Brien kick)						
NYJ	— Moss 47 pass from Pennington (Brien kick)						
NYJ	— FG Brien 42						
SD	— FG Kaeding 35						
SD	— Gates 1 pass from Brees (Kaeding kick)						
NYJ	— FG Brien 28						

### 2003

**INDIANAPOLIS 41, DENVER 10**—Peyton Manning passed for 5 touchdowns as the Colts scored on their first seven possessions and avenged a 31-17 home loss to the Broncos two weeks earlier. The Colts took the opening kickoff and drove 70 yards in 6 plays, capped by Brandon Stokley's 31-yard touchdown catch. The Broncos responded with a 8:14 drive that culminated with Jason Elam's 49-yard field goal. The Colts answered with another touchdown, which came when Marvin Harrison made a diving catch at the 30-yard line, and when nobody touched him he got up and ran into the end zone. The Colts scored on all three of their second quarter possessions, highlighted by Manning's 87-yard touchdown pass to Stokley with 1:51 left in the half, and capped by Mike Vanderjagt's 27-yard field goal, which was set up by David Macklin's interception, as the half expired for a 31-3 lead. At halftime Manning was 16 of 18 for 327 yards and 4 touchdowns. Raheem Brock blocked Elam's 46-yard field-goal attempt to begin the second half, and Manning engineered a 12-play, 64-yard drive that ended with Reggie Wayne's 7-yard touchdown catch for a 38-3 lead with 5:19 left in the third quarter. Dwight Freeney forced a fumble by Jake Plummer and Rob Morris recovered to set up Vanderjagt's second field goal with 55 seconds left in the third quarter. Plummer's 7-yard touchdown pass to Rod Smith with 7:04 remaining ended the scoring. The Colts outgained Denver 479-322. Manning was 22 of 26 for 377 yards and 5 touchdowns, for a perfect 158.3 passer rating. Harrison had 7 receptions for 133 yards, and Stokley had 4 for 144. Plummer was 23 of 30 for 181 yards and 1 touchdown, with 2 interceptions.

<b>Denver</b>	3	0	0	7	—	10
<b>Indianapolis</b>	14	17	10	0	—	41
Ind	— Stokley 31 pass from Manning (Vanderjagt kick)					
Den	— FG Elam 49					
Ind	— Harrison 46 pass from Manning (Vanderjagt kick)					
Ind	— Harrison 23 pass from Manning (Vanderjagt kick)					
Ind	— Stokley 87 pass from Manning (Vanderjagt kick)					
Ind	— FG Vanderjagt 27					
Ind	— Wayne 7 pass from Manning (Vanderjagt kick)					
Ind	— FG Vanderjagt 20					
Den	— Smith 7 pass from Plummer (Elam kick)					

**TENNESSEE 20, BALTIMORE 17**—Gary Anderson kicked a 46-yard field goal with 29 seconds left as the Titans snapped a five-game losing streak to the Ravens. Chris Brown's first professional touchdown, on a 6-yard run, capped a 10-play, 67-yard opening drive for the Titans. Tennessee then forced a punt, but two plays later Steve McNair's pass was tipped by Ed Reed and intercepted by Will Demps, who returned it 56 yards for his first-ever NFL touchdown. The Titans drove to the Ravens' 17 early in the second quarter, but Reed intercepted his third-down pass. Baltimore led 10-7 in the middle of the third quarter when McNair lofted a pass down the left sideline. Justin McCareins adjusted to the underthrown ball, caught it near the 15-yard line before racing untouched into the end zone. Samari Rolle intercepted Anthony Wright's pass at the Ravens' 31 with 11:33 left to set up a 45-yard field goal by Anderson for a 17-10 lead with 9:13 to play. The 44-year-old Anderson had not made a field goal longer than 43 yards all season, but surpassed that feat twice in the final 10 minutes of the game. Wright engineered a 9-play, 71-yard drive after Anderson's first field goal and hit Todd Heap with a 35-yard scoring pass with 4:30 left. The Titans got the ball at their own 37 with 2:44 left and drove 35 yards in 8 plays, highlighted by a 13-yard pass to Derrick Mason and an 8-yard run by Eddie George on third-and-1, to set up Anderson's winning kick. The Ravens reached their own 40 before Wright's final pass fell incomplete. McNair was 14 of 23 for 159 yards and 1 touchdown, with 3 interceptions. Wright was 20 of 37 for 214 yards and 1 touchdown, with 2 interceptions.

<b>Tennessee</b>	7	0	7	6	—	20
<b>Baltimore</b>	7	3	0	7	—	17
Tenn	— Brown 6 run (Anderson kick)					
Balt	— Demps 56 interception return (Stover kick)					
Balt	— FG Stover 43					
Tenn	— McCareins 49 pass from McNair (Anderson kick)					
Tenn	— FG Anderson 45					
Balt	— Heap 35 pass from Wright (Stover kick)					
Tenn	— FG Anderson 46					

### 2002

**PITTSBURGH 36, CLEVELAND 33**—The NFL's comeback player of the year, Tommy Maddox, led the Steelers to 29 points in the final 19 minutes to overcome a 17-point deficit. On the game's third play, Kelly Holcomb, starting in place of the injured Tim Couch, connected on an 83-yard pass to Kevin Johnson to set up William Green's 1-yard run. A muffed punt by Antwaan Randle El early in the second quarter was followed on the next play by Holcomb's 32-yard touchdown pass to Dennis Northcutt. Randle El redeemed himself five minutes later with a 66-yard punt return for a touchdown. The Browns led 17-7 at halftime, and when Northcutt returned a punt 59 yards and three plays later caught a 15-yard touchdown pass, the Browns had a 17-point lead with 12:11 left in the third quarter. Maddox engineered touchdown drives of 71 and 65 yards, sandwiched around a Browns' field goal, but Holcomb's 22-yard touchdown pass to Andre' Davis with 10:17 left gave Cleveland a 33-21 lead. Two possessions later, the Steelers drove 77 yards, with the benefit of three Browns defensive penalties, and cut the deficit to 33-28 on Maddox's 5-yard scoring pass to Hines Ward with 3:06 left. Faced with third-and-12 on the ensuing possession, Northcutt dropped Holcomb's pass for what would have been a first down, and the Browns punted. Needing 61 yards with 2:35 remaining, Maddox completed 2 passes each to Plaxico Burress and Ward, and Chris Fuamatu-Ma'afala scored from 3 yards out with 54 seconds left. The Browns reached the Steelers' 45 with seven seconds left, but Andre King could not get out of bounds on a 16-yard reception as time expired, thus denying Cleveland a game-tying field-goal opportunity. Maddox was 30 of 48 for 367 yards and 3 touchdowns, with 2 interceptions. Ward had 11 catches for 104 yards, and Burress added 6 receptions for 100 yards. Holcomb was 26 of 43 for 429 yards and 3 touchdowns, with 1 interception. Johnson had 4 catches for 140 yards.

<b>Cleveland</b>	7	10	7	9	—	33
<b>Pittsburgh</b>	0	7	7	22	—	36
Cle	— Green 1 run (Dawson kick)					



- Cle — Northcutt 32 pass from Holcomb (Dawson kick)
- Pitt — Randle El 66 punt return (Reed kick)
- Cle — FG Dawson 31
- Cle — Northcutt 15 pass from Holcomb (Dawson kick)
- Pitt — Burress 6 pass from Maddox (Reed kick)
- Cle — FG Dawson 24
- Pitt — Tuman 3 pass from Maddox (Reed kick)
- Cle — Andre' Davis 22 pass from Holcomb (pass failed)
- Pitt — Ward 5 pass from Maddox (Reed kick)
- Pitt — Fuamatu-Ma'afala 3 run (Tuman pass from Randle El)

**NEW YORK JETS 41, INDIANAPOLIS 0**—Chad Pennington passed for 3 touchdowns and the Jets' defense permitted just 176 yards to post the first shutout in the franchise's postseason history. The 41-point deficit marked the worst postseason loss in Colts annals. On the Jets' fifth play from scrimmage, Richie Anderson caught a misdirection screen pass from Pennington, and, with a bevy of blockers, Anderson went 56 yards for a touchdown to give the Jets a 7-0 lead. Later in the quarter, Mike Vanderjagt's 41-yard field-goal attempt into the wind fell short, and John Hall responded with a 41-yard field goal from the same spot early in the second quarter. Troy Walters fumbled the ensuing kickoff return, Ray Mickens recovered, and LaMont Jordan scored on a 1-yard run seven plays later to give the Jets a 17-0 lead. Santana Moss' fingertip catch while keeping both feet inbounds for a 4-yard touchdown 37 seconds before halftime increased the lead to 24-0, and Chad Morton ran back the opening kickoff of the second half 70 yards to set up another field goal. The Colts had the ball for just 19:42, and for only 7:44 of the second half. Pennington was 19 of 25 for 222 yards and 3 touchdowns. Jordan rushed for 102 yards and 2 scores. Peyton Manning was 14 of 31 for 137 yards, with 2 interceptions for the Colts.

<b>Indianapolis</b>	0	0	0	0	—	0
<b>N.Y. Jets</b>	7	17	10	7	—	41
NYJ — Anderson 56 pass from Pennington (Hall kick)						
NYJ — FG Hall 41						
NYJ — Jordan 1 run (Hall kick)						
NYJ — Moss 4 pass from Pennington (Hall kick)						
NYJ — FG Hall 39						
NYJ — Baker 3 pass from Pennington (Hall kick)						
NYJ — Jordan 1 run (Hall kick)						

**2001**

**BALTIMORE 20, MIAMI 3**—The Ravens' offense rushed for 226 yards and the Ravens' defense allowed just 9 first downs, 151 total yards, and forced 3 turnovers as the Super Bowl champions won their fifth consecutive postseason game. Tommy Hendricks recovered Jermaine Lewis' fumble on the opening kickoff at the Ravens' 24, but the Dolphins could only manage Olindo Mare's 33-yard field goal. Terry Allen's 4-yard touchdown run capped an 11-play, 90-yard drive and gave the Ravens a 7-3 lead early in the second quarter. The Ravens had a chance to extend the lead just before halftime when Peter Boulware recovered Travis Minor's fumble at the Dolphins' 41, but Matt Stover's 40-yard field-goal attempt hit the left upright. Matt Turk's 44-yard punt pinned the Ravens back to their own 1-yard line midway through the third quarter, but a few nice runs by Allen, and a 45-yard pass from Elvis Grbac to Travis Taylor, set up the duo's 4-yard touchdown to give the Ravens a 14-3 lead. On the ensuing possession, Boulware sacked Jay Fiedler and forced him to fumble. Sam Adams recovered to set up Stover's 35-yard field goal, and Duane Starks' interception at the Ravens' 28 on the next drive led to Stover's 40-yard field goal with 2:01 left to finish the scoring. Grbac was 12 of 18 for 133 yards and 1 touchdown. Allen rushed 25 times for 109 yards.

<b>Baltimore</b>	0	7	7	6	—	20
<b>Miami</b>	3	0	0	0	—	3
Mia — FG Mare 33						
Balt — Allen 4 run (Stover kick)						
Balt — Taylor 4 pass from Grbac (Stover kick)						
Balt — FG Stover 35						
Balt — FG Stover 40						

**OAKLAND 38, N.Y. JETS 24**—Jerry Rice had 9 catches for 183 yards and became the oldest player to catch a postseason touchdown pass in NFL history as the Raiders fought off a late rally to defeat the Jets in the NFL's first-ever prime-time playoff game. The Raiders' first three possessions all ended with Sebastian Janikowski field goals. The Jets' first three possessions also ended with field-goal attempts, but John Hall missed a 45-yard attempt, made a 45-yard attempt, and had a 41-yard attempt blocked by Anthony Dorsett with 3:05 left in the first half. Dorsett's block, and a 29-yard run by Charlie Garner, set up Rich Gannon's 2-yard touchdown pass to Tim Brown with 22 seconds left in the first half to give the Raiders a 16-3 lead. Vinny Testaverde's 17-yard touchdown pass to Wayne Chrebet to open the second half cut the deficit to 16-10, and the Jets moved into Raiders' territory late in the third quarter. But Richie Anderson fumbled, Grady Jackson recovered, and Gannon's 47-yard pass to Rice set up Zack Crockett's 2-yard touchdown run on the first play of the fourth quarter to give Oakland a 24-10 lead. Testaverde's 3-yard touchdown pass to Anderson cut the lead to 24-17, but the Raiders answered, keyed by Jerry Porter's 22-yard catch on third-and-8, with Gannon's 21-yard touchdown pass to Rice. At 39 years old, Rice broke the record held by Pro Football Hall of Fame tight end Jackie Smith, who was 38 years old when he caught a touchdown pass in the Cowboys' 1978 NFC Divisional Playoff Game. Testaverde's 4-yard touchdown pass to Chrebet with 1:56 left cut the lead to 31-24, and the Jets stopped the Raiders on their first two plays to set up third-and-11 from the Raiders' 20 with 1:40 left. However, Garner broke free and raced 80 yards for a game-clinching touchdown with 1:27 remaining. Gannon was 23 of 29 for 294 yards and 2 touchdowns. Garner had 15 carries for 158 yards. Testaverde completed 27 of 41 for 277 yards and 3 touchdowns. Curtis Martin had 16 carries for 106 yards, and wide receiver Laveranues Coles had 8 catches for 123 yards.

<b>N.Y. Jets</b>	0	3	7	14	—	24
<b>Oakland</b>	6	10	0	22	—	38
Oak — FG Janikowski 21						
Oak — FG Janikowski 41						
NYJ — FG Hall 45						
Oak — FG Janikowski 45						
Oak — Brown 2 pass from Gannon (Janikowski kick)						
NYJ — Chrebet 17 pass from Testaverde (Hall kick)						
Oak — Crockett 2 run (Garner run)						
NYJ — Anderson 3 pass from Testaverde (Hall kick)						
Oak — Rice 21 pass from Gannon (Janikowski kick)						
NYJ — Chrebet 4 pass from Testaverde (Hall kick)						
Oak — Garner 80 run (Janikowski kick)						

**2000**

**BALTIMORE 21, DENVER 3**—Rookie Jamal Lewis rushed for 110 yards and 2 touchdowns, and the Ravens' defense permitted the Broncos to cross midfield just once, as the city of Baltimore hosted its first NFL playoff game since 1977. Trent Dilfer completed 2 key passes to Qadry Ismail before Lewis scored on a 1-yard run early in the second quarter to give the Ravens a 7-0 lead. The Broncos responded with their lone sustained drive of the day, but Mike Anderson was stopped for no gain on third-and-1 and Denver settled for Jason Elam's 31-yard field goal with 4:31 remaining in the first half. On the Ravens' next play, Dilfer's short pass deflected off the hands of Lewis and Terrell Buckley before being caught by Shannon Sharpe, who eluded two tacklers and raced 58 yards into the end zone to give the Ravens a 14-3 lead. The Broncos never threatened again, and Lewis' 27-yard scoring run in the third quarter capped the Ravens' victory in the franchise's first postseason game. The Ravens' defense limited the Broncos to just 9 first downs and 42 rushing yards. Dilfer completed 9 of 14 passes for 130 yards and 1 touchdown. Gus Frerotte, who played for the injured Brian Griese, was 13 of 28 for 124 yards, with 1 interception.

<b>Denver</b>	0	3	0	0	—	3
<b>Baltimore</b>	0	14	7	0	—	21
Balt — Ja. Lewis 1 run (Stover kick)						
Den — FG Elam 31						
Balt — Sharpe 58 pass from Dilfer (Stover kick)						
Balt — Ja. Lewis 27 run (Stover kick)						

**MIAMI 23, INDIANAPOLIS 17 (OT)**—Lamar Smith's 17-yard touchdown run around right end 11:26 into overtime capped a remarkable performance and lifted the Dolphins to a come-from-behind victory. Smith rushed for 209 yards, the second most in playoff history, on an NFL-postseason record 40 carries to wear down the Colts' defense and give Miami a 43:40-27:46 time of possession advantage. The Colts led 3-0 early in the second quarter when the Dolphins dropped holder Hunter Smith for a 6-yard loss on a fake field-goal attempt. However, the Colts' defense responded with interceptions on the Dolphins' next two possessions, which resulted in 11 points, capped by Peyton Manning's 17-yard pass to Jerome Pathon to take a 14-0 lead. The Dolphins opened the second half with an 11-play, 70-yard drive, which consisted of 7 carries by Smith, and was capped by Smith's 2-yard touchdown run. The teams exchanged field goals, including a 50-yard kick by Mike Vanderjagt with 4:55 remaining, to give the Colts a 17-10 lead. The Dolphins methodically drove down field, keyed by Jay Fiedler's 19- and 13-yard passes to O.J. McDuffie, and tied the game on Fiedler's third-and-goal pass to Jed Weaver from 9 yards out with 34 seconds remaining. The Colts ran out the clock, and the Dolphins won the overtime coin toss but were forced to punt after gaining one first down. Manning hit Marvin Harrison with a 30-yard pass on the Colts' first play of overtime and the Colts moved the ball into Dolphins' territory. Faced with third-and-12 from the Dolphins' 42, Manning completed an 11-yard pass to Harrison. The Dolphins were offside on the play, but the Colts elected to take the play and allow Vanderjagt to attempt a 49-yard field goal. Vanderjagt's kick missed wide right, and the Dolphins marched 61 yards in 11 plays, capped by Smith dragging Jeff Burris into the end zone on his game-winning run. Fiedler completed 19 of 34 passes for 185 yards and 1 touchdown, with 3 interceptions. Manning was 17 of 32 for 194 yards and 1 touchdown. Edgerrin James had 21 carries for 107 yards.

<b>Indianapolis</b>	3	11	0	3	0	—	17
<b>Miami</b>	0	0	7	10	6	—	23
Ind — FG Vanderjagt 32							
Ind — FG Vanderjagt 26							
Ind — Pathon 17 pass from Manning (Dilger pass from Manning)							
Mia — Smith 2 run (Mare kick)							
Mia — FG Mare 38							
Ind — FG Vanderjagt 50							
Mia — Weaver 9 pass from Fiedler (Mare kick)							
Mia — Smith 17 run							

**1999**

**MIAMI 20, SEATTLE 17**—J.J. Johnson rushed for 86 yards, and his 2-yard scoring run with 4:48 left vaulted the Dolphins past the Seahawks. The Seahawks led 10-3 at halftime, but Dan Marino completed 11- and 27-yard passes to O.J. McDuffie on the opening drive of the second half to set up his tying 1-yard touchdown pass to Oronde Gadsden. Charlie Rogers returned the ensuing kickoff 85 yards for a touchdown, but Olindo Mare's 50-yard field goal late in the quarter trimmed the deficit to 17-13. Faced with third-and-17 from his own 8-yard line with 8:26 remaining, Marino fired a 23-yard completion to Tony Martin. Marino completed a 20-yard pass to Martin and 24-yard pass to Gadsden to set up Johnson's go-ahead 2-yard run. Terrell Buckley's interception at the Seahawks' 42 clinched the victory. The Seahawks failed to cross midfield in the second half. Marino was 17 of 30 for 196 yards and 1 touchdown. Jon Kitna was 14 of 30 for 162 yards and 1 touchdown, with 2 interceptions. The Dolphins' defense recorded 6 sacks and limited the Seahawks to 171 total yards. This was the final game played in the Kingdome, the Seahawks only home since joining the NFL in 1976.

<b>Miami</b>	3	0	10	7	—	20
<b>Seattle</b>	7	3	7	0	—	17
Sea — Dawkins 9 pass from Kitna (Peterson kick)						
Mia — FG Mare 32						
Sea — FG Peterson 50						
Mia — Gadsden 1 pass from Marino (Mare kick)						
Sea — Rogers 85 kickoff return (Peterson kick)						
Mia — FG Mare 50						
Mia — Johnson 2 run (Mare kick)						



## WILD CARD PLAYOFFS

**TENNESSEE 22, BUFFALO 16**—Kevin Dyson received a crossfield lateral from Frank Wycheck and raced 75 yards down the left sideline for a touchdown with three seconds remaining to lift the Titans past the Bills. The Titans' defense permitted just 3 first downs in the first half, and Jevon Kearse sacked Rob Johnson for a safety, as Tennessee took a 12-0 lead into the locker room. Antowain Smith's 44-yard run on the first play of the second half set up his 4-yard scoring jaunt, quickly cutting the deficit to 12-7. Johnson's 37-yard pass to Eric Moulds early in the fourth quarter led to Smith's go-ahead touchdown with 11:08 remaining, but Johnson's 2-point conversion pass attempt fell incomplete. A 16-yard punt return by Isaac Byrd with 6:15 remaining sparked the Titans, and five consecutive carries by Eddie George set up Al Del Greco's 36-yard field goal with 1:48 remaining to give Tennessee a 15-13 lead. With time winding down, Johnson, who lost a shoe on a 3-yard scramble, completed a 9-yard pass to Peerless Price with 20 seconds left to set up Steve Christie's go-ahead 41-yard field goal with 16 seconds remaining. Lorenzo Neal fielded Christie's ensuing kickoff at the Titans' 24, ran a yard, and handed the ball to Wycheck, who began running to his right, stopped, and threw across the field to a wide-open Dyson, who had a wall of blockers and streaked 75 yards untouched for the game's final points. McNair was 13 of 24 for 76 yards, with 1 interception. George had 29 carries for 106 yards.

<b>Buffalo</b>	0	0	7	9	—	16
<b>Tennessee</b>	0	12	0	10	—	22
Tenn — Safety, Kearse sacked Johnson in end zone						
Tenn — McNair 1 run (Del Greco kick)						
Tenn — FG Del Greco 40						
Buff — Smith 4 run (Christie kick)						
Buff — Smith 1 run (pass failed)						
Tenn — FG Del Greco 36						
Buff — FG Christie 41						
Tenn — Dyson 75 kickoff return lateral from Wycheck (Del Greco kick)						

### 1998

**JACKSONVILLE 25, NEW ENGLAND 10**—Fred Taylor rushed for 162 yards, the most in the postseason by a rookie since Timmy Smith in Super Bowl XXII, and scored a touchdown as the Jaguars reached the divisional playoffs for the second time in the franchise's four seasons. The Jaguars scored on two of their first three possessions, the second keyed by Taylor's 46-yard run, to take a 6-0 lead. Taylor reversed field on a 21-yard gain before sprinting 13 yards for a touchdown in the second quarter to give the Jaguars a 12-0 halftime lead. The Jaguars' defense forced 7 punts in the first half, as Jacksonville had more first downs (12-1) and total yards (199-54). The Patriots retaliated with a 17-play, 85-yard scoring drive that took 8:48 off the clock on their first possession of the second half, capped by Robert Edwards' 1-yard run. Adam Vinatieri's field goal on the next drive cut the deficit to 12-10, but Mark Brunell, who missed the previous three games with an ankle injury, needed just six plays to respond, lofting a 37-yard touchdown pass to a diving Jimmy Smith to give the Jaguars a 19-10 lead with 12:24 remaining in the game. Tony Brackens recovered a fumble and sacked Scott Zolak on fourth down to set up 2 late Mike Hollis field goals as the Patriots never crossed midfield the remainder of the game. Brunell was 14 of 34 for 161 yards and 1 touchdown. Zolak, who started in place of injured Drew Bledsoe, was 21 of 44 for 190 yards, with 1 interception. The Jaguars' defense limited the Patriots to 35 rushing yards on 19 carries.

<b>New England</b>	0	0	7	3	—	10
<b>Jacksonville</b>	6	6	0	13	—	25
Jax — FG Hollis 35						
Jax — FG Hollis 24						
Jax — Taylor 13 run (run failed)						
NE — Edwards 1 run (Vinatieri kick)						
NE — FG Vinatieri 27						
Jax — Smith 37 pass from Brunell (Hollis kick)						
Jax — FG Hollis 34						
Jax — FG Hollis 21						

**MIAMI 24, BUFFALO 17**—Trace Armstrong sacked Doug Flutie and forced him to fumble at the Dolphins' 3-yard line with nine seconds left to preserve Miami's first postseason victory in four seasons. Flutie completed a

65-yard pass to Eric Moulds on the game's first play, but Terrell Buckley stripped Moulds and Brock Marion recovered. Olindo Mare kicked field goals to finish each of the Dolphins' first 2 possessions. Following the second score, Mare attempted an onside kick, but Buffalo's Dan Brandenburg recovered the ball. Flutie's 37-yard pass to Moulds set up Thurman Thomas' touchdown run to give Buffalo a 7-6 lead. The Bills drove to the Dolphins' 6 late in the half, but Marion intercepted Flutie's pass in the end zone. Dan Marino's 52-yard Hail Mary pass was caught by Oronde Gadsden at the Bills' 9 with six seconds left, but Mare's 26-yard field-goal attempt hit the right upright as the half expired. Karim Abdul-Jabbar's 3-yard run, and Stanley Pritchett's 2-point conversion jaunt, gave the Dolphins a 14-7 lead with 2:32 left in the quarter. However, Flutie's 23-yard pass to Moulds set up the pair's 32-yard touchdown connection to tie the game in the quarter's final minute. Mare's 23-yard field goal gave the Dolphins a 17-14 lead with 9:45 left, and Jerry Wilson forced Andre Reed to fumble and Buckley recovered at the Dolphins' 44 with 8:02 left. The Dolphins burned 4:20 off the clock and scored on Marino's 11-yard touchdown pass to Lamar Thomas. On the following drive, Buffalo reached the Dolphins' 1, but a personal foul penalty on Reed pushed the Bills back and they settled for Steve Christie's field goal with 1:33 left to cut the deficit to 24-17. Sam Madison bobbled the ensuing onside kick, and Buffalo's Curt Schulz recovered at the Bills' 31. The Bills drove to the Dolphins' 5 with 17 seconds left before Shane Burton recovered the fumble that Armstrong forced. Marino was 23 of 34 for 235 yards and 1 touchdown, with 1 interception. Flutie was 21 of 36 for 360 yards and 1 touchdown, with 1 interception. Moulds, who had 9 catches, set an NFL playoff record with 240 receiving yards.

<b>Buffalo</b>	0	7	7	3	—	17
<b>Miami</b>	3	3	8	10	—	24
Mia — FG Mare 31						
Mia — FG Mare 40						
Buff — Thomas 1 run (Christie kick)						
Mia — Abdul-Jabbar 3 run (Pritchett run)						
Buff — Moulds 32 pass from Flutie (Christie kick)						
Mia — FG Mare 23						
Mia — Thomas 12 pass from Marino (Mare kick)						
Buff — FG Christie 33						

### 1997

**NEW ENGLAND 17, MIAMI 3**—Todd Collins returned an interception for a touchdown, and Chris Slade's interception set up another as the Patriots' defense permitted just 10 first downs and 162 total yards. Each team punted twice before Collins and Lawyer Milloy stopped Karim Abdul-Jabbar on fourth-and-1 from the Patriots' 39 late in the first quarter. The Patriots reached the Dolphins' 31, but Adam Vinatieri's 48-yard field-goal attempt sailed wide left, keeping the game scoreless. Slade intercepted Dan Marino three plays later, returning the ball to the Dolphins' 29 to set up Drew Bledsoe's 24-yard touchdown pass to Troy Brown. The Patriots had the only other scoring opportunity of the first half, but Vinatieri pushed a 47-yard field-goal attempt wide right in the final minute. Collins' interception was on the second play of the second half to give the Patriots a 14-0 lead, and, after forcing a punt, Vinatieri capped a 15-play, 66-yard drive with a field goal. Corey Harris returned the kickoff 47 yards to set up Olindo Mare's 38-yard field goal nine seconds into the fourth quarter. Harris recovered the ensuing onside kick, however, Chris Canty forced Marino to fumble on the next play, Slade recovered, and the Dolphins never got inside the Patriots' 43 on their final three possessions. Bledsoe was 16 of 32 for 139 yards and 1 touchdown. Marino was 17 of 43 for 141 yards, with 2 interceptions. Derrick Cullors, who rushed for 101 yards during the season, gained 86 yards on 22 carries in place of injured Curtis Martin. The Dolphins are 0-6 in road playoff games since 1972, and, for the first time ever, lost to a team three times in one season.

<b>Miami</b>	0	0	0	3	—	3
<b>New England</b>	0	7	10	0	—	17
NE — Brown 24 pass from Bledsoe (Vinatieri kick)						
NE — Collins 40 interception return (Vinatieri kick)						
NE — FG Vinatieri 22						
Mia — FG Mare 38						

**DENVER 42, JACKSONVILLE 17**—Terrell Davis rushed for 184 yards and 2 touchdowns in three quarters as the Broncos avenged last season's playoff loss to the Jaguars. The Broncos marched 73 yards on 15 plays and consumed nearly half the first quarter on their opening possession, capped by Davis' 2-yard touchdown run. John Elway hit Rod Smith with a 43-yard touchdown pass on their next possession, and Davis capped a 92-yard drive on the following possession with a 5-yard run to take a 21-0 lead early in the second quarter. The third possession saw Elway complete passes to Smith, Willie Green, and Smith again on third-and-6, -9, and -13 situations. The Jaguars used a 34-yard pass interference penalty on Darrien Gordon at the Broncos' 4 to set up Natrone Means' 2-yard touchdown run. Reggie Barlow returned the second half's opening kickoff 58 yards to the Broncos' 27, but the Jaguars settled for Mike Hollis' 38-yard field goal to cut the deficit to 21-10. Four minutes later, Travis Davis plucked the ball out of the air, before Mike Horan could punt the ball, and scampered 29 yards for a touchdown. On their next possession the Jaguars drove to the Broncos' 16, but Mark Brunell fumbled the snap and Allen Aldridge recovered. Davis responded with a 59-yard run two plays after the fumble late in the third quarter, but bruised his ribs when he was tackled and did not return. Derek Loville replaced Davis and scored on Denver's next possession on a 25-yard run to give the Broncos a 28-17 cushion. Loville's 44-yard run later in the quarter led to his 8-yard touchdown run with 3:43 left, and Vaughn Lebrun added a 6-yard run with 1:11 remaining. Elway was 16 of 24 for 223 yards and 1 touchdown. Loville gained 103 yards on 11 carries and, combined with Davis' 184 yards, became the third duo in playoff history to gain at least 100 yards in a game. Brunell was 18 of 32 for 203 yards with 1 interception for the Jaguars. The Broncos more than doubled the Jaguars in first downs (28-14), total yards (511-237), and time of possession (40:31-19:29).

<b>Jacksonville</b>	0	7	10	0	—	17
<b>Denver</b>	14	7	0	21	—	42
Den — Te. Davis 2 run (Elam kick)						
Den — R. Smith 43 pass from Elway (Elam kick)						
Den — Te. Davis 5 run (Elam kick)						
Jax — Means 2 run (Hollis kick)						
Jax — FG Hollis 38						
Jax — Tr. Davis 29 return of blocked punt (Hollis kick)						
Den — Loville 25 run (Elam kick)						
Den — Loville 8 run (Elam kick)						
Den — Hebron 6 run (Elam kick)						

### 1996

**PITTSBURGH 42, INDIANAPOLIS 14**—Jerome Bettis scored 2 touchdowns, and the Steelers' defense permitted just 8 first downs, 146 yards, and compiled 4 sacks as they advanced to play the New England Patriots. The Colts led 14-13 at halftime on the strength of Eugene Daniel's 59-yard interception return and a 48-yard pass play from Jim Harbaugh to Marvin Harrison. The Steelers opened the second half with a 9:30 drive, with Bettis' first touchdown capping the 16-play march. Late in the third quarter, Carnell Lake forced Marshall Faulk to fumble and recovered the ball at the Colts' 18-yard line. Bettis scored his second touchdown moments later, and the rout was on. Pittsburgh scored a postseason-team record 42 points while totaling 407 yards and controlling the ball for 37:36. Bettis, who eleven times during the regular season broke the 100-yard rushing barrier, had 25 carries for 102 yards.

<b>Indianapolis</b>	0	14	0	0	—	14
<b>Pittsburgh</b>	10	3	8	21	—	42
Pitt — FG N. Johnson 29						
Pitt — Stewart 1 run (N. Johnson kick)						
Pitt — FG N. Johnson 50						
Ind — Daniel 59 interception return (Blanchard kick)						
Ind — Bailey 9 pass from Harbaugh (Blanchard kick)						
Pitt — Bettis 1 run (Farguhar pass from Stewart)						
Pitt — Bettis 1 run (N. Johnson kick)						
Pitt — Witman 31 run (N. Johnson kick)						
Pitt — Stewart 3 run (N. Johnson kick)						

**JACKSONVILLE 30, BUFFALO 27**—Mike Hollis' third field goal, a 45-yard boot that caromed off the right up-

right before going through with 3:07 remaining, gave Jacksonville a playoff victory in its first-ever postseason game. The second-year franchise also pinned the Bills with their first-ever postseason home loss, after having won their first nine playoff games at Rich Stadium. Thurman Thomas scored two first-half touchdowns, but Jacksonville got a defensive touchdown from Clyde Simmons and a 30-yard run by Natrone Means. The teams entered the fourth-quarter tied 20-20 when Buffalo's Jeff Burris intercepted Mark Brunell's tipped pass and raced 38 yards to give the Bills a 27-20 advantage 43 seconds into the final quarter. The Jaguars put a 10-play, 65-yard drive together, keyed by 2 receptions by Keenan McCardell and a fourth-and-1 conversion by Means, to tie the game on Jimmy Smith's 2-yard pass with 8:40 remaining. On the ensuing possession, Chris Hudson sacked a scrambling Jim Kelly, forcing him to fumble and injuring him on the play. Aaron Beasley recovered the ball at the Jaguars' 41 with 7:13 left. Facing third-and-7 from the Bills' 41, Brunell hit McCardell with an 11-yard passing play to set up Hollis' winning kick. Todd Collins replaced the injured Kelly on Buffalo's final two possessions, but the Bills could not move the ball. Means carried 31 times for 175 yards, with 21 carries coming in the second half as the Jaguars won the time of possession battle (33:06-26:54) and total yards (409-308).

<b>Jacksonville</b>	10	7	3	10	—	30
<b>Buffalo</b>	14	3	3	7	—	27
Buff	— Thomas 7 pass from Kelly (Christie kick)					
Jax	— Simmons 20 interception return (Hollis kick)					
Buff	— Thomas 2 run (Christie kick)					
Jax	— FG Hollis 27					
Jax	— Means 30 run (Hollis kick)					
Buff	— FG Christie 33					
Buff	— FG Christie 47					
Jax	— FG Hollis 24					
Buff	— Burris 38 interception return (Christie kick)					
Jax	— Smith 2 pass from Brunell (Hollis kick)					
Jax	— FG Hollis 45					

**1995**

**INDIANAPOLIS 35, SAN DIEGO 20**—Unheralded rookie Zack Crockett rushed for a Colts' playoff-record 147 yards as Indianapolis stunned the defending AFC champions. Crockett, who carried only one time for no yards during the regular season, was in the game because starting running back Marshall Faulk reinjured his knee on the first play from scrimmage, and fullback Roosevelt Potts was out for the season with an injured knee. But the third-round draft choice from Florida State averaged 11.3 yards on his 13 carries against a defense that had allowed only 105.7 rushing yards per game during the regular season. The Chargers, who entered the playoffs with a five-game winning streak, took a 3-0 lead on John Carney's 54-yard field goal 5:32 into the first quarter. The lead changed hands five times after that—once on Crockett's 33-yard touchdown run 1:47 before halftime—until Jim Harbaugh's 42-yard touchdown pass to Sean Dawkins in the final minute of the third quarter put the Colts ahead for good at 21-17. San Diego pulled within 21-20 on Carney's 30-yard field goal with 11:53 to play, but Crockett raced 66 yards for a touchdown on the next play from scrimmage to give Indianapolis a 28-20 lead. Harbaugh's 3-yard touchdown run with 6:55 to play provided the final margin of victory. The Chargers had 429 total yards to Indianapolis' 333, but were victimized by 4 interceptions of quarterback Stan Humphries. Jason Belser had 2 of the thefts, including 1 he returned 33 yards to set up Indianapolis' final touchdown. The Colts' victory was their first in a postseason game since 1971.

<b>Indianapolis</b>	0	14	7	14	—	35
<b>San Diego</b>	3	7	7	3	—	20
SD	— FG Carney 54					
Ind	— Dilger 2 pass from Harbaugh (Blanchard kick)					
SD	— Pupunu 6 pass from Humphries (Carney kick)					
Ind	— Crockett 33 run (Blanchard kick)					
SD	— Jefferson 11 pass from Humphries (Carney kick)					
Ind	— Dawkins 42 pass from Harbaugh (Blanchard kick)					
SD	— FG Carney 30					

Ind — Crockett 66 run (Blanchard kick)  
 Ind — Harbaugh 3 run (Blanchard kick)

**BUFFALO 37, MIAMI 22**—Thurman Thomas ran for 158 yards and 1 touchdown as the Bills routed the Dolphins. Buffalo amassed an NFL postseason-record 341 yards on the ground, averaging 6.6 yards per carry. Reserve running back Darick Holmes gained 87 yards, and seldom-used third-stringer Tim Tindale added 68 yards on only 4 carries, one a 44-yard touchdown. The Bills marched 58 yards to Thomas' 1-yard touchdown run the first time they had the ball, and they never looked back, building a 24-0 advantage by the intermission and leading 27-0 before Miami could score. Buffalo finished with 536 total yards, and combined with the Dolphins' 502 to set another postseason record of 1,038 yards total offense in the game. Most of Miami's yardage came long after the issue was decided, however. Quarterback Dan Marino completed 33 of 64 passes for 422 yards and 2 touchdowns, but was intercepted 3 times. Wide receiver O.J. McDuffie caught 11 passes for 154 yards. For the Bills, Steve Tasker caught 5 passes for a career-high 108 yards. Tasker, a special-teams player most of his 11-year career, was thrust into the lineup at wide receiver because of injuries to others this season. He had 3 catches for 45 yards on Buffalo's opening drive.

<b>Miami</b>	0	0	0	22	—	22
<b>Buffalo</b>	10	14	3	10	—	37
Buff	— Thomas 1 run (Christie kick)					
Buff	— FG Christie 48					
Buff	— Holmes 21 run (Christie kick)					
Buff	— Tasker 37 pass from Kelly (Christie kick)					
Buff	— FG Christie 23					
Mia	— McDuffie 5 pass from Marino (Stoyanovich kick)					
Buff	— Tindale 44 run (Christie kick)					
Mia	— Hill 45 pass from Marino (Stoyanovich kick)					
Buff	— FG Christie 42					
Mia	— Kirby 1 run (McDuffie pass from Marino)					

**1994**

**CLEVELAND 20, NEW ENGLAND 13**—Vinny Testaverde threw for 268 yards and 1 touchdown and the Browns survived a late scare to beat the Patriots. After Matt Stover's 21-yard field goal with 3:36 remaining gave Cleveland a 20-10 advantage, the Patriots marched from their own 22-yard line to the Browns' 15. The drive stalled there, and Matt Bahr trimmed New England's deficit to seven points with a 33-yard field goal at the 1:30 mark. The Patriots recovered the ensuing onside kick and picked up a first down before four consecutive incompletions from their 48-yard line ended their comeback hopes. Testaverde completed 20 of 30 passes for the Browns, including a 5-yard touchdown to Mark Carrier in the second quarter. Michael Jackson caught 7 passes for 122 yards. Drew Bledsoe completed only 21 of 50 passes for 235 yards for New England and was intercepted 3 times.

<b>New England</b>	0	10	0	3	—	13
<b>Cleveland</b>	3	7	7	3	—	20
Cle	— FG Stover 30					
NE	— Thompson 13 pass from Bledsoe (Bahr kick)					
Cle	— Carrier 5 pass from Testaverde (Stover kick)					
NE	— FG Bahr 23					
Cle	— Hoard 10 run (Stover kick)					
Cle	— FG Stover 21					
NE	— FG Bahr 33					

**MIAMI 27, KANSAS CITY 17**—Dan Marino threw 2 touchdown passes and the Dolphins' defense forced a pair of critical turnovers in the fourth quarter to preserve the victory. A wild first half ended in a 17-17 tie after Marino and Chiefs quarterback Joe Montana each had three possessions (excluding a Kansas City kneelown on the final play) and produced a pair of touchdowns and a field goal. Marino picked up in the third quarter where he left off, directing a 64-yard touchdown drive following the second-half kickoff. He capped the six-play march with a 7-yard touchdown pass to Irving Fryar. Late in the quarter, Pete Stoyanovich kicked a 40-yard field goal to give Miami a 10-point lead, and the Dolphins' defense then took over. Cornerback J.B. Brown intercepted Montana at the goal line early in the fourth quarter, and safety Michael Stewart wrestled the

ball from Kansas City running back Marcus Allen at Miami's 34-yard line with 7:31 left. Miami held onto the ball for nearly six minutes after that. Marino completed 22 of 29 passes for 257 yards for the Dolphins. Montana was 26 of 37 for 314 yards for the Chiefs. Kansas City running back Kimble Anders caught 6 passes for 103 yards, including a 57-yard touchdown.

<b>Kansas City</b>	14	3	0	0	—	17
<b>Miami</b>	7	10	10	0	—	27
KC	— Walker 1 pass from Montana (Elliot kick)					
Mia	— Parmalee 1 run (Stoyanovich kick)					
KC	— Anders 57 pass from Montana (Elliot kick)					
Mia	— FG Stoyanovich 40					
KC	— FG Elliot 21					
Mia	— R. Williams 1 pass from Marino (Stoyanovich kick)					
Mia	— Fryar 7 pass from Marino (Stoyanovich kick)					
Mia	— FG Stoyanovich 40					

**1993**

**KANSAS CITY 27, PITTSBURGH 24**—Nick Lowery kicked a 32-yard field goal 11:03 into overtime to give the Chiefs the come-from-behind victory. Kansas City rallied from a 10-point halftime deficit to tie the game at 17-17 in the fourth quarter, only to fall behind again before forcing the extra session when Joe Montana threw a 7-yard touchdown pass to Tim Barnett with 1:43 remaining in regulation. That came four plays after the Chiefs' Keith Cash blocked a punt and teammate Fred Jones returned it 31 yards to the Steelers' 9-yard line. Two running plays and an incomplete pass netted only 2 yards, but Montana teamed with Barnett on fourth down. Pittsburgh led 17-7 at intermission largely on the strength of 2 touchdown passes from Neil O'Donnell, the second of which was a 26-yard strike to Ernie Mills 18 seconds before halftime. That came six plays after the Steelers stopped Kansas City on downs near midfield. Lowery's 23-yard field goal and Marcus Allen's 2-yard run 6:02 into the fourth quarter tied the game, but Pittsburgh answered with a 74-yard drive capped by O'Donnell's 22-yard pass to tight end Eric Green to take back the lead. The Chiefs had a chance to win the game in regulation, forcing the Steelers to punt just 29 seconds after Barnett's touchdown catch. Montana quickly directed a 47-yard drive, setting up Lowery's 43-yard field-goal try in the closing seconds, but the kick was wide right. The teams exchanged punts in overtime, then Kansas City drove 66 yards in 11 plays to win it. Montana started slowly, completing only 1 of his first 8 passes, but wound up 28 of 43 for 276 yards. Backup Dave Krieg subbed briefly when Montana hurt his ribs in the first quarter, and completed his only pass attempt for a 23-yard touchdown to J.J. Birden. O'Donnell completed 23 of 42 attempts for 286 yards and 3 touchdowns. Pittsburgh nose tackle Gerald Williams had 3 sacks. There were no turnovers in the game.

<b>Pittsburgh</b>	7	10	0	7	0	—	24
<b>Kansas City</b>	7	0	3	14	3	—	27
Pitt	— Cooper 10 pass from O'Donnell (Anderson kick)						
KC	— Birden 23 pass from Krieg (Lowery kick)						
Pitt	— FG Anderson 30						
Pitt	— Mills 26 pass from O'Donnell (Anderson kick)						
KC	— FG Lowery 23						
KC	— Allen 2 run (Lowery kick)						
Pitt	— Green 22 pass from O'Donnell (Anderson kick)						
KC	— Barnett 7 pass from Montana (Lowery kick)						
KC	— FG Lowery 32						

**LOS ANGELES RAIDERS 42, DENVER 24**—Napoleon McCallum rushed for 3 second-half touchdowns to decide what began as a shootout between quarterbacks Jeff Hostetler and John Elway. A wild first half ended in a 21-21 tie after the Raiders' Hostetler and the Broncos' Elway each traded 3 touchdown passes. But field position played a big role early in the third quarter: Los Angeles pinned Denver deep in its territory with a Jeff Gossett punt that was downed inside the 5, and moments later the Raiders took over at the Broncos' 35 after a short punt by Tom Rouen. Three plays later, McCallum turned a third-and-1 into a touchdown, scampering 26 yards—the team's longest run from scrimmage all year—for the score that put Los Angeles ahead for

## WILD CARD PLAYOFFS

good with 8:08 left in the period. Another short punt set up McCallum's 2-yard touchdown run at the 4:27 mark; the key play on the 52-yard drive was Hostetler's 33-yard completion to tight end Ethan Horton. After the Broncos closed within 35-24 early in the fourth quarter, the Raiders put the game out of reach with a time-consuming, 76-yard drive that culminated in McCallum's 1-yard run with 6:43 remaining in the game. McCallum finished with 81 yards on 13 carries and tied an NFL post-season record with his 3 touchdowns. Hostetler averaged better than 15 yards per attempt, throwing for 294 yards while completing 13 of 19 passes. James Jett had 111 yards on just 3 receptions, including a difficult over-the-shoulder grab to complete a 54-yard touchdown in the second quarter. Elway completed 29 of 47 passes for 302 yards. Tight end Shannon Sharpe tied a post-season record with 13 catches for 156 yards. The two teams combined for 814 total yards.

**Denver** 7 14 0 3 — 24  
**L.A. Raiders** 14 7 14 7 — 42

Raid — Horton 9 pass from Hostetler (Jaeger kick)  
 Den — Sharpe 23 pass from Elway (Elam kick)  
 Raid — Brown 65 pass from Hostetler (Jaeger kick)  
 Den — R. Johnson 16 pass from Elway (Elam kick)  
 Raid — Jett 54 pass from Hostetler (Jaeger kick)  
 Den — Russell 6 pass from Elway (Elam kick)  
 Raid — McCallum 26 run (Jaeger kick)  
 Raid — McCallum 2 run (Jaeger kick)  
 Den — FG Elam 33  
 Raid — McCallum 1 run (Jaeger kick)

### 1992

**BUFFALO 41, HOUSTON 38**—Frank Reich threw 4 second-half touchdown passes and Steve Christie kicked a 32-yard field goal 3:06 into overtime as the Bills mounted the greatest comeback in NFL history to stun the Oilers. Houston led 35-3 after Warren Moon threw 4 first-half touchdown passes and safety Bubba McDowell returned an interception 58 yards for a score 1:41 into the third quarter. Then Reich, who as a collegian had rallied Maryland from a 31-0 halftime deficit to a 42-40 victory over Miami, began the dramatic rally by engineering a 50-yard drive capped by Kenneth Davis' 1-yard run with 8:54 left in the third quarter. Christie recovered his ensuing outside kickoff and Reich's 38-yard touchdown pass four plays later made it 35-17. After a short punt by the Oilers, Reich took only four more plays to march his team 59 yards to a touchdown on his 26-yard pass to Andre Reed. Houston's next possession ended in an interception by Buffalo safety Henry Jones, which set up Reich's 18-yard pass to Reed, the Bills' fourth touchdown in a span of 6:54. It stayed 35-31 until late in the game, when Buffalo drove 74 yards in seven plays. The drive was capped by Reed's third touchdown, a 17-yard throw from Reich that gave the Bills the lead for the first time. Moon rallied the Oilers for a short field goal with 12 seconds left in regulation to tie the score, but was intercepted by cornerback Nate Odomes on the first possession of overtime. Odomes' 2-yard return and a 15-yard facemask penalty on Houston wide receiver Haywood Jeffries positioned Buffalo for the winning field goal three plays later. Reich, substituting for injured starter Jim Kelly, completed 21 of 34 passes for 289 yards, including 8 for 136 yards to Reed. Moon, who was 19 of 22 as the Oilers built their first-half advantage, finished 36 of 50 for 371 yards. Ernest Givins caught 9 passes for 117 yards and Jeffries had 8 receptions for 98 yards and 2 touchdowns. Previously, the largest deficit any NFL team had overcome to win was 28 points, when the 49ers rallied to a 38-35 victory over the Saints after trailing 35-7 in 1980. The largest post-season comeback came when the Lions erased a 27-7 deficit to the 49ers to win 31-27 in a Western Conference playoff in 1957.

**Houston** 7 21 7 3 0 — 38  
**Buffalo** 3 0 28 7 3 — 41

Hou — Jeffries 3 pass from Moon (Del Greco kick)  
 Buff — FG Christie 36  
 Hou — Slaughter 7 pass from Moon (Del Greco kick)  
 Hou — Duncan 26 pass from Moon (Del Greco kick)  
 Hou — Jeffries 27 pass from Moon (Del Greco kick)  
 Hou — McDowell 58 interception return (Del Greco kick)  
 Buff — K. Davis 1 run (Christie kick)

Buff — Beebe 38 pass from Reich (Christie kick)  
 Buff — Reed 26 pass from Reich (Christie kick)  
 Buff — Reed 18 pass from Reich (Christie kick)  
 Buff — Reed 17 pass from Reich (Christie kick)  
 Hou — FG Del Greco 26  
 Buff — FG Christie 32

**SAN DIEGO 17, KANSAS CITY 0**—Marion Butts broke a scoreless tie with a 54-yard touchdown run in the third quarter and the Chargers ground out a victory over the Chiefs. San Diego, whose lone loss over the final 12 weeks of the regular season came against Kansas City, rushed for 192 yards while limiting the Chiefs to 61. Butts had 119 yards on 15 carries, including his scoring run with 5:53 left in the third quarter. On Kansas City's next possession, Chargers defensive tackle Blaise Winter tipped a Dave Krieg pass, and end Leslie O'Neal intercepted it to set up John Carney's 34-yard field goal. San Diego put the game away in the fourth quarter with a 10-play, 90-yard drive capped by Steve Hendrickson's 5-yard touchdown run with 4:57 left in the game. Hendrickson, a linebacker who doubles as a blocking back in goal-line situations, carried for the first time all year. The Chargers' defense did the rest, limiting the Chiefs to 251 total yards. Krieg passed for 233 yards, but completed only 16 of 34 attempts, was sacked 7 times, and was intercepted twice. San Diego defensive end Burt Grossman had 2½ sacks, while O'Neal and tackle Shawn Lee added 2 each.

**Kansas City** 0 0 0 0 — 0  
**San Diego** 0 0 10 7 — 17

SD — Butts 54 run (Carney kick)  
 SD — FG Carney 34  
 SD — Hendrickson 5 run (Carney kick)

### 1991

**HOUSTON 17, NEW YORK JETS 10**—The Oilers' defense stopped the Jets inside Houston's 5-yard line twice in the second half to preserve the Oilers' victory. Houston built a 14-10 halftime lead on 2 scoring passes from Warren Moon to Ernest Givins (5 and 20 yards). The Jets embarked on an eight-minute drive to open the second half, but they were denied by Bubba McDowell's interception at the 2-yard line. Trailing 17-10 in the fourth quarter, New York drove to the Houston 3. Needing a yard for a first down, the Jets were stopped for no gain on both third and fourth down.

**N.Y. Jets** 0 10 0 0 — 10  
**Houston** 7 7 0 3 — 17

Hou — Givins 5 pass from Moon (Del Greco kick)  
 NYJ — Toon 10 pass from O'Brien (Allegre kick)  
 Hou — Givins 20 pass from Moon (Del Greco kick)  
 NYJ — FG Allegre 33  
 Hou — FG Del Greco 53

**KANSAS CITY 10, LOS ANGELES RAIDERS 6**—The Chiefs' defense forced 6 turnovers to hold off the Raiders. Kansas City intercepted 4 passes, including 2 by Deron Cherry, who returned the second theft 29 yards to the Raiders' 11. One play later, Steve DeBerg hit Fred Jones for an 11-yard touchdown. Trailing 10-6, the Raiders drove to the Chiefs' 24 in the final minutes, only to commit 4 penalties in a 5-play span and then throw an interception to end the threat.

**L.A. Raiders** 0 3 3 0 — 6  
**Kansas City** 0 7 0 3 — 10  
 KC — F. Jones 11 pass from DeBerg (Lowery kick)  
 Raid — FG Jaeger 32  
 Raid — FG Jaeger 26  
 KC — FG Lowery 18

### 1990

**CINCINNATI 41, HOUSTON 14**—The Bengals built a 20-0 halftime lead and coasted to the victory. Cincinnati scored 2 touchdowns and 2 field goals in the first half while outgaining Houston 222-36. The Bengals upped their lead to 34-0 in the third quarter on touchdown runs by Eric Ball (3 yards) and Boomer Esiason (10 yards). Esiason's second scoring pass of the day, a 9-yard toss to Eric Kattus, completed the Bengals' scoring. Cincinnati finished with an almost 2-1 advantage in possession time (39:45 to 20:15).

**Houston** 0 0 7 7 — 14  
**Cincinnati** 10 10 14 7 — 41

Cin — Woods 1 run (Breech kick)  
 Cin — FG Breech 27  
 Cin — Green 2 pass from Esiason (Breech kick)  
 Cin — FG Breech 30  
 Cin — Ball 3 run (Breech kick)  
 Cin — Esiason 10 run (Breech kick)  
 Hou — Givins 16 pass from Carlson (Garcia kick)  
 Cin — Kattus 9 pass from Esiason (Breech kick)  
 Hou — Givins 5 pass from Carlson (Garcia kick)

**MIAMI 17, KANSAS CITY 16**—Dan Marino directed two fourth-quarter touchdown drives to rally the Dolphins over the Chiefs. Trailing 16-3, Marino led Miami on a 66-yard drive, capped by a 1-yard scoring pass to Tony Paige, and an 85-yard drive, capped by a 12-yard touchdown pass to Mark Clayton with 2:27 left. Kansas City had a last chance to win, but Nick Lowery's 52-yard field-goal attempt fell short with 49 seconds remaining. Miami's Pete Stoyanovich booted a playoff-record 58-yard field goal in the second quarter.

**Kansas City** 3 7 6 0 — 16  
**Miami** 0 3 0 14 — 17

KC — FG Lowery 27  
 Mia — FG Stoyanovich 58  
 KC — S. Paige 26 pass from DeBerg (Lowery kick)  
 KC — FG Lowery 25  
 KC — FG Lowery 38  
 Mia — T. Paige 1 pass from Marino (Stoyanovich kick)  
 Mia — Clayton 12 pass from Marino (Stoyanovich kick)

### 1989

**PITTSBURGH 26, HOUSTON 23**—Gary Anderson's 50-yard field goal 3:26 into overtime lifted the Steelers over the Oilers. Houston's Warren Moon threw 2 scoring passes to Ernest Givins to give the Oilers a 23-16 fourth-quarter lead. But Pittsburgh answered with an 82-yard drive to tie the game on Merrill Hoge's 2-yard touchdown with 46 seconds left in regulation. In overtime, the Steelers' Rod Woodson recovered a fumble to set up Anderson's winning kick. Moon passed for 315 yards, while Givins had 11 catches for 136 yards.

**Pittsburgh** 7 3 3 10 3 — 26  
**Houston** 0 6 3 14 0 — 23

Pitt — Worley 9 run (Anderson kick)  
 Hou — FG Zendejas 26  
 Hou — FG Zendejas 35  
 Pitt — FG Anderson 25  
 Hou — FG Zendejas 26  
 Pitt — FG Anderson 30  
 Pitt — FG Anderson 48  
 Hou — Givins 18 pass from Moon (Zendejas kick)  
 Hou — Givins 9 pass from Moon (Zendejas kick)  
 Pitt — Hoge 2 run (Anderson kick)  
 Pitt — FG Anderson 50

### 1988

**HOUSTON 24, CLEVELAND 23**—Allen Pinkett scored twice and Warren Moon led a 10-point rally in the fourth quarter in the Oilers' victory. Pinkett gave Houston a 14-3 lead by scoring 2 touchdowns within a 15-second span in the second quarter. After Mike Pagel hit Webster Slaughter to give Cleveland a 16-14 lead, Moon led Houston on a 76-yard drive for the go-ahead touchdown and a short drive for a field goal that proved to be the difference. Moon passed for 213 yards, while Pinkett led all rushers in the game with 82 yards.

**Houston** 0 14 0 10 — 24  
**Cleveland** 3 6 7 7 — 23

Cle — FG Bahr 33  
 Hou — Pinkett 14 pass from Moon (Zendejas kick)  
 Hou — Pinkett 16 run (Zendejas kick)  
 Cle — FG Bahr 26  
 Cle — FG Bahr 28  
 Cle — Slaughter 14 pass from Pagel (Bahr kick)  
 Hou — White 1 run (Zendejas kick)  
 Hou — FG Zendejas 49  
 Cle — Slaughter 2 pass from Pagel (Bahr kick)

### 1987

**HOUSTON 23, SEATTLE 20**—Tony Zendejas kicked a 42-yard field goal 8:05 into overtime to give the Oilers the victory. Seattle forced overtime when Dave Krieg hit



## WILD CARD PLAYOFFS

Steve Largent for a 12-yard touchdown pass with 1:47 left in regulation. Krieg and Largent also hooked up for a 20-yard touchdown in the first quarter. The Oilers dominated statistically, holding a 47:44 to 20:21 time-of-possession advantage and outgaining the Seahawks 437 yards to 250. Warren Moon guided Houston's offense, passing for 273 yards and 1 score.

<b>Seattle</b>	7	3	3	7	0	—	20
<b>Houston</b>	3	10	7	0	3	—	23
Sea	— Largent 20 pass from Krieg (Johnson kick)						
Hou	— FG Zendejas 47						
Hou	— Rozier 1 run (Zendejas kick)						
Hou	— FG Zendejas 49						
Sea	— FG Johnson 33						
Sea	— FG Johnson 41						
Hou	— Drewrey 29 pass from Moon (Zendejas kick)						
Sea	— Largent 12 pass from Krieg (Johnson kick)						
Hou	— FG Zendejas 42						

### 1986

**NEW YORK JETS 35, KANSAS CITY 15**—Pat Ryan passed for 3 touchdowns to lead the Jets to their first home playoff victory since 1968. Trailing 6-0, New York reeled off 28 consecutive points, including 2 scoring passes by Ryan and a 21-yard interception return by linebacker Kevin McArthur on the first play of the second half. Ryan clinched the victory with a 6-yard touchdown pass to Billy Griggs in the fourth quarter. Freeman McNeil ran for 135 yards and scored 2 touchdowns.

<b>Kansas City</b>	6	0	0	9	—	15
<b>N.Y. Jets</b>	7	14	7	7	—	35
KC	— Smith 1 run (kick failed)					
NYJ	— McNeil 1 run (Leahy kick)					
NYJ	— McNeil 1 pass from Ryan (Leahy kick)					
NYJ	— Toon 11 pass from Ryan (Leahy kick)					
NYJ	— McArthur 21 interception return (Leahy kick)					
KC	— Lewis recovered blocked punt in end zone (Lowery kick)					
NYJ	— Griggs 6 pass from Ryan (Leahy kick)					
KC	— Safety, Jennings ran out of end zone					

### 1985

**NEW ENGLAND 26, NEW YORK JETS 14**—The Patriots converted Jets misuses into points to defeat New York. Safety Fred Marion's 26-yard interception set up New England's first touchdown on a 36-yard pass from Tony Eason to Stanley Morgan. Tony Franklin's 20-yard field goal gave the Patriots a 16-7 third-quarter lead, which they upped to 23-7 on the ensuing kickoff when Johnny Rembert returned a Jets fumble 15 yards for a touchdown. Defensive end Garin Veris led the Patriots' defense with 3 sacks and an interception.

<b>New England</b>	3	10	10	3	—	26
<b>N.Y. Jets</b>	0	7	7	0	—	14
NE	— FG Franklin 33					
NYJ	— Hector 11 pass from O'Brien (Leahy kick)					
NE	— FG Franklin 41					
NE	— Morgan 36 pass from Eason (Franklin kick)					
NE	— FG Franklin 20					
NE	— Rembert 15 fumble recovery return (Franklin kick)					
NYJ	— Shuler 12 pass from Ryan (Leahy kick)					
NE	— FG Franklin 26					

### 1984

**SEATTLE 13, LOS ANGELES RAIDERS 7**—The Seahawks used their running game and defense to grind out a victory over the Raiders. Seattle rushed for 205 yards, led by Dan Doornink, who gained 126 on 29 carries. The Seahawks' defense limited the Raiders to 240 total yards, recorded 6 sacks, and forced 3 turnovers. Seattle built a 13-0 lead on a 26-yard scoring pass from Dave Krieg to Daryl Turner and 2 field goals by Norm Johnson, then held off a late charge by Los Angeles.

<b>L.A. Raiders</b>	0	0	0	7	—	7
<b>Seattle</b>	0	7	3	3	—	13
Sea	— Turner 26 pass from Krieg (Johnson kick)					
Sea	— FG Johnson 35					
Sea	— FG Johnson 44					
Raid	— Allen 46 pass from Plunkett (Bahr kick)					

### 1983

**SEATTLE 31, DENVER 7**—Dave Krieg passed for 3 touchdowns to lead the Seahawks over the Broncos.

Seattle broke open a close game with 21 second-half points, including Krieg's scoring passes of 5 yards to Pete Metzelaars and 18 yards to Paul Johns. Krieg, who finished with 12 completions in 13 attempts for 200 yards, also threw a 17-yard touchdown to Steve Largent in the first quarter. Curt Warner added 99 yards on 23 carries for Seattle, which was playing in its first post-season game in franchise history.

<b>Denver</b>	7	0	0	0	—	7
<b>Seattle</b>	7	3	7	14	—	31
Sea	— Largent 17 pass from Krieg (N. Johnson kick)					
Den	— Myles 13 pass from DeBerg (Karlis kick)					
Sea	— FG N. Johnson 37					
Sea	— Metzelaars 5 pass from Krieg (N. Johnson kick)					
Sea	— Johns 18 pass from Krieg (N. Johnson kick)					
Sea	— Hughes 2 run (N. Johnson kick)					

### 1982

**MIAMI 28, NEW ENGLAND 13**—David Woodley completed 16 of 19 passes for 246 yards to lead the Dolphins to their first playoff victory since Super Bowl VIII. Woodley led Miami on touchdown drives of 76, 79, 74, and 62 yards as the Dolphins amassed 448 total yards. Miami rushed for 214 yards, led by Andra Franklin, who ran for 112 yards and 1 touchdown.

<b>New England</b>	0	3	3	7	—	13
<b>Miami</b>	0	14	7	7	—	28
NE	— FG J. Smith 23					
Mia	— Hardy 2 pass from Woodley (von Schamann kick)					
Mia	— Franklin 1 run (von Schamann kick)					
NE	— FG J. Smith 42					
Mia	— Bennett 2 run (von Schamann kick)					
Mia	— Hardy 2 pass from Woodley (von Schamann kick)					
NE	— Hasselbeck 22 pass from Grogan (J. Smith kick)					

**LOS ANGELES RAIDERS 27, CLEVELAND 10**—Jim Plunkett passed for a career-high 386 yards to lead the Raiders over the Browns. Trailing 13-10, Cleveland was poised to take the lead until Raiders defensive end Lyle Alzado forced a fumble deep in Los Angeles territory. The Raiders then drove 89 yards to make it 20-10 on Marcus Allen's second touchdown run of the day. Frank Hawkins' 1-yard scoring run concluded the scoring. The Raiders set a club postseason record with 510 total yards, including 145 total yards by Allen.

<b>Cleveland</b>	0	10	0	0	—	10
<b>L.A. Raiders</b>	3	10	7	7	—	27
Raid	— FG C. Bahr 27					
Cle	— FG M. Bahr 52					
Raid	— Allen 2 run (C. Bahr kick)					
Cle	— Feacher 43 pass from McDonald (M. Bahr kick)					
Raid	— FG C. Bahr 37					
Raid	— Allen 3 run (C. Bahr kick)					
Raid	— Hawkins 1 run (C. Bahr kick)					

**NEW YORK JETS 44, CINCINNATI 17**—Freeman McNeil rushed for 202 yards on 21 carries and threw a 14-yard touchdown to lead the Jets over the Bengals. Following an interception, New York drove 85 yards to a touchdown that gave the Jets their first lead at 17-14. New York blew the game open in the fourth quarter on a 20-yard scoring run by McNeil and Darrol Ray's play-off-record 98-yard interception return. New York's Richard Todd was 20 of 28 for 269 yards.

<b>N.Y. Jets</b>	3	17	3	21	—	44
<b>Cincinnati</b>	14	0	3	0	—	17
Cin	— Curtis 32 pass from Anderson (Breech kick)					
NYJ	— FG Leahy 33					
Cin	— Ross 2 pass from Anderson (Breech kick)					
NYJ	— Gaffney 14 pass from McNeil (Leahy kick)					
NYJ	— Walker 4 pass from Todd (Leahy kick)					
NYJ	— FG Leahy 24					
NYJ	— FG Leahy 47					
Cin	— FG Breech 20					
NYJ	— McNeil 20 run (Leahy kick)					
NYJ	— Ray 98 interception return (Leahy kick)					
NYJ	— Crutchfield 1 run (Leahy kick)					

**SAN DIEGO 31, PITTSBURGH 28**—Dan Fouts led two fourth-quarter touchdown drives to rally the Chargers over the Steelers. Terry Bradshaw threw 2 touchdowns to give Pittsburgh a 28-17 lead. But Fouts answered with an 8-yard scoring strike to Kellen Winslow that made it 28-24. In the final minutes, Fouts guided the Chargers on a 64-yard drive that concluded with his 12-yard touchdown pass to Winslow with 1:00 remaining. Fouts finished with 333 passing yards.

<b>San Diego</b>	3	14	0	14	—	31
<b>Pittsburgh</b>	14	0	7	7	—	28
Pitt	— Ruff fumble recovery in end zone (Anderson kick)					
SD	— FG Benirschke 25					
Pitt	— Bradshaw 1 run (Anderson kick)					
SD	— Brooks 18 run (Benirschke kick)					
SD	— Sievers 10 pass from Fouts (Benirschke kick)					
Pitt	— Cunningham 2 pass from Bradshaw (Anderson kick)					
Pitt	— Stallworth 14 pass from Bradshaw (Anderson kick)					
SD	— Winslow 8 pass from Fouts (Benirschke kick)					
SD	— Winslow 12 pass from Fouts (Benirschke kick)					

### 1981

**BUFFALO 31, NEW YORK JETS 27**—The Bills built a 24-0 lead and then had to hang on to defeat the Jets. After New York cut Buffalo's lead to 24-13, Joe Cribbs raced 45 yards down the right sideline for what proved to be the winning touchdown. New York answered with 2 touchdowns, and in the closing seconds, Richard Todd, who passed for 377 yards on the day, drove the Jets 69 yards to the Bills' 11. But Bill Simpson saved the game for Buffalo with an interception at the Bills' 1 with two seconds remaining.

<b>Buffalo</b>	17	7	0	7	—	31
<b>N.Y. Jets</b>	0	10	3	14	—	27
Buff	— Romes 26 fumble recovery return (Mike-Mayer kick)					
Buff	— Lewis 50 pass from Ferguson (Mike-Mayer kick)					
Buff	— FG Mike-Mayer 29					
Buff	— Lewis 29 pass from Ferguson (Mike-Mayer kick)					
NYJ	— Shuler 30 pass from Todd (Leahy kick)					
NYJ	— FG Leahy 26					
NYJ	— FG Leahy 19					
Buff	— Cribbs 45 run (Mike-Mayer kick)					
NYJ	— B. Jones 30 pass from Todd (Leahy kick)					
NYJ	— Long 1 run (Leahy kick)					

### 1980

**OAKLAND 27, HOUSTON 7**—The Raiders used blind-side blitzes to record 7 sacks and shut out the Oilers over the final three quarters. Houston could muster only a first-quarter touchdown run by Earl Campbell, as the Oilers' offense was thwarted by the Raiders' aggressive pass rush. Oakland's Jim Plunkett threw 2 touchdowns, including a 44-yard bomb to Arthur Whittington that upped the Raiders' lead to 17-7 in the fourth quarter. Lester Hayes intercepted 2 passes, including 1 he returned 20 yards for a touchdown.

<b>Houston</b>	7	0	0	0	—	7
<b>Oakland</b>	3	7	0	17	—	27
Oak	— FG Bahr 47					
Hou	— Campbell 1 run (Fritsch kick)					
Oak	— Christensen 1 pass from Plunkett (Bahr kick)					
Oak	— Whittington 44 pass from Plunkett (Bahr kick)					
Oak	— FG Bahr 37					
Oak	— Hayes 20 interception return (Bahr kick)					

### 1979

**HOUSTON 13, DENVER 7**—The Oilers' defense shut out the Broncos after the first quarter to lead Houston over Denver. The Oilers built a 10-7 halftime lead on a field goal and Earl Campbell's 3-yard touchdown run. But in the second half, both Campbell and quarterback Dan Pastorini were forced out with injuries. The Oilers' defense picked up the slack, stopping the Broncos' final two series with a sack by Curley Culp and a pass deflection by Vernon Perry. Houston finished with 6 sacks.

<b>Denver</b>	7	0	0	0	—	7
<b>Houston</b>	3	7	0	3	—	13



## WILD CARD PLAYOFFS

Hou — FG Fritsch 31  
Den — Preston 7 pass from Morton (Turner kick)  
Hou — Campbell 3 run (Fritsch kick)  
Hou — FG Fritsch 20

### 1978

**HOUSTON 17, MIAMI 9**—The run-oriented Oilers took to the air to defeat the Dolphins. Dan Pastorini completed 20 of 29 passes for 306 yards, including a 13-yard touchdown pass to Tim Wilson that tied the game at 7-7. In the fourth quarter, Pastorini's passes set up Tony Fritsch's tie-breaking 35-yard field goal. Houston clinched the victory with a 50-yard scoring drive, capped by Earl Campbell's 1-yard touchdown run. Houston outgained Miami 455-209.

<b>Houston</b>	7	0	0	10	—	17
<b>Miami</b>	7	0	0	2	—	9

Mia — Tillman 13 pass from Griese (Yepremian kick)  
Hou — T. Wilson 13 pass from Pastorini (Fritsch kick)  
Hou — FG Fritsch 35  
Hou — Campbell 1 run (Fritsch kick)  
Mia — Safety, Pastorini ran out of end zone

## AFC WILD CARD RECORDS

### INDIVIDUAL RECORDS

#### GAMES

##### Most Games Played

- 7 Bryan Barker, Kansas City, 1990-93; Jacksonville, 1996-98
- Bruce Matthews, Houston, 1987-1992; Tennessee, 1999
- Richmond Webb, Miami, 1990, 1994-95, 1997-2000
- Tim Bowens, Miami, 1994-95, 1997-2001
- Tim Ruddy, Miami, 1994-95, 1997-2001
- Marvin Harrison, Indianapolis, 1996, 2000, 2002-04, 2006, 2008

#### SCORING

##### Most Points, Game

- 18 Andre Reed, Buffalo vs. Houston, 1992 (OT) (3-td)
- Napoleon McCallum, L.A. Raiders vs. Denver, 1993 (3-td)

#### TOUCHDOWNS

##### Most Touchdowns, Game

- 3 Andre Reed, Buffalo vs. Houston, 1992 (OT) (3-p)
- Napoleon McCallum, L.A. Raiders vs. Denver, 1993 (3-r)

#### POINTS AFTER TOUCHDOWN

##### Most Points After Touchdown, Game

- 7 Mike Vanderjagt, Indianapolis vs. Denver, 2004

#### FIELD GOALS

##### Most Field Goals Attempted, Game

- 5 Tony Franklin, New England vs. N.Y. Jets, 1985
- Tony Zendejas, Houston vs. Seattle, 1987 (OT)

##### Most Field Goals, Game

- 4 Tony Franklin, New England vs. N.Y. Jets, 1985
- Gary Anderson, Pittsburgh vs. Houston, 1989 (OT)
- Mike Hollis, Jacksonville vs. New England, 1998

##### Longest Field Goal

- 58 Pete Stoyanovich, Miami vs. Kansas City, 1990

#### RUSHING

##### ATTEMPTS

##### Most Attempts, Game

- 40 Lamar Smith, Miami vs. Indianapolis, 2000 (OT)

#### YARDS GAINED

##### Most Yards Gained, Game

- 209 Lamar Smith, Miami vs. Indianapolis, 2000 (OT)

##### Longest Run From Scrimmage

- 80 Charlie Garner, Oakland vs. N.Y. Jets, 2001

#### TOUCHDOWNS

##### Most Touchdowns, Game

- 3 Napoleon McCallum, L.A. Raiders vs. Denver, 1993

#### PASSING

##### ATTEMPTS

##### Most Passes Attempted, Game

- 64 Dan Marino, Miami vs. Buffalo, 1995

#### COMPLETIONS

##### Most Passes Completed, Game

- 36 Warren Moon, Houston vs. Buffalo, 1992 (OT)

##### Highest Completion Percentage, Game (20 att)

- 84.6 Peyton Manning, Indianapolis vs. Denver, 2003 (22-26)

#### YARDS GAINED

##### Most Yards Gained, Game

- 458 Peyton Manning, Indianapolis vs. Denver, 2004

##### Longest Pass Completion

- 87 Peyton Manning (to Brandon Stokley), Indianapolis vs. Denver, 2003

#### TOUCHDOWNS

##### Most Touchdown Passes, Game

- 5 Peyton Manning, Indianapolis vs. Denver, 2003

#### HAD INTERCEPTED

##### Most Attempts Without Interception, Game

- 48 Warren Moon, Houston vs. Pittsburgh, 1989 (OT)

##### Most Passes Had Intercepted, Game

- 4 Richard Todd, N.Y. Jets vs. Buffalo, 1981
- Joe Ferguson, Buffalo vs. N.Y. Jets, 1981
- Todd Marinovich, L.A. Raiders vs. Kansas City, 1991
- Stan Humphries, San Diego vs. Indianapolis, 1995
- Chad Pennington, Miami vs. Baltimore, 2008

#### PASS RECEIVING

##### RECEPTIONS

##### Most Receptions, Game

- 13 Shannon Sharpe, Denver vs. L.A. Raiders, 1993

#### YARDS GAINED

##### Most Yards Gained, Game

- 240 Eric Moulds, Buffalo vs. Miami, 1998

##### Longest Reception

- 87 Brandon Stokley (from Peyton Manning), Indianapolis vs. Denver, 2003

#### INTERCEPTIONS

##### Most Interceptions By, Game

- 2 Accomplished 14 times. Last: Ed Reed, Baltimore vs. Miami, 2008

#### YARDS GAINED

##### Most Yards Gained, Game

- 98 Darrol Ray, N.Y. Jets vs. Cincinnati, 1982

##### Longest Return

- 98 Darrol Ray, N.Y. Jets vs. Cincinnati, 1982

#### TOUCHDOWNS

##### Most Touchdowns, Game

- 1 Accomplished 13 times. Last: Ed Reed, Baltimore vs. Miami, 2008

#### PUNTING

##### Most Punts, Game

- 10 Kyle Richardson, Baltimore vs. Denver, 2000

##### Longest Punt

- 67 Mike Scifres, San Diego vs. Indianapolis, 2008 (OT)

#### AVERAGE YARDAGE

##### Highest Punt Average, Game (4 Punts)

- 52.7 Mike Scifres, San Diego vs. Indianapolis, 2008 (OT)

#### PUNT RETURNS

##### Most Punt Returns, Game

- 7 Carl Roaches, Houston vs. Oakland, 1980
- Reggie Barlow, Jacksonville vs. New England, 1998

#### YARDS GAINED

##### Most Yards Gained, Game

- 84 Carl Roaches, Houston vs. Oakland, 1980

##### Longest Return

- 66 Antwaan Randle El, Pittsburgh vs. Cleveland, 2002

#### TOUCHDOWNS

##### Most Touchdowns, Game

- 1 Antwaan Randle El, Pittsburgh vs. Cleveland, 2002

#### KICKOFF RETURNS

##### Most Kickoff Returns, Game

- 7 David Verser, Cincinnati vs. N.Y. Jets, 1982

#### YARDS GAINED

##### Most Yards Gained, Game

- 159 Charlie Rogers, Seattle vs. Miami, 1999

##### Longest Return

- 96 Maurice Jones-Drew, Jacksonville vs. Pittsburgh, 2007

#### TOUCHDOWNS

##### Most Touchdowns, Game

- 1 Kevin Dyson, Tennessee vs. Buffalo, 1999
- Charlie Rogers, Seattle vs. Miami, 1999

#### TEAM RECORDS

#### GAMES

##### Most Games

- 12 Houston Oilers/Tennessee Titans, 1978-1980, 1987-1992, 1999, 2003, 2007

##### Most Games Won

- 7 Houston Oilers/Tennessee Titans, 1978-79, 1987-88, 1991, 1999, 2003

##### Most Games Lost

- 6 Denver, 1979, 1983, 1993, 2000, 2003-04

#### SCORING

#### POINTS

##### Most Points, Game

- 49 Indianapolis vs. Denver, 2004

## WILD CARD PLAYOFFS

### Fewest Points, Game

- 0 Kansas City vs. San Diego, 1992
- Indianapolis vs. N.Y. Jets, 2002

### Most Points, Both Teams, Game

- 79 Buffalo (41) vs. Houston (38), 1992 (OT)

### Fewest Points, Both Teams, Game

- 16 L.A. Raiders (6) vs. Kansas City (10), 1991

### Most Points, By Quarter

- 1st: 17 Buffalo vs. N.Y. Jets, 1981
- 2nd: 21 Houston vs. Buffalo, 1992
- Indianapolis vs. Denver, 2004
- 3rd: 28 Buffalo vs. Houston, 1992
- 4th: 22 Miami vs. Buffalo, 1995
- Oakland vs. N.Y. Jets, 2001
- Pittsburgh vs. Cleveland, 2002
- OT: 6 Miami vs. Indianapolis, 2000
- San Diego vs. Indianapolis, 2008

### TOUCHDOWNS

#### Most Touchdowns, Game

- 7 Indianapolis vs. Denver, 2004

#### Fewest Touchdowns, Game

- 0 Accomplished 8 times. Last: Tennessee vs. San Diego, 2007

#### Most Touchdowns, Both Teams, Game

- 10 Buffalo (5) vs. Houston (5), 1992 (OT)
- Indianapolis (7) vs. Denver (3), 2004

#### Fewest Touchdowns, Both Teams, Game

- 1 L.A. Raiders (0) vs. Kansas City (1), 1991

### POINTS AFTER TOUCHDOWN

#### Most Points After Touchdowns, Game

- 7 Indianapolis vs. Denver, 2004

#### Most Points After Touchdowns, Both Teams, Game

- 10 Buffalo (5) vs. Houston (5), 1992 (OT)
- Indianapolis (7) vs. Denver (3), 2004

### FIELD GOALS

#### Most Field Goals, Game

- 4 New England vs. N.Y. Jets, 1985
- Pittsburgh vs. Houston, 1989
- Jacksonville vs. New England, 1998

#### Most Field Goals, Both Teams, Game

- 7 Pittsburgh (4) vs. Houston (3), 1989 (OT)

#### Most Field Goals Attempted, Game

- 5 New England vs. N.Y. Jets, 1985
- Houston vs. Seattle, 1987 (OT)

#### Most Field Goals Attempted, Both Teams, Game

- 8 Houston (4) vs. Pittsburgh (4), 1989 (OT)

### FIRST DOWNS

#### Most First Downs, Game

- 30 Pittsburgh vs. Cleveland, 2002

#### Fewest First Downs, Game

- 7 Kansas City vs. Indianapolis, 2006

#### Most First Downs, Both Teams, Game

- 55 San Diego (29) vs. Pittsburgh (26), 1982

#### Fewest First Downs, Both Teams, Game

- 22 Denver (9) vs. Baltimore (13), 2000

### NET YARDS GAINED RUSHING AND PASSING

#### Most Net Yards Gained, Game

- 536 Buffalo vs. Miami, 1995

#### Fewest Net Yards Gained, Game

- 126 Kansas City vs. Indianapolis, 2006

#### Most Net Yards Gained, Both Teams, Game

- 1,038 Buffalo (536) vs. Miami (502), 1995

#### Fewest Net Yards Gained, Both Teams, Game

- 390 Miami (162) vs. New England (228), 1997

### RUSHING

#### ATTEMPTS

##### Most Attempts, Game

- 52 Buffalo vs. Miami, 1995

##### Fewest Attempts, Game

- 11 Seattle vs. Houston, 1987 (OT)

##### Most Attempts, Both Teams, Game

- 76 Seattle (51) vs. L.A. Raiders (25), 1984

##### Fewest Attempts, Both Teams, Game

- 43 Houston (20) vs. N.Y. Jets (23), 1991

### YARDS GAINED

#### Most Yards Gained, Game

- 341 Buffalo vs. Miami, 1995

### Fewest Yards Gained, Game

- 29 Seattle vs. Houston, 1987 (OT)

### Most Yards Gained, Both Teams, Game

- 411 Buffalo (341) vs. Miami (70), 1995

### Fewest Yards Gained, Both Teams, Game

- 127 Cleveland (38) vs. Pittsburgh (89), 2002

### Longest Gain

- 80 Oakland vs. N.Y. Jets, 2001

### TOUCHDOWNS

#### Most Touchdowns, Game

- 5 Pittsburgh vs. Indianapolis, 1996
- Denver vs. Jacksonville, 1997

#### Most Touchdowns, Both Teams, Game

- 6 Denver (5) vs. Jacksonville (1), 1997

### PASSING

#### ATTEMPTS

##### Most Attempts, Game

- 66 Miami vs. Buffalo, 1995

##### Fewest Attempts, Game

- 10 Seattle vs. L.A. Raiders, 1984

##### Most Attempts, Both Teams, Game

- 91 Pittsburgh (48) vs. Cleveland (43), 2002

##### Fewest Attempts, Both Teams, Game

- 37 Seattle (10) vs. L.A. Raiders (27), 1984
- Kansas City (14) vs. L.A. Raiders (23), 1991

### COMPLETIONS

#### Most Passes Completed, Game

- 36 Houston vs. Buffalo, 1992

#### Fewest Passes Completed, Game

- 4 Seattle vs. L.A. Raiders, 1984

#### Most Passes Completed, Both Teams, Game

- 57 Houston (36) vs. Buffalo (21), 1992

#### Fewest Passes Completed, Both Teams, Game

- 18 Seattle (4) vs. L.A. Raiders (14), 1984

### COMPLETION PERCENTAGE

#### Highest Completion Percentage, Game (20 att)

- 83.9 Indianapolis vs. Denver, 2003 (26-31)

#### Lowest Completion Percentage, Game (20 att)

- 34.8 Oakland vs. Houston, 1980 (8-23)

#### Highest Completion Percentage, Both Teams, Game

- 80.3 Indianapolis (83.9) vs. Denver (76.7), 2003 (49-61)

#### Lowest Completion Percentage, Both Teams, Game

- 44.0 Miami (39.5) vs. New England (50.0), 1997 (33-75)

### YARDS GAINED

#### Most Yards Gained, Game

- 454 Indianapolis vs. Denver, 2004

#### Fewest Yards Gained, Game

- 46 Seattle vs. L.A. Raiders, 1984

#### Most Yards Gained, Both Teams, Game

- 752 Cleveland (409) vs. Pittsburgh (343), 2002

#### Fewest Yards Gained, Both Teams, Game

- 152 Tennessee (55) vs. Buffalo (97), 1999

#### Longest Gain

- 87 Indianapolis vs. Denver, 2003

### TOUCHDOWNS

#### Most Touchdowns, Game

- 5 Indianapolis vs. Denver, 2003

#### Most Touchdowns, Both Teams, Game

- 8 Buffalo (4) vs. Houston (4), 1992

### INTERCEPTIONS

#### Most Passes Intercepted By, Game

- 4 Buffalo vs. N.Y. Jets, 1981
- N.Y. Jets vs. Buffalo, 1981
- Kansas City vs. L.A. Raiders, 1991
- Indianapolis vs. San Diego, 1995
- Baltimore vs. Miami, 2008

#### Most Passes Intercepted By, Both Teams, Game

- 8 N.Y. Jets (4) vs. Buffalo (4), 1981

#### Fewest Passes Intercepted By, Both Teams, Game

- 0 Houston vs. Pittsburgh, 1989
- Kansas City vs. Pittsburgh, 1993
- Oakland vs. N.Y. Jets, 2001

### YARDS GAINED

#### Most Yards Gained, Game

- 138 N.Y. Jets vs. Cincinnati, 1982

**Most Yards Gained, Both Teams, Game**

141 Buffalo (79) vs. N.Y. Jets (62), 1981

**Longest Return**

98 N.Y. Jets vs. Cincinnati, 1982

**TOUCHDOWNS**

**Most Touchdowns, Game**

1 Accomplished 13 times. Last: Baltimore vs. Miami, 2008

**PUNTING**

**Most Punts, Game**

10 Baltimore vs. Denver, 2000

**Fewest Punts, Game**

0 N.Y. Jets vs. Cincinnati, 1982  
Indianapolis vs. Denver, 2003

**Most Punts, Both Teams, Game**

19 Baltimore (10) vs. Denver (9), 2000

**Fewest Punts, Both Teams, Game**

2 N.Y. Jets (0) vs. Cincinnati (2), 1982  
Indianapolis (0) vs. Denver (2), 2003

**AVERAGE YARDAGE**

**Highest Punting Average, Game (4 punts)**

52.7 San Diego vs. Indianapolis, 2008 (OT) (6-316)

**Lowest Punting Average, Game (4 punts)**

29.5 Jacksonville vs. Denver, 1997 (4-118)

**Highest Punting Average, Both Teams, Game (4 Punts)**

49.8 San Diego (52.7) vs. Indianapolis (46.8), 2008 (OT)

**Lowest Punting Average, Both Teams, Game (4 Punts)**

28.4 Pittsburgh (25.3) vs. Houston (33.0), 1989 (OT)

**PUNT RETURNS**

**Most Punt Returns, Game**

7 Houston vs. Oakland, 1980  
Jacksonville vs. New England, 1998

**Fewest Punt Returns, Game**

0 Accomplished 21 times. Last: New England vs. N.Y. Jets, 2006

**Most Punt Returns, Both Teams, Game**

13 Houston (7) vs. Oakland (6), 1980

**Fewest Punt Returns, Both Teams, Game**

0 Houston vs. N.Y. Jets, 1991  
Oakland vs. N.Y. Jets, 2001  
Indianapolis vs. Denver, 2003

**YARDS GAINED**

**Most Yards Gained, Game**

84 Houston vs. Oakland, 1980

**Most Yards Gained, Both Teams, Game**

147 Pittsburgh (77) vs. Cleveland (70), 2002

**Longest Return**

66 Pittsburgh vs. Cleveland, 2002

**KICKOFF RETURNS**

**Most Kickoff Returns, Game**

8 Cincinnati vs. N.Y. Jets, 1982  
N.Y. Jets vs. Oakland, 2001  
Indianapolis vs. N.Y. Jets, 2002  
Denver vs. Indianapolis, 2004

**Fewest Kickoff Returns, Game**

0 San Diego vs. Kansas City, 1992

**Most Kickoff Returns, Both Teams, Game**

13 N.Y. Jets (8) vs. Oakland (5), 2001

**Fewest Kickoff Returns, Both Teams, Game**

1 San Diego (0) vs. Kansas City (1), 1992

**YARDS GAINED**

**Most Yards Gained, Game**

210 N.Y. Jets vs. Oakland, 2001

**Most Yards Gained, Both Teams, Game**

0 Houston vs. N.Y. Jets, 1991  
San Diego vs. Kansas City, 1992

**Longest Return**

96 Jacksonville vs. Pittsburgh, 2007

**AFC WILD CARD GAME TOP PERFORMANCES**

**RUSHING YARDS**

209 Lamar Smith, Miami vs. Indianapolis, 2000 (OT)  
202 Freeman McNeil, N.Y. Jets vs. Cincinnati, 1982  
184 Terrell Davis, Denver vs. Jacksonville, 1997  
175 Natrone Means, Jacksonville vs. Buffalo, 1996  
162 Fred Taylor, Jacksonville vs. New England, 1998

**PASSING YARDS**

458 Peyton Manning, Indianapolis vs. Denver, 2004  
429 Kelly Holcomb, Cleveland vs. Pittsburgh, 2002  
422 Dan Marino, Miami vs. Buffalo, 1995  
386 Jim Plunkett, L.A. Raiders vs. Cleveland, 1982  
377 Richard Todd, N.Y. Jets vs. Buffalo, 1981  
377 Peyton Manning, Indianapolis vs. Denver, 2003

**RECEPTIONS**

13 Shannon Sharpe, Denver vs. L.A. Raiders, 1993  
11 Franco Harris, Pittsburgh vs. San Diego, 1982  
11 Ernest Givins, Houston vs. Pittsburgh, 1989 (OT)  
11 O.J. McDuffie, Miami vs. Buffalo, 1995  
11 Hines Ward, Pittsburgh vs. Cleveland, 2002  
10 Ronnie Harmon, San Diego vs. Indianapolis, 1995  
10 Reggie Wayne, Indianapolis vs. Denver, 2004  
10 Hines Ward, Pittsburgh vs. Jacksonville, 2007

**RECEIVING YARDS**

240 Eric Moulds, Buffalo vs. Miami, 1998  
221 Reggie Wayne, Indianapolis vs. Denver, 2004  
183 Jerry Rice, Oakland vs. N.Y. Jets, 2001  
158 Frank Lewis, Buffalo vs. N.Y. Jets, 1981  
156 Shannon Sharpe, Denver vs. L.A. Raiders, 1993



# WILD CARD PLAYOFFS

## NFC WILD CARD PLAYOFF GAMES

Season	Date	Winner (Share)	Loser (Share)	Score	Site	Attendance
2008	Jan. 4	Philadelphia (\$18,000)	Minnesota (\$20,000)	26-14	Minneapolis	61,746
	Jan. 3	Arizona (\$20,000)	Atlanta (\$18,000)	30-24	Glendale	62,848
2007	Jan. 6	N.Y. Giants (\$18,000)	Tampa Bay (\$20,000)	24-14	Tampa	65,621
	Jan. 5	Seattle (\$20,000)	Washington (\$18,000)	35-14	Seattle	68,297
2006	Jan. 7	Philadelphia (\$19,000)	N.Y. Giants (\$17,000)	23-20	Philadelphia	69,094
	Jan. 6	Seattle (\$19,000)	Dallas (\$17,000)	21-20	Seattle	68,058
2005	Jan. 8	Carolina (\$17,000)	N.Y. Giants (\$19,000)	23-0	East Rutherford	79,378
	Jan. 7	Washington (\$17,000)	Tampa Bay (\$19,000)	17-10	Tampa	65,514
2004	Jan. 9	Minnesota (\$15,000)	Green Bay (\$18,000)	31-17	Green Bay	71,075
	Jan. 8	St. Louis (\$15,000)	Seattle (\$18,000)	27-20	Seattle	65,397
2003	Jan. 4	Green Bay (\$18,000)	Seattle (\$15,000)	33-27*	Green Bay	71,457
	Jan. 3	Carolina (\$18,000)	Dallas (\$15,000)	29-10	Charlotte	73,014
2002	Jan. 5	San Francisco (\$17,000)	N.Y. Giants (\$12,500)	39-38	San Francisco	66,318
	Jan. 4	Atlanta (\$12,500)	Green Bay (\$17,000)	27-7	Green Bay	65,358
2001	Jan. 13	Green Bay (\$12,500)	San Francisco (\$12,500)	25-15	Green Bay	59,825
	Jan. 12	Philadelphia (\$17,000)	Tampa Bay (\$12,500)	31-9	Philadelphia	65,847
2000	Dec. 31	Philadelphia (\$12,500)	Tampa Bay (\$12,500)	21-3	Philadelphia	65,813
	Dec. 30	New Orleans (\$16,000)	St. Louis (\$12,500)	31-28	New Orleans	64,900
1999	Jan. 9	Minnesota (\$10,000)	Dallas (\$10,000)	27-10	Minneapolis	64,056
	Jan. 8	Washington (\$16,000)	Detroit (\$10,000)	27-13	Washington	79,411
1998	Jan. 3	San Francisco (\$10,000)	Green Bay (\$10,000)	30-27	San Francisco	66,506
	Jan. 2	Arizona (\$10,000)	Dallas (\$15,000)	20-7	Dallas	62,969
1997	Dec. 28	Tampa Bay (\$10,000)	Detroit (\$10,000)	20-10	Tampa	73,361
	Dec. 27	Minnesota (\$10,000)	N.Y. Giants (\$10,000)	23-22	East Rutherford	77,497
1996	Dec. 29	San Francisco (\$10,000)	Philadelphia (\$10,000)	14-0	San Francisco	56,460
	Dec. 28	Dallas (\$14,000)	Minnesota (\$10,000)	40-15	Dallas	64,682
1995	Dec. 31	Green Bay (\$13,000)	Atlanta (\$7,500)	37-20	Green Bay	60,453
	Dec. 30	Philadelphia (\$7,500)	Detroit (\$7,500)	58-37	Philadelphia	66,099
1994	Jan. 1	Chicago (\$7,500)	Minnesota (\$12,000)	35-18	Minneapolis	60,347
	Dec. 31	Green Bay (\$7,500)	Detroit (\$7,500)	16-12	Green Bay	58,125
1993	Jan. 9	N.Y. Giants (\$7,500)	Minnesota (\$7,500)	17-10	East Rutherford	75,089
	Jan. 8	Green Bay (\$7,500)	Detroit (\$12,000)	28-24	Detroit	68,479
1992	Jan. 3	Philadelphia (\$6,000)	New Orleans (\$6,000)	36-20	New Orleans	68,893
	Jan. 2	Washington (\$6,000)	Minnesota (\$10,000)	24-7	Minneapolis	57,353
1991	Dec. 29	Dallas (\$6,000)	Chicago (\$6,000)	17-13	Chicago	62,594
	Dec. 28	Atlanta (\$6,000)	New Orleans (\$10,000)	27-20	New Orleans	68,794
1990	Jan. 6	Chicago (\$10,000)	New Orleans (\$6,000)	16-6	Chicago	60,767
	Jan. 5	Washington (\$6,000)	Philadelphia (\$6,000)	20-6	Philadelphia	65,287
1989	Dec. 31	L.A. Rams (\$6,000)	Philadelphia (\$6,000)	21-7	Philadelphia	65,479
	Dec. 26	Minnesota (\$6,000)	L.A. Rams (\$6,000)	28-17	Minneapolis	61,204
1988	Jan. 3	Minnesota (\$6,000)	New Orleans (\$6,000)	44-10	New Orleans	68,546
	Dec. 28	Washington (\$6,000)	L.A. Rams (\$6,000)	19-7	Washington	54,567
1987	Dec. 29	N.Y. Giants (\$6,000)	San Francisco (\$6,000)	17-3	East Rutherford	75,131
	Dec. 23	N.Y. Giants (\$6,000)	L.A. Rams (\$6,000)	16-3	Anaheim	67,037
1986	Dec. 26	L.A. Rams (\$6,000)	Dallas (\$6,000)	24-17	Dallas	62,118
	Jan. 9	Dallas (\$6,000)	Tampa Bay (\$6,000)	30-17	Dallas	65,042
1985	Jan. 9	Minnesota (\$6,000)	Atlanta (\$6,000)	30-24	Minneapolis	60,560
	Jan. 8	Green Bay (\$6,000)	St. Louis (\$6,000)	41-16	Green Bay	54,282
1984	Jan. 8	Washington (\$6,000)	Detroit (\$6,000)	31-7	Washington	55,045
	Dec. 27	N.Y. Giants (\$3,000)	Philadelphia (\$3,000)	27-21	Philadelphia	71,611
1983	Dec. 28	Dallas (\$3,000)	L.A. Rams (\$3,000)	34-13	Dallas	63,052
	Dec. 23	Philadelphia (\$3,000)	Chicago (\$3,000)	27-17	Philadelphia	69,397
1982	Dec. 24	Atlanta (\$3,000)	Philadelphia (\$3,000)	14-13	Atlanta	59,403

\*Sudden death overtime

### 2008

**PHILADELPHIA 26, MINNESOTA 14**—Brian Westbrook had a key 71-yard touchdown catch and David Akers kicked four field goals as the sixth-seeded Eagles defeated the Vikings. The Eagles kicked field goals on three consecutive possessions in the first half for a 9-7 lead, and three plays later Asante Samuel returned an interception 44 yards for a touchdown and 16-7 lead. The Vikings, however, answered with a 64-yard drive capped by Adrian Peterson's 3-yard run with 1:51 left in the half to cut the deficit to 16-14. The Eagles' defense forced the Vikings to punt on their first five second-half possessions. On the first play after the fourth punt, Westbrook took a swing pass from McNabb and raced 71 yards for a touchdown and 23-14 lead with 6:37 to play. The Vikings drove to midfield later in the quarter, but Tarvaris Jackson fumbled the snap and Juqua Parker recovered with 2:49 remaining to set up Akers' fourth field goal with 1:55 to play. McNabb was 23 of 34 for 300 yards and 1 touchdown, with 1 interception. Jackson was 15 of 35 for 164 yards, with 1 interception.

<b>Philadelphia</b>	6	10	0	10	—	26
<b>Minnesota</b>	0	14	0	0	—	14
Phil — FG Akers 43						
Phil — FG Akers 51						

Minn — Peterson 40 run (Longwell kick)  
 Phil — FG Akers 31  
 Phil — Samuel 44 interception return (Akers kick)  
 Minn — Peterson 3 run (Longwell kick)  
 Phil — Westbrook 71 pass from McNabb (Akers kick)  
 Phil — FG Akers 45

**ARIZONA 30, ATLANTA 24**—Kurt Warner passed for 271 yard and 2 touchdowns as the Cardinals rallied to win their first home playoff game in 61 years. Ralph Brown intercepted Matt Ryan's first-career postseason pass attempt, and four plays later Warner took a flea-flicker toss and connected with Larry Fitzgerald on a long pass down the left side. Fitzgerald caught the ball in midair, in between two defenders and while falling backwards, for a 42-yard touchdown and 7-0 lead. Three plays after Jason Elam's second-quarter field goal, Anquan Boldin took a short pass that resulted in a 71-yard touchdown and 14-3 lead. Ryan responded with a 14-play, 77-yard drive, which consisted of three third-down conversions, and capped by Michael Turner's 7-yard touchdown with 2:55 left in the half. Three plays later, Chevis Jackson intercepted Warner and Ryan completed on a 2-yard touchdown pass to

Justin Peelle with 23 seconds left in the half for a 17-14 Atlanta lead. Two plays into the second half, Ryan lost the snap. Antrel Rolle recovered and raced 27 yards for a go-ahead touchdown. The Cardinals converted four third-down situations on a 76-yard drive later in the third quarter, capped by Tim Hightower's 4-yard run for a 28-17 lead. After Ben Graham's 31-yard punt pinned the Falcons deep, Antonio Smith sacked Ryan for a safety and 30-17 lead with 12:37 to play. The Falcons' defense forced a punt, and on fourth-and-6, Ryan completed a short pass to Jerious Norwood that resulted in a 28-yard gain. Five plays later, Roddy White caught a 5-yard touchdown with 4:15 remaining to pull within 30-24. Warner's 23-yard pass to Stephen Spach with 2:00 remaining iced the victory. Warner was 19 of 32 for 271 yards and 2 touchdowns, with 1 interception. Fitzgerald had 6 receptions for 101 yards. Ryan was 26 of 40 for 199 yards and 2 touchdowns, with 2 interceptions. White had 11 catches for 84 yards.

<b>Atlanta</b>	0	17	0	7	—	24
<b>Arizona</b>	7	7	14	2	—	30
Ariz — Fitzgerald 42 pass from Warner (Rackers kick)						
Atl — FG Elam 30						
Ariz — Boldin 71 pass from Warner (Rackers kick)						

Atl — Turner 7 run (Elam kick)  
 Atl — Peelle 2 pass from Ryan (Elam kick)  
 Ariz — Rolle 27 fumble return (Rackers kick)  
 Ariz — Hightower 4 run (Rackers kick)  
 Ariz — Safety, Ryan sacked by A. Smith in end zone  
 Atl — White 5 pass from Ryan (Elam kick)

**2007**

**NEW YORK GIANTS 24, TAMPA BAY 14**—Eli Manning passed for 2 touchdowns as the Giants, who had won their final seven regular-season road games, again won away from home. Trailing 7-0 early in the second quarter, Manning connected on a 13-yard pass to Amani Toomer on third-and-9 to set up his 5-yard touchdown pass to Brandon Jacobs to tie the game. The Giants' defense then forced a three-and-out. Manning completed another key third-down pass, a 21-yard strike to Steve Smith, that led to Jacobs' 8-yard touchdown for a 14-7 lead. The Giants opened the second half with Corey Webster recovering Micheal Spurlock's fumble to set up a field goal. The Buccaneers then drove to the Giants' 27, but Webster intercepted Jeff Garcia's pass in the end zone for a touchback. The Giants put the game away early in the fourth quarter with a 15-play, 92-yard drive that featured seven carries by Ahmad Bradshaw for 38 yards, and was capped by Manning's 4-yard touchdown pass to Toomer on third-and-goal with 8:03 to play for a 24-7 lead. The Buccaneers answered with an 88-yard touchdown drive, and got the ball back with 2:10 to play, but R.W. McQuarters intercepted Garcia's deep pass with 1:53 remaining to clinch the victory. Manning was 20 of 27 for 185 yards and 2 touchdowns. Garcia was 23 of 39 for 207 yards and 1 touchdown, with 2 interceptions.

<b>N.Y. Giants</b>	0	14	3	7	—	24
<b>Tampa Bay</b>	7	0	0	7	—	14
TB — Graham 1 run (Bryant kick)						
NYG — Jacobs 5 pass from Manning (Tynes kick)						
NYG — Jacobs 8 run (Tynes kick)						
NYG — FG Tynes 25						
NYG — Toomer 4 pass from Manning (Tynes kick)						
TB — A. Smith 6 pass from Garcia (Bryant kick)						

**SEATTLE 35, WASHINGTON 14**—Matt Hasselbeck passed for 229 yards and the Seahawks' defense returned 2 fourth-quarter interceptions for touchdowns to lead Seattle to victory. Midway through the first quarter, Fred Smoot recovered a fumble by Shaun Alexander, but replay reversed the call. On the next play, Leonard Weaver ran 17 yards for a touchdown and 7-0 lead. The Redskins punted to end each of their first seven possessions, and on the eighth possession Mike Sellers was stopped for no gain on fourth-and-1 from the Seahawks' 43 with 1:21 left in the half, allowing Seattle to take a 10-0 lead into the locker room. With the score 13-0, the Redskins drove 12 plays in 84 yards, capped by Todd Collins' 7-yard touchdown pass to Antwaan Randle El on third-and-6 on the first play of the fourth quarter. Two plays later, LaRon Landry intercepted Hasselbeck's pass. Three plays after the interception, Collins hit a streaking Santana Moss deep down the left sideline for a 30-yard touchdown and 14-13 Washington lead with 12:38 to play. On the ensuing kickoff, the harsh wind forced the ball to drop suddenly. It fell untouched and was recovered by Anthony Mix at the Seahawks' 14-yard line. However, Shaun Suisham's 30-yard field-goal attempt was wide left with 11:37 remaining. Landry responded with his second interception, at the Redskins' 9, to thwart the drive. But Seattle's defense forced a three-and-out, and Hasselbeck's 15-yard pass to Nate Burleson on third-and-6 set up his 20-yard touchdown pass to D.J. Hackett. Marcus Pollard caught the 2-point conversion pass for a 21-14 lead with 6:06 left. Rock Cartwright returned the ensuing kickoff 55 yards, but on the next play Marcus Trufant intercepted Collins' pass and returned it 78 yards for a touchdown. Washington drove to the Seahawks' 31, but Collins' fourth-down pass fell incomplete with 2:41 remaining. The Redskins' defense forced a final punt, and Jordan Babineaux intercepted Collins' pass and returned it 57 yards for the final touchdown with 27 seconds remaining to complete the scoring. The 2 fourth-quarter interceptions thrown by Collins were his first in 10 years, and the game marked the first time in 18 play-

off games that Joe Gibbs had lost when leading in the second half. Gibbs retired two days later. Hasselbeck was 20 of 32 for 229 yards and 1 touchdown, with 2 interceptions. Hackett had 6 catches for 101 yards. Collins was 29 of 50 for 266 yards and 2 touchdowns, with 2 interceptions. Randle El had 10 receptions for 94 yards.

<b>Washington</b>	0	0	0	14	—	14
<b>Seattle</b>	7	3	3	22	—	35
Sea — Weaver 17 run (J. Brown kick)						
Sea — FG J. Brown 50						
Sea — FG J. Brown 33						
Wash — Randle El 7 pass from Collins (Suisham kick)						
Wash — S. Moss 30 pass from Collins (Suisham kick)						
Sea — Hackett 20 pass from Hasselbeck (Pollard pass from Hasselbeck)						
Sea — Trufant 78 interception return (J. Brown kick)						
Sea — Babineaux 57 interception return (J. Brown kick)						

**2006**

**PHILADELPHIA 23, NEW YORK GIANTS 20**—David Akers kicked a 38-yard field goal as time expired to give the Eagles a hard-fought playoff victory. The Giants scored on their first drive, highlighted by Jared Lorenzen's 2-yard sneak on third-and-1, and capped two plays later by Eli Manning's 17-yard touchdown pass to Plaxico Burress. The Eagles answered in the second quarter with three consecutive scoring drives. The 84- and 80-yard touchdowns drives had a short field-goal drive in the middle, which was set up by Sheldon Brown's interception, and the Eagles led 17-10 at halftime. The Giants, trailing 20-13 with 12:13 to play, converted 3 third-down situations on the ensuing 80-yard drive, capped by Burress' 11-yard touchdown catch with 5:04 remaining to tie the game. The Eagles used runs of 11 and 13 yards by Brian Westbrook to get into position to set up Akers' game-winning 38-yard kick. Jeff Garcia was 17 of 31 for 153 yards and 1 touchdown. Westbrook had 20 carries for 141 yards. Manning was 16 of 27 for 161 yards and 2 touchdowns, with 1 interception. Tiki Barber, playing in his final game, rushed 26 times for 137 yards.

<b>N.Y. Giants</b>	7	3	0	10	—	20
<b>Philadelphia</b>	0	17	3	3	—	23
NYG — Burress 17 pass from E. Manning (Feely kick)						
Phil — Westbrook 49 run (Akers kick)						
Phil — FG Akers 19						
NYG — FG Feely 20						
Phil — Stallworth 28 pass from Garcia (Akers kick)						
Phil — FG Akers 48						
NYG — FG Feely 24						
NYG — Burress 11 pass from E. Manning (Feely kick)						
Phil — FG Akers 38						

**SEATTLE 21, DALLAS 20**—Jordan Babineaux tackled Tony Romo at the 2-yard line in the final minute after Romo mishandled the snap for the potential game-winning field goal, giving the Seahawks an improbable victory. The Seahawks trailed 10-6 at halftime, but drove 62 yards in 12 plays to begin the second half. Shaun Alexander's 4-yard run on fourth-and-1 was the key play of the drive, and Jerramy Stevens capped it with a 15-yard touchdown catch to give Seattle a 13-10 lead. However, Miles Austin returned the ensuing kickoff 93 yards for a touchdown and the Cowboys regained the lead. Early in the fourth quarter, Terence Newman tipped a pass to Roy Williams and Williams intercepted it, leading to Martin Gramatica's second field goal and a 20-13 lead. The Seahawks drove to the Cowboys' 1, but Alexander lost 7 yards on the first play of the series, and Matt Hasselbeck's fourth-down pass fell incomplete. On the next play, from the 2-yard line, Terry Glenn caught a quick pass from Romo. Glenn was stripped by Kelly Jennings and a mad scramble ensued for the football, which eventually went out of the end zone for a safety with 6:32 to play. On the fourth play after the free kick, Hasselbeck completed a 37-yard touchdown pass to a wide-open Stevens and the Seahawks led 21-20 with 4:24 remaining. Julius Jones' 35-yard run helped get the Cowboys deep into Seahawks' territory. Faced with fourth-and-1 from the 2-yard line with 1:19 to play, the Cowboys lined up for a field-goal attempt. However, Romo, the holder, dropped the snap. Romo picked up

the ball and ran left. He had a clear path to the end zone, but Babineaux, who had been coming hard off the right end, never stopped pursuing Romo and tackled him from behind at the 2-yard line with 1:14 to play. The Cowboys forced a punt and had the ball at midfield with two seconds remaining, but Romo's Hail Mary pass fell incomplete in the end zone. Hasselbeck was 18 of 36 for 240 yards and 2 touchdowns, with 2 interceptions. Romo was 17 of 29 for 189 yards and 1 touchdown. Jones rushed 22 times for 112 yards.

<b>Dallas</b>	3	7	7	3	—	20
<b>Seattle</b>	3	3	7	8	—	21
Sea — FG J. Brown 23						
Dall — FG M. Gramatica 50						
Sea — FG J. Brown 30						
Dall — Crayton 13 pass from Romo (M. Gramatica kick)						
Sea — Stevens 15 pass from Hasselbeck (J. Brown kick)						
Dall — Austin 93 kickoff return (M. Gramatica kick)						
Dall — FG M. Gramatica 29						
Sea — Safety, Glenn fumbled out of end zone						
Sea — Stevens 37 pass from Hasselbeck (pass failed)						

**2005**

**CAROLINA 23, NEW YORK GIANTS 0**—Steve Smith scored 2 touchdowns and the Panthers' defense allowed just 132 yards and forced 5 turnovers to post the NFL's first road postseason shutout in 25 years. The Panthers held the ball for 42:45 of the 60 minutes, and did not commit a turnover. In the second quarter, Jake Delhomme's 22-yard touchdown pass to Smith capped a 12-play, 77-yard drive that included 3 third-down conversions. With 1:28 left in the first half, Dante Wesley recovered Gibril Wilson's muffed punt at the Giants' 15 to set up a field goal. In the third quarter, Ken Lucas intercepted a pass and returned it 14 yards to the Giants' 12. On the next play, Smith scored on an end around for a 17-0 lead. Marlon McCree intercepted passes on the next two possessions that resulted in John Kasay field goals for a 23-0 lead with 2:40 to play. Delhomme was 15 of 22 for 140 yards and 1 touchdown. Smith had 10 catches for 84 yards. DeShaun Foster rushed 27 times for 151 yards. Eli Manning was 10 of 18 for 113 yards, with 3 interceptions.

<b>Carolina</b>	0	10	7	6	—	23
<b>N.Y. Giants</b>	0	0	0	0	—	0
Car — S. Smith 22 pass from Delhomme (Kasay kick)						
Car — FG Kasay 31						
Car — S. Smith 12 run (Kasay kick)						
Car — FG Kasay 45						
Car — FG Kasay 18						

**WASHINGTON 17, TAMPA BAY 10**—The Redskins' defense scored 14 points off turnovers as Washington won its first postseason game since 1999. The Redskins won despite gaining just 120 yards of offense, the lowest output ever by a winning playoff team in NFL history. LaVar Arrington intercepted a pass and returned it 21 yards to the Buccaneers' 6 to set up Clinton Portis touchdown run on the next play for a 7-0 lead with 8:45 left in the first quarter. On the ensuing drive, Marcus Washington forced Carnell Williams to fumble. Washington picked up the loose ball, ran 7 yards, and he fumbled. Sean Taylor picked up the bouncing ball and raced 51 yards for a touchdown and 14-0 lead with 4:15 remaining in the first quarter. With the score 17-3, the Buccaneers opened the second half by forcing a punt and Chris Simms' 22-yard pass to Michael Pittman on third-and-5 set up Simms' 2-yard dive over the left pylon on third-and-goal to pull Tampa Bay within 17-10. With 7:41 remaining in the game, the Buccaneers drove to the Redskins' 19, but Mike Alstott was stopped on third-and-1, and Simms' fourth-and-1 pass fell incomplete. Brian Kelly intercepted a pass at the Redskins' 35 with 3:43 remaining. On third-and-10 with 2:48 left, Simms' long pass into the end zone was nearly caught by Edell Shepherd. Simms tried for Shepherd again on fourth down, but just overthrew him. The Buccaneers forced a punt with 1:05 left and had the ball on their own 46-yard line, but Washington intercepted Simms' pass to clinch the victory. Simms was 25 of 38 for 198 yards, with 2 interceptions.

<b>Washington</b>	14	3	0	0	—	17
<b>Tampa Bay</b>	0	3	7	0	—	10

## WILD CARD PLAYOFFS

Wash — Portis 6 run (Hall kick)  
 Wash — Taylor 51 fumble return (Hall kick)  
 TB — FG Bryant 43  
 Wash — FG Hall 47  
 TB — Simms 2 run (Bryant kick)

### 2004

**MINNESOTA 31, GREEN BAY 17**—Daunte Culpepper passed for 4 touchdowns and the Vikings' defense intercepted 4 passes to defeat the Packers in the first postseason matchup between the two rivals. Culpepper's 68-yard touchdown pass to Moe Williams three plays into the game set the tone. Following a three-and-out, the Vikings needed just 4 plays to take a 14-0 lead on Randy Moss' 20-yard scoring catch. Antoine Winfield intercepted Brett Favre's pass three plays later to set up Morten Andersen's field goal to give the Vikings a 17-0 lead just 8:54 into the game. The Packers scored on their next two possessions to pull within 17-10, and the Packers blocked Andersen's 27-yard field-goal attempt to swing the momentum. However, on the next play Brian Russell intercepted Favre's pass and Nate Burleson caught a 19-yard touchdown pass two plays later for a 24-10 lead. Ryan Longwell missed a 28-yard attempt wide left just before halftime, but the Packers rallied and drove 78 yards, capped by Najeh Davenport's 1-yard run with 13:37 to play, to cut the deficit to 24-17. On the next possession, Culpepper completed a 8-yard pass to Burleson on third-and-6, and three plays later Moss broke free for a 34-yard touchdown catch with 10:18 remaining. The Vikings' defense forced a punt with 8:21 left, and the offense ran out the clock, with Onterio Smith's 16-yard catch on third down and Culpepper's 1-yard sneak on fourth-and-1 keeping the drive alive. Culpepper was 19 of 29 for 284 yards and 4 touchdowns. Favre was 22 of 33 for 216 yards and 1 touchdown, with 4 interceptions.

<b>Minnesota</b>	17	7	0	7	—	31
<b>Green Bay</b>	3	7	0	7	—	17
Minn — M. Williams 68 pass from Culpepper (Andersen kick)						
Minn — Moss 20 pass from Culpepper (Andersen kick)						
Minn — FG Andersen 35						
GB — FG Longwell 43						
GB — Franks 4 pass from Favre (Longwell kick)						
Minn — Burleson 19 pass from Culpepper (Andersen kick)						
GB — Davenport 1 run (Longwell kick)						
Minn — Moss 34 pass from Culpepper (Andersen kick)						

**ST. LOUIS 27, SEATTLE 20**—Cam Cleeland caught a 17-yard touchdown pass from Marc Bulger with 2:11 remaining, and Bobby Engram could not hold onto a pass in the end zone in the waning seconds, as the Rams advanced. The Rams had a pair of 75-yard touchdown drives in the first half en route to a 14-10 halftime lead. Darrell Jackson capped a 76-yard drive with a 23-yard touchdown catch to give Seattle a 20-17 lead with 13:43 to play. The Rams responded with an 11-play, 60-yard drive that consumed 6:53 and was capped by Jeff Wilkins' tying 27-yard field goal with 8:07 remaining. The Rams forced a punt, and on third-and-2 from their own 32, Bulger completed a short pass to Shaun McDonald who raced 31 yards down the right side. Four plays later, on third-and-3 from the Seahawks' 17, Bulger found Cleeland, who only had 7 catches all season, open in the seam at the goal line for a touchdown. The Seahawks needed just four plays to reach the Rams' 11. Following a Jimmy Kennedy sack and an incompletion, Matt Hasselbeck completed a 12-yard pass to Engram to the Rams' 5 to set up fourth-and-4 with 27 seconds left. Hasselbeck scrambled within the pocket and threw sideways and low to Engram cutting across the middle of the end zone, who got his hands on the pass but was unable to hold on. Bulger was 18 of 32 for 313 yards and 2 touchdowns, with 1 interception. Torry Holt had 6 catches for 108 yards, and Kevin Curtis added 4 receptions for 107 yards. Hasselbeck was 27 of 43 for 341 yards and 2 touchdowns, with 1 interception. Jackson had 12 catches for 128 yards.

<b>St. Louis</b>	7	7	3	10	—	27
<b>Seattle</b>	3	7	3	7	—	20

StL — Holt 15 pass from Bulger (Wilkins kick)  
 Sea — FG J. Brown 47  
 StL — Faulk 1 run (Wilkins kick)  
 Sea — Engram 19 pass from Hasselbeck (J. Brown kick)  
 Sea — FG J. Brown 30  
 StL — FG Wilkins 38  
 Sea — Jackson 23 pass from Hasselbeck (J. Brown kick)  
 StL — FG Wilkins 27  
 StL — Cleeland 17 pass from Bulger (Wilkins kick)

### 2003

**GREEN BAY 33, SEATTLE 27 (OT)**—Al Harris returned an interception 52 yards for a touchdown 4:25 into overtime as the Packers improved their home postseason record to 14-1. With the score 3-3 in the second quarter, Koren Robinson dropped a touchdown pass on third down, forcing the Seahawks to settle for Josh Brown's second field goal with 6:50 left in the half. Brett Favre responded with a 44-yard pass to Javon Walker on the next play to set up his 23-yard touchdown pass to Bubba Franks. Favre set a postseason record with a touchdown pass in 14 consecutive postseason games. The Packers' defense forced a punt and Ryan Longwell booted a 27-yard field goal just before halftime for a 13-6 lead. Seattle came out of the locker room and put together touchdown drives of 10-plays, 74-yards and 11-plays, 77-yards, both culminated by 1-yard runs by Shaun Alexander, for a 20-13 lead with 1:57 left in the third quarter. Alexander's second touchdown came on fourth-and-goal, and was set up by tackle Steve Hutchinson's 4-yard reception of a deflected third-down pass. Seattle ran just three plays in the next 14:13, as Green Bay countered with consecutive 12-play touchdown drives of 60 and 51 yards. Both featured successful fourth-and-1 carries by Ahman Green and were capped by 1-yard scoring runs by Green, giving Green Bay a 27-20 lead with 2:44 to play. Matt Hasselbeck completed a 34-yard pass to Bobby Engram to the Packers' 8, and a pass interference penalty in the end zone gave Seattle the ball at the 1-yard line to set up Alexander's third touchdown with just 51 seconds left. A 27-yard pass by Favre to Walker got the Packers to the Seahawks' 30, but Longwell's 47-yard field-goal attempt in the 20 degree weather fell short. The Seahawks won the coin toss, and after an exchange of punts, faced third-and-11 from their own 45. The Packers blitzed, and Harris stepped in front of Alex Bannister to intercept Hasselbeck's pass and outrun the pair down the right sideline to the end zone. Favre was 26 of 38 for 319 yards and 1 touchdown. Walker had 5 receptions for 111 yards. Hasselbeck was 25 of 45 for 305 yards, with 1 interception.

<b>Seattle</b>	3	3	14	7	0	—	27
<b>Green Bay</b>	0	13	0	14	6	—	33
Sea — FG Brown 30							
GB — FG Longwell 31							
Sea — FG Brown 35							
GB — Franks 23 pass from Favre (Longwell kick)							
GB — FG Longwell 27							
Sea — Alexander 1 run (Brown kick)							
Sea — Alexander 1 run (Brown kick)							
GB — Green 1 run (Longwell kick)							
GB — Green 1 run (Longwell kick)							
Sea — Alexander 1 run (Brown kick)							
GB — Harris 52 interception return							

**CAROLINA 29, DALLAS 10**—Stephen Davis rushed for 104 yards and 1 touchdown, Jake Delhomme passed for 273 yards and a score, and John Kasay kicked 5 field goals as the Panthers won their first playoff game in seven seasons. The Panthers' defense limited Dallas to 204 yards and 10 first downs and forced 2 turnovers. On Carolina's first possession, Steve Smith turned a short pass into a 70-yard gain to the Cowboys' 1, where only tremendous hustle by Pete Hunter, who raced across the field to knock down Smith, prevented a touchdown. Two runs by Davis and an incompletion forced the Panthers to settle for Kasay's first field goal. Later in the quarter, a 32-yard punt by Toby Gowin gave Carolina the ball at the Cowboys' 41, setting up Kasay's second field goal. A 17-yard punt by Gowin gave the

Panthers the ball at their 49 in the second quarter to set up Davis' 23-yard touchdown run on third-and-10 with 6:10 left in the half. Billy Cundiff made a 37-yard field goal for Dallas with 1:12 left in the half, but any momentum shift was nullified when Delhomme completed a 49-yard pass to Muhsin Muhammad, who fumbled at the 10-yard line but recovered the ball at the Cowboys' 2 to set up Kasay's third field goal and a 16-3 halftime lead. Delhomme's 32-yard touchdown pass to Smith capped a 4-play, 63-yard drive early in the third quarter and gave Carolina a commanding 23-3 lead. It took a 41-yard kickoff return by Michael Bates with the Cowboys trailing 26-3 to set up a 47-yard touchdown drive, capped by Quincy Carter's 9-yard run with 7:36 to play. An interception by Julius Peppers with 4:59 to play set up Kasay's final field goal. Delhomme was 18 of 29 for 273 yards and 1 touchdown. Smith had 5 receptions for 135 yards. Muhammad had 4 catches for 103 yards. Davis rushed 26 times for 104 yards. Carter was 21 of 36 for 154 yards, with 1 interception.

<b>Dallas</b>	0	3	0	7	—	10
<b>Carolina</b>	6	10	7	6	—	29
Car — FG Kasay 18						
Car — FG Kasay 38						
Car — Davis 23 run (Kasay kick)						
Dall — FG Cundiff 37						
Car — FG Kasay 19						
Car — Smith 32 pass from Delhomme (Kasay kick)						
Car — FG Kasay 32						
Dall — Carter 9 run (Cundiff kick)						
Car — FG Kasay 34						

### 2002

**SAN FRANCISCO 39, NEW YORK GIANTS 38**—A botched snap averted a potential game-winning 41-yard field-goal attempt as time expired and enabled the 49ers to post the second-largest comeback in NFL postseason history. The 49ers trailed 38-14 late in the third quarter before scoring the game's final 25 points. Jeff Garcia's 76-yard touchdown pass to Terrell Owens came on the 49ers' first play from scrimmage—which followed an interception by Julian Peterson—to give the 49ers an early 7-0 lead. With the score tied 14-14 in the second quarter, Cedrick Wilson muffed a punt and the Giants recovered at the 8-yard line. Kerry Collins' scoring pass to Amani Toomer on the next play gave the Giants a 21-14 lead with 2:49 left in the half, and, following a punt, Collins and Toomer connected on a 24-yard scoring pass with 10 seconds left in the half for a 28-14 advantage. The Giants scored on their first two possessions of the second half, too, but a dropped pass in the end zone by Jeremy Shockey forced the Giants to settle for a field goal on the latter drive. Still, the Giants owned a 38-14 lead with 4:27 left in the third quarter. Garcia then engineered a 7-play drive and, following a short Matt Allen punt, a 27-yard drive, with 2 two-point conversion passes to Owens, to cut the lead to 38-30 with 14:55 remaining. After forcing a punt, the 49ers drove 74 yards but were forced to settle for Jeff Chandler's field goal with 7:49 to play. Collins drove the Giants to the 49ers' 24, but on fourth-and-1 with 3:01 remaining, Matt Bryant slipped while attempting a 41-yard field goal and pulled the kick wide left. Garcia completed two third-down passes on the ensuing drive, capped by a 13-yard scoring pass to Tai Streets with 1:00 left to give the 49ers a 39-38 lead. Offsetting personal foul penalties after the touchdown and the failed two-point conversion attempt added to the wild finish, and a 32-yard kickoff return by Delvin Joyce to the Giants' 48 gave New York a chance to erase the comeback. Collins' 19-yard pass to Ron Dixon to the Giants' 28 with 15 seconds left, followed by a 5-yard pass to Toomer with six seconds left, set the stage for Bryant's 41-yard field-goal attempt. But the snap by Trey Junkin, who was signed during the week to replace injured long snapper Dan O'Leary, was low, and holder Matt Allen scrambled to his right and heaved a pass downfield as time expired. The ball fell incomplete and the Giants were flagged for an illegal man downfield. The following day, the NFL ruled that pass interference should have been called on Chike Okeafor for running into eligible receiver Rich Seubert, and the offsetting penalties would have enabled New York to run one more play. Garcia was 27 of 44 for 331 yards and 3 touchdowns,



with 1 interception. Owens had 9 catches for 177 yards. Collins was 29 of 43 for 342 yards and 4 touchdowns, with 1 interception. Barber rushed for 115 yards, and Toomer added 8 catches for 136 yards and 3 touchdowns (12, 8, and 24 yards).

<b>N.Y. Giants</b>	7	21	10	0	—	38
<b>San Francisco</b>	7	7	8	17	—	39
SF	— Owens 76 pass from Garcia (Chandler kick)					
NYG	— Toomer 12 pass from Collins (Bryant kick)					
NYG	— Shockey 2 pass from Collins (Bryant kick)					
SF	— Barlow 1 run (Chandler kick)					
NYG	— Toomer 8 pass from Collins (Bryant kick)					
NYG	— Toomer 24 pass from Collins (Bryant kick)					
NYG	— Barber 6 run (Bryant kick)					
NYG	— FG Bryant 21					
SF	— Owens 26 pass from Garcia (Owens pass from Garcia)					
SF	— Garcia 14 run (Owens pass from Garcia)					
SF	— FG Chandler 25					
SF	— Streets 13 pass from Garcia (pass failed)					

**ATLANTA 27, GREEN BAY 7**—Michael Vick passed for 117 yards and rushed for 64 yards as the Falcons handed the Packers their first postseason home defeat. Green Bay had won its previous 13 home playoff games. Atlanta drove 76 yards to open the game, capped by Vick's 10-yard touchdown pass to Shawn Jefferson. Later in the quarter, Mark Simoneau blocked Josh Bidwell's punt and Artie Ulmer picked it up on the 1-yard line and scored to give Atlanta a 14-0 lead. In the second quarter, George Layne recovered what was ruled a muffed punt at the Packers' 21, and T.J. Duckett scored four plays later. The Packers drove to the Falcons' 2, but Ellis Johnson dropped Ahman Green for a 4-yard loss on fourth down. The snow began to fall late in the second quarter, and Jay Feely's 22-yard field goal as the half expired gave the Falcons a 24-0 lead. The Packers scored on their opening possession of the second half, but the Falcons responded with a 6:43 drive capped by Feely's second field goal. The Packers' next two possessions concluded with Ryan Longwell's second missed field-goal attempt and Brett Favre's fourth-and-2 pass falling incomplete, the latter with 7:40 remaining, to secure Atlanta's victory. Favre had a record of 35-0 in home games with the game-time temperature below 34 degrees. Vick was 13 of 25 for 117 yards and 1 touchdown. Favre was 20 of 42 for 247 yards and 1 touchdown, with 2 interceptions. Javon Walker had 5 catches for 104 yards for the Packers, who were without Darren Sharper, and who lost three receivers to injury during the game.

<b>Atlanta</b>	14	10	3	0	—	27
<b>Green Bay</b>	0	0	7	0	—	7
Atl	— Jefferson 10 pass from Vick (Feely kick)					
Atl	— Ulmer 1 blocked punt return (Feely kick)					
Atl	— Duckett 6 run (Feely kick)					
Atl	— FG Feely 22					
GB	— Driver 14 pass from Favre (Longwell kick)					
Atl	— FG Feely 23					

**2001**

**GREEN BAY 25, SAN FRANCISCO 15**—Brett Favre set a Green Bay playoff record by completing 75.9 percent of his passes as the Packers improved to 11-0 all-time in postseason games at Lambeau Field. With the game-time temperature of 28 degrees, Favre improved to 31-0 when the temperature is 34 or below. Allen Rossom's 35-yard punt return set up Favre's 5-yard touchdown pass to Antonio Freeman. However, Dana Stubblefield blocked the extra point. Ahmed Plummer intercepted Favre late in the first quarter, but the Packers' defense forced the 49ers' into a field-goal attempt, and Cletidus Hunt blocked Jose Cortez's 34-yard attempt. The 49ers got the ball back midway through the second quarter and put together a 15-play, 86-yard drive, capped by Garrison Hearst's 2-yard touchdown run with 11 seconds left in the half to give the 49ers a 7-6 lead. Ryan Longwell's 26-yard field goal capped a 12-play drive to begin the third quarter, and Corey Bradford's 51-yard reception on the Packers' next possession set up Favre's 19-yard touchdown pass to Bubba Franks to give the Packers a 15-7 lead. Jeff Garcia's 14-yard touchdown pass to Tai Streets, and the ensuing 2-point conversion

hookup by the same pair, tied the game with 12:00 left. Longwell's 45-yard field goal on the ensuing possession staked the Packers to a precarious 18-15 lead with 7:02 left. On first-and-10 from the Packers' 41 with 5:03 remaining, Terrell Owens broke open deep down the right sideline. However, Garcia's pass was slightly underthrown and Mike McKenzie hustled back to tip the pass into the hands of Tyrone Williams for an interception at the Packers' 7. Sensing an opportunity to put the game away, Favre engineered an 8-play, 93-yard drive, highlighted by a 37-yard pass to Freeman on third-and-7, and capped by Ahman Green's 9-yard scoring run with 1:55 remaining. Paul Smith fumbled the ensuing kickoff and Bradford recovered to clinch the victory. Favre was 22 of 29 for 269 yards and 2 touchdowns, with 1 interception. Garcia was 22 of 32 for 233 yards and 1 touchdown, with 1 interception.

<b>San Francisco</b>	0	7	0	8	—	15
<b>Green Bay</b>	6	0	9	10	—	25
GB	— Freeman 5 pass from Favre (kick blocked)					
SF	— Hearst 2 run (Cortez kick)					
GB	— FG Longwell 26					
GB	— Franks 19 pass from Favre (pass failed)					
SF	— Streets 14 pass from Garcia (Streets pass from Garcia)					
GB	— FG Longwell 45					
GB	— Green 9 run (Longwell kick)					

**PHILADELPHIA 31, TAMPA BAY 9**—Donovan McNabb passed for 2 touchdowns and the Eagles' defense recorded 4 interceptions to defeat the Buccaneers in an NFC Wild Card Game in Philadelphia for the second consecutive season. Dexter Jackson's interception and 9-yard return to the Eagles' 39 three plays into the game set up the first of three Martin Gramatica first-half field goals. A 39-yard run by McNabb on the ensuing possession led to David Akers' 26-yard field goal to tie the game, and McNabb's 41-yard pass to Todd Pinkston early in the second quarter set up Chad Lewis' 16-yard scoring catch to give the Eagles a 10-3 lead. With the Eagles leading 10-6, Mark Royals' 28-yard punt to the Buccaneers' 31 with 1:46 left in the half set up McNabb's 23-yard touchdown pass to Duce Staley. The Buccaneers answered quickly, with Brad Johnson's 46-yard pass to Keyshawn Johnson allowing Gramatica to kick his third field goal to trim the deficit to 17-9 at halftime. Correll Buckhalter's 25-yard touchdown run in the third quarter increased the Eagles' lead to 24-9. Troy Vincent's interception in the end zone stopped the Buccaneers' ensuing possession, Brian Dawkins intercepted a pass at the Eagles' 3 with 5:34 left to stop another drive, and Damon Moore's 59-yard interception return for a touchdown with 2:08 remaining iced the game. McNabb was 16 of 25 for 194 yards and 2 touchdowns, with 1 interception. Johnson was 22 of 36 for 202 yards, with 4 interceptions.

<b>Tampa Bay</b>	3	6	0	0	—	9
<b>Philadelphia</b>	3	14	7	7	—	31
TB	— FG Gramatica 36					
Phil	— FG Akers 26					
Phil	— Lewis 16 pass from McNabb (Akers kick)					
TB	— FG Gramatica 32					
Phil	— Staley 23 pass from McNabb (Akers kick)					
TB	— FG Gramatica 27					
Phil	— Buckhalter 25 run (Akers kick)					
Phil	— Moore 59 interception return (Akers kick)					

**2000**

**PHILADELPHIA 21, TAMPA BAY 3**—Donovan McNabb passed for 2 touchdowns and ran for another, and the Eagles' defense limited the Buccaneers to just 11 first downs. The Buccaneers dropped to 0-20 when the game-time temperature is below 40 degrees, though Martin Gramatica's 29-yard field goal early in the second quarter staked Tampa Bay to a 3-0 lead. The tide changed a few possessions later when Hugh Douglas sacked Shaun King from behind, forced him to fumble, and Mike Mamula recovered at the Buccaneers' 15. Four plays later, McNabb scrambled 5 yards up the middle for a touchdown with 3:21 left in the half. The Eagles' defense then forced Tampa Bay to punt, and McNabb engineered an 8-play, 69-yard drive, keyed by his 25-yard pass to Charles Johnson. McNabb capped the march with a 5-yard touchdown pass to Na Brown 12 seconds

before halftime to take a 14-3 lead. McNabb's 2-yard pass to Jeff Thomason on third-and-goal less than a minute into the fourth quarter finished the scoring. The Buccaneers threatened once in the second half, but King threw consecutive incompletions from the Eagles' 21 with just under four minutes remaining to seal the victory. The Eagles converted 9 of 18 third-down plays, while allowing the Buccaneers to convert just 3 of 13 third-down situations. McNabb completed 24 of 33 passes for 161 yards and 2 touchdowns, with 1 interception. King was 17 of 31 for 171 yards. Keyshawn Johnson had 6 receptions for 106 yards.

<b>Tampa Bay</b>	0	3	0	0	—	3
<b>Philadelphia</b>	0	14	0	7	—	21
TB	— FG Gramatica 29					
Phil	— McNabb 5 run (Akers kick)					
Phil	— Brown 5 pass from McNabb (Akers kick)					
Phil	— Thomason 2 pass from McNabb (Akers kick)					

**NEW ORLEANS 31, ST. LOUIS 28**—Aaron Brooks passed for 4 touchdowns, and Brian Milne recovered Az-Zahir Hakim's muffed punt return with 1:43 remaining to secure the first playoff victory in Saints' history. The defending Super Bowl champion Rams scored on their first possession, driving 68 yards in 11 plays and taking a 7-0 lead on Kurt Warner's 17-yard pass to Isaac Bruce, but were then shut out for the next 40 minutes. The Saints drove 70 yards on their ensuing possession to tie the game on Brooks' 12-yard pass to Robert Wilson, who had not caught a touchdown pass all season. Sammy Knight's 52-yard interception return to the Rams' 20 set up Doug Brien's 33-yard field goal just before halftime, giving New Orleans a 10-7 lead. Chris Oldham's third-quarter interception near midfield led to Brooks' 10-yard touchdown pass to Willie Jackson, and Brooks and Jackson hooked up for 2 more scores within the first 3:03 of the fourth quarter to give the Saints a 31-7 lead with 11:57 remaining. The Rams needed just 4 plays, capped by Warner's 17-yard pass to Ricky Proehl, to cut the deficit to 31-13, and Hakim's 65-yard punt return to the Saints' 9 moments later gave the Rams hope. But Knight intercepted Warner on the next play from scrimmage with 6:28 remaining. However, the Rams' defense forced a punt, and St. Louis needed just 3 plays to drive 62 yards and cut the deficit to 31-20 on Marshall Faulk's 25-yard catch and run. Dre' Bly recovered the ensuing onside kick, and a 38-yard pass to Hakim set up Warner's 5-yard touchdown run. Warner's quick pass to Faulk for the 2-point conversion trimmed the deficit to 31-28 with 2:36 left. Darrin Smith recovered the onside kick for the Saints, but the Rams' defense again forced a punt. Hakim muffed the punt and Milne recovered the ball at the Saints' 11 to seal the victory. Brooks completed 16 of 29 passes for 266 yards and 4 touchdowns, with 1 interception. Jackson had 6 receptions for 142 yards. Warner was 24 of 40 for 365 yards and 3 touchdowns, with 3 interceptions. Bruce had 7 receptions for 127 yards and a touchdown.

<b>St. Louis</b>	7	0	0	21	—	28
<b>New Orleans</b>	0	10	7	14	—	31
StL	— Bruce 17 pass from Warner (Wilkins kick)					
NO	— Wilson 12 pass from Brooks (Brien kick)					
NO	— FG Brien 33					
NO	— Jackson 10 pass from Brooks (Brien kick)					
NO	— Jackson 49 pass from Brooks (Brien kick)					
NO	— Jackson 16 pass from Brooks (Brien kick)					
StL	— Proehl 17 pass from Warner (run failed)					
StL	— Faulk 25 pass from Warner (Wilkins kick)					
StL	— Warner 5 run (Faulk pass from Warner)					

**1999**

**MINNESOTA 27, DALLAS 10**—Robert Smith rushed for 140 yards and Jeff George passed for 3 touchdowns as the Vikings defeated the Cowboys. The Cowboys drove 73 and 79 yards on their first two possessions to claim a 10-3 lead. Anthony Bass recovered Robert Thomas' fumble at the Cowboys' 23 early in the second quarter, and four plays later Smith caught a screen pass from George and faked out George Teague at the 12-yard line before running into the end zone. George gave the Vikings their first lead with a 58-yard touchdown bomb to Randy Moss 28 seconds before halftime. The Vikings led 27-10 before the Cowboys put together two final drives, only to turn the ball over inside the Vikings' 20 on both



## WILD CARD PLAYOFFS

occasions. George was 12 of 25 for 212 yards and 3 touchdowns. Moss had 5 receptions for 127 yards. Troy Aikman was 22 of 38 for 286 yards, with 1 interception. Raghbi Ismail had 8 catches for 163 yards.

**Dallas** 10 0 0 0 — 10  
**Minnesota** 3 14 3 7 — 27

Dall — FG Murray 18  
 Minn — FG Anderson 47  
 Dall — E. Smith 5 run (Murray kick)  
 Minn — R. Smith 26 pass from George (Anderson kick)

Minn — Moss 58 pass from George (Anderson kick)  
 Minn — FG Anderson 38  
 Minn — Carter 5 pass from George (Anderson kick)

**WASHINGTON 27, DETROIT 13**—Stephen Davis rushed for 119 yards and 2 touchdowns as the Redskins scored on their first four, and five of their first six, possessions to defeat the Lions. The Lions forced the Redskins to punt on their first possession, but Clint Kriewaldt was flagged for running into punter Matt Turk, giving the Redskins a first down. A 41-yard pass interference penalty moments later set up Davis's first touchdown. Davis rumbled 58 yards to begin the Redskins' next possession, but injured his right knee on a 4-yard touchdown run to cap the drive. Champ Bailey's interception set up Conway's first field goal, and Davis returned to carry 5 times for 45 yards on the Redskins' fourth possession to lead to Conway's second field goal. Davis sat out the remainder of the game, but Washington put together one more scoring drive to take a 27-0 halftime lead. The Lions did not cross midfield until midway through the third quarter, and Lamar Campbell's blocked field-goal attempt led to Ron Rice's 94-yard return. Gus Frerotte's 5-yard touchdown pass to Ron Rivers came on the last play of the game. Brad Johnson was 15 of 31 for 174 yards and 1 touchdown, with 2 interceptions. Frerotte was 21 of 46 for 251 yards and 1 touchdown, with 2 interceptions. Washington had more rushing yards (223-45) and longer time of possession (38:28-21:32).

**Detroit** 0 0 0 13 — 13  
**Washington** 14 13 0 0 — 27

Wash — Davis 1 run (Conway kick)  
 Wash — Davis 4 run (Conway kick)  
 Wash — FG Conway 33  
 Wash — FG Conway 23

Wash — Connell 30 pass from Johnson (Conway kick)  
 Det — Rice 94 blocked field-goal return (pass failed)  
 Det — Rivers 5 pass from Frerotte (Hanson kick)

### 1998

**SAN FRANCISCO 30, GREEN BAY 27**—With eight seconds left and no timeouts remaining, Steve Young fired a 25-yard strike to Terrell Owens to give the 49ers a victory against the Packers in stunning fashion. Darren Sharper forced Owens to fumble at the Packers' 47 on the game's third play. Pat Terrell recovered the ball, leading to Ryan Longwell's first field goal. Merton Hanks forced Dorsey Levens to fumble later in the quarter, and Chris Doleman recovered. Greg Clark caught a touchdown pass from Steve Young three plays later to give the 49ers a 7-3 lead. Brett Favre threw a 2-yard touchdown pass to Antonio Freeman on the next drive, but R.W. McQuarter's 19-yard punt return set up Wade Richey's tying field goal midway through the second quarter. Randy Kirk recovered Roell Preston's muffed punt at the 49ers' 18, but George Koonce intercepted a Young pass two plays later and the Packers proceeded to drive 83 yards to take a 17-10 lead on Levens's touchdown run. Recently signed free-agent Charles Haley pressured Favre into throwing an early second-half interception, returned 17 yards by Lee Woodall to the Packers' 33. From there, Young threw his second touchdown pass of the game to Clark to tie the score. Three field goals on successive possessions, 2 by Richey, gave the 49ers a 23-20 lead with 6:12 to play. Darnell Walker intercepted Favre at the Packers' 43, but the 49ers were forced to punt giving Green Bay the ball at their own 11 with 4:19 remaining. Favre threw a 47-yard pass to Corey Bradford, and a few plays later lofted a 15-yard scoring pass to Freeman to give the Packers a 27-23 lead with 1:56 to play. The 49ers drove to the Packers' 25 with eight seconds left and no timeouts, when Young fired a 25-yard strike to Owens,

who was belted by Terrell and Sharper but held on for the winning points. Young, who completed 7 of 9 passes on the game-winning 76-yard drive, was 18 of 32 for 182 yards and 3 touchdowns, with 2 interceptions. Garrison Hearst had 22 carries for 128 yards. Favre was 20 of 35 for 292 yards and 2 touchdowns, with 2 interceptions. Levens had 27 carries for 116 yards.

**Green Bay** 3 14 0 10 — 27

**San Francisco** 7 3 10 10 — 30  
 GB — FG Longwell 23  
 SF — Clark 1 pass from Young (Richey kick)  
 GB — Freeman 2 pass from Favre (Longwell kick)  
 SF — FG Richey 34  
 GB — Levens 2 run (Longwell kick)  
 SF — Clark 8 pass from Young (Richey kick)  
 SF — FG Richey 48  
 GB — FG Longwell 37  
 SF — FG Richey 40  
 GB — Freeman 15 pass from Favre (Longwell kick)  
 SF — Owens 25 pass from Young (Richey kick)

**ARIZONA 20, DALLAS 7**—Jake Plummer passed for 2 touchdowns, and Aeneas Williams had 2 interceptions as the Cardinals won a postseason game for the first time since 1947. Richie Cunningham missed a 36-yard field goal in the latter part of the first quarter, and Plummer immediately seized the opportunity, firing a 59-yard pass to Frank Sanders. Three plays later, Plummer threw a shovel pass to Adrian Murrell, who scooted into the end zone to give Arizona a 7-0 lead. The Cowboys drove deep into Cardinals' territory, but Mark Maddox stopped Emmitt Smith on fourth-and-1 at the Cardinals' 7. Chris Jacke kicked a field goal 19 seconds before halftime, and Murrell raced 74 yards on the second play of the second half, setting up Plummer's 3-yard toss to Larry Centers to give the Cardinals a 17-0 lead 1:16 into the third quarter. Williams's second interception at the Cowboys' 37 set up Jacke's second field goal 2:05 into the final quarter. The Cardinals' defense twice stopped Dallas on fourth-down attempts before Troy Aikman's 6-yard pass to Billy Davis averted the shutout with 3:33 remaining. Larry Centers recovered the ensuing onside kick, and Tommy Bennett intercepted an Aikman pass with 48 seconds remaining to secure the victory. Plummer was 19 of 36 for 213 yards, 2 touchdowns, with 2 interceptions. Aikman was 22 of 49 for 191 yards, 1 touchdown, with 3 interceptions.

**Arizona** 7 3 7 3 — 20  
**Dallas** 0 0 0 7 — 7

Ariz — Murrell 12 pass from Plummer (Jacke kick)  
 Ariz — FG Jacke 37  
 Ariz — Centers 3 pass from Plummer (Jacke kick)  
 Ariz — FG Jacke 46  
 Dall — Davis 6 pass from Aikman (Cunningham kick)

### 1997

**TAMPA BAY 20, DETROIT 10**—The Buccaneers broke out to a 20-0 lead and held on to record their first postseason victory since 1979. Michael Husted's 22-yard field goal with 5:24 left in the first quarter began the Buccaneers' scoring spree. After forcing a punt, Tampa Bay drove 89 yards, with Horace Copeland's 9-yard touchdown catch capping a 17-play drive. On the Lions' next possession, Anthony Parker's 19-yard interception return to the Lions' 20 set up Husted's second field goal. The Buccaneers had a chance to score just before halftime, but Warrick Dunn fumbled at the Lions' 14. However, Mike Alstott capped the Buccaneers' opening drive of the second half with a 31-yard scoring burst. The Lions drove deep into Tampa Bay territory, but Scott Mitchell's fourth-and-3 pass from the Buccaneers' 8 fell incomplete. Jason Hanson kicked a 33-yard field goal to cap the Lions' next drive, but Mitchell was injured on the play previous to the field goal. He left the game with a concussion. The Lions scored another punt, and Frank Reich guided the offense to its first touchdown on a 1-yard plunge by Tommy Vardell with 7:48 left. The Lions reached no farther than the Buccaneers' 42 on their final drive. Trent Dilfer was 13 of 26 for 181 yards and 1 touchdown, with 1 interception. Mitchell was 10 of 25 for 78 yards, with 1 interception, while Reich was 11 of 15 for 129 yards. Barry Sanders, who gained 2,053 rushing yards for the Lions during the regular season, was held

to 18 carries for only 65 yards.

**Detroit** 0 0 3 7 — 10

**Tampa Bay** 3 10 7 0 — 20

TB — FG Husted 22  
 TB — Copeland 9 pass from Dilfer (Husted kick)  
 TB — FG Husted 42  
 TB — Alstott 31 run (Husted kick)  
 Det — FG Hanson 33  
 Det — Vardell 1 run (Hanson kick)

**MINNESOTA 23, NEW YORK GIANTS 22**—Eddie Murray's 24-yard field goal with 10 seconds remaining capped a 10-point rally in the final 1:30 as the Vikings shocked the Giants. Bernard Halsey and Michael Strahan each recovered first-quarter Randall Cunningham fumbles in Vikings' territory to set up Brad Daluiso field goals. Danny Kanell's 37-yard pass to David Patten led to his 2-yard touchdown pass to Aaron Pierce three plays later to give the Giants a 13-0 lead. Jason Sehorn's interception set up Daluiso's third field goal, and after Duane Butler's fumble recovery of Amani Toomer's punt allowed Murray to put the Vikings on the board, Daluiso added his fourth field goal of the half to give the Giants a 19-3 halftime edge. The Vikings were limited to 68 total yards in the first half. Tony Williams forced Tiki Barber to fumble, and Jerry Ball recovered at the Giants' 4. Leroy Hoard scored on the next play to cut the deficit to 19-10. Murray missed a 48-yard field-goal attempt on the their next possession, but a 14-yard punt by Brad Maynard late in the third quarter gave the Vikings good field position and Murray kicked his second field goal fifteen seconds into the fourth quarter. The Giants responded with a 13-play, 74-yard drive capped by Daluiso's fifth field goal, from 22 yards with 7:03 left, to give the NFC East champions a 22-13 lead. When Strahan and Keith Hamilton corralled Robert Smith for a 3-yard loss on third-and-4 from the Vikings' 43, and Minnesota chose to punt, the Giants were in position to run out the clock. But the Vikings forced the Giants to punt, and Maynard's 26-yard boot sailed out of bounds at the Giants' 49 with 2:06 left. Cunningham found Carter for 19 yards between a pair of incompletions before Jake Reed got past Tito Wooten and caught a 30-yard touchdown pass in the back of the end zone with 1:30 left to cut the deficit to 22-20. Chris Calloway bobbled the ensuing onside kick on the wet turf, and Chris Walsh recovered for the Vikings at the 39-yard line. Carter caught a 21-yard pass on third-and-4 to the Giants' 34, and Phillippi Sparks was flagged for pass interference two plays later to put the ball on the 21-yard line with 43 seconds left. Smith broke free for 16 yards to the Giants' 5, and Murray kicked the game-winning field goal with 10 seconds left. Cunningham was 15 of 36 for 203 yards and 1 touchdown, with 1 interception. Kanell was 16 of 32 for 199 yards and 1 touchdown. The victory snapped a six-game postseason losing streak for the Vikings.

**Minnesota** 0 3 7 13 — 23  
**N.Y. Giants** 6 13 0 3 — 22

NYG — FG Daluiso 43  
 NYG — FG Daluiso 22  
 NYG — Pierce 2 pass from Kanell (Daluiso kick)  
 NYG — FG Daluiso 41  
 Minn — FG Murray 26  
 NYG — FG Daluiso 51  
 Minn — Hoard 4 run (Murray kick)  
 Minn — FG Murray 26  
 NYG — FG Daluiso 22  
 Minn — Reed 30 pass from Cunningham (Murray kick)  
 Minn — FG Murray 24

### 1996

**SAN FRANCISCO 14, PHILADELPHIA 0**—Steve Young ran for a touchdown and threw for one as the 49ers defeated the Eagles in the mud of 3Com Park. The Eagles blew three scoring chances in the first half. Gary Anderson missed a 40-yard field goal on the Eagles first possession. Trailing 7-0 after a scrambling touchdown run by Young in which he bruised his ribs, the Eagles drove deep into 49ers territory. On third-and-1 from the 8-yard line, Detmer attempted to throw the ball away on a pass attempt. However Marquez Pope grabbed the errant toss for the interception. After a punt, Philadelphia drove to the 49ers' 5-yard line, but

## WILD CARD PLAYOFFS

Roy Barker intercepted Detmer's third-and-4 pass. Philadelphia got into 49ers territory only once the remainder of the game. Young, who left the game in the second quarter with a rib injury, threw a 36-yard pass to Jerry Rice, who made a spectacular one-handed catch, to set up the duo's third-quarter touchdown. San Francisco garnered its first postseason shutout since the 1984 NFC Championship Game.

<b>Philadelphia</b>	0	0	0	0	—	0
<b>San Francisco</b>	0	7	7	0	—	14
SF	— S. Young 9 run (Wilkins kick)					
SF	— Rice 3 pass from S. Young (Wilkins kick)					

**DALLAS 40, MINNESOTA 15**—Three big plays by George Teague catapulted Dallas to a 30-0 halftime lead en route to routing the Vikings. With the Cowboys leading 7-0, the Vikings Amp Lee caught a pass over the middle on this way to the end zone. However, Teague lunged at Lee from behind, slapping the ball through the end zone to give Dallas possession at their 20-yard line. Chris Boniol capped the 12-play drive with a 28-yard field goal to put Dallas ahead 10-0. On the next play from scrimmage, Teague forced Leroy Hoard to fumble the ball away. On the next play Emmitt Smith streaked 37 yards for a touchdown. Exactly one minute later, Teague intercepted Brad Johnson's pass and returned it 29 yards for a touchdown, giving the Cowboys 17 points in a one-minute, 32-second span and a 24-0 lead. It was the Vikings seventh consecutive playoff loss, and the fourth under coach Dennis Green. Dallas completely dominated the game statistically, compiling more first downs (27-12), total yards (438-268), time of possession (42:03-17:57), and committing fewer turnovers (5-2).

<b>Minnesota</b>	0	0	7	8	—	15
<b>Dallas</b>	7	23	7	3	—	40
Dall	— Aikman 2 run (Boniol kick)					
Dall	— FG Boniol 28					
Dall	— E. Smith 37 run (Boniol kick)					
Dall	— Teague 29 interception return (Boniol kick)					
Dall	— FG Boniol 31					
Dall	— FG Boniol 22					
Minn	— Carter 30 pass from B. Johnson (Sisson kick)					
Dall	— E. Smith 1 run (Boniol kick)					
Dall	— FG Boniol 25					
Minn	— B. Johnson 5 run (Carter pass from B. Johnson)					

### 1995

**GREEN BAY 37, ATLANTA 20**—Edgar Bennett rushed for a club playoff-record 108 yards, and Antonio Freeman returned a punt 76 yards for a touchdown in the Packers' victory. Green Bay led just 14-10 in the second quarter before Freeman's punt return and an 85-yard drive just before halftime broke open the game at 27-10. The latter, a 14-play march capped by Brett Favre's 2-yard touchdown pass to tight end Mark Chmura with 49 seconds left in the second quarter, featured 34 rushing yards by Bennett and completions to seven different receivers. The Falcons pulled within 27-17 on Jeff George's 27-yard touchdown pass to J.J. Birden in the first minute of the fourth quarter, but the Packers countered with another lengthy drive to put the game out of reach. The 12-play, 70-yard march took 6:22 and concluded with Favre's 18-yard touchdown pass to running back Dorsey Levens. Favre, who also threw a 14-yard touchdown pass to Robert Brooks in the first quarter, was 24 of 35 for 199 yards. Bennett, who carried 24 times, broke the Packers' postseason rushing record of 105 yards shared by Pro Football Hall of Fame members Jim Taylor and Paul Hornung. George completed 30 of 54 passes for 366 yards and 2 touchdowns for the Falcons. Eric Metcalf caught 8 passes for 114 yards.

<b>Atlanta</b>	7	3	0	10	—	20
<b>Green Bay</b>	14	13	0	10	—	37
Atl	— Metcalf 65 pass from George (Andersen kick)					
GB	— Bennett 8 run (Jacke kick)					
GB	— Brooks 14 pass from Favre (Jacke kick)					
Atl	— FG Andersen 31					
GB	— Freeman 76 punt return (bad snap)					
GB	— Chmura 2 pass from Favre (Jacke kick)					
Atl	— Birden 27 pass from George (Andersen kick)					
GB	— Levens 18 pass from Favre (Jacke kick)					
Atl	— FG Andersen 22					
GB	— FG Jacke 25					

**PHILADELPHIA 58, DETROIT 37**—Rodney Peete passed for 270 yards and 3 touchdowns as the Eagles blasted the Lions. The game was tied 7-7 before Philadelphia put the game away by exploding for 31 points in the second quarter. Gary Anderson began the onslaught with a 21-yard field goal 2:04 into the second quarter, and just 2:13 later Peete teamed with Fred Barnett on a 22-yard touchdown pass for a 17-7 lead. Two plays after that, cornerback Barry Wilburn returned an interception 24 yards for a touchdown, and when Ricky Watters ran 1 yard for a touchdown 4:59 before halftime, the Eagles led 31-7. They ended any remaining suspense when Peete threw a 43-yard desperation pass for a touchdown to Rob Carpenter on the final play of the second quarter. By midway through the third quarter it was 51-7 and Detroit's seven-game winning streak was in tatters. Peete completed 17 of 25 passes in all and was not intercepted. Lions quarterbacks Scott Mitchell and Don Majkowski, meanwhile, combined for 361 yards and 4 touchdowns, but suffered 6 interceptions. The 95 points scored by the two clubs set an NFL postseason record. Philadelphia's second-quarter barrage has been bettered only once in NFL postseason play. Washington scored 35 points in the second quarter of Super Bowl XXII against Denver.

<b>Detroit</b>	7	0	14	16	—	37
<b>Philadelphia</b>	7	31	13	7	—	58
Phil	— Garner 15 run (Anderson kick)					
Det	— Sloan 32 pass from Mitchell (Hanson kick)					
Phil	— FG Anderson 21					
Phil	— Barnett 22 pass from Peete (Anderson kick)					
Phil	— Wilburn 24 interception return (Anderson kick)					
Phil	— Watters 1 run (Anderson kick)					
Phil	— Carpenter 43 pass from Peete (Anderson kick)					
Phil	— Watters 45 pass from Peete (Anderson kick)					
Phil	— FG Anderson 31					
Phil	— FG Anderson 39					
Det	— Moore 68 pass from Majkowski (Hanson kick)					
Det	— Morton 7 pass from Majkowski (Hanson kick)					
Phil	— Thomas 30 interception return (Anderson kick)					
Det	— Sloan 2 pass from Majkowski (Rivers run)					
Det	— Rivers 1 run (Moore pass from Majkowski)					

### 1994

**CHICAGO 35, MINNESOTA 18**—Steve Walsh threw 2 touchdowns passes as the Bears stunned the NFC Central Division-champion Vikings. Chicago, which didn't score more than 27 points in any game during the 1994 regular season, ended a six-game losing streak to the Vikings by shredding the NFL's fifth-ranked defense for 5 touchdowns. Despite turnovers on their first two possessions, the Bears forged a 14-3 lead in the second quarter on Lewis Tillman's 1-yard run and Walsh's 9-yard touchdown pass to tight end Keith Jennings. Minnesota pulled within 14-9 on Warren Moon's 4-yard touchdown pass to Cris Carter 19 seconds before halftime, but Chicago struck quickly in the third quarter to bolster its lead. Walsh teamed with Curtis Conway on a 23-yard completion and with Jeff Graham on an 18-yard gain before Raymont Harris ran 29 yards for a touchdown just 2:03 into the second half. It was the longest rushing play of the season for the Bears. Walsh's 21-yard touchdown pass to Graham early in the fourth quarter helped keep the game out of reach. He finished with 15 completions in 23 attempts for 221 yards. Graham caught 4 passes for 108 yards. Moon completed 29 of 52 passes for 292 yards and running back Amp Lee caught 11 passes for 159 yards for the Vikings, who had sizeable advantages in plays (82-54) and total yards (389-308). But Minnesota was victimized by 4 turnovers and 11 penalties.

<b>Chicago</b>	0	14	7	14	—	35
<b>Minnesota</b>	3	6	3	6	—	18
Chi	— Tillman 1 run (Butler kick)					
Chi	— Jennings 9 pass from Walsh (Butler kick)					
Minn	— Carter 4 pass from Moon (pass failed)					
Chi	— Harris 29 run (Butler kick)					
Minn	— FG Reveiz 48					
Chi	— Graham 21 pass from Walsh (Butler kick)					

Minn — Lee 11 pass from Moon (pass failed)  
Chi — Miniefield 48 fumble return (Butler kick)

**GREEN BAY 16, DETROIT 12**—The Packers won their first playoff game at home in 12 years by staving off the Lions in the closing minutes. After Chris Jacke's third field goal of the game, from 28 yards with 5:35 to play in the fourth quarter, gave Green Bay a 16-10 lead, Detroit's Eric Lynch returned the ensuing kickoff 27 yards to the Packers' 49-yard line. The Lions reached the 11 at the two-minute warning, but linebacker Bryce Paup sacked Dave Krieg for a 6-yard loss, and on fourth-and-14 from the 17, Herman Moore caught Krieg's pass at the back of the end zone, only to come down past the end line with 1:45 to play. Green Bay ran out the rest of the clock, giving up a concession safety on the last play. Brett Favre passed for 262 yards for the Packers, but it was Green Bay's defense that made the difference. The Packers limited Barry Sanders, the NFL's leading rusher with 1,883 yards during the regular season, to minus-1 yard on 13 carries. Sanders, who caught 3 passes for 4 yards, was held to negative yardage eight of the 16 times he touched the ball. The Lions rushed for minus-4 yards as a team.

<b>Detroit</b>	0	0	3	9	—	12
<b>Green Bay</b>	7	3	3	3	—	16
GB	— Levens 3 run (Jacke kick)					
GB	— FG Jacke 51					
Det	— FG Hanson 38					
GB	— FG Jacke 32					
Det	— Perriman 3 pass from Krieg (Hanson kick)					
GB	— FG Jacke 28					
Det	— Safety, Hentrich ran out of the end zone					

### 1993

**GREEN BAY 28, DETROIT 24**—Brett Favre's 40-yard touchdown pass to Sterling Sharpe with 55 seconds remaining lifted the Packers to victory in their first playoff game in 11 years. Favre, unable to find intended receiver Mark Clayton, scrambled left and threw across the field to Sharpe, who had gotten behind cornerback Kevin Scott down the right sideline. The quarterback's heroics offset brilliant individual performances by the Lions' Barry Sanders and Brett Perriman. Sanders, playing for first time since injuring his knee against the Bears on Thanksgiving Day, rushed for 169 yards on 27 carries. Perriman caught 10 passes for 150 yards, including a 1-yard touchdown from Erik Kramer late in the second quarter to give Detroit a 10-7 edge at halftime. The Lions increased that advantage to 17-7 when cornerback Melvin Jenkins intercepted Favre's pass and returned it 15 yards for a touchdown 6:40 into the third period. After Green Bay countered with a 28-yard touchdown pass from Favre to Sharpe, Detroit appeared poised to score again, driving to the Packers' 5-yard line. But Kramer's pass in the end zone was intercepted by rookie safety George Teague, who raced a playoff-record 101 yards to give Green Bay a 21-17 lead with 1:40 to go in the third quarter. The Lions then pieced together a 15-play, 89-yard drive that consumed more than 8 minutes, taking the lead for the last time on Derrick Moore's 5-yard touchdown run 6:33 into the fourth quarter. Kramer finished with 22 completions in 31 attempts for 248 yards for Detroit, which amassed 410 total yards but could not overcome the Packers' big plays. Sharpe, who set an NFL record with 112 receptions during the regular season, caught only 5 passes but made the most of them, gaining 101 yards and scoring 3 times.

<b>Green Bay</b>	0	7	14	7	—	28
<b>Detroit</b>	3	7	7	7	—	24
Det	— FG Hanson 47					
GB	— Sharpe 12 pass from Favre (Jacke kick)					
Det	— Perriman 1 pass from Kramer (Hanson kick)					
Det	— Jenkins 15 interception return (Hanson kick)					
GB	— Sharpe 28 pass from Favre (Jacke kick)					
GB	— Teague 101 interception return (Jacke kick)					
Det	— D. Moore 5 run (Hanson kick)					
GB	— Sharpe 40 pass from Favre (Jacke kick)					

**N.Y. GIANTS 17, MINNESOTA 10**—Rodney Hampton's 2 third-quarter touchdown runs erased a 7-point halftime deficit and lifted the Giants to the victory. Freezing temperatures and blustery winds limited the effect-

## WILD CARD PLAYOFFS

tiveness of each team's offense, so much so that all the points in the game were scored by the team that had the wind at its back. New York, trailing 10-3, had such conditions in the third quarter when it rallied to win. The Giants tied the score on their first possession of the second half, as Hampton barreled over right end for 51 yards and a touchdown just 2:54 into the third period. Shortly after that, a 21-yard punt positioned New York at Minnesota's 26-yard line, and six plays later, Hampton ran 2 yards for the game's deciding score. Primarily on the strength of Hampton, the Giants controlled the game by rushing 41 times for 176 yards and maintaining possession for 35:23 of the game's 60 minutes. Vikings quarterbacks Jim McMahon and Sean Salisbury combined to complete only 15 of 34 passes for 192 yards.

**Minnesota** 0 10 0 0 — 10  
**N.Y. Giants** 3 0 14 0 — 17

NYG — FG Treadwell 26

Minn — C. Carter 40 pass from McMahon (Revez kick)

Minn — FG Revez 52

NYG — Hampton 51 run (Treadwell kick)

NYG — Hampton 2 run (Treadwell kick)

### 1992

**PHILADELPHIA 36, NEW ORLEANS 20**—The Eagles exploded for 26 points in the fourth quarter to rally past the Saints and win a playoff game for the first time since the 1980 NFL Championship Game. New Orleans, the only NFL team that has never won a postseason game, led 20-7 until Philadelphia's Roger Ruzek kicked a 40-yard field goal late in the third quarter to trim the margin to 10 points. In the fourth period, Randall Cunningham's 35-yard touchdown pass to Fred Barnett with 10:37 remaining sparked an Eagles' scoring frenzy against the Saints, who had allowed the fewest points in the NFL during the regular season and had not permitted any opponent more than 21 points in a game all year. On the first play from scrimmage following Barnett's touchdown, Eagles linebacker Seth Joyner intercepted a Bobby Hebert pass and returned it 14 yards to the Saints' 26-yard line. That set up a 6-yard touchdown run by Heath Sherman for a 24-20 Philadelphia lead with 6:48 left in the game. Seventy-two seconds later, defensive end Reggie White sacked Hebert in the end zone to make it 26-20, and Roger Ruzek's 39-yard field goal at the 2:36 mark made it 29-20. Cornerback Eric Allen sealed the victory 19 seconds later with his second interception of the game, returning it 18 yards for a touchdown. Sherman finished with 105 yards on 21 carries, while Cunningham passed for 219 yards and 2 touchdowns, both to Barnett. Hebert completed 23 of 39 passes for 291 yards and a touchdown, but was intercepted 3 times.

**Philadelphia** 7 0 3 26 — 36  
**New Orleans** 7 10 3 0 — 20

NO — Heyward 1 run (Andersen kick)

Phil — Barnett 57 pass from Cunningham (Ruzek kick)

NO — FG Andersen 35

NO — Early 7 pass from Hebert (Andersen kick)

NO — FG Andersen 42

Phil — FG Ruzek 40

Phil — Barnett 35 pass from Cunningham (Ruzek kick)

Phil — Sherman 6 run (Ruzek kick)

Phil — Safety, White sacked Hebert in end zone

Phil — FG Ruzek 39

Phil — Allen 18 interception return (Ruzek kick)

**WASHINGTON 24, MINNESOTA 7**—Third-string running back Brian Mitchell ran for 109 yards and added 100 yards on punt returns and receptions as the Redskins, the NFC's lowest seed in the playoffs, upset the Central Division-champion Vikings. Mitchell had carried the ball only 6 times during the regular season and 18 times in his three-year NFL career, but with backup Ricky Ervins injured, he had 16 rushes in this game. The key play was his 36-yard run from Washington's 44-yard line on a fake punt late in the second quarter. Moments later, he scored on an 8-yard run to increase the Redskins' lead to 17-7 at intermission. Minnesota took the game's opening kickoff and marched 79 yards to a

touchdown, Terry Allen's 1-yard run, but then managed only 69 total yards the rest of the way. Quarterback Sean Salisbury completed 42- and 14-yard passes to Cris Carter to key the first drive, but finished only 6 of 20 for 113 yards, with a pair of interceptions. Meanwhile, Washington's offense controlled the ball on the ground, rushing for 196 yards on 47 attempts and maintaining possession for 42:43 of the game's 60 minutes. The Redskins improved their postseason record to 16-4 under head coach Joe Gibbs.

**Washington** 3 14 7 0 — 24

**Minnesota** 7 0 0 0 — 7

Minn — Allen 1 run (Revez kick)

Wash — FG Lohmiller 44

Wash — Byner 3 run (Lohmiller kick)

Wash — Mitchell 8 run (Lohmiller kick)

Wash — Clark 24 pass from Rypien (Lohmiller kick)

### 1991

**ATLANTA 27, NEW ORLEANS 20**—Michael Haynes turned a short reception into a 61-yard touchdown to provide the decisive points in the Falcons' win over the Saints. Haynes, who had 6 catches for 144 yards, had given Atlanta its first lead at 17-13 with a 20-yard scoring catch in the third quarter. After the Saints regained the lead on a 1-yard touchdown run by Dalton Hilliard, Chris Miller led the Falcons to a tying field goal and winning touchdown in the final quarter. Miller completed 18 of 30 passes for 291 yards and 3 scores.

**Atlanta** 0 10 7 10 — 27

**New Orleans** 7 6 0 7 — 20

NO — Turner 26 pass from Hebert (Andersen kick)

NO — FG Andersen 45

Atl — Rison 24 pass from Miller (Johnson kick)

Atl — FG Johnson 44

NO — FG Andersen 35

Atl — Haynes 20 pass from Miller (Johnson kick)

NO — Hilliard 1 run (Andersen kick)

Atl — FG Johnson 36

Atl — Haynes 61 pass from Miller (Johnson kick)

**DALLAS 17, CHICAGO 13**—Emmitt Smith ran for 105 yards and a touchdown to lead the Cowboys over the Bears. Darrick Brownlow blocked a Bears punt to set up Smith's 1-yard touchdown run, which gave Dallas a 10-0 first-quarter lead. In the third quarter, Steve Beuerlein's 3-yard touchdown pass to Jay Novacek capped a 75-yard drive and gave the Cowboys a 17-6 lead. Dallas' defense made it stand, keeping Chicago out of the end zone until the game's final three minutes.

**Dallas** 10 0 7 0 — 17

**Chicago** 0 3 3 7 — 13

Dall — FG Willis 27

Dall — E. Smith 1 run (Willis kick)

Chi — FG Butler 19

Chi — FG Butler 43

Dall — Novacek 3 pass from Beuerlein (Willis kick)

Chi — Waddle 6 pass from Harbaugh (Butler kick)

### 1990

**CHICAGO 16, NEW ORLEANS 6**—Neal Anderson collected 208 total yards to lead the Bears over the Saints. Anderson helped Chicago control the ball by carrying 27 times (to tie a club postseason record) for 166 yards and catching 4 passes for 42 yards. He also completed a 22-yard pass to Ron Morris. The Bears amassed 365 yards while limiting the Saints to 193 yards.

**New Orleans** 0 3 0 3 — 6

**Chicago** 3 7 3 3 — 16

Chi — FG Butler 19

Chi — Thornton 18 pass from Tomczak (Butler kick)

NO — FG Andersen 47

Chi — FG Butler 22

NO — FG Andersen 38

Chi — FG Butler 21

**WASHINGTON 20, PHILADELPHIA 6**—Mark Rypien's 2 touchdown passes and a stellar defensive effort combined to lift the Redskins over the Eagles. Rypien gave Washington a 7-6 lead with a 16-yard scoring pass to Art Monk. In the third quarter, Rypien capped the scoring with a 2-yard toss to Gary Clark. The Redskins' defense kept the Eagles' offense in check, limiting it to just 2 field goals and no touchdowns.

**Washington** 0 10 10 0 — 20

**Philadelphia** 3 3 0 0 — 6

Phil — FG Ruzek 37

Phil — FG Ruzek 28

Wash — Monk 16 pass from Rypien (Lohmiller kick)

Wash — FG Lohmiller 20

Wash — FG Lohmiller 19

Wash — Clark 2 pass from Rypien (Lohmiller kick)

### 1989

**LOS ANGELES RAMS 21, PHILADELPHIA 7**—Jim Everett threw 2 first-quarter touchdown passes to lead the Rams. Los Angeles took a 14-0 lead midway through the second quarter on Everett's scoring strikes to Henry Ellard (39 yards) and Damone Johnson (4 yards). After the Eagles halved the Rams' lead with a fourth-quarter touchdown, Los Angeles's Greg Bell ran 7 yards for a touchdown that clinched the victory. Everett completed 18 of 33 passes for 281 yards, while Bell finished with 124 yards on 27 carries.

**L.A. Rams** 14 0 0 7 — 21

**Philadelphia** 0 0 0 7 — 7

LA — Ellard 39 pass from Everett (Lansford kick)

LA — Johnson 4 pass from Everett (Lansford kick)

Phil — Toney 1 run (Ruzek kick)

LA — Bell 7 run (Lansford kick)

### 1988

**MINNESOTA 28, LOS ANGELES RAMS 17**—Joey Browner's 2 first-quarter interceptions led to 14 points that helped the Vikings defeat the Rams. Browner's first interception put Minnesota at its 27, and the Vikings drove 73 yards for the game's first score. Browner returned his second interception to the Rams' 17, setting up Allen Rice's 17-yard touchdown run. In the second half, Alfred Anderson's second touchdown and Wade Wilson's 5-yard touchdown pass to Carl Hilton put the game out of reach.

**L.A. Rams** 0 7 3 7 — 17

**Minnesota** 14 0 7 7 — 28

Minn — A. Anderson 7 run (C. Nelson kick)

Minn — Rice 17 run (C. Nelson kick)

Rams — D. Johnson 3 pass from Everett

(Lansford kick)

Minn — A. Anderson 1 run (C. Nelson kick)

Rams — FG Lansford 43

Minn — Hilton 5 pass from Wilson (C. Nelson kick)

Rams — Holohan 11 pass from Everett (Lansford kick)

### 1987

**MINNESOTA 44, NEW ORLEANS 10**—The Vikings completely dominated the Saints en route to an easy victory. Minnesota's offense gained 417 yards and held a time-of-possession advantage of 41:18 to 18:42, while its defense limited New Orleans to 149 total yards and forced 6 turnovers (4 interceptions, 2 fumbles). The Vikings' Anthony Carter caught 6 passes for 79 yards, including a 10-yard touchdown. Carter also set an NFL postseason record by returning a punt 84 yards for a touchdown.

**Minnesota** 10 21 3 10 — 44

**New Orleans** 7 3 0 0 — 10

NO — Martin 10 pass from Hebert (Andersen kick)

Minn — FG C. Nelson 42

Minn — Carter 84 punt return (C. Nelson kick)

Minn — Jordan 5 pass from W. Wilson

(C. Nelson kick)

Minn — Carter 10 pass from Rice (C. Nelson kick)

NO — FG Andersen 40

Minn — Jones 44 pass from W. Wilson

(C. Nelson kick)

Minn — FG C. Nelson 32

Minn — FG C. Nelson 19

Minn — Dozier 8 run (C. Nelson kick)

### 1986

**WASHINGTON 19, LOS ANGELES RAMS 7**—The Redskins forced 6 turnovers to defeat the Rams. Los Angeles outgained Washington 324 yards to 228, but 4 fumbles and 2 interceptions thwarted the Rams all day. Led by George Rogers, who rushed for 115 yards on 29 carries, the Redskins turned the Rams' errors into points. Jess Atkinson kicked 4 field goals, and Jay Schroeder threw a 14-yard pass to Kelvin Bryant for



## WILD CARD PLAYOFFS

Washington's only touchdown. Eric Dickerson led the Rams with 158 rushing yards on 26 carries.

<b>L.A. Rams</b>	0	0	0	7	—	7
<b>Washington</b>	10	3	3	3	—	19
Wash — FG Atkinson 25						
Wash — Bryant 14 pass from Schroeder (Atkinson kick)						
Wash — FG Atkinson 20						
Wash — FG Atkinson 38						
Rams — House 12 pass from Everett (Lansford kick)						
Wash — FG Atkinson 19						

### 1985

**NEW YORK GIANTS 17, SAN FRANCISCO 3**—A balanced offense and a ferocious defense combined to lift the Giants over the 49ers. Terry Kinard's interception set up the game's first touchdown on an 18-yard pass from Phil Simms to Mark Bavaro. Simms's 3-yard touchdown pass to Don Hasselbeck in the third quarter concluded the scoring. New York's offense rushed for 174 yards and passed for 181, while its defense recorded 4 sacks and did not allow a touchdown.

<b>San Francisco</b>	0	3	0	0	—	3
<b>N.Y. Giants</b>	3	7	7	0	—	17
NYG — FG Schubert 47						
NYG — Bavaro 18 pass from Simms (Schubert kick)						
SF — FG Wersching 21						
NYG — Hasselbeck 3 pass from Simms (Schubert kick)						

### 1984

**NEW YORK GIANTS 16, LOS ANGELES RAMS 13**—The Giants took advantage of their opportunities to defeat the Rams. New York gained only 192 yards, but it converted a Rams fumble into its only touchdown and a 10-0 first-quarter lead. New York almost squandered that lead, but in the fourth quarter, the Giants' defense stopped the Rams inside the 5-yard line, forcing Los Angeles to accept a field goal instead of the go-ahead touchdown. The Giants then stopped the Rams' last-gasp attempt for a tying field goal.

<b>N.Y. Giants</b>	10	0	6	0	—	16
<b>L.A. Rams</b>	0	3	7	3	—	13
NYG — FG Haji-Sheikh 37						
NYG — Carpenter 1 run (Haji-Sheikh kick)						
Rams — FG Lansford 38						
NYG — FG Haji-Sheikh 39						
Rams — Dickerson 14 run (Lansford kick)						
NYG — FG Haji-Sheikh 36						
Rams — FG Lansford 22						

### 1983

**LOS ANGELES RAMS 24, DALLAS 17**—Vince Ferragamo fired 3 touchdown passes to lead the Rams' victory. Ferragamo turned a 10-7 deficit into a 21-10 lead by hitting Preston Dennard (16 yards) and George Farmer (8 yards) for second-half scores. Both touchdowns were set up by Dallas turnovers. Another interception set up Mike Lansford's 20-yard field goal, which made it 24-10. Dallas added a late touchdown to make the final score 24-17. Danny White completed 32 of 53 passes for 330 yards in a losing effort.

<b>L.A. Rams</b>	7	0	7	10	—	24
<b>Dallas</b>	0	7	3	7	—	17
Rams — D. Hill 18 pass from Ferragamo (Lansford kick)						
Dall — T. Hill 14 pass from D. White (Septien kick)						
Dall — FG Septien 41						
Rams — Dennard 16 pass from Ferragamo (Lansford kick)						
Rams — Farmer 8 pass from Ferragamo (Lansford kick)						
Rams — FG Lansford 20						
Dall — Cosbie 2 pass from D. White (Septien kick)						

### 1982

**WASHINGTON 31, DETROIT 7**—Joe Theismann passed for 3 touchdowns, John Riggins ran for 119 yards, and the Redskins' defense forced 5 turnovers as Washington easily defeated the Lions. Jeris White intercepted 2 passes, including 1 he returned 77 yards for a touchdown. After a field goal by Mark Moseley, Theismann connected with Alvin Garrett on scoring passes of 21, 21, and 27 yards. Garrett, playing for injured Art

Monk, caught 6 passes for 110 yards. Theismann completed 14 of 19 passes for 210 yards.

<b>Detroit</b>	0	0	7	0	—	7
<b>Washington</b>	10	14	7	0	—	31
Wash — White 77 interception return (Moseley kick)						
Wash — FG Moseley 26						
Wash — Garrett 21 pass from Theismann (Moseley kick)						
Wash — Garrett 21 pass from Theismann (Moseley kick)						
Wash — Garrett 27 pass from Theismann (Moseley kick)						
Det — Hill 15 pass from Hipple (Murray kick)						

**GREEN BAY 41, ST. LOUIS 16**—The Packers exploded behind Lynn Dickey's 4 touchdown passes to rout the Cardinals. After a Cardinals field goal, Green Bay scored 28 unanswered points, with three of the scores coming on passes by Dickey. In the third quarter, Dickey and John Jefferson connected on their second touchdown to put the game out of reach. Dickey completed 17 of 23 passes for 260 yards. Jefferson caught 6 passes for 148 yards. Neil Lomax led the Cardinals by completing 32 of 51 passes for 385 yards.

<b>St. Louis</b>	3	6	0	7	—	16
<b>Green Bay</b>	7	21	10	3	—	41
StL — FG O'Donoghue 18						
GB — Jefferson 60 pass from Dickey (Stenerud kick)						
GB — Lofton 20 pass from Dickey (Stenerud kick)						
GB — Ivery 2 run (Stenerud kick)						
GB — Ivery 4 pass from Dickey (Stenerud kick)						
StL — Tilley 5 pass from Lomax (kick blocked)						
GB — FG Stenerud 46						
GB — Jefferson 7 pass from Dickey (Stenerud kick)						
GB — FG Stenerud 34						
StL — Shumann 18 pass from Lomax (O'Donoghue kick)						

**DALLAS 30, TAMPA BAY 17**—The Cowboys scored 14 fourth-quarter points to defeat the Buccaneers. Dallas took a 23-17 lead with 13:21 remaining when rookie Monty Hunter returned an interception 19 yards for a touchdown. The Cowboys' offense put the finishing touches on the win with a 10-yard touchdown pass from Danny White to Timmy Newsome with 3:33 left. White passed for 312 yards to lead a Dallas offense that out-gained Tampa Bay 456 to 218 but made enough mistakes to keep the game close.

<b>Tampa Bay</b>	0	10	7	0	—	17
<b>Dallas</b>	6	7	3	14	—	30
Dall — FG Septien 33						
Dall — FG Septien 33						
TB — Green 60 fumble recovery return (Capece kick)						
TB — FG Capece 32						
Dall — Springs 6 pass from D. White (Septien kick)						
Dall — FG Septien 19						
TB — G. Jones 49 pass from Williams (Capece kick)						
Dall — Hunter 19 interception return (Septien kick)						
Dall — Newsome 10 pass from D. White (Septien kick)						

**MINNESOTA 30, ATLANTA 24**—Ted Brown ran 5 yards for a touchdown with 1:44 remaining to lift the Vikings over the Falcons. Although Atlanta's offense did not score a touchdown, the Falcons were in a position to win thanks to touchdowns on a blocked punt, an interception, and a fake field goal. But Minnesota's Tommy Kramer led a 72-yard drive that culminated with Brown's winning run. Kramer passed for 253 yards and Brown finished with 81 rushing yards.

<b>Atlanta</b>	7	0	14	3	—	24
<b>Minnesota</b>	3	10	3	14	—	30
Atl — Rogers recovered blocked punt in end zone (Luckhurst kick)						
Minn — FG Danmeier 33						
Minn — White 36 pass from Kramer (Danmeier kick)						
Minn — FG Danmeier 30						
Atl — Luckhurst 17 run (Luckhurst kick)						
Atl — Glazebrook 35 interception return (Luckhurst kick)						
Minn — FG Danmeier 39						

Minn — McCullum 11 pass from Kramer (Danmeier kick)						
Atl — FG Luckhurst 41						
Minn — Brown 5 run (Danmeier kick)						

### 1981

**NEW YORK GIANTS 27, PHILADELPHIA 21**—The Giants built a 27-7 lead, then withstood an Eagles rally to win. New York recovered a fumble to set up its first score, then drove 62 yards for another score on Scott Brunner's second touchdown pass of the day. The Eagles fumbled the ensuing kickoff, and Mark Haynes recovered it in the end zone for a 20-0 New York lead. Brunner added his third scoring strike before halftime. The Eagles scored with 2:51 left to close the gap to 27-21, but New York ran out the clock behind Rob Carpenter, who finished with 161 rushing yards.

<b>N.Y. Giants</b>	20	7	0	0	—	27
<b>Philadelphia</b>	0	7	7	7	—	21
NYG — Bright 9 pass from Brunner (kick failed)						
NYG — Mistler 10 pass from Brunner (Danelo kick)						
NYG — Haynes recovered fumble in end zone (Danelo kick)						
Phil — Carmichael 15 pass from Jaworski (Franklin kick)						
NYG — Mullady 22 pass from Brunner (Danelo kick)						
Phil — Montgomery 6 run (Franklin kick)						
Phil — Montgomery 1 run (Franklin kick)						

### 1980

**DALLAS 34, LOS ANGELES 13**—The Cowboys scored on their first three possessions of the second half to turn a tie game into a runaway. The Rams took a 13-6 lead on Vince Ferragamo's 21-yard scoring pass to Preston Dennard. But it was all Cowboys after that, as Tony Dorsett ran 12 yards for the tying score before halftime. Cowboys quarterback Danny White then fired second-half touchdown passes to Dorsett, Butch Johnson, and Drew Pearson as Dallas pulled away. Dorsett set a club playoff record with 160 rushing yards.

<b>Los Angeles</b>	6	7	0	0	—	13
<b>Dallas</b>	3	10	14	7	—	34
Dall — FG Septien 28						
LA — Thomas 1 run (kick blocked)						
Dall — FG Septien 29						
LA — Dennard 21 pass from Ferragamo (Corral kick)						
Dall — Dorsett 12 run (Septien kick)						
Dall — Dorsett 10 pass from White (Septien kick)						
Dall — Johnson 35 pass from White (Septien kick)						
Dall — D. Pearson 11 pass from White (Septien kick)						

### 1979

**PHILADELPHIA 27, CHICAGO 17**—Ron Jaworski fired 3 touchdown passes, including 2 in the second half, to rally the Eagles over the Bears. Jaworski hit Harold Carmichael for a 17-yard touchdown that opened the scoring. Jaworski and Carmichael hooked up again for a 29-yard touchdown that tied the game at 17-17. In the fourth quarter, Bobby Howard ended a Bears threat with an interception in the end zone. Jaworski then led the Eagles 80 yards to the tie-breaking score, the last 63 coming on a pass to Billy Campfield.

<b>Chicago</b>	7	10	0	0	—	17
<b>Philadelphia</b>	7	3	7	10	—	27
Phil — Carmichael 17 pass from Jaworski (Franklin kick)						
Chi — Payton 2 run (Thomas kick)						
Phil — FG Franklin 29						
Chi — Payton 1 run (Thomas kick)						
Chi — FG Thomas 30						
Phil — Carmichael 29 pass from Jaworski (Franklin kick)						
Phil — Campfield 63 pass from Jaworski (Franklin kick)						
Phil — FG Franklin 34						

### 1978

**ATLANTA 14, PHILADELPHIA 13**—In a year of miracles for the Falcons, Atlanta produced another come-from-behind finish to defeat the Eagles. Trailing 13-0, Steve Bartkowski completed 4 of 6 passes for 88 yards to lead the Falcons to their first touchdown. Atlanta got the ball back, and Bartkowski hit 3 of 4 passes, includ-



## WILD CARD PLAYOFFS

ing a 37-yard scoring pass to Wallace Francis with 1:39 left. The Falcons dodged a bullet when the Eagles missed a 34-yard field goal with 13 seconds left. Bartkowski completed 18 of 32 passes for 243 yards.

<b>Philadelphia</b>	6	0	7	0	—	13
<b>Atlanta</b>	0	0	0	14	—	14

Phil — Carmichael 13 pass from Jaworski  
(kick failed)

Phil — Montgomery 1 run (Michel kick)

Atl — Mitchell 20 pass from Bartkowski  
(Mazzetti kick)

Atl — Francis 37 pass from Bartkowski  
(Mazzetti kick)

## NFC WILD CARD RECORDS

### INDIVIDUAL RECORDS

#### GAMES

##### Most Games Played

- 9 Randall McDaniel, Minnesota, 1988, 1992-94, 1996-97, 1999; Tampa Bay, 2000-01

#### SCORING

##### Most Points, Game

- 18 Alvin Garrett, Washington vs. Detroit, 1982 (3-td)  
Sterling Sharpe, Green Bay vs. Detroit, 1993 (3-td)  
Willie Jackson, New Orleans vs. St. Louis, 2000 (3-td)  
Amani Toomer, N.Y. Giants vs. San Francisco, 2002 (3-td)  
Shaun Alexander, Seattle vs. Green Bay, 2003 (OT) (3-td)

#### TOUCHDOWNS

##### Most Touchdowns, Game

- 3 Alvin Garrett, Washington vs. Detroit, 1982 (3-p)  
Sterling Sharpe, Green Bay vs. Detroit, 1993 (3-p)  
Willie Jackson, New Orleans vs. St. Louis, 2000 (3-p)  
Amani Toomer, N.Y. Giants vs. San Francisco, 2002 (3-p)  
Shaun Alexander, Seattle vs. Green Bay, 2003 (OT) (3-r)

#### POINTS AFTER TOUCHDOWN

##### Most Points After Touchdown, Game

- 7 Gary Anderson, Philadelphia vs. Detroit, 1995 (7-att)

#### FIELD GOALS

##### Most Field Goals Attempted, Game

- 5 Brad Daluiso, N.Y. Giants vs. Minnesota, 1997  
John Kasay, Carolina vs. Dallas, 2003

##### Most Field Goals, Game

- 5 Brad Daluiso, N.Y. Giants vs. Minnesota, 1997  
John Kasay, Carolina vs. Dallas, 2003

##### Longest Field Goal

- 52 Fuad Reveiz, Minnesota vs. N.Y. Giants, 1993

#### RUSHING

##### ATTEMPTS

##### Most Attempts, Game

- 33 Rob Carpenter, N.Y. Giants vs. Philadelphia, 1981  
Rodney Hampton, N.Y. Giants vs. Minnesota, 1993

#### YARDS GAINED

##### Most Yards Gained, Game

- 169 Barry Sanders, Detroit vs. Green Bay, 1993

##### Longest Run From Scrimmage

- 74 Adrian Murrell, Arizona vs. Dallas, 1998

#### TOUCHDOWNS

##### Most Touchdowns, Game

- 3 Shaun Alexander, Seattle vs. Green Bay, 2003 (OT)

#### PASSING

##### ATTEMPTS

##### Most Passes Attempted, Game

- 54 Jeff George, Atlanta vs. Green Bay, 1995

#### COMPLETIONS

##### Most Passes Completed, Game

- 32 Neil Lomax, St. Louis vs. Green Bay, 1982  
Danny White, Dallas vs. L.A. Rams, 1983

##### Highest Completion Percentage, Game (20 att)

- 75.9 Brett Favre, Green Bay vs. San Francisco, 2001 (22-29)

#### YARDS GAINED

##### Most Yards Gained, Game

- 385 Neil Lomax, St. Louis vs. Green Bay, 1982

##### Longest Pass Completion

- 76 Jeff Garcia (to Terrell Owens), San Francisco vs. N.Y. Giants, 2002

#### TOUCHDOWNS

##### Most Touchdown Passes, Game

- 4 Lynn Dickey, Green Bay vs. St. Louis, 1982  
Aaron Brooks, New Orleans vs. St. Louis, 2000  
Kerry Collins, N.Y. Giants vs. San Francisco, 2002  
Daunte Culpepper, Minnesota vs. Green Bay, 2004

#### HAD INTERCEPTED

##### Most Attempts Without Interception, Game

- 38 Brett Favre, Green Bay vs. Detroit, 1994  
Brett Favre, Green Bay vs. Seattle, 2003 (OT)

#### Most Passes Had Intercepted, Game

- 4 Scott Mitchell, Detroit vs. Philadelphia, 1995  
Brad Johnson, Tampa Bay vs. Philadelphia, 2001  
Brett Favre, Green Bay vs. Minnesota, 2004

#### PASS RECEIVING

##### RECEPTIONS

##### Most Receptions, Game

- 12 Darrell Jackson, Seattle vs. St. Louis, 2004

#### YARDS GAINED

##### Most Yards Gained, Game

- 177 Terrell Owens, San Francisco vs. N.Y. Giants, 2002

##### Longest Reception

- 76 Terrell Owens (from Jeff Garcia), San Francisco vs. N.Y. Giants, 2002

#### TOUCHDOWNS

##### Most Touchdown Receptions, Game

- 3 Alvin Garrett, Washington vs. Detroit, 1982  
Sterling Sharpe, Green Bay vs. Detroit, 1993  
Willie Jackson, New Orleans vs. St. Louis, 2000  
Amani Toomer, N.Y. Giants vs. San Francisco, 2002

#### INTERCEPTIONS

##### Most Interceptions By, Game

- 2 Accomplished 10 times. Last:  
LaRon Landry, Washington vs. Seattle, 2007

#### YARDS GAINED

##### Most Yards Gained, Game

- 101 George Teague, Green Bay vs. Detroit, 1993

##### Longest Return

- 101 George Teague, Green Bay vs. Detroit, 1993

#### TOUCHDOWNS

##### Most Touchdowns, Game

- 1 Accomplished 14 times. Last:  
Asante Samuel, Philadelphia vs. Minnesota, 2008

#### PUNTING

##### Most Punts, Game

- 9 Mike Michel, Philadelphia vs. Atlanta, 1978  
Kelly Goodburn, Washington vs. Philadelphia, 1990

##### Longest Punt

- 63 Dale Hatcher, L.A. Rams vs. Minnesota, 1988

#### AVERAGE YARDAGE

##### Highest Punt Average, Game (4 Punts)

- 51.2 Jeff Feagles, Philadelphia vs. New Orleans, 1992 (5-256)

#### PUNT RETURNS

##### Most Punt Returns, Game

- 6 Anthony Carter, Minnesota vs. New Orleans, 1987  
Nate Burleson, Seattle vs. Washington, 2007

#### YARDS GAINED

##### Most Yards Gained, Game

- 143 Anthony Carter, Minnesota vs. New Orleans, 1987

##### Longest Return

- 84 Anthony Carter, Minnesota vs. New Orleans, 1987

#### TOUCHDOWNS

##### Most Touchdowns, Game

- 1 Anthony Carter, Minnesota vs. New Orleans, 1987  
Antonio Freeman, Green Bay vs. Atlanta, 1995

#### KICKOFF RETURNS

##### Most Kickoff Returns, Game

- 7 Reggie Brown, Atlanta vs. Minnesota, 1982  
Roell Preston, Green Bay vs. San Francisco, 1998  
Michael Bates, Dallas vs. Carolina, 2003

#### YARDS GAINED

##### Most Yards Gained, Game

- 194 Roell Preston, Green Bay vs. San Francisco, 1998

##### Longest Return

- 93 Miles Austin, Dallas vs. Seattle, 2006

#### TOUCHDOWNS

##### Most Touchdowns, Game

- 1 Miles Austin, Dallas vs. Seattle, 2006

# WILD CARD PLAYOFFS

## TEAM RECORDS

### GAMES

#### Most Games

12 Philadelphia, 1978-79, 1981, 1989-1990, 1992, 1995-96, 2000-01, 2006, 2008

#### Most Games Won

7 Philadelphia, 1979, 1992, 1995, 2000-01, 2006, 2008

#### Most Games Lost

6 Detroit, 1982, 1993-95, 1997, 1999

### SCORING

#### POINTS

##### Most Points, Game

58 Philadelphia vs. Detroit, 1995

##### Fewest Points, Game

0 Philadelphia vs. San Francisco, 1996  
N.Y. Giants vs. Carolina, 2005

##### Most Points, Both Teams, Game

95 Philadelphia (58) vs. Detroit (37), 1995

##### Fewest Points, Both Teams, Game

14 Philadelphia (0) vs. San Francisco (14), 1996

##### Most Points, By Quarter

1st: 20 N.Y. Giants vs. Philadelphia, 1981  
2nd: 31 Philadelphia vs. Detroit, 1995  
3rd: 14 Seven times. Most recent: Arizona vs. Atlanta, 2008  
4th: 26 Philadelphia vs. New Orleans, 1992  
OT: 6 Green Bay vs. Seattle, 2003

### TOUCHDOWNS

#### Most Touchdowns, Game

7 Philadelphia vs. Detroit, 1995

#### Fewest Touchdowns, Game

0 San Francisco vs. N.Y. Giants, 1985  
Philadelphia vs. Washington, 1990  
New Orleans vs. Chicago, 1990  
Philadelphia vs. San Francisco, 1996  
Tampa Bay vs. Philadelphia, 2000  
Tampa Bay vs. Philadelphia, 2001  
N.Y. Giants vs. Carolina, 2005

#### Most Touchdowns, Both Teams, Game

12 Philadelphia (7) vs. Detroit (5), 1995

#### Fewest Touchdowns, Both Teams, Game

1 New Orleans (0) vs. Chicago (1), 1990

### POINTS AFTER TOUCHDOWN

#### Most Points After Touchdowns, Game

7 Philadelphia vs. Detroit, 1995

#### Most Points After Touchdowns, Both Teams, Game

10 Philadelphia (7) vs. Detroit (3), 1995

### FIELD GOALS

#### Most Field Goals, Game

5 N.Y. Giants vs. Minnesota, 1997  
Carolina vs. Dallas, 2003

#### Most Field Goals, Both Teams, Game

8 N.Y. Giants (5) vs. Minnesota (3), 1997

#### Most Field Goals Attempted, Game

5 N.Y. Giants vs. Minnesota, 1997  
Carolina vs. Dallas, 2003

#### Most Field Goals Attempted, Both Teams, Game

9 N.Y. Giants (5) vs. Minnesota (4), 1997

### FIRST DOWNS

#### Most First Downs, Game

29 Dallas vs. Los Angeles, 1980  
Dallas vs. Tampa Bay, 1982

#### Fewest First Downs, Game

8 Tampa Bay vs. Dallas, 1982

#### Most First Downs, Both Teams, Game

50 St. Louis (28) vs. Green Bay (22), 1982

#### Fewest First Downs, Both Teams, Game

26 Dallas (10) vs. Carolina (16), 2003  
Washington (9) vs. Tampa Bay (17), 2005

### NET YARDS GAINED RUSHING AND PASSING

#### Most Net Yards Gained, Game

528 Dallas vs. Los Angeles, 1980

#### Fewest Net Yards Gained, Game

120 Washington vs. Tampa Bay, 2005

#### Most Net Yards Gained, Both Teams, Game

892 San Francisco (446) vs. N.Y. Giants (446), 2002

#### Fewest Net Yards Gained, Both Teams, Game

363 Washington (120) vs. Tampa Bay (243), 2005

### RUSHING

#### ATTEMPTS

##### Most Attempts, Game

50 Minnesota vs. New Orleans, 1987

##### Fewest Attempts, Game

10 Atlanta vs. Green Bay, 1995  
Detroit vs. Washington, 1999

##### Most Attempts, Both Teams, Game

75 Washington (41) vs. L.A. Rams (34), 1986

##### Fewest Attempts, Both Teams, Game

39 Atlanta (10) vs. Green Bay (29), 1995

### YARDS GAINED

#### Most Yards Gained, Game

338 Dallas vs. Los Angeles, 1980

#### Fewest Yards Gained, Game

-4 Detroit vs. Green Bay, 1994

#### Most Yards Gained, Both Teams, Game

430 Dallas (338) vs. Los Angeles (92), 1980

#### Fewest Yards Gained, Both Teams, Game

77 Detroit (-4) vs. Green Bay (81), 1994

#### Longest Gain

74 Arizona vs. Dallas, 1998

### TOUCHDOWNS

#### Most Touchdowns, Game

3 Minnesota vs. L.A. Rams, 1988  
Dallas vs. Minnesota, 1996  
Seattle vs. Green Bay, 2003 (OT)

#### Most Touchdowns, Both Teams, Game

5 Seattle (3) vs. Green Bay (2), 2003 (OT)

### PASSING

#### ATTEMPTS

##### Most Attempts, Game

61 Minnesota vs. Chicago, 1994

##### Fewest Attempts, Game

14 N.Y. Giants vs. Philadelphia, 1981

##### Most Attempts, Both Teams, Game

89 Atlanta (54) vs. Green Bay (35), 1995  
San Francisco (45) vs. N.Y. Giants (44), 2002

##### Fewest Attempts, Both Teams, Game

38 N.Y. Giants (14) vs. Philadelphia (24), 1981

### COMPLETIONS

#### Most Passes Completed, Game

33 Minnesota vs. Chicago, 1994

#### Fewest Passes Completed, Game

6 Minnesota vs. Washington, 1992

#### Most Passes Completed, Both Teams, Game

57 N.Y. Giants (29) vs. San Francisco (28), 2002

#### Fewest Passes Completed, Both Teams, Game

22 N.Y. Giants (9) vs. Philadelphia (13), 1981  
L.A. Rams (9) vs. Washington (13), 1986  
Minnesota (6) vs. Washington (16), 1992

### COMPLETION PERCENTAGE

#### Highest Completion Percentage, Game (20 att)

75.9 Green Bay vs. San Francisco, 2001 (22-29)

#### Lowest Completion Percentage, Game (20 att)

28.6 Tampa Bay vs. Dallas, 1982 (8-28)

#### Highest Completion Percentage, Both Teams, Game

72.1 Green Bay (75.9) vs. San Francisco (68.8), 2001 (44-61)

#### Lowest Completion Percentage, Both Teams, Game

40.0 New Orleans (32.4) vs. Chicago (50.0), 1990 (24-60)

### YARDS GAINED

#### Most Yards Gained, Game

356 San Francisco vs. N.Y. Giants, 2002

#### Fewest Yards Gained, Game

25 Washington vs. Tampa Bay, 2005

#### Most Yards Gained, Both Teams, Game

683 San Francisco (356) vs. N.Y. Giants (327), 2002

#### Fewest Yards Gained, Both Teams, Game

193 Washington (25) vs. Tampa Bay (168), 2005

#### Longest Gain

76 San Francisco vs. N.Y. Giants, 2002

### TOUCHDOWNS

#### Most Touchdowns, Game

4 Green Bay vs. St. Louis, 1982

Detroit vs. Philadelphia, 1995  
 New Orleans vs. St. Louis, 2000  
 N.Y. Giants vs. San Francisco, 2002  
 Minnesota vs. Green Bay, 2004

**Most Touchdowns, Both Teams, Game**

7 Detroit (4) vs. Philadelphia (3), 1995  
 New Orleans (4) vs. St. Louis (3), 2000  
 N.Y. Giants (4) vs. San Francisco (3), 2002

**INTERCEPTIONS**

**Most Passes Intercepted By, Game**

6 Philadelphia vs. Detroit, 1995

**Most Passes Intercepted By, Both Teams, Game**

6 Dallas (3) vs. Los Angeles (3), 1980  
 Philadelphia (6) vs. Detroit (0), 1995

**Fewest Passes Intercepted By, Both Teams, Game**

0 L.A. Rams vs. N.Y. Giants, 1984  
 N.Y. Giants vs. Minnesota, 1993  
 Green Bay vs. Detroit, 1994

**YARDS GAINED**

**Most Yards Gained, Game**

135 Seattle vs. Washington, 2007

**Most Yards Gained, Both Teams, Game**

137 Seattle (135) vs. Washington (2), 2007

**Longest Return**

101 Green Bay vs. Detroit, 1993

**TOUCHDOWNS**

**Most Touchdowns, Game**

2 Philadelphia vs. Detroit, 1995  
 Seattle vs. Washington, 2007

**PUNTING**

**Most Punts, Game**

9 Philadelphia vs. Atlanta, 1978  
 Philadelphia vs. L.A. Rams, 1989  
 Washington vs. Philadelphia, 1990

**Fewest Punts, Game**

0 St. Louis vs. Green Bay, 1982

**Most Punts, Both Teams, Game**

16 Philadelphia (9) vs. Atlanta (7), 1978  
 Philadelphia (9) vs. L.A. Rams (7), 1989  
 Washington (9) vs. Philadelphia (7), 1990

**Fewest Punts, Both Teams, Game**

1 St. Louis (0) vs. Green Bay (1), 1982

**AVERAGE YARDAGE**

**Highest Punting Average, Game (4 Punts)**

51.2 Philadelphia vs. New Orleans, 1992

**Lowest Punting Average, Game (4 Punts)**

31.3 Washington vs. Detroit, 1982

**Highest Punting Average, Both Teams, Game (4 Punts)**

51.0 New Orleans (54.0) vs. Atlanta (42.0), 1991

**Lowest Punting Average, Both Teams, Game (4 Punts)**

28.2 Green Bay (0.0) vs. Atlanta (33.8), 2002

**PUNT RETURNS**

**Most Punt Returns, Game**

6 Minnesota vs. New Orleans, 1987  
 Seattle vs. Washington, 2007

**Fewest Punt Returns, Game**

0 By many. Last: Washington vs. Seattle, 2007

**Most Punt Returns, Both Teams, Game**

9 Washington (5) vs. Philadelphia (4), 1990

**Fewest Punt Returns, Both Teams, Game**

0 Green Bay vs. St. Louis, 1982

**YARDS GAINED**

**Most Yards Gained, Game**

143 Minnesota vs. New Orleans, 1987

**Most Yards Gained, Both Teams, Game**

143 Minnesota (143) vs. New Orleans (0), 1987

**Longest Return**

84 Minnesota vs. New Orleans, 1987

**KICKOFF RETURNS**

**Most Kickoff Returns, Game**

10 Detroit vs. Philadelphia, 1995

**Fewest Kickoff Returns, Game**

0 Minnesota vs. New Orleans, 1987  
 Arizona vs. Dallas, 1998

**Most Kickoff Returns, Both Teams, Game**

14 Detroit (10) vs. Philadelphia (4), 1995

**Fewest Kickoff Returns, Both Teams, Game**

3 San Francisco (1) vs. Philadelphia (2), 1996

**YARDS GAINED**

**Most Yards Gained, Game**

194 Green Bay vs. San Francisco, 1998

**Most Yards Gained, Both Teams, Game**

322 Green Bay (194) vs. San Francisco (128), 1998

**Longest Return**

93 Dallas vs. Seattle, 2006

**NFC WILD CARD GAME TOP PERFORMANCES**

**RUSHING YARDS**

169 Barry Sanders, Detroit vs. Green Bay, 1993  
 161 Rob Carpenter, N.Y. Giants vs. Philadelphia, 1981  
 161 Rodney Hampton, N.Y. Giants vs. Minnesota, 1993  
 160 Tony Dorsett, Dallas vs. Los Angeles, 1980  
 158 Eric Dickerson, L.A. Rams vs. Washington, 1986

**PASSING YARDS**

385 Neil Lomax, St. Louis vs. Green Bay, 1982  
 366 Jeff George, Atlanta vs. Green Bay, 1995  
 365 Kurt Warner, St. Louis vs. New Orleans, 2000  
 342 Kerry Collins, N.Y. Giants vs. San Francisco, 2002  
 341 Matt Hasselbeck, Seattle vs. St. Louis, 2004

**RECEPTIONS**

12 Darrell Jackson, Seattle vs. St. Louis, 2004  
 11 Amp Lee, Minnesota vs. Chicago, 1994  
 11 Roddy White, Atlanta vs. Arizona, 2008  
 10 Brett Perriman, Detroit vs. Green Bay, 1993  
 10 Steve Smith, Carolina vs. N.Y. Giants, 2005  
 10 Antwaan Randle El, Washington vs. Seattle, 2007

**RECEIVING YARDS**

177 Terrell Owens, San Francisco vs. N.Y. Giants, 2002  
 163 Raghieb Ismail, Dallas vs. Minnesota, 1999  
 159 Amp Lee, Minnesota vs. Chicago, 1994  
 150 Leonard Thompson, Detroit vs. Washington, 1982  
 150 Brett Perriman, Detroit vs. Green Bay, 1993







★ DIVISIONAL ★

---

# Divisional Playoffs

## DIVISIONAL PLAYOFFS

### AFC DIVISIONAL PLAYOFFS

*Includes Second-Round Playoff Games (1982), AFC Inter-Divisional Games (1969), and special playoff games to break ties for AFL Division Championships (1963, 1968).*

Season	Date	Winner (Share)	Loser (Share)	Score	Site	Attendance
2008	Jan. 11	Pittsburgh (\$20,000)	San Diego (\$20,000)	35-24	Pittsburgh	63,899
	Jan. 10	Baltimore (\$20,000)	Tennessee (\$20,000)	13-10	Nashville	69,143
2007	Jan. 12	New England (\$20,000)	Jacksonville (\$20,000)	31-20	Foxborough	68,756
	Jan. 13	San Diego (\$20,000)	Indianapolis (\$20,000)	28-24	Indianapolis	56,950
2006	Jan. 14	New England (\$19,000)	San Diego (\$19,000)	24-21	San Diego	68,810
	Jan. 13	Indianapolis (\$19,000)	Baltimore (\$19,000)	15-6	Baltimore	71,162
2005	Jan. 15	Pittsburgh (\$19,000)	Indianapolis (\$19,000)	21-18	Indianapolis	57,449
	Jan. 14	Denver (\$19,000)	New England (\$19,000)	27-13	Denver	76,238
2004	Jan. 16	New England (\$18,000)	Indianapolis (\$18,000)	20-3	Foxborough	68,756
	Jan. 15	Pittsburgh (\$18,000)	N.Y. Jets (\$18,000)	20-17*	Pittsburgh	64,915
2003	Jan. 11	Indianapolis (\$18,000)	Kansas City (\$18,000)	38-31	Kansas City	79,159
	Jan. 10	New England (\$18,000)	Tennessee (\$18,000)	17-14	Foxborough	68,436
2002	Jan. 12	Oakland (\$17,000)	N.Y. Jets (\$17,000)	30-10	Oakland	62,207
	Jan. 11	Tennessee (\$17,000)	Pittsburgh (\$17,000)	34-31*	Nashville	68,809
2001	Jan. 20	Pittsburgh (\$17,000)	Baltimore (\$17,000)	27-10	Pittsburgh	63,976
	Jan. 19	New England (\$17,000)	Oakland (\$17,000)	16-13*	Foxborough	60,292
2000	Jan. 7	Baltimore (\$16,000)	Tennessee (\$16,000)	24-10	Nashville	68,527
	Jan. 6	Oakland (\$16,000)	Miami (\$16,000)	27-0	Oakland	61,998
1999	Jan. 16	Tennessee (\$16,000)	Indianapolis (\$16,000)	19-16	Indianapolis	57,097
	Jan. 15	Jacksonville (\$16,000)	Miami (\$16,000)	62-7	Jacksonville	75,173
1998	Jan. 10	N.Y. Jets (\$15,000)	Jacksonville (\$15,000)	34-24	East Rutherford	78,817
	Jan. 9	Denver (\$15,000)	Miami (\$15,000)	38-3	Denver	75,729
1997	Jan. 4	Denver (\$15,000)	Kansas City (\$15,000)	14-10	Kansas City	76,965
	Jan. 3	Pittsburgh (\$15,000)	New England (\$15,000)	7-6	Pittsburgh	61,228
1996	Jan. 5	New England (\$14,000)	Pittsburgh (\$14,000)	28-3	Foxborough	60,188
	Jan. 4	Jacksonville (\$14,000)	Denver (\$14,000)	30-27	Denver	75,678
1995	Jan. 7	Indianapolis (\$13,000)	Kansas City (\$13,000)	10-7	Kansas City	77,594
	Jan. 6	Pittsburgh (\$13,000)	Buffalo (\$13,000)	40-21	Pittsburgh	59,072
1994	Jan. 8	San Diego (\$12,000)	Miami (\$12,000)	22-21	San Diego	63,381
	Jan. 7	Pittsburgh (\$12,000)	Cleveland (\$12,000)	29-9	Pittsburgh	58,185
1993	Jan. 16	Kansas City (\$12,000)	Houston (\$12,000)	28-20	Houston	64,011
	Jan. 15	Buffalo (\$12,000)	L.A. Raiders (\$12,000)	29-23	Buffalo	61,923
1992	Jan. 10	Miami (\$10,000)	San Diego (\$10,000)	31-0	Miami	71,224
	Jan. 9	Buffalo (\$10,000)	Pittsburgh (\$10,000)	24-3	Pittsburgh	60,407
1991	Jan. 5	Buffalo (\$10,000)	Kansas City (\$10,000)	37-14	Buffalo	80,182
	Jan. 4	Denver (\$10,000)	Houston (\$10,000)	26-24	Denver	75,301
1990	Jan. 13	L.A. Raiders (\$10,000)	Cincinnati (\$10,000)	20-10	Los Angeles	92,045
	Jan. 12	Buffalo (\$10,000)	Miami (\$10,000)	44-34	Buffalo	77,087
1989	Jan. 7	Denver (\$10,000)	Pittsburgh (\$10,000)	24-23	Denver	75,477
	Jan. 6	Cleveland (\$10,000)	Buffalo (\$10,000)	34-30	Cleveland	78,921
1988	Jan. 1	Buffalo (\$10,000)	Houston (\$10,000)	17-10	Buffalo	79,532
	Dec. 31	Cincinnati (\$10,000)	Seattle (\$10,000)	21-13	Cincinnati	58,560
1987	Jan. 10	Denver (\$10,000)	Houston (\$10,000)	34-10	Denver	75,440
	Jan. 9	Cleveland (\$10,000)	Indianapolis (\$10,000)	38-21	Cleveland	79,372
1986	Jan. 4	Denver (\$10,000)	New England (\$10,000)	22-17	Denver	75,262
	Jan. 3	Cleveland (\$10,000)	N.Y. Jets (\$10,000)	23-20*	Cleveland	79,720
1985	Jan. 5	New England (\$10,000)	L.A. Raiders (\$10,000)	27-20	Los Angeles	87,163
	Jan. 4	Miami (\$10,000)	Cleveland (\$10,000)	24-21	Miami	74,667
1984	Dec. 30	Pittsburgh (\$10,000)	Denver (\$10,000)	24-17	Denver	74,981
	Dec. 29	Miami (\$10,000)	Seattle (\$10,000)	31-10	Miami	73,469
1983	Jan. 1	L.A. Raiders (\$10,000)	Pittsburgh (\$10,000)	38-10	Los Angeles	90,380
	Dec. 31	Seattle (\$10,000)	Miami (\$10,000)	27-20	Miami	74,136
1982	Jan. 16	Miami (\$10,000)	San Diego (\$10,000)	34-13	Miami	71,383
	Jan. 15	N.Y. Jets (\$10,000)	L.A. Raiders (\$10,000)	17-14	Los Angeles	90,038
1981	Jan. 3	Cincinnati (\$5,000)	Buffalo (\$5,000)	28-21	Cincinnati	55,420
	Jan. 2	San Diego (\$5,000)	Miami (\$5,000)	41-38*	Miami	73,735
1980	Jan. 4	Oakland (\$5,000)	Cleveland (\$5,000)	14-12	Cleveland	78,245
	Jan. 3	San Diego (\$5,000)	Buffalo (\$5,000)	20-14	San Diego	52,253
1979	Dec. 30	Pittsburgh (\$5,000)	Miami (\$5,000)	34-14	Pittsburgh	50,214
	Dec. 29	Houston (\$5,000)	San Diego (\$5,000)	17-14	San Diego	51,192
1978	Dec. 31	Houston (\$5,000)	New England (\$5,000)	31-14	Foxborough	60,735
	Dec. 30	Pittsburgh (\$5,000)	Denver (\$5,000)	33-10	Pittsburgh	50,230
1977	Dec. 24	Oakland (\$5,000)	Baltimore (\$5,000)	37-31*	Baltimore	59,925
	Dec. 24	Denver (\$5,000)	Pittsburgh (\$5,000)	34-21	Denver	75,059
1976	Dec. 19	Pittsburgh (\$)	Baltimore (\$)	40-14	Baltimore	59,296
	Dec. 18	Oakland (\$)	New England (\$)	24-21	Oakland	53,050
1975	Dec. 28	Oakland (\$)	Cincinnati (\$)	31-28	Oakland	53,030
	Dec. 27	Pittsburgh (\$)	Baltimore (\$)	28-10	Pittsburgh	49,557
1974	Dec. 22	Pittsburgh (\$)	Buffalo (\$)	32-14	Pittsburgh	49,841
	Dec. 21	Oakland (\$)	Miami (\$)	28-26	Oakland	53,023
1973	Dec. 23	Miami (\$)	Cincinnati (\$)	34-16	Miami	78,928
	Dec. 22	Oakland (\$)	Pittsburgh (\$)	33-14	Oakland	52,646
1972	Dec. 24	Miami (\$)	Cleveland (\$)	20-14	Miami	78,916
	Dec. 23	Pittsburgh (\$)	Oakland (\$)	13-7	Pittsburgh	50,327
1971	Dec. 26	Baltimore (\$)	Cleveland (\$)	20-3	Cleveland	70,734
	Dec. 25	Miami (\$)	Kansas City (\$)	27-24*	Kansas City	45,822
1970	Dec. 27	Oakland (\$)	Miami (\$)	21-14	Oakland	52,594
	Dec. 26	Baltimore (\$)	Cincinnati (\$)	17-0	Baltimore	49,694
1969	Dec. 21	Oakland (\$)	Houston (\$)	56-7	Oakland	53,539
	Dec. 20	Kansas City (\$)	N.Y. Jets (\$)	13-6	New York	62,977
1968	Dec. 22	Oakland (\$)	Kansas City (\$)	41-6	Oakland	53,605
1963	Dec. 28	Boston (\$)	Buffalo (\$)	26-8	Buffalo	33,044

\*Sudden Death Overtime.

§ Players received 1/14 of annual salary for playoff appearances.

**2008**

**PITTSBURGH 35, SAN DIEGO 24**—Willie Parker rushed for 146 yards and 2 touchdowns as the Steelers won their first playoff game under second-year coach Mike Tomlin. Four plays into the game, it was the Chargers who scored first, as Philip Rivers lofted a 41-yard touchdown pass to Vincent Jackson on a post pattern for a 7-0 lead. Antonio Holmes tied the game with a 67-yard punt return, but the Chargers' special teams unit responded by stopping Ryan Clark for a 4-yard loss on a fake punt in the second quarter. Nate Kaeding made a 42-yard field goal for a 10-7 lead. A 41-yard pass from Ben Roethlisberger to Hines Ward set up Parker's 3-yard touchdown run with 40 seconds left in the half, giving Pittsburgh a 14-10 halftime lead. The Steelers dominated the third quarter, maintaining possession for all but one play and 17 seconds. First, Roethlisberger completed three key third-down passes on a 13-play, 77-yard drive that was capped by Heath Miller's 8-yard touchdown catch. On the next play, Larry Foote intercepted Rivers' pass. The Chargers forced a punt, but the ball hit blocker Eric Weddle and William Gay recovered at the Chargers' 23. The Chargers' defense held, but after another punt, and a 44-yard pass interference penalty, Gary Russell scored on a 1-yard run with 12:52 remaining for a 28-10 lead. Rivers responded with a touchdown pass to Legedu Naanee, but Pittsburgh drove 73 yards in nine plays, capped by Parker's 16-yard run with 4:11 remaining for a 35-17 lead. Roethlisberger was 17 of 26 for 181 yards and 1 touchdown. Parker carried 27 times for 146 yards. Rivers was 21 of 35 for 308 yards and 3 touchdowns, with 1 interception.

<b>San Diego</b>	7	3	0	14	— 24
<b>Pittsburgh</b>	7	7	7	14	— 35
SD	— Jackson 41 pass from Rivers (Kaeding kick)				
Pitt	— Holmes 67 punt return (Reed kick)				
SD	— FG Kaeding 42				
Pitt	— Parker 3 run (Reed kick)				
Pitt	— Miller 8 pass from Roethlisberger (Reed kick)				
Pitt	— Russell 1 run (Reed kick)				
SD	— Naanee 4 pass from Rivers (Kaeding kick)				
Pitt	— Parker 16 run (Reed kick)				
SD	— Sproles 62 pass from Rivers (Kaeding kick)				

**BALTIMORE 13, TENNESSEE 10**—Matt Stover's 43-yard field goal with 53 seconds remaining lifted the Ravens to victory over the top-seeded Titans. The Titans' defense limited Baltimore to just nine first downs and 211 yards, but the Ravens' defense forced three turnovers. Kerry Collins completed a 28-yard pass to Chris Johnson and 20-yard pass to Justin Gage to set up Johnson's 8-yard touchdown run in the first quarter. The Ravens responded immediately, as rookie Joe Flacco completed a 48-yard touchdown pass to Derrick Mason on third-and-13 to tie the game. The Titans drove to the Ravens' 32 with 4:07 left in the half, but Samari Rolle intercepted Collins' third-and-8 pass. Then, with 36 seconds remaining until halftime, Jarret Johnson forced LenDale White to fumble at the Ravens' 15. Jim Leonhard recovered the fumble to maintain a 7-7 halftime score. Rob Bironas missed a 51-yard field-goal attempt in the third quarter, and late in the quarter Flacco connected with Mark Clayton on a 37-yard pass to set up Stover's 21-yard field goal with 14:10 to play. The Titans drove to the Ravens' 13, but Alge Crumpler fumbled and Fabian Washington recovered at the Ravens' 1 with 8:57 to play. The Titans did force a punt and Bironas kicked a 27-yard field goal to tie the game with 4:23 remaining, but Flacco completed a 23-yard pass to Todd Heap on third-and-2, and Willis McGahee had a key 11-yard run to set up Stover's winning 43-yard kick. Flacco was 11 of 22 for 161 yards and 1 touchdown. Collins was 26 of 42 for 281 yards, with 1 interception. Gage had 10 catches for 135 yards.

<b>Baltimore</b>	7	0	0	6	— 13
<b>Tennessee</b>	7	0	0	3	— 10
Tenn	— Johnson 8 run (Bironas kick)				
Balt	— Mason 48 pass from Flacco (Stover kick)				
Balt	— FG Stover 21				
Tenn	— FG Bironas 27				
Balt	— FG Stover 43				

**2007**

**SAN DIEGO 28, INDIANAPOLIS 24**—Billy Volek

scored on a quarterback sneak with 4:50 remaining, and the Chargers' defense made 2 fourth-down stops in the final 2:01 to advance to the AFC Championship Game for the first time in 13 years. The Colts outgained the Chargers 446-411 in total yards, but committed 3 turnovers compared to San Diego's 1 miscue. The Colts scored on their first possession, and drove to the Chargers' 22 on their next drive, but Marvin Harrison, playing his first game in 11 weeks after recovering from a knee injury, fumbled at the Chargers' 22 and Marlon McCree recovered. Philip Rivers completed 2 key third-down passes on the ensuing drive, capped by Vincent Jackson's 14-yard touchdown on third-and-8, to tie the game. LaDainian Tomlinson injured his knee on the play prior to Jackson's scoring catch, and did not return. Trailing 10-7, Antonio Cromartie intercepted Peyton Manning's pass on the final play of the half, and weaved his way 89 yards into the end zone, but a holding penalty nullified the return. Undaunted, the Chargers opened the second half with an 83-yard touchdown drive, capped by Rivers' perfect pass to Chris Chambers, between two defenders in the end zone, for a 30-yard touchdown. The Colts drove to the Chargers' 4, but Eric Weddle intercepted Manning's pass to thwart the drive. On their next possession, the Colts took a 17-14 lead on Manning's 9-yard touchdown pass to Reggie Wayne, who clipped the right front pylon while diving for the goal line. On the ensuing possession, faced with third-and-14, Rivers connected on a 22-yard pass to Chambers. Two plays later, on the final play of the third quarter, Rivers dumped a screen pass to Darren Sproles, who broke free down the left sideline for a 56-yard touchdown and 21-17 lead. Rivers injured his knee on the play, and did not return. After an exchange of punts, faced with third-and-9, Manning completed a 55-yard touchdown pass to Anthony Gonzalez for a 24-21 lead with 10:07 remaining. Volek completed 3 of 4 passes on the next drive, including a 27-yard dump pass to Legedu Naanee, to set up Volek's 1-yard sneak with 4:50 to play. The Colts used Manning's 16-yard pass to Dallas Clark on fourth-and-5 to reach the Chargers' 9 with 2:51 remaining. Joseph Addai gained 2 yards, but then Manning fired three consecutive incomplete passes, the last with 2:01 to play. The Colts' defense forced a punt with 1:30 to play, and Mike Scifres boomed the punt 66 yards. T.J. Rushing's 12-yard return gave Manning the ball at his own 32. After a 5-yard pass to Addai, Manning again threw three straight incompletions, the last over Clark's head with 58 seconds left. Rivers was 14 of 19 for 264 yards and 3 touchdowns, with 1 interception. Volek was 3 of 4 for 48 yards. Manning was 33 of 48 for 402 yards and 3 touchdowns, with 2 interceptions.

<b>San Diego</b>	0	7	14	7	— 28
<b>Indianapolis</b>	7	3	7	7	— 24
Ind	— Clark 25 pass from Manning (Vinatieri kick)				
SD	— Jackson 14 pass from Rivers (Kaeding kick)				
Ind	— FG Vinatieri 46				
SD	— Chambers 30 pass from Rivers (Kaeding kick)				
Ind	— Wayne 9 pass from Manning (Vinatieri kick)				
SD	— Sproles 56 pass from Rivers (Kaeding kick)				
Ind	— Gonzalez 55 pass from Manning (Vinatieri kick)				
SD	— Volek 1 run (Kaeding kick)				

**NEW ENGLAND 31, JACKSONVILLE 20**—Tom Brady completed a postseason-record 92.9 percent of his passes as the Patriots advanced to the AFC Championship Game for the fifth time in seven seasons. The victory also allowed the Patriots to match the 1972 Dolphins as the only teams to win their first 17 games of a season. The Jaguars began the game with an 80-yard touchdown drive, but New England answered with touchdowns on their first two possessions. The latter was set up by David Garrard's fumble, forced by Ty Warren and recovered by Mike Vrabel at the Jaguars' 29. The Jaguars responded with a 95-yard touchdown drive to tie the game. New England had a chance to score before halftime, but Stephen Gostkowski missed a 35-yard field-goal attempt. Brady completed his first 16 passes until an incompletion to Ben Watson with 10:27 left in the third quarter. However, Brady completed 2 third-down passes on that possession, capped by

Wes Welker's 6-yard touchdown catch to cap an 82-yard drive for a 21-14 lead. The Jaguars answered with a field goal, but Brady then completed all 4 pass attempts on the ensuing 76-yard drive, capped by Watson's 9-yard touchdown catch with 49 seconds left in the third quarter for a 28-17 lead. The Jaguars added Josh Scobee's second field goal of the half to pull within 28-20, but Brady then completed a 53-yard pass to Donte Stallworth to set up Gostkowski's 35-yard field goal with 6:39 remaining for a 31-20 lead. Rodney Harrison intercepted a pass with 4:08 left, and Brady's final completion, an 8-yard pass to Stallworth on third-and-7, helped run out the clock until just 21 seconds remained. Harrison tied an NFL record with his fourth consecutive postseason game with an interception. Brady was 26 of 28 for 262 yards and 3 touchdowns. Laurence Maroney carried 22 times for 122 yards. Garrard was 22 of 33 for 278 yards and 2 touchdowns, with 1 interception.

<b>Jacksonville</b>	7	7	3	3	— 20
<b>New England</b>	7	7	14	3	— 31
Jax	— M. Jones 8 pass from Garrard (Scobee kick)				
NE	— Watson 3 pass from Brady (Gostkowski kick)				
NE	— Maroney 1 run (Gostkowski kick)				
Jax	— Wilford 6 pass from Garrard (Scobee kick)				
NE	— Welker 6 pass from Brady (Gostkowski kick)				
Jax	— FG Scobee 39				
NE	— Watson 9 pass from Brady (Gostkowski kick)				
Jax	— FG Scobee 25				
NE	— FG Gostkowski 35				

**2006**

**NEW ENGLAND 24, SAN DIEGO 21**—Stephen Gostkowski's 31-yard field goal with 1:10 remaining, and three key plays in the final seven minutes by Reche Caldwell, lifted the Patriots to an improbable victory. Michael Turner's 6-yard touchdown run with 2:04 left in the first half, which was set up by Philip Rivers' 58-yard pass to LaDainian Tomlinson on the previous play, gave the Chargers a 14-3 lead. At that point, the Chargers had outgained the Patriots 198-62, but the Patriots drove 72 yards in 11 plays in 1:56, capped by Tom Brady's 6-yard touchdown pass to Jabar Gaffney, to pull within 14-10 with eight seconds left in the half. Eric Parker's muffed punt, recovered by David Thomas, set up Gostkowski's second field goal to pull the Patriots' within 14-13. Rivers' 31-yard pass to Vincent Jackson set up Tomlinson's 3-yard run for a 21-13 lead with 8:35 to play. On fourth-and-5 from the Chargers' 41 with 6:16 to play, Marlon McCree intercepted Brady's pass. Troy Brown immediately ripped the ball from McCree, and Caldwell recovered the fumble at the Chargers' 32. Five plays later, Caldwell caught a 4-yard touchdown pass from Brady, and Kevin Faulk ran up the middle for the 2-point conversion, to tie the game with 4:36 remaining. The Patriots' defense forced a three-and-out and on third-and-10 Brady connected deep down the right sideline to Caldwell for a 49-yard pass play to set up Gostkowski's go-ahead field goal. The Chargers had a chance to tie, but Nate Kaeding's 54-yard field-goal attempt fell short. Brady was 27 of 51 for 280 yards and 2 touchdowns, with 3 interceptions. Gaffney had 10 catches for 103 yards. Rivers was 14 of 32 for 230 yards, with 1 interception. Tomlinson carried 23 times for 123 yards.

<b>New England</b>	3	7	3	11	— 24
<b>San Diego</b>	0	14	0	7	— 21
NE	— FG Gostkowski 50				
SD	— Tomlinson 2 run (Kaeding kick)				
SD	— Turner 6 run (Kaeding kick)				
NE	— Gaffney 6 pass from Brady (Gostkowski kick)				
NE	— FG Gostkowski 34				
SD	— Tomlinson 3 run (Kaeding kick)				
NE	— Caldwell 4 pass from Brady (Faulk run)				
NE	— FG Gostkowski 31				

**INDIANAPOLIS 15, BALTIMORE 6**—Adam Vinatieri kicked 5 field goals and the Colts' defense forced 4 turnovers as Indianapolis advanced to the AFC title game. The Colts kicked field goals on their first two possessions, the latter set up by Gary Brackett's recovery of Todd Heap's fumble, to take a 6-0 lead. Trailing 6-3 in the second quarter, Ed Reed intercepted a pass and the Ravens drove to the Colts' 4. On third-and-goal, Alvin Betha intercepted Steve McNair's pass to thwart the



## DIVISIONAL PLAYOFFS

rally. The Colts converted two third downs on the ensuing 65-yard drive, capped by Vinatieri's 51-yard field goal, which hit the crossbar and bounced over, for a 9-3 halftime lead. Trailing 12-3 early in the fourth quarter, Matt Stover kicked a 51-yard field goal, and three plays later Reed intercepted a pass at the Ravens' 39. But six plays later, Nick Harper intercepted McNair's pass at the Colts' 23. With 7:39 to play, the Colts began a drive on their own 36-yard line. Dominic Rhodes carried 11 times on the 13-play drive, which had 3 third-down conversions, and was capped by Vinatieri's 35-yard field goal with 23 seconds to play. Manning was 15 of 30 for 170 yards, with 2 interceptions. McNair was 18 of 29 for 173 yards, with 2 interceptions.

<b>Indianapolis</b>	6	3	3	3	—	15
<b>Baltimore</b>	0	3	0	3	—	6
Ind — FG Vinatieri 23						
Ind — FG Vinatieri 42						
Balt — FG Stover 40						
Ind — FG Vinatieri 51						
Ind — FG Vinatieri 48						
Balt — FG Stover 51						
Ind — FG Vinatieri 35						

### 2005

**PITTSBURGH 21, INDIANAPOLIS 18**—Mike Vanderjagt missed a 46-yard field goal with 17 seconds left to cap a wild finish and send the Steelers to their sixth AFC Championship Game in Bill Cowher's 14 seasons as head coach. The Steelers became the first sixth-seed to reach a conference championship game. The Steelers opened the game with a 10-play, 84-yard touchdown drive, and two possessions later drove 72 yards to take a 14-0 lead less than 12 minutes into the game. The Colts had a 15-play, 96-yard drive that consumed 9:39 off the clock, but were forced to settle for Vanderjagt's 20-yard field goal with 1:20 left in the second quarter to pull within 14-3. Antwaan Randle El's 20-yard punt return set up Jerome Bettis' 1-yard touchdown run with 1:26 left in the third quarter for a 21-3 lead. On the final play of the third quarter, Peyton Manning completed a 13-yard pass to Brandon Stokley on fourth-and-2 to keep alive the drive and set up his 50-yard scoring pass to Dallas Clark. The Steelers responded by barely converting 2 fourth-and-1 situations before punting with 6:03 to play. Troy Polamalu nearly intercepted a pass near midfield with 5:33 left, but the Colts maintained possession and Edgerrin James scored four plays later to pull within 21-16. Reggie Wayne caught the 2-point conversion pass in the back left corner of the end zone to cut the deficit to 21-18 with 4:24 remaining. The Colts' defense forced a three-and-out, but on fourth-and-16 Joey Porter and James Farrior sacked Manning at the Colts' 2 with 1:20 to play. Since the Colts had all 3 timeouts, the Steelers could not kneel on the ball. On the first play, Gary Brackett forced Bettis to fumble. Nick Harper scooped up the ball and returned it 35 yards to the Colts' 42, where Ben Roethlisberger made a touchdown-saving tackle. The Colts drove to the Steelers' 28, but Manning's passes on second- and third-and-2 fell incomplete. Vanderjagt's 46-yard attempt sailed wide right. Roethlisberger was 14 of 24 for 197 yards and 2 touchdowns, with 1 interception. Manning was 22 of 38 for 290 yards and 1 touchdown.

<b>Pittsburgh</b>	14	0	7	0	—	21
<b>Indianapolis</b>	0	3	0	15	—	18
Pitt — Randle El 6 pass from Roethlisberger (Reed kick)						
Pitt — Miller 7 pass from Roethlisberger (Reed kick)						
Ind — FG Vanderjagt 20						
Pitt — Bettis 1 run (Reed kick)						
Ind — Clark 50 pass from Manning (Vanderjagt kick)						
Ind — James 3 run (Wayne pass from Manning)						

**DENVER 27, NEW ENGLAND 13**—Denver's defense forced 5 turnovers that led to 24 points as the Patriots had their NFL-record 10-game postseason winning streak snapped. The Patriots outgained the Broncos 420-286 in total yards, but committed 5 turnovers. The Patriots led 3-0 and had the ball with 2:00 left in the second quarter, but Courtney Brown forced Kevin Faulk to fumble. Ian Gold recovered at the Patriots' 40. On the next play, a 39-yard pass interference penalty set up Mike Anderson's 1-yard run. On the ensuing kickoff,

kicker Todd Sauerbrun forced Ellis Hobbs to fumble and Cecil Sapp emerged from the pile with the ball. Three plays later, Jason Elam kicked a 50-yard field goal for a 10-3 halftime lead. Adam Vinatieri capped the Patriots' first drive of the second half with a field goal, and New England drove to the Broncos' 5 on their next possession. On third-and-goal, Champ Bailey intercepted Tom Brady's pass and returned it 100 yards to the Patriots' 1, where Ben Watson forced him to fumble the ball out of bounds. It was the longest non-scoring play in postseason history, and Anderson scored on the next snap for a 17-6 lead. New England drove to the Broncos' 25, but Vinatieri missed a 43-yard attempt wide right. The Patriots then forced a punt, but Troy Brown muffed it and Mike Leach recovered at the Patriots' 15. Three plays later, Rod Smith caught a 4-yard touchdown pass from Jake Plummer for a 24-6 lead with 8:38 remaining. Deion Branch's 73-yard catch was followed by David Givens' 4-yard touchdown with 8:05 to play, but Elam kicked a 34-yard field goal with 3:20 remaining, and John Lynch intercepted Brady's long pass with 2:56 to play to clinch the victory. Plummer was 15 of 26 for 197 yards and 1 touchdown, with 1 interception. Brady was 20 of 36 for 341 yards and 1 touchdown, with 2 interceptions. Branch had 8 receptions for 153 yards.

<b>New England</b>	0	3	3	7	—	13
<b>Denver</b>	0	10	7	10	—	27
NE — FG Vinatieri 40						
Den — Anderson 1 run (Elam kick)						
Den — FG Elam 50						
NE — FG Vinatieri 32						
Den — Anderson 1 run (Elam kick)						
Den — Smith 4 pass from Plummer (Elam kick)						
NE — Givens 4 pass from Brady (Vinatieri kick)						
Den — FG Elam 34						

### 2004

**NEW ENGLAND 20, INDIANAPOLIS 3**—The Patriots' defense permitted just 276 yards and forced 3 turnovers as New England held the NFL's highest-scoring offense without a touchdown in a game played in sleet and a 16-degree wind chill. The Patriots held possession for 37:43, including 21:26 in the second half. The Colts had just 2 first downs when Adam Vinatieri's second second-quarter field goal gave the Patriots a 6-0 lead. The Colts drove 67 yards in the final 1:52 of the half. With two seconds remaining, Eugene Wilson knocked down Peyton Manning's pass in the end zone for an incompleteness, forcing the Colts to settle for Mike Vanderjagt's 23-yard field goal. After an exchange of punts to begin the second half, the Patriots used 8:16 to drive 87 yards in 15 plays, 11 on the ground, and capped by David Givens' 5-yard touchdown catch for a 13-3 lead with 1:30 left in the third quarter. Five plays later, the Colts punted and the Patriots drove 94 yards in 14 plays, with 7:50 elapsing off the clock. Corey Dillon's 27-yard run to the Patriots' 1 set up Tom Brady's 1-yard sneak for a 20-3 lead with 7:10 to play. Rodney Harrison intercepted Manning's pass in the end zone with four seconds left to preserve the 17-point margin of victory. Brady was 18 of 27 for 144 yards and 1 touchdown. Dillon rushed 23 times for 144 yards. Manning was 27 of 42 for 238 yards, with 1 interception.

<b>Indianapolis</b>	0	3	0	0	—	3
<b>New England</b>	0	6	7	7	—	20
NE — FG Vinatieri 24						
NE — FG Vinatieri 31						
Ind — FG Vanderjagt 23						
NE — Givens 5 pass from Brady (Vinatieri kick)						
NE — Brady 1 run (Vinatieri kick)						

**PITTSBURGH 20, NEW YORK JETS 17 (OT)**—Jeff Reed kicked a 33-yard field goal in overtime as the Steelers survived two missed field goals by the Jets in regulation to advance to the fifth AFC Championship Game in Bill Cowher's 13-year tenure. Two plays after Reed's 45-yard first-quarter field goal, Troy Polamalu intercepted Chad Pennington's pass and returned it 14 yards to the Jets' 25. Jerome Bettis scored five plays later for a 10-0 lead. Trailing 10-3, Santana Moss fielded a punt and returned it 75 yards down the left sideline for a touchdown with 3:00 left in the half to tie the game. The Steelers drove to the Jets' 33 late in the third quar-

ter when Reggie Tongue intercepted Ben Roethlisberger's pass and returned it 86 yards for a touchdown and 17-10 lead. The Steelers drove to the Jets' 22, but Bettis fumbled and Erik Coleman recovered. The Steelers forced a three-and-out, and the offense converted 3 third-down situations, including 2 passes by Roethlisberger, to set up his 4-yard touchdown pass to Hines Ward to tie the game with 6:00 left. The Jets drove to the Steelers' 28 with 1:58 left, but Doug Brien's 47-yard field goal hit the upright. On the next play, David Barrett intercepted Roethlisberger's pass at the Steelers' 37, but Brien's 43-yard field-goal attempt went wide left as time expired. In overtime, the Jets won the toss but were forced to punt. Roethlisberger completed a 17-yard pass to Ward on third-and-6, and Verron Haynes gained 8 yards on third-and-4 to keep the drive alive and set up Reed's winning kick 11:04 into overtime. Roethlisberger was 17 of 30 for 181 yards and 1 touchdown, with 2 interceptions, and became just the fourth rookie since 1970 to win his first postseason start. Bettis rushed 27 times for 101 yards, and Ward added 10 catches for 105 yards. Pennington was 21 of 33 for 182 yards, with 1 interception.

<b>N.Y. Jets</b>	0	10	7	0	0	—	17
<b>Pittsburgh</b>	10	0	0	7	3	—	20
Pitt — FG Reed 45							
Pitt — Bettis 3 run (Reed kick)							
NYJ — FG Brien 42							
NYJ — Moss 75 punt return (Brien kick)							
NYJ — Tongue 86 interception return (Brien kick)							
Pitt — Ward 4 pass from Roethlisberger (Reed kick)							
Pitt — FG Reed 33							

### 2003

**INDIANAPOLIS 38, KANSAS CITY 31**—Peyton Manning passed for 304 yards and 3 touchdowns, and Edgerrin James rushed for 125 yards and 2 scores, as the Colts advanced to their first AFC Championship Game since 1995. The teams combined for 842 yards, 434 by the Colts, and it was the first postseason game in history without a punt. The Colts scored on six of their first seven possessions, with the lone non-scoring drive coming on a three-play series in their own territory as the half expired. The Colts' five touchdown drives were 70, 76, 71, 64, and 76 yards. The Chiefs attempted to keep pace, scoring on five of their first seven possessions. But Morten Andersen missed a 31-yard field goal just before halftime, allowing the Colts to maintain a 21-10 lead, and Kansas City fumbled two plays into the second half, with David Macklin recovering Priest Holmes' fumble at the Colts' 22 at the end of a 48-yard run. Holmes' 1-yard scoring run with 4:22 left cut the deficit to 38-31, but the Colts got two first downs on their ensuing possession, and by the time the Chiefs stopped the Colts on downs, Kansas City was at its own 27 with eight seconds left. Trent Green completed a screen pass to Holmes, who was tackled immediately by Gary Brackett to clinch the victory. Manning was 22 of 30 for 304 yards and 3 touchdowns. James rushed 26 times for 125 yards and 2 touchdowns. Green was 18 of 30 for 212 yards and 1 touchdown. Holmes rushed 24 times for 176 yards.

<b>Indianapolis</b>	14	7	10	7	—	38
<b>Kansas City</b>	3	7	14	7	—	31
Ind — Stokley 29 pass from Manning (Vanderjagt kick)						
KC — FG Andersen 22						
Ind — James 11 run (Vanderjagt kick)						
KC — Hall 9 pass from Green (Andersen kick)						
Ind — Lopienski 2 pass from Manning (Vanderjagt kick)						
Ind — FG Vanderjagt 45						
KC — Holmes 1 run (Andersen kick)						
Ind — Wayne 19 pass from Manning (Vanderjagt kick)						
KC — Hall 92 kickoff return (Andersen kick)						
Ind — James 1 run (Vanderjagt kick)						
KC — Holmes 1 run (Andersen kick)						

**NEW ENGLAND 17, TENNESSEE 14**—Adam Vinatieri's 46-yard field goal with 4:06 remaining lifted the Patriots past the Titans in four-degree weather. Tom Brady's 41-yard touchdown pass to Bethel Johnson on

## DIVISIONAL PLAYOFFS

the Patriots' sixth offensive play staked New England to a 7-0 lead. The Titans needed just six plays to answer, as Chris Brown scored from 5 yards to tie the game. Vinatieri missed a 44-yard field goal on the Patriots' next possession, but Rodney Harrison intercepted a pass by Steve McNair on the next play to set up Antowain Smith's 1-yard touchdown run. The Titans reached the Patriots' 13 just before halftime, but Richard Seymour blocked Gary Anderson's 31-yard field-goal attempt. Tennessee had success moving the ball on its first possession of the second half, too, driving 11 plays and 70 yards, highlighted by third-down conversion passes to Tyrone Calico and Justin McCareins, to set up McNair's game-tying 11-yard scoring pass to Derrick Mason with 4:14 left in the third quarter. A 32-yard punt by Craig Hentrich and 9-yard return by Troy Brown gave New England the ball at the Titans' 40 with 6:40 remaining. Brady completed a 4-yard pass to Brown on fourth-and-3 with 5:14 left and Vinatieri's 46-yard field goal three plays later gave the Patriots a 17-14 lead. McNair's fourth-and-12 desperation heave intended for Drew Bennett fell incomplete with 1:45 remaining, and New England ran out the clock. Brady was 21 of 41 for 201 yards and 1 touchdown, as he completed passes to 10 different receivers. McNair was 18 of 26 for 210 yards and 1 touchdown, with 1 interception.

<b>Tennessee</b>	7	0	7	0	—	14
<b>New England</b>	7	7	0	3	—	17

NE — B. Johnson 41 pass from Brady  
(Vinatieri kick)

Tenn — Brown 5 run (Anderson kick)

NE — Smith 1 run (Vinatieri kick)

Tenn — Mason 11 pass from McNair (Anderson kick)

NE — FG Vinatieri 46

### 2002

**OAKLAND 30, NEW YORK JETS 10**—Rich Gannon passed for 2 touchdowns and the Raiders' defense forced 4 turnovers as top-seeded Oakland advanced to the AFC Championship Game. Both teams opened with drives that resulted in field goals. Travian Smith gave the Raiders the game's first break when he sacked Chad Pennington, forced him to fumble, and recovered the ball at the Jets' 27 late in the first quarter. Zack Crockett scored six plays later to give Oakland a 10-3 lead. The Jets tied the game in the half's final minute, capping a 16-play, 81-yard drive with Pennington's 1-yard touchdown pass to Jerald Sowell. The Raiders opened up the offense in the second half for Gannon, who had passed for just 94 yards in the first half. Tony James' interception midway through the third quarter was followed two plays later by Gannon's 29-yard touchdown pass to Jerry Porter. The Jets drove to the Raiders' 35 on the next possession, but Pennington's fourth-and-3 pass fell incomplete. Four plays later, Gannon found Jerry Rice for a 9-yard touchdown and a 24-10 lead with 14:15 to play. An interception and fourth-down stop led to 2 field goals by Sebastian Janikowski during the final eight minutes. Gannon was 20 of 30 for 283 yards and 2 touchdowns, with 1 interception. Porter had 6 receptions for 123 yards. Pennington was 21 of 47 for 183 yards and 1 touchdown, with 2 interceptions.

<b>N.Y. Jets</b>	3	7	0	0	—	10
<b>Oakland</b>	3	7	7	13	—	30

NYJ — FG Hall 38

Oak — FG Janikowski 29

Oak — Crockett 1 run (Janikowski kick)

NYJ — Sowell 1 pass from Pennington (Hall kick)

Oak — Porter 29 pass from Gannon  
(Janikowski kick)

Oak — Rice 9 pass from Gannon (Janikowski kick)

Oak — FG Janikowski 34

Oak — FG Janikowski 31

**TENNESSEE 34, PITTSBURGH 31 (OT)**—Joe Nedney's 26-yard field goal in overtime, after his missed 31-yard attempt on the previous play was nullified by a running into the kicker penalty, lifted the Titans to victory. Tennessee dominated the first quarter to take a 14-0 lead on a pair of drives that consumed 12:22. But Eddie George's fumble at the Titans' 8 in the second quarter set up Tommy Maddox's touchdown pass to Hines Ward, and 2 field goals by Jeff Reed, including a 39-yard boot as the half expired, cut the deficit to 14-13. On

the first play of the third quarter George fumbled again, and Amos Zereoue raced 31 yards for a touchdown on the next play to give the Steelers the lead. Steve McNair engineered scoring drives of 63 and 58 yards on the next two possessions to give Tennessee a 28-20 lead, but Ward caught a 21-yard touchdown pass and threw a 2-point conversion pass to Plaxico Burress to tie the game with 10:09 left. Deshea Townsend's interception on the next play from scrimmage led to Reed's go-ahead 40-yard field goal with 8:30 left. Nedney tied the game with a 42-yard field goal with 5:40 remaining, but his 48-yard attempt with three seconds left sailed wide right. After the Titans won the overtime coin toss, Justin McCareins caught a short pass, made Dewayne Washington miss a tackle, and raced 31 yards to the Steelers' 38. On the next play, McCareins had a 22-yard catch, his only two catches of the game, to put the Titans in field-goal range. On second-and-7 from the Steelers' 13, the Steelers called time out just before the ball was snapped and Nedney booted a 31-yard field goal. With celebratory fireworks cascading over The Coliseum, Nedney tried to regroup, but he pushed the next attempt wide right. However, Washington was flagged for running into Nedney. The 5-yard penalty was marked off, and Nedney made the game-winning 26-yard field goal 2:15 into the extra session. McNair was 27 of 44 for 338 yards and 2 touchdowns, with 2 interceptions. Frank Wycheck had 10 receptions for 123 yards. Maddox was 21 of 41 for 266 yards and 2 touchdowns, with 1 interception.

<b>Pittsburgh</b>	0	13	7	11	0	—	31
<b>Tennessee</b>	14	0	14	3	3	—	34

Tenn — McNair 8 run (Nedney kick)

Tenn — George 1 run (Nedney kick)

Pitt — Ward 8 pass from Maddox (Reed kick)

Pitt — FG Reed 30

Pitt — FG Reed 39

Pitt — Zereoue 31 run (Reed kick)

Tenn — Wycheck 7 pass from McNair (Nedney kick)

Tenn — Kinney 2 pass from McNair (Nedney kick)

Pitt — Ward 21 pass from Maddox

(Burress pass from Ward)

Pitt — FG Reed 40

Tenn — FG Nedney 42

Tenn — FG Nedney 26

### 2001

**PITTSBURGH 27, BALTIMORE 10**—Amos Zereoue rushed for 2 touchdowns and the Steelers' defense forced 4 turnovers, recorded 3 sacks, and permitted just 150 yards and 7 first downs en route to their fourth AFC Championship Game appearance in Bill Cowher's 10-year tenure. The Steelers played without Jerome Bettis, who had missed the season's final four games because of a groin injury, when he suffered complications from a pregame injection in his leg. Three plays into the game, Joey Porter hit Elvis Grbac as he attempted a pass downfield. Chad Scott intercepted the underthrown ball at the Ravens' 43 to set up Kris Brown's 21-yard field goal. After the Steelers' defense forced a three-and-out, Kordell Stewart completed 17- and 20-yard passes to Plaxico Burress and Hines Ward, respectively, to set up Zereoue's first touchdown with 3:49 left in the first quarter. Chris McAlister's 18-yard interception return to the Steelers' 7 late in the first quarter gave the Ravens hope, but two plays later Brent Alexander intercepted Grbac's pass in the end zone to thwart the scoring opportunity. A 27-yard punt return in the second quarter set up Zereoue's second touchdown and gave the Steelers a 17-0 lead with 5:43 left in the half. Two plays later, Terry Allen fumbled and Jason Gildon recovered, setting up Brown's second field goal of the half. The Ravens recorded their initial two first downs on the ensuing possession, capped by Matt Stover's 26-yard field goal to cut the deficit to 20-3. Jermaine Lewis' 88-yard punt return in the third quarter pulled the Ravens to within 10 points, but Stewart's 32-yard touchdown pass to Burress two plays into the fourth quarter staked the Steelers to a 27-10 lead. Alexander intercepted Grbac in the end zone for the second time, with 4:18 left, to quell the Ravens' final scoring threat. Stewart was 12 of 22 for 154 yards and 1 touchdown, with 1 interception. Grbac was 18 of 37 for 153 yards, with 3 interceptions.

<b>Baltimore</b>	0	3	7	0	—	10
<b>Pittsburgh</b>	10	10	0	7	—	27

Pitt — FG Brown 21

Pitt — Zereoue 1 run (Brown kick)

Pitt — Zereoue 1 run (Brown kick)

Pitt — FG Brown 46

Balt — FG Stover 26

Balt — Je. Lewis 88 punt return (Stover kick)

Pitt — Burress 32 pass from Stewart (Brown kick)

**NEW ENGLAND 16, OAKLAND 13 (OT)**—Adam Vinatieri's 23-yard field goal in the snow in overtime capped a 13-point rally and propelled the Patriots to victory. With the game being played in a driving snowstorm, both defenses dominated early. There was only one possession in the first half inside the opponents' 30, but the Raiders made that possession count, as James Jett caught a 13-yard touchdown pass from Rich Gannon early in the second quarter for a 7-0 lead. The clubs exchanged field goals on their first possessions of the second half, and the Raiders extended the lead to 13-3 late in the third quarter on Sebastian Janikowski's second field goal, which was set up by Gannon's 22-yard pass to Jerry Rice. With the wind at their backs for the fourth quarter, the Patriots began at their 33 with 12:29 to play. Operating without a huddle, Tom Brady completed 9 consecutive passes to begin the drive, and then scored on a 6-yard quarterback draw to cut the deficit to 13-10 with 7:52 remaining. After an exchange of punts, the Raiders were faced with third-and-1 at their 44 with 2:24 remaining, but Zack Crockett was stopped for no gain. Troy Brown returned the ensuing punt 27 yards. He fumbled at the end of his return, but Larry Izzo recovered at the Patriots' 46 with 2:06 to play and no time outs. With 1:50 remaining from the Raiders' 42, Charles Woodson blitzed and hit Brady, but after a replay review the loose ball was ruled an incomplete pass. Brady's 13-yard pass to David Patten on the next play, and a 1-yard run by Brady three plays later, set up Vinatieri's game-tying 45-yard field goal with 27 seconds remaining. Driving into the snowstorm in overtime, Brady completed all 8 of his passes, including a 6-yard pass to Patten on fourth-and-4 to the Raiders' 22, to set up Vinatieri's winning kick 8:29 into overtime. Brady was 32 of 52 for 312 yards, with 1 interception. Jermaine Wiggins had 10 receptions for 68 yards, and Patten added 8 catches for 107 yards. Gannon was 17 of 31 for 159 yards and 1 touchdown.

<b>Oakland</b>	0	7	6	0	0	—	13
<b>New England</b>	0	0	3	10	3	—	16

Oak — Jett 13 pass from Gannon (Janikowski kick)

NE — FG Vinatieri 23

Oak — FG Janikowski 38

Oak — FG Janikowski 45

NE — Brady 6 run (Vinatieri kick)

NE — FG Vinatieri 45

NE — FG Vinatieri 23

### 2000

**BALTIMORE 24, TENNESSEE 10**—Ray Lewis' 50-yard interception return for a touchdown midway through the fourth quarter iced the Ravens' comeback victory. The Titans drove 68 yards in 11 plays on the game's opening drive, capped by Eddie George's 2-yard touchdown run. It turned out to be the only touchdown allowed by the Ravens' defense in four 2000 postseason games. Trent Dilfer's 56-yard pass to Shannon Sharpe early in the second quarter led to Jamal Lewis' 1-yard scoring run to tie the game. After Al Del Greco's 45-yard field-goal attempt in the second quarter was blocked by Keith Washington, Chris Coleman blocked Kyle Richardson's punt deep in Ravens' territory. However, Del Greco missed a 31-yard attempt just before halftime. Coleman blocked another punt by Richardson two minutes into the second half, but the Titans had to settle for Del Greco's 21-yard field goal and a 10-7 lead. A 15-yard fair-catch interference penalty on Tennessee led to Matt Stover's game-tying field goal late in the third quarter. Early in the fourth quarter, Washington blocked another field-goal attempt by Del Greco. Anthony Mitchell caught the ball and scampered 90 yards down the right sideline for the go-ahead touchdown. Down 17-10, the Titans had the ball at their 47 with 6:55 remaining when Steve McNair's short pass bounced off George's hands to Lewis, who raced 50 yards for the game's final points. Dilfer completed 5 of

## DIVISIONAL PLAYOFFS

16 passes for 117 yards, and the Ravens won despite being held to 6 first downs. McNair was 24 of 46 for 176 yards, with 1 interception.

<b>Baltimore</b>	0	7	3	14	—	24
<b>Tennessee</b>	7	0	3	0	—	10

Tenn — George 2 run (Del Greco kick)

Balt — Ja. Lewis 1 run (Stover kick)

Tenn — FG Del Greco 21

Balt — FG Stover 38

Balt — Mitchell 90 blocked field goal return (Stover kick)

Balt — R. Lewis 50 interception return (Stover kick)

**OAKLAND 27, MIAMI 0**—The Raiders rushed for 140 yards on offense and forced 4 turnovers on defense to hand the Dolphins their first shutout loss in postseason history. Jeff Ogden's 45-yard punt return gave Miami an excellent scoring opportunity on its first possession. However, Tory James stepped in front of Jay Fiedler's second-down pass and returned it 90 yards for a touchdown. The Raiders added field goals by Sebastian Janikowski on their next two drives to take a 13-0 lead. On the Dolphins' ensuing possession, Charles Woodson recovered Lamar Smith's fumble to set up Rich Gannon's 6-yard touchdown pass to James Jett, which gave Oakland a 20-0 lead. Tyrone Wheatley's 2-yard touchdown run capped a 12-play, 54-yard drive on the Raiders' first possession of the second half for the game's final points. Gannon completed 12 of 18 passes for 143 yards and 1 touchdown. Fiedler was 18 of 37 for 176 yards, with 3 interceptions.

<b>Miami</b>	0	0	0	0	—	0
<b>Oakland</b>	10	10	7	0	—	27

Oak — James 90 interception return (Janikowski kick)

Oak — FG Janikowski 36

Oak — FG Janikowski 33

Oak — Jett 6 pass from Gannon (Janikowski kick)

Oak — Wheatley 2 run (Janikowski kick)

### 1999

**TENNESSEE 19, INDIANAPOLIS 16**—Eddie George rushed for 162 yards and scored the Titans' lone touchdown as the franchise formerly known as the Houston Oilers reached its first AFC Championship Game since 1979. The Colts led 9-6 at halftime, but George's 68-yard touchdown run on the third play of the second half gave the Titans a 13-9 lead. While the Colts had to punt to conclude their first four possessions of the second half, an Al Del Greco field goal gave Tennessee a 16-6 lead, and after an instant-replay reversal ruled that Terrence Wilkins stepped out of bounds on his own 34 during an 87-yard punt return, Del Greco added a second field goal to give the Titans a 19-9 lead with 4:19 left. The Colts were stopped on downs, but George fumbled three plays later, and Mark Thomas recovered with 3:11 left. Peyton Manning scrambled 15 yards for a touchdown to cut the deficit to 19-16 with 1:51 left, but Yancey Thigpen recovered the ensuing inside kick and the Colts had no time-outs to stop the clock. Steve McNair was 13 of 24 for 112 yards. Manning was 19 of 43 for 227 yards.

<b>Tennessee</b>	0	6	7	6	—	19
<b>Indianapolis</b>	3	6	0	7	—	16

Ind — FG Vanderjagt 40

Tenn — FG Del Greco 49

Ind — FG Vanderjagt 40

Tenn — FG Del Greco 37

Ind — FG Vanderjagt 34

Tenn — George 68 run (Del Greco kick)

Tenn — FG Del Greco 25

Tenn — FG Del Greco 43

Ind — Manning 15 run (Vanderjagt kick)

**JACKSONVILLE 62, MIAMI 7**—The Jaguars scored 38 points in the first 17 minutes, 55 seconds en route to the highest point total in AFC postseason history. Mark Brunell's 8-yard touchdown pass to Jimmy Smith capped a game-opening 9-play, 73-yard drive. Aaron Beasley intercepted Dan Marino's pass on the Dolphins' first play, setting up Mike Hollis' 45-yard field goal with 6:19 remaining in the quarter. Two plays after a Dolphins' punt, Fred Taylor scampered 90 yards down the right sideline. On the next play from scrimmage, Tony Brackens stripped Marino, recovered the ball, and, after

not being touched, was pushed into the end zone by teammates to give Jacksonville a 24-0 lead with 3:21 left in the quarter. Taylor dodged three tacklers en route to the end zone on a 39-yard screen pass on the first play of the second quarter. Corey Chamblin blocked the Dolphins' punt on the ensuing possession, and James Stewart scored three plays later to give the Jaguars a 38-0 lead before Miami had a first down. The Dolphins drove 80 yards just before halftime to get on the board, but Jacksonville, with reserve Jay Fiedler, scored on its first two possessions of the second half to take a 55-7 lead. Brunell was 5 of 9 for 105 yards and 2 touchdowns. Taylor carried 18 times for 135 yards. Marino was 11 of 25 for 95 yards and 1 touchdown, with 2 interceptions before being replaced in the third quarter by Damon Ward. The Jaguars had more first downs (21-10), total yards (520-131), registered 5 sacks, and forced 7 turnovers.

<b>Miami</b>	0	7	0	0	—	7
<b>Jacksonville</b>	24	17	14	7	—	62

Jax — Smith 8 pass from Brunell (Hollis kick)

Jax — FG Hollis 45

Jax — Taylor 90 run (Hollis kick)

Jax — Brackens 16 fumble return (Hollis kick)

Jax — Taylor 39 pass from Brunell (Hollis kick)

Jax — Stewart 25 run (Hollis kick)

Jax — FG Hollis 28

Mia — Gadsden 20 pass from Marino (Mare kick)

Jax — Smith 70 pass from Fiedler (Hollis kick)

Jax — Whitted 38 pass from Fiedler (Hollis kick)

Jax — Howard 5 run (Hollis kick)

### 1998

**NEW YORK JETS 34, JACKSONVILLE 24**—Keyshawn Johnson caught a touchdown pass, rushed for a touchdown, and intercepted a pass to seal the Jets' first post-season victory since 1986. The Jets needed just seven plays on the game's opening drive to reach the end zone, courtesy of Vinny Testaverde's 21-yard pass to Johnson, to take a 7-0 lead. A 13-play drive set up John Hall's 52-yard field goal to give the Jets a 10-0 lead, and Otis Smith's interception on the Jaguars' first play after the field goal gave the Jets the ball at their 40. Ten plays later, from the Jaguars' 22, Curtis Martin fumbled, and Chris Hudson recovered the ball. Hudson ran into Jets' territory and attempted a lateral, recovered by Johnson at the Jets' 35. The Jets then took 11 plays to march 65 yards, capped by Johnson's 10-yard reverse run to take a 17-0 lead with 33 seconds left in the half. The Jets had run 34 of the last 35 plays from scrimmage. The Jaguars got on the scoreboard, as Jimmy Smith caught Mark Brunell's 52-yard bomb as the half expired. Corwin Brown's interception in the opening minutes of the second half set up Martin's 1-yard touchdown run, but Reggie Barlow's 88-yard kickoff return led to Brunell's 3-yard touchdown pass to Keenan McCardell to cut the deficit to 24-10. Martin scored again on the next drive, but the Jaguars used Brunell's second touchdown pass to Smith to cut the lead to 31-21, and then used Wayne Chrebet's fumble to set up Mike Hollis' 37-yard field goal with 6:38 left. Donovan Darius halted the Jets' next drive with an interception in the end zone, but he stepped out and was tackled at the Jets' 1 with 2:24 left. The Jaguars failed to get a first down, and Hall iced the game with a 30-yard field goal with 24 seconds left. In the final seconds, Brunell's Hail Mary pass was picked off by Johnson, who finished with 9 receptions for 121 yards, with a touchdown, interception, and fumble recovery. Testaverde was 24 of 36 for 284 yards and 1 touchdown, with 1 interception. Martin rushed 36 times for 124 yards, while Johnson had 9 receptions for 121 yards. Brunell was 12 of 31 for 156 yards and 3 touchdowns, with 3 interceptions. Smith had 5 catches for 104 yards.

<b>Jacksonville</b>	0	7	7	10	—	24
<b>N.Y. Jets</b>	7	10	14	3	—	34

NYJ — K. Johnson 21 pass from Testaverde

(Hall kick)

NYJ — FG Hall 52

NYJ — K. Johnson 10 run (Hall kick)

Jax — Smith 52 pass from Brunell (Hollis kick)

NYJ — Martin 1 run (Hall kick)

Jax — McCardell 3 pass from Brunell (Hollis kick)

NYJ — Martin 1 run (Hall kick)

Jax — Smith 19 pass from Brunell (Hollis kick)

Jax — FG Hollis 37

NYJ — FG Hall 30

**DENVER 38, MIAMI 3**—Terrell Davis rushed for 199 yards and 2 touchdowns and the Broncos' defense limited Miami to just 14 rushing yards as Denver began its postseason bid to repeat as Super Bowl champions. The Broncos scored on their first three possessions, driving 92 and 66 yards in the first quarter and, following an Orlando Mare field goal, marching 87 yards to a third touchdown in the second quarter to take a 21-3 lead at halftime. Davis rushed for more yards (129) than the Dolphins had gained (119) at intermission. Davis scampered 62 yards on the first play of the second half to set up Jason Elam's field goal to give Denver a 24-3 lead. The Dolphins drove into Broncos' territory three times in the second half, but Bill Romanowski and Darius Johnson each recorded interceptions and Neil Smith recovered Oronde Gadsden's fumble and rumbled 79 yards for the game's final points. John Elway was 14 of 23 for 182 yards and 1 touchdown. Dan Marino was 26 of 37 for 243 yards, with 2 interceptions. O.J. McDuffie had 9 receptions for 118 yards.

<b>Miami</b>	0	3	0	0	—	3
<b>Denver</b>	14	7	3	14	—	38

Den — Davis 1 run (Elam kick)

Den — Davis 20 run (Elam kick)

Mia — FG Mare 22

Den — Loville 11 run (Elam kick)

Den — FG Elam 32

Den — R. Smith 28 pass from Elway (Elam kick)

Den — N. Smith 79 fumble return (Elam kick)

### 1997

**DENVER 14, KANSAS CITY 10**—Terrell Davis recovered from bruised ribs to rush for 101 yards and 2 touchdowns as the Broncos knocked the number-one seeded Chiefs out of the playoffs. The Chiefs pinned the Broncos deep in their own territory early in the second quarter when Bucky Brooks leaped over the goal line and tipped a punt back onto the field where it was downed at the 2-yard line. Tom Rouen's punt three plays later traveled just 25 yards, giving the Chiefs excellent field position at the Broncos' 30. However, Pete Stoyanovich, who missed just one field goal all season, sailed his 44-yard attempt wide left. The Broncos proceeded to march 65 yards, with Davis' first touchdown with 1:56 left in the half giving Denver a 7-0 lead. Elvis Grbac threw a 34-yard pass to Andre Rison on the first play of the second half to set up Stoyanovich's 20-yard field goal. The Broncos used a 41-yard run by Davis to get deep into Chiefs territory, but John Browning forced Derek Loville to fumble and Reggie Tongue recovered at the Chiefs' 11 to thwart the drive. After an exchange of punts, Grbac connected with Joe Horn on a 50-yard pass and, three plays later, found Tony Gonzalez in the end zone for a touchdown to give the Chiefs a 10-7 lead with 10 seconds left in the third quarter. Loville returned the ensuing kickoff 20 yards, and an unnecessary roughness penalty on Danan Hughes gave the Broncos the ball at the Chiefs' 49. On third-and-5, John Elway threw a short pass to Ed McCaffrey, who tightroped his way 43 yards to the Chiefs' 1. Davis scored three plays later to give Denver a 14-10 advantage with 12:32 left. The Chiefs drove to the Broncos' 37 where they faced fourth-and-6. Kansas City lined up in field-goal formation, but holder Louie Aguiar ran with the ball and was tackled by Gordon three yards shy of the first down. A couple of punts later, the Chiefs began their final drive at their own 17 with 4:04 remaining. Faced with fourth-and-9 from the 47, Grbac hit Lake Dawson with a 12-yard pass and, after getting sacked, connected on a 23-yard pass to Rison to get the Chiefs to the Broncos' 28 with 1:51 left, where they used their final timeout. Grbac netted 1-, 3-, and 4-yard passes to Kimble Anders, Gonzalez, and Ted Popson before Gordon batted down Grbac's final pass attempt in the end zone on fourth-and-2 with 19 seconds left to seal the victory. Elway was 10 of 19 for 170 yards.

<b>Denver</b>	0	7	0	7	—	14
<b>Kansas City</b>	0	0	10	0	—	10

Den — Davis 1 run (Elam kick)

KC — FG Stoyanovich 20

KC — Gonzalez 12 pass from Grbac

(Stoyanovich kick)

Den — Davis 1 run (Elam kick)



**PITTSBURGH 7, NEW ENGLAND 6**—Chad Scott intercepted Drew Bledsoe's long pass intended for Terry Glenn on the game's third play, returning it 27 yards to the Steelers' 38. On second-and-10 from the Patriots' 40, Kordell Stewart ran the option left and tightroped 40 yards down the sideline for a touchdown. The Patriots strung together a 10-play, 65-yard drive that culminated with Vinatieri's 31-yard field goal in the middle of the second quarter to cut the deficit to 7-3. After a third quarter that saw neither team drive within the opponents' 40, Vinatieri's second field goal with 12:16 left made it a one-point game. The Steelers reached the Patriots' 1 on fourth down with 3:29 left, but Stewart was stopped at the line of scrimmage. The Patriots reached their own 42-yard line, but Mark Vrabel sacked Bledsoe with 1:50 left, and Jason Gildon recovered the ensuing fumble. The Steelers were forced to punt, but Bledsoe's desperation pass was intercepted by Levon Kirkland at the Steelers' 20 to end the game. Stewart was 14 of 31 for 134 yards, with 1 interception. Bledsoe was 23 of 44 for 264 yards, with 2 interceptions. Shawn Jefferson had 9 receptions for 104 yards. The Steelers had 1 more first down, and the Patriots gained 1 more yard, but the Steelers had an 11:14 edge in time of possession because of Stewart (68 yards) and Jerome Bettis (67 yards), and forced 4 turnovers.

<b>New England</b>	0	3	0	3	—	6
<b>Pittsburgh</b>	7	0	0	0	—	7
Pitt	— Stewart 40 run (Johnson kick)					
NE	— FG Vinatieri 31					
NE	— FG Vinatieri 46					

**1996**

**NEW ENGLAND 28, PITTSBURGH 3**—Curtis Martin scored three touchdowns and New England's defense stifled Pittsburgh as the Patriots routed the Steelers in the fog in Foxboro. The Patriots broke Pittsburgh's back on their first play from scrimmage as Terry Glenn beat Rod Woodson and, despite heavy fog, caught a 53-yard bomb from Drew Bledsoe. Martin scored on the next play to start the rout. The Patriots next drive lasted 1:59, finishing with Keith Byars' 34-yard touchdown off a screen pass. Martin then raced 78 yards up the right sideline to stake New England to a 21-0 second-quarter lead. The Steelers were forced to punt after each of their first seven possessions. Chad Brown's interception in Patriots' territory set up Norm Johnson's field goal. Martin capped his 166-yard rushing day by scoring on a 23-yard jaunt. Pittsburgh shuffled quarterbacks throughout the game, with Mike Tomczak completing 16 of 29 pass attempts for 110 yards and 2 interceptions, while Kordell Stewart finished a dreadful 0 for 10. Jerome Bettis, hampered by a groin injury, gained just 43 yards.

<b>Pittsburgh</b>	0	0	3	0	—	3
<b>New England</b>	14	7	0	7	—	28
NE	— Martin 2 run (Vinatieri kick)					
NE	— Byars 34 pass from Bledsoe (Vinatieri kick)					
NE	— Martin 78 run (Vinatieri kick)					
Pitt	— FG N. Johnson 29					
NE	— Martin 23 run (Vinatieri kick)					

**JACKSONVILLE 30, DENVER 27**—Mark Brunell passed for 245 yards and 2 touchdowns to lead the Jaguars to their second consecutive postseason victory. The Broncos, who finished the season 8-0 at home and had home-field advantage throughout the playoffs, blew a 12-0 lead. After Vaughn Hebronn's short run began the scoring, Clyde Simmons blocked the extra-point attempt. The Broncos failed to convert the 2-point conversion following Shannon Sharpe's touchdown catch late in the first quarter. The Jaguars responded by scoring on their next six possessions. Natrone Means, who carried the ball 21 times for 140 yards, pulled the Jaguars within two points before Mike Hollis' 42-yard field goal with 10 seconds left in the half put Jacksonville ahead 13-12. Brunell, rolling to his left, lofted a perfectly placed 31-yard touchdown pass to Keenan McCardell in the left corner of the end zone to put the Jaguars ahead 20-12. Jacksonville took 8 minutes, 32 seconds off the clock with its next possession, ending with Hollis' third field goal. The 17-play drive was kept alive when Michael Dean Perry failed to hustle off the field when the Jaguars were punting in a fourth-and-5

situation. Denver got the ball back with less than 11 minutes remaining, and Terrell Davis scored and tallied a 2-point conversion, to cut the deficit to 23-20. Jacksonville calmly marched down field, and Jimmy Smith caught a 16-yard touchdown pass on third-and-5 to put Jacksonville ahead by 10 points with 3:39 remaining. John Elway quickly led the Broncos to another touchdown, with Ed McCaffrey doing the honors with 1:50 left. However Le'Shai Maston recovered the onside kick and the Jaguars ended the Broncos postseason home-winning streak at 6 games.

<b>Jacksonville</b>	0	13	7	10	—	30
<b>Denver</b>	12	0	0	15	—	27
Den	— Hebronn 1 run (kick blocked)					
Den	— Sharpe 18 pass from Elway (pass failed)					
Jax	— FG Hollis 46					
Jax	— Means 8 run (Hollis kick)					
Jax	— FG Hollis 42					
Jax	— McCardell 31 pass from Brunell (Hollis kick)					
Jax	— FG Hollis 22					
Den	— Davis 2 run (Davis run)					
Jax	— Smith 16 pass from Brunell (Hollis kick)					
Den	— McCaffrey 15 pass from Elway (Elam kick)					

**1995**

**INDIANAPOLIS 10, KANSAS CITY 7**—Cary Blanchard broke a 7-7 tie with a 30-yard field goal late in the third quarter, and the Colts held on to stun the Chiefs. Kansas City, which had compiled the NFL's best record during the regular season by winning 13 of 16 games, had a chance to tie the game in the final minute, but Lin Elliott's 42-yard field-goal try with 37 seconds left was wide left. Elliott also missed a 35-yard attempt in the first half and a 39-yard try early in the fourth quarter. Indianapolis, which won on the road for the second consecutive week, relied on a ground game that produced 147 yards and a stingy defense that forced 4 turnovers and shut out the Chiefs after the first quarter. Kansas City quarterback Steve Bono completed only 11 of 25 passes for 122 yards and was intercepted 3 times before being lifted in favor of backup Rich Gannon late in the fourth quarter. Colts quarterback Jim Harbaugh did not fare any better, completing only 12 of 27 passes for 112 yards, but tied the game with a 5-yard touchdown pass to Floyd Turner midway through the second quarter and scrambled for 48 yards. The Chiefs' Marcus Allen led all rushers with 94 yards on 21 carries.

<b>Indianapolis</b>	0	7	3	0	—	10
<b>Kansas City</b>	7	0	0	0	—	7
KC	— Dawson 20 pass from Bono (Elliott kick)					
Ind	— Turner 5 pass from Harbaugh (Blanchard kick)					
Ind	— FG Blanchard 30					

**PITTSBURGH 40, BUFFALO 21**—Neil O'Donnell passed for 262 yards and Byron (Bam) Morris ran for 2 game-clinching touchdowns in the fourth quarter as the Steelers advanced to the AFC Championship Game for the second consecutive year. O'Donnell completed 19 of 35 passes, including a 10-yard touchdown to Ernie Mills to give Pittsburgh a 14-0 lead 42 seconds into the second quarter. Norm Johnson added 3 field goals before halftime and another 6:36 into the second half to increase the Steelers' advantage to 26-7. After the Bills pulled within 26-21 on Jim Kelly's 9-yard touchdown pass to running back Thurman Thomas with 11:23 left in the game, Pittsburgh answered with a 9-play, 76-yard drive capped by Morris' 13-yard touchdown run with 6:16 to go. Moments later, linebacker Levon Kirkland's interception and 4-yard return set up Morris' 2-yard touchdown run at the 1:58 mark. Morris finished with 106 yards on 25 carries, helping the Steelers' balanced offense produce 409 total yards. Buffalo, which had amassed a record 341 rushing yards and more than 500 total yards in its victory over the Dolphins a week earlier, managed only 94 rushing yards and 250 total yards in this one. Quarterback Jim Kelly completed only 14 of 29 passes for 135 yards and was intercepted 3 times. Buffalo played without defensive end Bruce Smith, who missed the game because of the flu.

<b>Buffalo</b>	0	7	7	7	—	21
<b>Pittsburgh</b>	7	16	3	14	—	40
Pitt	— J.L. Williams 1 run (N. Johnson kick)					
Pitt	— Mills 10 pass from O'Donnell (N. Johnson kick)					

Pitt	— FG N. Johnson 45					
Pitt	— FG N. Johnson 38					
Buff	— Thomas 1 run (Christie kick)					
Pitt	— FG N. Johnson 34					
Pitt	— FG N. Johnson 39					
Buff	— Cline 2 pass from Van Pelt (Christie kick)					
Buff	— Thomas 9 pass from Kelly (Christie kick)					
Pitt	— Morris 13 run (N. Johnson kick)					
Pitt	— Morris 2 run (N. Johnson kick)					

**1994**

**PITTSBURGH 29, CLEVELAND 9**—The Steelers scored on their first three possessions to open a 17-0 lead and went on to defeat the Browns for the third time this season. Pittsburgh dominated the first playoff meeting ever between these long-time rivals (they've played each other twice a year in the regular season since 1950), rushing for 238 yards while amassing 424 total yards and maintaining possession for 42:37 of the game's 60 minutes. Barry Foster ran for 133 yards on 24 carries, and rookie Byron (Bam) Morris added 60 yards on 22 attempts. Neil O'Donnell was efficient, completing 8 of his first 9 passes and finishing with 16 completions in 23 attempts for 186 yards. He threw a 2-yard touchdown pass to tight end Eric Green early in the second quarter and put the game out of reach with a 9-yard touchdown pass to Yancey Thigpen for a 24-3 lead just 16 seconds before halftime. That touchdown was set up by Tim McKyer's interception and 21-yard return to Cleveland's 6-yard line. It was 1 of 2 interceptions (safety Darren Perry had the other) of Vinny Testaverde, who was 13 of 31 for 144 yards. Testaverde received little help from Cleveland's running game, which managed only 55 yards. Ernie Mills caught 5 passes for 117 yards for the Steelers.

<b>Cleveland</b>	0	3	0	6	—	9
<b>Pittsburgh</b>	3	21	3	2	—	29
Pitt	— FG Anderson 39					
Pitt	— Green 2 pass from O'Donnell (Anderson kick)					
Pitt	— J. Williams 26 run (Anderson kick)					
Cle	— FG Stover 22					
Pitt	— Thigpen 9 pass from O'Donnell (Anderson kick)					
Pitt	— FG Anderson 40					
Cle	— McCardell 20 pass from Testaverde (pass failed)					
Pitt	— Safety, Lake sacked Testaverde in end zone					

**SAN DIEGO 22, MIAMI 21**—Stan Humphries threw an 8-yard touchdown pass to Mark Seay with 35 seconds remaining, and the Chargers held on to win when Pete Stoyanovich's 48-yard field-goal try fell short and wide right with one second to play. To qualify for the AFC Championship Game for the first time since 1981, San Diego had to rally from a 21-6 half-time deficit. After having 2 drives stall inside Miami's 5-yard line in the first half, the Chargers opened the third quarter by marching 71 yards to the Dolphins' 1-yard line, only to be turned away on fourth down. But on the next play, defensive tackle Reuben Davis dropped Miami running back Bernie Parmalee in the end zone for a safety. San Diego took the ensuing free kick and marched 54 yards to a touchdown, pulling within 21-15 on Natrone Means' 24-yard run with 2:42 left in the third quarter. Late in the fourth quarter, Humphries drove his team from its own 39-yard line to the go-ahead touchdown. The Dolphins got one more chance when Chargers safety Eric Castle was whistled for a 32-yard pass interference penalty, but the snap was high on the strong-legged Stoyanovich's errant field-goal attempt. Humphries completed 28 of 43 passes for 276 yards, while Means rushed for 139 yards on 24 attempts for the Chargers. Miami quarterback Dan Marino was 24 of 38 for 262 yards and 2 touchdowns. But only 56 yards came after halftime, when the Dolphins were limited to five plays in the third quarter and 11 in the fourth quarter.

<b>Miami</b>	7	14	0	0	—	21
<b>San Diego</b>	0	6	9	7	—	22
Mia	— K. Jackson 8 pass from Marino (Stoyanovich kick)					
SD	— FG Carney 20					
Mia	— K. Jackson 9 pass from Marino (Stoyanovich kick)					



## DIVISIONAL PLAYOFFS

SD — FG Carney 21  
 Mia — M. Williams 16 pass from Marino (Stoyanovich kick)  
 SD — Safety, R. Davis tackled Parmalee in end zone  
 SD — Means 24 run (Carney kick)  
 SD — Seay 8 pass from Humphries (Carney kick)

### 1993

**BUFFALO 29, L.A. RAIDERS 23**—Jim Kelly threw 2 second-half touchdown passes to Bill Brooks and the Bills overcame an 11-point deficit to advance to the AFC Championship Game for the fifth time in six years. Napoleon McCallum scored on a pair of 1-yard touchdown runs for the Raiders, the second of which gave Los Angeles a 17-6 advantage with 1:57 remaining in the first half. But Buffalo took only 67 seconds to march 76 yards and trim the deficit to 4 points at intermission. A 37-yard pass interference penalty preceded Thurman Thomas' 8-yard touchdown run with 50 seconds remaining in the second quarter. That set up a flurry of activity that saw the lead change three times in a span of 6:18 late in the third and early in the fourth quarters. Kelly gave the Bills a 19-17 edge with a 25-yard touchdown pass to Brooks with 3:23 left in the third period. Moments later, Buffalo safety Henry Jones recovered McCallum's fumble on the Raiders' 30-yard line, setting up Steve Christie's 29-yard field goal 59 seconds before the end of the quarter. Two plays after that, Raiders wide receiver Tim Brown took a short pass from a scrambling Jeff Hostetler and turned it into an 86-yard touchdown that put Los Angeles back on top 23-22. But the Bills responded by driving 71 yards to Kelly's 22-yard touchdown pass to Brooks 2:55 into the fourth quarter. That held up for the winning points as Buffalo's defense shut down the Raiders. After gaining 14 first downs in the first half, Los Angeles managed only 1 in the second half, that coming on the long touchdown pass. Kelly completed 27 of 37 passes for 287 yards for the Bills, while Brooks caught 6 passes for 96 yards. Hostetler was 14 of 20 for 230 yards for the Raiders. The game was played in frigid conditions. Temperature at Rich Stadium at kickoff was zero degrees, with the wind-chill at minus-32.

<b>L.A. Raiders</b>	0	17	6	0	—	23
<b>Buffalo</b>	0	13	9	7	—	29

Raid — FG Jaeger 30  
 Buff — Davis 1 run (kick failed)  
 Raid — McCallum 1 run (Jaeger kick)  
 Raid — McCallum 1 run (Jaeger kick)  
 Buff — Thomas 8 run (Christie kick)  
 Buff — Brooks 25 pass from Kelly (kick failed)  
 Buff — FG Christie 29  
 Raid — Brown 86 pass from Hostetler (kick failed)  
 Buff — Brooks 22 pass from Kelly (Christie kick)

**KANSAS CITY 28, HOUSTON 20**—Joe Montana threw 3 second-half touchdown passes, including 2 just 54 seconds apart in the fourth quarter, to rally the Chiefs past the Oilers. Houston, which entered the game with an 11-game winning streak, jumped out to a 10-0 lead in the opening quarter and still led 13-7 after Al Del Greco's 43-yard field goal with 9:37 remaining in the fourth quarter. But Kansas City marched 71 yards in only 59 seconds, the key play a 38-yard pass interference penalty against Oilers cornerback Cris Dishman, to take the lead for the first time on Montana's 11-yard touchdown pass to J.J. Birden. On the next play from scrimmage, Chiefs linebacker Derrick Thomas sacked Houston quarterback Warren Moon, forcing a fumble that defensive tackle Dan Saleaumua recovered at the Oilers' 12-yard line. On third down, Montana's 18-yard touchdown pass to Willie Davis put Kansas City ahead 21-13 with 7:44 left. Houston drove 80 yards to a touchdown to pull within 1 point with 3:45 to go, but Marcus Allen's 21-yard touchdown run at the 1:55 mark sealed the Oilers' fate. The key play on the Chiefs' 79-yard march came on third-and-1 from Kansas City's 30-yard line. Montana's arm was hit as he threw, but his wobbly pass was caught by tight end Keith Cash, who rumbled 41 yards to Houston's 29. Cash also had a 7-yard touchdown reception in the third quarter. Montana finished with 22 completions in 38 attempts for 299 yards. Allen rushed for 74 yards on only 14 carries. Moon completed 32 of 43 passes for 306 yards for the Oilers. But with-

out the benefit of an effective rushing attack (Houston ran for only 39 yards), he was under pressure all afternoon and was sacked 9 times. Thomas, Joe Phillips, Albert Lewis, and Bennie Thompson each had 2 sacks for the Chiefs, who equaled the NFL record for sacks in a postseason game.

<b>Kansas City</b>	0	0	7	21	—	28
<b>Houston</b>	10	0	0	10	—	20

Hou — FG Del Greco 49  
 Hou — Brown 2 run (Del Greco kick)  
 KC — Cash 7 pass from Montana (Lowery kick)  
 Hou — FG Del Greco 43  
 KC — Birden 11 pass from Montana (Lowery kick)  
 KC — Davis 18 pass from Montana (Lowery kick)  
 Hou — Givins 7 pass from Moon (Del Greco kick)  
 KC — Allen 21 run (Lowery kick)

### 1992

**BUFFALO 24, PITTSBURGH 3**—Frank Reich passed for 2 touchdowns to lead the Bills to a methodical victory over the Steelers. Reich, playing for injured starter Jim Kelly, completed 16 of 23 passes for 160 yards and was not intercepted, while running back Kenneth Davis added 104 yards on the ground. Pittsburgh, which led the NFL with 43 takeaways during the regular season, did not register any in this game while turning the ball over 4 times. Trailing 3-0 in second quarter, Buffalo drove 59 yards to a touchdown after defensive end Phil Hansen recovered O'Donnell's fumble at the Bills' 41-yard line. Reich's 1-yard touchdown pass to tackle-eligible Mitch Frerotte capped that drive and gave Buffalo the lead for good. Reich's 17-yard touchdown pass to James Lofton 11 minutes into the second half gave the Bills all the cushion they would need. O'Donnell, who missed the last three games of the regular season, was rusty in his return, completing 15 of 29 passes for 163 yards, with 2 interceptions. Steelers running back Barry Foster gained 104 yards on 20 carries.

<b>Buffalo</b>	0	7	7	10	—	24
<b>Pittsburgh</b>	3	0	0	0	—	3

Pitt — FG Anderson 38  
 Buff — Frerotte 1 pass from Reich (Christie kick)  
 Buff — Lofton 17 pass from Reich (Christie kick)  
 Buff — FG Christie 43  
 Buff — Gardner 1 run (Christie kick)

**MIAMI 31, SAN DIEGO 0**—Dan Marino threw 3 first-half touchdown passes, including 2 just 79 seconds apart late in the second quarter to break open a close game with the Chargers. Cornerback Troy Vincent's interception and 2-yard return to San Diego's 48-yard line set up Miami's first touchdown, a 1-yard pass from Marino to running back Tony Paige 6:30 before halftime. Minutes later, Vincent intercepted another pass, and it took Marino only two plays to put the Dolphins in the end zone again, this time on his 9-yard strike to tight end Keith Jackson with 1:46 left in the half. Chargers quarterback Stan Humphries then was intercepted for the third time in the second quarter, this time by linebacker Bryan Cox, who picked off Humphries pass and returned it seven yards to the San Diego 42. Marino's 30-yard touchdown pass to Jackson with 27 seconds to go in the half put the game out of reach. Miami controlled the ball on the ground for most of the second half, with Aaron Craver adding a 25-yard touchdown run in the fourth quarter. Craver finished with 72 rushing yards, while Bobby Humphrey had 71. San Diego managed only 10 first downs and 202 total yards, and Humphries suffered 4 interceptions. The Chargers entered the game with victories in each of their last eight games and 12 of their last 13.

<b>San Diego</b>	0	0	0	0	—	0
<b>Miami</b>	0	21	0	10	—	31

Mia — Paige 1 pass from Marino (Stoyanovich kick)  
 Mia — K. Jackson 9 pass from Marino (Stoyanovich kick)  
 Mia — K. Jackson 30 pass from Marino (Stoyanovich kick)  
 Mia — FG Stoyanovich 22  
 Mia — Craver 25 run (Stoyanovich kick)

### 1991

**DENVER 26, HOUSTON 24**—David Treadwell's 28-yard field goal with 16 seconds remaining lifted the

Broncos over the Oilers. Treadwell's winning kick capped a dramatic 87-yard drive engineered by quarterback John Elway. The key play on the drive was Elway's 44-yard pass to Vance Johnson on fourth-and-10 from the Denver 35. Houston built a 21-6 lead on 3 touchdown passes by Warren Moon. After Denver closed to 21-16, the Oilers added a field goal to up their lead to 24-16 with 13:25 left. But Elway marched the Broncos 80 yards for a touchdown that pulled them within one point and set up his last-minute heroics.

<b>Houston</b>	14	7	0	3	—	24
<b>Denver</b>	6	7	3	10	—	26

Hou — Jeffries 15 pass from Moon (Del Greco kick)  
 Hou — Hill 9 pass from Moon (Del Greco kick)  
 Den — V. Johnson 10 pass from Elway (kick failed)  
 Hou — Duncan 6 pass from Moon (Del Greco kick)  
 Den — Lewis 1 run (Treadwell kick)  
 Den — FG Treadwell 49  
 Hou — FG Del Greco 25  
 Den — Lewis 1 run (Treadwell kick)  
 Den — FG Treadwell 28

**BUFFALO 37, KANSAS CITY 14**—Jim Kelly passed for 3 touchdowns as the Bills avenged a 33-6 regular-season defeat to the Chiefs. Kelly, who completed 23 of 35 passes for 273 yards, teamed with Andre Reed for scoring passes of 25 and 53 yards as Buffalo built a 17-0 halftime lead. Kelly's 10-yard touchdown pass to James Lofton in the third quarter put the game out of reach at 24-0. The Bills gained 448 total yards while limiting Kansas City to 213.

<b>Kansas City</b>	0	0	7	7	—	14
<b>Buffalo</b>	7	10	7	13	—	37

Buff — Reed 25 pass from Kelly (Norwood kick)  
 Buff — Reed 53 pass from Kelly (Norwood kick)  
 Buff — FG Norwood 33  
 Buff — Lofton 10 pass from Kelly (Norwood kick)  
 KC — Word 3 run (Lowery kick)  
 Buff — FG Norwood 20  
 Buff — FG Norwood 47  
 Buff — K. Davis 5 run (Norwood kick)  
 KC — F. Jones 20 pass from Vlasic (Lowery kick)

### 1990

**BUFFALO 44, MIAMI 34**—Thurman Thomas ran for 2 touchdowns and Andre Reed caught 2 to lead the Bills over the Dolphins. Jim Kelly, returning to the lineup after being sidelined with an injury, passed for 339 yards and 3 touchdowns. Kelly had scoring strikes of 40 yards (to Reed) and 13 yards (to James Lofton) to help Buffalo take a 27-17 halftime lead. After Miami closed within 30-27 early in the fourth quarter, Thomas ran 5 yards for his second touchdown, and Kelly hit Reed for a 26-yard score to clinch the victory.

<b>Miami</b>	3	14	3	14	—	34
<b>Buffalo</b>	13	14	3	14	—	44

Buff — Reed 40 pass from Kelly (Norwood kick)  
 Mia — FG Stoyanovich 49  
 Buff — FG Norwood 24  
 Buff — FG Norwood 22  
 Buff — Thomas 5 run (Norwood kick)  
 Mia — Duper 64 pass from Marino (Stoyanovich kick)  
 Buff — Lofton 13 pass from Kelly (Norwood kick)  
 Mia — Marino 2 run (Stoyanovich kick)  
 Mia — FG Stoyanovich 22  
 Buff — FG Norwood 28  
 Mia — Foster 2 pass from Marino (Stoyanovich kick)  
 Buff — Thomas 5 run (Norwood kick)  
 Buff — Reed 26 pass from Kelly (Norwood kick)  
 Mia — Martin 8 pass from Marino (Stoyanovich kick)

**LOS ANGELES RAIDERS 20, CINCINNATI 10**—Jay Schroeder passed for 2 touchdowns and Marcus Allen ran for 140 yards to lead the Raiders over the Bengals. Schroeder gave Los Angeles a 7-3 halftime lead with a 13-yard scoring strike to Mervyn Fernandez. In the fourth quarter, Schroeder connected with tight end Ethan Horton on a 41-yard touchdown pass to break a 10-10 tie. The Raiders added a late field goal to clinch the victory. Defensive end Greg Townsend posted 3 sacks to lead the Raiders' defense.

<b>Cincinnati</b>	0	3	0	7	—	10
<b>L.A. Raiders</b>	0	7	3	10	—	20

Cin — FG Breech 27

## DIVISIONAL PLAYOFFS

Raid — Fernandez 13 pass from Schroeder (Jaeger kick)  
 Raid — FG Jaeger 49  
 Cin — Jennings 8 pass from Esiason (Breech kick)  
 Raid — Horton 41 pass from Schroeder (Jaeger kick)  
 Raid — FG Jaeger 25

### 1989

**CLEVELAND 34, BUFFALO 30**—Clay Matthews' interception at the 1-yard line with 3 seconds to play preserved the Browns' win over the Bills. Buffalo quarterback Jim Kelly passed for 405 yards and 4 touchdowns, while his Cleveland counterpart, Bernie Kosar, had 3 scoring strikes. After the Bills pulled within 24-21 in the third quarter, Browns rookie Eric Metcalf returned the ensuing kickoff 90 yards for a touchdown and a 31-21 lead. The teams traded field goals, and then Kelly's fourth scoring pass made it 34-30. But the Bills missed the extra point, a mistake that proved crucial on their final drive when they had to try for the end zone instead of kicking a potential tying field goal.

<b>Buffalo</b>	7	7	7	9	—	30
<b>Cleveland</b>	3	14	14	3	—	34

Buff — Reed 72 pass from Kelly (Norwood kick)  
 Cle — FG Bahr 45  
 Cle — Slaughter 52 pass from Kosar (Bahr kick)  
 Buff — Lofton 33 pass from Kelly (Norwood kick)  
 Cle — Middleton 3 pass from Kosar (Bahr kick)  
 Cle — Slaughter 44 pass from Kosar (Bahr kick)  
 Buff — Thomas 6 pass from Kelly (Norwood kick)  
 Cle — Metcalf 90 kickoff return (Bahr kick)  
 Buff — FG Norwood 30  
 Cle — FG Bahr 47  
 Buff — Thomas 3 pass from Kelly (kick failed)

**DENVER 24, PITTSBURGH 23**—Melvin Bratton's 1-yard touchdown run with 2:27 remaining gave the Broncos the win over the Steelers. Pittsburgh started fast, building leads of 10-0 and 17-7. After Denver tied the game in the third quarter, the Steelers answered with 2 field goals to take a 23-17 fourth-quarter lead. But quarterback John Elway marched the Broncos 71 yards to the winning touchdown on Bratton's second scoring run of the day. Denver's defense recovered a fumble with 2:02 left to seal the victory.

<b>Pittsburgh</b>	3	14	3	3	—	23
<b>Denver</b>	0	10	7	7	—	24

Pitt — FG Anderson 32  
 Pitt — Hoge 7 run (Anderson kick)  
 Den — Bratton 1 run (Treadwell kick)  
 Pitt — Lipps 9 pass from Brister (Anderson kick)  
 Den — FG Treadwell 43  
 Den — Johnson 37 pass from Elway (Treadwell kick)  
 Pitt — FG Anderson 35  
 Pitt — FG Anderson 32  
 Den — Bratton 1 run (Treadwell kick)

### 1988

**CINCINNATI 21, SEATTLE 13**—The Bengals built a 21-0 halftime lead and held on to defeat the Seahawks. Rookie Ickey Woods, who ran for 126 yards on 23 carries, capped Cincinnati's scoring with a 1-yard touchdown run in the second quarter. The Bengals then turned it over to their defense, which limited Seattle to 18 rushing yards, and their running game, which collected 254 yards. Cincinnati had the ball for 34:51 to Seattle's 24:49.

<b>Seattle</b>	0	0	0	13	—	13
<b>Cincinnati</b>	7	14	0	0	—	21

Cin — Wilson 3 run (Breech kick)  
 Cin — Wilson 3 run (Breech kick)  
 Cin — Woods 1 run (Breech kick)  
 Sea — Williams 7 pass from Krieg (N. Johnson kick)  
 Sea — Krieg 1 run (kick failed)

**BUFFALO 17, HOUSTON 10**—The Bills defeated the Oilers thanks to their special teams, which blocked a punt and a field goal, and their defense, which forced 2 turnovers. Safety Leonard Smith blocked a punt to set up the game's first score, a 1-yard run by Robb Riddick. After a Houston field goal, Buffalo increased the lead to 17-3 on an 11-yard scoring run by Thurman Thomas and a 27-yard field goal by Scott Norwood. Mike Rozier's touchdown made it 17-10 in the fourth quarter,

but Buffalo's defense collected an interception and a fumble recovery to insure the victory.

<b>Houston</b>	0	3	0	7	—	10
<b>Buffalo</b>	0	7	7	3	—	17

Buff — Riddick 1 run (Norwood kick)  
 Hou — FG Zendejas 35  
 Buff — Thomas 11 run (Norwood kick)  
 Buff — FG Norwood 27  
 Hou — Rozier 1 run (Zendejas kick)

### 1987

**CLEVELAND 38, INDIANAPOLIS 21**—Bernie Kosar passed for 229 yards and 3 touchdowns to lead the Browns over the Colts. Kosar (10 yards to Earnest Byner and 39 yards to Reggie Langhorne) and the Colts' Jack Trudeau (2 yards to Pat Beach and 19 yards to Eric Dickerson) traded scoring passes as the teams battled to a 14-14 halftime tie. In the third quarter, Byner, who finished with 122 rushing yards, ran 2 yards for a score to cap an 86-yard drive and give the Browns a lead they did not relinquish. Kosar's third scoring strike highlighted the Browns' 17-point fourth quarter.

<b>Indianapolis</b>	7	7	0	7	—	21
<b>Cleveland</b>	7	7	7	17	—	38

Cle — Byner 10 pass from Kosar (Bahr kick)  
 Ind — Beach 2 pass from Trudeau (Biasucci kick)  
 Cle — Langhorne 39 pass from Kosar (Bahr kick)  
 Ind — Dickerson 19 pass from Trudeau (Biasucci kick)  
 Cle — Byner 2 run (Bahr kick)  
 Cle — FG Bahr 22  
 Cle — Brennan 2 pass from Kosar (Bahr kick)  
 Ind — Bentley 1 run (Biasucci kick)  
 Cle — Minnifield 48 interception return (Bahr kick)

**DENVER 34, HOUSTON 10**—John Elway passed for 2 touchdowns and ran for another to lead the Broncos' rout of the Oilers. Denver capitalized on 2 Houston turnovers to take a 14-0 first-quarter lead. Elway made it 24-3 at halftime with his second scoring toss to tight end Clarence Kay. Elway, who completed 14 of 25 passes for 259 yards, closed the scoring with a 3-yard run in the fourth quarter. The Broncos' Vance Johnson caught 4 passes for 105 yards.

<b>Houston</b>	0	3	0	7	—	10
<b>Denver</b>	14	10	3	7	—	34

Den — Lang 1 run (Karlis kick)  
 Den — Kay 27 pass from Elway (Karlis kick)  
 Den — FG Karlis 43  
 Hou — FG Zendejas 46  
 Den — Kay 1 pass from Elway (Karlis kick)  
 Den — FG Karlis 23  
 Hou — Givins 19 pass from Moon (Zendejas kick)  
 Den — Elway 3 run (Karlis kick)

### 1986

**CLEVELAND 23, NEW YORK JETS 20**—Mark Moseley's 27-yard field goal 2:02 into the second overtime period gave the Browns the victory in the NFL's third-longest game. Cleveland's Bernie Kosar set NFL post-season records for attempts (64) and yards (489). The Browns trailed 20-10 with 4:14 remaining in regulation, but Kosar marched Cleveland 58 yards for a touchdown and 37 yards for a field goal to force overtime. The Browns' defense recorded a playoff-record 9 sacks, including 3 by defensive end Carl Hairston.

<b>N.Y. Jets</b>	7	3	3	7	0	0	—	20
<b>Cleveland</b>	7	3	0	10	0	3	—	23

NYJ — Walker 42 pass from Ryan (Leahy kick)  
 Cle — Fontenot 37 pass from Kosar (Moseley kick)  
 Cle — FG Moseley 38  
 NYJ — FG Leahy 46  
 NYJ — FG Leahy 37  
 NYJ — McNeil 25 run (Leahy kick)  
 Cle — Mack 1 run (Moseley kick)  
 Cle — FG Moseley 22  
 Cle — FG Moseley 27

**DENVER 22, NEW ENGLAND 17**—John Elway passed for 1 score and ran for another to lead the Broncos to their first postseason victory at home since 1977. Elway's 22-yard touchdown run gave Denver a 10-7 halftime lead. Tony Eason's second touchdown pass to Stanley Morgan, from 45 yards, gave New England a

17-13 third-quarter lead. But on the final play of the third quarter, Elway teamed with Vance Johnson for a 48-yard score and a 20-17 lead. The Broncos' defense added a safety in the fourth quarter.

<b>New England</b>	0	10	7	0	—	17
<b>Denver</b>	3	7	10	2	—	22

Den — FG Karlis 27  
 NE — Morgan 19 pass from Eason (Franklin kick)  
 Den — Elway 22 run (Karlis kick)  
 NE — FG Franklin 38  
 Den — FG Karlis 22  
 NE — Morgan 45 pass from Eason (Franklin kick)  
 Den — Johnson 48 pass from Elway (Karlis kick)  
 Den — Safety, Jones tackled Eason in end zone

### 1985

**MIAMI 24, CLEVELAND 21**—The Dolphins rallied from a 21-3 deficit to defeat the Browns. Cleveland built its 18-point advantage on a 16-yard touchdown pass from Bernie Kosar to Ozzie Newsome and 2 touchdown runs by Earnest Byner (21 and 66 yards). After Byner's second scoring run, Dan Marino led the Dolphins on two third-quarter touchdown drives. In the fourth quarter, Ron Davenport's second touchdown run with 1:57 remaining gave Miami a 24-21 lead. Byner gained 161 yards on 16 carries in a losing effort.

<b>Cleveland</b>	7	7	7	0	—	21
<b>Miami</b>	3	0	14	7	—	24

Mia — FG Reveiz 51  
 Cle — Newsome 16 pass from Kosar (Bahr kick)  
 Cle — Byner 21 run (Bahr kick)  
 Cle — Byner 66 run (Bahr kick)  
 Mia — Moore 6 pass from Marino (Reveiz kick)  
 Mia — Davenport 31 run (Reveiz kick)  
 Mia — Davenport 1 run (Reveiz kick)

### NEW ENGLAND 27, LOS ANGELES RAIDERS 20

The Patriots turned 6 Raiders' turnovers into 20 points to defeat Los Angeles. A fumble recovery set up the game's first score on a 13-yard pass from Tony Eason to Lin Dawson. The Raiders answered with 17 points, but also turned over the ball twice to set up 2 Patriots' field goals. The latter field goal tied the game 20-20, and on the ensuing kickoff, Patriots safety Jim Bowman recovered a Raiders' fumble in the end zone for what proved to be the winning touchdown.

<b>New England</b>	7	10	10	0	—	27
<b>L.A. Raiders</b>	3	17	0	0	—	20

NE — Dawson 13 pass from Eason (Franklin kick)  
 Raid — FG Bahr 29  
 Raid — Hester 16 pass from Wilson (Bahr kick)  
 Raid — Allen 11 run (Bahr kick)  
 NE — C. James 2 run (Franklin kick)  
 NE — FG Franklin 45  
 Raid — FG Bahr 32  
 NE — FG Franklin 32  
 NE — Bowman fumble recovery in end zone (Franklin kick)

### 1984

**MIAMI 31, SEATTLE 10**—Dan Marino passed for 3 touchdowns to lead the Dolphins over the Seahawks. With Miami leading only 14-10, Marino threw 2 touchdowns—3 yards to Bruce Hardy and 33 yards to Mark Clayton—in a five-minute span of the third quarter to blow the game open. Uwe von Schamann's 37-yard field goal finished the scoring. Marino finished with 21 completions in 34 attempts for 262 yards.

<b>Seattle</b>	0	10	0	0	—	10
<b>Miami</b>	7	7	14	3	—	31

Mia — Nathan 14 run (von Schamann kick)  
 Sea — FG N. Johnson 27  
 Mia — Cefalo 34 pass from Marino (von Schamann kick)  
 Sea — Largent 56 pass from Krieg (N. Johnson kick)  
 Mia — Hardy 3 pass from Marino (von Schamann kick)  
 Mia — Clayton 33 pass from Marino (von Schamann kick)  
 Mia — FG von Schamann 37

**PITTSBURGH 24, DENVER 17**—Frank Pollard's second touchdown, a 2-yard run with 1:59 left, lifted the Steelers over the Broncos. Pollard's winning score was set up by Eric Williams, who returned an interception 28

## DIVISIONAL PLAYOFFS

yards to the Denver 2. John Elway passed for 2 scores, including a 20-yard strike to Steve Watson that gave the Broncos a 17-10 lead. But Pittsburgh answered with a 10-yard scoring pass from Mark Malone to Louis Lipps to tie the game late in the third quarter.

<b>Pittsburgh</b>	0	10	7	7	—	24
<b>Denver</b>	7	0	10	0	—	17

Den — J. Wright 9 pass from Elway (Karlis kick)  
 Pitt — FG Anderson 28  
 Pitt — Pollard 1 run (Anderson kick)  
 Den — FG Karlis 21  
 Den — Watson 20 pass from Elway (Karlis kick)  
 Pitt — Lipps 10 pass from Malone (Anderson kick)  
 Pitt — Pollard 2 run (Anderson kick)

### 1983

**SEATTLE 27, MIAMI 20**—The Seahawks scored 10 points in the final two minutes to defeat the Dolphins. Trailing 20-17, Seattle drove 66 yards to the go-ahead score on a 2-yard run by Curt Warner. Norm Johnson added a clinching field goal after the Seahawks recovered a fumble on the ensuing kickoff. Warner finished with 113 yards on 29 carries. Miami's Dan Marino passed for 2 touchdowns, including a 32-yard strike to Mark Duper, who had 9 catches for 117 yards.

<b>Seattle</b>	0	7	7	13	—	27
<b>Miami</b>	0	13	0	7	—	20

Mia — D. Johnson 19 pass from Marino (kick failed)  
 Sea — C. Bryant 6 pass from Krieg (N. Johnson kick)  
 Mia — Duper 32 pass from Marino (von Schamann kick)  
 Sea — Warner 1 run (N. Johnson kick)  
 Sea — FG N. Johnson 27  
 Mia — Bennett 3 run (von Schamann kick)  
 Sea — Warner 2 run (N. Johnson kick)  
 Sea — FG N. Johnson 27

**LOS ANGELES RAIDERS 38, PITTSBURGH 10**—The Raiders exploded for 21 points in the third quarter to run away from the Steelers. Kenny King started the outburst with a 9-yard run, followed by Marcus Allen, who ran 49 yards for his second touchdown of the day to give Los Angeles a 31-3 lead. After Pittsburgh scored, Frank Hawkins capped the scoring with a 2-yard run. Allen rushed for 121 yards on 13 carries, helping the Raiders amass 413 total yards.

<b>Pittsburgh</b>	3	0	7	0	—	10
<b>L.A. Raiders</b>	7	10	21	0	—	38

Pitt — FG Anderson 17  
 Raid — Hayes 18 interception return (Bahr kick)  
 Raid — Allen 4 run (Bahr kick)  
 Raid — FG Bahr 45  
 Raid — King 9 run (Bahr kick)  
 Raid — Allen 49 run (Bahr kick)  
 Pitt — Stallworth 58 pass from Stoudt (Anderson kick)  
 Raid — Hawkins 2 run (Bahr kick)

### 1982

**NEW YORK JETS 17, LOS ANGELES RAIDERS 14**—Scott Dierking's 1-yard touchdown run with 3:45 remaining lifted the Jets over the Raiders. After Dierking's run, linebacker Lance Mehl preserved the win by intercepting 2 passes in the final three minutes. New York led 10-0 at halftime, but Los Angeles scored twice in the third quarter on a 3-yard run by Marcus Allen and a 57-yard pass from Jim Plunkett to Malcolm Barnwell. The Raiders missed a chance to extend their 14-10 lead when Allen fumbled deep in Jets territory.

<b>N.Y. Jets</b>	7	3	0	7	—	17
<b>L.A. Raiders</b>	0	0	14	0	—	14

NYJ — Walker 20 pass from Todd (Leahy kick)  
 NYJ — FG Leahy 30  
 Raid — Allen 3 run (Bahr kick)  
 Raid — Barnwell 57 pass from Plunkett (Bahr kick)  
 NYJ — Dierking 1 run (Leahy kick)

**MIAMI 34, SAN DIEGO 13**—The Dolphins' defense forced 7 turnovers as Miami coasted to victory. Miami built a 24-0 lead on 2 touchdown passes by David Woodley, Andra Franklin's 3-yard scoring run, and Uwe von Schamann's 24-yard field goal. After San Diego closed to 27-13, Miami clinched the win on a 7-yard touchdown run by Woodley in the fourth quarter. Wood-

ley completed 17 of 22 passes for 195 yards. Miami held the Chargers' offense to 247 yards.

<b>San Diego</b>	0	13	0	0	—	13
<b>Miami</b>	7	20	0	7	—	34

Mia — Moore 3 pass from Woodley (von Schamann kick)  
 Mia — Franklin 3 run (von Schamann kick)  
 Mia — Lee 6 pass from Woodley (von Schamann kick)  
 Mia — FG von Schamann 24  
 SD — Joiner 28 pass from Fouts (kick failed)  
 Mia — FG von Schamann 23  
 SD — Muncie 1 run (Benirschke kick)  
 Mia — Woodley 7 run (von Schamann kick)

### 1981

**SAN DIEGO 41, MIAMI 38**—Rolf Benirschke's 29-yard field goal 13:52 into overtime lifted the Chargers over the Dolphins in one of the greatest games ever. San Diego built a 24-0 first-quarter advantage before Miami stormed back to take a 38-31 lead behind backup quarterback Don Strock. But Dan Fouts led the Chargers to a tying touchdown late in the fourth quarter, and San Diego blocked 2 potential game-winning field goals by Miami's Uwe von Schamann to set up Benirschke's winning kick. Fouts passed for 433 yards and Strock passed for 403 yards in a record-breaking game.

<b>San Diego</b>	24	0	7	7	3	—	41
<b>Miami</b>	0	17	14	7	0	—	38

SD — FG Benirschke 32  
 SD — Chandler 56 punt return (Benirschke kick)  
 SD — Muncie 1 run (Benirschke kick)  
 SD — Brooks 8 pass from Fouts (Benirschke kick)  
 Mia — FG von Schamann 34  
 Mia — Rose 1 pass from Strock (von Schamann kick)  
 Mia — Nathan 25 lateral from Harris after pass from Strock (von Schamann kick)  
 Mia — Rose 15 pass from Strock (von Schamann kick)  
 SD — Winslow 25 pass from Fouts (Benirschke kick)  
 Mia — Hardy 50 pass from Strock (von Schamann kick)  
 Mia — Nathan 12 run (von Schamann kick)  
 SD — Brooks 9 pass from Fouts (Benirschke kick)  
 SD — FG Benirschke 29

**CINCINNATI 28, BUFFALO 21**—Ken Anderson fired a 16-yard touchdown pass to rookie Cris Collinsworth with 10:39 remaining to lift the Bengals over the Bills. Cincinnati raced to a 14-point first-quarter lead, but Buffalo tied the game on 2 touchdown runs by Joe Cribbs. The Bengals regained the lead on Charles Alexander's 20-yard scoring run. Buffalo answered early in the fourth-quarter with a 21-yard scoring pass from Joe Ferguson to Jerry Butler. The Bengals countered with a 78-yard drive for the winning score.

<b>Buffalo</b>	0	7	7	7	—	21
<b>Cincinnati</b>	14	0	7	7	—	28

Cin — Alexander 4 run (Breech kick)  
 Cin — Johnson 1 run (Breech kick)  
 Buff — Cribbs 1 run (Mike-Mayer kick)  
 Buff — Cribbs 44 run (Mike-Mayer kick)  
 Cin — Alexander 20 run (Breech kick)  
 Buff — Butler 21 pass from Ferguson (Mike-Mayer kick)  
 Cin — Collinsworth 16 pass from Anderson (Breech kick)

### 1980

**SAN DIEGO 20, BUFFALO 14**—Ron Smith's 50-yard touchdown reception with 2:08 remaining gave the Chargers the win over the Bills. Buffalo built a 14-3 halftime lead on a 1-yard run by Roosevelt Leaks and a 9-yard pass from Joe Ferguson to Frank Lewis. Dan Fouts led the Chargers 70 yards to open the second half, capping the drive with a 9-yard scoring pass to Charlie Joiner. Rolf Benirschke made it 14-13 early in the fourth quarter with a 22-yard field goal. Fouts completed 22 of 37 passes for 314 yards.

<b>Buffalo</b>	0	14	0	0	—	14
<b>San Diego</b>	3	0	7	10	—	20

SD — FG Benirschke 22  
 Buff — Leaks 1 run (Mike-Mayer kick)  
 Buff — Lewis 9 pass from Ferguson (Mike-Mayer kick)  
 SD — Joiner 9 pass from Fouts (Benirschke kick)

SD — FG Benirschke 22  
 SD — Smith 50 pass from Fouts (Benirschke kick)

**OAKLAND 14, CLEVELAND 12**—Safety Mike Davis' end-zone interception with 41 seconds remaining saved the Raiders' victory over the Browns. Playing in one-degree weather, Oakland drove 64 and 80 yards for its touchdowns, both coming on 1-yard runs by Mark van Eeghen. The latter score came with 9:22 remaining. The conditions and Raiders' defense combined to limit Brian Sipe to a 13-of-40 day, although he did drive the Browns 73 yards in the final minutes before throwing the fateful interception.

<b>Oakland</b>	0	7	0	7	—	14
<b>Cleveland</b>	0	6	6	0	—	12

Cle — Bolton 42 interception return (kick failed)  
 Oak — van Eeghen 1 run (Bahr kick)  
 Cle — FG Cockroft 30  
 Cle — FG Cockroft 30  
 Oak — van Eeghen 1 run (Bahr kick)

### 1979

**HOUSTON 17, SAN DIEGO 14**—Safety Vernon Perry intercepted a playoff-record 4 passes to lead the Oilers past the Chargers. Perry's thefts set up Houston's first 10 points, and J.C. Wilson's interception set up the winning touchdown, which came on a 47-yard pass from Gifford Nielsen to Mike Renfro. Nielsen and running back Rob Carpenter were playing in place of Dan Pastorini and Earl Campbell, who were out with injuries. San Diego's Dan Fouts passed for 333 yards.

<b>Houston</b>	0	10	7	0	—	17
<b>San Diego</b>	7	0	7	0	—	14

SD — C. Williams 1 run (Wood kick)  
 Hou — FG Fritsch 26  
 Hou — Clark 1 run (Fritsch kick)  
 SD — Mitchell 8 run (Wood kick)  
 Hou — Renfro 47 pass from Nielsen (Fritsch kick)

**PITTSBURGH 34, MIAMI 14**—The Steelers raced to a 20-0 first-quarter lead and coasted to victory over the Dolphins. Pittsburgh drove 62, 62, and 56 yards for touchdowns on its first three possessions. After Miami scored in the third quarter, Rocky Bleier and Franco Harris added touchdown runs to put the game away. Terry Bradshaw passed for 230 yards and 2 touchdowns for the Steelers. Pittsburgh's "Steel Curtain" defense limited Miami to 25 rushing yards.

<b>Miami</b>	0	0	7	7	—	14
<b>Pittsburgh</b>	20	0	7	7	—	34

Pitt — Thornton 1 run (Bahr kick)  
 Pitt — Stallworth 17 pass from Bradshaw (kick blocked)  
 Pitt — Swann 20 pass from Bradshaw (Bahr kick)  
 Mia — D. Harris 7 pass from Griese (von Schamann kick)  
 Pitt — Bleier 1 run (Bahr kick)  
 Pitt — F. Harris 5 run (Bahr kick)  
 Mia — Csonka 1 run (von Schamann kick)

### 1978

**PITTSBURGH 33, DENVER 10**—Terry Bradshaw completed 16 of 29 passes for 272 yards and 2 scores to lead the Steelers over the Broncos. Pittsburgh led only 19-10 in the fourth quarter, but Bradshaw sealed the victory by throwing touchdown passes to John Stallworth (45 yards) and Lynn Swann (38 yards). Stallworth finished with 10 receptions for 156 yards, while Franco Harris ran for 105 yards and 2 touchdowns.

<b>Denver</b>	3	7	0	0	—	10
<b>Pittsburgh</b>	6	13	0	14	—	33

Den — FG Turner 37  
 Pitt — Harris 1 run (kick failed)  
 Pitt — Harris 18 run (Gerela kick)  
 Pitt — FG Gerela 24  
 Den — Preston 3 run (Turner kick)  
 Pitt — FG Gerela 27  
 Pitt — Stallworth 45 pass from Bradshaw (Gerela kick)  
 Pitt — Swann 38 pass from Bradshaw (Gerela kick)

**HOUSTON 31, NEW ENGLAND 14**—Dan Pastorini fired 3 second-quarter touchdown passes to propel the Oilers past the Patriots. Pastorini's scoring tosses (71



## DIVISIONAL PLAYOFFS

yards to Ken Burrough, 19 and 13 yards to Mike Barber) gave Houston a 21-0 halftime lead. After the Patriots closed to 24-14 in the fourth quarter, linebacker Gregg Bingham intercepted a pass deep in New England territory to set up Earl Campbell's clinching touchdown run. Safety Mike Reinfield set up 2 touchdowns with interceptions in the first half.

<b>Houston</b>	0	21	3	7	—	31
<b>New England</b>	0	0	7	7	—	14
Hou — Burrough 71 pass from Pastorini (Fritsch kick)						
Hou — Barber 19 pass from Pastorini (Fritsch kick)						
Hou — Barber 13 pass from Pastorini (Fritsch kick)						
Hou — FG Fritsch 30						
NE — Jackson 24 pass from Johnson (Posey kick)						
NE — Francis 24 pass from Owen (Posey kick)						
Hou — Campbell 2 run (Fritsch kick)						

### 1977

**DENVER 34, PITTSBURGH 21**—The Broncos used 2 fourth-quarter interceptions by linebacker Tom Jackson to stave off the Steelers. Denver, playing in its first playoff game ever, built leads of 7-0, 14-7, and 21-14, only to have Pittsburgh rally to tie each time. Jim Turner gave Denver a 24-21 lead with a 44-yard field goal in the fourth quarter, and Jackson made it stick, setting up a field goal and a touchdown (on a 34-yard pass from Craig Morton to Jack Dolbin) with his 2 thefts.

<b>Pittsburgh</b>	0	14	0	7	—	21
<b>Denver</b>	7	7	7	13	—	34
Den — Lytle 7 run (Turner kick)						
Pitt — Bradshaw 1 run (Gerela kick)						
Den — Armstrong 10 run (Turner kick)						
Pitt — Harris 1 run (Gerela kick)						
Den — Odoms 30 pass from Morton (Turner kick)						
Pitt — Brown 1 pass from Bradshaw (Gerela kick)						
Den — FG Turner 44						
Den — FG Turner 25						
Den — Dolbin 34 pass from Morton (Turner kick)						

**OAKLAND 37, BALTIMORE 31**—Ken Stabler's 3 touchdown passes to Dave Casper, the last with 43 seconds gone in the second overtime period, gave the Raiders the victory. Baltimore led 10-7 at halftime, but in the second half, the teams traded scores in a game that featured eight lead changes. Trailing 31-28, Stabler and Casper teamed for a 42-yard completion—the "Ghost to the Post" play—to set up the tying field goal. Stabler passed for 345 yards, leading a Raiders' offense that gained 491 total yards (to 301 for the Colts).

<b>Oakland</b>	7	0	14	10	0	6	—	37
<b>Baltimore</b>	0	10	7	14	0	0	—	31
Oak — Davis 30 run (Mann kick)								
Balt — Laird 61 interception return (Linhart kick)								
Balt — FG Linhart 36								
Oak — Casper 8 pass from Stabler (Mann kick)								
Balt — Johnson 87 kickoff return (Linhart kick)								
Oak — Casper 8 pass from Stabler (Mann kick)								
Balt — R. Lee 1 run (Linhart kick)								
Oak — Banaszak 1 run (Mann kick)								
Balt — R. Lee 13 run (Linhart kick)								
Oak — FG Mann 22								
Oak — Casper 10 pass from Stabler (no kick)								

### 1976

**OAKLAND 24, NEW ENGLAND 21**—Ken Stabler rallied the Raiders over the Patriots with 14 fourth-quarter points. Trailing 21-10, Stabler led a 70-yard, 11-play drive that culminated with a 1-yard touchdown run by Mark van Eeghen. After the Patriots missed a field goal, Stabler led Oakland 68 yards in 12 plays, capped by his 1-yard scoring run with 10 seconds remaining. Stabler passed for 233 yards, including 9 completions to Fred Biletnikoff for 137 yards and 1 score. New England out-gained Oakland 331 yards to 282.

<b>New England</b>	7	0	14	0	—	21
<b>Oakland</b>	3	7	0	14	—	24
NE — A. Johnson 1 run (Smith kick)						
Oak — FG Mann 40						
Oak — Biletnikoff 31 pass from Stabler (Mann kick)						
NE — Francis 26 pass from Grogan (Smith kick)						
NE — Phillips 3 run (Smith kick)						
Oak — van Eeghen 1 run (Mann kick)						
Oak — Stabler 1 run (Mann kick)						

**PITTSBURGH 40, BALTIMORE 14**—The Steelers set a club postseason record for points en route to their victory over the Colts. Terry Bradshaw completed 14 of 18 passes for 264 yards and 3 touchdowns, including a 76-yard strike to Frank Lewis on the game's third play. Bradshaw added 29- and 11-yard scoring passes to Lynn Swann. Franco Harris ran for 132 yards as Pittsburgh amassed 526 total yards and 29 first downs, while limiting Baltimore to 170 and 16, respectively.

<b>Pittsburgh</b>	9	17	0	14	—	40
<b>Baltimore</b>	7	0	0	7	—	14
Pitt — Lewis 76 pass from Bradshaw (kick failed)						
Pitt — FG Gerela 45						
Balt — Carr 17 pass from Jones (Linhart kick)						
Pitt — Harrison 1 run (Gerela kick)						
Pitt — Swann 29 pass from Bradshaw (Gerela kick)						
Pitt — FG Gerela 25						
Pitt — Swann 11 pass from Bradshaw (Gerela kick)						
Balt — Leaks 1 run (Linhart kick)						
Pitt — Harrison 10 run (Gerela kick)						

### 1975

**PITTSBURGH 28, BALTIMORE 10**—Franco Harris carried 27 times for 153 yards, and Andy Russell set an NFL postseason mark with a 93-yard fumble recovery return for a touchdown to lead the Steelers over the Colts. Baltimore, without quarterback Bert Jones for much of the game, still managed to forge a 10-7 third-quarter lead. But the Steelers responded with touchdown runs from Rocky Bleier and Terry Bradshaw, and then clinched the victory when linebacker Jack Ham forced a fumble that Russell scooped up and carried back 93 yards.

<b>Baltimore</b>	0	7	3	0	—	10
<b>Pittsburgh</b>	7	0	7	14	—	28
Pitt — Harris 8 run (Gerela kick)						
Balt — Doughty 5 pass from Domres (Linhart kick)						
Balt — FG Linhart 21						
Pitt — Bleier 7 run (Gerela kick)						
Pitt — Bradshaw 2 run (Gerela kick)						
Pitt — Russell 93 fumble recovery return (Gerela kick)						

**OAKLAND 31, CINCINNATI 28**—Ken Stabler's 3 touchdown passes led the Raiders over the Bengals. Oakland built a 31-14 lead on Stabler's scoring passes to Mike Siani (9 yards), Bob Moore (8 yards), and Dave Casper (2 yards). But 2 late touchdowns pulled the Bengals within 31-28, and Cincinnati had a chance to win or tie the game after recovering a fumble at the Raiders' 38. But Oakland's defense stopped Cincinnati on downs, and the Raiders ran out the final two minutes. Oakland finished with 358 total yards.

<b>Cincinnati</b>	0	7	7	14	—	28
<b>Oakland</b>	3	14	7	7	—	31
Oak — FG Blanda 27						
Oak — Siani 9 pass from Stabler (Blanda kick)						
Cin — Fritts 1 run (Green kick)						
Oak — Moore 8 pass from Stabler (Blanda kick)						
Oak — Banaszak 6 run (Blanda kick)						
Cin — Elliott 6 run (Green kick)						
Oak — Casper 2 pass from Stabler (Blanda kick)						
Cin — Joiner 25 pass from Anderson (Green kick)						
Cin — Curtis 14 pass from Anderson (Green kick)						

### 1974

**OAKLAND 28, MIAMI 26**—The Raiders' Clarence Davis outfought several Dolphins for the winning 8-yard touchdown catch with 25 seconds remaining. Miami took a 26-21 lead with 2:08 left in the game, but Ken Stabler led the Raiders down the field. Unable to find a receiver, and about to be sacked, Stabler threw into a crowd of Dolphins. Davis somehow emerged with the football and the victory. Stabler passed for 293 yards and 4 scores, including 3 in a furious second half that featured five lead changes. The Raiders' Fred Biletnikoff caught 8 passes for 122 yards.

<b>Miami</b>	7	3	6	10	—	26
<b>Oakland</b>	0	7	7	14	—	28
Mia — N. Moore 89 kickoff return (Yeprémian kick)						
Oak — C. Smith 31 pass from Stabler (Blanda kick)						
Mia — FG Yeprémian 33						
Oak — Biletnikoff 13 pass from Stabler (Blanda kick)						
Mia — Warfield 16 pass from Griese (kick blocked)						

Mia — FG Yeprémian 46						
Oak — Branch 72 pass from Stabler (Blanda kick)						
Mia — Malone 23 run (Yeprémian kick)						
Oak — Davis 8 pass from Stabler (Blanda kick)						

**PITTSBURGH 32, BUFFALO 14**—Franco Harris ran for 3 touchdowns to key a second-quarter explosion that propelled the Steelers over the Bills. Trailing 7-3, Pittsburgh took control of the game with a 27-yard scoring pass from Terry Bradshaw to Rocky Bleier and touchdown runs of 1, 4, and 1 yards by Harris, who rushed for 74 yards. The Steelers finished with 438 total yards and 29 first downs, while their defense limited Buffalo's O.J. Simpson to 49 rushing yards.

<b>Buffalo</b>	7	0	7	0	—	14
<b>Pittsburgh</b>	3	26	0	3	—	32
Pitt — FG Gerela 21						
Buff — Seymour 22 pass from Ferguson (Leypoldt kick)						
Pitt — Bleier 27 pass from Bradshaw (kick blocked)						
Pitt — Harris 1 run (Gerela kick)						
Pitt — Harris 4 run (kick blocked)						
Pitt — Harris 1 run (Gerela kick)						
Buff — Simpson 3 pass from Ferguson (Leypoldt kick)						
Pitt — FG Gerela 22						

### 1973

**OAKLAND 33, PITTSBURGH 14**—Pinpoint passing by Ken Stabler and a 232-yard rushing effort helped the Raiders pull away from the Steelers. Stabler completed 14 of 17 passes for 142 yards and no interceptions, while Marv Hubbard ran for 91 yards and 2 touchdowns to lead Oakland's ground game. Willie Brown blew open a close game when he returned an interception 54 yards for a touchdown to give Oakland a 23-7 third-quarter lead. George Blanda kicked 4 field goals for the Raiders.

<b>Pittsburgh</b>	0	7	0	7	—	14
<b>Oakland</b>	7	3	13	10	—	33
Oak — Hubbard 1 run (Blanda kick)						
Oak — FG Blanda 25						
Pitt — B. Pearson 4 pass from Bradshaw (Gerela kick)						
Oak — FG Blanda 31						
Oak — FG Blanda 22						
Oak — Brown 54 interception return (Blanda kick)						
Oak — FG Blanda 10						
Pitt — Lewis 26 pass from Bradshaw (Gerela kick)						
Oak — Hubbard 1 run (Blanda kick)						

**MIAMI 34, CINCINNATI 16**—Bob Griese threw 2 touchdown passes and then turned it over to his running backs in the Dolphins' win over the Bengals. After Cincinnati narrowed Miami's lead to 21-16, the Dolphins pulled away on Griese's 7-yard scoring pass to Jim Mandich and 2 long field goals by Garo Yeprémian. Miami rushed for 241 yards, topped by Mercury Morris, who ran for 106 yards and 1 score. Miami's defense limited Cincinnati's offense to 194 total yards, 11 first downs, and no touchdowns.

<b>Cincinnati</b>	3	13	0	0	—	16
<b>Miami</b>	14	7	10	3	—	34
Mia — Warfield 13 pass from Griese (Yeprémian kick)						
Cin — FG Muhlmann 24						
Mia — Csonka 1 run (Yeprémian kick)						
Mia — Morris 4 run (Yeprémian kick)						
Cin — Craig 45 interception return (Muhlmann kick)						
Cin — FG Muhlmann 46						
Cin — FG Muhlmann 12						
Mia — Mandich 7 pass from Griese (Yeprémian kick)						
Mia — FG Yeprémian 50						
Mia — FG Yeprémian 46						

### 1972

**PITTSBURGH 13, OAKLAND 7**—Franco Harris' "Immaculate Reception" provided the winning points for the Steelers in their first postseason victory ever. On fourth-and-10 from the Steelers' 40, Terry Bradshaw fired a pass over the middle intended for John Frenchy Fuqua. The ball and Raiders safety Jack Tatum arrived at Fuqua simultaneously. The ball ricocheted off Tatum to Harris, who carried it 42 yards down the sidelines, crossing the goal line with five seconds



## DIVISIONAL PLAYOFFS

remaining for one of the wildest finishes ever.

<b>Oakland</b>	0	0	0	7	—	7
<b>Pittsburgh</b>	0	0	3	10	—	13
Pitt	— FG Gerela 18					
Pitt	— FG Gerela 29					
Oak	— Stabler 30 run (Blanda kick)					
Pitt	— Harris 60 pass from Bradshaw (Gerela kick)					

**MIAMI 20, CLEVELAND 14**—The Dolphins came from behind to defeat the Browns and remain unbeaten. Trailing 14-13, Miami marched 80 yards to the winning score, led by Paul Warfield's 15- and 35-yard receptions. Miami led 10-0 until the third quarter, when Cleveland's Mike Phipps ran 5 yards for a touchdown. After a Miami field goal, Phipps gave the Browns the lead in the fourth quarter with a 27-yard scoring pass to Fair Hooker. The Dolphins intercepted 5 passes, including 1 in the closing seconds to seal the victory.

<b>Cleveland</b>	0	0	7	7	—	14
<b>Miami</b>	10	0	0	10	—	20
Mia	— Babb 5 blocked punt return (Yepreman kick)					
Mia	— FG Yepreman 40					
Cle	— Phipps 5 run (Cockroft kick)					
Mia	— FG Yepreman 46					
Cle	— Hooker 27 pass from Phipps (Cockroft kick)					
Mia	— Kiick 8 run (Yepreman kick)					

### 1971

**MIAMI 27, KANSAS CITY 24 (OT)**—The Dolphins' Garo Yepreman kicked a 37-yard field goal 7:40 into the second overtime period to end the NFL's longest game. Bob Griese rallied Miami three times, the last time on a 5-yard touchdown pass to Marv Fleming late in the fourth quarter to tie the game 24-24. Kansas City had two chances to win, but missed a field goal in regulation and had another blocked in overtime. Ed Podolak gained 350 all-purpose yards for the Chiefs.

<b>Miami</b>	0	10	7	7	0	3	—	27
<b>Kansas City</b>	10	0	7	7	0	0	—	24
KC	— FG Stenerud 24							
KC	— Podolak 7 pass from Dawson (Stenerud kick)							
Mia	— Csonka 1 run (Yepreman kick)							
Mia	— FG Yepreman 14							
KC	— Otis 1 run (Stenerud kick)							
Mia	— Kiick 1 run (Yepreman kick)							
KC	— Podolak 3 run (Stenerud kick)							
Mia	— Fleming 5 pass from Griese (Yepreman kick)							
Mia	— FG Yepreman 37							

**BALTIMORE 20, CLEVELAND 3**—Don Nottingham, playing for the injured Norm Bulaich, rushed for 92 yards and 2 touchdowns to help the Colts defeat the Browns. Cleveland missed two early opportunities when it fumbled at the Baltimore 12 and had a short field goal blocked. The Colts then drove 92 yards to Nottingham's 1-yard scoring run, followed by an interception that set up Nottingham's 7-yard touchdown run. The Colts limited the Browns to 165 total yards.

<b>Baltimore</b>	0	14	3	3	—	20
<b>Cleveland</b>	0	0	3	0	—	3
Balt	— Nottingham 1 run (O'Brien kick)					
Balt	— Nottingham 7 run (O'Brien kick)					
Cle	— FG Cockroft 14					
Balt	— FG O'Brien 42					
Balt	— FG O'Brien 15					

### 1970

**BALTIMORE 17, CINCINNATI 0**—Johnny Unitas passed for 2 touchdowns and the Colts' defense shut down the Bengals' offense in Baltimore's victory. On a cold and windy day, the Colts opened the scoring with a 45-yard touchdown pass from Unitas to Roy Jefferson. Jim O'Brien's 44-yard field goal made it 10-0 at halftime, and then Unitas provided the clinching score with a 53-yard touchdown pass to Ed Hinton. Norm Bulaich gained 116 yards on 25 carries for Baltimore. The Colts limited the Bengals to 139 total yards.

<b>Cincinnati</b>	0	0	0	0	—	0
<b>Baltimore</b>	7	3	0	7	—	17
Balt	— Jefferson 45 pass from Unitas (O'Brien kick)					
Balt	— FG O'Brien 44					
Balt	— Hinton 53 pass from Unitas (O'Brien kick)					

**OAKLAND 21, MIAMI 14**—The Raiders used two big

plays to defeat the Dolphins. The first was by the defense, as Willie Brown returned an interception 50 yards for a touchdown to give Oakland a 14-7 third-quarter lead. Brown's score was the turning point for a frustrated Raiders team that had lost 3 fumbles in the muddy conditions. The second big play was by the offense, which delivered an 82-yard touchdown pass from Daryle Lamonica to Rod Sherman that put the game out of reach.

<b>Miami</b>	0	7	0	7	—	14
<b>Oakland</b>	0	7	7	7	—	21
Mia	— Warfield 16 pass from Griese (Yepreman kick)					
Oak	— Biletnikoff 22 pass from Lamonica (Blanda kick)					
Oak	— Brown 50 interception return (Blanda kick)					
Oak	— Sherman 82 pass from Lamonica (Blanda kick)					
Mia	— Richardson 7 pass from Griese (Yepreman kick)					

### 1969

**KANSAS CITY 13, NEW YORK JETS 6**—The Chiefs drove 80 yards in two plays in the fourth quarter to break a 6-6 tie and defeat the Jets. Freezing weather and winds hampered the offenses all day. After a goal-line stand that forced New York to kick a tying field goal, the Chiefs took the ensuing kickoff and Len Dawson hit Otis Taylor for a 61-yard gain. On the next play, Dawson and Gloster Richardson combined on a 19-yard touchdown pass. The Chiefs' defense then stopped New York twice inside the Kansas City 20.

<b>Kansas City</b>	0	3	3	7	—	13
<b>N.Y. Jets</b>	3	0	0	3	—	6
NYJ	— FG J. Turner 27					
KC	— FG Stenerud 23					
KC	— FG Stenerud 25					
NYJ	— FG J. Turner 7					
KC	— Richardson 19 pass from Dawson (Stenerud kick)					

**OAKLAND 56, HOUSTON 7**—Daryle Lamonica set a postseason record with 6 touchdown passes to lead the Raiders' romp over the Oilers. Oakland scored 3 touchdowns in a span of 1:59 in the first quarter en route to a 35-0 halftime lead. Lamonica, who threw 4 touchdowns in the first half, added 2 more scores in the third quarter to make it 49-0. He finished with 13 completions in 17 attempts for 276 yards. Rod Sherman and Fred Biletnikoff each had 2 scoring catches.

<b>Houston</b>	0	0	0	7	—	7
<b>Oakland</b>	28	7	14	7	—	56
Oak	— Biletnikoff 13 pass from Lamonica (Blanda kick)					
Oak	— Atkinson 57 interception return (Blanda kick)					
Oak	— Sherman 24 pass from Lamonica (Blanda kick)					
Oak	— Biletnikoff 31 pass from Lamonica (Blanda kick)					
Oak	— Smith 60 pass from Lamonica (Blanda kick)					
Oak	— Sherman 23 pass from Lamonica (Blanda kick)					
Oak	— Cannon 3 pass from Lamonica (Blanda kick)					
Hou	— Reed 8 pass from Beathard (Gerela kick)					
Oak	— Hubbard 4 run (Blanda kick)					

### 1968

**OAKLAND 41, KANSAS CITY 6**—Daryle Lamonica fired 5 touchdown passes to lead the Raiders' rout of the Chiefs. Oakland scored on three of its first four possessions, on passes of 24, 23, and 44 yards by Lamonica. After 2 field goals by Kansas City, Lamonica resumed his barrage, hitting Fred Biletnikoff for a 54-yard score and Warren Wells for a 35-yard touchdown. Lamonica passed for 347 yards, and Biletnikoff had 7 catches for 180 yards and 3 scores. It was the first time the Chiefs had failed to score a touchdown since 1963.

<b>Kansas City</b>	0	6	0	0	—	6
<b>Oakland</b>	21	7	0	13	—	41
Oak	— Biletnikoff 24 pass from Lamonica (Blanda kick)					
Oak	— Wells 23 pass from Lamonica (Blanda kick)					
Oak	— Biletnikoff 44 pass from Lamonica (Blanda kick)					
KC	— FG Stenerud 10					

KC	— FG Stenerud 8					
Oak	— Biletnikoff 54 pass from Lamonica (Blanda kick)					
Oak	— Wells 35 pass from Lamonica (Blanda kick)					
Oak	— FG Blanda 41					
Oak	— FG Blanda 40					

### 1963

**BOSTON 26, BUFFALO 8**—Running back Larry Garron turned short pass receptions into 59- and 17-yard touchdowns as the Patriots defeated the Bills in 10-degree weather. Garron took a short pass from Babe Parilli, broke two tackles, and sprinted over the icy turf for a 59-yard touchdown catch and a 10-0 lead in the first quarter. Leading 16-8 in the fourth quarter, Parilli and Garron hooked up again for a 17-yard score that sealed the victory. Parilli passed for 300 yards on only 14 completions, while Garron collected 164 yards from scrimmage.

<b>Boston</b>	10	6	0	10	—	26
<b>Buffalo</b>	0	0	8	0	—	8
Bos	— FG Cappelletti 28					
Bos	— Garron 59 pass from Parilli (Cappelletti kick)					
Bos	— FG Cappelletti 12					
Bos	— FG Cappelletti 33					
Buff	— Dubejon 93 pass from Lamonica (Tracey pass from Lamonica)					
Bos	— Garron 17 pass from Parilli (Cappelletti kick)					
Bos	— FG Cappelletti 36					

**AFC DIVISIONAL PLAYOFF RECORDS**

**INDIVIDUAL RECORDS**

**GAMES**

**Most Games Played**

10 Dave Dalby, Oakland, 1972-77, 1980; L.A. Raiders, 1982-83, 1985

**SCORING**

**Most Points, Game**

18 Franco Harris, Pittsburgh vs. Buffalo, 1974 (3-td)  
 Dave Casper, Oakland vs. Baltimore, 1977 (2 OT) (3-td)  
 Curtis Martin, New England vs. Pittsburgh, 1996 (3-td)

**TOUCHDOWNS**

**Most Touchdowns, Game**

3 Franco Harris, Pittsburgh vs. Buffalo, 1974 (3-r)  
 Dave Casper, Oakland vs. Baltimore, 1977 (2 OT) (3-p)  
 Curtis Martin, New England vs. Pittsburgh, 1996 (3-r)

**POINTS AFTER TOUCHDOWN**

**Most Points After Touchdown, Game**

8 Mike Hollis, Jacksonville vs. Miami, 1999

**FIELD GOALS**

**Most Field Goals Attempted, Game**

6 Mark Moseley, Cleveland vs. N.Y. Jets, 1986 (2 OT)

**Most Field Goals, Game**

5 Adam Vinatieri, Indianapolis vs. Baltimore, 2006

**Longest Field Goal**

52 John Hall, N.Y. Jets vs. Jacksonville, 1998

**RUSHING**

**ATTEMPTS**

**Most Attempts, Game**

36 Curtis Martin, N.Y. Jets vs. Jacksonville, 1998

**YARDS GAINED**

**Most Yards Gained, Game**

199 Terrell Davis, Denver vs. Miami, 1998

**Longest Run From Scrimmage**

90 Fred Taylor, Jacksonville vs. Miami, 1999

**TOUCHDOWNS**

**Most Touchdowns, Game**

3 Franco Harris, Pittsburgh vs. Buffalo, 1974  
 Curtis Martin, New England vs. Pittsburgh, 1996

**PASSING**

**ATTEMPTS**

**Most Passes Attempted, Game**

64 Bernie Kosar, Cleveland vs. N.Y. Jets, 1986 (2 OT)

**COMPLETIONS**

**Most Passes Completed, Game**

33 Dan Fouts, San Diego vs. Miami, 1981 (OT)  
 Bernie Kosar, Cleveland vs. N.Y. Jets, 1986 (2 OT)  
 Peyton Manning, Indianapolis vs. San Diego, 2007

**Highest Completion Percentage, Game (20 att)**

92.9 Tom Brady, New England vs. Jacksonville, 2007 (26-28)

**YARDS GAINED**

**Most Yards Gained, Game**

489 Bernie Kosar, Cleveland vs. N.Y. Jets, 1986 (2 OT)

**Longest Pass Completion**

86 Jeff Hostetler (to Tim Brown), L.A. Raiders vs. Buffalo, 1993

**TOUCHDOWNS**

**Most Touchdown Passes, Game**

4 Ken Stabler, Oakland vs. Miami, 1974  
 Don Strock, Miami vs. San Diego, 1981 (OT)  
 Jim Kelly, Buffalo vs. Cleveland, 1989

**HAD INTERCEPTED**

**Most Attempts Without Interception, Game**

42 Peyton Manning, Indianapolis vs. Tennessee, 1999

**Most Passes Had Intercepted, Game**

5 Mike Phipps, Cleveland vs. Miami, 1972  
 Dan Fouts, San Diego vs. Houston, 1979  
 Dan Fouts, San Diego vs. Miami, 1982

**PASS RECEIVING**

**RECEPTIONS**

**Most Receptions, Game**

13 Kellen Winslow, San Diego vs. Miami, 1981 (OT)  
 Thurman Thomas, Buffalo vs. Cleveland, 1989

**YARDS GAINED**

**Most Yards Gained, Game**

177 Steve Watson, Denver vs. Pittsburgh, 1984

**Longest Reception**

86 Tim Brown (from Jeff Hostetler), L.A. Raiders vs. Buffalo, 1993

**TOUCHDOWNS**

**Most Touchdown Receptions, Game**

3 Dave Casper, Oakland vs. Baltimore, 1977 (2 OT)

**INTERCEPTIONS**

**Most Interceptions By, Game**

4 Vernon Perry, Houston vs. San Diego, 1979

**YARDS GAINED**

**Most Yards Gained, Game**

100 Champ Bailey, Denver vs. New England, 2005

**Longest Return**

100 Champ Bailey, Denver vs. New England, 2005

**TOUCHDOWNS**

**Most Touchdowns, Game**

1 Accomplished 10 times. Last:  
 Reggie Tongue, N.Y. Jets vs. Pittsburgh, 2004 (OT)

**PUNTING**

**Most Punts, Game**

14 Dave Jennings, N.Y. Jets vs. Cleveland, 1986 (2 OT)

**Longest Punt**

66 Mike Scifres, San Diego vs. Indianapolis, 2007  
 Craig Hentrich, Tennessee vs. Baltimore, 2008

**AVERAGE YARDAGE**

**Highest Punt Average, Game (4 Punts)**

53.3 Craig Hentrich, Tennessee vs. Baltimore, 2008 (4-213)

**PUNT RETURNS**

**Most Punt Returns, Game**

7 Ron Gardin, Baltimore vs. Cincinnati, 1970  
 Gerald McNeil, Cleveland vs. N.Y. Jets, 1986 (2 OT)  
 Dave Meggett, New England vs. Pittsburgh, 1996

**YARDS GAINED**

**Most Yards Gained, Game**

99 Jermaine Lewis, Baltimore vs. Pittsburgh, 2001

**Longest Return**

88 Jermaine Lewis, Baltimore vs. Pittsburgh, 2001

**TOUCHDOWNS**

**Most Touchdowns, Game**

1 Wes Chandler, San Diego vs. Miami, 1981 (OT)  
 Jermaine Lewis, Baltimore vs. Pittsburgh, 2001  
 Santana Moss, N.Y. Jets vs. Pittsburgh, 2004 (OT)  
 Santonio Holmes, Pittsburgh vs. San Diego, 2008

**KICKOFF RETURNS**

**Most Kickoff Returns, Game**

8 Marc Logan, Miami vs. Buffalo, 1990

**YARDS GAINED**

**Most Yards Gained, Game**

208 Dante Hall, Kansas City vs. Indianapolis, 2003

**Longest Return**

92 Dante Hall, Kansas City vs. Indianapolis, 2003

**TOUCHDOWNS**

**Most Touchdowns, Game**

1 Nat Moore, Miami vs. Oakland, 1974  
 Marshall Johnson, Baltimore vs. Oakland, 1977 (2 OT)  
 Eric Metcalf, Cleveland vs. Buffalo, 1989  
 Dante Hall, Kansas City vs. Indianapolis, 2003

**TEAM RECORDS**

**GAMES**

**Most Games**

21 Pittsburgh, 1972-79, 1983-84, 1989, 1992, 1994-97, 2001-02, 2004-05, 2008

## DIVISIONAL PLAYOFFS

### Most Games Won

14 Pittsburgh, 1972, 1974-76, 1978-79, 1984, 1994-95, 1997, 2001, 2004-05, 2008

### Most Games Lost

10 Miami, 1970, 1974, 1979, 1981, 1983, 1990, 1994, 1998, 1999-2000

### SCORING

#### POINTS

##### Most Points, Game

62 Jacksonville vs. Miami, 1999

##### Fewest Points, Game

0 Cincinnati vs. Baltimore, 1970  
San Diego vs. Miami, 1992  
Miami vs. Oakland, 2000

##### Most Points, Both Teams, Game

79 San Diego (41) vs. Miami (38), 1981 (OT)

##### Fewest Points, Both Teams, Game

13 New England (6) vs. Pittsburgh (7), 1997

##### Most Points, By Quarter

1st: 24 San Diego vs. Miami, 1981  
Jacksonville vs. Miami, 1999  
2nd: 26 Pittsburgh vs. Buffalo, 1974  
3rd: 21 L.A. Raiders vs. Pittsburgh, 1983  
4th: 21 Kansas City vs. Houston, 1993  
1st OT: 3 San Diego vs. Miami, 1981  
New England vs. Oakland, 2001  
Tennessee vs. Pittsburgh, 2002  
Pittsburgh vs. N.Y. Jets, 2004  
2nd OT: 6 Oakland vs. Baltimore, 1977

### TOUCHDOWNS

#### Most Touchdowns, Game

8 Jacksonville vs. Miami, 1999

#### Fewest Touchdowns, Game

0 Accomplished 11 times. Last: Baltimore vs. Indianapolis, 2006

#### Most Touchdowns, Both Teams, Game

10 Miami (5) vs. San Diego (5), 1981 (OT)

#### Fewest Touchdowns, Both Teams, Game

0 Baltimore vs. Indianapolis, 2006

### POINTS AFTER TOUCHDOWN

#### Most Points After Touchdowns, Game

8 Jacksonville vs. Miami, 1999

#### Most Points After Touchdowns, Both Teams, Game

10 Miami (5) vs. San Diego (5), 1981 (OT)

### FIELD GOALS

#### Most Field Goals, Game

5 Indianapolis vs. Baltimore, 2006

#### Most Field Goals, Both Teams, Game

7 Tennessee (4) vs. Indianapolis (3), 1999  
Indianapolis (5) vs. Baltimore (2), 2006

#### Most Field Goals Attempted, Game

6 Cleveland vs. N.Y. Jets, 1986 (2 OT)

#### Most Field Goals Attempted, Both Teams, Game

8 Cleveland (6) vs. N.Y. Jets (2), 1986 (2 OT)

### FIRST DOWNS

#### Most First Downs, Game

34 San Diego vs. Miami, 1981 (OT)

#### Fewest First Downs, Game

6 Baltimore vs. Tennessee, 2000

#### Most First Downs, Both Teams, Game

59 San Diego (34) vs. Miami (25), 1981 (OT)

#### Fewest First Downs, Both Teams, Game

23 Cincinnati (7) vs. Baltimore (16), 1970

### NET YARDS GAINED RUSHING AND PASSING

#### Most Net Yards Gained, Game

564 San Diego vs. Miami, 1981 (OT)

#### Fewest Net Yards Gained, Game

133 Miami vs. Jacksonville, 1999

#### Most Net Yards Gained, Both Teams, Game

1,036 San Diego (564) vs. Miami (472), 1981 (OT)

#### Fewest Net Yards Gained, Both Teams, Game

436 Cleveland (165) vs. Baltimore (271), 1971

### RUSHING

#### ATTEMPTS

##### Most Attempts, Game

56 Miami vs. San Diego, 1982

##### Fewest Attempts, Game

8 Miami vs. San Diego, 1994

### Most Attempts, Both Teams, Game

97 Baltimore (50) vs. Oakland (47), 1977 (2 OT)

### Fewest Attempts, Both Teams, Game

32 Houston (14) vs. Kansas City (18), 1993

### YARDS GAINED

#### Most Yards Gained, Game

257 Jacksonville vs. Miami, 1999

#### Fewest Yards Gained, Game

14 Miami vs. Denver, 1998

#### Most Yards Gained, Both Teams, Game

363 Miami (198) vs. Cleveland (165), 1972

#### Fewest Yards Gained, Both Teams, Game

110 Houston (39) vs. Kansas City (71), 1993

#### Longest Gain

90 Jacksonville vs. Miami, 1999

### TOUCHDOWNS

#### Most Touchdowns, Game

4 L.A. Raiders vs. Pittsburgh, 1983

#### Most Touchdowns, Both Teams, Game

5 Cincinnati (3) vs. Buffalo (2), 1981

### PASSING

#### ATTEMPTS

##### Most Attempts, Game

65 Cleveland vs. N.Y. Jets, 1986 (2 OT)

##### Fewest Attempts, Game

13 Miami vs. Cleveland, 1972  
Pittsburgh vs. Baltimore, 1975

##### Most Attempts, Both Teams, Game

102 San Diego (54) vs. Miami (48), 1981 (OT)

##### Fewest Attempts, Both Teams, Game

35 Pittsburgh (13) vs. Baltimore (22), 1975

### COMPLETIONS

#### Most Passes Completed, Game

34 Cleveland vs. N.Y. Jets, 1986 (2 OT)

#### Fewest Passes Completed, Game

5 Baltimore vs. Tennessee, 2000

#### Most Passes Completed, Both Teams, Game

64 San Diego (33) vs. Miami (31), 1981 (OT)

#### Fewest Passes Completed, Both Teams, Game

14 Baltimore (6) vs. Cincinnati (8), 1970

### COMPLETION PERCENTAGE

#### Highest Completion Percentage, Game (20 att)

92.9 New England vs. Jacksonville, 2007 (26-28)

#### Lowest Completion Percentage, Game (20 att)

32.5 Cleveland vs. Oakland, 1980 (13-40)

#### Highest Completion Percentage, Both Teams, Game

78.7 New England (92.9) vs. Jacksonville (66.7), 2007 (48-61)

#### Lowest Completion Percentage, Both Teams, Game

36.8 Baltimore (35.3) vs. Cincinnati (38.1), 1970 (14-38)

### YARDS GAINED

#### Most Yards Gained, Game

483 Cleveland vs. N.Y. Jets, 1986 (2 OT)

#### Fewest Yards Gained, Game

58 Cincinnati vs. L.A. Raiders, 1990

#### Most Yards Gained, Both Teams, Game

809 San Diego (415) vs. Miami (394), 1981 (OT)

#### Fewest Yards Gained, Both Teams, Game

148 Baltimore (72) vs. Pittsburgh (76), 1975

#### Longest Gain

86 L.A. Raiders vs. Buffalo, 1993

### TOUCHDOWNS

#### Most Touchdowns, Game

4 Oakland vs. Miami, 1974  
Miami vs. San Diego, 1981 (OT)  
Buffalo vs. Cleveland, 1989  
Jacksonville vs. Miami, 1999

#### Most Touchdowns, Both Teams, Game

7 Miami (4) vs. San Diego (3), 1981 (OT)  
Buffalo (4) vs. Cleveland (3), 1989

### INTERCEPTIONS

#### Most Passes Intercepted By, Game

5 Miami vs. Cleveland, 1972  
Houston vs. San Diego, 1979  
Miami vs. San Diego, 1982

#### Most Passes Intercepted By, Both Teams, Game

7 Buffalo (4) vs. Kansas City (3), 1991

### Fewest Passes Intercepted By, Both Teams, Game

- 0 Pittsburgh vs. Buffalo, 1974
- Buffalo vs. L.A. Raiders, 1993
- Denver vs. Jacksonville, 1996
- Kansas City vs. Denver, 1997
- Indianapolis vs. Tennessee, 1999
- Kansas City vs. Indianapolis, 2003

### YARDS GAINED

#### Most Yards Gained, Game

- 110 N.Y. Jets vs. Pittsburgh, 2004 (OT)

#### Most Yards Gained, Both Teams, Game

- 124 N.Y. Jets (110) vs. Pittsburgh (14), 2004 (OT)

#### Longest Return

- 100 Denver vs. New England, 2005

### TOUCHDOWNS

#### Most Touchdowns, Game

- 1 Accomplished 10 times. Last: N.Y. Jets vs. Pittsburgh, 2004 (OT)

### PUNTING

#### Most Punts, Game

- 14 N.Y. Jets vs. Cleveland, 1986 (2 OT)

#### Fewest Punts, Game

- 0 Kansas City vs. Indianapolis, 2003
- Indianapolis vs. Kansas City, 2003

#### Most Punts, Both Teams, Game

- 22 N.Y. Jets (14) vs. Cleveland (8), 1986 (2 OT)

#### Fewest Punts, Both Teams, Game

- 0 Kansas City vs. Indianapolis, 2003

### AVERAGE YARDAGE

#### Highest Punting Average, Game (4 Punts)

- 53.3 Tennessee vs. Baltimore, 2008 (4-213)

#### Lowest Punting Average, Game (4 Punts)

- 27.0 New England vs. Tennessee, 2003 (4-108)

#### Highest Punting Average, Both Teams, Game

- 56.5 San Diego (59.0) vs. Indianapolis (49.0), 2007 (4-226)

#### Lowest Punting Average, Both Teams, Game

- 30.5 New England (27.0) vs. Tennessee (34.0), 2003 (8-244)

### PUNT RETURNS

#### Most Punt Returns, Game

- 7 Baltimore vs. Cincinnati, 1970
- Cleveland vs. Oakland, 1980
- Cleveland vs. N.Y. Jets, 1986 (2 OT)
- New England vs. Pittsburgh, 1996

#### Fewest Punt Returns, Game

- 0 Accomplished 18 times. Last: San Diego vs. Indianapolis, 2007

#### Most Punt Returns, Both Teams, Game

- 12 New England (7) vs. Pittsburgh (5), 1996

#### Fewest Punt Returns, Both Teams, Game

- 0 Denver vs. Houston, 1991
- Oakland vs. N.Y. Jets, 2002
- Kansas City vs. Indianapolis, 2003

### YARDS GAINED

#### Most Yards Gained, Game

- 99 Baltimore vs. Pittsburgh, 2001

#### Most Yards Gained, Both Teams, Game

- 166 Baltimore (99) vs. Pittsburgh (67), 2001

#### Longest Return

- 88 Baltimore vs. Pittsburgh, 2001

### KICKOFF RETURNS

#### Most Kickoff Returns, Game

- 9 Miami vs. Buffalo, 1990
- Miami vs. Jacksonville, 1999

#### Fewest Kickoff Returns, Game

- 0 Miami vs. Cleveland, 1972
- N.Y. Jets vs. L.A. Raiders, 1982

#### Most Kickoff Returns, Both Teams, Game

- 15 Miami (9) vs. Buffalo (6), 1990

#### Fewest Kickoff Returns, Both Teams, Game

- 2 Pittsburgh (1) vs. Oakland (1), 1972
- N.Y. Jets (0) vs. L.A. Raiders (2), 1982

### YARDS GAINED

#### Most Yards Gained, Game

- 208 Kansas City vs. Indianapolis, 2003

#### Most Yards Gained, Both Teams, Game

- 379 Baltimore (193) vs. Oakland (186), 1977 (2 OT)

#### Longest Return

- 92 Kansas City vs. Indianapolis, 2003

### AFC DIVISIONAL PLAYOFF GAME TOP PERFORMANCES

#### RUSHING YARDS

- 199 Terrell Davis, Denver vs. Miami, 1998
- 176 Priest Holmes, Kansas City vs. Indianapolis, 2003
- 166 Curtis Martin, New England vs. Pittsburgh, 1996
- 162 Eddie George, Tennessee vs. Indianapolis, 1999
- 161 Earnest Byner, Cleveland vs. Miami, 1985

#### PASSING YARDS

- 489 Bernie Kosar, Cleveland vs. N.Y. Jets, 1986 (2 OT)
- 433 Dan Fouts, San Diego vs. Miami, 1981 (OT)
- 405 Jim Kelly, Buffalo vs. Cleveland, 1989
- 403 Don Strock, Miami vs. San Diego, 1981 (OT)
- 402 Peyton Manning, Indianapolis vs. San Diego, 2007

#### RECEPTIONS

- 13 Kellen Winslow, San Diego vs. Miami, 1981 (OT)
- 13 Thurman Thomas, Buffalo vs. Cleveland, 1989
- 11 Steve Watson, Denver vs. Pittsburgh, 1984
- 11 John L. Williams, Seattle vs. Cincinnati, 1988
- 10 John Stallworth, Pittsburgh vs. Denver, 1978
- 10 Tony Nathan, Miami vs. Cleveland, 1985
- 10 Jermaine Wiggins, New England vs. Oakland, 2001 (OT)
- 10 Frank Wycheck, Tennessee vs. Pittsburgh, 2002 (OT)
- 10 Hines Ward, Pittsburgh vs. N.Y. Jets, 2004 (OT)
- 10 Jabar Gaffney, New England vs. San Diego, 2006
- 10 Justin Gage, Tennessee vs. Baltimore, 2008

#### RECEIVING YARDS

- 177 Steve Watson, Denver vs. Pittsburgh, 1984
- 169 Wesley Walker, N.Y. Jets vs. L.A. Raiders, 1982
- 166 Kellen Winslow, San Diego vs. Miami, 1981 (OT)
- 156 John Stallworth, Pittsburgh vs. Denver, 1978
- 153 Deion Branch, New England vs. Denver, 2005



## DIVISIONAL PLAYOFFS

### NFC DIVISIONAL PLAYOFFS

*Includes Second-Round Playoff Games (1982), NFL Conference Championship Games (1967-69), and special playoff games to break ties for NFL Division or Conference Championships (1941, 1943, 1947, 1950, 1952, 1957, 1958, 1965).*

Season	Date	Winner (Share)	Loser (Share)	Score	Site	Attendance
2008	Jan. 11	Philadelphia (\$20,000)	N.Y. Giants (\$20,000)	23-11	East Rutherford	79,193
	Jan. 10	Arizona (\$20,000)	Carolina (\$20,000)	33-13	Charlotte	73,695
2007	Jan. 13	N.Y. Giants (\$20,000)	Dallas (\$20,000)	21-17	Dallas	63,660
	Jan. 12	Green Bay (\$20,000)	Seattle (\$20,000)	42-20	Green Bay	72,168
2006	Jan. 14	Chicago (\$19,000)	Seattle (\$19,000)	27-24*	Chicago	62,184
	Jan. 13	New Orleans (\$19,000)	Philadelphia (\$19,000)	27-24	New Orleans	70,001
2005	Jan. 15	Carolina (\$19,000)	Chicago (\$19,000)	29-21	Chicago	62,209
	Jan. 14	Seattle (\$19,000)	Washington (\$19,000)	20-10	Seattle	67,551
2004	Jan. 16	Philadelphia (\$18,000)	Minnesota (\$18,000)	27-14	Philadelphia	67,722
	Jan. 15	Atlanta (\$18,000)	St. Louis (\$18,000)	47-17	Atlanta	70,709
2003	Jan. 11	Philadelphia (\$18,000)	Green Bay (\$18,000)	20-17*	Philadelphia	67,707
	Jan. 10	Carolina (\$18,000)	St. Louis (\$18,000)	29-23*	St. Louis	66,165
2002	Jan. 12	Tampa Bay (\$17,000)	San Francisco (\$17,000)	31-6	Tampa	65,599
	Jan. 11	Philadelphia (\$17,000)	Atlanta (\$17,000)	20-6	Philadelphia	66,452
2001	Jan. 20	St. Louis (\$17,000)	Green Bay (\$17,000)	45-17	St. Louis	66,338
	Jan. 19	Philadelphia (\$17,000)	Chicago (\$17,000)	33-19	Chicago	66,944
2000	Jan. 7	N.Y. Giants (\$16,000)	Philadelphia (\$16,000)	20-10	East Rutherford	78,765
	Jan. 6	Minnesota (\$16,000)	New Orleans (\$16,000)	34-16	Minneapolis	63,881
1999	Jan. 16	St. Louis (\$16,000)	Minnesota (\$16,000)	49-37	St. Louis	66,194
	Jan. 15	Tampa Bay (\$16,000)	Washington (\$16,000)	14-13	Tampa	65,835
1998	Jan. 10	Minnesota (\$15,000)	Arizona (\$15,000)	41-21	Minneapolis	63,760
	Jan. 9	Atlanta (\$15,000)	San Francisco (\$15,000)	20-18	Atlanta	70,262
1997	Jan. 4	Green Bay (\$15,000)	Tampa Bay (\$15,000)	21-7	Green Bay	60,327
	Jan. 3	San Francisco (\$15,000)	Minnesota (\$15,000)	38-22	San Francisco	65,018
1996	Jan. 5	Carolina (\$14,000)	Dallas (\$14,000)	26-17	Charlotte	72,808
	Jan. 4	Green Bay (\$14,000)	San Francisco (\$14,000)	35-14	Green Bay	60,787
1995	Jan. 7	Dallas (\$13,000)	Philadelphia (\$13,000)	30-11	Dallas	64,371
	Jan. 6	Green Bay (\$13,000)	San Francisco (\$13,000)	27-17	San Francisco	69,311
1994	Jan. 8	Dallas (\$12,000)	Green Bay (\$12,000)	35-9	Dallas	64,745
	Jan. 7	San Francisco (\$12,000)	Chicago (\$12,000)	44-15	San Francisco	64,644
1993	Jan. 16	Dallas (\$12,000)	Green Bay (\$12,000)	24-17	Dallas	64,790
	Jan. 15	San Francisco (\$12,000)	N.Y. Giants (\$12,000)	44-3	San Francisco	67,143
1992	Jan. 10	Dallas (\$10,000)	Philadelphia (\$10,000)	34-10	Dallas	63,721
	Jan. 9	San Francisco (\$10,000)	Washington (\$10,000)	20-13	San Francisco	64,991
1991	Jan. 5	Detroit (\$10,000)	Dallas (\$10,000)	38-6	Detroit	78,290
	Jan. 4	Washington (\$10,000)	Atlanta (\$10,000)	24-7	Washington	55,181
1990	Jan. 13	N.Y. Giants (\$10,000)	Chicago (\$10,000)	31-3	East Rutherford	77,025
	Jan. 12	San Francisco (\$10,000)	Washington (\$10,000)	28-10	San Francisco	65,292
1989	Jan. 7	L.A. Rams (\$10,000)	N.Y. Giants (\$10,000)	19-13*	East Rutherford	76,526
	Jan. 6	San Francisco (\$10,000)	Minnesota (\$10,000)	41-13	San Francisco	64,918
1988	Jan. 1	San Francisco (\$10,000)	Minnesota (\$10,000)	34-9	San Francisco	61,848
	Dec. 31	Chicago (\$10,000)	Philadelphia (\$10,000)	20-12	Chicago	65,534
1987	Jan. 10	Washington (\$10,000)	Chicago (\$10,000)	21-17	Chicago	65,268
	Jan. 9	Minnesota (\$10,000)	San Francisco (\$10,000)	36-24	San Francisco	63,008
1986	Jan. 4	N.Y. Giants (\$10,000)	San Francisco (\$10,000)	49-3	East Rutherford	75,691
	Jan. 3	Washington (\$10,000)	Chicago (\$10,000)	27-13	Chicago	65,524
1985	Jan. 5	Chicago (\$10,000)	N.Y. Giants (\$10,000)	21-0	Chicago	65,670
	Jan. 4	L.A. Rams (\$10,000)	Dallas (\$10,000)	20-0	Anaheim	66,581
1984	Dec. 30	Chicago (\$10,000)	Washington (\$10,000)	23-19	Washington	55,431
	Dec. 29	San Francisco (\$10,000)	N.Y. Giants (\$10,000)	21-10	San Francisco	60,303
1983	Jan. 1	Washington (\$10,000)	L.A. Rams (\$10,000)	51-7	Washington	54,440
	Dec. 31	San Francisco (\$10,000)	Detroit (\$10,000)	24-23	San Francisco	59,979
1982	Jan. 16	Dallas (\$10,000)	Green Bay (\$10,000)	37-26	Dallas	63,972
	Jan. 15	Washington (\$10,000)	Minnesota (\$10,000)	21-7	Washington	54,593
1981	Jan. 3	San Francisco (\$5,000)	N.Y. Giants (\$5,000)	38-24	San Francisco	58,360
	Jan. 2	Dallas (\$5,000)	Tampa Bay (\$5,000)	38-0	Dallas	64,848
1980	Jan. 4	Dallas (\$5,000)	Atlanta (\$5,000)	30-27	Atlanta	59,793
	Jan. 3	Philadelphia (\$5,000)	Minnesota (\$5,000)	31-16	Philadelphia	70,178
1979	Dec. 30	Los Angeles (\$5,000)	Dallas (\$5,000)	21-19	Dallas	64,792
	Dec. 29	Tampa Bay (\$5,000)	Philadelphia (\$5,000)	24-17	Tampa	71,402
1978	Dec. 31	Los Angeles (\$5,000)	Minnesota (\$5,000)	34-10	Los Angeles	70,436
	Dec. 30	Dallas (\$5,000)	Atlanta (\$5,000)	27-20	Dallas	63,406
1977	Dec. 26	Dallas (\$5,000)	Chicago (\$5,000)	37-7	Dallas	63,260
	Dec. 26	Minnesota (\$5,000)	Los Angeles (\$5,000)	14-7	Los Angeles	70,203
1976	Dec. 19	Los Angeles (\$)	Dallas (\$)	14-12	Dallas	63,283
	Dec. 18	Minnesota (\$)	Washington (\$)	35-20	Minneapolis	47,466
1975	Dec. 28	Dallas (\$)	Minnesota (\$)	17-14	Minneapolis	48,050
	Dec. 27	Los Angeles (\$)	St. Louis (\$)	35-23	Los Angeles	73,459
1974	Dec. 22	Los Angeles (\$)	Washington (\$)	19-10	Los Angeles	77,925
	Dec. 21	Minnesota (\$)	St. Louis (\$)	30-14	Minneapolis	48,150
1973	Dec. 23	Dallas (\$)	Los Angeles (\$)	27-16	Dallas	63,272
	Dec. 22	Minnesota (\$)	Washington (\$)	27-20	Minneapolis	48,404
1972	Dec. 24	Washington (\$)	Green Bay (\$)	16-3	Washington	52,321
	Dec. 23	Dallas (\$)	San Francisco (\$)	30-28	San Francisco	59,746
1971	Dec. 26	San Francisco (\$)	Washington (\$)	24-20	San Francisco	45,327
	Dec. 25	Dallas (\$)	Minnesota (\$)	20-12	Minneapolis	47,307
1970	Dec. 27	San Francisco (\$)	Minnesota (\$)	17-14	Minneapolis	45,103
	Dec. 26	Dallas (\$)	Detroit (\$)	5-0	Dallas	69,613
1969	Dec. 28	Cleveland (\$)	Dallas (\$)	38-14	Dallas	69,321
	Dec. 27	Minnesota (\$)	Los Angeles (\$)	23-20	Minneapolis	47,900
1968	Dec. 22	Baltimore (\$)	Minnesota (\$)	24-14	Baltimore	60,238
	Dec. 21	Cleveland (\$)	Dallas (\$)	31-20	Cleveland	81,497
1967	Dec. 24	Dallas (\$)	Cleveland (\$)	52-14	Dallas	70,786
	Dec. 23	Green Bay (\$)	Los Angeles (\$)	28-7	Milwaukee	49,861

## DIVISIONAL PLAYOFFS

Season	Date	Winner (Share)	Loser (Share)	Score	Site	Attendance
1965	Dec. 26	Green Bay (\$)	Baltimore (\$)	13-10*	Green Bay	50,484
1958	Dec. 21	N.Y. Giants (#)	Cleveland (#)	10-0	New York	61,274
1957	Dec. 22	Detroit (#)	San Francisco (#)	31-27	San Francisco	60,118
1952	Dec. 21	Detroit (#)	Los Angeles (#)	31-21	Detroit	47,645
1950	Dec. 17	Los Angeles (#)	Chicago Bears (#)	24-14	Los Angeles	83,501
	Dec. 17	Cleveland (#)	N.Y. Giants (#)	8-3	Cleveland	33,054
1947	Dec. 21	Philadelphia (#)	Pittsburgh (#)	21-0	Pittsburgh	35,729
1943	Dec. 19	Washington (c)	N.Y. Giants (c)	28-0	New York	42,800
1941	Dec. 14	Chicago Bears (c)	Green Bay (c)	33-14	Chicago	43,425

\*Sudden Death Overtime

\$ Players received 1/14 of annual salary for playoff appearances.

# Players received 1/12 of annual salary for playoff appearances.

c Players received 1/10 of annual salary for playoff appearances.

### 2008

**PHILADELPHIA 23, N.Y. GIANTS 11**—Donovan McNabb rushed for a touchdown and passed for another as the Eagles' defense kept the Giants out of the end zone and defeated the NFC's top-seed and defending Super Bowl champion. John Carney kicked a 22-yard field goal on the Giants' first possession, but Asante Samuel intercepted a pass on their second drive. Samuel returned the ball 25 yards to the Giants' 2, and McNabb scored a few plays later for a 7-3 lead. An intentional grounding penalty in the end zone cut the score to 7-5, and Kevin Dockery's interception late in the half led to Carney's 34-yard field goal and 8-7 lead with 1:33 left in the half. McNabb completed five consecutive passes on the ensuing drive, and David Akers kicked a 25-yard field goal as the half expired for a 10-8 Eagles' lead. Two plays into the second half, Fred Robbins intercepted a pass to set up Carney's third field goal. The Eagles answered with a field goal, and after Carney missed a 47-yard attempt on the Giants' next possession, McNabb engineered a 10-play, 63-yard drive, capped by Brent Celek's 1-yard catch on the first play of the fourth quarter for a 20-11 lead. The Giants twice drove to near midfield, but Eli Manning was stopped for no gain on fourth-and-1 with 12:29 to play, and Brandon Jacobs was stopped a yard short on fourth-and-two with 6:28 remaining. McNabb was 22 of 40 for 217 yards and 1 touchdown, with 2 interceptions. Manning was 15 of 29 for 169 yards, with 2 interceptions.

**Philadelphia** 7 3 3 10 — 23  
**N.Y. Giants** 3 5 3 0 — 11

NYG — FG Carney 22  
 Phil — McNabb 1 run (Akers kick)  
 NYG — Safety, McNabb flagged for intentional grounding in end zone  
 NYG — FG Carney 34  
 Phil — FG Akers 25  
 NYG — FG Carney 36  
 Phil — FG Akers 35  
 Phil — Celek 1 pass from McNabb (Akers kick)  
 Phil — FG Akers 20

**ARIZONA 33, CAROLINA 13**—The Cardinals' defense forced six turnovers that led to 20 points as Arizona scored 33 unanswered points to defeat the number-two seeded Panthers. Arizona maintained possession for 39 minutes, 49 seconds and converted 10 of 18 third-down situations to keep the Panthers at bay. The Panthers scored five plays into the game for a 7-0 lead, and then forced Arizona to punt. However, the Cardinals' defense forced a three-and-out, and Arizona scored on its next five possessions, spanning a total of just 14 minutes, 11 seconds, to take a 27-7 lead. The outburst began with Kurt Warner's 3-yard touchdown pass to Tim Hightower on third-and-goal. On the next play from scrimmage, Antonio Smith sacked Jake Delhomme and forced him to fumble. Smith recovered the ball at the Panthers' 13, and Edgerrin James scored two plays later. Dominique Rodgers-Cromartie then intercepted a pass near the goal line to thwart the Panthers. The Cardinals kicked field goals on their next two possessions, and Gerald Hayes' interception on the first play after Neil Rackers' second field goal led to Larry Fitzgerald's 29-yard touchdown catch with 3:32 left in the half for a 27-7 lead. The Panthers did not score again until there were just 50 seconds remaining. Warner was 21 of 32 for 220 yards and 2 touchdowns, with 1 interception.

Fitzgerald had 8 receptions for 166 yards. Delhomme was 17 of 34 for 205 yards and 1 touchdown, with 5 interceptions.

**Arizona** 14 13 3 3 — 33

**Carolina** 7 0 0 6 — 13

Car — Stewart 9 run (Kasay kick)  
 Ariz — Hightower 3 pass from Warner (Rackers kick)  
 Ariz — James 4 run (Rackers kick)  
 Ariz — FG Rackers 49  
 Ariz — FG Rackers 30  
 Ariz — Fitzgerald 29 pass from Warner (Rackers kick)  
 Ariz — FG Rackers 33  
 Ariz — FG Rackers 20  
 Car — Smith 8 pass from Delhomme (pass failed)

### 2007

**NEW YORK GIANTS 21, DALLAS 17**—R.W. McQuarters intercepted a pass in the end zone with nine seconds remaining as the Giants advanced to the NFC Championship Game for the first time in seven seasons. On the game's opening possession, Amani Toomer caught a short pass, spun away from the defense, and raced into the end zone for a 52-yard touchdown. Late in the first quarter, Marion Barber had carries for 36 and 20 yards on a 96-yard touchdown drive to tie the game. The Cowboys' defense then forced a punt, and the offense marched 90 yards in 20 plays, highlighted by 3 third-down completions by Tony Romo, and capped by Barber's 1-yard touchdown run for a 14-7 lead with just 53 seconds left in the half. However, Eli Manning completed passes of 22 and 11 yards to Steve Smith, and a 19-yard pass to Kevin Boss to the Cowboys' 4 with 11 seconds left. Manning completed the drive with a 4-yard touchdown toss to Toomer with seven seconds left in the half to tie the game. The Cowboys opened the second half with a field goal, but late in the quarter McQuarters' 25-yard punt return to the Cowboys' 37, and Manning's 11-yard pass to Smith on third-and-6, led to Brandon Jacobs' 1-yard touchdown run for a 21-17 lead with 13:29 to play. The Giants' defense forced two punts, but the Cowboys got the ball at the Giants' 48 with 1:50 to play. Romo completed three passes to the Giants' 23, but on fourth-and-11 McQuarters intercepted his pass in the end zone with nine seconds remaining. Manning was 12 of 18 for 163 yards and 2 touchdowns. Romo was 18 of 36 for 201 yards and 1 touchdown, with 1 interception. Barber carried 27 times for 129 yards.

**N.Y. Giants** 7 7 0 7 — 21  
**Dallas** 0 14 3 0 — 17

NYG — Toomer 52 pass from Manning (Tynes kick)  
 Dall — Owens 5 pass from Romo (Folk kick)  
 Dall — Barber 1 run (Folk kick)  
 NYG — Toomer 4 pass from Manning (Tynes kick)  
 Dall — FG Folk 34  
 NYG — Jacobs 1 run (Tynes kick)

**GREEN BAY 42, SEATTLE 20**—Ryan Grant rushed for 201 yards and 3 touchdowns, and Brett Favre added 3 scoring passes, as Green Bay scored the game's final six touchdowns. The Packers outgained the Seahawks 408-200 in total yards. Seattle benefited early as Grant fumbled twice in the first 1:09. Lofa Tatupu recovered the first fumble and returned it 12 yards to the Packers' 1, setting up Shaun Alexander's touchdown 20 seconds into the game. Grant's second fumble was recov-

ered by Jordan Babineaux at the Packers' 49. Matt Hasselbeck's 11-yard touchdown pass to Bobby Engram six plays later gave Seattle a 14-0 lead with 10:59 left in the first quarter. The Packers responded by scoring touchdowns on their next six possessions. Five of the scoring drives covered at least 64 yards, with the exception coming on the first play of the second quarter. With the score tied 14-14, Atari Bigby forced Marcus Pollard to fumble. Aaron Kampman recovered at the Seahawks' 18, and Favre completed a 2-yard touchdown pass to Greg Jennings three plays later for a 21-14 lead. Snow began falling in the second quarter and blanketed the field for the remainder of the game. The Seahawks' defense finally stopped the Packers with 9:11 to play, and the offense drove to the Packers' 41 trailing 42-20, but Hasselbeck threw four consecutive incompletions to end the drive with 8:03 to play. Favre was 18 of 23 for 173 yards and 3 touchdowns. Grant carried 27 times for 201 yards. Hasselbeck was 19 of 33 for 194 yards and 1 touchdown.

**Seattle** 14 3 3 0 — 20

**Green Bay** 14 14 7 7 — 42

Sea — Alexander 1 run (J. Brown kick)  
 Sea — Engram 11 pass from Hasselbeck (J. Brown kick)  
 GB — Jennings 15 pass from Favre (Crosby kick)  
 GB — Grant 1 run (Crosby kick)  
 GB — Jennings 2 pass from Favre (Crosby kick)  
 Sea — FG J. Brown 29  
 GB — Grant 3 run (Crosby kick)  
 GB — B. Jackson 13 pass from Favre (Crosby kick)  
 Sea — FG J. Brown 27  
 GB — Grant 1 run (Crosby kick)

### 2006

**CHICAGO 27, SEATTLE 24 (OT)**—Robbie Gould kicked a 49-yard field goal 4:58 into overtime as the Bears advanced to the NFC Championship Game for the first time since 1988. The Seahawks tied the score 7-7 early in the second quarter, but on the next play Rex Grossman connected with Bernard Berrian deep down the middle for 68-yard touchdown pass and a 14-7 lead. Shaun Alexander's 4-yard touchdown run, on fourth-and-1, was set up Chuck Darby's recovery of a Grossman fumble forced by Julian Peterson and tied the score 14-14. The Bears responded with their own touchdown on fourth-and-1, a 7-yard run by Thomas Jones with 48 seconds left in the half, for a 21-14 half-time lead. The Seahawks scored on their first two possessions of the second half to take a 24-21 lead, and Pete Hunter intercepted Grossman near the goal line to thwart a rally with 13:31 to play. Later in the quarter, Devin Hester's 66-yard punt return for a touchdown was nullified by a penalty, but the Bears did drive 48 yards and Gould made a 41-yard field goal with 4:24 to play to tie the game. In overtime, the Seahawks were forced to punt, and Ryan Plackemeier's kick went 18 yards and out of bounds at the Bears' 34. Grossman's 30-yard pass to Rashied Davis on third-and-10 set up Gould's game-winning 49-yard kick. Grossman was 21 of 38 for 282 yards and 1 touchdown, with 1 interception. Berrian had 5 receptions for 105 yards. Matt Hasselbeck was 18 of 33 for 195 yards and 1 touchdown, with 1 interception.

**Seattle** 0 14 10 0 0 — 24

**Chicago** 7 14 0 3 3 — 27

Chi — T. Jones 9 run (Gould kick)

## DIVISIONAL PLAYOFFS

Sea — Burlerson 16 pass from Hasselbeck (J. Brown kick)  
 Chi — Berrian 68 pass from Grossman (Gould kick)  
 Sea — Alexander 4 run (J. Brown kick)  
 Chi — T. Jones 7 run (Gould kick)  
 Sea — FG J. Brown 40  
 Sea — Alexander 13 run (J. Brown kick)  
 Chi — FG Gould 41  
 Chi — FG Gould 49

**NEW ORLEANS 27, PHILADELPHIA 24**—Deuce McAllister rushed for 143 yards and scored twice as the Saints won their first playoff game since 2000. Brees was 20 of 32 for 243 yards and 1 touchdown. The Eagles used two big plays, a 75-yard touchdown pass from Jeff Garcia to Donte' Stallworth, and a 62-yard touchdown run by Brian Westbrook three plays into the second half, to take a 21-13 lead. The Saints came right back, keyed by Billy Miller's 29-yard catch, and capped by McAllister's 5-yard touchdown run, to pull within 21-20. The Saints' defense then forced a punt, and the offense drove 84 yards, highlighted by a 23-yard run by McAllister, and capped by Drew Brees' 11-yard touchdown pass to McAllister, for a 27-21 lead with 1:05 left in the third quarter. The Eagles drove to the Saints' 4, but on third-and-1 Garcia's short pass to Thomas Tapeh resulted in a 2-yard loss, forcing the Eagles to settle for David Akers' 24-yard field goal to pull within 27-24 with 11:08 remaining. On third-and-1 with 1:37 to play, McAllister gained 5 yards and the Saints ran out the clock. McAllister carried 21 times for 143 yards. Garcia was 15 of 30 for 240 yards and 1 touchdown. Westbrook carried 13 times for 116 yards.

<b>Philadelphia</b>	0	14	7	3	—	24
<b>New Orleans</b>	3	10	14	0	—	27

NO — FG Carney 33  
 NO — FG Carney 23  
 Phil — Stallworth 75 pass from Garcia (Akers kick)  
 NO — Bush 4 run (Carney kick)  
 Phil — Westbrook 1 run (Akers kick)  
 Phil — Westbrook 62 run (Akers kick)  
 NO — McAllister 5 run (Carney kick)  
 NO — McAllister 11 pass from Brees (Carney kick)  
 Phil — FG Akers 24

### 2005

**CAROLINA 29, CHICAGO 21**—Steve Smith had 12 receptions for 218 yards and 2 touchdowns as the Panthers knocked off the second-seeded Bears. Despite facing a defense that had set a modern NFL record by allowing just 61 points in eight home games, the Panthers tallied 434 total yards. Smith caught a 58-yard touchdown pass from Jake Delhomme deep down the right sideline on the game's second play to set the tone. Smith outleaped Charles Tillman for a 46-yard catch later in the quarter to set up John Kasay's 20-yard field goal for a 10-0 lead. Kasay added a second field goal for a 13-0 lead before the Bears answered with a 67-yard drive capped by Adrian Peterson's 1-yard scoring run on fourth-and-goal with 1:57 left in the half. The Panthers responded with Kasay's third field goal of the quarter, ending the half with a 37-yard boot to extend the lead to 9 points. The Bears drove 68 yards to begin the second half, highlighted by Bernard Berrian holding onto a 17-yard catch at the Bears' 1 despite a strong tackle by Mike Minter. Desmond Clark capped the drive with a 1-yard catch to pull within 16-14. DeShaun Foster broke his ankle on the next play from scrimmage, but the Panthers scored later in the quarter on Smith's 39-yard touchdown catch down the left sideline to take a 23-14 lead. Smith had set up the touchdown with his 21-yard reception on third-and-9 two plays earlier. The Bears answered with a 66-yard drive, kept alive by a facemask penalty that nullified a fumble for a touchback. Jason McKie culminated the drive with a 3-yard run with 12:23 to play. The Panthers needed just seven plays to answer, highlighted by Smith's 22-yard run, and capped by Kris Mangum's 1-yard scoring catch with 8:04 remaining. Kasay slipped and his extra-point attempt hit the right upright, allowing the Bears to trail by just eight points. After an exchange of punts, the Bears drove to the Panthers' 37, but Ken Lucas intercepted Rex Grossman's third-and-10 pass with 2:26 to play, and after a punt,

Grossman's fourth-and-1 pass from the Bears' 45 fell incomplete with 41 seconds left to clinch the victory. Delhomme was 24 of 33 for 319 yards and 3 touchdowns, with 1 interception. Smith, who had the fourth-best receiving yardage total in postseason history, also had 3 carries for 26 yards. Grossman, who had made just one start during the season, was 17 of 41 for 192 yards and 1 touchdown, with 1 interception.

<b>Carolina</b>	7	9	7	6	—	29
<b>Chicago</b>	0	7	7	7	—	21

Car — S. Smith 58 pass from Delhomme (Kasay kick)  
 Car — FG Kasay 20  
 Car — FG Kasay 38  
 Chi — Peterson 1 run (Gould kick)  
 Car — FG Kasay 37  
 Chi — Clark 1 pass from Grossman (Gould kick)  
 Car — S. Smith 39 pass from Delhomme (Kasay kick)  
 Chi — McKie 3 run (Gould kick)  
 Car — Mangum 1 pass from Delhomme (kick failed)

**SEATTLE 20, WASHINGTON 10**—Matt Hasselbeck passed for 1 touchdown and ran for another as the Seahawks posted their first playoff victory since 1984. Shaun Alexander suffered a concussion late in the first quarter, and a muffed punt set up a field goal to give the Redskins a 3-0 lead. Seattle responded with a 12-play, 74-yard touchdown drive, capped by Darrell Jackson's 29-yard touchdown catch. Joe Jurevicius' 31-yard reception led to Hasselbeck's scrambling 6-yard touchdown run on third-and-5 for a 14-3 lead with 9:35 left in the third quarter. Seattle extended the lead to 17-3, but Mark Brunell completed a 52-yard pass to Chris Cooley to set up Santana Moss' 20-yard touchdown catch off of a deflection to pull the Redskins within 17-10 with 11:51 remaining. John Hall then recovered a fumble on the ensuing kickoff, but he missed a 36-yard field-goal attempt wide left with 8:01 to play. Mack Strong's 32-yard run on third-and-6 set up Josh Brown's 31-yard field goal with 2:54 remaining. Brunell's fourth-and-2 pass intended for Moss was batted down in the end zone by Michael Boulware with 47 seconds left to quell their final scoring chance. Hasselbeck was 16 of 26 for 215 yards and 1 touchdown. Jackson had 9 receptions for 143 yards. Brunell was 22 of 37 for 242 yards and 1 touchdown. Moss had 7 catches for 103 yards.

<b>Washington</b>	0	3	0	7	—	10
<b>Seattle</b>	0	7	7	6	—	20

Wash — FG Hall 26  
 Sea — D. Jackson 29 pass from Hasselbeck (J. Brown kick)  
 Sea — Hasselbeck 6 run (J. Brown kick)  
 Sea — FG J. Brown 33  
 Wash — Moss 20 pass from Brunell (Hall kick)  
 Sea — FG J. Brown 31

### 2004

**PHILADELPHIA 27, MINNESOTA 14**—Freddie Mitchell scored 2 touchdowns as the Eagles earned a berth in their fourth consecutive NFC Championship Game. The Eagles drove 53 and 92 yards for touchdowns to jump to a 14-0 lead. Following Daunte Culpepper's 7-yard scoring scramble, the Eagles drove to the Vikings' 14. Donovan McNabb completed a pass to L.J. Smith, who was hit by Antoine Winfield at the 4-yard line and fumbled. The ball popped into the air and Mitchell caught it on the fly in the end zone for a touchdown and 21-7 lead with 10:08 left in the half. Both teams failed on two scoring chances. The Vikings failed fake field-goal attempt from the Eagles' 3 ended a drive before halftime, and Ike Reese intercepted a tipped pass at the Eagles' 28 in the third quarter. Dorsey Levens was tackled at the Vikings' 5 as time expired in the first half, and, while reaching for the pylon in the third quarter, Mitchell fumbled the ball out of the end zone for a touchback. At the end of the third quarter, Culpepper's fourth-and-22 pass into the end zone, intended for Randy Moss, fell incomplete, and the Eagles made 2 fourth-quarter field goals to pull away. McNabb was 21 of 33 for 286 yards and 2 touchdowns. Culpepper was 24 of 46 for 316 yards and 1 touchdown, with 2 interceptions. Marcus Robinson had 5 receptions for 119 yards.

<b>Minnesota</b>	0	7	0	7	—	14
<b>Philadelphia</b>	7	14	0	6	—	27

Phil — Mitchell 2 pass from McNabb (Akers kick)  
 Phil — Westbrook 7 pass from McNabb (Akers kick)  
 Minn — Culpepper 7 run (Andersen kick)  
 Phil — Mitchell fumble recovery in end zone (Akers kick)  
 Phil — FG Akers 21  
 Phil — FG Akers 23  
 Minn — Robinson 32 pass from Culpepper (Andersen kick)

**ATLANTA 47, ST. LOUIS 17**—The Falcons rushed for 327 yards and Allen Rossum set a postseason record with 152 punt-return yards as the Falcons advanced to their second NFC Championship Game appearance. The Falcons had a 35:35-24:25 advantage in time of possession, and scored on five of their first six possessions to jump to a 38-17 lead with 5:54 left in the third quarter. On the first possession, faced with third-and-3, Michael Vick scrambled around right end and ran 47 yards to set up Alge Crumpler's 18-yard touchdown pass just three minutes into the game. The Rams tied the game five plays later with Kevin Curtis' 57-yard touchdown catch, but the Falcons needed just four plays to retake the lead on Warrick Dunn's 62-yard scoring run. Leading 21-14, Rossum returned a punt 68 yards for a touchdown with 59 seconds left in the half for a 28-14 lead, and Rossum's 39-yard return early in the third quarter led to Peerless Price's 6-yard catch for a 35-17 lead. Rossum's 45-yard punt return to the Rams' 13 moments later led to Jay Feely's 38-yard field goal for a 38-17 lead. Vick was 12 of 16 of 82 yards and 2 touchdowns, and rushed 8 times for 119 yards. Dunn rushed 17 times for 142 yards. Marc Bulger was 23 of 35 for 299 yards and 2 touchdowns, with 1 interception. Curtis had 7 catches for 128 yards.

<b>St. Louis</b>	7	10	0	0	—	17
<b>Atlanta</b>	14	14	10	9	—	47

Atl — Crumpler 18 pass from Vick (Feely kick)  
 StL — Curtis 57 pass from Bulger (Wilkins kick)  
 Atl — Dunn 62 run (Feely kick)  
 Atl — Dunn 19 run (Feely kick)  
 StL — Holt 28 pass from Bulger (Wilkins kick)  
 Atl — Rossum 68 punt return (Feely kick)  
 StL — FG Wilkins 55  
 Atl — Price 6 pass from Vick (Feely kick)  
 Atl — FG Feely 38  
 Atl — Safety, B. Smith sacked Bulger in end zone  
 Atl — Duckett 4 run (Feely kick)

### 2003

**PHILADELPHIA 20, GREEN BAY 17 (OT)**—The Eagles used an improbable 28-yard pass on fourth-and-26 to set up David Akers' game-tying field goal in the final seconds en route to an overtime victory and a berth in the NFC Championship Game for the third consecutive season. In the middle of the first quarter, Brett Favre's 40-yard touchdown pass to Robert Ferguson came one play after Mike McKenzie's cornerback blitz forced Donovan McNabb to fumble the ball away. Akers missed a 33-yard field-goal attempt on the Eagles' next possession, and Green Bay responded with an eight-play, 77-yard drive, capped by Favre's 17-yard touchdown pass to Ferguson, for a 14-0 lead with 1:22 left in the first quarter. A 45-yard pass from McNabb to Todd Pinkston set up Duce Staley's 7-yard touchdown on a shovel pass. The Packers once again drove right down field, but on fourth-and-goal from the Eagles' 1 with 2:00 left in the half, Ahman Green was stopped short of the goal line. A 24-yard scramble by McNabb set up his 12-yard touchdown pass to Pinkston on the first play of the fourth quarter to tie the score. Two possessions later, Favre's 44-yard pass to Javon Walker set up Ryan Longwell's go-ahead field goal with 10:22 left. After an exchange of punts, the Eagles started on their own 20 with 2:21 left. With 1:12 left, McNabb was sacked for a 16-yard loss by Bhawok Jue, setting up fourth-and-26. McNabb fired a pass down the middle to Freddie Mitchell, who caught the ball beyond the marker for a 28-yard gain. Akers' 37-yard field goal with five seconds left forced overtime. The Eagles won the toss, but were forced to punt. But on the Packers' first play, Favre lofted a pass downfield which was intercepted by Brian Dawkins, who returned it 35 yards to the Packers' 34.



## DIVISIONAL PLAYOFFS

Six plays later, Akers kicked a 31-yard field goal with 10:12 left on the clock for the victory. McNabb was 21 of 39 for 248 yards and 2 touchdowns, and rushed for 107 yards on 11 carries. Favre was 15 of 28 for 180 yards and 2 touchdowns, with 1 interception. Green rushed 25 times for 156 yards.

<b>Green Bay</b>	14	0	0	3	0	—	17
<b>Philadelphia</b>	0	7	0	10	3	—	20
GB	— Ferguson 40 pass from Favre (Longwell kick)						
GB	— Ferguson 17 pass from Favre (Longwell kick)						
Phil	— Staley 7 pass from McNabb (Akers kick)						
Phil	— Pinkston 12 pass from McNabb (Akers kick)						
GB	— FG Longwell 21						
Phil	— FG Akers 37						
Phil	— FG Akers 31						

**CAROLINA 29, ST. LOUIS 23 (2 OT)**—Steve Smith caught a 69-yard touchdown pass from Jake Delhomme on the first play of the second overtime as Carolina advanced to the NFC Championship Game. The Rams drove inside the Panthers' 10 on each of their three first-half possessions, but settled for a field goal each time. After struggling on its first two possessions, Carolina scored on five consecutive drives, capped by Brad Hoover's 7-yard touchdown run following Mike Minter's interception, to give Carolina a 23-12 lead with 8:50 to play. Deon Grant intercepted Marc Bulger's pass on the next play from scrimmage, giving the Panthers a chance to put the game away. But Tyoka Jackson dropped Delhomme for an 11-yard loss on third-and-6, and John Kasay's 53-yard field-goal attempt hit the left upright with 6:29 remaining. The Rams converted four third downs and a fourth down, on a 16-yard pass from Bulger to Marshall Faulk, and scored on Faulk's 1-yard run with 2:39 left. Bulger's 2-point conversion pass to Dane Looker pulled the Rams within three points, and Jeff Wilkins recovered his own onside kick to give the Rams a chance to tie or win. St. Louis reached the Panthers' 19 with 42 seconds left, but the Rams opted to let the clock run down, and Wilkins tied the game with a 33-yard attempt as regulation expired. In overtime, the Panthers won the toss and reached the Rams' 22 to set up Kasay for an opportunity to win the game. Kasay made a 40-yard attempt, but the play was nullified by a delay of game penalty. After a few unsuccessful runs, Kasay attempted a 45-yard field goal, but pulled it wide right. The Rams responded by driving to the Panthers' 35, but Wilkins' 53-yard field-goal attempt landed short. The Rams' defense stiffened to force a punt, but Ricky Manning Jr. intercepted Bulger at the Panthers' 35 with 1:01 left in overtime. On third-and-14, Delhomme completed a pass to Smith near midfield. Smith split the seam and outran the secondary for the game-winning touchdown 10 seconds into the second overtime. Delhomme was 16 of 26 for 290 yards and 1 touchdown, with 1 interception. Smith had 6 receptions for 163 yards and 1 touchdown. Bulger was 27 of 46 for 332 yards, with 3 interceptions. Isaac Bruce had 7 receptions for 116 yards.

<b>Carolina</b>	0	10	6	7	0	6	—	29
<b>St. Louis</b>	3	6	3	11	0	0	—	23
StL	— FG Wilkins 20							
StL	— FG Wilkins 26							
Car	— Muhammad fumble recovery in end zone (Kasay kick)							
StL	— FG Wilkins 24							
Car	— FG Kasay 45							
StL	— FG Wilkins 51							
Car	— FG Kasay 52							
Car	— FG Kasay 34							
Car	— Hoover 7 run (Kasay kick)							
StL	— Faulk 1 run (Looker pass from Bulger)							
StL	— FG Wilkins 33							
Car	— Smith 69 pass from Delhomme							

### 2002

**TAMPA BAY 31, SAN FRANCISCO 6**—The Buccaneers' defense forced 5 turnovers and registered 4 sacks as Tampa Bay handed Steve Mariucci a loss in his final game as the 49ers' coach. Quarterback Brad Johnson, who missed the last two regular-season games with a bruised back, helped the Buccaneers convert all 6 of their third-down conversions on their first two drives en route to a 14-3 lead. San Francisco coun-

tered with Jeff Chandler's second field goal, but the Buccaneers, aided by a 36-yard pass interference penalty, scored just 1:07 later on Johnson's 12-yard touchdown pass to Rickey Dudley to take a 21-6 lead. Corey Ivy downed Tom Tupa's punt at the 49ers' 3 late in the first half, and Derrick Brooks intercepted Jeff Garcia's pass at the 49ers' 26 two plays later to set up Mike Alstott's second touchdown with 50 seconds left in the half, which staked Tampa Bay to a 28-6 halftime lead. Dwight Smith intercepted Garcia on the first play of the second half to lead to a field goal and finish the scoring. The 49ers' defense, which was riddled with injuries, allowed Tampa Bay to convert 10 of 17 third-down attempts and hold on to the ball for 36:46 of the game's 60 minutes. Johnson was 15 of 31 for 196 yards and 2 touchdowns, with 1 interception. Garcia was 22 of 41 for 193 yards, with 3 interceptions.

<b>San Francisco</b>	3	3	0	0	—	6
<b>Tampa Bay</b>	7	21	3	0	—	31
TB	— Alstott 2 run (Gramatica kick)					
SF	— FG Chandler 24					
TB	— Jurevicius 20 pass from B. Johnson (Gramatica kick)					
SF	— FG Chandler 40					
TB	— Dudley 12 pass from B. Johnson (Gramatica kick)					
TB	— Alstott 2 run (Gramatica kick)					
TB	— FG Gramatica 19					

**PHILADELPHIA 20, ATLANTA 6**—Donovan McNabb returned from a broken ankle to pass for 247 yards and a fourth-quarter touchdown pass as the Eagles outlasted the Falcons. McNabb, playing his first game since November 17, proved he was healthy with a 19-yard run on the Eagles' second play from scrimmage. Midway through the first quarter, Bobby Taylor intercepted Michael Vick's pass and weaved his way down the right sideline 39 yards for a touchdown. The Eagles added field goals on their next two possessions to take a 13-0 lead. The Falcons responded with 2 field goals, and after David Akers missed a 51-yard field-goal attempt in the third quarter, Atlanta drove to the Eagles' 20. Vick scrambled out of the pocket and scored what would have been the game-tying touchdown, but the 20-yard scoring run was nullified by a holding penalty. Feely missed a 37-yard field goal a few plays later to end Atlanta's final offensive threat. The Eagles put the game away in the fourth quarter with a 75-yard drive, capped by McNabb's 35-yard touchdown pass to James Thrash on fourth-and-1 with 6:26 left. McNabb was 20 of 30 for 247 yards and 1 touchdown. Vick was 22 of 38 for 274 yards, with 2 interceptions, and was limited to just 30 rushing yards on 6 carries.

<b>Atlanta</b>	0	6	0	0	—	6
<b>Philadelphia</b>	10	3	0	7	—	20
Phil	— Taylor 39 interception return (Akers kick)					
Phil	— FG Akers 34					
Phil	— FG Akers 39					
Atl	— FG Feely 34					
Atl	— FG Feely 52					
Phil	— Thrash 35 pass from McNabb (Akers kick)					

### 2001

**ST. LOUIS 45, GREEN BAY 17**—Aeneas Williams set a postseason record by returning 2 interceptions for touchdowns as the Rams' defense intercepted 6 passes en route to their second NFC Championship Game appearance in three seasons. On the Packers' second possession, Brett Favre and Bill Schroeder had a miscommunication, which enabled Favre's pass to go directly to Williams, who raced 29 yards untouched for a touchdown. Darren Sharper's interception set up Favre's 22-yard touchdown pass to Antonio Freeman late in the first quarter, but the Rams responded with a 6-play, 66-yard drive, keyed by Marshall Faulk's 38-yard run, and capped by Kurt Warner's 4-yard touchdown pass to Torry Holt. Three plays later, Kim Herring's 45-yard interception return to the Packers' 4 led to Warner's 4-yard touchdown pass to James Hodgins and a 21-7 lead. Leading 24-10 early in the third quarter, Williams recovered a fumble and raced 69 yards for a touchdown, only to have the touchdown overturned, with Williams being ruled down by contact. Undaunted, the Rams drove 69 yards in four plays, highlighted by Holt's spectacular 50-

yard over-the-shoulder catch, and capped by Faulk's 7-yard run. Five plays later, Favre's pass was deflected by Grant Wistrom into the hands of Tommy Polley, who returned it 34 yards for a touchdown and a 38-10 lead with 8:12 left in the third quarter. Williams capped the day with his 32-yard interception return for a touchdown midway through the final quarter. Warner was 18 of 30 for 216 yards and 2 touchdowns, with 1 interception. Favre was 26 of 44 for 281 yards and 2 touchdowns, with a post-season-tying 6 interceptions.

<b>Green Bay</b>	7	3	0	7	—	17
<b>St. Louis</b>	7	17	14	7	—	45
StL	— Williams 29 interception return (Wilkins kick)					
GB	— Freeman 22 pass from Favre (Longwell kick)					
StL	— Holt 4 pass from Warner (Wilkins kick)					
StL	— Hodgins 4 pass from Warner (Wilkins kick)					
GB	— FG Longwell 28					
StL	— FG Wilkins 27					
StL	— Faulk 7 run (Wilkins kick)					
StL	— Polley 34 interception return (Wilkins kick)					
StL	— Williams 32 interception return (Wilkins kick)					
GB	— Freeman 8 pass from Favre (Longwell kick)					

**PHILADELPHIA 33, CHICAGO 19**—Donovan McNabb passed for 2 touchdowns and ran for another as the Eagles advanced to the NFC Championship Game for the first time since 1980. The Eagles drove 61 and 63 yards on their first two possessions to set up field goals by David Akers. Damon Moore's interception at the Eagles' 2 thwarted a Bears' drive early in the second quarter, and also ended the day for Jim Miller, who was injured during the return. Behind Shane Matthews, the Bears took the lead later in the quarter as wide receiver Ahmad Merritt ran 47 yards on a reverse for a touchdown. The Eagles responded with an 11-play, 69-yard drive, highlighted by McNabb's 9-yard pass to Jeff Thomason on fourth-and-1, and capped by his 13-yard touchdown pass to Cecil Martin with 14 seconds left in the half to give the Eagles a 13-7 lead. Jerry Azumah's 39-yard interception return early in the second half put the Bears back in front. Later in the quarter, Brad Maynard's 15-yard punt gave the Eagles the ball at the Bears' 36. The Bears forced the Eagles into a third-and-14 situation, but McNabb completed a 30-yard pass to Thomason to set up his 6-yard scoring pass to Duce Staley and give Philadelphia a 20-14 lead. The Bears answered with Paul Edinger's 38-yard field goal 44 seconds into the fourth quarter, but the Eagles used 11 plays on the ensuing drive and took a 23-17 lead with 8:48 to play on Akers' third field goal. Quinton Caver recovered Autry Denson's fumble on the ensuing kickoff to set up Akers' fourth field goal, and Rashard Cook's 15-yard interception return to the Eagles' 20 set up McNabb's 5-yard touchdown run with 3:21 remaining to take a 33-17 lead. Sean Landeta ran out of the end zone as time expired to provide the final margin. McNabb was 26 of 40 for 262 yards and 2 touchdowns, with 1 interception. Matthews was 8 of 17 for 66 yards, with 2 interceptions, while Miller was 3 of 5 for 23 yards, with 1 interception.

<b>Philadelphia</b>	6	7	7	13	—	33
<b>Chicago</b>	0	7	7	5	—	19
Phil	— FG Akers 34					
Phil	— FG Akers 23					
Chi	— Merritt 47 run (Edinger kick)					
Phil	— Martin 13 pass from McNabb (Akers kick)					
Chi	— Azumah 39 interception return (Edinger kick)					
Phil	— Staley 6 pass from McNabb (Akers kick)					
Chi	— FG Edinger 38					
Phil	— FG Akers 40					
Phil	— FG Akers 46					
Phil	— McNabb 5 run (Akers kick)					
Chi	— Safety, Landeta ran out of end zone					

### 2000

**NEW YORK GIANTS 20, PHILADELPHIA 10**—Ron Dixon returned the opening kickoff 97 yards for a touchdown to spark the Giants to their first playoff victory since 1993. Dixon became the first player to begin a postseason game with a kickoff return for a touchdown since Miami's Nat Moore in 1974. The Giants' defense did not



## DIVISIONAL PLAYOFFS

allow a first down during the Eagles' first three possessions, and on their fourth possession Torrance Small fumbled and Dave Thomas recovered to set up Brad Daluiso's 37-yard field goal. Late in the first half, Jason Sehorn made a diving interception, batting the ball in midair with one hand before catching it, got to his feet, and outran the Eagles to the end zone for a 17-0 Giants' lead. The Eagles got on the board when David Akers kicked a field goal before halftime, but Akers missed from 30 yards in the third quarter. James Bostic's blocked punt in the final minutes set up Donovan McNabb's 10-yard touchdown pass to Small to close out the scoring. Kerry Collins was 12 of 19 for 125 yards. McNabb completed 20 of 41 passes for 181 yards and 1 touchdown, with 1 interception. The clubs combined for only 423 total yards, but the Giants controlled the clock for 36:09 thanks to 112 rushing yards, including 53 from Ron Dayne and 35 from Tiki Barber, despite a broken left forearm.

**Philadelphia** 0 3 0 7 — 10

**N.Y. Giants** 7 10 0 3 — 20

NYG — Dixon 97 kickoff return (Daluiso kick)

NYG — FG Daluiso 37

NYG — Sehorn 32 interception return (Daluiso kick)

Phil — FG Akers 28

NYG — FG Daluiso 25

Phil — Small 10 pass from McNabb (Akers kick)

**MINNESOTA 34, NEW ORLEANS 16**—Daunte Culpepper passed for 302 yards and 3 touchdowns as the Vikings defeated the Saints. The Vikings scored on their third play from scrimmage, when Randy Moss caught a short pass and raced untouched 53 yards for a touchdown. The Vikings led 10-3 late in the first half when Culpepper scrambled for 30 yards and, on the next play, fired a 17-yard touchdown pass to Cris Carter. Moss scored on the third play of the second half as well, again taking a quick pass and this time outrunning the Saints 68 yards for a touchdown and a 24-3 lead. Robert Tate's interception at the Saints' 29 late in the third quarter led to Robert Smith's 2-yard touchdown run to give the Vikings a 34-10 lead with 10:46 remaining. Culpepper completed 17 of 31 passes for 302 yards and 3 touchdowns. Moss had 2 catches for 121 yards, and Carter had 8 receptions for 120 yards. Aaron Brooks was 30 of 48 for 295 yards and 2 touchdowns, with 2 interceptions. Chad Morton had 13 catches for 106 yards, and Willie Jackson added 9 receptions for 125 yards.

**New Orleans** 3 0 7 6 — 16

**Minnesota** 10 7 10 7 — 34

Minn — Moss 53 pass from Culpepper

(Anderson kick)

NO — FG Brien 33

Minn — FG Anderson 24

Minn — Carter 17 pass from Culpepper

(Anderson kick)

Minn — Moss 68 pass from Culpepper

(Anderson kick)

NO — Stachelski 2 pass from Brooks (Brien kick)

Minn — FG Anderson 44

Minn — Smith 2 run (Anderson kick)

NO — Jackson 48 pass from Brooks (pass failed)

### 1999

**ST. LOUIS 49, MINNESOTA 37**—Kurt Warner passed for 391 yards and 5 touchdowns to put the Rams in the NFC Championship Game for the first time since 1989. Gary Anderson's 31-yard field goal capped the game's first drive, but on the Rams' first play, Warner found Isaac Bruce on a post pattern for a 77-yard touchdown. It took the Rams' four plays to score on their next possession, capped by Marshall Faulk's 41-yard scoring screen pass. The Vikings drove 96 yards to cut the deficit to 14-10, and Robert Griffith's fumble recovery near mid-field set up Leroy Hoard's 4-yard scoring run to give the Vikings a 17-14 halftime lead. Trailing at halftime at home for the first time all season, Tony Horne promptly returned the second half's opening kickoff 95 yards for a touchdown. While the Vikings failed to gain a first down on their first four possessions (three punts and a fumble) of the second half, the Rams scored touchdowns on four of their first five possessions, capped by Warner's 2-yard touchdown pass to Roland Williams to give the Rams a 49-17 lead with 8:13 remaining. Jeff George engineered touchdown drives of 75, 63, and 85 yards in the final min-

utes. Warner was 27 of 33 for 391 yards and 5 touchdowns, with 1 interception, and completed passes to 10 different Rams. Bruce had 4 receptions for 133 yards. George was 29 of 50 for 423 yards and 4 touchdowns, with 1 interception. Randy Moss had 9 catches for 188 yards, and Cris Carter had 7 for 106 yards.

**Minnesota** 3 14 0 20 — 37

**St. Louis** 14 0 21 14 — 49

Minn — FG Anderson 31

StL — Bruce 77 pass from Warner (Wilkins kick)

StL — Faulk 41 pass from Warner (Wilkins kick)

Minn — Carter 22 pass from George (Anderson kick)

Minn — Hoard 4 run (Anderson kick)

StL — Horne 95 kickoff return (Wilkins kick)

StL — Faulk 1 run (Wilkins kick)

StL — Robinson 13 pass from Warner (Wilkins kick)

StL — Tucker 1 pass from Warner (Wilkins kick)

StL — Williams 2 pass from Warner (Wilkins kick)

Minn — Reed 4 pass from George (Hoard run)

Minn — Moss 44 pass from George (pass failed)

Minn — Moss 2 pass from George (pass failed)

**TAMPA BAY 14, WASHINGTON 13**—Turnovers set up both of Tampa Bay's second half touchdowns, and an errant snap squashed the Redskins' field-goal attempt in the final minutes as the Buccaneers earned their first trip to the NFC Championship Game since 1979. The Redskins' defense forced 6 first-half punts, and Brett Conway's 28-yard field goal gave the Redskins a 3-0 halftime lead. Brian Mitchell returned the second half's opening kickoff 100 yards for a touchdown, and Darrell Green's interception in Buccaneers' territory set up Conway's second field goal to give Washington a 13-0 lead. John Lynch's interception at the Redskins' 27 sparked the Buccaneers' offense, which needed just 6 plays, capped by Mike Alstott's 2-yard run, to cut the deficit to 13-7 late in the third quarter. Warren Sapp recovered Brad Johnson's fumble at the Redskins' 32 early in the fourth quarter, and Alstott converted a fourth-and-1 to set up Shaun King's 1-yard touchdown pass to John Davis with 7:29 remaining. The Redskins reached the Buccaneers' 33 with 1:08 left, but Conway never got a chance to attempt the winning kick because of a poor snap by Dan Turk, which allowed Floyd Young to sack the holder, Johnson. King was 15 of 32 for 157 yards and 1 touchdown, with 1 interception. Johnson was 20 of 32 for 149 yards, with 1 interception. Both defenses were stifling, as Tampa Bay outgained Washington 186-157.

**Washington** 0 3 10 0 — 13

**Tampa Bay** 0 0 7 7 — 14

Wash — FG Conway 28

Wash — Mitchell 100 kickoff return (Conway kick)

Wash — FG Conway 48

TB — Alstott 2 run (Gramatica kick)

TB — Davis 1 pass from King (Gramatica kick)

### 1998

**MINNESOTA 41, ARIZONA 21**—Randall Cunningham passed for 3 touchdowns, and Leroy Hoard scored 3 times, as the Vikings reached the NFC Championship Game for the first time since 1987. The Vikings consumed nearly half of the first quarter during a 13-play, 80-yard game-opening drive capped by Hoard's 1-yard plunge. After a Cardinals' punt, the Vikings were set to score again, but Aeneas Williams intercepted a pass in the end zone. However, Jake Plummer threw interceptions on consecutive plays, leading to a Vikings' touchdown and a field goal. The Vikings led 17-0 before the Cardinals recorded a first down. The clubs exchanged touchdowns, with Hoard's second coming with just 24 seconds left in the half, as Minnesota took a 24-7 lead into the locker room. The Cardinals used the first 7:35 of the third quarter to drive 80 yards, capped by Mario Bates' second touchdown run. However, David Palmer's 38-yard kickoff return set up Gary Anderson's 20-yard field goal and, after Antonio Banks recovered Plummer's fumble at the Cardinals' 10, Cunningham completed a 2-yard scoring pass to Randy Moss to give Minnesota a 34-14 lead late in the third quarter. Eric Metcalfe's 36-yard punt return set up Bates' third touchdown, with 11:45 left, but the Vikings went on a 12-play, 73-yard drive that consumed more than seven minutes and culminated with Hoard's third touchdown with 4:23 left. Cunningham was 17 of 27 for 236 yards and 3 touchdowns, with 1 in-

terception. Robert Smith had 19 carries for 124 yards.

**Arizona** 0 7 7 7 — 21

**Minnesota** 7 17 10 7 — 41

Minn — Hoard 1 run (Anderson kick)

Minn — Glover 15 pass from Cunningham

(Anderson kick)

Minn — FG Anderson 34

Ariz — Bates 1 run (Jacke kick)

Minn — Hoard 16 pass from Cunningham

(Anderson kick)

Ariz — Bates 1 run (Jacke kick)

Minn — FG Anderson 20

Minn — Moss 2 pass from Cunningham

(Anderson kick)

Ariz — Bates 1 run (Jacke kick)

Minn — Hoard 6 run (Anderson kick)

**ATLANTA 20, SAN FRANCISCO 18**—Jamal Anderson rushed for 113 yards and 2 touchdowns as the Falcons won just their third playoff game in club history. Tim Dwight's 36-yard punt return midway through the first quarter set up Anderson's first touchdown run, and Anderson carried 4 times for 52 yards on a 7-play, 82-yard second-quarter drive, capped by a 34-yard scamper, to give Atlanta a 14-0 lead. The 49ers scored twice in the final 1:10 of the half, with Steve Young's 34-yard pass to Chuck Levy on third-and-23 setting up Jerry Rice's 17-yard touchdown catch, and Junior Bryant's interception leading to Wade Richey's 36-yard field goal as the half expired. Eugene Robinson stopped a 49ers' drive late in the third quarter by intercepting a pass at the Falcons' 3 and returning it 77 yards, being denied a touchdown by Terry Kirby's tackle. Atlanta settled for Morten Andersen's 29-yard field goal, and Andersen tacked three more points on the board less than six minutes later following William White's interception. The 49ers responded with a 13-play, 87-yard drive, capped by Young's 8-yard run with 2:57 remaining. A high snap on the extra-point attempt prompted holder Ty Detmer to roll out and throw a 2-point conversion pass to Greg Clark to cut the deficit to 20-18. The 49ers' outside kick hopped out of bounds, and San Francisco did not gain possession until getting the ball on their own 4-yard line with 38 seconds left. The 49ers' hopes ended when White intercepted Young at the 49ers' 35 as time expired. Chris Chandler was 13 of 19 for 169 yards, with 1 interception. Young was 23 of 37 for 289 yards and 1 touchdown, with 3 interceptions.

**San Francisco** 0 10 0 8 — 18

**Atlanta** 7 7 3 3 — 20

Atl — Anderson 2 run (Andersen kick)

Atl — Anderson 34 run (Andersen kick)

SF — Rice 17 pass from Young (Richey kick)

SF — FG Richey 36

Atl — FG Andersen 29

Atl — FG Andersen 32

SF — Young 8 run (Clark pass from Detmer)

### 1997

**GREEN BAY 21, TAMPA BAY 7**—Dorsey Levens rushed for 112 yards and 1 touchdown, and the Packers' special teams set up two scores and halted three others as Green Bay advanced to the NFC Championship Game for the third consecutive season. Bob Kuberski blocked Michael Husted's 43-yard field-goal attempt midway through the first quarter to spark a 67-yard drive, capped by Brett Favre's 3-yard touchdown pass to Mark Chmura. Derrick Mayes' 14-yard catch on third-and-9 to the Buccaneers' 3 gave the Packers the impetus to reach the end zone. The Buccaneers reached the Packers' 25 early in the second quarter, but Steve Walsh's fake field-goal attempt pass on fourth-and-2 was incomplete. Warren Sapp forced Levens to fumble and recovered the ball at the Packers' 30 two plays later, but a third field-goal attempt was aborted when Dave Moore's snap sailed past Walsh and was recovered by Husted. LeRoy Butler's 12-yard sack of Trent Diler pinned the Buccaneers back to their own 11, and Robert Brooks returned the ensuing punt 28 yards to give the Packers the ball at the Buccaneers' 29 with 4:07 left in the half. The Packers had to settle for Ryan Longwell's 21-yard field goal with 1:52 left in the half, but Tyrone Williams' interception on the next play from scrimmage set up Longwell's second field goal and gave Green Bay a 13-0 lead at halftime. The Packers took the second

half's opening kickoff and drove deep into Buccaneers territory before John Lynch hit Favre's arm on a pass attempt and Donnie Abraham intercepted the pass at the 6-yard line. Faced with third-and-11 from their own 5-yard line, Dilfer threw a 53-yard pass to Reidel Anthony. Dilfer then completed a 28-yard pass to Moore on third-and-3, and Mike Alstott scored two plays later to cut the deficit to 13-7. On the last play of the third quarter Favre completed a 23-yard pass to Mayes on third-and-18, and Levens scored three plays later. The Buccaneers drove into Packers territory twice but were stopped on downs, and Mike Prior's interception at the Packers' 34 with 1:49 left iced the game. Favre was 15 of 28 for 190 yards and 1 touchdown, with 2 interceptions. Dilfer was 11 of 36 for 200 yards, with 2 interceptions. With the game-time temperature at 29 degrees, Favre improved his record to 23-0 when the temperature is below 35.

<b>Tampa Bay</b>	0	0	7	0	—	7
<b>Green Bay</b>	7	6	0	8	—	21
GB — Chmura 3 pass from Favre (Longwell kick)						
GB — FG Longwell 21						
GB — FG Longwell 32						
TB — Alstott 6 run (Husted kick)						
GB — Levens 2 run (Favre run)						

**SAN FRANCISCO 38, MINNESOTA 22**—Terry Kirby had 25 carries for 120 yards and 2 touchdowns as the 49ers defeated the Vikings. Mitch Berger's 12-yard punt to the Vikings' 26 enabled William Floyd to score four plays later to give the 49ers a 7-0 lead. Two plays later, Randall Cunningham threw a 66-yard touchdown pass to Cris Carter to tie the game. A 28-yard pass interference penalty on Torrian Gray to the Vikings' 4 set up Terry Kirby's 1-yard run, and Ken Norton's 23-yard interception return 47 seconds later staked the 49ers to a 21-7 halftime edge. Gary Anderson's 34-yard field goal capped the 49ers' initial drive of the second half, but the Vikings responded with Cunningham's 53-yard pass to Jake Reed setting up Carter's 3-yard touchdown grab to pull the Vikings within 24-14. However, Steve Young threw a 15-yard touchdown pass to Terrell Owens on their next drive, and Kirby scored two possessions later to give the 49ers a 38-14 lead midway through the fourth quarter. Cunningham threw a 13-yard touchdown pass to Matthew Hatchette, and the Vikings drove to the 49ers' 16 with 2:30 to play, but Cunningham threw 4 consecutive incompletions to end the Vikings' threat. Young was 21 of 30 for 224 yards and 1 touchdown. Cunningham was 18 of 40 for 331 yards and 3 touchdowns, with 1 interception. The 49ers had more first downs (30-16) and led in time of possession (38:04-21:56).

<b>Minnesota</b>	7	0	7	8	—	22
<b>San Francisco</b>	7	14	10	7	—	38
SF — Floyd 1 run (Anderson kick)						
Minn — Carter 66 pass from Cunningham (Murray kick)						
SF — Kirby 1 run (Anderson kick)						
SF — Norton 23 interception return (Anderson kick)						
SF — FG Anderson 34						
Minn — Carter 3 pass from Cunningham (Murray kick)						
SF — Owens 15 pass from Young (Anderson kick)						
SF — Kirby 1 run (Anderson kick)						
Minn — Hatchette 13 pass from Cunningham (Walsh pass from Cunningham)						

**1996**

**CAROLINA 26, DALLAS 17**—The Panthers defense intercepted 3 passes, and John Kasay booted 4 field goals, as Carolina won its first playoff game in franchise history. Dallas, which had won the Super Bowl three of the previous four years, scored on its first possession and went ahead 3-0 on Chris Boniol's field goal. However, the scoring drive was costly because Michael Irvin separated his shoulder making a 23-yard catch and missed the remainder of the game. Carolina responded with a 68-yard scoring drive, keyed by two Cowboys' penalties, and took the lead on Wesley Walls' touchdown catch. After forcing a punt, Collins threw his second touchdown pass, this one to Willie Green, to put the Panthers ahead 14-3. Dallas put its best drive of the game together, with Daryl Johnston's touchdown catch ending the 15-play, eight-minute, 21-second drive. A bad snap over Rohn Stark's head and

through the end zone on the following possession pulled Dallas within three points and gave them momentum. However, Chad Cota's interception and 49-yard return set up Kasay's 24-yard field goal three seconds before halftime giving the Panthers a 17-11 lead. Four second-half field goals, 2 by each team, gave the Panthers a 23-17 lead. Dallas got the ball back on a Carolina punt, but with poor field position after Dwight Stone downed it at the 2-yard line. Just as the Cowboys were mounting a possible game-winning drive, Pat Terrell intercepted Aikman and returned the ball 49 yards to set up Kasay's final field goal. Sam Mills' interception in the final minute iced the game. Johnson totaled 104 yards, the first 100-yard rushing game by a Cowboys playoff opponent since Eric Dickerson in 1985.

<b>Dallas</b>	3	8	3	3	—	17
<b>Carolina</b>	7	10	3	6	—	26
Dall — FG Boniol 22						
Car — Walls 1 pass from Collins (Kasay kick)						
Car — W. Green 10 pass from Collins (Kasay kick)						
Dall — Johnston 2 pass from Aikman (pass failed)						
Dall — Safety, Carolina bad snap on punt went out of end zone						
Car — FG Kasay 24						
Dall — FG Boniol 21						
Car — FG Kasay 40						
Car — FG Kasay 40						
Dall — FG Boniol 21						
Car — FG Kasay 32						

**GREEN BAY 35, SAN FRANCISCO 14**—Desmond Howard had two big punt returns, one for a touchdown and one to set up another, and Edgar Bennett scored twice to lead the Packers to victory at muddy Lambeau Field. Howard's 71-yard punt return for a touchdown 2:15 into the game to gave the Packers an early lead. A 46-yard punt return by Howard set up Andre Rison's touchdown catch, Bennett completed a short 15-yard drive, set up by Craig Newsome's interception, with a touchdown to give Green Bay a commanding 21-0 advantage. Two careless turnovers brought the 49ers back into the game. Chris Hayes had a 49ers punt bounce off his foot. Curtis Buckley recovered the ball and Terry Kirby scored 24 seconds before halftime. As Green Bay prepared to receive the opening kickoff to the second half, Howard still was in the locker room changing his pants. Andre Rison ran onto the field as the ball was kicked. Steve Israel beat Rison to the ball, giving the 49ers possession at the 4-yard line. Elvis Grbac's 2-yard run cut the deficit to 21-14. The Packers responded with a long drive, but chaos ensued as they were about to score. Bennett, in his effort to break the end zone plane with the ball, fumbled at the goal line, causing a pileup in the end zone. After sifting through bodies, the officials ruled Antonio Freeman had recovered the ball for a touchdown. Bennett scored the game's final points after Kirby fumbled a punt return at his own 32-yard line. Brett Favre, tempered by the poor weather conditions, attempted just 15 passes, completing 11 for 79 yards. Grbac, who came in during the first quarter after Steve Young's bruised ribs inhibited his performance, completed 19 of 36 passes for 125 yards, 1 touchdown, and 3 interceptions. The teams combined for just 404 total yards and 6 turnovers.

<b>San Francisco</b>	0	7	7	0	—	14
<b>Green Bay</b>	14	7	7	7	—	35
GB — Howard 71 punt return (Jacke kick)						
GB — Rison 4 pass from Favre (Jacke kick)						
GB — Bennett 2 run (Jacke kick)						
SF — Kirby 8 pass from Grbac (Wilkins kick)						
SF — Grbac 2 run (Wilkins kick)						
GB — Freeman recovered fumble in end zone (Jacke kick)						
GB — Bennett 11 run (Jacke kick)						

**1995**

**DALLAS 30, PHILADELPHIA 11**—Emmitt Smith rushed for 99 yards and 1 touchdown to lead the Cowboys to the NFC Championship Game for the fourth consecutive year. Smith's 1-yard touchdown run 3:42 before halftime capped a 79-yard drive and helped break open the game at 17-3. Quarterback Troy Aikman accounted for most of the yards on the march with a 37-yard completion to wide receiver Kevin Williams and a 26-yard toss to fullback Daryl Johnston. A pair of field goals by Chris Boniol ex-

tended Dallas' lead to 23-3 in the third quarter, and Aikman made it 30-3 with a 9-yard touchdown pass to Michael Irvin with 5:43 left in the game. Aikman finished with 17 completions in 24 attempts for 253 yards. Williams caught 6 passes for 124 yards. The Eagles mounted little opposition after tying the game at 3-3 on Gary Anderson's 26-yard field goal on the first play of the second quarter. Starting quarterback Rodney Peete had suffered a concussion on the previous play, and backup Randall Cunningham came on to complete only 11 of 26 passes for 161 yards.

<b>Philadelphia</b>	0	3	0	8	—	11
<b>Dallas</b>	3	14	6	7	—	30
Dall — FG Boniol 24						
Phil — FG Anderson 26						
Dall — Sanders 21 run (Boniol kick)						
Dall — E. Smith 1 run (Boniol kick)						
Dall — FG Boniol 18						
Dall — FG Boniol 51						
Dall — Irvin 9 pass from Aikman (Boniol kick)						
Phil — Cunningham 4 run (R. Johnson pass from Cunningham)						

**GREEN BAY 27, SAN FRANCISCO 17**—The Packers jumped to a 21-0 lead and never were seriously threatened as they dethroned the defending Super Bowl champions. Green Bay dominated the game early, taking the opening kickoff and maintaining possession for 11 plays and 7:11 before Chris Jacke's 44-yard field-goal attempt was blocked by Tim McDonald. But on the 49ers' first play from scrimmage, fullback Adam Walker fumbled because of a hard hit by linebacker Wayne Simmons, after catching a pass from Steve Young. Packers cornerback Craig Newsome picked up the loose ball and returned it 31 yards for a touchdown. After San Francisco failed to make a first down on its ensuing possession, the Packers took only 4 plays to drive 62 yards to Brett Favre's 3-yard touchdown pass to tight end Keith Jackson. Green Bay scored again the next time it had the ball, with Favre's 13-yard touchdown pass to tight end Mark Chmura coming early in the second quarter. By halftime, Favre had completed 15 of 17 passes for 222 yards. He finished the game 21 of 28 for 299 yards, and was not intercepted. Trailing 21-3, the 49ers opened the second half with an 80-yard, 14-play touchdown drive that consumed 7:14, but Jacke kicked a pair of field goals to keep the game out of reach. San Francisco quarterback Steve Young passed for 328 yards and led all rushers with 77 yards, but was forced to attempt a postseason-record 65 passes and completed only 32. He also was intercepted twice, lost a fumble, was sacked 3 times, and consistently harassed by the Packers' pass rush.

<b>Green Bay</b>	14	7	3	3	—	27
<b>San Francisco</b>	0	3	7	7	—	17
GB — Newsome 31 fumble return (Jacke kick)						
GB — Jackson 3 pass from Favre (Jacke kick)						
GB — Chmura 13 pass from Favre (Jacke kick)						
SF — FG Wilkins 21						
SF — Young 1 run (Wilkins kick)						
GB — FG Jacke 27						
GB — FG Jacke 26						
SF — Loville 2 run (Wilkins kick)						

**1994**

**DALLAS 35, GREEN BAY 9**—Troy Aikman passed for 337 yards and 2 touchdowns, including a 94-yard strike to Alvin Harper, to lead the Cowboys to an easy victory over the Packers. The win set the stage for the third consecutive NFL title game between Dallas and San Francisco. Aikman, who completed 23 of 30 passes, spread his passes around to tight end Jay Novacek and wide receivers Michael Irvin and Harper, each of whom caught passes for more than 100 yards. Novacek had a club playoff-record 11 receptions for 104 yards, Irvin caught 6 passes for 111 yards, and Harper had a pair of receptions for 108 yards. His 94-yard touchdown catch gave the Cowboys a 14-3 lead late in the first quarter. It was the longest play from scrimmage in NFL postseason history. Dallas running back Emmitt Smith ran for 44 yards and a touchdown in the first quarter, but left the game after aggravating a hamstring injury. His backup, Blair Thomas, ran for 70 yards and 2 touchdowns, including a 1-yard score to help break open the game at 21-3 midway through the second quarter.

## DIVISIONAL PLAYOFFS

<b>Green Bay</b>	3	6	0	0	—	9
<b>Dallas</b>	14	14	0	7	—	35
Dall	— E. Smith 5 run (Boniol kick)					
GB	— FG Jacke 50					
Dall	— Harper 94 pass from Aikman (Boniol kick)					
Dall	— B. Thomas 1 run (Boniol kick)					
GB	— Bennett 1 run (pass failed)					
Dall	— Galbraith 1 pass from Aikman (Boniol kick)					
Dall	— B. Thomas 2 run (Boniol kick)					

**SAN FRANCISCO 44, CHICAGO 15**—William Floyd ran for 3 touchdowns and Steve Young ran for 1 and passed for 1 as the 49ers tuned up for the NFC Championship Game by routing the Bears. After turning over the ball on its first possession and spotting Chicago an early field goal, San Francisco scored on six consecutive possessions to turn the game into a rout. Floyd's 2-yard run with 3:41 left in the first quarter gave the 49ers the lead for good, and his 4-yard run midway through the second quarter increased their advantage to 20-3. Young, who tossed an 8-yard touchdown pass to tight end Brent Jones early in the second quarter, ran 6 yards for a score 1:17 before halftime to make it 30-3. Floyd's third touchdown, from 1 yard, capped a 70-yard drive on San Francisco's first possession of the second half, and many of the 49ers' starters, including Young, took the rest of the afternoon off. The Bears, limited to only 95 total yards behind starting quarterback Steve Walsh in the first half, turned to Erik Kramer in the second half. Kramer passed for 161 yards in his two quarters of play and generated 2 touchdowns in the fourth quarter, but they came long after the game had been decided.

<b>Chicago</b>	3	0	0	12	—	15
<b>San Francisco</b>	7	23	7	7	—	44
Chi	— FG Butler 39					
SF	— Floyd 2 run (Brien kick)					
SF	— Jones 8 pass from Young (kick failed)					
SF	— Floyd 4 run (Brien kick)					
SF	— FG Brien 36					
SF	— Young 6 run (Brien kick)					
SF	— Floyd 1 run (Brien kick)					
Chi	— Flanigan 2 pass from Kramer (pass failed)					
SF	— Walker 1 run (Brien kick)					
Chi	— Tillman 1 run (pass failed)					

### 1993

**SAN FRANCISCO 44, NEW YORK GIANTS 3**—Ricky Watters scored an NFL playoff-record 5 touchdowns to key the 49ers' victory. Watters ran for 118 yards on 24 carries, caught 5 passes for 46 yards, and scored all of his touchdowns on short runs. No player had scored more than 3 touchdowns in a postseason game. San Francisco started the rout early, with quarterback Steve Young completing all 4 of his passes for 63 yards on an 8-play, 80-yard touchdown drive following the opening kickoff, a march capped by Watters' 1-yard run 4:27 into the game. The Giants failed to make a first down on their initial possession, and the 49ers' Dexter Carter returned the ensuing punt 31 yards to set up Mike Cofer's 29-yard field goal. Safety Tim McDonald intercepted Phil Simms' pass on the next play, leading to another 1-yard touchdown run by Watters, and San Francisco led 16-0 two seconds into the second quarter. It was 23-3 at halftime, and the 49ers never were threatened. Young completed 17 of 22 passes for 226 yards as San Francisco amassed 413 total yards to just 194 for the Giants. New York, which led the NFL by averaging 138 rushing yards per game during the regular season, managed only 41 yards on the ground. The 49ers' defense also recorded 4 sacks, including 2 by rookie end Dana Stubblefield.

<b>N.Y. Giants</b>	0	3	0	0	—	3
<b>San Francisco</b>	9	14	14	7	—	44
SF	— Watters 1 run (kick failed)					
SF	— FG Cofer 29					
SF	— Watters 1 run (Cofer kick)					
SF	— Watters 2 run (Cofer kick)					
NYG	— FG Treadwell 25					
SF	— Watters 6 run (Cofer kick)					
SF	— Watters 2 run (Cofer kick)					
SF	— Logan 2 run (Cofer kick)					

**DALLAS 27, GREEN BAY 17**—Troy Aikman passed for

302 yards and 3 touchdowns, and the Cowboys scored 10 points in a span of 18 seconds shortly before halftime to break open a close game. Aikman's 25-yard touchdown pass to Alvin Harper 5:53 into the second quarter put Dallas ahead 7-3, a lead the Cowboys would not relinquish. After Eddie Murray kicked a 41-yard field goal 23 seconds before halftime to stretch the advantage to 10-3, Kenneth Gant made the key play of the game on the ensuing kickoff. Gant knocked the ball loose from Packers kick returner Corey Harris, and Dallas' Joe Fishback recovered at Green Bay's 14-yard line. Aikman completed an 8-yard pass to Michael Irvin, then teamed with tight end Jay Novacek on a 6-yard touchdown pass with five seconds left in the first half to make it 17-3. Aikman's 19-yard touchdown pass to Michael Irvin 9:05 into the third quarter put the game out of reach. Aikman finished with 28 completions in 37 attempts, while Irvin caught 9 passes for 126 yards. Packers quarterback Brett Favre completed 28 of 45 passes for 331 yards, but most of it came after the issue was decided. Running back Edgar Bennett caught 9 passes. Sterling Sharpe had 6 receptions for 128 yards.

<b>Green Bay</b>	3	0	7	7	—	17
<b>Dallas</b>	0	17	7	3	—	27
GB	— FG Jacke 30					
Dall	— Harper 25 pass from Aikman (Murray kick)					
Dall	— FG Murray 41					
Dall	— Novacek 6 pass from Aikman (Murray kick)					
Dall	— Irvin 19 pass from Aikman (Murray kick)					
GB	— Brooks 13 pass from Favre (Jacke kick)					
Dall	— FG Murray 38					
GB	— Sharpe 29 pass from Favre (Jacke kick)					

### 1992

**SAN FRANCISCO 20, WASHINGTON 13**—Steve Young threw 2 touchdown passes and survived 4 turnovers as the 49ers eliminated the Super Bowl XXVI champions. Young completed 20 of 30 passes for 227 yards, including scoring strikes of 5 yards to wide receiver John Taylor and 16 yards to tight end Brent Jones that helped San Francisco build a 17-3 advantage in the first half. But the 49ers' quarterback also lost 3 fumbles, the last of which the Redskins converted into a 15-yard drive capped by quarterback Mark Rypien's 1-yard sneak for a touchdown that trimmed the margin to 17-13 with 14:36 left in the game. Moments later, Washington was driving again, and reached San Francisco's 23-yard line before Rypien fumbled while trying to hand off. The 49ers took over and ate up more than seven minutes on a 59-yard, 14-play drive that culminated in Mike Cofer's 33-yard field goal with 2:22 remaining. Ricky Watters ran for 83 yards and Young added 73 yards on only 8 carries for San Francisco, which amassed 401 total yards. The Redskins had 323 total yards, but also were victimized by 4 turnovers. 49ers defensive end Pierce Holt recorded 3 of his team's 5 sacks.

<b>Washington</b>	3	0	3	7	—	13
<b>San Francisco</b>	7	10	0	3	—	20
SF	— Taylor 5 pass from Young (Cofer kick)					
Wash	— FG Lohmiller 19					
SF	— FG Cofer 23					
SF	— Jones 16 pass from Young (Cofer kick)					
Wash	— FG Lohmiller 32					
Wash	— Rypien 1 run (Lohmiller kick)					
SF	— FG Cofer 33					

**DALLAS 34, PHILADELPHIA 10**—The Cowboys converted a balanced offense and a stingy defense into an easy victory over the Eagles. Philadelphia took a 3-0 lead on Roger Ruzek's 32-yard field goal 7:15 into the game, but Dallas countered with Troy Aikman's 1-yard touchdown pass to tight end Derek Tennell for a 7-3 advantage. Aikman's second touchdown pass, a 6-yard toss to tight end Jay Novacek, gave the Cowboys a 14-3 advantage just 47 seconds before intermission. On the ensuing kickoff, Vai Sikahema fumbled, and Dallas converted the turnover into a 20-yard field goal by Lin Elliott as time ran out in the half. The Cowboys went on to build a 34-3 advantage in the fourth quarter before the Eagles got their lone touchdown in the final minute. Emmitt Smith ran for 114 yards, including a 23-yard touchdown run, as Dallas amassed 160 rushing yards. The Cowboys added 185 yards through the air as Aik-

man completed 15 of 25 passes. Philadelphia managed only 178 total yards. Randall Cunningham completed 17 of 30 passes, but was sacked 5 times and accumulated most of his 160 yards in the final period, long after the game had been decided.

<b>Philadelphia</b>	3	0	0	7	—	10
<b>Dallas</b>	7	10	10	7	—	34
Phil	— FG Ruzek 32					
Dall	— Tennell 1 pass from Aikman (Elliott kick)					
Dall	— Novacek 6 pass from Aikman (Elliott kick)					
Dall	— FG Elliott 20					
Dall	— E. Smith 23 run (Elliott kick)					
Dall	— FG Elliott 43					
Dall	— Gainer 1 run (Elliott kick)					
Phil	— C. Williams 18 pass from Cunningham (Ruzek kick)					

### 1991

**WASHINGTON 24, ATLANTA 7**—The Redskins overcame poor weather conditions by rushing for 162 yards, while the Falcons succumbed to the wind, rain, and mud by turning the ball over 6 times. Ricky Ervins gained 104 yards on 23 carries as Washington held the ball for more than 36 minutes. In the second quarter, Ervins capped an 81-yard drive with a 17-yard touchdown run and, after the Redskins recovered a fumble on Atlanta's next possession, Gerald Riggs scored on a 2-yard run. Riggs' second touchdown run clinched the victory in the fourth quarter.

<b>Atlanta</b>	0	7	0	0	—	7
<b>Washington</b>	0	14	3	7	—	24
Wash	— Ervins 17 run (Lohmiller kick)					
Wash	— Riggs 2 run (Lohmiller kick)					
Atl	— T. Johnson 1 run (N. Johnson kick)					
Wash	— FG Lohmiller 24					
Wash	— Riggs 1 run (Lohmiller kick)					

**DETROIT 38, DALLAS 6**—Erik Kramer completed 29 of 38 passes for 341 yards and 3 touchdowns as the ground-oriented Lions took to the air to beat the Cowboys. Barry Sanders, the NFL's second-leading rusher during the regular season, carried only 12 times for 69 yards, but Detroit still piled up 421 yards of total offense. Two of Kramer's scoring passes went to Willie Green, who had 8 catches for 115 yards. Leading 17-6, Detroit put the game away by scoring 2 touchdowns in a span of 1:05 during the third quarter.

<b>Dallas</b>	3	3	0	0	—	6
<b>Detroit</b>	7	10	14	7	—	38
Det	— Green 31 pass from Kramer (Murray kick)					
Dall	— FG Willis 28					
Det	— Jenkins 41 interception return (Murray kick)					
Dall	— FG Willis 28					
Det	— FG Murray 36					
Det	— Green 9 pass from Kramer (Murray kick)					
Det	— Moore 7 pass from Kramer (Murray kick)					
Det	— Sanders 47 run (Murray kick)					

### 1990

**SAN FRANCISCO 28, WASHINGTON 10**—Joe Montana passed for 2 touchdowns to lead the 49ers. Washington took a 10-7 lead on a 36-yard field goal by Chip Lohmiller with 44 seconds remaining in the first quarter. Montana then hit Jerry Rice and Mike Sherrard for touchdowns that gave San Francisco a 21-10 halftime lead. The Redskins outgained the 49ers 441-338, but could not score after the first quarter. The only second-half score came on a club playoff-record 61-yard interception return by 49ers nose tackle Michael Carter.

<b>Washington</b>	10	0	0	0	—	10
<b>San Francisco</b>	7	14	0	7	—	28
Wash	— Monk 31 pass from Rypien (Lohmiller kick)					
SF	— Rathman 1 run (Cofer kick)					
Wash	— FG Lohmiller 44					
SF	— Rice 10 pass from Montana (Cofer kick)					
SF	— Sherrard 8 pass from Montana (Cofer kick)					
SF	— M. Carter 61 interception return (Cofer kick)					

**NEW YORK GIANTS 31, CHICAGO 3**—Jeff Hostetler passed for 2 touchdowns and ran for another to lead the Giants. New York took a 17-3 halftime lead on Hostetler's scoring passes to wide receiver Stephen Baker (21 yards) and tight end Howard Cross (5 yards). Hostetler added a 3-yard touchdown run in the third



## DIVISIONAL PLAYOFFS

quarter to extend the Giants' lead to 24-3. Hostetler completed 10 of 17 passes for 112 yards, and ran for 43 yards on 6 carries. New York rushed for 194 yards while limiting Chicago to 27 rushing yards. The Bears' only score came on a 33-yard field goal by Kevin Butler.

<b>Chicago</b>	0	3	0	0	—	3
<b>N.Y. Giants</b>	10	7	7	7	—	31
NYG — FG Bahr 46						
NYG — Baker 21 pass from Hostetler (Bahr kick)						
Chi — FG Butler 33						
NYG — Cross 5 pass from Hostetler (Bahr kick)						
NYG — Hostetler 3 run (Bahr kick)						
NYG — Carthon 1 run (Bahr kick)						

### 1989

**SAN FRANCISCO 41, MINNESOTA 13**—Joe Montana fired 4 first-half scoring passes to lead the 49ers. The Vikings scored first, on a 38-yard field goal by Rich Karlis, but they were out of the game by halftime after Montana hit Jerry Rice for a 72-yard touchdown, Brent Jones and John Taylor for 8-yard scores, and Rice again for a 13-yard touchdown. Montana completed 17 of 24 passes for 241 yards. Roger Craig ran for 125 yards, and Ronnie Lott returned an interception 58 yards for a touchdown.

<b>Minnesota</b>	3	0	3	7	—	13
<b>San Francisco</b>	7	20	0	14	—	41
Minn — FG Karlis 38						
SF — J. Rice 72 pass from Montana (Cofer kick)						
SF — B. Jones 8 pass from Montana (Cofer kick)						
SF — Taylor 8 pass from Montana (kick failed)						
SF — J. Rice 13 pass from Montana (Cofer kick)						
Minn — FG Karlis 44						
SF — Lott 58 interception return (Cofer kick)						
SF — Craig 4 run (Cofer kick)						
Minn — Fenney 3 run (Karlis kick)						

**LOS ANGELES RAMS 19, NEW YORK GIANTS 13**—Willie Anderson's second touchdown catch, a 30-yard grab 1:06 into overtime, lifted the Rams to victory. Anderson gave Los Angeles a 7-6 lead on a 20-yard catch with 17 seconds left in the first half. After New York took a 13-7 lead, the Rams tied the game on 2 field goals by Mike Lansford, the last with 3:01 left in regulation. Los Angeles won the overtime toss, then won the game by taking the kickoff and driving swiftly down the field to Anderson's winning catch.

<b>L.A. Rams</b>	0	7	0	6	6	—	19
<b>N.Y. Giants</b>	6	0	7	0	0	—	13
NYG — FG Allegre 35							
NYG — FG Allegre 41							
Rams — W. Anderson 20 pass from Everett (Lansford kick)							
NYG — O. Anderson 2 run (Allegre kick)							
Rams — FG Lansford 31							
Rams — FG Lansford 22							
Rams — W. Anderson 30 pass from Everett (no kick)							

### 1988

**CHICAGO 20, PHILADELPHIA 12**—The Bears stiffened when it counted to defeat the Eagles. Chicago built a 17-9 halftime lead on Mike Tomczak's 64-yard scoring pass to Dennis McKinnon, Neal Anderson's 4-yard touchdown run, and Kevin Butler's 46-yard field goal. Each team mustered just a field goal in a fog-en-shrouded second half. The Eagles' Randall Cunningham was 27 of 54 for 407 yards. He led the Eagles inside the Bears' 25 nine times, and inside the Bears' 11 five times, but could not produce a touchdown.

<b>Philadelphia</b>	3	6	3	0	—	12
<b>Chicago</b>	7	10	0	3	—	20
Chi — McKinnon 64 pass from Tomczak (Butler kick)						
Phil — FG Zendejas 42						
Phil — FG Zendejas 29						
Chi — Anderson 4 run (Butler kick)						
Chi — FG Butler 46						
Phil — FG Zendejas 30						
Phil — FG Zendejas 35						
Chi — FG Butler 27						

**SAN FRANCISCO 34, MINNESOTA 9**—Joe Montana and Jerry Rice collaborated on 3 touchdown passes as the 49ers avenged their 1987 playoff loss to the Vikings. The Montana-Rice connections gave San Francisco a

21-3 halftime lead. After Minnesota closed to 21-9, the 49ers pulled away on touchdown runs of 4 and 80 yards (the latter the longest run in NFL postseason history) by Roger Craig, who ran for 135 yards on 21 carries. The 49ers' defense was led by safety Ronnie Lott, who intercepted 2 passes.

<b>Minnesota</b>	3	0	6	0	—	9
<b>San Francisco</b>	7	14	0	13	—	34
Minn — FG C. Nelson 47						
SF — J. Rice 2 pass from Montana (Cofer kick)						
SF — J. Rice 4 pass from Montana (Cofer kick)						
SF — J. Rice 11 pass from Montana (Cofer kick)						
Minn — H. Jones 5 pass from W. Wilson (kick failed)						
SF — Craig 4 run (Cofer kick)						
SF — Craig 80 run (kick failed)						

### 1987

**MINNESOTA 36, SAN FRANCISCO 24**—Anthony Carter set an NFL postseason record with 227 receiving yards to lead the Vikings over the 49ers. Carter's 10 receptions helped Minnesota's offense produce 29 points on 2 touchdown passes by Wade Wilson and 5 field goals by Chuck Nelson. The Vikings' defense did its part, recording 4 sacks and 2 interceptions, including 1 that Reggie Rutland returned 45 yards for a touchdown. Wilson was 20 of 34 for 298 yards.

<b>Minnesota</b>	3	17	10	6	—	36
<b>San Francisco</b>	3	0	14	7	—	24
Minn — FG C. Nelson 21						
SF — FG Wersching 43						
Minn — Hilton 7 pass from W. Wilson (C. Nelson kick)						
Minn — FG C. Nelson 23						
Minn — Rutland 45 interception return (C. Nelson kick)						
SF — Fuller 48 interception return (Wersching kick)						
Minn — H. Jones 5 pass from W. Wilson (C. Nelson kick)						
SF — Young 5 run (Wersching kick)						
Minn — FG C. Nelson 40						
Minn — FG C. Nelson 46						
SF — Frank 16 pass from Young (Wersching kick)						
Minn — FG C. Nelson 23						

**WASHINGTON 21, CHICAGO 17**—The Redskins rallied from a 14-0 deficit to defeat the Bears. Chicago built a 14-0 second-quarter lead on Calvin Thomas' 2-yard run and Jim McMahon's 14-yard pass to Ron Morris. But Washington pulled even at halftime on George Rogers' 3-yard run and Doug Williams' 18-yard pass to Clint Didier. Darrell Green gave the Redskins their first lead early in the third quarter when he returned a punt 52 yards for a touchdown.

<b>Washington</b>	0	14	7	0	—	21
<b>Chicago</b>	7	7	3	0	—	17
Chi — Thomas 2 run (Butler kick)						
Chi — Morris 14 pass from McMahon (Butler kick)						
Wash — Rogers 3 run (Haji-Sheikh kick)						
Wash — Didier 18 pass from Williams (Haji-Sheikh kick)						
Wash — Green 52 punt return (Haji-Sheikh kick)						
Chi — FG Butler 25						

### 1986

**WASHINGTON 27, CHICAGO 13**—The Redskins outscored the Bears 20-0 in the second half to defeat Chicago. Jay Schroeder and Art Monk connected on 2 scoring passes, with the second one giving Washington a 14-13 lead midway through the third period. The Redskins pulled away in the fourth quarter on a 1-yard touchdown run by George Rogers and 2 field goals by Jess Atkinson. Washington's defense played a key role, intercepting 2 passes and recovering 2 fumbles.

<b>Washington</b>	7	0	7	13	—	27
<b>Chicago</b>	0	13	0	0	—	13
Wash — Monk 28 pass from Schroeder (Atkinson kick)						
Chi — Gault 50 pass from Flutie (Butler kick)						
Chi — FG Butler 23						
Chi — FG Butler 41						
Wash — Monk 23 pass from Schroeder (Atkinson kick)						
Wash — Rogers 1 run (Atkinson kick)						
Wash — FG Atkinson 35						
Wash — FG Atkinson 25						

**NEW YORK GIANTS 49, SAN FRANCISCO 3**—The Giants dominated the 49ers en route to an easy victory. New York compiled 366 yards and 21 first downs while

limiting San Francisco to 184 and 9, respectively. Phil Simms set a club playoff record with 4 scoring passes, including a 15-yard toss to Bobby Johnson 50 seconds before halftime. Twenty-two seconds later, Lawrence Taylor returned an interception 34 yards for a score that gave New York a 28-3 halftime lead. Joe Morris ran for 159 yards and 2 scores for the Giants.

<b>San Francisco</b>	3	0	0	0	—	3
<b>N.Y. Giants</b>	7	21	21	0	—	49
NYG — Bavaro 24 pass from Simms (Allegre kick)						
SF — FG Wersching 26						
NYG — Morris 45 run (Allegre kick)						
NYG — Johnson 15 pass from Simms (Allegre kick)						
NYG — Taylor 34 interception return (Allegre kick)						
NYG — McConkey 28 pass from Simms (Allegre kick)						
NYG — Mowatt 29 pass from Simms (Allegre kick)						
NYG — Morris 2 run (Allegre kick)						

### 1985

**LOS ANGELES RAMS 20, DALLAS 0**—Eric Dickerson ran wild to lead the Rams over the Cowboys. Dickerson set an NFL playoff record with 248 rushing yards on 34 carries. He scored both Los Angeles touchdowns, blowing open a close game with second-half scoring runs of 55 and 40 yards. The Rams' defense was almost as spectacular, limiting Dallas to 243 total yards.

<b>Dallas</b>	0	0	0	0	—	0
<b>L.A. Rams</b>	3	0	10	7	—	20
Rams — FG Lansford 33						
Rams — Dickerson 55 run (Lansford kick)						
Rams — FG Lansford 34						
Rams — Dickerson 40 run (Lansford kick)						

**CHICAGO 21, NEW YORK GIANTS 0**—The Bears' defense stuffed the Giants in 14-degree weather. The game's first score came when the Giants' Sean Landeta whiffed on a punt attempt into swirling winds. The Bears' Shaun Gayle picked the ball out of the air and returned it 5 yards for a touchdown. In the second half, Jim McMahon hit Dennis McKinnon for 23- and 20-yard scores to put the game out of reach. The Giants were completely shut down by Chicago's defense, led by Richard Dent, who had 3½ sacks.

<b>N.Y. Giants</b>	0	0	0	0	—	0
<b>Chicago</b>	7	0	14	0	—	21
Chi — Gayle 5 punt return (Butler kick)						
Chi — McKinnon 23 pass from McMahon (Butler kick)						
Chi — McKinnon 20 pass from McMahon (Butler kick)						

### 1984

**SAN FRANCISCO 21, NEW YORK GIANTS 10**—Joe Montana fired 3 first-half touchdown passes to lead the 49ers. Montana hit Dwight Clark (21 yards) and Russ Francis (9 yards) for a 14-0 lead. New York closed to 14-10 on a field goal and Harry Carson's 14-yard interception return. But Montana answered Carson's score with a 72-yard drive that culminated in a 29-yard scoring strike to Freddie Solomon. The 49ers' defense shut out the Giants in the second half, with help from 3 missed field-goal attempts by New York.

<b>N.Y. Giants</b>	0	10	0	0	—	10
<b>San Francisco</b>	14	7	0	0	—	21
SF — Clark 21 pass from Montana (Wersching kick)						
SF — Francis 9 pass from Montana (Wersching kick)						
NYG — FG Haji-Sheikh 46						
NYG — Carson 14 interception return (Haji-Sheikh kick)						
SF — Solomon 29 pass from Montana (Wersching kick)						

**CHICAGO 23, WASHINGTON 19**—The Bears used a big-play offense and a steady defense to defeat the Redskins. Chicago took a 10-3 halftime lead on a 19-yard pass from running back Walter Payton to tight end Pat Dunsmore. Chicago increased its lead early in the third quarter on a 75-yard scoring pass from Steve Fuller to Willie Gault. After the Redskins scored on a 1-yard run by John Riggins, Fuller hit Dennis McKinnon for a 16-yard touchdown and a 23-10 lead. After that, the Redskins could do no better than make it close.

<b>Chicago</b>	0	10	13	0	—	23
<b>Washington</b>	3	0	14	2	—	19



## DIVISIONAL PLAYOFFS

Wash — FG Moseley 25  
 Chi — FG B. Thomas 34  
 Chi — Dunsmore 19 pass from Payton (B. Thomas kick)  
 Chi — Gault 75 pass from Fuller (kick failed)  
 Wash — Riggins 1 run (Moseley kick)  
 Chi — McKinnon 16 pass from Fuller (B. Thomas kick)  
 Wash — Riggins 1 run (Moseley kick)  
 Wash — Safety, Finzer stepped out of end zone

### 1983

**SAN FRANCISCO 24, DETROIT 23**—Joe Montana's heroics and a missed field-goal attempt keyed the 49ers' victory. Detroit rallied from a 17-9 deficit to take a 23-17 fourth-quarter lead on 2 scoring runs by Billy Sims. Montana responded by leading San Francisco 70 yards to the winning score on his 14-yard pass to Freddie Solomon. Montana went 6 for 6 on the drive. After the kickoff, Detroit's Gary Danielson hit on 4 passes to set up a field-goal attempt. But Eddie Murray, who earlier had set a playoff record with a 54-yard field goal, was wide right from 43 yards with five seconds left.

<b>Detroit</b>	3	6	0	14	—	23
<b>San Francisco</b>	7	7	3	7	—	24

Det — FG Murray 37  
 SF — Craig 1 run (Wersching kick)  
 SF — Tyler 2 run (Wersching kick)  
 Det — FG Murray 21  
 Det — FG Murray 54  
 SF — FG Wersching 19  
 Det — Sims 11 run (Murray kick)  
 Det — Sims 3 run (Murray kick)  
 SF — Solomon 14 pass from Montana (Wersching kick)

**WASHINGTON 15, LOS ANGELES RAMS 7**—The Redskins exploded for 38 first-half points to set an NFL playoff record and bury the Rams. John Riggins, who finished with 119 yards on 25 carries, led the charge with 3 touchdown runs, the last of which gave Washington a 38-7 halftime lead. Joe Theismann completed 18 of 23 passes for 302 yards, including touchdown passes of 40 and 21 yards to Art Monk. Charlie Brown led the Redskins with 6 catches for 171 yards.

<b>L.A. Rams</b>	0	7	0	0	—	7
<b>Washington</b>	17	21	6	7	—	51

Wash — Riggins 3 run (Moseley kick)  
 Wash — Monk 40 pass from Theismann (Moseley kick)  
 Wash — FG Moseley 42  
 Wash — Riggins 1 run (Moseley kick)  
 Rams — Dennard 32 pass from Ferragamo (Lansford kick)  
 Wash — Monk 21 pass from Theismann (Moseley kick)  
 Wash — Riggins 1 run (Moseley kick)  
 Wash — FG Moseley 36  
 Wash — FG Moseley 41  
 Wash — Green 72 interception return (Moseley kick)

### 1982

**WASHINGTON 21, MINNESOTA 7**—John Riggins rushed 37 times for a club playoff record 185 yards to lead the Redskins. Washington controlled the ball for nearly 12 minutes in the first quarter, driving 66 and 71 yards for touchdowns and a 14-0 lead. After Minnesota scored to make it 14-7, Joe Theismann answered with his second touchdown pass of the day to make it 21-7 at halftime. Behind Riggins, the Redskins played keep-away in the second half.

<b>Minnesota</b>	0	7	0	0	—	7
<b>Washington</b>	14	7	0	0	—	21

Wash — Warren 3 pass from Theismann (Moseley kick)  
 Wash — Riggins 2 run (Moseley kick)  
 Minn — T. Brown 18 run (Danmeier kick)  
 Wash — Garrett 18 pass from Theismann (Moseley kick)

**DALLAS 37, GREEN BAY 26**—Dennis Thurman's 3 interceptions keyed the Cowboys' victory. Thurman returned 1 of his thefts 39 yards for a score that gave Dallas a 20-7 halftime lead. His third interception sealed the victory in the fourth quarter. Green Bay's Lynn Dickey passed for 332 yards. His favorite receiver was James

Lofton, who had 5 receptions for 109 yards and a 71-yard touchdown run. The Cowboys' offense was led by Tony Dorsett, who ran for 99 yards, and Tony Hill, who caught 7 passes for 142 yards.

<b>Green Bay</b>	0	7	6	13	—	26
<b>Dallas</b>	6	14	3	14	—	37

Dall — FG Septien 50  
 Dall — FG Septien 34  
 GB — Lofton 6 pass from Dickey (Stenerud kick)  
 Dall — Newsome 2 run (Septien kick)  
 Dall — Thurman 39 interception return (Septien kick)  
 GB — FG Stenerud 30  
 GB — FG Stenerud 33  
 Dall — FG Septien 24  
 GB — Lofton 71 run (kick failed)  
 Dall — Cosbie 7 pass from D. White (Septien kick)  
 GB — Lee 22 interception return (Stenerud kick)  
 Dall — Newhouse 1 run (Septien kick)

### 1981

**DALLAS 38, TAMPA BAY 0**—The Cowboys' defense pressured the Buccaneers into 4 sacks and 4 interceptions in a convincing Dallas victory. After a scoreless first quarter, Dallas' offense got moving with a 10-point second quarter. Then the Cowboys took the second-half kickoff and drove 80 yards to take a 17-0 lead. Interceptions set up 2 more Dallas touchdowns that put the game away late in the third quarter.

<b>Tampa Bay</b>	0	0	0	0	—	0
<b>Dallas</b>	0	10	21	7	—	38

Dall — Hill 9 pass from White (Septien kick)  
 Dall — FG Septien 32  
 Dall — Springs 1 run (Septien kick)  
 Dall — Dorsett 5 run (Septien kick)  
 Dall — J. Jones 5 run (Septien kick)  
 Dall — Newsome 1 run (Septien kick)

**SAN FRANCISCO 38, NEW YORK GIANTS 24**—Joe Montana passed for 304 yards to lead the 49ers over the Giants. Montana passed for 2 touchdowns to help San Francisco take a 24-10 halftime lead. After the Giants closed to 24-17, the 49ers embarked on a long drive, capped by Bill Ring's 3-yard scoring run. Ronnie Lott then intercepted his second pass of the game and returned it 20 yards for the 49ers' clinching score. Freddie Solomon caught 6 passes for 107 yards and a score, and Dwight Clark had 5 for 104 for the 49ers.

<b>N.Y. Giants</b>	7	3	7	7	—	24
<b>San Francisco</b>	7	17	0	14	—	38

SF — Young 8 pass from Montana (Wersching kick)  
 NYG — Gray 72 pass from Brunner (Danelo kick)  
 SF — FG Wersching 22  
 SF — Solomon 58 pass from Montana (Wersching kick)  
 SF — Patton 25 run (Wersching kick)  
 NYG — FG Danelo 48  
 NYG — Perkins 59 pass from Brunner (Danelo kick)  
 SF — Ring 3 run (Wersching kick)  
 SF — Lott 20 interception return (Wersching kick)  
 NYG — Perkins 17 pass from Brunner (Danelo kick)

### 1980

**PHILADELPHIA 31, MINNESOTA 16**—The Eagles rallied from a 14-0 deficit to defeat the Vikings. Philadelphia claimed its first lead at 21-16 midway through the third quarter. Then the Vikings fell apart. After losing just 3 fumbles all season, Minnesota lost 3 during the final 22 minutes. Moreover, the Vikings' Tommy Kramer also threw 5 interceptions to give Minnesota 8 turnovers in the final quarter and a half. The Eagles took advantage, scoring 10 fourth-quarter points to pull away.

<b>Minnesota</b>	7	7	2	0	—	16
<b>Philadelphia</b>	0	7	14	10	—	31

Minn — S. White 30 pass from Kramer (Danmeier kick)  
 Minn — Brown 1 run (Danmeier kick)  
 Phil — Carmichael 9 pass from Jaworski (Franklin kick)  
 Phil — Montgomery 8 run (Franklin kick)  
 Minn — Safety, Martin and Blair tackled Jaworski in end zone  
 Phil — Montgomery 5 run (Franklin kick)  
 Phil — FG Franklin 33  
 Phil — Harrington 2 run (Franklin kick)

**DALLAS 30, ATLANTA 27**—Danny White evoked memories of Roger Staubach by rallying the Cowboys over the Falcons. Trailing 27-17, White drove the Cowboys 62 yards, capped by his 14-yard touchdown pass to Drew Pearson with 3:04 remaining to pull Dallas within 27-24. After a Falcons' punt, White drove the Cowboys 70 yards, finding Pearson again, this time for 23 yards and the winning score in the final minute. White, who was 8 of 11 on the final two drives, completed 25 of 39 passes for 322 yards and 3 scores.

<b>Dallas</b>	3	7	0	20	—	30
<b>Atlanta</b>	10	7	7	3	—	27

Atl — FG Mazzetti 38  
 Atl — Jenkins 60 pass from Bartkowski (Mazzetti kick)  
 Dall — FG Septien 38  
 Dall — DuPree 5 pass from D. White (Septien kick)  
 Atl — Cain 1 run (Mazzetti kick)  
 Atl — Andrews 12 pass from Bartkowski (Mazzetti kick)  
 Dall — Newhouse 1 run (Septien kick)  
 Atl — FG Mazzetti 34  
 Dall — D. Pearson 14 pass from D. White (Septien kick)  
 Dall — D. Pearson 23 pass from D. White (kick failed)

### 1979

**TAMPA BAY 24, PHILADELPHIA 17**—The Buccaneers made their first playoff game a success behind the running of Ricky Bell and a stingy defense. Bell rushed for 142 yards on 38 carries, including 2 touchdowns that propelled Tampa Bay to a 17-0 first-half lead. After Philadelphia narrowed it to 17-10, Doug Williams passed to Jimmie Giles for a 9-yard touchdown to make it 24-10. The Eagles scored a late touchdown to make it close, but on the day managed only 227 total yards, including just 43 in the first half.

<b>Philadelphia</b>	0	7	3	7	—	17
<b>Tampa Bay</b>	7	10	0	7	—	24

TB — Bell 4 run (O'Donoghue kick)  
 TB — FG O'Donoghue 40  
 TB — Bell 1 run (O'Donoghue kick)  
 Phil — Smith 11 pass from Jaworski (Franklin kick)  
 Phil — FG Franklin 42  
 TB — Giles 9 pass from Williams (O'Donoghue kick)  
 Phil — Carmichael 37 pass from Jaworski (Franklin kick)

**LOS ANGELES 21, DALLAS 19**—Billy Waddy turned a tipped pass into a 50-yard touchdown with 2:06 remaining to lift the Rams over the Cowboys. Waddy's reception was the second big one by a Rams' receiver. Ron Smith had given Los Angeles a 14-5 lead with an acrobatic 43-yard scoring catch just before halftime. Dallas rallied to take a 19-14 lead, but the Rams forced the Cowboys to punt late in the game. On the next play, Vince Ferragamo threw a pass over the middle that was tipped by the Cowboys' Mike Hegman but still caught by Waddy.

<b>Los Angeles</b>	0	14	0	7	—	21
<b>Dallas</b>	2	3	7	7	—	19

Dall — Safety, R. White tackled Ferragamo in end zone  
 LA — Tyler 32 pass from Ferragamo (Corral kick)  
 Dall — FG Septien 33  
 LA — R. Smith 43 pass from Ferragamo (Corral kick)  
 Dall — Springs 1 run (Septien kick)  
 Dall — Saldi 2 pass from Staubach (Septien kick)  
 LA — Waddy 50 pass from Ferragamo (Corral kick)

### 1978

**DALLAS 27, ATLANTA 20**—Backup quarterback Danny White rallied the Cowboys over the Falcons. White relieved starter Roger Staubach in the second half after Staubach suffered a concussion. Trailing 20-13, White led the Cowboys on a 54-yard drive, tying the game on a 2-yard scoring pass to Jackie Smith. The winning touchdown came on Scott Laidlaw's 1-yard run in the fourth quarter. Dallas finished with 369 total yards, 242 in the second half, while limiting Atlanta to 216 total yards, including just 85 in the second half.

<b>Atlanta</b>	7	13	0	0	—	20
<b>Dallas</b>	10	3	7	7	—	27

Dall — FG Septien 34

## DIVISIONAL PLAYOFFS

Atl — Bean 14 run (Mazzetti kick)  
 Dall — Laidlaw 13 run (Septien kick)  
 Atl — FG Mazzetti 42  
 Dall — FG Septien 48  
 Atl — Francis 17 pass from Bartkowski (Mazzetti kick)  
 Atl — FG Mazzetti 22  
 Dall — Smith 2 pass from D. White (Septien kick)  
 Dall — Laidlaw 1 run (Septien kick)

**LOS ANGELES 34, MINNESOTA 10**—The Rams outscored the Vikings 24-0 in the second half to break a four-game playoff losing streak against Minnesota. The Rams were tied 10-10 at halftime thanks to safety Bill Simpson, who intercepted 2 passes deep in Rams territory. Los Angeles took the lead midway through the third quarter on Cullen Bryant's 3-yard scoring run, followed by Pat Haden's second touchdown pass of the day, a 27-yard hookup with Ron Jessie. The Rams' defense limited the Vikings to 58 second-half yards.

<b>Minnesota</b>	3	7	0	0	—	10
<b>Los Angeles</b>	0	10	14	10	—	34

Minn — FG Danmeier 42  
 LA — Miller 9 pass from Haden (Corral kick)  
 LA — FG Corral 43  
 Minn — Rashad 1 pass from Tarkenton (Danmeier kick)  
 LA — Bryant 3 run (Corral kick)  
 LA — Jessie 27 pass from Haden (Corral kick)  
 LA — FG Corral 28  
 LA — Jodat 3 run (Corral kick)

### 1977

**DALLAS 37, CHICAGO 7**—The Cowboys used a methodical offense and a dominating defense to defeat the Bears. Dallas amassed 375 total yards, 279 of them in the first half when the Cowboys built a 17-0 lead. Tony Dorsett ran for 2 second-half touchdowns to help Dallas take a 37-0 lead. The Cowboys rushed for 233 yards, led by Dorsett with 85 and Robert Newhouse with 80. Charlie Waters' 3 interceptions led the Dallas defense, which limited Chicago to 224 total yards.

<b>Chicago</b>	0	0	0	7	—	7
<b>Dallas</b>	7	10	17	3	—	37

Dall — Dennison 2 run (Herrera kick)  
 Dall — DuPree 28 pass from Staubach (Herrera kick)  
 Dall — FG Herrera 21  
 Dall — Dorsett 23 run (Herrera kick)  
 Dall — FG Herrera 31  
 Dall — Dorsett 7 run (Herrera kick)  
 Dall — FG Herrera 27  
 Chi — Schubert 34 pass from Avellini (Thomas kick)

**MINNESOTA 14, LOS ANGELES 7**—Chuck Foreman ran for 101 yards to lead the Vikings. After losing three playoff games in frigid Minnesota, the Rams thought a home game would provide them with good weather. But the game was played in a torrential downpour that turned the field into a quagmire. After stopping the Rams' opening drive on downs, the Vikings drove 70 yards for a touchdown on Foreman's 5-yard run. Sammy Johnson provided the winning score with a 1-yard run early in the fourth quarter.

<b>Minnesota</b>	7	0	0	7	—	14
<b>Los Angeles</b>	0	0	0	7	—	7

Minn — Foreman 5 run (Cox kick)  
 Minn — S. Johnson 1 run (Cox kick)  
 LA — H. Jackson 1 pass from Haden (Septien kick)

### 1976

**MINNESOTA 35, WASHINGTON 20**—Chuck Foreman and Brent McClanahan each ran for more than 100 yards to lead the Vikings. McClanahan, who gained 101 yards, set the tone by racing 41 yards on the game's first play. Foreman gained 105 yards, scoring on runs of 2 and 30 yards. Fran Tarkenton passed for 3 touchdowns, including 2 to Sammy White. Tarkenton's second scoring pass to White gave Minnesota a commanding 35-6 lead.

<b>Washington</b>	3	0	3	14	—	20
<b>Minnesota</b>	14	7	14	0	—	35

Minn — Voigt 18 pass from Tarkenton (Cox kick)  
 Wash — FG Moseley 47  
 Minn — S. White 27 pass from Tarkenton (Cox kick)

Minn — Foreman 2 run (Cox kick)  
 Minn — Foreman 30 run (Cox kick)  
 Wash — FG Moseley 35  
 Minn — S. White 9 pass from Tarkenton (Cox kick)  
 Wash — Grant 12 pass from Kilmer (Moseley kick)  
 Wash — Jefferson 3 pass from Kilmer (Moseley kick)

**LOS ANGELES 14, DALLAS 12**—The Rams won thanks to two defensive stands in the final five minutes. Leading 14-10, Los Angeles stopped Dallas on downs at the Rams' 32 with three minutes left. But the Cowboys blocked a punt and took over at the Rams' 17 with 1:59 left. Roger Staubach's first-down pass to Butch Johnson was ruled incomplete when Johnson could only get one foot down in the end zone. Two incompletions followed, and Staubach's fourth-down pass to Billy Joe DuPree was short of the first down. The Rams took an intentional safety as time expired.

<b>Los Angeles</b>	0	7	0	7	—	14
<b>Dallas</b>	3	7	0	2	—	12

Dall — FG Herrera 44  
 LA — Haden 4 run (Dempsey kick)  
 Dall — Laidlaw 1 run (Herrera kick)  
 LA — McCutcheon 1 run (Dempsey kick)  
 Dall — Safety, Jensen tackled R. Jackson in end zone

### 1975

**LOS ANGELES 35, ST. LOUIS 23**—Lawrence McCutcheon ran for 202 yards to lead the Rams. Los Angeles built a 21-0 lead with a 79-yard touchdown drive, and interception returns for touchdowns by Jack Youngblood and Bill Simpson. St. Louis scored to make it 21-6, but Ron Jaworski answered with a 66-yard scoring pass to Harold Jackson. After the Cardinals closed to 28-16, Simpson intercepted another pass to set up the Rams' final score. The Rams had 237 rushing yards.

<b>St. Louis</b>	0	9	7	7	—	23
<b>Los Angeles</b>	14	14	0	7	—	35

LA — Jaworski 5 run (Dempsey kick)  
 LA — Jack Youngblood 47 interception return (Dempsey kick)  
 LA — Simpson 65 interception return (Dempsey kick)  
 StL — Otis 2 run (kick failed)  
 LA — H. Jackson 66 pass from Jaworski (Dempsey kick)  
 StL — FG Bakken 29  
 StL — M. Gray 11 pass from Hart (Bakken kick)  
 LA — Jessie 2 fumble recovery return (Dempsey kick)  
 StL — Jones 3 run (Bakken kick)

**DALLAS 17, MINNESOTA 14**—Roger Staubach's "Hail Mary" pass to Drew Pearson lifted the Cowboys over the Vikings. Fred McNeill recovered a muffed punt at the Cowboys' 4 to set up Chuck Foreman's 1-yard touchdown run in the second quarter. After Dallas took a 10-7 lead, the Vikings responded with a 70-yard drive, capped by Brent McClanahan's 1-yard run with 5:24 left. Trailing 14-10, Staubach moved the Cowboys 85 yards in the final two minutes, covering the last 50 yards on a pass to Pearson with 24 seconds left.

<b>Dallas</b>	0	0	7	10	—	17
<b>Minnesota</b>	0	7	0	7	—	14

Minn — Foreman 1 run (Cox kick)  
 Dall — Dennison 4 run (Fritsch kick)  
 Dall — FG Fritsch 24  
 Minn — McClanahan 1 run (Cox kick)  
 Dall — D. Pearson 50 pass from Staubach (Fritsch kick)

### 1974

**MINNESOTA 30, ST. LOUIS 14**—The Vikings utilized turnovers to break a 7-7 halftime tie and defeat the Cardinals. Jeff Wright intercepted a pass to set up Fred Cox's tie-breaking field goal, and one minute later, Nate Wright returned a fumble 20 yards for a touchdown and a 17-7 lead. Fran Tarkenton's second touchdown pass to John Gilliam made it 23-7, and Chuck Foreman capped the Vikings' scoring with a 4-yard run. Foreman finished with 114 rushing yards.

<b>St. Louis</b>	0	7	0	7	—	14
<b>Minnesota</b>	0	7	16	7	—	30

StL — Thomas 13 pass from Hart (Bakken kick)  
 Minn — Gilliam 16 pass from Tarkenton (Cox kick)  
 Minn — FG Cox 37  
 Minn — N. Wright 20 fumble recovery return (Cox kick)  
 Minn — Gilliam 38 pass from Tarkenton (kick failed)  
 Minn — Foreman 4 run (Cox kick)  
 StL — Metcalf 11 run (Bakken kick)

**LOS ANGELES 19, WASHINGTON 10**—Big plays by their defense and special teams rallied the Rams over the Redskins. Trailing 10-7, the Rams' defense recovered a fumble to set up David Ray's tying field goal. On the ensuing kickoff, the Rams' special teams recovered a fumble, and Ray kicked another field goal for a 13-10 lead. The Redskins were driving for a possible tying field goal or winning touchdown, but Merlin Olsen pressured Sonny Jurgensen into a bad throw that Isiah Robertson returned 59 yards for a score.

<b>Washington</b>	3	7	0	0	—	10
<b>Los Angeles</b>	7	0	3	9	—	19

LA — Klein 10 pass from Harris (Ray kick)  
 Wash — FG Bragg 35  
 Wash — Denson 1 run (Bragg kick)  
 LA — FG Ray 37  
 LA — FG Ray 26  
 LA — Robertson 59 interception return (pass failed)

### 1973

**MINNESOTA 27, WASHINGTON 20**—Fran Tarkenton led the Vikings to 24 second-half points in Minnesota's victory. After a sloppy first half, the Vikings took the second-half kickoff and drove 79 yards for a touchdown and a 10-7 lead. Washington reclaimed the lead at 13-10, but Tarkenton and John Gilliam twice hooked up for touchdown passes to give the Vikings a 24-13 lead. After a Redskins' touchdown, Fred Cox kicked a 30-yard field goal to conclude the scoring.

<b>Washington</b>	0	7	3	10	—	20
<b>Minnesota</b>	0	3	7	17	—	27

Minn — FG Cox 19  
 Wash — L. Brown 3 run (Knight kick)  
 Minn — B. Brown 2 run (Cox kick)  
 Wash — FG Knight 52  
 Wash — FG Knight 42  
 Minn — Gilliam 28 pass from Tarkenton (Cox kick)  
 Minn — Gilliam 8 pass from Tarkenton (Cox kick)  
 Wash — Jefferson 28 pass from Kilmer (Knight kick)  
 Minn — FG Cox 30

**DALLAS 27, LOS ANGELES 16**—The Cowboys used two scoring spurts to defeat the Rams. Dallas built a 17-0 lead thanks in part to an interception by Lee Roy Jordan and a fumble recovery by Mel Renfro. The Rams rallied, scoring 10 fourth-quarter points to pull close at 17-16. But Dallas answered with an 83-yard touchdown pass from Roger Staubach to Drew Pearson and a 12-yard field goal by Toni Fritsch.

<b>Los Angeles</b>	0	6	0	10	—	16
<b>Dallas</b>	14	3	0	10	—	27

Dall — Hill 3 run (Fritsch kick)  
 Dall — Pearson 4 pass from Staubach (Fritsch kick)  
 Dall — FG Fritsch 39  
 LA — FG Ray 33  
 LA — FG Ray 37  
 LA — FG Ray 40  
 LA — Baker 5 run (Ray kick)  
 Dall — Pearson 83 pass from Staubach (Fritsch kick)  
 Dall — FG Fritsch 12

### 1972

**DALLAS 30, SAN FRANCISCO 28**—Roger Staubach led one of the greatest comebacks ever to propel the Cowboys over the 49ers. San Francisco led 28-13 when Staubach came off the bench late in the third quarter. With 10 minutes left, Staubach drove Dallas to a field goal. With two minutes left, he drove the Cowboys 55 yards, the last 20 on his scoring pass to Billy Parks. Dallas recovered the onside kick, and Staubach drove the Cowboys 50 yards, hitting Ron Sellers for the winning 10-yard score with 52 seconds remaining.

<b>Dallas</b>	3	10	0	17	—	30
<b>San Francisco</b>	7	14	7	0	—	28

SF — V. Washington 97 kickoff return (Gossett kick)

## DIVISIONAL PLAYOFFS

Dall — FG Fritsch 37  
 SF — Schreiber 1 run (Gossett kick)  
 SF — Schreiber 1 run (Gossett kick)  
 Dall — FG Fritsch 45  
 Dall — Alworth 28 pass from Morton (Fritsch kick)  
 SF — Schreiber 1 run (Gossett kick)  
 Dall — FG Fritsch 27  
 Dall — Parks 20 pass from Staubach (Fritsch kick)  
 Dall — Sellers 10 pass from Staubach (Fritsch kick)

**WASHINGTON 16, GREEN BAY 3**—Larry Brown's running and a unique defensive alignment led the Redskins over the Packers. Brown, who had missed the final two regular-season games, ran for 101 yards on 25 carries. Brown's counterpart on Green Bay, 1,000-yard rusher John Brockington, was held to 9 yards on 13 carries by the Redskins' five-man front. Washington built a 10-3 halftime lead, then used Brown's running and Mike Bragg's punting to control the game.

<b>Green Bay</b>	0	3	0	0	—	3
<b>Washington</b>	0	10	0	6	—	16

GB — FG Marcol 17  
 Wash — Jefferson 32 pass from Kilmer (Knight kick)  
 Wash — FG Knight 42  
 Wash — FG Knight 35  
 Wash — FG Knight 46

### 1971

**DALLAS 20, MINNESOTA 12**—The Cowboys forced 5 turnovers to defeat the Vikings. Jethro Pugh set up a Dallas field goal by recovering a fumble, and Chuck Howley's interception led to a second kick and a 6-3 halftime lead. Cliff Harris' interception set up the game's first touchdown, a 13-yard run by Duane Thomas. Charlie Waters' 24-yard punt return set up Roger Staubach's 9-yard touchdown pass to Bob Hayes that gave Dallas a commanding 20-3 lead.

<b>Dallas</b>	3	3	14	0	—	20
<b>Minnesota</b>	0	3	0	9	—	12

Dall — FG Clark 26  
 Minn — FG Cox 27  
 Dall — FG Clark 44  
 Dall — Thomas 13 run (Clark kick)  
 Dall — Hayes 9 pass from Staubach (Clark kick)  
 Minn — Safety, Page tackled Staubach in end zone  
 Minn — Voigt 6 pass from Cuzzo (Cox kick)

**SAN FRANCISCO 24, WASHINGTON 20**—The 49ers made several big plays to defeat the Redskins. Washington led 10-3 when it took the second-half kickoff and marched to the 49ers' 11. But the 49ers stopped them on fourth down, and three plays later, John Brodie threw a 78-yard scoring pass to Gene Washington to tie the game. Roosevelt Taylor's interception set up Brodie's second scoring pass for a 17-10 lead. The 49ers put the game away when Bob Hoskins recovered an errant punt snap in the end zone.

<b>Washington</b>	7	3	3	7	—	20
<b>San Francisco</b>	0	3	14	7	—	24

Wash — Smith 5 pass from Kilmer (Knight kick)  
 SF — FG Gossett 23  
 Wash — FG Knight 40  
 SF — G. Washington 78 pass from Brodie (Gossett kick)  
 SF — Windsor 2 pass from Brodie (Gossett kick)  
 Wash — FG Knight 36  
 SF — Hoskins recovered fumble in end zone (Gossett kick)  
 Wash — Brown 16 pass from Kilmer (Knight kick)

### 1970

**DALLAS 5, DETROIT 0**—The Cowboys came out on top in the lowest scoring playoff game in NFL history. Facing the league's top rushing defense, Dallas came out throwing. That strategy failed, though the Cowboys did manage a field goal after recovering a Lions' fumble. Dallas switched in the second half, using 15 consecutive running plays to drive 76 yards to the Detroit 1. The Lions stopped them on fourth down, only to be sacked for a safety three plays later. In the final minutes, Bill Munson drove the Lions to the Dallas 29. But Mel Renfro made a game-saving interception.

<b>Detroit</b>	0	0	0	0	—	0
<b>Dallas</b>	3	0	0	2	—	5

Dall — FG Clark 26  
 Dall — Safety, Andrie and Pugh tackled Landry in end zone

**SAN FRANCISCO 17, MINNESOTA 14**—The 49ers used punt returns and turnovers to defeat the Vikings. Bruce Taylor's 30-yard punt return set up the 49ers' first score, a 24-yard pass from John Brodie to Dick Witcher. San Francisco converted a fumble recovery into a field goal and a 10-7 halftime lead. Taylor's 23-yard punt return to the Minnesota 14 set up Brodie's 1-yard touchdown, which gave San Francisco a 17-7 lead with 1:20 remaining. The 49ers forced 4 turnovers.

<b>San Francisco</b>	7	3	0	7	—	17
<b>Minnesota</b>	7	0	0	7	—	14

Minn — Krause 22 fumble recovery return (Cox kick)  
 SF — Witcher 24 pass from Brodie (Gossett kick)  
 SF — FG Gossett 40  
 SF — Brodie 1 run (Gossett kick)  
 Minn — Washington 24 pass from Cuzzo (Cox kick)

### 1969

**MINNESOTA 23, LOS ANGELES 20**—The Vikings drove 65 yards for the winning touchdown in the fourth quarter. Roman Gabriel passed for 2 touchdowns to help Los Angeles build a 17-7 halftime lead. Joe Kapp rallied the Vikings, driving them 71 yards to a third-quarter touchdown. After the Rams made it 20-14, Kapp passed and ran for 64 of the 65 yards on the drive, including a 2-yard run for the winning score. Minnesota added a safety on the Rams' next possession.

<b>Los Angeles</b>	7	10	0	3	—	20
<b>Minnesota</b>	7	0	7	9	—	23

LA — Klein 3 pass from Gabriel (Gossett kick)  
 Minn — Osborn 1 run (Cox kick)  
 LA — FG Gossett 20  
 LA — Truax 2 pass from Gabriel (Gossett kick)  
 Minn — Osborn 1 run (Cox kick)  
 LA — FG Gossett 27  
 Minn — Kapp 2 run (Cox kick)  
 Minn — Safety, Eller tackled Gabriel in end zone

**CLEVELAND 38, DALLAS 14**—The Browns played a near-flawless game to defeat the Cowboys. Bill Nelsen, who completed 18 of 27 passes for 219 yards, threw a 6-yard touchdown pass to help Cleveland build a 17-0 halftime lead. The Browns took the second-half kickoff and drove to another touchdown to make it 24-0. The Cowboys scored and were en route to another touchdown when they were stopped by Jim Houston's interception. Cleveland then added 2 touchdowns to put the game away. The Browns' Paul Warfield had 8 catches for 99 yards despite constant double teaming.

<b>Cleveland</b>	7	10	7	14	—	38
<b>Dallas</b>	0	0	7	7	—	14

Cle — Scott 2 run (Cockroft kick)  
 Cle — Morin 6 pass from Nelsen (Cockroft kick)  
 Cle — FG Cockroft 29  
 Cle — Scott 2 run (Cockroft kick)  
 Dall — Morton 2 run (Clark kick)  
 Cle — Kelly 1 run (Cockroft kick)  
 Cle — Sumner 88 interception return (Cockroft kick)  
 Dall — Rentzel 5 pass from Staubach (Clark kick)

### 1968

**CLEVELAND 31, DALLAS 20**—The Browns turned 5 Dallas turnovers into 24 points to defeat the Cowboys. An interception by Mike Howell set up a Browns' field goal, and later Cleveland drove 85 yards for a touchdown that produced a 10-10 halftime tie. In the second half, Dale Lindsey returned an interception 27 yards for a touchdown, and Ben Davis and Erich Barnes each set up a touchdown with an interception to help Cleveland pull away. Leroy Kelly had 133 total yards from scrimmage and 2 touchdowns for Cleveland.

<b>Dallas</b>	7	3	3	7	—	20
<b>Cleveland</b>	3	7	14	7	—	31

Cle — FG Cockroft 38  
 Dall — Howley 44 fumble recovery return (Clark kick)  
 Dall — FG Clark 16  
 Cle — Kelly 45 pass from Nelsen (Cockroft kick)  
 Cle — Lindsey 27 interception return (Cockroft kick)  
 Cle — Kelly 35 run (Cockroft kick)  
 Dall — FG Clark 47

Cle — Green 2 run (Cockroft kick)  
 Dall — Garrison 2 pass from Morton (Clark kick)

**BALTIMORE 24, MINNESOTA 14**—The Colts scored twice in 2:01 of the third quarter to break open a defensive struggle. Neither team mustered much offense in the sleet and wind. Baltimore drove 75 yards for a touchdown just before halftime, mostly on the strength of 2 long passes by Earl Morrall. In the third quarter, John Mackey turned a pass from Morrall into a 49-yard touchdown. Moments later, the Vikings were at the Colts' 30, but Bubba Smith forced a fumble that Mike Curtis returned 60 yards to give the Colts a 21-0 lead.

<b>Minnesota</b>	0	0	0	14	—	14
<b>Baltimore</b>	0	7	14	3	—	24

Balt — Mitchell 3 pass from Morrall (Michaels kick)  
 Balt — Mackey 49 pass from Morrall (Michaels kick)  
 Balt — Curtis 60 fumble recovery return (Michaels kick)  
 Minn — Martin 1 pass from Kapp (Cox kick)  
 Balt — FG Michaels 33  
 Minn — Brown 7 pass from Kapp (Cox kick)

### 1967

**GREEN BAY 28, LOS ANGELES 7**—The Packers' offense, defense, and special teams all played superbly in Green Bay's victory. Los Angeles scored first and was threatening again, but Dave Robinson blocked a 24-yard field-goal attempt and the momentum forever shifted. Long returns by the special teams set up 2 Packers touchdowns, while the Packers' defense limited the league's top offense to 217 total yards.

<b>Los Angeles</b>	7	0	0	0	—	7
<b>Green Bay</b>	0	14	7	7	—	28

LA — Casey 29 pass from Gabriel (Gossett kick)  
 GB — Williams 46 run (Chandler kick)  
 GB — Dale 17 pass from Starr (Chandler kick)  
 GB — Mercein 6 run (Chandler kick)  
 GB — Williams 2 run (Chandler kick)

**DALLAS 52, CLEVELAND 14**—Several players got in the act as the Cowboys routed the Browns. Bob Hayes caught 5 passes for 144 yards, including an 86-yard touchdown, and also set up 2 more scores with punt returns of 68 and 64 yards. Rookie Craig Baynham, substituting for the injured Dan Reeves, scored 3 touchdowns. Don Perkins ran for 74 yards and 2 touchdowns, and Don Meredith completed 10 of 12 passes for 212 yards and 2 scores. Cornell Green contributed a 60-yard interception return for a touchdown.

<b>Cleveland</b>	0	7	0	7	—	14
<b>Dallas</b>	14	10	21	7	—	52

Dall — Baynham 3 pass from Meredith (Villanueva kick)  
 Dall — Perkins 4 run (Villanueva kick)  
 Dall — Hayes 86 pass from Meredith (Villanueva kick)  
 Dall — FG Villanueva 10  
 Cle — Morin 13 pass from Ryan (Groza kick)  
 Dall — Baynham 1 run (Villanueva kick)  
 Dall — Perkins 1 run (Villanueva kick)  
 Dall — Green 60 interception return (Villanueva kick)  
 Dall — Baynham 1 run (Villanueva kick)  
 Cle — Warfield 75 pass from Ryan (Groza kick)

### 1965

**GREEN BAY 13, BALTIMORE 10**—Don Chandler's 25-yard field goal 13:39 into overtime lifted the Packers over the Colts. With Johnny Unitas and Gary Cuzzo injured, Baltimore used halfback Tom Matte at quarterback for the entire game. Still, the Colts forged a 10-0 halftime lead and their chances looked good after they knocked Packers quarterback Bart Starr out of the game. But Zeke Bratkowski rallied Green Bay, and the Packers tied the game on a controversial field goal (the Colts claimed the kick was just outside the right upright) with 1:58 left in regulation.

<b>Baltimore</b>	7	3	0	0	—	10
<b>Green Bay</b>	0	0	7	3	—	13

Balt — Shinnick 25 fumble recovery return (Michaels kick)  
 Balt — FG Michaels 15  
 GB — Hornung 1 run (Chandler kick)  
 GB — FG Chandler 22  
 GB — FG Chandler 25



**1958**

**NEW YORK GIANTS 10, CLEVELAND 0**—The Giants limited Cleveland to just 86 total yards to defeat the Browns. New York forced this playoff game with a last-minute victory over Cleveland the week before. The teams traded turnovers until the Giants drove 84 yards for the game's only touchdown on a trick play. Frank Gifford ran 8 yards on a reverse, then pitched to Charlie Conerly, who ran 10 yards for a touchdown. The Giants added a field goal, then concentrated on stopping the Browns. Jim Brown, who had 1,527 rushing yards during the regular season, had just 8 yards on 7 carries.

<b>Cleveland</b>	0	0	0	0	—	0
<b>N.Y. Giants</b>	7	3	0	0	—	10

**NYG** — Conerly 10 run after lateral from Gifford (Summerall kick)  
**NYG** — FG Summerall 26

**1957**

**DETROIT 31, SAN FRANCISCO 27**—The Lions mounted the greatest comeback in NFL playoff history to defeat the 49ers. Trailing 24-7, the Lions found their motivation when they heard the 49ers celebrating at halftime. Detroit quickly fell behind 27-7, then drove 73 and 58 yards to touchdowns, both by Tom Tracy, to narrow the gap to 27-21. The Lions took the lead early in the fourth quarter on a 2-yard run by Gene Gedman. Their defense took over from there, forcing 4 turnovers in the final 14 minutes to insure victory.

<b>Detroit</b>	0	7	14	10	—	31
<b>San Francisco</b>	14	10	3	0	—	27

**SF** — Owens 34 pass from Tittle (Soltau kick)  
**SF** — McElhenny 47 pass from Tittle (Soltau kick)  
**Det** — Junker 4 pass from Rote (Martin kick)  
**SF** — Wilson 12 pass from Tittle (Soltau kick)  
**SF** — FG Soltau 25  
**SF** — FG Soltau 10  
**Det** — Tracy 1 run (Martin kick)  
**Det** — Tracy 58 run (Martin kick)  
**Det** — Gedman 2 run (Martin kick)  
**Det** — FG Martin 13

**1952**

**DETROIT 31, LOS ANGELES 21**—Fullback Pat Harder scored 19 points to lead the Lions over the Rams. Harder, who rushed for 72 yards on the day, scored on runs of 12 and 4 yards to give Detroit a 14-0 lead. In the third quarter, halfback Doak Walker threw a 24-yard touchdown pass, and Harder kicked a field goal to increase Detroit's lead to 24-7. The Rams scored twice to make it 24-21, and were threatening to take the lead until Detroit linebacker LaVern Torgeson made a game-saving interception inside the Lions' 10.

<b>Los Angeles</b>	0	7	0	14	—	21
<b>Detroit</b>	7	7	10	7	—	31

**Det** — Harder 12 run (Harder kick)  
**Det** — Harder 4 run (Harder kick)  
**LA** — Fears 14 pass from Van Brocklin (Waterfield kick)  
**Det** — Hart 24 pass from Walker (Harder kick)  
**Det** — FG Harder 43  
**LA** — Towler 5 run (Waterfield kick)  
**LA** — Smith 56 punt return (Waterfield kick)  
**Det** — Hoenschmeyer 9 run (Harder kick)

**1950**

**LOS ANGELES 24, CHICAGO BEARS 14**—Bob Waterfield came off the bench to throw 3 touchdowns to lead the Rams over the Bears. Waterfield had been unable to practice all week because of the flu. But he showed no ill effects, hitting Tom Fears for 43-, 68-, and 27-yard scores to turn a 7-3 deficit into a 24-7 lead. Waterfield completed 14 of 21 passes for 280 yards. Fears caught 7 passes for 198 yards. The Bears had 422 total yards, but were stymied by 5 turnovers.

<b>Chi. Bears</b>	0	7	0	7	—	14
<b>Los Angeles</b>	3	14	7	0	—	24

**LA** — FG Waterfield 43  
**ChiB** — Campana 23 run (Lujack kick)  
**LA** — Fears 43 pass from Waterfield (Waterfield kick)  
**LA** — Fears 68 pass from Waterfield (Waterfield kick)  
**LA** — Fears 27 pass from Waterfield (Waterfield kick)  
**ChiB** — Morrison 4 run (Lujack kick)

**CLEVELAND 8, NEW YORK GIANTS 3**—Lou Groza's 28-yard field goal with 58 seconds left gave the Browns the victory after they had lost to the Giants in both regular-season meetings. The offenses were thwarted by 10-degree weather and a numbing wind. The Giants had a chance for a touchdown, but after a bizarre series of plays inside the Browns' 10, they had to accept a tying field goal. Then Otto Graham used the quarterback draw to move Cleveland down the field to Groza's winning kick. Moments later, the Browns added a safety. Graham ran for 70 yards on 8 carries.

<b>N.Y. Giants</b>	0	0	0	3	—	3
<b>Cleveland</b>	3	0	0	5	—	8

**Cle** — FG Groza 11  
**NYG** — FG Clay 20  
**Cle** — FG Groza 28  
**Cle** — Safety, Willis tackled Conerly in end zone

**1947**

**PHILADELPHIA 21, PITTSBURGH 0**—The Eagles' special teams scored a touchdown and set up another to help Philadelphia defeat the Steelers. Pete Pihos blocked a Steelers' punt, and the Eagles recovered at the Pittsburgh 14. Two plays later, Tommy Thompson passed 15 yards for a touchdown to Steve Van Buren. Thompson's 28-yard scoring pass to Jack Ferrante made it 14-0. In the third quarter, Bosh Pritchard returned a punt 79 yards for the game's final score. The Steelers' Single-Wing offense—the last of its kind in NFL history—managed only 154 total yards.

<b>Philadelphia</b>	7	7	7	0	—	21
<b>Pittsburgh</b>	0	0	0	0	—	0

**Phil** — Van Buren 15 pass from Thompson (Patton kick)  
**Phil** — Ferrante 28 pass from Thompson (Patton kick)  
**Phil** — Pritchard 79 punt return (Patton kick)

**1943**

**WASHINGTON 28, NEW YORK GIANTS 0**—Sammy Baugh's passing, punting, and intercepting led the Redskins over the Giants. Baugh, who led the NFL in all three categories during the regular season, completed 16 of 21 passes for 199 yards and 1 touchdown, intercepted 2 passes, and averaged more than 40 yards per punt. Baugh's passing set up 2 touchdown runs by Andy Farkas that gave Washington a 14-0 halftime lead. In the fourth quarter, Baugh's interception set up another Farkas touchdown. Baugh later added a scoring pass.

<b>Washington</b>	0	14	0	14	—	28
<b>N.Y. Giants</b>	0	0	0	0	—	0

**Wash** — Farkas 2 run (Masterson kick)  
**Wash** — Farkas 2 run (Masterson kick)  
**Wash** — Farkas 1 run (Masterson kick)  
**Wash** — Lapka 11 pass from Baugh (Masterson kick)

**1941**

**CHICAGO BEARS 33, GREEN BAY 14**—The Bears exploded for 30 first-half points to win the first non-championship playoff game in NFL history. Green Bay took a 7-0 lead, then was run off the field. Hugh Gallarneau started the onslaught with an 81-yard punt return. In the second quarter, the Bears scored 24 points on a 24-yard field goal, 2 touchdown runs by Norm Standlee, and a 9-yard scoring run by Bob Swisher. Chicago finished with 277 rushing yards.

<b>Green Bay</b>	7	0	7	0	—	14
<b>Chi. Bears</b>	6	24	0	3	—	33

**GB** — Hinkle 1 run (Hutson kick)  
**ChiB** — Gallarneau 81 punt return (kick blocked)  
**ChiB** — FG Snyder 24  
**ChiB** — Standlee 3 run (Stydahar kick)  
**ChiB** — Standlee 2 run (Stydahar kick)  
**ChiB** — Swisher 9 run (Stydahar kick)  
**GB** — Van Every 10 pass from Isbell (Hutson kick)  
**ChiB** — FG Snyder 26



# DIVISIONAL PLAYOFFS

## NFC DIVISIONAL PLAYOFF RECORDS

### INDIVIDUAL RECORDS

#### GAMES

##### Most Games Played

- 11 Jesse Sapolu, San Francisco, 1983, 1987-1990, 1992-97
- Jerry Rice, San Francisco, 1986-1990, 1992-96, 1998
- Steve Young, San Francisco, 1987-1990, 1992-98

#### SCORING

##### Most Points, Game

- 30 Ricky Watters, San Francisco vs. N.Y. Giants, 1993 (5-td)

#### TOUCHDOWNS

##### Most Touchdowns, Game

- 5 Ricky Watters, San Francisco vs. N.Y. Giants, 1993 (5-r)

#### POINTS AFTER TOUCHDOWN

##### Most Points After Touchdown, Game

- 7 Raul Allegre, N.Y. Giants vs. San Francisco, 1986
- Jeff Wilkins, St. Louis vs. Minnesota, 1999

#### FIELD GOALS

##### Most Field Goals Attempted, Game

- 6 David Ray, Los Angeles vs. Dallas, 1973
- Jeff Wilkins, St. Louis vs. Carolina, 2003 (2 OT)

##### Most Field Goals, Game

- 5 Chuck Nelson, Minnesota vs. San Francisco, 1987
- Jeff Wilkins, St. Louis vs. Carolina, 2003 (2 OT)

##### Longest Field Goal

- 55 Jeff Wilkins, St. Louis vs. Atlanta, 2004

#### RUSHING

##### ATTEMPTS

##### Most Attempts, Game

- 38 Ricky Bell, Tampa Bay vs. Philadelphia, 1979

#### YARDS GAINED

##### Most Yards Gained, Game

- 248 Eric Dickerson, L.A. Rams vs. Dallas, 1985

##### Longest Run From Scrimmage

- 80 Roger Craig, San Francisco vs. Minnesota, 1988

#### TOUCHDOWNS

##### Most Touchdowns, Game

- 5 Ricky Watters, San Francisco vs. N.Y. Giants, 1993

#### PASSING

##### ATTEMPTS

##### Most Passes Attempted, Game

- 65 Steve Young, San Francisco vs. Green Bay, 1995

#### COMPLETIONS

##### Most Passes Completed, Game

- 32 Steve Young, San Francisco vs. Green Bay, 1995

##### Highest Completion Percentage, Game (20 att)

- 81.8 Kurt Warner, St. Louis vs. Minnesota, 1999 (27-33)

#### YARDS GAINED

##### Most Yards Gained, Game

- 423 Jeff George, Minnesota vs. St. Louis, 1999

##### Longest Pass Completion

- 94 Troy Aikman (to Alvin Harper), Dallas vs. Green Bay, 1994

#### TOUCHDOWNS

##### Most Touchdown Passes, Game

- 5 Kurt Warner, St. Louis vs. Minnesota, 1999

#### HAD INTERCEPTED

##### Most Attempts Without Interception, Game

- 39 Ron Jaworski, Philadelphia vs. Tampa Bay, 1979
- Tommy Kramer, Minnesota vs. Washington, 1982
- Donovan McNabb, Philadelphia vs. Green Bay, 2003 (OT)

##### Most Passes Had Intercepted, Game

- 6 Brett Favre, Green Bay vs. St. Louis, 2001

#### PASS RECEIVING

##### RECEPTIONS

##### Most Receptions, Game

- 13 Chad Morton, New Orleans vs. Minnesota, 2000

#### YARDS GAINED

##### Most Yards Gained, Game

- 227 Anthony Carter, Minnesota vs. San Francisco, 1987

##### Longest Reception

- 94 Alvin Harper (from Troy Aikman), Dallas vs. Green Bay, 1994

#### TOUCHDOWNS

##### Most Touchdown Receptions, Game

- 3 Jerry Rice, San Francisco vs. Minnesota, 1988

#### INTERCEPTIONS

##### Most Interceptions By, Game

- 3 Charlie Waters, Dallas vs. Chicago, 1977
- Dennis Thurman, Dallas vs. Green Bay, 1982

#### YARDS GAINED

##### Most Yards Gained, Game

- 83 Bill Simpson, Los Angeles vs. St. Louis, 1975

##### Longest Return

- 77 Eugene Robinson, Atlanta vs. San Francisco, 1998

#### TOUCHDOWNS

##### Most Touchdowns, Game

- 2 Aeneas Williams, St. Louis vs. Green Bay, 2001

#### PUNTING

##### Most Punts, Game

- 10 Max Runager, San Francisco vs. N.Y. Giants, 1986
- Mark Royals, Tampa Bay vs. Washington, 1999

##### Longest Punt

- 66 Mike Bragg, Washington vs. San Francisco, 1971

#### AVERAGE YARDAGE

##### Highest Punt Average, Game (4 Punts)

- 48.9 Herman Weaver, Detroit vs. Dallas, 1970 (8-391)

#### PUNT RETURNS

##### Most Punt Returns, Game

- 7 Phil McConkey, N.Y. Giants vs. San Francisco, 1986

#### YARD GAINED

##### Most Yards Gained, Game

- 152 Allen Rossum, Atlanta vs. St. Louis, 2004

##### Longest Return

- 71 Desmond Howard, Green Bay vs. San Francisco, 1996

#### TOUCHDOWNS

##### Most Touchdowns, Game

- 1 Shaun Gayle, Chicago vs. N.Y. Giants, 1985
- Darrell Green, Washington vs. Chicago, 1987
- Desmond Howard, Green Bay vs. San Francisco, 1996
- Allen Rossum, Atlanta vs. St. Louis, 2004

#### KICKOFF RETURNS

##### Most Kickoff Returns, Game

- 7 Del Rodgers, Green Bay vs. Dallas, 1982
- Henry Ellard, L.A. Rams vs. Washington, 1983
- Robert Tate, Minnesota vs. St. Louis, 1999
- Fred McAfee, New Orleans vs. Minnesota, 2000

#### YARDS GAINED

##### Most Yards Gained, Game

- 180 Ahmad Bradshaw, N.Y. Giants vs. Philadelphia, 2008

##### Longest Return

- 100 Brian Mitchell, Washington vs. Tampa Bay, 1999

#### TOUCHDOWNS

##### Most Touchdowns, Game

- 1 Vic Washington, San Francisco vs. Dallas, 1972
- Brian Mitchell, Washington vs. Tampa Bay, 1999
- Tony Horne, St. Louis vs. Minnesota, 1999
- Ron Dixon, N.Y. Giants vs. Philadelphia, 2000

## TEAM RECORDS

#### GAMES

##### Most Games

- 20 Dallas, 1970-73, 1975-1982, 1985, 1991-96, 2007

##### Most Games Won

- 14 Dallas, 1970-73, 1975, 1977-78, 1980-82, 1992-95

##### Most Games Lost

- 11 Minnesota, 1970-71, 1975, 1978, 1980, 1982, 1988-89, 1997, 1999, 2004

## SCORING

### POINTS

#### Most Points, Game

51 Washington vs. L.A. Rams, 1983

#### Fewest Points, Game

0 Detroit vs. Dallas, 1970  
 Tampa Bay vs. Dallas, 1981  
 Dallas vs. L.A. Rams, 1985  
 N.Y. Giants vs. Chicago, 1985

#### Most Points, Both Teams, Game

86 St. Louis (49) vs. Minnesota (37), 1999

#### Fewest Points, Both Teams, Game

5 Detroit (0) vs. Dallas (5), 1970

#### Most Points, By Quarter

1st: 17 Washington vs. L.A. Rams, 1983  
 2nd: 23 San Francisco vs. Chicago, 1994  
 3rd: 21 Dallas vs. Tampa Bay, 1981  
 N.Y. Giants vs. San Francisco, 1986  
 St. Louis vs. Minnesota, 1999  
 4th: 20 Dallas vs. Atlanta, 1980  
 Minnesota vs. St. Louis, 1999

1st OT: 6 L.A. Rams vs. N.Y. Giants, 1989

2nd OT: 6 Carolina vs. St. Louis, 2003

## TOUCHDOWNS

### Most Touchdowns, Game

7 N.Y. Giants vs. San Francisco, 1986  
 St. Louis vs. Minnesota, 1999

### Fewest Touchdowns, Game

0 Accomplished 14 times. Last: N.Y. Giants vs. Philadelphia, 2008

### Most Touchdowns, Both Teams, Game

12 St. Louis (7) vs. Minnesota (5), 1999

### Fewest Touchdowns, Both Teams, Game

0 Dallas vs. Detroit, 1970

## POINTS AFTER TOUCHDOWN

### Most Points After Touchdowns, Game

7 N.Y. Giants vs. San Francisco, 1986  
 St. Louis vs. Minnesota, 1999

### Most Points After Touchdowns, Both Teams, Game

9 St. Louis (7) vs. Minnesota (2), 1999

## FIELD GOALS

### Most Field Goals, Game

5 Minnesota vs. San Francisco, 1987  
 St. Louis vs. Carolina, 2003 (2 OT)

### Most Field Goals, Both Teams, Game

8 St. Louis (5) vs. Carolina (3), 2003 (2 OT)

### Most Field Goals Attempted, Game

6 Los Angeles vs. Dallas, 1973  
 St. Louis vs. Carolina, 2003 (2 OT)

### Most Field Goals Attempted, Both Teams, Game

11 St. Louis (6) vs. Carolina (5), 2003 (2 OT)

## FIRST DOWNS

### Most First Downs, Game

31 San Francisco vs. Minnesota, 1997

### Fewest First Downs, Game

7 Detroit vs. Dallas, 1970

### Most First Downs, Both Teams, Game

50 Minnesota (27) vs. St. Louis (23), 1999

### Fewest First Downs, Both Teams, Game

21 Detroit (7) vs. Dallas (14), 1970

## NET YARDS GAINED RUSHING AND PASSING

### Most Net Yards Gained, Game

485 Carolina vs. St. Louis, 2003 (2 OT)

### Fewest Net Yards Gained, Game

156 Detroit vs. Dallas, 1970

### Most Net Yards Gained, Both Teams, Game

880 Minnesota (475) vs. St. Louis (405), 1999

### Fewest Net Yards Gained, Both Teams, Game

358 Washington (167) vs. Tampa Bay (191), 1999

## RUSHING

### ATTEMPTS

#### Most Attempts, Game

55 Tampa Bay vs. Philadelphia, 1979

#### Fewest Attempts, Game

13 Minnesota vs. Philadelphia, 1980  
 Green Bay vs. Dallas, 1993  
 San Francisco vs. Tampa Bay, 2002

### Most Attempts, Both Teams, Game

78 San Francisco (39) vs. Washington (39), 1971  
 Minnesota (49) vs. Los Angeles (29), 1977

### Fewest Attempts, Both Teams, Game

38 Detroit (16) vs. Dallas (22), 1991

## YARDS GAINED

### Most Yards Gained, Game

327 Atlanta vs. St. Louis, 2004

### Fewest Yards Gained, Game

27 Chicago vs. N.Y. Giants, 1990

### Most Yards Gained, Both Teams, Game

404 Atlanta (327) vs. St. Louis (77), 2004

### Fewest Yards Gained, Both Teams, Game

90 Tampa Bay (44) vs. Washington (46), 1999

### Longest Gain

80 San Francisco vs. Minnesota, 1988

## TOUCHDOWNS

### Most Touchdowns, Game

6 San Francisco vs. N.Y. Giants, 1993

### Most Touchdowns, Both Teams, Game

6 San Francisco (6) vs. N.Y. Giants (0), 1993  
 San Francisco (5) vs. Chicago (1), 1994

## PASSING

### ATTEMPTS

#### Most Attempts, Game

65 San Francisco vs. Green Bay, 1995

#### Fewest Attempts, Game

10 Minnesota vs. Los Angeles, 1977

#### Most Attempts, Both Teams, Game

93 San Francisco (65) vs. Green Bay (28), 1995

#### Fewest Attempts, Both Teams, Game

38 Dallas (18) vs. Detroit (20), 1970  
 Washington (14) vs. Green Bay (24), 1972

## COMPLETIONS

### Most Passes Completed, Game

32 San Francisco vs. Green Bay, 1995

### Fewest Passes Completed, Game

4 Dallas vs. Detroit, 1970

### Most Passes Completed, Both Teams, Game

56 Dallas (28) vs. Green Bay (28), 1993  
 Minnesota (29) vs. St. Louis (27), 1999

### Fewest Passes Completed, Both Teams, Game

11 Dallas (4) vs. Detroit (7), 1970

## COMPLETION PERCENTAGE

### Highest Completion Percentage, Game (20 att)

81.8 St. Louis vs. Minnesota, 1999 (27-33)

### Lowest Completion Percentage, Game (20 att)

27.3 L.A. Rams vs. Dallas, 1985 (6-22)

### Highest Completion Percentage, Both Teams, Game

70.1 Detroit (76.3) vs. Dallas (62.1), 1991

### Lowest Completion Percentage, Both Teams, Game

28.9 Dallas (22.2) vs. Detroit (35.0), 1970

## YARDS GAINED

### Most Yards Gained, Game

388 Minnesota vs. St. Louis, 1999

### Fewest Yards Gained, Game

22 Dallas vs. Detroit, 1970

### Most Yards Gained, Both Teams, Game

762 Minnesota (388) vs. St. Louis (374), 1999

### Fewest Yards Gained, Both Teams, Game

102 Dallas (22) vs. Detroit (80), 1970

### Longest Gain

94 Dallas vs. Green Bay, 1994

## TOUCHDOWNS

### Most Touchdowns, Game

5 St. Louis vs. Minnesota, 1999

### Most Touchdowns, Both Teams, Game

9 St. Louis (5) vs. Minnesota (4), 1999

## INTERCEPTIONS

### Most Passes Intercepted By, Game

6 St. Louis vs. Green Bay, 2001

### Most Passes Intercepted By, Both Teams, Game

7 Philadelphia (5) vs. Minnesota (2), 1980  
 St. Louis (6) vs. Green Bay (1), 2001

## DIVISIONAL PLAYOFFS

### Fewest Passes Intercepted By, Both Teams, Game

- 0 Chicago vs. N.Y. Giants, 1985
- Dallas vs. Philadelphia, 1992
- Seattle vs. Washington, 2005
- New Orleans vs. Philadelphia, 2006
- Green Bay vs. Seattle, 2007

### YARDS GAINED

#### Most Yards Gained, Game

- 161 St. Louis vs. Green Bay, 2001

#### Most Yards Gained, Both Teams, Game

- 161 St. Louis (161) vs. Green Bay (0), 2001

#### Longest Return

- 77 Atlanta vs. San Francisco, 1998

### TOUCHDOWNS

#### Most Touchdowns, Game

- 3 St. Louis vs. Green Bay, 2001

### PUNTING

#### Most Punts, Game

- 10 San Francisco vs. Washington, 1971
- San Francisco vs. N.Y. Giants, 1986
- Tampa Bay vs. Washington, 1999

#### Fewest Punts, Game

- 1 Carolina vs. Dallas, 1996
- Minnesota vs. Arizona, 1998
- St. Louis vs. Carolina, 2003 (OT)

#### Most Punts, Both Teams, Game

- 18 Tampa Bay (10) vs. Washington (8), 1999

#### Fewest Punts, Both Teams, Game

- 3 Minnesota (1) vs. Arizona (2), 1998
- St. Louis (1) vs. Carolina (2), 2003 (2 OT)

### AVERAGE YARDAGE

#### Highest Punting Average, Game (4 punts)

- 48.9 Detroit vs. Dallas, 1970 (8-391)

#### Lowest Punting Average, Game

- 25.6 Minnesota vs. San Francisco, 1989 (5-128)

#### Highest Punting Average, Both Teams, Game

- 48.0 Dallas (51.0) vs. Carolina (39.0), 1996 (4-192)

#### Lowest Punting Average, Both Teams, Game

- 27.9 Minnesota (25.6) vs. San Francisco (30.8), 1989 (9-251)

### PUNT RETURNS

#### Most Punt Returns, Game

- 7 N.Y. Giants vs. San Francisco, 1986

#### Fewest Punt Returns, Game

- 0 Accomplished 14 times. Last: Seattle vs. Green Bay, 2007

#### Most Punt Returns, Both Teams, Game

- 10 Detroit (6) vs. Dallas (4), 1970
- Green Bay (6) vs. Philadelphia (4), 2003 (OT)

#### Fewest Punt Returns, Both Teams, Game

- 0 San Francisco vs. Washington, 1992
- St. Louis vs. Carolina, 2003 (2 OT)

### YARDS GAINED

#### Most Yards Gained, Game

- 152 Atlanta vs. St. Louis, 2004

#### Most Yards Gained, Both Teams, Game

- 152 Atlanta (152) vs. St. Louis (0), 2004

#### Longest Return

- 71 Green Bay vs. San Francisco, 1996

### KICKOFF RETURNS

#### Most Kickoff Returns, Game

- 10 L.A. Rams vs. Washington, 1983

#### Fewest Kickoff Returns, Game

- 0 Dallas vs. Tampa Bay, 1981
- San Francisco vs. N.Y. Giants, 1993

#### Most Kickoff Returns, Both Teams, Game

- 13 Green Bay (7) vs. Dallas (6), 1982

#### Fewest Kickoff Returns, Both Teams, Game

- 3 Minnesota (1) vs. L.A. Rams (2), 1977

### YARDS GAINED

#### Most Yards Gained, Game

- 189 Washington vs. San Francisco, 1971

#### Most Yards Gained, Both Teams, Game

- 348 St. Louis (174) vs. Minnesota (174), 1999

#### Longest Return

- 100 Washington vs. Tampa Bay, 1999

## NFC DIVISIONAL PLAYOFF GAME TOP PERFORMANCES

### RUSHING YARDS

- 248 Eric Dickerson, L.A. Rams vs. Dallas, 1985
- 202 Lawrence McCutcheon, L.A. Rams vs. St. Louis, 1975
- 201 Ryan Grant, Green Bay vs. Seattle, 2007
- 185 John Riggins, Washington vs. Minnesota, 1982
- 159 Joe Morris, N.Y. Giants vs. San Francisco, 1986

### PASSING YARDS

- 423 Jeff George, Minnesota vs. St. Louis, 1999
- 407 Randall Cunningham, Philadelphia vs. Chicago, 1988
- 391 Kurt Warner, St. Louis vs. Minnesota, 1999
- 361 Mark Rypien, Washington vs. San Francisco, 1990
- 341 Erik Kramer, Detroit vs. Dallas, 1991

### RECEPTIONS

- 13 Chad Morton, New Orleans vs. Minnesota, 2000
- 12 Steve Smith, Carolina vs. Chicago, 2005
- 11 Jay Novacek, Dallas vs. Green Bay, 1994
- 11 Jerry Rice, San Francisco vs. Green Bay, 1995
- 10 Art Monk, Washington vs. Chicago, 1984
- 10 Anthony Carter, Minnesota vs. San Francisco, 1987
- 10 Art Monk, Washington vs. San Francisco, 1990

### RECEIVING YARDS

- 227 Anthony Carter, Minnesota vs. San Francisco, 1987
- 218 Steve Smith, Carolina vs. Chicago, 2005
- 188 Randy Moss, Minnesota vs. St. Louis, 1999
- 171 Charlie Brown, Washington vs. L.A. Rams, 1983
- 166 Larry Fitzgerald, Arizona vs. Carolina, 2008





---

# Championship Games

## CHAMPIONSHIP GAMES

### FACTS AND FIGURES

#### AFC CHAMPIONSHIP GAME

##### AT STAKE

American Football Conference Championship and the Lamar Hunt Trophy

##### DATE

January 24, 2010

##### NETWORK TELEVISION

Nationwide by CBS

More than 200 television stations and 450 radio stations in the United States, plus more than 290 worldwide facilities of Armed Forces Radio and Television, will broadcast the AFC Championship live.

The first AFL Championship Game was the 1960 meeting in which the Houston Oilers defeated the Los Angeles Chargers 24-16 at Houston's Jeppesen Stadium on New Year's Day, 1961. It was nationally televised by ABC-TV.

The AFL Championship Games were telecast nationally by ABC from 1960 through 1964. NBC carried the game from 1965 until 1969, and then carried the AFC Championship Game from 1970 until 1997. CBS has carried the game since 1998.

##### PLAYER SHARES

\$38,000 to each participating player. Winners advance to Super Bowl XLIV where the share is \$83,000 for each winner, \$42,000 for each loser.

##### TROPHY

The winning team receives permanent possession of the Lamar Hunt Trophy, named in honor of the late owner of the Kansas City Chiefs and founder of the American Football League. The trophy, which was designed by Don Weller, features a bas-relief action frieze developed by Merv Corning. It has a black walnut wood base with an engraved bronze faceplate. The AFC monogram is cast in bronze with a high gloss front and back and a soft satin finish on the top and sides. The frieze is a classic football action cast in heavy silver plate. The trophy was authorized by NFL club presidents in 1983 and first presented following the 1984 season.

#### NFC CHAMPIONSHIP GAME

##### AT STAKE

National Football Conference Championship and the George Halas Trophy

##### DATE

January 24, 2010

##### NETWORK TELEVISION

Nationwide by FOX

More than 200 television stations and 450 radio stations in the United States, plus more than 290 worldwide facilities of Armed Forces Radio and Television, will broadcast the NFC Championship Game live.

The first nationally televised NFL Championship Game was the 1951 meeting in which the Los Angeles Rams defeated the Cleveland Browns 24-17 in Los Angeles. It was carried by the now-defunct DuMont network.

The NFL Championship Games were televised nationally by DuMont from 1951 through 1954. NBC purchased the rights for 1955 from DuMont, then contracted with the NFL for the rights from 1956 through 1963. CBS broadcast the NFL Championship Game from 1964 until 1969, then broadcast the NFC Championship Game from 1970 until 1993. FOX has carried the game since 1994.

##### PLAYER SHARES

\$38,000 to each participating player. Winners advance to Super Bowl XLIV where the share is \$83,000 for each winner, \$42,000 for each loser.

##### TROPHY

The winning team receives permanent possession of the George S. Halas Trophy, named in honor of the former owner, coach, and player of the Chicago Bears and one of the founders of the National Football League. The trophy, which was designed by Don Weller, features a bas-relief action frieze developed by Merv Corning. It has a black walnut wood base with an engraved bronze faceplate. The NFC monogram is cast in bronze with a high gloss front and back and a soft satin finish on the top and sides. The frieze is a classic football action cast in heavy silver plate. The trophy was authorized by NFL club presidents in 1983 and first presented following the 1984 season.

##### SUDDEN DEATH

Under the sudden-death rules, the team scoring first during overtime play shall be the winner. The game is ended automatically upon any score (including a safety), or when a score is awarded by the referee for a palpably unfair act. At the end of regulation playing time, the referee immediately will toss a coin at the center of the field, in accordance with rules pertaining to the usual pregame coin toss. The visiting team captain again calls the toss. Following a three (3) minute intermission at the end of the regular game, play shall continue by fifteen (15) minute periods with a two (2) minute intermission between each overtime period with no halftime intermission. Teams will change goals between each period. The rules for game timing and team timeouts shall be the same as in a regular game, including the last two (2) minutes of the second and fourth quarters.

**AFC CHAMPIONSHIP GAMES**

Includes AFL Championship Games (1960-1969)

Season	Date	Winner (Share)	Losers (Share)	Score	Site	Attendance
2008	Jan. 18	Pittsburgh (\$37,500)	Baltimore (\$37,500)	23-14	Pittsburgh	65,350
2007	Jan. 20	New England (\$37,500)	San Diego (\$37,500)	21-12	Foxborough	65,756
2006	Jan. 21	Indianapolis (\$37,000)	New England (\$37,000)	38-34	Indianapolis	57,433
2005	Jan. 22	Pittsburgh (\$37,000)	Denver (\$37,000)	34-17	Denver	76,775
2004	Jan. 23	New England (\$36,500)	Pittsburgh (\$36,500)	41-27	Pittsburgh	65,242
2003	Jan. 18	New England (\$36,500)	Indianapolis (\$36,500)	24-14	Foxborough	68,436
2002	Jan. 19	Oakland (\$35,000)	Tennessee (\$35,000)	41-24	Oakland	62,544
2001	Jan. 27	New England (\$34,500)	Pittsburgh (\$34,500)	24-17	Pittsburgh	64,704
2000	Jan. 14	Baltimore (\$34,500)	Oakland (\$34,500)	16-3	Oakland	62,784
1999	Jan. 23	Tennessee (\$33,000)	Jacksonville (\$33,000)	33-14	Jacksonville	75,206
1998	Jan. 17	Denver (\$32,500)	N.Y. Jets (\$32,500)	23-10	Denver	75,482
1997	Jan. 11	Denver (\$30,000)	Pittsburgh (\$30,000)	24-21	Pittsburgh	61,382
1996	Jan. 12	New England (\$29,000)	Jacksonville (\$29,000)	20-6	Foxborough	60,190
1995	Jan. 14	Pittsburgh (\$27,000)	Indianapolis (\$27,000)	20-16	Pittsburgh	61,062
1994	Jan. 15	San Diego (\$23,500)	Pittsburgh (\$23,500)	17-13	Pittsburgh	61,545
1993	Jan. 23	Buffalo (\$23,500)	Kansas City (\$23,500)	30-13	Buffalo	76,642
1992	Jan. 17	Buffalo (\$18,000)	Miami (\$18,000)	29-10	Miami	72,703
1991	Jan. 12	Buffalo (\$18,000)	Denver (\$18,000)	10-7	Buffalo	80,272
1990	Jan. 20	Buffalo (\$18,000)	L.A. Raiders (\$18,000)	51-3	Buffalo	80,325
1989	Jan. 14	Denver (\$18,000)	Cleveland (\$18,000)	37-21	Denver	76,046
1988	Jan. 8	Cincinnati (\$18,000)	Buffalo (\$18,000)	21-10	Cincinnati	59,747
1987	Jan. 17	Denver (\$18,000)	Cleveland (\$18,000)	38-33	Denver	76,197
1986	Jan. 11	Denver (\$18,000)	Cleveland (\$18,000)	23-20*	Cleveland	79,973
1985	Jan. 12	New England (\$18,000)	Miami (\$18,000)	31-14	Miami	75,662
1984	Jan. 6	Miami (\$18,000)	Pittsburgh (\$18,000)	45-28	Miami	76,029
1983	Jan. 8	L.A. Raiders (\$18,000)	Seattle (\$18,000)	30-14	Los Angeles	91,445
1982	Jan. 23	Miami (\$18,000)	N.Y. Jets (\$18,000)	14-0	Miami	67,396
1981	Jan. 10	Cincinnati (\$9,000)	San Diego (\$9,000)	27-7	Cincinnati	46,302
1980	Jan. 11	Oakland (\$9,000)	San Diego (\$9,000)	34-27	San Diego	52,675
1979	Jan. 6	Pittsburgh (\$9,000)	Houston (\$9,000)	27-13	Pittsburgh	50,475
1978	Jan. 7	Pittsburgh (\$9,000)	Houston (\$9,000)	34-5	Pittsburgh	50,725
1977	Jan. 1	Denver (\$9,000)	Oakland (\$9,000)	20-17	Denver	75,044
1976	Dec. 26	Oakland (\$8,500)	Pittsburgh (\$8,500)	24-7	Oakland	53,821
1975	Jan. 4	Pittsburgh (\$8,500)	Oakland (\$8,500)	16-10	Pittsburgh	50,609
1974	Dec. 29	Pittsburgh (\$8,500)	Oakland (\$8,500)	24-13	Oakland	53,800
1973	Dec. 30	Miami (\$8,500)	Oakland (\$8,500)	27-10	Miami	79,325
1972	Dec. 31	Miami (\$8,500)	Pittsburgh (\$8,500)	21-17	Pittsburgh	50,845
1971	Jan. 2	Miami (\$8,500)	Baltimore (\$8,500)	21-0	Miami	76,622
1970	Jan. 3	Baltimore (\$8,500)	Oakland (\$8,500)	27-17	Baltimore	54,799
1969	Jan. 4	Kansas City (\$7,755)	Oakland (\$6,252)	17-7	Oakland	53,564
1968	Dec. 29	N.Y. Jets (\$7,007)	Oakland (\$5,349)	27-23	New York	62,627
1967	Dec. 31	Oakland (\$6,321)	Houston (\$4,996)	40-7	Oakland	53,330
1966	Jan. 1	Kansas City (\$5,309)	Buffalo (\$3,799)	31-7	Buffalo	42,080
1965	Dec. 26	Buffalo (\$5,189)	San Diego (\$3,447)	23-0	San Diego	30,361
1964	Dec. 26	Buffalo (\$2,668)	San Diego (\$1,738)	20-7	Buffalo	40,242
1963	Jan. 5	San Diego (\$2,498)	Boston (\$1,596)	51-10	San Diego	30,127
1962	Dec. 23	Dallas (\$2,206)	Houston (\$1,471)	20-17*	Houston	37,981
1961	Dec. 24	Houston (\$1,792)	San Diego (\$1,111)	10-3	San Diego	29,556
1960	Jan. 1	Houston (\$1,025)	L.A. Chargers (\$718)	24-16	Houston	32,183

\*Sudden death overtime

**AFC CHAMPIONSHIP GAME COMPOSITE STANDINGS**

	W	L	Pct.	Pts.	OP
Cincinnati Bengals	2	0	1.000	48	17
Buffalo Bills	6	2	.750	180	92
Denver Broncos	6	2	.750	189	166
New England Patriots*	6	2	.750	205	179
Kansas City Chiefs**	3	1	.750	81	61
Miami Dolphins	5	2	.714	152	115
Pittsburgh Steelers	7	7	.500	308	284
Baltimore Ravens	1	1	.500	30	26
Indianapolis Colts***	2	3	.400	95	116
Tennessee Titans#	3	5	.375	133	195
Oakland Raiders##	5	9	.357	272	304
New York Jets	1	2	.333	37	60
San Diego Chargers###	2	7	.222	140	182
Seattle Seahawks	0	1	.000	14	30
Jacksonville Jaguars	0	2	.000	20	53
Cleveland Browns	0	3	.000	74	98

\* One game played when franchise was in Boston (Lost 51-10)

\*\* One game played when franchise was in Dallas (Texans)

(Won 20-17)

\*\*\* Two games played when franchise was in Baltimore

(Won 27-17, lost 21-0)

# Six games played when franchise was in Houston and known as Oilers (Won 2, lost 4)

## Two games played when franchise was in Los Angeles

(Won 30-14, lost 51-3)

### One game played when franchise was in Los Angeles

(Lost 24-16)

**2008**

**PITTSBURGH 23, BALTIMORE 14**—Troy Polamalu's 40-yard interception return for a touchdown with 4:24 remaining helped propel the Steelers to their AFC-leading seventh Super Bowl. Ben Roethlisberger's 45-yard pass to Hines Ward on the game's third play set up Jeff Reed's 34-yard field goal. Later in the first quarter, Deshaea Townsend intercepted Joe Flacco's short pass at the Ravens' 35. Reed's 42-yard field goal moments later stretched the lead to 6-0. Flacco was then stuffed for no gain on fourth-and-1 from the Steelers' 34 at the end of the first quarter. Three plays later, Roethlisberger connected on a 65-yard touchdown pass to Antonio Holmes for a 13-0 lead. Jim Leonhard's 45-yard punt return set up Willis McGahee's 3-yard touchdown run with 2:40 left in the half. The Steelers drove to the Ravens' 21 with 16 seconds left, but Roethlisberger completed a 9-yard pass to Mewelde Moore and the Steelers could not get another snap off before halftime. Reed kicked another field goal in the third quarter, and the Ravens drove 58 yards in the fourth quarter to cut the deficit to two points when McGahee scored on a 1-yard run with 9:29 to play. The Ravens' defense then forced a punt, but on third-and-13 from their own 29-yard-line, Polamalu intercepted a pass intended for Derrick Mason. Polamalu weaved through the Ravens' offense before bullying his way into the end zone for a 23-14 lead. Baltimore failed to cross midfield on its final two possessions, both ending in turnovers as Lawrence Timmons

recovered a fumble and Tyrone Carter intercepted a pass. Roethlisberger was 16 of 33 for 255 yards and 1 touchdown. Flacco was 13 of 30 for 141 yards, with 3 interceptions.

Baltimore (14)	Offense	Pittsburgh (23)
Mark Clayton	WR	Hines Ward
Jared Gaither	LT	Max Starks
Ben Grubbs	LG	Chris Kemoeatu
Jason Brown	C	Justin Hartwig
Chris Chester	RG	Darnell Stapleton
Willie Anderson	RT	Willie Colon
Todd Heap	TE	Heath Miller
Derrick Mason	WR	Santonio Holmes
Joe Flacco	QB	Ben Roethlisberger
Le'Ron McClain	FB/TE	Matt Spaeth
Willis McGahee	RB	Willie Parker
	<b>Defense</b>	
Trevor Pryce	RDT/DE	Aaron Smith
Haloti Ngata	NT	Casey Hampton
Justin Bannan	LDT/DE	Brett Keisel
Jarret Johnson	LOLB/OLB	LaMarr Woodley
Ray Lewis	LILB/ILB	James Farrior
Bart Scott	RILB/ILB	Larry Foote
Terrell Suggs	LOLB/OLB	James Harrison
Fabian Washington	LCB	Ike Taylor
Frank Walker	RCB	Bryant McFadden
Jim Leonhard	SS	Troy Polamalu
Ed Reed	FS	Ryan Clark



# CHAMPIONSHIP GAMES

## SUBSTITUTIONS

**Baltimore**—Specialists: K—Steven Hauschka, Matt Stover. P—Sam Koch. LS—Matt Katula. Offense: RB—Ray Rice. FB—Lorenzo Neal. WR—Yamon Figurs, Marcus Smith. TE—Edgar Jones, Daniel Wilcox. T—Chad Slaughter, Adam Terry. Defense: DT—Brandon McKinney. DE—Marques Douglas. LB—Brendon Ayanbadejo, Nick Greisen, Jameel McClain. CB—Corey Ivy, Evan Oglesby. S—Haruki Nakamura, Daren Stone, Tom Zbikowski. DNP: QB—Troy Smith. Not Active: QB—Todd Bouman. RB—Jalen Parmele. WR—Terrance Copper. T—Oniel Cousins. G/T—David Hale. LB—Antwan Barnes, Robert McCune. CB—Samar Rolle.

**Pittsburgh**—Specialists: K—Jeff Reed. P—Mitch Berger. LS—Jared Retkofsky. Offense: RB—Carey Davis, Mewelde Moore, Gary Russell. WR—Limas Sweed, Nate Washington. TE—Sean McHugh. Defense: DT—Chris Hoke. DE—Nick Eason, Travis Kirschke. LB—Patrick Bailey, Keyaron Fox, Andre Frazier, Lawrence Timmons. CB—William Gay, Anthony Madison, Deshea Townsend. S—Tyronne Carter. DNP: QB—Byron Leftwich. G—Jeremy Parquet. T—Trai Essex. Not Active: QB—Dennis Dixon. T—Jason Capizzi, Tony Hills. DT—Scott Paxson. DE—Orpheus Roye. LB—Bruce Davis. CB—Fernando Bryant. S—Anthony Smith.

## OFFICIALS

Referee—William Carollo. Umpire—Ruben Fowler. Line Judge—Byron Boston. Side Judge—Scott Steenson. Head Linesman—Ed Camp. Back Judge—Tony Steratore. Field Judge—Gary Cavalletto.

## SCORING

<b>Baltimore</b>	0	7	0	7	—	14
<b>Pittsburgh</b>	6	7	3	7	—	23
Pitt	— FG Reed 34					
Pitt	— FG Reed 42					
Pitt	— Holmes 65 pass from Roethlisberger (Reed kick)					
Balt	— McGahee 3 run (Stover kick)					
Pitt	— FG Reed 46					
Balt	— McGahee 1 run (Stover kick)					
Pitt	— Polamalu 40 interception return (Reed kick)					

## TEAM STATISTICS

	BALT	PITT
Total First Downs	13	11
Rushing	5	1
Passing	6	9
Penalty	2	1
Total Net Yardage	198	275
Total Offensive Plays	58	65
Average Gain Per Offensive Play	3.4	4.2
Rushes	25	28
Yards Gained Rushing (Net)	73	52
Average Yards per Rush	2.9	1.9
Passes Attempted	30	33
Passes Completed	13	16
Had Intercepted	3	0
Tackled Attempting to Pass	3	4
Yards Lost Attempting to Pass	16	32
Yards Gained Passing (Net)	141	255
Punts	7	7
Average Distance	40.9	37.7
Punt Returns	6	5
Punt Return Yardage	65	26
Kickoff Returns	6	3
Kickoff Return Yardage	86	64
Interception Return Yardage	0	47
Total Return Yardage (excluding Kickoffs)	65	73
Fumbles	3	2
Fumbles Lost	1	1
Own Fumbles Recovered	2	1
Opponent Fumbles Recovered	1	1
Penalties	6	6
Yards Penalized	53	67
Field Goals	0	3
Field Goals Attempted	0	3
Third-Down Efficiency	3/13	7/18
Fourth-Down Efficiency	0/1	0/0
Time of Possession	26:51	33:09

## INDIVIDUAL STATISTICS

**RUSHING:** BALT: McGahee 20-60-2, Clayton 1-16-0, McClain 1-3-0, Rice 1-2-0, Flacco 2-(-8)-0. PITT: Parker

24-47-0, Moore 1-6-0, Washington 1-1-0, Roethlisberger 2-(-2)-0.

**PASSING:** BALT: Flacco 30-13-141-0-3. PITT: Roethlisberger 33-16-255-1-0.

**RECEIVING:** BALT: Rice 3-43-0, Mason 3-41-0, Heap 3-26-0, Clayton 2-18-0, McGahee 2-13-0. PITT: Miller 3-62-0, Ward 3-55-0, Washington 3-21-0, Holmes 2-70-1, Sweed 2-20-0, Davis 1-20-0, Moore 1-9-0, Parker 1-(-2)-0.

**KICKOFF RETURNS:** BALT: Rice 2-31-0, Figurs 2-19-0, Zbikowski 1-22-0, Wilcox 1-14-0. PITT: Russell 2-45-0, Davis 1-19-0.

**PUNT RETURNS:** BALT: Leonhard 6-65-0. PITT: Holmes 3-25-0, Moore 2-1-0.

**PUNTING:** BALT: Koch 7-286-40.9. PITT: Berger 7-264-37.7.

**INTERCEPTIONS:** BALT: None. PITT: Polamalu 1-40-1, Carter 1-5-0, Townsend 1-2-0.

**SACKS:** BALT: Suggs 2, Douglas 1, Ngata 1. PITT: Woodley 2, Aa. Smith 1.

## 2007

**NEW ENGLAND 21, SAN DIEGO 12**—Laurence Maroney rushed for 122 yards and the Patriots played a bend-but-don't-break defense to advance to their fourth Super Bowl in seven seasons. New England became the first team to win its first 18 games of a season. LaDainian Tomlinson, who injured his knee the previous week, attempted to play, but after 2 carries and a reception on the first two drives, he sat out the rest of the game. Philip Rivers, who also injured his knee against the Colts, played the entire game and three times drove the Chargers inside the Patriots' 10-yard line. It was not until afterward that it was revealed Rivers played despite having knee surgery six days earlier. Quentin Jammer's interception late in the first quarter led to Nate Kaeding's 26-yard field goal. The Patriots responded with a 65-yard touchdown drive. Vincent Jackson had catches of 15, 16, and 21 yards to reach the Patriots' 9 on their next drive, but San Diego again settled for Kaeding's field goal to pull within 7-6. With 4:36 left in the half, Asante Samuel intercepted Rivers' pass and two plays later Tom Brady completed a 12-yard touchdown pass to Jabar Gaffney for a 14-6 lead. A 26-yard run by Darren Sproles just before halftime led to Kaeding's 40-yard field goal, pulling the Chargers to within 14-9. Drayton Florence's interception to begin the second half led to the Chargers driving to the Patriots' 4. But on third-and-1, Junior Seau submarined Michael Turner for a 2-yard loss. Kaeding's fourth field goal cut the deficit to 14-12. The Patriots seemed poised to take a big lead on the next drive, but Antonio Cromartie intercepted Brady's pass in the end zone. New England forced a punt, and Maroney had a 20-yard run to set up Brady's 6-yard touchdown pass to Wes Welker for a 21-12 lead with 12:15 remaining. The Chargers punted on fourth-and-10 from the Patriots' 36 with 9:13 remaining and never got the ball back. Brady completed a swing pass to Kevin Faulk for exactly 11 yards on third-and-11, and then connected with Faulk for 14 yards on third-and-3. Maroney had a 5-yard run on third-and-2 with 3:36 left, and clinched the game with his 5-yard run on third-and-4 just after the two-minute warning. Brady was 22 of 33 for 209 yards and 2 touchdowns, with 3 interceptions. Maroney had 25 carries for 122 yards. Rivers was 19 of 37 for 211 yards, with 2 interceptions.

**San Diego** 3 6 3 0 — 12  
**New England** 0 14 0 7 — 21

SD — FG Kaeding 26  
 NE — Maroney 1 run (Gostkowski kick)  
 SD — FG Kaeding 23  
 NE — Gaffney 12 pass from Brady (Gostkowski kick)  
 SD — FG Kaeding 40  
 SD — FG Kaeding 24  
 NE — Welker 6 pass from Brady (Gostkowski kick)

## 2005

**INDIANAPOLIS 38, NEW ENGLAND 34**—Joseph Addai's 3-yard touchdown run with 1:00 left, and Marlin Jackson's interception with 16 seconds remaining, capped the Colts' 18-point comeback and led the franchise to its first AFC title since 1970. In the second half, the Colts outgained the Patriots 311-149 in total yards to rally from a 21-6 deficit. The Patriots had scored on

touchdown drives of 75 and 72 yards for a 14-3 lead. Two plays later, Asante Samuel intercepted a pass and returned it 39 yards for a touchdown and 21-3 lead with 9:25 left in the second quarter. The Colts drove 80 yards just before halftime to set up Adam Vinatieri's field goal to pull within 21-6. The Colts then had consecutive 76-yard touchdown drives to begin the second half, capped by Dan Klecko's tackle-eligible 1-yard touchdown catch and Marvin Harrison's 2-point conversion grab, to tie the game 21-21. Ellis Hobbs returned the ensuing kickoff 80 yards, and Tom Brady's 6-yard touchdown pass to Jabar Gaffney gave the Patriots a 28-21 lead. The Colts then drove to the Patriots' 2. On second-and-goal, Dominic Rhodes fumbled but center Jeff Saturday recovered the ball in the end zone to tie the game 28-28. New England left guard Logan Mankins had also recovered a fumble for a touchdown in the first quarter, in addition to Klecko's scoring grab, which meant three offensive linemen scored a touchdown in the game. Stephen Gostkowski's 28-yard field goal with 7:42 to play gave the Patriots a 31-28 lead, but Peyton Manning quickly completed a 52-yard pass to Dallas Clark to set up Vinatieri's 36-yard field goal with 5:31 left. Gostkowski's 43-yard field goal with 3:49 remaining gave New England a 34-31 lead, and the Patriots' defense forced a punt. Brady's third-and-4 pass fell incomplete, and the Colts forced a punt and got the ball on their own 20 with 2:17 to play. Manning completed an 11-yard pass to Reggie Wayne. After an incomplete, he hit Bryan Fletcher with a 32-yard pass. On the next play, Manning completed a 14-yard pass to Wayne, and with a roughing the passer penalty tacked on, the Colts got the ball on the Patriots' 11 with 1:53 to play. On third-and-2 from the 3-yard line, Addai scored up the middle for a 38-34 lead with 1:00 left. The Patriots reached the Colts' 45 with 24 seconds left, and still had a timeout, but Jackson intercepted Brady's pass to clinch the victory. Manning was 27 of 47 for 349 yards and 1 touchdown, with 1 interception. Clark had 6 catches for 137 yards. Brady was 21 of 34 for 232 yards and 1 touchdown, with 1 interception.

<b>New England</b>	7	14	7	6	—	34
<b>Indianapolis</b>	3	3	15	17	—	38
NE	— Mankins fumble recovery in end zone (Gostkowski kick)					
Ind	— FG Vinatieri 42					
NE	— Dillon 7 run (Gostkowski kick)					
NE	— Samuel 39 interception return (Gostkowski kick)					
Ind	— FG Vinatieri 26					
Ind	— Manning 1 run (Vinatieri kick)					
Ind	— Klecko 1 pass from Manning (Harrison pass from Manning)					
NE	— Gaffney 6 pass from Brady (Gostkowski kick)					
Ind	— Saturday fumble recovery in end zone (Vinatieri kick)					
NE	— FG Gostkowski 28					
Ind	— FG Vinatieri 36					
NE	— FG Gostkowski 43					
Ind	— Addai 3 run (Vinatieri kick)					

## 2005

**PITTSBURGH 34, DENVER 17**—Ben Roethlisberger passed for 2 touchdowns and ran for another as the Steelers earned the sixth AFC title in franchise history. The Steelers were the first team to beat the first-, second-, and third-seed in the same postseason, and became just the second team to win three playoff road games to reach the Super Bowl (1985 Patriots). The Steelers converted 10 of 16 third-down situations to maintain possession for 36:07, and forced 4 turnovers that led to 21 points. Pittsburgh scored on each of its four first-half possessions to take a 24-3 halftime lead. On their first drive, Roethlisberger's third-and-3 pass intended for Hines Ward was nearly intercepted by Champ Bailey, but the ball was tipped and caught by Ward for a first down. Jeff Reed's 47-yard field goal completed the drive, and three plays later Joey Porter forced Jake Plummer to fumble. Casey Hampton recovered at the Broncos' 39. Five plays later, on third-and-8, Roethlisberger lofted a touchdown pass to Cedrick Wilson in the back left corner of the end zone. The Broncos answered with a field goal, but the Steelers responded with a 14-play, 80-yard drive capped by

Jerome Bettis' 3-yard run with 1:55 left in the half for a 17-3 lead. On the next play from scrimmage, Ike Taylor intercepted Plummer's pass, and Ward caught Roethlisberger's 17-yard scoring toss with seven seconds left in the half for a 24-3 lead. Plummer's 32-yard pass to Rod Smith on third-and-1 led to Ashley Lelie's 30-yard touchdown catch to pull within 24-10. Reed's 42-yard field goal capped the ensuing drive, and Larry Foote intercepted Plummer on the next play from scrimmage. Denver forced a punt and Mike Anderson scored with 7:52 left to pull within 10 points. The Broncos' defense forced a three-and-out, but on fourth-and-10 from their own 20 with 4:52 left, Brett Keisel sacked Plummer and forced him to fumble. Travis Kirschke recovered and Roethlisberger scored on a bootleg run five plays later with 2:59 remaining to clinch the victory. Roethlisberger was 21 of 29 for 275 yards and 2 touchdowns. Plummer was 18 of 30 for 223 yards and 1 touchdown, with 2 interceptions.

<b>Pittsburgh</b>	3	21	0	10	—	34
<b>Denver</b>	0	3	7	7	—	17

- Pitt — FG Reed 47
- Pitt — Wilson 12 pass from Roethlisberger (Reed kick)
- Den — FG Elam 23
- Pitt — Bettis 3 run (Reed kick)
- Pitt — Ward 17 pass from Roethlisberger (Reed kick)
- Den — Lelie 30 pass from Plummer (Elam kick)
- Pitt — FG Reed 42
- Den — Anderson 3 run (Elam kick)
- Pitt — Roethlisberger 4 run (Reed kick)

**2004**

**NEW ENGLAND 41, PITTSBURGH 27**—Tom Brady passed for 2 touchdowns and the Patriots' defense forced 4 turnovers, which resulted in 24 points, as New England advanced to its third Super Bowl in four seasons. Eugene Wilson intercepted Ben Roethlisberger's first pass to set up Adam Vinatieri's 48-yard field goal just 3:40 into the game. On Pittsburgh's next possession, Jerome Bettis fumbled on fourth-and-1 and Mike Vrabel recovered. Brady completed a 60-yard touchdown pass to Deion Branch on the next play for a 10-0 lead. Leading 10-3 in the second quarter, Brady's 45-yard pass to Branch set up David Givens' 9-yard scoring catch with 7:08 left in the second quarter. The Steelers responded by driving to the Patriots' 19, but on second-and-6 Rodney Harrison intercepted a pass and returned it 87 yards for a touchdown and 24-3 lead with 2:14 left in the half. Trailing 31-10 and faced with fourth-and-5, Roethlisberger completed a pass to Hines Ward, who caught the ball at the 15-yard line and got a block to walk into the end zone for a 30-yard touchdown. The Steelers' defense then forced a three-and-out and the offense drove to the Patriots' 4. Bettis gained one yard on first down, and Plaxico Burress was unable to come down with an alley-oop pass on second down. Bettis gained 1 yard on third down, and faced with fourth-and-goal from the Patriots' 2, the Steelers settled for Jeff Reed's field goal to cut the deficit to 31-20. The Patriots responded with a field goal and Wilson's second interception two plays later led to Branch's 23-yard touchdown run on a reverse with 2:23 remaining for a 41-20 lead. Brady was 14 of 21 for 207 yards and 2 touchdowns. Branch had 4 receptions for 116 yards. Roethlisberger was 14 of 24 for 226 yards and 2 touchdowns, with 3 interceptions. Ward had 5 catches for 109 yards.

<b>New England</b>	10	14	7	10	—	41
<b>Pittsburgh</b>	3	0	14	10	—	27

- NE — FG Vinatieri 48
- NE — Branch 60 pass from Brady (Vinatieri kick)
- Pitt — FG Reed 43
- NE — Givens 9 pass from Brady (Vinatieri kick)
- NE — Harrison 87 interception return (Vinatieri kick)
- Pitt — Bettis 5 run (Reed kick)
- NE — Dillon 25 run (Vinatieri kick)
- Pitt — Ward 30 pass from Roethlisberger (Reed kick)
- Pitt — FG Reed 20
- NE — FG Vinatieri 31
- NE — Branch 23 run (Vinatieri kick)
- Pitt — Burress 7 pass from Roethlisberger (Reed kick)

**2003**

**NEW ENGLAND 24, INDIANAPOLIS 14**—Adam Vinatieri kicked 5 field goals and the Patriots' defense

forced 5 turnovers en route to New England's second Super Bowl appearance in three years. The Colts had 4 first-half possessions, and turned the ball over all four times. The Patriots began the game with a 65-yard touchdown drive. Peyton Manning was intercepted on the Colts' first two possessions, including the first one in the end zone by Rodney Harrison, to set up 2 field goals for a 13-0 lead. The Colts were then forced to punt for the first time in two and a half postseason games, and Justin Snow's snap sailed over Hunter Smith's head. Smith intentionally kicked the ball out of the end zone for a safety. A New England fumble gave Indianapolis life, but Marvin Harrison fumbled at the Patriots' 16 just before halftime, and Tyrone Poole recovered. The Colts scored on Edgerrin James' 2-yard run to open the second half, a drive that featured James' 3-yard run on fourth-and-1. The Patriots drove inside the Colts' 10 on each of their next two possessions, but settled for field goals by Vinatieri for a 21-7 lead. An interception by Ty Law gave New England a chance to put the game away, but Walt Harris intercepted Tom Brady in the end zone for a touchback with 13:28 to play. The Colts took five minutes off the clock on the ensuing drive, but Law intercepted Manning's fourth-and-13 pass with 8:17 left. The Colts forced a punt, but it took them nearly four minutes to drive 67 yards to cut the deficit to 21-14 on Marcus Pollard's 7-yard catch with 2:27 to play. Christian Fauria recovered the onside kick, but the Patriots failed to gain a first down and the Colts got the ball back with 2:01 left, but Manning threw four consecutive incompletions. Vinatieri's 34-yard field goal with 50 seconds left iced the game. Brady was 22 of 37 for 237 yards and 1 touchdown, with 1 interception. Antowain Smith had 22 carries for 100 yards. Law had 3 interceptions. Manning was 23 of 47 for 237 yards and 1 touchdown, with 4 interceptions.

<b>Indianapolis</b>	0	0	7	7	—	14
<b>New England</b>	7	8	6	3	—	24

- NE — Givens 7 pass from Brady (Vinatieri kick)
- NE — FG Vinatieri 31
- NE — FG Vinatieri 25
- NE — Safety, Snow's snap sailed over punter's head and was kicked through end zone
- Ind — James 2 run (Vanderjagt kick)
- NE — FG Vinatieri 27
- NE — FG Vinatieri 21
- Ind — Pollard 7 pass from Manning (Vanderjagt kick)
- NE — FG Vinatieri 34

**2002**

**OAKLAND 41, TENNESSEE 24**—Rich Gannon passed for 3 touchdowns and ran for another and Oakland's defense forced 2 key turnovers to help catapult the Raiders to their fifth Super Bowl. Both teams scored on each of their first two possessions, but Tennessee took a 17-14 lead on Steve McNair's 9-yard touchdown run with 2:47 left in the half. The Titans reclaimed possession after forcing the Raiders to punt, but on second-and-5 from their own 16, Eric Barton forced Robert Holcombe to fumble. Anthony Dorsett recovered with 1:28 left in the half, and Gannon's 1-yard touchdown pass to Doug Jolley two plays later gave Oakland a 21-17 lead. John Simon then fumbled the ensuing kickoff return. Alvis Whitted recovered the ball at the Titans' 39 with 49 seconds remaining, and Sebastian Janikowski's 43-yard field goal as the half expired increased the lead to 24-17. On the opening drive of the second half, John Parrella's 11-yard sack of McNair on third down pushed the Titans out of field-goal range, and later in the quarter, a fierce Raiders rush forced punter Craig Henrich to abort a punt attempt and, instead, run with the ball. Henrich was tackled at the Titans' 19, setting up Janikowski's second field goal for a 27-17 lead. The Titans responded with McNair's second touchdown run, but the Raiders answered with touchdown drives of 69 and 66 yards on their next two possessions, which consumed more than 10 minutes. In the first three quarters, on 39 plays from scrimmage, the Raiders called only 1 running play, although Gannon was forced to scramble 6 times. Gannon was 29 of 41 for 286 yards and 3 touchdowns, and was the club's leading rusher with 41 yards and 1 touchdown. McNair was 21 of 36 for 194 yards and 1 touchdown.

<b>Tennessee</b>	7	10	7	0	—	24
<b>Oakland</b>	14	10	3	14	—	41

- Oak — Porter 3 pass from Gannon (Janikowski kick)
- Tenn — Bennett 33 pass from McNair (Nedney kick)
- Oak — Garner 12 pass from Gannon (Janikowski kick)
- Tenn — FG Nedney 29
- Tenn — McNair 9 run (Nedney kick)
- Oak — Jolley 1 pass from Gannon (Janikowski kick)
- Oak — FG Janikowski 43
- Oak — FG Janikowski 32
- Tenn — McNair 13 run (Henrich kick)
- Oak — Gannon 2 run (Janikowski kick)
- Oak — Crockett 7 run (Janikowski kick)

**2001**

**NEW ENGLAND 24, PITTSBURGH 17**—Troy Brown returned a punt for a touchdown, made a key play on a blocked field-goal return, and had 8 receptions for 121 yards, as the Patriots advanced to their third Super Bowl. Neither team threatened early until Brown returned a punt untouched 55 yards for a touchdown to give the Patriots a 7-0 lead. The return came one play after Troy Edwards had been penalized for not attempting to get in-bounds while running downfield during punt coverage, forcing the Steelers to punt again. The Steelers responded with Kris Brown's 30-yard field goal early in the second quarter to cut the deficit to 7-3. Late in the first half, Tom Brady injured his ankle while completing a 28-yard pass to Troy Brown. Taking over at the Steelers' 40, Drew Bledsoe completed all 3 of his pass attempts, capped by an 11-yard touchdown pass to David Patten with 58 seconds left in the half to take a 14-3 lead. The Steelers' defense stopped the Patriots on fourth-and-7 from the Steelers' 32 early in the second half, and the offense responded by driving into field-goal range. But Brandon Mitchell blocked Kris Brown's 34-yard attempt. Troy Brown scooped up the ball and ran 11 yards before lateraling to Antwan Harris, who raced the remaining 49 yards untouched for a touchdown and 21-3 lead. Pittsburgh answered with an 8-play, 79-yard drive, capped by Jerome Bettis' 1-yard run. The Steelers' defense forced a punt on the ensuing possession and Edwards returned it 28 yards to set up a 32-yard drive, culminating with Amos Zereoue's 11-yard scoring run, to trim the deficit to 21-17 late in the third quarter. Bledsoe responded by engineering an 11-play, 45-yard drive capped by Adam Vinatieri's 44-yard field goal with 11:12 remaining. Interceptions by Ty Law and Lawyer Milloy, the latter with 2:02 remaining, stopped the Steelers, and Antowain Smith's 19-yard run with 1:56 left allowed the Patriots to run out the clock. Brady was 12 of 18 for 115 yards, and Bledsoe was 10 of 21 for 102 yards and 1 touchdown. Stewart was 24 of 42 for 255 yards, with 3 interceptions.

<b>New England</b>	7	7	7	3	—	24
<b>Pittsburgh</b>	0	3	14	0	—	17

- NE — T. Brown 55 punt return (Vinatieri kick)
- Pitt — FG K. Brown 30
- NE — Patten 11 pass from Bledsoe (Vinatieri kick)
- NE — Harris 49 blocked field goal return (Vinatieri kick)
- Pitt — Bettis 1 run (K. Brown kick)
- Pitt — Zereoue 11 run (K. Brown kick)
- NE — FG Vinatieri 44

**2000**

**BALTIMORE 16, OAKLAND 3**—Duane Starks intercepted 2 passes and Baltimore's defense forced 5 turnovers as the Ravens earned their first Super Bowl berth. In a battle of field position, the Ravens got the first break when Robert Bailey intercepted Rich Gannon's pass at the Raiders' 19 midway through the first quarter. However, Matt Stover missed a 36-yard field-goal attempt. In the second quarter, the Ravens were pined on their 4-yard line and faced third-and-18 when Trent Dilfer fired a short pass over the middle to a slanting Shannon Sharpe, who streaked untouched down the middle of the field for a 96-yard touchdown and a 7-0 lead. On the Raiders' next possession, Tony Siragusa knocked down Gannon on a passing play. Gannon left the game with an injured non-throwing shoulder, and Bobby Hoving replaced him. Starks intercepted Hoving's first pass, returning it 9 yards to the Raiders' 20 to set up Stover's 31-yard field goal. Three plays into the second half, Johnnie Harris intercepted a pass by Dilfer. Gannon returned for the Raiders and guided the club to first-and-goal at the

## CHAMPIONSHIP GAMES

Ravens' 2. However, Tyrone Wheatley lost a yard, Gannon was sacked by Jamie Sharper, and on third down Gannon's pass fell incomplete, so the Raiders had to settle for Sebastian Janikowski's 24-yard field goal. The Ravens responded with a 9-play, 51-yard drive, capped by Stover's second field goal to take a 13-3 lead. Early in the fourth quarter, Peter Boulware sacked Gannon and forced him to fumble. Ray Lewis recovered at the Raiders' 7, which set up Stover's third field goal for a 16-3 lead with 7:28 left. Hoying returned for the Raiders and drove Oakland to the Ravens' 5. Hoying's 5-yard touchdown pass to Andre Rison was nullified by offensive pass interference, and Sharper intercepted Hoying two plays later to clinch the victory. DiIfer completed 9 of 18 passes for 190 yards and 1 touchdown, with 1 interception. Gannon was 11 of 21 for 80 yards, with 2 interceptions, while Hoying was 8 of 16 for 107 yards, with 2 interceptions. The Ravens' defense limited the NFL's number-one rushing offense to 24 rushing yards on 17 carries.

<b>Baltimore</b>	0	10	3	3	—	16
<b>Oakland</b>	0	0	3	0	—	3
Balt	— Sharpe 96 pass from DiIfer (Stover kick)					
Balt	— FG Stover 31					
Oak	— FG Janikowski 24					
Balt	— FG Stover 28					
Balt	— FG Stover 21					

### 1999

**TENNESSEE 33, JACKSONVILLE 14**—Steve McNair rushed for 91 yards and 2 touchdowns, and the Titans' defense forced 6 turnovers to earn the franchise's first-ever trip to the Super Bowl. The Jaguars marched 62 yards with their first possession and took a 7-0 lead on Mark Brunell's 7-yard touchdown pass to Kyle Brady. The Titans responded with a 44-yard kickoff return by Derrick Mason to set up McNair's tying touchdown pass to Yancey Thigpen. The Jaguars led 14-7 with 1:34 left in the first half when Reggie Barlow fumbled a punt at his own 19 and Steve Jackson recovered to set up Al Del Greco's 34-yard field goal. Roughing-the-passer and defensive pass-interference penalties on the Titans' first drive of the second half set up McNair's 1-yard sneak to give the Titans a 17-10 lead. A fumble gave Tennessee excellent field position, but Frank Wycheck fumbled at the Jaguars' 1 and Lonnie Marts recovered. The Titans responded as Josh Evans sacked Brunell for a safety, and Derrick Mason returned the ensuing free kick 85 yards for a touchdown to give Tennessee a 26-10 lead with 4:56 remaining in the third quarter. The Jaguars committed three turnovers in the fourth quarter, one of which led to a 51-yard scramble on third down by McNair to set up his second touchdown and finish the scoring. McNair was 14 of 23 for 112 yards and 1 touchdown, with 1 interception. Brunell was 19 of 38 for 226 yards and 1 touchdown, with 2 interceptions. Fred Taylor had 19 carries for 110 yards.

<b>Tennessee</b>	7	3	16	7	—	33
<b>Jacksonville</b>	7	7	0	0	—	14
Jax	— Brady 7 pass from Brunell (Hollis kick)					
Tenn	— Thigpen 9 pass from McNair (Del Greco kick)					
Jax	— Stewart 33 run (Hollis kick)					
Tenn	— FG Del Greco 34					
Tenn	— McNair 1 run (Del Greco kick)					
Tenn	— Safety, Evans sacked Brunell in end zone					
Tenn	— Mason 80 kickoff return (Del Greco kick)					
Tenn	— McNair 1 run (Del Greco kick)					

### 1998

**DENVER 23, NEW YORK JETS 10**—In John Elway's final game in Denver, Terrell Davis rushed for 167 yards, and the Broncos forced 6 Jets' turnovers en route to scoring the game's final 23 points to capture their second consecutive AFC title. The game was played in a strong wind, with the wind chill dipping to 18 degrees and causing special teams problems for both sides. John Hall missed a 42-yard field goal on the game's opening drive, but the Jets kept the game scoreless by forcing Elway to throw an incomplete pass on fourth-and-goal from the Jets' 1 late in the first quarter. Tom Rouen dropped the ball while attempting to punt early in the second quarter, resulting in a 9-yard loss and giving the Jets the ball at the Broncos' 43. However, Keith Byars

fumbled on the ensuing possession. Hall ended the half with a 32-yard field goal to give the Jets a 3-0 lead going into the locker room. Blake Spence blocked Rouen's punt early in the second half, and Fred Baxter recovered the ball at the Broncos' 1. Curtis Martin crashed into the end zone on the next play to give the Jets a 10-0 lead with 11:56 left in the third quarter. Elway, who had passed for just 33 yards in the first half, completed a 47-yard pass to Ed McCaffrey on the first play of the next drive, and then found Howard Griffith two plays later for a touchdown. A strong wind knocked Jason Elam's next kickoff to the ground near the Jets' 25. James Farrior momentarily recovered the bouncing ball, but he fumbled and Keith Burns' recovery gave the Broncos the ball at the Jets' 31. Elam's field goal tied the game with 8:23 left, and, after forcing a punt, Elam gave the Broncos the lead with 2:58 left in the quarter. The Broncos' defense forced another punt, and Darrien Gordon returned it 36 yards, setting up Davis' 31-yard touchdown run to give the Broncos 20 points in a span of 11:38. Gordon intercepted Vinny Testaverde twice in the final five minutes, the first of which led to Elam's final field goal. Elway was 13 of 34 for 173 yards and 1 touchdown. Testaverde was 31 of 52 for 356 yards, with 2 interceptions.

<b>N.Y. Jets</b>	0	3	7	0	—	10
<b>Denver</b>	0	0	20	3	—	23
NYJ	— FG Hall 32					
NYJ	— Martin 1 run (Hall kick)					
Den	— Griffith 11 pass from Elway (Elam kick)					
Den	— FG Elam 44					
Den	— FG Elam 48					
Den	— Davis 31 run (Elam kick)					
Den	— FG Elam 35					

### 1997

**DENVER 24, PITTSBURGH 21**—John Elway threw 2 touchdown passes, and the Broncos' defense intercepted 2 passes in the end zone as Denver earned its fifth trip to the Super Bowl. Levon Kirkland intercepted Elway's pass on the second play of the game, but Norm Johnson's 38-yard field-goal attempt sailed wide left. Terrell Davis scampered 43 yards on the next play and scored five plays later to give the Broncos a 7-0 lead. The Steelers responded with a 6-play drive of their own, capped by Kordell Stewart's 33-yard option run down the right side for the game tying touchdown. Darren Perry forced and recovered Davis' fumble at the Steelers' 32 on the next drive, and Pittsburgh marched 68 yards in 11 plays, keyed by 2 third-down passes by Stewart and culminating with Jerome Bettis' 1-yard run. Elway's 17-yard pass to Rod Smith on third-and-10 kept alive the next drive and allowed Jason Elam to cut the deficit to 14-10 with 8:20 left in the half. Ray Crockett intercepted Stewart's bomb in the end zone to halt a Steelers drive with 4:04 left in the half. On the strength of 3 Elway completions, and a 22-yard pass interference penalty by Chad Scott, the Broncos reached the 15-yard line. Elway then threw a swing pass behind Howard Griffith, who reached back and made a one-handed grab before stepping into the end zone with 1:47 remaining. The Broncos forced a punt, and Darrien Gordon's 19-yard return gave them the ball at their own 46 with 43 seconds left in the half. Carnell Lake's 34-yard pass interference penalty put Denver in position, and Elway's 1-yard pass to Ed McCaffrey with 13 seconds left in the half gave Denver a 24-14 lead. The Steelers used nearly the first seven minutes of the second half to drive to the Broncos' 5, only to have Stewart's pass intercepted in the end zone by Allen Aldridge. The next scoring opportunity came when the Steelers got the ball back following a punt with 5:43 left in the game. Stewart threw the ball eight times and ran two times on the 10-play, 79-yard drive, capped by his 15-yard touchdown pass to Charles Johnson with 2:46 left to cut the deficit to 24-21. The Steelers elected to kick deep and had the Broncos pinned at their own 15-yard line on third-and-6 with 2:00 left. But Elway fired an 18-yard pass to Shannon Sharpe. After a Steelers timeout, Elway threw a 10-yard pass to McCaffrey, and Davis broke free for a 19-yard run two plays later to ice the AFC championship. Elway was 18 of 31 for 210 yards and 2 touchdowns, with 1 interception. Davis had 26 carries for 139 yards. Stewart was 18 of 36 for 201 yards and 1 touchdown, with 3 interceptions. Bettis had 23 carries for 105 yards. In what was an evenly matched game, the teams each had 23 first

downs, the Steelers had 9 more total yards, while Denver had the ball for two more seconds than Pittsburgh.

<b>Denver</b>	7	17	0	0	—	24
<b>Pittsburgh</b>	7	7	0	7	—	21
Den	— Davis 8 run (Elam kick)					
Pitt	— Stewart 33 run (N. Johnson kick)					
Pitt	— Bettis 1 run (N. Johnson kick)					
Den	— FG Elam 43					
Den	— Griffith 16 pass from Elway (Elam kick)					
Den	— McCaffrey 1 pass from Elway (Elam kick)					
Pitt	— C. Johnson 15 pass from Stewart (N. Johnson kick)					

### 1996

**NEW ENGLAND 20, JACKSONVILLE 6**—Otis Smith's 47-yard fumble return with 2:24 remaining gave the Patriots their second Super Bowl berth in franchise history. The Patriots received a couple big plays from their special teams. Jacksonville punted after its opening possession, but the snap was high. Larry Whigham tackled the scrambling Bryan Barker at the 4-yard line, setting up Curtis Martin's 1-yard touchdown. After a Jacksonville field goal, Ray Lucas stripped punt returner Chris Hudson of the ball. Mike Bartrum recovered it at the 20-yard line, and Adam Vinatieri kicked a 29-yard field goal to put New England ahead 10-3. Shawn Jefferson hauled in a 38-yard pass to the Jaguars' 2-yard line with eight seconds left before halftime after Ben Coates' 5-yard reception on fourth-and-2 kept a Patriots' drive alive. Vinatieri's field goal gave the Patriots a 10-point cushion. Eddie Robinson's fumble recovery led to Mike Hollis' 28-yard field goal to pull the Jaguars within 7 points. In the fourth quarter the Jaguars drove to the Patriots' 5-yard line, but Willie Clay intercepted Mark Brunell's pass in the end zone with 3:43 left to preserve the 13-6 lead. The Jaguars forced New England to punt, and Jacksonville got the ball on their own 42-yard line with 2:36 to play. However, Chris Slade stripped James Stewart of the ball, knocking it into Smith's hands. Smith streaked down the right sideline for the score. Tedy Bruschi intercepted Brunell near midfield to quell the Jaguars' third consecutive upset bid.

<b>Jacksonville</b>	0	3	3	0	—	6
<b>New England</b>	7	6	0	7	—	20
NE	— Martin 1 run (Vinatieri kick)					
Jax	— FG Hollis 32					
NE	— FG Vinatieri 29					
NE	— FG Vinatieri 20					
Jax	— FG Hollis 28					
NE	— Smith 47 fumble return (Vinatieri kick)					

### 1995

**PITTSBURGH 20, INDIANAPOLIS 16**—Byron (Barn) Morris ran 1 yard for a touchdown with 1:34 remaining to lift the Steelers to their first AFC championship in 16 years. Despite the late touchdown, however, Pittsburgh didn't secure its Super Bowl berth until Colts quarterback Jim Harbaugh's desperation pass on the game's final play fell incomplete in the end zone. The Steelers, who lost the 1994 AFC title game to San Diego when their final possession ended three yards short of the end zone in the final minute, began their last possession in this game at their own 33-yard line and trailing 16-13 with 3:03 left. Five plays later, quarterback Neil O'Donnell kept the winning drive alive by completing a 9-yard pass to Andre Hastings on fourth-and-3 from the 47. A 37-yard pass to Ernie Mills moved the ball to the Colts' 1, and two plays later Morris bulled his way into the end zone. Indianapolis' final chance began at its 16-yard line with 1:30 to go. Harbaugh passed for 38 yards and scrambled for 17 as the Colts reached Pittsburgh's 29 with five seconds remaining. His final heave into the end zone nearly was caught by Aaron Bailey, but Bailey was not able to cradle the ball as he hit the ground. Harbaugh finished with 21 completions in 33 attempts for 267 yards and 1 touchdown. O'Donnell was 25 of 41 for 205 yards and 1 touchdown for the Steelers. Upstart Indianapolis was bidding to become only the second team (the 1985 Patriots were the first) to win three consecutive road games en route to the Super Bowl.

<b>Indianapolis</b>	3	3	3	7	—	16
<b>Pittsburgh</b>	3	7	3	7	—	20
Ind	— FG Blanchard 34					
Pitt	— FG N. Johnson 31					
Ind	— FG Blanchard 36					



Pitt — Stewart 5 pass from O'Donnell (N. Johnson kick)  
 Ind — FG Blanchard 37  
 Pitt — FG N. Johnson 36  
 Ind — Turner 47 pass from Harbaugh (Blanchard kick)  
 Pitt — Morris 1 run (N. Johnson kick)

**1994**

**SAN DIEGO 17, PITTSBURGH 13**—Stan Humphries threw 2 second-half touchdown passes and the Chargers turned back the Steelers with a goal-line stand late in the game to earn their first trip to the Super Bowl. Neil O'Donnell's 16-yard touchdown pass to running back John L. Williams and a pair of field goals by Gary Anderson staked Pittsburgh to a 13-3 lead early in the second half. But Humphries' 43-yard touchdown pass to tight end Alfred Pupunu pulled San Diego within 13-10 midway through the third quarter, and his 43-yard strike to Tony Martin with 5:13 left in the game gave the Chargers the lead. O'Donnell tried to rally the Steelers by completing 7 consecutive passes and marching his team from its own 17-yard line to a first-and-goal at San Diego's 9. Three plays later, it was fourth-and-goal from the 3, but O'Donnell's pass, intended for running back Barry Foster, was knocked down at the goal line by Chargers linebacker Dennis Gibson with 1:04 remaining. San Diego, which came from behind to win for the second consecutive week (the Chargers beat Miami 22-21 in the divisional playoffs after trailing 21-6 at halftime), snapped a six-game losing streak in Pittsburgh despite heavy deficits in total yards (415-226), plays (80-47), and time of possession (37:13-22:47). O'Donnell passed for 349 yards for the Steelers on AFC title-game records for attempts (54) and completions (32).

<b>San Diego</b>	0	3	7	7	—	17
<b>Pittsburgh</b>	7	3	3	0	—	13

Pitt — J.L. Williams 16 pass from O'Donnell (Anderson kick)  
 SD — FG Carney 20  
 Pitt — FG Anderson 39  
 Pitt — FG Anderson 23  
 SD — Pupunu 43 pass from Humphries (Carney kick)  
 SD — Martin 43 pass from Humphries (Carney kick)

**1993**

**BUFFALO 30, KANSAS CITY 13**—Thurman Thomas rushed for 186 yards and 3 touchdowns as the Bills qualified for an unprecedented fourth consecutive Super Bowl. Thomas, who ran for 129 yards in the first two quarters, helped stake Buffalo to a 20-6 advantage at intermission by scoring on touchdown runs of 12 and 3 yards. The Chiefs had an opportunity to cut that deficit in half, marching 75 yards to the Bills' 5-yard line in the closing seconds of the first half. But Joe Montana's pass to a wide-open Kimble Anders near the goal line bounced off the running back's hands and was intercepted in the end zone by Buffalo safety Henry Jones. Montana, who completed only 9 of 23 passes for 125 yards, sat out most of the second half after suffering a concussion on the third play of the third quarter. Backup Dave Krieg, who completed 16 of 29 passes for 198 yards, came on and led a 90-yard touchdown drive that pulled Kansas City within 20-13 late in the third quarter. But Buffalo answered with a 14-play, 79-yard march capped by Steve Christie's 18-yard field goal 3:05 into the fourth quarter. Thomas' third touchdown, a 3-yard run with 5:30 remaining, put the game out of reach. Thomas averaged 5.6 yards on his 33 carries as the Bills overwhelmed the Chiefs on the ground, outrushing them 229 yards to 52.

<b>Kansas City</b>	6	0	7	0	—	13
<b>Buffalo</b>	7	13	0	10	—	30

Buff — Thomas 12 run (Christie kick)  
 KC — FG Lowery 31  
 KC — FG Lowery 31  
 Buff — Thomas 3 run (Christie kick)  
 Buff — FG Christie 23  
 Buff — FG Christie 25  
 KC — Allen 1 run (Lowery kick)  
 Buff — FG Christie 18  
 Buff — Thomas 3 run (Christie kick)

**1992**

**BUFFALO 29, MIAMI 10**—The Bills used an efficient offense and an opportunistic defense to rout the Dolphins. The Bills forced 5 turnovers, including 3 in the first half, as they built a 13-3 halftime advantage. The Dolphins fumbled away the second-half kickoff, and Buffalo recovered, then drove 24 yards to make it 20-3 on Kenneth Davis' 2-yard touchdown run. Steve Christie secured the victory with 3 more field goals, giving him a postseason-record-tying 5 for the day. Buffalo utilized a balanced attack (182 rushing yards, 176 passing yards) that held the football for more than 36 minutes. The Bills' defense limited Miami to 33 rushing yards while recording 4 sacks. Dolphins quarterback Dan Marino completed 22 of 45 passes for 268 yards and a touchdown, but he was intercepted twice and fumbled once. Buffalo advanced to its third consecutive Super Bowl, joining the Miami Dolphins of the 1971-73 seasons as the only teams to accomplish that feat.

<b>Buffalo</b>	3	10	10	6	—	29
<b>Miami</b>	3	0	0	7	—	10

Buff — FG Christie 21  
 Mia — FG Stoyanovich 51  
 Buff — Thomas 17 pass from Kelly (Christie kick)  
 Buff — FG Christie 33  
 Buff — K. Davis 2 run (Christie kick)  
 Buff — FG Christie 21  
 Buff — FG Christie 31  
 Mia — Duper 10 pass from Marino (Stoyanovich kick)  
 Buff — FG Christie 38

**1991**

**BUFFALO 10, DENVER 7**—The Bills overcame their offensive futility to win a second straight AFC championship. Buffalo collected only 213 total yards, while allowing 304 to Denver. But the Broncos managed only 1 touchdown on seven trips into Buffalo territory, including misses on 3 field-goal attempts. The game was scoreless until 5:28 remained in the third quarter, when Buffalo's Jeff Wright tipped John Elway's screen pass over the middle. Linebacker Carlton Bailey intercepted the deflected pass and returned it 11 yards for a touchdown. The Bills made it 10-0 on Scott Norwood's 44-yard field goal with 4:18 to play in the game. Denver answered with an 85-yard drive, capped by Gary Kubiak's 3-yard touchdown run with 1:43 remaining. Denver recovered the ensuing onside kick at its 49-yard line, but turned over the ball one play later when running back Steve Sewell fumbled after being hit by the Bills' Kirby Jackson. Kubiak, who entered the game in the fourth quarter when Elway was injured, completed 11 of 12 passes for 136 yards in his final NFL game.

<b>Denver</b>	0	0	0	7	—	7
<b>Buffalo</b>	0	0	7	3	—	10

Buff — Bailey 11 interception return (Norwood kick)  
 Buff — FG Norwood 44  
 Den — Kubiak 3 run (Treadwell kick)

**1990**

**BUFFALO 51, LOS ANGELES RAIDERS 3**—The Bills' No-Huddle offense overwhelmed the Raiders as Buffalo earned its first trip to the Super Bowl. The Bills set an NFL postseason record with 41 first-half points, led by Jim Kelly's 2 scoring passes to James Lofton (13 and 8 yards). Kenneth Davis rushed for 3 touchdowns (2 in the record-setting first half) to tie an AFC playoff record. Thurman Thomas finished with 138 rushing yards (including a 12-yard touchdown) and 61 receiving yards. Linebacker Darryl Talley added a 27-yard interception return. Kelly completed 17 of 23 passes for 300 yards, while Lofton had 5 receptions for 113 yards. Buffalo's 51 points also tied an AFC playoff record.

<b>L.A. Raiders</b>	3	0	0	0	—	3
<b>Buffalo</b>	21	20	0	10	—	51

Buff — Lofton 13 pass from Kelly (Norwood kick)  
 Raid — FG Jaeger 41  
 Buff — Thomas 12 run (Norwood kick)  
 Buff — Talley 27 interception return (Norwood kick)  
 Buff — K. Davis 1 run (kick blocked)  
 Buff — K. Davis 3 run (Norwood kick)  
 Buff — Lofton 8 pass from Kelly (Norwood kick)  
 Buff — K. Davis 1 run (Norwood kick)  
 Buff — FG Norwood 39

**1989**

**DENVER 37, CLEVELAND 21**—John Elway passed for 385 yards and 3 touchdowns to lead the Broncos to their third AFC title in four seasons. Elway tossed touchdown passes of 70 yards to wide receiver Michael Young and 5 yards to tight end Orson Mobley to help Denver build a 24-7 third-quarter lead. After Cleveland scored 2 quick touchdowns to pull close at 24-21, the Broncos answered by scoring on three of their four possessions in the fourth quarter. Elway hit Sammy Winder with a 39-yard touchdown, then David Treadwell kicked 34- and 31-yard field goals to clinch the victory. Elway completed 20 of 36 passes, and set club records for passing yards and total offense (424).

<b>Cleveland</b>	0	0	21	0	—	21
<b>Denver</b>	3	7	14	13	—	37

Den — FG Treadwell 39  
 Den — Young 70 pass from Elway (Treadwell kick)  
 Cle — Brennan 27 pass from Kosar (Bahr kick)  
 Den — Mobley 5 pass from Elway (Treadwell kick)  
 Den — Winder 7 run (Treadwell kick)  
 Cle — Brennan 10 pass from Kosar (Bahr kick)  
 Cle — Manoa 2 run (Bahr kick)  
 Den — Winder 39 pass from Elway (Treadwell kick)  
 Den — FG Treadwell 34  
 Den — FG Treadwell 31

**1988**

**CINCINNATI 21, BUFFALO 10**—Rookie running back Ickey Woods ran for 102 yards and 2 touchdowns to lead the Bengals to victory. Cincinnati controlled the game with its running attack, producing 175 yards on 50 rushes. The Bengals' defense chipped in with 3 interceptions, including 1 by Eric Thomas that set up Woods' first touchdown. After Buffalo tied the game at 7-7, Boomer Esiason found James Brooks for a 10-yard touchdown pass that gave Cincinnati the lead for good. Woods clinched the victory with his second scoring run, which capped a drive that was kept alive by a fake punt. The Bengals limited Buffalo to 181 total yards.

<b>Buffalo</b>	0	10	0	0	—	10
<b>Cincinnati</b>	7	7	0	7	—	21

Cin — Woods 1 run (Breech kick)  
 Buff — Reed 9 pass from Kelly (Norwood kick)  
 Cin — Brooks 10 pass from Esiason (Breech kick)  
 Buff — FG Norwood 39  
 Cin — Woods 1 run (Breech kick)

**1987**

**DENVER 38, CLEVELAND 33**—Jeremiah Castille's fumble recovery at the 3-yard line with 1:05 to play preserved the Broncos' victory over the Browns. Denver built leads of 21-3 and 28-10 before Cleveland stormed back behind quarterback Bernie Kosar to tie the game at 31-31. The Broncos answered with a 75-yard drive, capped by John Elway's 20-yard scoring pass to Sammy Winder, to take a 38-31 lead with 4:01 left. The Browns took the ensuing kickoff and drove 67 yards to the Broncos' 8, where Earnest Byner took a handoff and had a clear path to the tying score. But Castille stripped the ball from Byner, then recovered it at the 3-yard line to dash the Browns' hopes. Kosar completed 26 of 41 passes for 356 yards and 3 touchdowns for Cleveland, while Elway passed for 281 yards and 3 touchdowns for Denver.

<b>Cleveland</b>	0	3	21	9	—	33
<b>Denver</b>	14	7	10	7	—	38

Den — Nattiel 8 pass from Elway (Karlis kick)  
 Den — Sewell 1 run (Karlis kick)  
 Cle — FG Bahr 24  
 Den — Lang 1 run (Karlis kick)  
 Cle — Langhorne 18 pass from Kosar (Bahr kick)  
 Den — Jackson 80 pass from Elway (Karlis kick)  
 Cle — Byner 32 pass from Kosar (Bahr kick)  
 Cle — Byner 4 run (Bahr kick)  
 Den — FG Karlis 38  
 Cle — Slaughter 4 pass from Kosar (Bahr kick)  
 Den — Winder 20 pass from Elway (Karlis kick)  
 Cle — Safety, Horan ran out of end zone

**1986**

**DENVER 23, CLEVELAND 20 (OT)**—Rich Karlis' 33-yard field goal 5:38 into overtime gave the Broncos a dramatic victory over the Browns. Trailing 20-13, Den-



## CHAMPIONSHIP GAMES

ver assumed possession at its 2-yard line with 5:32 left in regulation. In 15 plays, John Elway drove the Broncos 98 yards to the tying touchdown on a 5-yard pass to Mark Jackson with 37 seconds left. Elway was 6 of 9 for 78 yards on the drive, including a key 20-yard completion to Jackson on third-and-18 from the Browns' 48. He also scrambled twice for 20 yards. After the Broncos forced the Browns to punt in overtime, Elway completed passes of 22 and 28 yards to lead a 60-yard drive to the winning field goal. Elway finished with 22 completions in 38 attempts for 244 yards. He also rushed for 56 yards on 4 carries. The Browns' Bernie Kosar completed 18 of 32 passes for 259 yards and 2 touchdowns, including a 48-yard scoring strike to Brian Brennan that gave Cleveland a 20-13 fourth-quarter lead.

**Denver** 0 10 3 7 3 — 23

**Cleveland** 7 3 0 10 0 — 20

Cle — Fontenot 6 pass from Kosar (Moseley kick)

Den — FG Karlis 19

Den — Willhite 1 run (Karlis kick)

Cle — FG Moseley 29

Den — FG Karlis 26

Cle — FG Moseley 24

Cle — Brennan 48 pass from Kosar (Moseley kick)

Den — Jackson 5 pass from Elway (Karlis kick)

Den — FG Karlis 33

### 1985

**NEW ENGLAND 31, MIAMI 14**—The Patriots picked an opportune time to end their 18-game losing streak in the Orange Bowl, converting 4 of 6 turnovers into 24 points to win their first AFC title. A fumble recovery set up New England's first points, a field goal by Tony Franklin. Miami responded with an 80-yard touchdown drive for a 7-3 lead, the Dolphins' only lead of the day. Tony Eason answered with touchdown passes to Tony Collins, Derrick Ramsey, and Robert Weathers, giving New England a 24-7 third-quarter lead. The scoring passes to Ramsey and Weathers were set up by fumble recoveries. After Miami closed to 24-14, the Patriots clinched the victory on Mosi Tatupu's 1-yard touchdown run with 7:34 to play. Tatupu's score also was set up by a fumble recovery. The Patriots rushed for 255 yards, led by Craig James (22 carries for 105 yards) and Weathers (16 for 87). With the victory, the Patriots became the last of the original eight AFL teams to win an AFL or AFC title. Miami lost for the first time in six AFC championship games.

**New England** 3 14 7 7 — 31

**Miami** 0 7 0 7 — 14

NE — FG Franklin 23

Mia — Johnson 10 pass from Marino (Revez kick)

NE — Collins 4 pass from Eason (Franklin kick)

NE — D. Ramsey 1 pass from Eason (Franklin kick)

NE — Weathers 2 pass from Eason (Franklin kick)

Mia — Nathan 10 pass from Marino (Revez kick)

NE — Tatupu 1 run (Franklin kick)

### 1984

**MIAMI 45, PITTSBURGH 28**—Dan Marino passed for 421 yards and 4 touchdowns, both AFC Championship Game records, to lead the Dolphins to victory. Marino found Mark Clayton for a 40-yard scoring pass on Miami's first possession. The Steelers, however, used their ground attack to forge a 14-10 second-quarter lead. That lead lasted only 1:22, the time it took Marino to drive Miami 77 yards, the last 41 on his scoring toss to Mark Duper, which gave the Dolphins the lead for good. Marino finished with 21 completions in 32 attempts. His favorite targets were running back Tony Nathan (8 catches for 114 yards), Duper (5 for 148 and 2 touchdowns), and Mark Clayton (4 for 95 and 1 score). Miami amassed 569 total yards to 455 for Pittsburgh. The Steelers' Mark Malone could not keep up with Marino, despite passing for 312 yards and 3 touchdowns. John Stallworth caught 4 passes for 111 yards, including touchdowns of 65 and 19 yards, in what turned out to be the last postseason game for the Steelers' great.

**Pittsburgh** 7 7 7 7 — 28

**Miami** 7 17 14 7 — 45

Mia — Clayton 40 pass from Marino

(von Schamann kick)

Pitt — Erenberg 7 run (Anderson kick)

Mia — FG von Schamann 26

Pitt — Stallworth 65 pass from Malone (Anderson kick)

Mia — Duper 41 pass from Marino

(von Schamann kick)

Mia — Nathan 2 run (von Schamann kick)

Mia — Duper 36 pass from Marino

(von Schamann kick)

Pitt — Stallworth 19 pass from Malone

(Anderson kick)

Mia — Bennett 1 run (von Schamann kick)

Mia — Moore 6 pass from Marino

(von Schamann kick)

Pitt — Capers 29 pass from Malone (Anderson kick)

### 1983

**LOS ANGELES RAIDERS 30, SEATTLE 14**—The Raiders dominated the Seahawks to avenge two regular-season defeats to Seattle. Los Angeles stacked its defensive line, limiting Seahawks running back Curt Warner to 26 rushing yards. Seattle was forced to go to the air, and the results were disastrous—5 interceptions and 4 sacks. Meanwhile, the Raiders amassed 401 total yards, led by Marcus Allen, who ran for 154 yards on 25 carries and caught 7 passes for 62 yards. Los Angeles built a 20-0 halftime lead on the strength of 2 field goals by Chris Bahr and 2 touchdown runs by Frank Hawkins. Both of Hawkins' scores were set up by passes from Jim Plunkett to Malcolm Barnwell. The Raiders clinched the victory with a 2-play drive in the third quarter. Allen broke off a 46-yard run, then caught a 3-yard touchdown pass to make it 27-0. Plunkett was 17 of 24 for 214 yards, including 5 to Barnwell for 116 yards.

**Seattle** 0 0 7 7 — 14

**L.A. Raiders** 3 17 7 3 — 30

Raid — FG Bahr 20

Raid — Hawkins 1 run (Bahr kick)

Raid — Hawkins 5 run (Bahr kick)

Raid — FG Bahr 45

Raid — Allen 3 pass from Plunkett (Bahr kick)

Sea — Doornink 11 pass from Zorn (N. Johnson kick)

Raid — FG Bahr 35

Sea — Young 9 pass from Zorn (N. Johnson kick)

### 1982

**MIAMI 14, NEW YORK JETS 0**—Linebacker A.J. Duhe scored one touchdown and set up another to lead the Dolphins to victory. The day belonged to the defenses, thanks to a steady downpour that turned the field to mud and made the football slippery. Neither offense threatened in a first half that ended 0-0. On the opening drive of the third quarter, Duhe intercepted a tipped pass from Richard Todd at the Jets' 48. An eight-play drive ensued, capped by Woody Bennett's 7-yard touchdown run. In the fourth quarter, Duhe picked off a screen pass in the Jets' backfield and returned it 35 yards for the clinching touchdown. The teams combined for just 337 total yards (198 by Miami, 139 by New York).

**N.Y. Jets** 0 0 0 0 — 0

**Miami** 0 0 7 7 — 14

Mia — Bennett 7 run (von Schamann kick)

Mia — Duhe 35 interception return

(von Schamann kick)

### 1981

**CINCINNATI 27, SAN DIEGO 7**—The Bengals shut down the Chargers' record-setting passing attack to win one of the coldest games in NFL history. The temperature was minus-9 degrees at game time, and a 35-mile per hour wind created a wind-chill factor of minus-59 degrees. Cincinnati scored first, on a 31-yard field goal by Jim Breech. On the ensuing kickoff, San Diego's James Brooks fumbled, and the Bengals recovered to set up a touchdown that made it 10-0. San Diego cut the lead to 10-7, but the Bengals, aided by a long kickoff return, answered quickly with a short touchdown drive that gave them a 17-7 halftime lead. In the second half, Cincinnati converted a fumble recovery into a field goal, then drove 68 yards in 14 plays for the clinching touchdown. San Diego, which averaged more than 300 passing yards a game during the regular season, managed only 173.

**San Diego** 0 7 0 0 — 7

**Cincinnati** 10 7 3 7 — 27

Cin — FG Breech 31

Cin — M.L. Harris 8 pass from Anderson

(Breech kick)

SD — Winslow 33 pass from Fouts (Benirschke kick)

Cin — Johnson 1 run (Breech kick)

Cin — FG Breech 38

Cin — Bass 3 pass from Anderson (Breech kick)

### 1980

**OAKLAND 34, SAN DIEGO 27**—The Raiders built a 28-7 lead, then used a ball-control offense to hold off the Chargers and become the second wild-card team to qualify for the Super Bowl. The Raiders moved at will during a first half reminiscent of AFL shootouts in the 1960s. Jim Plunkett passed for 2 touchdowns and ran for 1 to give Oakland a 21-7 lead at the end of the first quarter. After Mark van Eeghen's 3-yard run made it 28-7, the Chargers rallied to within 28-24 in the third period. But the Raiders answered with two time-consuming field-goal drives to make it 34-24, and after San Diego kicked a field goal to close within 7 points, the Raiders ran the final 6:43 off the clock. Plunkett completed 14 of 18 passes for 261 yards, including 5 completions to tight end Raymond Chester for 102 yards and a score.

**Oakland** 21 7 3 3 — 34

**San Diego** 7 7 10 3 — 27

Oak — Chester 65 pass from Plunkett (Bahr kick)

SD — Joiner 48 pass from Fouts (Benirschke kick)

Oak — Plunkett 5 run (Bahr kick)

Oak — King 21 pass from Plunkett (Bahr kick)

Oak — van Eeghen 3 run (Bahr kick)

SD — Joiner 8 pass from Fouts (Benirschke kick)

SD — FG Benirschke 26

SD — Muncie 6 run (Benirschke kick)

Oak — FG Bahr 27

Oak — FG Bahr 33

SD — FG Benirschke 27

### 1979

**PITTSBURGH 27, HOUSTON 13**—The Steelers used a stifling run defense to hold off the Oilers and advance to their fourth Super Bowl. Pittsburgh limited Houston to 24 rushing yards, including only 15 yards on 17 carries by NFL rushing champion Earl Campbell. Still, Houston led 7-0 after Vernon Perry returned an interception 75 yards for a touchdown. Terry Bradshaw rebounded to fire touchdown passes to Bennie Cunningham (16 yards) and John Stallworth (20 yards) to help the Steelers take a 17-10 halftime lead. The Oilers cut the deficit to 17-13 early in the fourth quarter, but Pittsburgh answered with a long drive for a field goal. The Steelers then recovered a fumble to set up Rocky Bleier's 4-yard touchdown run that clinched the victory. The Steelers totaled 358 yards while limiting the Oilers to 227.

**Houston** 7 3 0 3 — 13

**Pittsburgh** 3 14 0 10 — 27

Hou — Perry 75 interception return (Fritsch kick)

Pitt — FG Bahr 21

Hou — FG Fritsch 27

Pitt — Cunningham 16 pass from Bradshaw

(Bahr kick)

Pitt — Stallworth 20 pass from Bradshaw (Bahr kick)

Hou — FG Fritsch 23

Pitt — FG Bahr 39

Pitt — Bleier 4 run (Bahr kick)

### 1978

**PITTSBURGH 34, HOUSTON 5**—The Steelers' defense and freezing rain combined to pound the Oilers. Pittsburgh collected 9 turnovers, shortening the field for the Steelers' offense (their longest drive of the day was 57 yards). Leading 14-3, Pittsburgh exploded for 17 points in the final 1:30 of the first half. Fumble recoveries set up Terry Bradshaw's touchdown passes to Lynn Swann (29 yards) and John Stallworth (17 yards), and Roy Gerela's 37-yard field goal that made it 31-3 at intermission. The Steelers recorded interceptions on 4 of the Oilers' 6 second-half possessions. The teams combined for a postseason-record 12 fumbles.

**Houston** 0 3 2 0 — 5

**Pittsburgh** 14 17 3 0 — 34

Pitt — Harris 7 run (Gerela kick)

Pitt — Bleier 15 run (Gerela kick)

Hou — FG Fritsch 19

# CHAMPIONSHIP GAMES

Pitt — Swann 29 pass from Bradshaw (Gerela kick)  
 Pitt — Stallworth 17 pass from Bradshaw (Gerela kick)  
 Pitt — FG Gerela 37  
 Pitt — FG Gerela 22  
 Hou — Safety, Washington tackled Bleier in end zone

## 1977

**DENVER 20, OAKLAND 17**—The Broncos used three big plays to win in their first title-game appearance. Two plays after falling behind 3-0, Craig Morton threw a 35-yard pass to Haven Moses, who outraced the Raiders' secondary to complete a 74-yard touchdown pass. In the third quarter, Brison Manor recovered a fumble at the Raiders' 17 to set up Jon Keyworth's 1-yard touchdown run, which gave Denver a 14-3 lead. After Oakland cut the deficit to 14-10, Denver linebacker Bob Swenson intercepted Ken Stabler's pass and returned it to the Oakland 17, setting up Moses' second touchdown catch. Moses finished with 5 receptions for 168 yards.

<b>Oakland</b>	3	0	0	14	—	17
<b>Denver</b>	7	0	7	6	—	20

Oak — FG Mann 20  
 Den — Moses 74 pass from Morton (Turner kick)  
 Den — Keyworth 1 run (Turner kick)  
 Oak — Casper 7 pass from Stabler (Mann kick)  
 Den — Moses 12 pass from Morton (pass failed)  
 Oak — Casper 17 pass from Stabler (Mann kick)

## 1976

**OAKLAND 24, PITTSBURGH 7**—The Raiders played mistake-free football to end the reign of the two-time Super Bowl champion Steelers. The Raiders parlayed a partially blocked punt into a 3-0 first-quarter lead. They made it 10-0 in the second period when linebacker Willie Hall intercepted Terry Bradshaw's pass and returned it to the Steelers' 1, setting up Clarence Davis' 1-yard scoring run. After Pittsburgh closed the gap to 10-7, Ken Stabler's 4-yard touchdown pass to Warren Bankston seconds before halftime gave Oakland a 17-7 lead. Stabler added a 5-yard scoring pass to Pete Banaszak in the third quarter to complete the scoring.

<b>Pittsburgh</b>	0	7	0	0	—	7
<b>Oakland</b>	3	14	7	0	—	24

Oak — FG Mann 39  
 Oak — Davis 1 run (Mann kick)  
 Pitt — Harrison 3 run (Mansfield kick)  
 Oak — Bankston 4 pass from Stabler (Mann kick)  
 Oak — Banaszak 5 pass from Stabler (Mann kick)

## 1975

**PITTSBURGH 16, OAKLAND 10**—The Steelers held off the Raiders in a game punctuated by hard hitting and a furious fourth quarter. The defenses and the playing conditions (wind, snow flurries, and 16-degree temperatures) combined to make the first three quarters a defensive struggle. Leading 3-0 in the fourth period, Pittsburgh broke through when linebacker Jack Lambert recovered a fumble in Raiders' territory to set up Franco Harris' 25-yard scoring run. After the Raiders answered with a 14-yard touchdown pass from Ken Stabler to Mike Siani, Lambert recovered another fumble (his third recovery of the day) to set up Terry Bradshaw's touchdown pass to John Stallworth. In the final minute, Oakland kicked a field goal to make it 16-10, then recovered an onside kick. Stabler completed a long pass to Cliff Branch, who made it to the Steelers' 15 but could not get out of bounds before time expired.

<b>Oakland</b>	0	0	0	10	—	10
<b>Pittsburgh</b>	0	3	0	13	—	16

Pitt — FG Gerela 36  
 Pitt — Harris 25 run (Gerela kick)  
 Oak — Siani 14 pass from Stabler (Blanda kick)  
 Pitt — Stallworth 20 pass from Bradshaw (no kick bad snap)  
 Oak — FG Blanda 41

## 1974

**PITTSBURGH 24, OAKLAND 13**—The Steelers won their first championship of any kind thanks to a defense that allowed only 29 rushing yards and an offense that exploded for 3 fourth-quarter touchdowns. Trailing 10-3, Pittsburgh tied the game in the fourth quarter on Franco Harris' 8-yard touchdown run. After the ensuing

kickoff, linebacker Jack Ham intercepted a pass to set up Terry Bradshaw's 6-yard touchdown pass to Lynn Swann that gave Pittsburgh a 17-10 lead. The Raiders answered by driving to the Steelers' 7, but were forced to settle for a field goal. Another interception set up Harris' second touchdown run, which clinched the victory. Harris ran for 111 of the Steelers' 210 rushing yards.

<b>Pittsburgh</b>	0	3	0	21	—	24
<b>Oakland</b>	3	0	7	3	—	13

Oak — FG Blanda 40  
 Pitt — FG Gerela 23  
 Oak — Branch 38 pass from Stabler (Blanda kick)  
 Pitt — Harris 8 run (Gerela kick)  
 Pitt — Swann 6 pass from Bradshaw (Gerela kick)  
 Oak — FG Blanda 24  
 Pitt — Harris 21 run (Gerela kick)

## 1973

**MIAMI 27, OAKLAND 10**—The Dolphins used a methodical running game to pound out a victory over the Raiders. Larry Csonka gave Miami a 7-0 lead with an 11-yard touchdown run, which was set up by quarterback Bob Griese's 27-yard scramble. Csonka's second touchdown run made it 14-0 just before halftime. The teams traded field goals, then Oakland's Ken Stabler found Mike Siani for a 25-yard touchdown pass that made it 17-10. But in the fourth quarter, the Dolphins countered with another field goal and Csonka's third touchdown of the day to seal the victory. Miami averaged 5 yards a carry while compiling 266 rushing yards. Csonka gained 117 yards on 29 carries.

<b>Oakland</b>	0	0	10	0	—	10
<b>Miami</b>	7	7	3	10	—	27

Mia — Csonka 11 run (Yeapremian kick)  
 Mia — Csonka 2 run (Yeapremian kick)  
 Oak — FG Blanda 21  
 Mia — FG Yeapremian 42  
 Oak — Siani 25 pass from Stabler (Blanda kick)  
 Mia — FG Yeapremian 26  
 Mia — Csonka 2 run (Yeapremian kick)

## 1972

**MIAMI 21, PITTSBURGH 17**—Quarterback Bob Griese came off the bench in the second half to lead the Dolphins to victory and preserve their hopes of a perfect season. Griese, who had been sidelined for 10 weeks with an ankle injury, directed an 80-yard drive to give Miami its first lead at 14-10. The key play on the drive was Griese's 52-yard pass to Paul Warfield. Griese then led a 49-yard touchdown march that increased Miami's lead to 21-10 in the fourth quarter. Pittsburgh closed within 21-17, but the Steelers were stymied by 2 interceptions after that. Miami's first touchdown was set up by punter Larry Seiple, who ran 37 yards out of punt formation to the Steelers' 12 in the second quarter.

<b>Miami</b>	0	7	7	7	—	21
<b>Pittsburgh</b>	7	0	3	7	—	17

Pitt — Mullins fumble recovery in end zone (Gerela kick)  
 Mia — Csonka 9 pass from Morrall (Yeapremian kick)  
 Pitt — FG Gerela 14  
 Mia — Kiick 2 run (Yeapremian kick)  
 Mia — Kiick 3 run (Yeapremian kick)  
 Pitt — Young 12 pass from Bradshaw (Gerela kick)

## 1971

**MIAMI 21, BALTIMORE 0**—The Dolphins used big plays to upend the defending Super Bowl champion Colts. Miami took a quick 7-0 lead when the Colts' defense, frozen by Bob Griese's play-action fake, allowed Paul Warfield to get behind them for a 75-yard touchdown catch. It stayed that way until the third quarter, when the Colts' Johnny Unitas tried to go deep. His underthrown pass was intercepted by Dick Anderson, who weaved his way 62 yards for a touchdown that gave Miami a 14-0 lead. The Dolphins put the game away in the fourth quarter when Griese hit Warfield again, this time for 50 yards, to set up Larry Csonka's 5-yard touchdown run. Baltimore outgained Miami 302 yards to 286.

<b>Baltimore</b>	0	0	0	0	—	0
<b>Miami</b>	7	0	7	7	—	21

Mia — Warfield 75 pass from Griese (Yeapremian kick)

Mia — Anderson 62 interception return (Yeapremian kick)  
 Mia — Csonka 5 run (Yeapremian kick)

## 1970

**BALTIMORE 27, OAKLAND 17**—Johnny Unitas completed only 11 of 30 passes, but he made them count for 245 yards to lift the Colts to victory in the first AFC title game. Unitas' passing spotted Baltimore to a 10-0 lead, but the Raiders, led by 43-year-old quarterback George Blanda, tied the game on a field goal and Blanda's 38-yard scoring pass to Fred Biletnikoff. Unitas responded by leading Baltimore to a field goal and a touchdown, but Blanda came right back with another scoring pass to make it 20-17. After that, however, Blanda suffered 2 interceptions in the Colts' end zone, and Unitas found Ray Perkins for a 68-yard scoring pass that clinched the victory. Blanda was 17 of 32 for 271 yards.

<b>Oakland</b>	0	3	7	7	—	17
<b>Baltimore</b>	3	7	10	7	—	27

Balt — FG O'Brien 16  
 Balt — Bulaich 2 run (O'Brien kick)  
 Oak — FG Blanda 48  
 Oak — Biletnikoff 38 pass from Blanda (Blanda kick)  
 Balt — FG O'Brien 23  
 Balt — Bulaich 11 run (O'Brien kick)  
 Oak — Wells 15 pass from Blanda (Blanda kick)  
 Balt — Perkins 68 pass from Unitas (O'Brien kick)

## 1969

**KANSAS CITY 17, OAKLAND 7**—The Chiefs used a stellar defensive effort to win their third league title in the last AFL Championship Game. The Raiders took an early 7-0 lead on Charlie Smith's 3-yard touchdown run, but they were shut out after that. Meanwhile, the Chiefs tied the game on Wendell Hayes' 1-yard scoring run, which was set up by Len Dawson's 41-yard pass to Frank Pitts. In the third period, Kansas City drove 94 yards to the tie-breaking touchdown on Robert Holmes' 5-yard run. Leading 14-7, the Chiefs tried to give the game away in the fourth quarter, fumbling 3 times inside their 40. But the defense turned the Raiders away with 2 interceptions and a sack, and then the offense added a field goal. The Chiefs held the Raiders to 233 total yards while intercepting 4 passes, all inside the Chiefs' 30.

<b>Kansas City</b>	0	7	7	3	—	17
<b>Oakland</b>	7	0	0	0	—	7

Oak — Smith 3 run (Blanda kick)  
 KC — Hayes 1 run (Stenerud kick)  
 KC — Holmes 5 run (Stenerud kick)  
 KC — FG Stenerud 22

## 1968

**NEW YORK JETS 27, OAKLAND 23**—A rookie mistake helped the Jets defeat the Raiders in frigid conditions. Oakland gained 443 yards to 400 for New York as the teams combined for 96 pass attempts. The Raiders rallied from deficits of 10-0 and 20-13 to take a 23-20 lead in the fourth quarter. Jets quarterback Joe Namath responded with his second scoring pass of the day to Don Maynard to reclaim the lead for New York. Daryle Lamonica, who completed 20 of 47 passes for 401 yards, marched the Raiders to the Jets' 24 with two minutes to play. He threw a backwards swing pass to rookie halfback Charlie Smith, who could not make the catch but failed to cover the loose ball. The Jets recovered the fumbled lateral to secure the victory. Namath completed 19 of 49 passes for 266 yards and 3 touchdowns. The Raiders' Fred Biletnikoff had 7 catches for 190 yards.

<b>Oakland</b>	0	10	3	10	—	23
<b>N.Y. Jets</b>	10	3	7	7	—	27

NYJ — Maynard 14 pass from Namath (J. Turner kick)  
 NYJ — FG J. Turner 33  
 Oak — Biletnikoff 29 pass from Lamonica (Blanda kick)  
 NYJ — FG J. Turner 36  
 Oak — FG Blanda 26  
 Oak — FG Blanda 9  
 NYJ — Lammons 20 pass from Namath (J. Turner kick)  
 Oak — FG Blanda 20

## CHAMPIONSHIP GAMES

Oak — Banaszak 5 run (Blanda kick)  
 NYJ — Maynard 6 pass from Namath  
 (J. Turner kick)

### 1967

**OAKLAND 40, HOUSTON 7**—A touchdown on a fake field goal propelled the Raiders to an easy victory over the Oilers. Oakland built a 10-0 lead on a 37-yard field goal by George Blanda and Hewritt Dixon's 69-yard touchdown run. Late in the first half, the Raiders lined up for another field goal. This time, however, holder Daryle Lamonica rolled to his right and threw a 17-yard touchdown pass to Dave Kocourek for a 17-0 halftime lead. The Raiders coasted from there, led by a running attack that amassed 263 yards. Dixon (21 for 144 yards) and Pete Banaszak (15 for 116) led the ground game.

<b>Houston</b>	0	0	0	7	—	7
<b>Oakland</b>	3	14	10	13	—	40

Oak — FG Blanda 37  
 Oak — Dixon 69 run (Blanda kick)  
 Oak — Kocourek 17 pass from Lamonica  
 (Blanda kick)  
 Oak — Lamonica 1 run (Blanda)  
 Oak — FG Blanda 40  
 Oak — FG Blanda 42  
 Hou — Frazier 5 pass from Beathard (Wittenborn kick)  
 Oak — FG Blanda 36  
 Oak — Miller 12 pass from Lamonica (Blanda kick)

### 1966

**KANSAS CITY 31, BUFFALO 7**—An interception just before halftime was the turning point as the Chiefs earned a spot in the first Super Bowl. Len Dawson fired 2 touchdown passes to give Kansas City a 14-7 lead. Near the end of the first half, Buffalo, led by quarterback Jack Kemp, advanced to the Chiefs' 10. But Kemp's bid for the tying touchdown pass was thwarted by Chiefs safety Johnny Robinson, who intercepted Kemp's pass in the end zone and returned it 72 yards to set up a field goal. Instead of a 14-14 tie, Kansas City led 17-7 at halftime, then put the game away with 2 touchdown runs by Mike Garrett in the fourth period. Dawson completed 16 of 24 passes for 227 yards. Kemp passed for 253 yards.

<b>Kansas City</b>	7	10	0	14	—	31
<b>Buffalo</b>	7	0	0	0	—	7

KC — Arbanas 29 pass from Dawson (Mercer kick)  
 Buff — Dubenion 69 pass from Kemp (Lusteg kick)  
 KC — Taylor 29 pass from Dawson (Mercer kick)  
 KC — FG Mercer 32  
 KC — Garrett 1 run (Mercer kick)  
 KC — Garrett 18 run (Mercer kick)

### 1965

**BUFFALO 23, SAN DIEGO 0**—The Bills used a host of defensive alignments to shut out the Chargers. San Diego had outgained Buffalo 816-381 in two regular-season meetings, but in this game the Bills employed three-man lines, safety blitzes, and double coverage of receiver Lance Alworth to limit San Diego to 229 total yards. San Diego's defense was equally successful for the first 25 minutes, until the Bills broke through on Jack Kemp's 18-yard touchdown pass to Ernie Warlick. Minutes later, George (Butch) Byrd returned a punt 74 yards for a touchdown to give Buffalo a 14-0 halftime lead. The Bills added 3 field goals in the second half.

<b>Buffalo</b>	0	14	6	3	—	23
<b>San Diego</b>	0	0	0	0	—	0

Buff — Warlick 18 pass from Kemp (Gogolak kick)  
 Buff — Byrd 74 punt return (Gogolak kick)  
 Buff — FG Gogolak 11  
 Buff — FG Gogolak 39  
 Buff — FG Gogolak 32

### 1964

**BUFFALO 20, SAN DIEGO 7**—The Bills utilized a balanced attack to defeat the Chargers. San Diego scored on its first possession, and was threatening again, when star running back Keith Lincoln left with an injury. The Chargers struggled after that, while the Bills, led by Cookie Gilchrist (16 carries for 122 yards), took control. Jack Kemp clinched the victory in the fourth quarter by passing 48 yards to Glenn Bass, then sneaking 1 yard

for a touchdown on the next play. Buffalo ran for 219 yards and passed for 168.

<b>San Diego</b>	7	0	0	0	—	7
<b>Buffalo</b>	3	10	0	7	—	20

SD — Kocourek 26 pass from Rote (Lincoln kick)  
 Buff — FG Gogolak 12  
 Buff — Carlton 4 run (Gogolak kick)  
 Buff — FG Gogolak 17  
 Buff — Kemp 1 run (Gogolak kick)

### 1963

**SAN DIEGO 51, BOSTON 10**—Keith Lincoln put on a spectacular display as the Chargers crushed the Patriots. Lincoln rushed for 206 yards on only 13 carries (15.9-yard average per carry), including a 67-yard touchdown run that helped San Diego build a 21-7 first-quarter lead. He also caught 7 passes for 123 yards, including a 25-yard touchdown pass from John Hadl. Lincoln, with 329 total yards from scrimmage, outgained the Patriots, who had only 261. He also completed a pass for 20 yards. The Chargers finished with 610 yards of total offense, including 318 rushing yards.

<b>Boston</b>	7	3	0	0	—	10
<b>San Diego</b>	21	10	7	13	—	51

SD — Rote 2 run (Blair kick)  
 SD — Lincoln 67 run (Blair kick)  
 Bos — Garron 7 run (Cappelletti kick)  
 SD — Lowe 58 run (Blair kick)  
 SD — FG Blair 11  
 Bos — FG Cappelletti 15  
 SD — Norton 14 pass from Rote (Blair kick)  
 SD — Alworth 48 pass from Rote (Blair kick)  
 SD — Lincoln 25 pass from Hadl (pass failed)  
 SD — Hadl 1 run (Blair kick)

### 1962

**DALLAS TEXANS 20, HOUSTON 17 (OT)**—Tommy Brooker's 25-yard field goal after 17:54 of overtime lifted the Texans over the Oilers in the longest game in history (to that point). Dallas built a 17-0 halftime lead behind Abner Haynes, who had a touchdown rushing and receiving. But then the Texans turned conservative, and Houston rallied to tie. In overtime, despite Haynes' gaffe on the coin toss that gave the Oilers both the football and the wind, neither team could score. Dallas finally broke through when defensive end Bill Hull intercepted a pass and returned it to midfield. The Texans drove to the Houston 18 to position Brooker for the winning kick. Dallas' defense made numerous big plays, intercepting 5 passes and blocking a potential winning field goal.

<b>Dallas Texans</b>	3	14	0	0	0	3	—	20
<b>Houston</b>	0	0	7	10	0	0	—	17

Dall — FG Brooker 16  
 Dall — Haynes 28 pass from Dawson (Brooker kick)  
 Dall — Haynes 2 run (Brooker kick)  
 Hou — Deweall 15 pass from Blanda (Blanda kick)  
 Hou — FG Blanda 31  
 Hou — Tolar 1 run (Blanda kick)  
 Dall — FG Brooker 25

### 1961

**HOUSTON 10, SAN DIEGO 3**—George Blanda kicked and passed the Oilers to victory over the Chargers. The game was expected to be a shootout, but 7 turnovers by Houston and 6 by San Diego turned it into a defensive battle. The only score of the first half, Blanda's 46-yard field goal, was set up by a 9-yard punt. In the third quarter, Blanda led the Oilers 80 yards, the last 35 coming on his pass to Billy Cannon. San Diego managed a field goal early in the fourth quarter, but no more.

<b>Houston</b>	0	3	7	0	—	10
<b>San Diego</b>	0	0	0	3	—	3

Hou — FG Blanda 46  
 Hou — Cannon 35 pass from Blanda (Blanda kick)  
 SD — FG Blair 12

### 1960

**HOUSTON 24, LOS ANGELES CHARGERS 16**—George Blanda passed for 301 yards and 3 scores to lead the Oilers over the Chargers in the first AFL Championship Game. Blanda threw a 17-yard touchdown pass to Dave Smith and kicked an 18-yard field goal to give Houston a 10-9 halftime lead. Blanda made it 17-9 with a 7-yard scoring pass to Bill Groman, but the

Chargers answered with a 2-yard scoring run by Paul Lowe. Blanda struck again in the fourth quarter, hitting Billy Cannon on third-and-9 from the Oilers' 12. Cannon broke a tackle and was off to the races for an 88-yard touchdown pass. Trailing 24-16, the Chargers had a chance to tie (the AFL allowed 2-point conversions), but they were stopped at Houston's 22 in the final minute. Lowe led Los Angeles with 165 yards on 21 carries.

<b>L.A. Chargers</b>	6	3	7	0	—	16
<b>Houston</b>	0	10	7	7	—	24

LA — FG Agajanian 38  
 LA — FG Agajanian 22  
 Hou — Smith 17 pass from Blanda (Blanda kick)  
 Hou — FG Blanda 18  
 LA — FG Agajanian 27  
 Hou — Groman 7 pass from Blanda (Blanda kick)  
 LA — Lowe 2 run (Agajanian kick)  
 Hou — Cannon 88 pass from Blanda (Blanda kick)



**AFC CHAMPIONSHIP GAME RECORDS**

**INDIVIDUAL RECORDS**

**GAMES**

**Most Games Played**

- 10 George Blanda, Houston, 1960-62, Oakland, 1967-70, 1973-75
- Gene Upshaw, Oakland, 1967-70, 1973-77, 1980

**SCORING**

**Most Points, Game**

- 18 Larry Csonka, Miami vs. Oakland, 1973 (3-r)
- Kenneth Davis, Buffalo vs. L.A. Raiders, 1990 (3-r)
- Thurman Thomas, Buffalo vs. Kansas City, 1993 (3-r)

**TOUCHDOWNS**

**Most Touchdowns, Game**

- 3 Larry Csonka, Miami vs. Oakland, 1973 (3-r)
- Kenneth Davis, Buffalo vs. L.A. Raiders, 1990 (3-r)
- Thurman Thomas, Buffalo vs. Kansas City, 1993 (3-r)

**POINTS AFTER TOUCHDOWN**

**Most Points After Touchdown, Game**

- 6 George Blair, San Diego vs. Boston, 1963 (6 att)
- Uwe von Schamann, Miami vs. Pittsburgh, 1984 (6 att)
- Scott Norwood, Buffalo vs. L.A. Raiders, 1990 (7 att)

**FIELD GOALS**

**Most Field Goals Attempted, Game**

- 6 George Blanda, Oakland vs. Houston, 1967
- Steve Christie, Buffalo vs. Miami, 1992

**Most Field Goals, Game**

- 5 Steve Christie, Buffalo vs. Miami, 1992
- Adam Vinatieri, New England vs. Indianapolis, 2003

**Longest Field Goal**

- 51 Pete Stoyanovich, Miami vs. Buffalo, 1992

**RUSHING**

**ATTEMPTS**

**Most Attempts, Game**

- 33 Thurman Thomas, Buffalo vs. Kansas City, 1993

**YARDS GAINED**

**Most Yards Gained, Game**

- 206 Keith Lincoln, San Diego vs. Boston, 1963

**Longest Run From Scrimmage**

- 69 Hewritt Dixon, Oakland vs. Houston, 1967 (TD)

**TOUCHDOWNS**

**Most Touchdowns, Game**

- 3 Larry Csonka, Miami vs. Oakland, 1973
- Kenneth Davis, Buffalo vs. L.A. Raiders, 1990
- Thurman Thomas, Buffalo vs. Kansas City, 1993

**PASSING**

**ATTEMPTS**

**Most Passes Attempted, Game**

- 54 Neil O'Donnell, Pittsburgh vs. San Diego, 1994

**COMPLETIONS**

**Most Passes Completed, Game**

- 32 Neil O'Donnell, Pittsburgh vs. San Diego, 1994

**COMPLETION PERCENTAGE**

**Highest Completion Percentage, Game (20 att)**

- 73.9 Jim Kelly, Buffalo vs. L.A. Raiders, 1990 (23-17)

**YARDS GAINED**

**Most Yards Gained, Game**

- 421 Dan Marino, Miami vs. Pittsburgh, 1984 (32-21)

**Longest Pass Completion**

- 96 Trent Dilfer (to Sharpe), Baltimore vs. Oakland, 2000 (TD)

**TOUCHDOWNS**

**Most Touchdown Passes, Game**

- 4 Dan Marino, Miami vs. Pittsburgh, 1984

**HAD INTERCEPTED**

**Most Attempts Without Interception, Game**

- 54 Neil O'Donnell, Pittsburgh vs. San Diego, 1994

**Most Passes Had Intercepted, Game**

- 5 George Blanda, Houston vs. San Diego, 1961; vs. Dallas, 1962
- Dan Pastorini, Houston vs. Pittsburgh, 1978
- Richard Todd, N.Y. Jets vs. Miami, 1982

Jay Schroeder, L.A. Raiders vs. Buffalo, 1990

**PASS RECEIVING**

**RECEPTIONS**

**Most Receptions, Game**

- 9 Cliff Branch, Oakland vs. Pittsburgh, 1974
- Tim Brown, Oakland vs. Tennessee, 2002

**YARDS GAINED**

**Most Yards Gained, Game**

- 190 Fred Biletnikoff, Oakland vs. N.Y. Jets, 1968 (7 receptions)

**Longest Reception**

- 96 Shannon Sharpe (from Difer), Baltimore vs. Oakland, 2000 (TD)

**TOUCHDOWNS**

**Most Touchdown Receptions, Game**

- 2 Don Maynard, N.Y. Jets vs. Oakland, 1968
- Haven Moses, Denver vs. Oakland, 1977
- Dave Casper, Oakland vs. Denver, 1977
- Charlie Joiner, San Diego vs. Oakland, 1980
- John Stallworth, Pittsburgh vs. Miami, 1984
- Mark Duper, Miami vs. Pittsburgh, 1984
- Brian Brennan, Cleveland vs. Denver, 1989
- James Lofton, Buffalo vs. L.A. Raiders, 1990

**INTERCEPTIONS**

**Most Interceptions By, Game**

- 3 A.J. Duhe, Miami vs. N.Y. Jets, 1982
- Ty Law, New England vs. Indianapolis, 2003

**YARDS GAINED**

**Most Yards Gained, Game**

- 87 Rodney Harrison, New England vs. Pittsburgh, 2004 (TD)

**Longest Return**

- 87 Rodney Harrison, New England vs. Pittsburgh, 2004 (TD)

**TOUCHDOWNS**

**Most Touchdowns, Game**

- 1 Dick Anderson, Baltimore vs. Miami, 1971
- Vernon Perry, Houston vs. Pittsburgh, 1979
- A.J. Duhe, Miami vs. N.Y. Jets, 1982
- Darryl Talley, Buffalo vs. L.A. Raiders, 1990
- Carlton Bailey, Buffalo vs. Denver, 1991
- Rodney Harrison, New England vs. Pittsburgh, 2004
- Asante Samuel, New England vs. Indianapolis, 2006
- Troy Polamalu, Pittsburgh vs. Baltimore, 2008

**PUNTING**

**Most Punts, Game**

- 11 Jim Norton, Houston vs. Oakland, 1967

**Longest Punt**

- 76 Mike Horan, Denver vs. Buffalo, 1991

**Highest Punting Average, Game (4 punts)**

- 56.0 Ray Guy, Oakland vs. San Diego, 1980

**PUNT RETURNS**

**Most Punt Returns, Game**

- 6 Theo Bell, Pittsburgh vs. Houston, 1978
- Kurt Sohn, N.Y. Jets vs. Miami, 1982
- Jim Leonhard, Baltimore vs. Pittsburgh, 2008

**YARDS GAINED**

**Most Yards Gained, Game**

- 91 Theo Bell, Pittsburgh vs. Houston, 1978

**Longest Return**

- 74 George (Butch) Byrd, Buffalo vs. San Diego, 1965 (TD)

**TOUCHDOWNS**

**Most Touchdowns, Game**

- 1 George (Butch) Byrd, Buffalo vs. San Diego, 1965
- Troy Brown, New England vs. Pittsburgh, 2001

**KICKOFF RETURNS**

**Most Kickoff Returns, Game**

- 6 Lorenzo Hampton, Miami vs. New England, 1985
- Eric Metcalf, Cleveland vs. Denver, 1989
- Jamie Holland, L.A. Raiders vs. Buffalo, 1990
- Ellis Hobbs, New England vs. Indianapolis, 2006

**YARDS GAINED**

**Most Yards Gained, Game**

- 220 Ellis Hobbs, New England vs. Indianapolis, 2006

**Longest Return**

- 80 Derrick Mason, Tennessee vs. Jacksonville, 1999 (TD)



# CHAMPIONSHIP GAMES

Ellis Hobbs, New England vs. Indianapolis, 2006

## TOUCHDOWNS

### Most Touchdowns, Game

1 Derrick Mason, Tennessee vs. Jacksonville, 1999

## TEAM RECORDS

### GAMES

#### Most Games

14 Oakland/L.A. Raiders, 1967-70, 1973-77, 1980, 1983, 1990, 2000, 2002  
Pittsburgh, 1972, 1974-76, 1978-79, 1984, 1994-95, 1997, 2001, 2004,  
2005, 2008

#### Most Consecutive Games

5 Oakland, 1973-77

#### Most Games Won

7 Pittsburgh, 1974-75, 1978-79, 1995, 2005, 2008

#### Most Consecutive Games Won

4 Buffalo, 1990-93

#### Most Games Lost

9 Oakland/L.A. Raiders, 1968-70, 1973-75, 1977, 1990, 2000

#### Most Consecutive Games Lost

3 Oakland, 1968-70, 1973-75

## SCORING

### POINTS

#### Most Points, Game

51 San Diego vs. Boston, 1963  
Buffalo vs. L.A. Raiders, 1990

#### Fewest Points, Game

0 San Diego vs. Buffalo, 1965  
Baltimore vs. Miami, 1971  
N.Y. Jets vs. Miami, 1982

#### Most Points, Both Teams, Game

73 Miami (45) vs. Pittsburgh (28), 1984

#### Fewest Points, Both Teams, Game

13 San Diego (3) vs. Houston (10), 1961

#### Most Points, By Quarters

1st: 21 San Diego vs. Boston, 1963  
Oakland vs. San Diego, 1980  
Buffalo vs. L.A. Raiders, 1990  
2nd: 21 Pittsburgh vs. Denver, 2005  
3rd: 21 Cleveland vs. Denver, 1987, 1989  
4th: 21 Pittsburgh vs. Oakland, 1974  
1st OT: 3 Denver vs. Cleveland, 1986  
2nd OT: 3 Dallas vs. Houston, 1962

## TOUCHDOWNS

### Most Touchdowns, Game

7 San Diego vs. Boston, 1963 (4-r, 3-p)  
Buffalo vs. L.A. Raiders, 1990 (4-r, 2-p, 1-int)

### Fewest Touchdowns, Game

0 San Diego vs. Houston, 1961; vs. Buffalo, 1965  
Baltimore vs. Miami, 1971  
Houston vs. Pittsburgh, 1978  
N.Y. Jets vs. Miami, 1982  
L.A. Raiders vs. Buffalo, 1990  
Jacksonville vs. New England, 1996  
Oakland vs. Baltimore, 2000  
San Diego vs. New England, 2007

### Most Touchdowns, Both Teams, Game

10 Miami (6) vs. Pittsburgh (4), 1984

### Fewest Touchdowns, Both Teams, Game

1 San Diego (0) vs. Houston (1), 1961  
Oakland (0) vs. Baltimore (1), 2000

## POINTS AFTER TOUCHDOWN

### Most Points After Touchdown, Game

6 San Diego vs. Boston, 1963  
Miami vs. Pittsburgh, 1984  
Buffalo vs. L.A. Raiders, 1990

### Most Points After Touchdown, Both Teams, Game

10 Miami (6) vs. Pittsburgh (4), 1984

## FIELD GOALS

### Most Field Goals, Game

5 Buffalo vs. Miami, 1992 (6 att)  
New England vs. Indianapolis, 2003 (5 att)

### Most Field Goals, Both Teams, Game

6 Buffalo (5) vs. Miami (1), 1992 (7 att)

### Most Field Goals Attempted, Game

6 Oakland vs. Houston, 1967  
Buffalo vs. Miami, 1992

### Most Field Goals Attempted, Both Teams, Game

7 Buffalo (5) vs. San Diego (2), 1965  
Oakland (4) vs. N.Y. Jets (3), 1968  
Buffalo (6) vs. Miami (1), 1992  
Indianapolis (4) vs. Pittsburgh (3), 1995

## FIRST DOWNS

### Most First Downs, Game

32 Indianapolis vs. New England, 2006

### Fewest First Downs, Game

9 Buffalo vs. Kansas City, 1966

### Most First Downs, Both Teams, Game

53 Tennessee (28) vs. Oakland (25), 2002

### Fewest First Downs, Both Teams, Game

23 Buffalo (9) vs. Kansas City (14), 1966  
N.Y. Jets (10) vs. Miami (13), 1982

## NET YARDS GAINED RUSHING AND PASSING

### Most Net Yards Gained, Game

610 San Diego vs. Boston, 1963 (318-r, 292-p)

### Fewest Net Yards Gained, Game

139 N.Y. Jets vs. Miami, 1982 (62-r, 77-p)

### Most Net Yards Gained, Both Teams, Game

1,024 Miami (569) vs. Pittsburgh (455), 1984

### Fewest Net Yards Gained, Both Teams, Game

337 N.Y. Jets (139) vs. Miami (198), 1982

## RUSHING

### ATTEMPTS

#### Most Attempts, Game

59 New England vs. Miami, 1985

#### Fewest Attempts, Game

11 Miami vs. Buffalo, 1992

#### Most Attempts, Both Teams, Game

84 Dallas (54) vs. Houston (30), 1962

#### Fewest Attempts, Both Teams, Game

46 Buffalo (13) vs. Kansas City (33), 1966

## YARDS GAINED

### Most Yards Gained, Game

318 San Diego vs. Boston, 1963

### Fewest Yards Gained, Game

14 N.Y. Jets vs. Denver, 1998

### Most Yards Gained, Both Teams, Game

393 San Diego (318) vs. Boston (75), 1963

### Fewest Yards Gained, Both Teams, Game

125 Pittsburgh (58) vs. New England (67), 2001  
Pittsburgh (52) vs. Baltimore (73), 2008

### Longest Gain

67 Oakland vs. Houston, 1967 (TD)

## TOUCHDOWNS

### Most Touchdowns, Game

4 San Diego vs. Boston, 1963  
Buffalo vs. L.A. Raiders, 1990

### Most Touchdowns, Both Teams, Game

5 San Diego (4) vs. Boston (1), 1963

## PASSING

### ATTEMPTS

#### Most Attempts, Game

54 Pittsburgh vs. San Diego, 1994

#### Fewest Attempts, Game

6 Miami vs. Oakland, 1973

#### Most Attempts, Both Teams, Game

96 N.Y. Jets (49) vs. Oakland (47), 1968

#### Fewest Attempts, Both Teams, Game

29 Miami (6) vs. Oakland (23), 1973

## COMPLETIONS

### Most Passes Completed, Game

32 Pittsburgh vs. San Diego, 1994

### Fewest Passes Completed, Game

3 Miami vs. Oakland, 1973

### Most Passes Completed, Both Teams, Game

50 Oakland (29) vs. Tennessee (21), 2002

### Fewest Passes Completed, Both Teams, Game

18 Miami (3) vs. Oakland (15), 1973

## COMPLETION PERCENTAGE

### Highest Completion Percentage, Game (20 att)

73.9 Buffalo vs. L.A. Raiders, 1990 (23-17)

### Lowest Completion Percentage, Game (20 att)

36.1 San Diego vs. Buffalo, 1964 (36-13)

## CHAMPIONSHIP GAMES

### Highest Completion Percentage, Both Teams, Game

66.1 Pittsburgh (72.4) vs. Denver (60.0), 2005 (59-39)

### Lowest Completion Percentage, Both Teams, Game

38.7 Oakland (37.8) vs. Kansas City (41.2), 1969 (62-24)

### YARDS GAINED

#### Most Yards Gained, Game

435 Miami vs. Pittsburgh, 1984

#### Fewest Yards Gained, Game

26 Miami vs. Oakland, 1973

#### Most Yards Gained, Both Teams, Game

747 Miami (435) vs. Pittsburgh (312), 1984

#### Fewest Yards Gained, Both Teams, Game

137 Miami (60) vs. N.Y. Jets (77), 1982

#### Longest Gain

96 Baltimore vs. Oakland, 2000 (TD)

### TOUCHDOWNS

#### Most Touchdowns, Game

4 Miami vs. Pittsburgh, 1984

#### Most Touchdowns, Both Teams, Game

7 Miami (4) vs. Pittsburgh (3), 1984

### INTERCEPTIONS

#### Most Passes Intercepted By, Game

6 San Diego vs. Houston, 1961  
Buffalo vs. L.A. Raiders, 1990

#### Most Passes Intercepted By, Both Teams, Game

10 San Diego (6) vs. Houston (4), 1961

#### Fewest Passes Intercepted By, Both Teams, Game

0 Tennessee (0) vs. Oakland (0), 2002

### YARDS GAINED

#### Most Yards Gained, Game

136 Dallas vs. Houston, 1962

#### Most Yards Gained, Both Teams, Game

136 Dallas (136) vs. Houston (0), 1962

#### Longest Return

87 New England vs. Pittsburgh, 2004 (TD)

### TOUCHDOWNS

#### Most Touchdowns, Game

1 Miami vs. Baltimore, 1971; vs. N.Y. Jets, 1982  
Houston vs. Pittsburgh, 1979  
Buffalo vs. L.A. Raiders, 1990  
Buffalo vs. Denver, 1991  
New England vs. Pittsburgh, 2004  
New England vs. Indianapolis, 2006  
Pittsburgh vs. Baltimore, 2008

### PUNTING

#### Most Punts, Game

11 Houston vs. Oakland, 1967

#### Fewest Punts, Game

1 Miami vs. Oakland, 1973  
Pittsburgh vs. Houston, 1978  
Indianapolis vs. New England, 2003

#### Most Punts, Both Teams, Game

20 Miami (10) vs. N.Y. Jets (10), 1982

#### Fewest Punts, Both Teams, Game

3 Miami (1) vs. Oakland (2), 1973  
Indianapolis (1) vs. New England (2), 2003

### AVERAGE YARDAGE

#### Highest Punting Average, Game

56.0 Oakland vs. San Diego, 1980

#### Lowest Punting Average, Game

29.5 San Diego vs. Cincinnati, 1981

#### Highest Punting Average, Both Teams, Game

52.0 New England (51.4) vs. Indianapolis (52.8), 2006

#### Lowest Punting Average, Both Teams, Game

30.2 San Diego (29.5) vs. Cincinnati (30.7), 1981

### PUNT RETURNS

#### Most Punt Returns, Game

6 Oakland vs. Houston, 1967  
Pittsburgh vs. Houston, 1978  
N.Y. Jets vs. Miami, 1982  
Baltimore vs. Pittsburgh, 2008

#### Fewest Punt Returns, Game

0 Houston vs. L.A. Chargers, 1960; vs. Oakland, 1967; vs. Pittsburgh, 1978  
Boston vs. San Diego, 1963  
San Diego vs. Boston, 1963  
Miami vs. Pittsburgh, 1972

Oakland vs. Pittsburgh, 1974; vs. Tennessee, 2002

Cincinnati vs. San Diego, 1981

Seattle vs. L.A. Raiders, 1983

Buffalo vs. Denver, 1991

Indianapolis vs. New England, 2003

Denver vs. Pittsburgh, 2005

New England vs. San Diego, 2007

#### Most Punt Returns, Both Teams, Game

11 Baltimore (6) vs. Pittsburgh (5), 2008

#### Fewest Punt Returns, Both Teams, Game

0 Boston vs. San Diego, 1963

### YARDS GAINED

#### Most Yards Gained, Game

91 Pittsburgh vs. Houston, 1978

#### Most Yards Gained, Both Teams, Game

122 Denver (79) vs. N.Y. Jets (43), 1998

#### Longest Return

74 Buffalo vs. San Diego, 1965 (TD)

### KICKOFF RETURNS

#### Most Kickoff Returns, Game

9 Boston vs. San Diego, 1963  
Houston vs. Oakland, 1967  
L.A. Raiders vs. Buffalo, 1990

#### Fewest Kickoff Returns, Game

0 Houston vs. San Diego, 1961  
Denver vs. Cleveland, 1989

#### Most Kickoff Returns, Both Teams, Game

13 Pittsburgh (8) vs. New England (5), 2004  
New England (8) vs. Indianapolis (5), 2006

#### Fewest Kickoff Returns, Both Teams, Game

2 Houston (0) vs. San Diego (2), 1961  
Miami (1) vs. N.Y. Jets (1), 1982

### YARDS GAINED

#### Most Yards Gained, Game

231 New England vs. Indianapolis, 2006

#### Most Yards Gained, Both Teams, Game

323 New England (231) vs. Indianapolis (92), 2006

#### Longest Return

80 Tennessee vs. Jacksonville, 1999  
New England vs. Indianapolis, 2006

### AFC/AFL CHAMPIONSHIP GAME TOP PERFORMANCES

#### RUSHING YARDS

206 Keith Lincoln, San Diego vs. Boston, 1/5/64  
186 Thurman Thomas, Buffalo vs. Kansas City, 1/23/94  
167 Terrell Davis, Denver vs. N.Y. Jets, 1/17/99  
165 Paul Lowe, L.A. Chargers vs. Houston, 1/1/61  
154 Marcus Allen, L.A. Raiders vs. Seattle, 1/8/84  
144 Hewritt Dixon, Oakland vs. Houston, 12/31/67  
139 Terrell Davis, Denver vs. Pittsburgh, 1/11/98  
138 Thurman Thomas, Buffalo vs. L.A. Raiders, 1/20/91

#### PASSING YARDS

421 Dan Marino, Miami vs. Pittsburgh, 1/6/85  
401 Daryle Lamonica, Oakland vs. N.Y. Jets, 12/29/68  
385 John Elway, Denver vs. Cleveland, 1/14/90  
356 Bernie Kosar, Cleveland vs. Denver, 1/17/88  
356 Vinny Testaverde, N.Y. Jets vs. Denver, 1/17/99  
349 Neil O'Donnell, Pittsburgh vs. San Diego, 1/15/95  
349 Peyton Manning, Indianapolis vs. New England, 1/21/07  
336 Dan Fouts, San Diego vs. Oakland, 1/11/81  
312 Mark Malone, Pittsburgh vs. Miami, 1/6/85

#### RECEPTIONS

9 Cliff Branch, Oakland vs. Pittsburgh, 12/29/74  
9 Tim Brown, Oakland vs. Tennessee, 1/19/03  
8 Charles Smith, Oakland vs. Kansas City, 1/4/70  
8 Tony Nathan, Miami vs. Pittsburgh, 1/6/85  
8 Ernie Mills, Pittsburgh vs. San Diego, 1/15/95  
8 Wayne Chrebet, N.Y. Jets vs. Denver, 1/17/99  
8 Troy Brown, New England vs. Pittsburgh, 1/27/02  
8 David Givens, New England vs. Indianapolis, 1/18/04  
8 Kevin Faulk, New England vs. San Diego, 1/20/08  
7 21 are tied, most recent: Chris Chambers, San Diego vs. New England, 1/20/08; Wes Welker, New England vs. San Diego, 1/20/08

#### RECEIVING YARDS

190 Fred Biletnikoff, Oakland vs. N.Y. Jets, 12/29/68  
186 Cliff Branch, Oakland vs. Pittsburgh, 12/29/74  
168 Haven Moses, Denver vs. Oakland, 1/1/78  
148 Mark Duper, Miami vs. Pittsburgh, 1/6/85  
137 Dallas Clark, Indianapolis vs. New England, 1/21/07  
134 Mark Jackson, Denver vs. Cleveland, 1/17/88  
130 Charlie Joiner, San Diego vs. Oakland, 1/11/81  
128 Billy Cannon, Houston vs. L.A. Chargers, 1/1/61

# CHAMPIONSHIP GAMES

## NFC CHAMPIONSHIP GAMES

Includes NFL Championship Games (1933-1969)

Season	Date	Winner (Share)	Loser (Share)	Score	Site	Attendance
2008	Jan. 18	Arizona (\$37,500)	Philadelphia (\$37,500)	32-25	Glendale	70,650
2007	Jan. 20	N.Y. Giants (\$37,500)	Green Bay (\$37,500)	23-20*	Green Bay	72,740
2006	Jan. 21	Chicago (\$37,000)	New Orleans (\$37,000)	39-14	Chicago	61,817
2005	Jan. 22	Seattle (\$37,000)	Carolina (\$37,000)	34-14	Seattle	67,837
2004	Jan. 23	Philadelphia (\$36,500)	Atlanta (\$36,500)	27-10	Philadelphia	67,717
2003	Jan. 18	Carolina (\$36,500)	Philadelphia (\$36,500)	14-3	Philadelphia	67,862
2002	Jan. 19	Tampa Bay (\$35,000)	Philadelphia (\$35,000)	27-10	Philadelphia	66,713
2001	Jan. 27	St. Louis (\$34,500)	Philadelphia (\$34,500)	29-24	St. Louis	66,502
2000	Jan. 14	N.Y. Giants (\$34,500)	Minnesota (\$34,500)	41-0	East Rutherford	79,310
1999	Jan. 23	St. Louis (\$33,000)	Tampa Bay (\$33,000)	11-6	St. Louis	66,396
1998	Jan. 17	Atlanta (\$32,500)	Minnesota (\$32,500)	30-27*	Minnesota	64,060
1997	Jan. 11	Green Bay (\$30,000)	San Francisco (\$30,000)	23-10	San Francisco	68,987
1996	Jan. 12	Green Bay (\$29,000)	Carolina (\$29,000)	30-13	Green Bay	60,216
1995	Jan. 14	Dallas (\$27,000)	Green Bay (\$27,000)	38-27	Dallas	65,135
1994	Jan. 15	San Francisco (\$23,500)	Dallas (\$23,500)	38-28	San Francisco	69,125
1993	Jan. 23	Dallas (\$23,500)	San Francisco (\$23,500)	38-21	Dallas	64,902
1992	Jan. 17	Dallas (\$18,000)	San Francisco (\$18,000)	30-20	San Francisco	64,920
1991	Jan. 12	Washington (\$18,000)	Detroit (\$18,000)	41-10	Washington	55,585
1990	Jan. 20	N.Y. Giants (\$18,000)	San Francisco (\$18,000)	15-13	San Francisco	65,750
1989	Jan. 14	San Francisco (\$18,000)	L.A. Rams (\$18,000)	30-3	San Francisco	65,634
1988	Jan. 8	San Francisco (\$18,000)	Chicago (\$18,000)	28-3	Chicago	66,946
1987	Jan. 17	Washington (\$18,000)	Minnesota (\$18,000)	17-10	Washington	55,212
1986	Jan. 11	N.Y. Giants (\$18,000)	Washington (\$18,000)	17-0	New York	76,891
1985	Jan. 12	Chicago (\$18,000)	L.A. Rams (\$18,000)	24-0	Chicago	66,030
1984	Jan. 6	San Francisco (\$18,000)	Chicago (\$18,000)	23-0	San Francisco	61,336
1983	Jan. 8	Washington (\$18,000)	San Francisco (\$18,000)	24-21	Washington	55,363
1982	Jan. 22	Washington (\$18,000)	Dallas (\$18,000)	31-17	Washington	55,045
1981	Jan. 10	San Francisco (\$9,000)	Dallas (\$9,000)	28-27	San Francisco	60,525
1980	Jan. 11	Philadelphia (\$9,000)	Dallas (\$9,000)	20-7	Philadelphia	71,522
1979	Jan. 6	Los Angeles (\$9,000)	Tampa Bay (\$9,000)	9-0	Tampa	72,033
1978	Jan. 7	Dallas (\$9,000)	Los Angeles (\$9,000)	28-0	Los Angeles	71,086
1977	Jan. 1	Dallas (\$9,000)	Minnesota (\$9,000)	23-6	Dallas	64,293
1976	Dec. 26	Minnesota (\$8,500)	Los Angeles (\$8,500)	24-13	Minnesota	48,379
1975	Jan. 4	Dallas (\$8,500)	Los Angeles (\$8,500)	37-7	Los Angeles	88,919
1974	Dec. 29	Minnesota (\$8,500)	Los Angeles (\$8,500)	14-10	Minnesota	48,444
1973	Dec. 30	Minnesota (\$8,500)	Dallas (\$8,500)	27-10	Dallas	64,422
1972	Dec. 31	Washington (\$8,500)	Dallas (\$8,500)	26-3	Washington	53,129
1971	Jan. 2	Dallas (\$8,500)	San Francisco (\$8,500)	14-3	Dallas	63,409
1970	Jan. 3	Dallas (\$8,500)	San Francisco (\$8,500)	17-10	San Francisco	59,364
1969	Jan. 4	Minnesota (\$7,930)	Cleveland (\$5,118)	27-7	Minnesota	46,503
1968	Dec. 29	Baltimore (\$9,306)	Cleveland (\$5,963)	34-0	Cleveland	78,410
1967	Dec. 31	Green Bay (\$7,950)	Dallas (\$5,299)	21-17	Green Bay	50,861
1966	Jan. 1	Green Bay (\$9,813)	Dallas (\$6,527)	34-27	Dallas	74,152
1965	Jan. 2	Green Bay (\$7,819)	Cleveland (\$5,288)	23-12	Green Bay	50,777
1964	Dec. 27	Cleveland (\$8,052)	Baltimore (\$5,571)	27-0	Cleveland	79,544
1963	Dec. 29	Chicago (\$5,899)	New York (\$4,218)	14-10	Chicago	45,801
1962	Dec. 30	Green Bay (\$5,888)	New York (\$4,166)	16-7	New York	64,892
1961	Dec. 31	Green Bay (\$5,195)	New York (\$3,339)	37-0	Green Bay	39,029
1960	Dec. 26	Philadelphia (\$5,116)	Green Bay (\$3,105)	17-13	Philadelphia	67,325
1959	Dec. 27	Baltimore (\$4,674)	New York (\$3,083)	31-16	Baltimore	57,545
1958	Dec. 28	Baltimore (\$4,718)	New York (\$3,111)	23-17*	New York	64,185
1957	Dec. 29	Detroit (\$4,295)	Cleveland (\$2,750)	59-14	Detroit	55,263
1956	Dec. 30	New York (\$3,779)	Chi. Bears (\$2,485)	47-7	New York	56,836
1955	Dec. 26	Cleveland (\$3,508)	Los Angeles (\$2,316)	38-14	Los Angeles	85,693
1954	Dec. 26	Cleveland (\$2,478)	Detroit (\$1,585)	56-10	Cleveland	43,827
1953	Dec. 27	Detroit (\$2,424)	Cleveland (\$1,654)	17-16	Detroit	54,577
1952	Dec. 28	Detroit (\$2,274)	Cleveland (\$1,712)	17-7	Cleveland	50,934
1951	Dec. 23	Los Angeles (\$2,108)	Cleveland (\$1,483)	24-17	Los Angeles	57,522
1950	Dec. 24	Cleveland (\$1,113)	Los Angeles (\$686)	30-28	Cleveland	29,751
1949	Dec. 18	Philadelphia (\$1,094)	Los Angeles (\$739)	14-0	Los Angeles	27,980
1948	Dec. 19	Philadelphia (\$1,540)	Chi. Cardinals (\$874)	7-0	Philadelphia	36,309
1947	Dec. 28	Chi. Cardinals (\$1,132)	Philadelphia (\$754)	28-21	Chicago	30,759
1946	Dec. 15	Chi. Bears (\$1,975)	New York (\$1,295)	24-14	New York	58,346
1945	Dec. 16	Cleveland (\$1,469)	Washington (\$902)	15-14	Cleveland	32,178
1944	Dec. 17	Green Bay (\$1,449)	New York (\$814)	14-7	New York	46,016
1943	Dec. 26	Chi. Bears (\$1,146)	Washington (\$765)	41-21	Chicago	34,320
1942	Dec. 13	Washington (\$965)	Chi. Bears (\$637)	14-6	Washington	36,006
1941	Dec. 21	Chi. Bears (\$430)	New York (\$288)	37-9	Chicago	13,341
1940	Dec. 8	Chi. Bears (\$873)	Washington (\$606)	73-0	Washington	36,034
1939	Dec. 10	Green Bay (\$703.97)	New York (\$455.57)	27-0	Milwaukee	32,279
1938	Dec. 11	New York (\$504.45)	Green Bay (\$368.81)	23-17	New York	48,120
1937	Dec. 12	Washington (\$225.90)	Chi. Bears (\$127.78)	28-21	Chicago	15,870
1936	Dec. 13	Green Bay (\$250)	Boston (\$180)	21-6	New York	29,545
1935	Dec. 15	Detroit (\$313.35)	New York (\$200.20)	26-7	Detroit	15,000
1934	Dec. 9	New York (\$621)	Chi. Bears (\$414.02)	30-13	New York	35,059
1933	Dec. 17	Chi. Bears (\$210.34)	New York (\$140.22)	23-21	Chicago	26,000

\*sudden death overtime



**NFC CHAMPIONSHIP GAME  
COMPOSITE STANDINGS**

	W	L	Pct.	Pts.	OP
Seattle Seahawks	1	0	1.000	34	14
Baltimore Colts	3	1	.750	88	60
Green Bay Packers	10	4	.714	323	200
Detroit Lions	4	2	.667	139	141
Arizona Cardinals*	2	1	.667	60	53
Washington Redskins**	7	5	.583	222	255
Chicago Bears	8	6	.571	325	259
Dallas Cowboys	8	8	.500	361	319
Philadelphia Eagles	5	5	.500	168	160
Minnesota Vikings	4	4	.500	135	151
Atlanta Falcons	1	1	.500	40	54
San Francisco 49ers	5	7	.417	245	222
New York Giants	7	11	.389	304	342
Cleveland Browns	4	7	.364	224	253
St. Louis Rams***	5	9	.357	163	300
Carolina Panthers	1	2	.333	41	67
Tampa Bay Buccaneers	1	2	.333	33	30
New Orleans Saints	0	1	.000	14	39

\*Both games played when franchise was in Chicago (Won 28-21, lost 7-0)

\*\*One game played when franchise was in Boston (Lost 21-6)

\*\*\*One game played when franchise was in Cleveland (Won 15-14), and 11 games when franchise was in Los Angeles (Won 2, lost 9, scored 108 points, allowed 256 points).

**2008**

**ARIZONA 32, PHILADELPHIA 25**—Kurt Warner passed for four touchdowns, including an 8-yard pass to Tim Hightower with 2:53 remaining, as the Cardinals, who had allowed 19 consecutive points, rallied to defeat the Eagles. The victory propelled the Cardinals to their first-ever Super Bowl appearance. Larry Fitzgerald caught three touchdown passes for the Cardinals, the first of which capped a game-opening 9-play, 80-yard drive. Early in the second quarter, David Akers missed a 47-yard field-goal attempt wide right. On the next play, Warner pitched the ball to running back J.J. Arrington, who threw a lateral back across the field to Warner, who then launched a 62-yard touchdown pass to Fitzgerald for a 14-3 lead. Akers made his second field goal of the half, but Arizona answered with a 73-yard drive capped by Fitzgerald's third touchdown catch of the half for a 21-6 lead with 3:06 remaining in the second quarter. Neil Rackers made a 49-yard field goal as the half expired, and Donovan McNabb fumbled on the Eagles' first possession of the second half. But Philadelphia scored on its next three drives. Kevin Curtis caught a 50-yard pass on third-and-18 to set up Brent Celek's 6-yard touchdown catch with 4:08 left in the third quarter. The Eagles' defense forced a three-and-out, and after DeSean Jackson caught a 9-yard pass on third-and-6, McNabb connected with Celek on a 31-yard touchdown catch with 49 seconds left in the third quarter. However, Akers' extra-point attempt was wide right, and the score remained 24-19. After another Cardinals' punt, McNabb needed just four plays to take the lead, finding Jackson for a 62-yard touchdown deep down the right side. It was the Eagles' third touchdown in eight minutes, 23 seconds, but McNabb's two-point conversion attempt pass for Brian Westbrook was incomplete, limiting the Eagles' lead to 25-24. The Cardinals drove to midfield, where Tim Hightower gained 6 yards on fourth-and-1 to keep the drive alive. On third-and-goal, Warner connected with Hightower on an 8-yard touchdown. Along with the subsequent two-point conversion pass to Ben Patrick, the Cardinals led 32-25 with 2:53 remaining. The Eagles drove to the Cardinals' 47, but McNabb had four consecutive passes fall incomplete. Warner was 21 of 28 for 279 yards and 4 touchdowns. Fitzgerald had 9 receptions for 152 yards. McNabb was 28 of 47 for 375 yards and 3 touchdowns, with 1 interception.

Philadelphia (25)	Offense	Arizona (32)
Kevin Curtis	WR	Larry Fitzgerald
Tra Thomas	LT	Mike Gandy
Todd Herremans	LG	Reggie Wells
Jamaal Jackson	C	Lyle Sendlein
Nick Cole	RG	Deuce Lutui
Jon Runyan	RT	Levi Brown
Brent Celek	TE	Leonard Pope
DeSean Jackson	WR	Anquan Boldin

Donovan McNabb	QB	Kurt Warner
Brian Westbrook	RB	Edgerlin James
Dan Klecko	FB	Terrille Smith
<b>Defense</b>		
Juqua Parker	LE	Antonio Smith
Mike Patterson	LT/NT	Bryan Robinson
Brodrick Bunkley	RT/DT	Darnell Dockett
Trent Cole	RE	Bertrand Berry
Chris Gocong	SLB	Chike Okeafor
Stewart Bradley	MLB	Gerald Hayes
Akeem Jordan	WLB	Karlos Dansby
Asante Samuel	LCB	Roderick Hood
Sheldon Brown	RCB	Dominique Rodgers-Cromartie
Quintin Mikell	SS	Adrian Wilson
Brian Dawkins	FS	Antrel Rolle

**SUBSTITUTIONS**

**PHILADELPHIA**—Specialists: K—David Akers. P—Sav Rocca. LS—Jon Dorenbos. Offense: RB—Correll Buckhalter. FB—Kyle Eckel. WR—Jason Avant, Hank Baskett, Greg Lewis. TE—L.J. Smith. T—Winston Justice. Defense: DT—Trevor Laws. DE—Victor Abiamiri, Chris Clemons, Darren Howard. LB—Tank Daniels, Omar Gaither, Tracy White. CB—Joselio Hanson, Lito Sheppard. S—Sean Considine, Quintin Demps. DNP: QB—Kevin Kolb. T—Chris Patrick. Not Active: QB—A.J. Feeley. RB—Lorenzo Booker. WR—Reggie Brown. TE—Matt Schobel. G/T—Shawn Andrews. DE—Bryan Smith. LB—Joe Mays. CB—Dimitri Patterson.

**ARIZONA**—Specialists: K—Neil Rackers. P—Ben Graham. LS—Nathan Hodel. Offense: RB—J.J. Arrington, Tim Hightower. WR—Steve Breaston, Early Doucet, Sean Morey, Jerheme Urban. TE—Ben Patrick. G/T—Elton Brown. Defense: DT—Gabe Watson. DE—Calais Campbell, Kenny Iwebema. DE/LB—Travis LaBoy. LB—Monty Beisel, Pago Togafau. CB—Michael Adams, Ralph Brown. S—Aaron Francisco, Matt Ware. DNP: QB—Matt Leinart. C—Pat Ross. Not Active: QB—Brian St. Pierre. FB—Tim Castille. TE—Jerame Tuman. T—Brandon Keith, Elliott Vallejo. DT—Alan Branch. LB—Victor Hobson. CB—Eric Green.

**OFFICIALS**

Referee—Walt Anderson. Umpire—Undrey Wash. Line Judge—Tom Barnes. Side Judge—Greg Meyer. Head Linesman—Kent Payne. Back Judge—Scott Helverson. Field Judge—Jim Saracino.

**SCORING**

Philadelphia	3	3	13	6	—	25
Arizona	7	17	0	8	—	32
Ariz	— Fitzgerald 9 pass from Warner (Rackers kick)					
Phil	— FG Akers 45					
Ariz	— Fitzgerald 62 pass from Warner (Rackers kick)					
Phil	— FG Akers 33					
Ariz	— Fitzgerald 1 pass from Warner (Rackers kick)					
Ariz	— FG Rackers 49					
Phil	— Celek 6 pass from McNabb (Akers kick)					
Phil	— Celek 31 pass from McNabb (kick failed)					
Phil	— Jackson 62 pass from McNabb (pass failed)					
Ariz	— Hightower 8 pass from Warner (Patrick pass from Warner)					

**TEAM STATISTICS**

	PHIL	ARIZ
Total First Downs	22	21
Rushing	5	6
Passing	16	13
Penalty	1	2
Total Net Yardage	454	369
Total Offensive Plays	67	59
Average Gain Per Offensive Play	6.8	6.3
Rushes	18	29
Yards Gained Rushing (Net)	97	102
Average Yards per Rush	5.4	3.5
Passes Attempted	47	28
Passes Completed	28	21
Had Intercepted	1	0
Tackled Attempting to Pass	2	2
Yards Lost Attempting to Pass	18	12
Yards Gained Passing (Net)	357	267
Punts	1	5
Average Distance	58.0	37.2

Punt Returns	1	1
Punt Return Yardage	13	10
Kickoff Returns	2	3
Kickoff Return Yardage	20	80
Interception Return Yardage	0	27
Total Return Yardage (excluding Kickoffs)	13	37
Fumbles	3	1
Fumbles Lost	2	1
Own Fumbles Recovered	1	0
Opponent Fumbles Recovered	1	2
Penalties	7	3
Yards Penalized	64	15
Field Goals	2	1
Field Goals Attempted	3	1
Third-Down Efficiency	7/14	5/12
Fourth-Down Efficiency	0/1	1/1
Time of Possession	30:04	29:56

**INDIVIDUAL STATISTICS**

**RUSHING:** PHIL: Westbrook 12-45-0, McNabb 2-31-0, Buckhalter 4-21-0. ARIZ: James 16-73-0, Hightower 11-33-0, Arrington 2-(4)-0.

**PASSING:** PHIL: McNabb 47-28-375-3-1. ARIZ: Warner 28-21-279-4-0.

**RECEIVING:** PHIL: Celek 10-83-2, Jackson 6-92-1, Curtis 4-122-0, Westbrook 2-26-0, Avant 2-23-0, Baskett 1-14-0, Buckhalter 1-12-0, Smith 1-5-0, Lewis 1-(2)-0. ARIZ: Fitzgerald 9-152-3, Boldin 4-34-0, Pope 2-21-0, Urban 1-18-0, Arrington 1-16-0, James 1-16-0, Breaston 1-10-0, Hightower 1-8-1, Warner 1-4-0.

**KICKOFF RETURNS:** PHIL: Buckhalter 1-20-0, Abiamiri 1-0-0. ARIZ: Arrington 2-51-0, Breaston 1-29-0.

**PUNT RETURNS:** PHIL: Jackson 1-13-0. ARIZ: Breaston 1-10-0.

**PUNTING:** PHIL: Rocca 1-58-58.0. ARIZ: Graham 5-186-37.2.

**INTERCEPTIONS:** PHIL: None. ARIZ: Francisco 1-27-0.

**SACKS:** PHIL: Abiamiri 1, Cole 1. ARIZ: Wilson 2.

**2007**

**NEW YORK GIANTS 23, GREEN BAY 20 (OT)**—After missing 2 fourth-quarter field goals, Lawrence Tynes made a 47-yard field goal 2:35 into overtime as the Giants earned their second Super Bowl appearance in 17 years. Playing in sub-zero temperatures, the kickoff wind chill of minus-23 made this the third coldest game in NFL postseason history, trailing just the 1967 NFL Championship Game (The Ice Bowl), and the 1981 AFC Championship Game. The Giants outgained the Packers 377-264 in total yards, and maintained possession for 40:01 of the game's 62:35. Tynes' second field goal of the first half gave the Giants a 6-0 lead. On the next play, Brett Favre completed a 90-yard touchdown pass to Donald Driver for a 7-6 lead. The Packers added a field goal just before halftime, but the Giants opened the second half with a 12-play, 69-yard touchdown drive, capped by Brandon Jacobs' 1-yard scoring plunge for a 13-10 lead. Tramon Williams returned the ensuing kickoff 49 yards, and Favre completed a 12-yard touchdown pass to Donald Lee moments later for a 17-13 lead with 5:00 left in the third quarter. Domenik Hixon answered with a 33-yard kickoff return, and Eli Manning completed a 23-yard pass to Amani Toomer to set up Ahmad Bradshaw's 4-yard scoring run for a 20-17 advantage. The Packers drove to the Giants' 31, but R.W. McQuarters intercepted a pass. However, Ryan Grant forced McQuarters to fumble the return, and Mark Tauscher recovered at the Giants' 19. Mason Crosby tied the game four plays later with a 37-yard field goal with 11:46 remaining. Tynes missed a 43-yard field-goal attempt wide left with 6:49 left, and his 36-yard field-goal attempt as time expired also went wide left, forcing overtime. The Packers won the coin toss, but on the second play of overtime Corey Webster intercepted Favre's pass and returned the ball 9 yards to the Packers' 34. On fourth-and-5, Tynes kicked a 47-yard field goal for victory. Manning was 21 of 40 for 251 yards. Plaxico Burress had 11 receptions for 151 yards. Favre was 19 of 35 for 236 yards and 2 touchdowns, with 2 interceptions. Driver had 5 catches for 141 yards.

<b>N.Y. Giants</b>	3	3	14	0	3	—	23
<b>Green Bay</b>	0	10	7	3	0	—	20
NYG	— FG Tynes 37						

## CHAMPIONSHIP GAMES

GB — Driver 90 pass from Favre (Crosby kick)  
 GB — FG Crosby 36  
 NYG — Jacobs 1 run (Tynes kick)  
 GB — Lee 12 pass from Favre (Crosby kick)  
 NYG — Bradshaw 4 run (Tynes kick)  
 GB — FG Crosby 37  
 NYG — FG Tynes 47

### 2006

**CHICAGO 39, NEW ORLEANS 14**—Thomas Jones rushed for 2 touchdowns and the Bears' defense forced 4 turnovers in windy, cold, wet conditions en route to Chicago's first NFC title since 1985. The game-time temperature was 28 degrees, with a wind chill of 13 degrees. A pair of first-quarter fumbles led to field goals and gave Chicago a 6-0 lead. With the score 9-0, Jones carried the ball all 8 plays of a 69-yard drive, capped by his 2-yard run, for a 16-0 lead with 1:56 left in the half. The Saints drove 73 yards in 1:10 to pull within 16-7 just before halftime. Then, on the Saints' second play of the third quarter, Drew Brees lofted a pass down the left sideline to Reggie Bush, who cut across the field and raced 88 yards for a touchdown to pull within 16-14. The Saints had a chance to take the lead during their next possession, but long-distance kicker Billy Cundiff's 47-yard field-goal attempt was short. The Saints forced another punt, but Brad Maynard's punt went out of bounds at the 5-yard line. Two plays later, Brees was pressured in the end zone and tossed a pass out into the flat, but with no receiver in the area he was flagged for intentional grounding, resulting in a safety. Two plays into the fourth quarter, Rex Grossman completed a 33-yard touchdown pass to leaping Bernard Berrian for a 25-14 lead. Adewale Ogunleye forced Brees to fumble two plays later, leading to Cedric Benson's 12-yard scoring run. Later in the quarter, following Brees' fourth-down incomplete pass, Jones added a 15-yard touchdown with 4:19 to play. Grossman was 11 of 26 for 144 yards and 1 touchdown. Jones rushed 19 times for 123 yards. Brees was 27 of 49 for 354 yards and 2 touchdowns, with 1 interception. Bush had 7 catches for 132 yards.

<b>New Orleans</b>	0	7	7	0	—	14
<b>Chicago</b>	3	13	2	21	—	39

Chi — FG Gould 19  
 Chi — FG Gould 43  
 Chi — FG Gould 24  
 Chi — Jones 2 run (Gould kick)  
 NO — Colston 13 pass from Brees (Carney kick)  
 NO — Bush 88 pass from Brees (Carney kick)  
 Chi — Safety, Brees flagged for intentional grounding in end zone  
 Chi — Berrian 33 pass from Grossman (Gould kick)  
 Chi — Benson 12 run (Gould kick)  
 Chi — Jones 15 run (Gould kick)

### 2005

**SEATTLE 34, CAROLINA 14**—Matt Hasselbeck passed for 2 touchdowns and Shaun Alexander rushed for 132 yards and 2 scores as the Seahawks earned their first-ever Super Bowl appearance. The Seahawks forced 4 turnovers, outgained the Panthers 393-212 total yards, and held the ball for 41:51. The Seahawks scored 17 points in a span of 5:38 in the first half to pull away. Midway through the first quarter, Hasselbeck completed a 28-yard pass to backup quarterback Seneca Wallace, who had lined up split left. On the next play, Jerramy Stevens caught a 17-yard touchdown pass. Three plays later, Lofa Tatupu intercepted Jake Delhomme's pass to set up Josh Brown's 24-yard field goal. After Marquand Manuel intercepted Delhomme's pass, Alexander scored four plays later for a 17-0 lead with 14:53 left in the half. Steve Smith returned a punt 59 yards for a touchdown with 9:05 remaining in the half, but the Seahawks responded with a 10-play drive to set up Brown's second field goal. Seattle opened the second half with a 65-yard drive capped by Darrell Jackson's 20-yard touchdown catch for a 27-7 lead with 11:09 left in the third quarter. The Panthers never ran a play inside the Seahawks' 32. Hasselbeck was 20 of 28 for 219 yards and 2 touchdowns. Delhomme was 15 of 35 for 196 yards and 1 touchdown, with 3 interceptions.

<b>Carolina</b>	0	7	0	7	—	14
<b>Seattle</b>	10	10	7	7	—	34

Sea — Stevens 17 pass from Hasselbeck (J. Brown kick)

Sea — FG J. Brown 24  
 Sea — Alexander 1 run (J. Brown kick)  
 Car — S. Smith 59 punt return (Kasay kick)  
 Sea — FG J. Brown 39  
 Sea — Jackson 20 pass from Hasselbeck (J. Brown kick)  
 Sea — Alexander 1 run (J. Brown kick)  
 Car — Carter 47 pass from Delhomme (Kasay kick)

### 2004

**PHILADELPHIA 27, ATLANTA 10**—Donovan McNabb completed 2 touchdown passes as the Eagles reached their first Super Bowl since Super Bowl XV after the 1980 season. The Eagles, who had lost the previous three NFC Championship Games, allowed just 202 yards in a game played in a wind chill between 0 and -5 degrees. The Eagles had the wind in the first quarter, but used a 36-yard run by Brian Westbrook to set up Dorsey Levens' touchdown run. The Falcons responded with a 17-play drive, but after reaching the 2-yard line, the Falcons had to settle for a field goal after Hollis Thomas sacked Michael Vick on third-and-goal from the Eagles' 3. The Eagles drove into the 35-mile-per-hour wind and drove 72 yards, keyed by Freddie Mitchell's 13-yard reception on third-and-11 near midfield, and Greg Lewis' 45-yard catch that led to Chad Lewis' 3-yard scoring grab. Atlanta needed just five plays late in the half to pull within 14-10 on Warrick Dunn's 10-yard run. The Eagles added a field goal to begin the second half, and Brian Dawkins' interception and 19-yard return to the Falcons' 11 led to David Akers' second field goal and a 20-10 lead. The Falcons were unable to take advantage of the wind in the fourth quarter, failing to drive beyond the Eagles' 37 in three possessions. Philadelphia extended the lead on an 11-play, 65-yard drive that culminated with Chad Lewis' 2-yard catch with 3:21 remaining. McNabb was 17 of 26 for 186 yards and 2 touchdowns. Vick was 11 of 24 for 130 yards, with 1 interception.

<b>Atlanta</b>	0	10	0	0	—	10
<b>Philadelphia</b>	7	7	6	7	—	27

Phil — Levens 4 run (Akers kick)  
 Atl — FG Feely 23  
 Phil — C. Lewis 3 pass from McNabb (Akers kick)  
 Atl — Dunn 10 run (Feely kick)  
 Phil — FG Akers 31  
 Phil — FG Akers 34  
 Phil — C. Lewis 2 pass from McNabb (Akers kick)

### 2003

**CAROLINA 14, PHILADELPHIA 3**—Jake Delhomme passed for a touchdown and the Panthers forced 4 turnovers to advance to their first Super Bowl appearance. After a scoreless first quarter, Delhomme engineered an 8-play, 79-yard drive with 2 third-down conversions and capped by Muhsin Muhammad's 24-yard touchdown catch. The Eagles responded with a 41-yard field goal by David Akers. Two plays before the field goal, Donovan McNabb injured his ribs when, after tripping, he was hit by Mike Rucker. In the third quarter, Ricky Manning Jr. twice intercepted McNabb's passes. The first came at the Panthers' 14 to stop a drive, and the latter came at the Eagles' 37 to setup DeShaun Foster's 1-yard run with 4:11 left in the third quarter. Koy Detmer replaced the injured McNabb with 9:31 left, and drove the Eagles 81 yards to the Panthers' 11, but Dan Morgan intercepted his third-and-3 pass with 5:16 left. The Eagles got the ball back one last time, but Detmer's fourth-and-18 pass from midfield fell incomplete with 1:58 left. Delhomme was 9 of 14 for 101 yards and 1 touchdown. McNabb was 10 of 22 for 100 yards, with 3 interceptions, and Detmer was 7 of 14 for 88 yards, with 1 interception.

<b>Carolina</b>	0	7	7	0	—	14
<b>Philadelphia</b>	0	3	0	0	—	3

Car — Muhammad 24 pass from Delhomme (Kasay kick)  
 Phil — FG Akers 41  
 Car — Foster 1 run (Kasay kick)

### 2002

**TAMPA BAY 27, PHILADELPHIA 10**—A 71-yard pass reception by Joe Jurevicius sparked the Buccaneers, and Ronde Barber's 92-yard interception return for a touchdown in the final moments clinched Tampa Bay's first NFC title. The final game at Veterans Stadium began with a bang, as Brian Mitchell returned the opening kickoff 70 yards, and Duce Staley scored on a 20-yard touchdown run two plays later to stake the Eagles to a 7-0 lead just 52 seconds into the game. The Buccaneers answered with a field goal. Late in the first quarter, on third-and-2, Jurevicius caught a short crossing pass from Brad Johnson and flew 71 yards down the left sideline to give Tampa Bay its first lead. David Akers' 30-yard field goal tied the game midway through the second quarter, but the Buccaneers again responded by putting points on the board, with the 12-play, 80-yard drive capped by Keyshawn Johnson's 9-yard scoring grab. With the Eagles in field-goal range just before halftime, Simeon Rice sacked Donovan McNabb, forced him to fumble, and recovered the ball to quell the threat. Late in the third quarter, a 15-yard penalty by the Eagles for interfering with the opportunity to make a fair catch on a punt gave Tampa Bay the ball near midfield and set up Martin Gramatica's second field goal for a 20-10 lead. The Eagles drove to the Buccaneers' 10 in the fourth quarter, but on first-and-goal, Barber stepped in front of McNabb's short pass and raced untouched 92 yards with 3:12 remaining for the game-clinching touchdown. The Eagles' defense limited Tampa Bay to just 49 rushing yards on 32 carries, but Johnson completed 20 of 33 passes for 259 yards and 1 touchdown, with 1 interception, and was not sacked. McNabb was 26 of 49 for 243 yards, with 1 interception.

<b>Tampa Bay</b>	10	7	3	7	—	27
<b>Philadelphia</b>	7	3	0	0	—	10

Phil — Staley 20 run (Akers kick)  
 TB — FG Gramatica 48  
 TB — Alstott 1 run (Gramatica kick)  
 Phil — FG Akers 30  
 TB — K. Johnson 9 pass from B. Johnson (Gramatica kick)  
 TB — FG Gramatica 27  
 TB — Barber 92 interception return (Gramatica kick)

### 2001

**ST. LOUIS 29, PHILADELPHIA 24**—Marshall Faulk rushed for 159 yards and 2 touchdowns as the Rams held off the Eagles to advance to their second Super Bowl in three seasons. Leonard Little forced Donovan McNabb to fumble two plays into the game, and Brian Young recovered. Kurt Warner's 5-yard touchdown pass to Isaac Bruce five plays later staked the Rams to an early 7-0 lead. After an exchange of field goals, the Rams looked to extend their seven-point lead early in the second quarter, but Jeff Wilkins' 53-yard field-goal attempt hit the right upright. The Eagles took advantage, keyed by Correll Buckhalter's 31-yard run, to tie the game on Duce Staley's 1-yard touchdown run with 6:56 left in the first half. Faulk's 31-yard run moments later set up Wilkins' 39-yard field goal, but McNabb completed 2 third-down passes on the ensuing drive to set up his 12-yard touchdown pass to Todd Pinkston with 46 seconds left in the half to take a 17-13 lead into the locker room. The Eagles had a chance to extend their lead as Yo Murphy fumbled the kickoff to open the second half, but Nick Sorenson recovered for the Rams. Warner's 21-yard third-down pass to Torry Holt keyed the ensuing 12-play drive, capped by Wilkins' third field goal, to cut the deficit to 17-16. After a three-and-out, the Rams used a 10-play, 71-yard drive to take a 22-17 lead on Faulk's 1-yard run with 1:18 left in the third quarter. After two more three-and-outs by the Eagles, Faulk's 25-yard run on third-and-1 led to his second touchdown and gave the Rams a 29-17 lead with 6:55 remaining. Brian Mitchell returned the ensuing kickoff 41 yards to give the Eagles a spark, culminating with McNabb's 3-yard touchdown run, to cut the deficit to 29-24 with 2:56 to play. The Eagles' defense forced a three-and-out, but Aeneas Williams intercepted McNabb's fourth-down pass with 1:47 remaining to stop the rally. Philadelphia had the ball for one last play with

three seconds left, but failed to cross midfield during a lateral-pass play. Warner was 22 of 33 for 212 yards and 1 touchdown. McNabb was 18 of 30 for 171 yards and 1 touchdown, with 1 interception.

<b>Philadelphia</b>	3	14	0	7	—	24
<b>St. Louis</b>	10	3	9	7	—	29
StL	— Bruce 5 pass from Warner (Wilkins kick)					
Phil	— FG Akers 46					
StL	— FG Wilkins 27					
Phil	— Staley 1 run (Akers kick)					
StL	— FG Wilkins 39					
Phil	— Pinkston 12 pass from McNabb (Akers kick)					
StL	— FG Wilkins 41					
StL	— Faulk 1 run (pass failed)					
StL	— Faulk 1 run (Wilkins kick)					
Phil	— McNabb 3 run (Akers kick)					

**2000**

**NEW YORK GIANTS 41, MINNESOTA 0**—Kerry Collins passed for 381 yards and 5 touchdowns to lead the Giants to their first Super Bowl berth in 10 years. The Giants' defense forced 5 turnovers and limited the Vikings to 114 yards. Collins needed just 4 plays, and less than two minutes, to score on Ike Hilliard's 46-yard reception. Moe Williams fumbled the ensuing kickoff, and Lyle West recovered at the Vikings' 18. On the next play, Collins lofted a scoring pass to Greg Comella to give the Giants a 14-0 lead 2:13 into the game—before the Vikings had taken a snap. Robert Tate's interception gave Minnesota a scoring opportunity midway through the first quarter, but three plays later Emmanuel McDaniel intercepted Daunte Culpepper's pass in the end zone. The Giants proceeded to score on all four of their second-quarter possessions, including drives of 71, 62, and 77 yards. Collins capped the outburst with a 7-yard scoring pass to Hilliard that gave the Giants a 34-0 halftime lead. Cornelius Griffin recovered Culpepper's fumble at the Vikings' 29 early in the second half, and Collins' 7-yard touchdown pass to Amani Toomer gave the Giants a 41-0 lead with 12:06 left in the third quarter. The Vikings never drove beyond the Giants' 32 the rest of the game, and the Giants used a 19-play drive to run out the final 12:53. Collins completed 28 of 39 passes for 381 yards and 5 touchdowns, with 2 interceptions. Hilliard had 10 receptions for 155 yards. Culpepper was 13 of 28 for 78 yards, with 3 interceptions.

<b>Minnesota</b>	0	0	0	0	—	0
<b>N.Y. Giants</b>	14	20	7	0	—	41
NYG	— Hilliard 46 pass from Collins (Daluiso kick)					
NYG	— Comella 18 pass from Collins (Daluiso kick)					
NYG	— FG Daluiso 21					
NYG	— Jurevicius 8 pass from Collins (Daluiso kick)					
NYG	— FG Daluiso 22					
NYG	— Hilliard 7 pass from Collins (Daluiso kick)					
NYG	— Toomer 7 pass from Collins (Daluiso kick)					

**1999**

**ST. LOUIS 11, TAMPA BAY 6**—Kurt Warner's 30-yard touchdown pass to Ricky Proehl with 4:44 remaining lifted the Rams to their first Super Bowl in 20 seasons. On the game's first play, Steve White intercepted Warner's pass at the Rams' 20, but the Buccaneers had to settle for Martin Gramatica's field goal. The Rams immediately responded with a field goal by Jeff Wilkins and took a 5-3 lead when Tony Mayberry's Shotgun snap from the Buccaneers' 20 on the first play of the second quarter sailed over Shaun King's head. King batted the ball out of the end zone for a safety, but Wilkins, who was battling patellar tendonitis in his non-kicking knee, missed a 44-yard attempt on the Rams' next possession. Todd Lyght's interception at the Rams' 33 just before the half allowed the Rams to maintain their 5-3 lead. King's 32-yard pass to Jacques Green led to Gramatica's 23-yard field goal early in the third quarter, giving the Buccaneers a 6-5 lead. Warner was intercepted on the Rams' next two possessions, including once by Hardy Nickerson at the Buccaneers' 2, to maintain Tampa Bay's one-point lead. On third-and-11 from midfield with just over eight minutes remaining, Dre' Bly intercepted King's pass and returned it 9 yards to the Buccaneers' 44. Six plays later, on third-and-4 from the Buccaneers' 30, Warner read the blitz and lofted the ball down the left sideline to Proehl, who made a one-handed catch in the end zone despite Brian Kelly's step-for-

step defense. The Buccaneers mounted one last attack, but King was sacked twice in the final two minutes, and his fourth-and-11 Hail Mary pass from the Rams' 35 was knocked down in the end zone. Warner was 26 of 43 for 258 yards and 1 touchdown, with 3 interceptions. Proehl, who had not caught a touchdown pass all season, finished with 6 receptions for 100 yards. King was 13 of 29 for 163 yards, with 2 interceptions.

<b>Tampa Bay</b>	3	0	3	0	—	6
<b>St. Louis</b>	3	2	0	6	—	11
TB	— FG Gramatica 25					
StL	— FG Wilkins 24					
StL	— Safety, Mayberry's snap went out of end zone					
TB	— FG Gramatica 23					
StL	— Proehl 30 pass from Warner (pass failed)					

**1998**

**ATLANTA 30, MINNESOTA 27 (OT)**—Chris Chandler passed for 3 touchdowns, and Morten Andersen made a 38-yard field goal 11:52 into overtime to catapult the Falcons into their first Super Bowl. The Falcons drove 12 plays to score on their opening possession, but Minnesota retaliated by scoring on their first four possessions. First, Randall Cunningham capped a 5-play drive with a 31-yard touchdown pass to Randy Moss. Fumbles by Harold Green and O.J. Santiago led to Gary Anderson's 29-yard field goal and Cunningham's 1-yard sneak. Following a punt, Anderson, who did not miss a field-goal or extra-point attempt all season, made a 35-yard field goal to give the Vikings a 20-7 lead with 2:45 left in the half. The Vikings' defense forced another punt and started at their 18 with 1:17 left in the half. After 2 incompletions, Chuck Smith stripped Cunningham of the ball, and Travis Hall recovered. Chandler fired a 14-yard scoring strike to Terance Mathis on the next play to cut the deficit to 20-14 at halftime. Andersen's field goal cut the Vikings' lead to three points midway through the third quarter, but the Vikings used a 15-play, 82-yard drive, culminated by Cunningham's 5-yard touchdown pass to Matthew Hatchette, to take a 27-17 lead with 13:41 left. Chandler's 70-yard pass to Tony Martin set up Andersen's second field goal with 11:02 left, and Cunningham's fumble, recovered by Shane Drnett at the Vikings' 30, kept the Falcons' hopes alive. However, trailing 27-20 and faced with fourth-and-4 from the Vikings' 24 with 6:13 left, Chandler threw an incomplete pass. The Vikings held onto the ball for the next four minutes, but Anderson's 38-yard field-goal attempt failed, his first miss in 122 attempts. Chandler promptly drove the Falcons downfield, with the big play being a 29-yard pass to Ronnie Harris, and on second-and-10 from the Vikings' 16 with 57 seconds left, Chandler found Mathis just beyond the goal line for the game-tying touchdown. After a scramble and incomplete pass, Cunningham took a knee and the game went to overtime. Minnesota won the toss, but could not move beyond midfield with either of its two possessions. Following the second overtime punt, the Falcons began at the their 9, and Chandler found Santiago for 15- and 26-yard gains to move into Vikings' territory. A scramble by Chandler and a 9-yard run by Jamal Anderson set up Andersen's winning kick. Chandler was 27 of 43 for 340 yards and 3 touchdowns. Martin had 5 catches for 129 yards. Cunningham was 29 of 48 for 266 yards and 2 touchdowns. This was the first championship game to go to overtime since the 1986 AFC Championship Game.

<b>Atlanta</b>	7	7	3	10	3	—	30
<b>Minnesota</b>	7	13	0	7	0	—	27
Atl	— J. Anderson 5 pass from Chandler (Andersen kick)						
Minn	— Moss 31 pass from Cunningham (G. Anderson kick)						
Minn	— FG G. Anderson 29						
Minn	— Cunningham 1 run (Anderson kick)						
Minn	— FG G. Anderson 35						
Atl	— Mathis 14 pass from Chandler (Andersen kick)						
Atl	— FG Andersen 27						
Minn	— Hatchette 5 pass from Cunningham (G. Anderson kick)						
Atl	— FG Andersen 24						
Atl	— Mathis 16 pass from Chandler (Andersen kick)						
Atl	— FG Andersen 38						

**1997**

**GREEN BAY 23, SAN FRANCISCO 10**—A stifling defensive effort by the Packers limited the 49ers to 33 rushing yards, forced 2 turnovers, and recorded 4 sacks as Green Bay earned their fourth Super Bowl appearance. The Packers forced a punt on the game's initial possession and drove to the 1-yard line, but Gary Plummer batted down Brett Favre's third-and-goal pass, forcing Green Bay to settle for Ryan Longwell's field goal. After an exchange of punts, the 49ers drove to the Packers' 28. However, Eugene Robinson intercepted Steve Young's third-down pass and raced 58 yards. Favre fired a 27-yard touchdown pass to Antonio Freeman two plays later to give the Packers a 10-0 lead. The Packers forced another punt and had a chance to extend their lead, but Longwell's 47-yard field-goal attempt failed. The 49ers responded with a 10-play drive, capped by Gary Anderson's field goal with 58 seconds left in the half. On their own 35-yard line with time running out in the half, Favre lofted a 40-yard bomb to Freeman with three seconds left in the half. Longwell trotted onto the field and made a 43-yard field goal to give the Packers a 13-3 halftime lead. Each team punted their first three possessions of the second half, but Tommy Thompson's third punt allowed the Packers to begin at the 49ers' 35. Even with great field position, the 49ers' defense held the Packers to Longwell's third field goal with 5:03 left. The 49ers were forced to go for it on fourth-and-10 from their own 20, only to watch Keith McKenzie sack Young for a 9-yard loss. Levens scored two plays later to give Green Bay a 23-3 lead with 3:10 left. Chuck Levy promptly returned the ensuing kickoff 95 yards for a touchdown, but Jeff Thomason recovered the ensuing onside kick and the Packers clinched their second consecutive NFC title. Favre was 16 of 27 for 222 yards and 1 touchdown. Levens rushed 27 times for 114 yards. Freeman had 4 receptions for 107 yards. Young was 23 of 38 for 250 yards, with 1 interception. Terrell Owens had 6 catches for 100 yards.

<b>Green Bay</b>	3	10	0	10	—	23
<b>San Francisco</b>	0	3	0	7	—	10
GB	— FG Longwell 19					
GB	— Freeman 27 pass from Favre (Longwell kick)					
SF	— FG Anderson 28					
GB	— FG Longwell 43					
GB	— FG Longwell 25					
GB	— Levens 5 run (Longwell kick)					
SF	— Levy 95 kickoff return (Anderson kick)					

**1996**

**GREEN BAY 30, CAROLINA 13**—Dorsey Levens combined for 205 total yards of offense, and Brett Favre threw 2 touchdown passes, as the Packers earned their first Super Bowl berth in twenty-nine years. With the wind chill fluctuating between 17- and 25-degrees below zero, the Panthers scored first. Sam Mills intercepted Favre and returned the ball to the 2-yard line, setting up Howard Griffith's touchdown catch. Levens broke off a 35-yard run on third-and-1 late in the first quarter, and then made a spectacular diving catch in the end zone to open the second quarter and tie the game. Lamar Lathon recovered a Favre fumble, setting up John Kasay's go-ahead field goal. Green Bay then scored twice in the final 48 seconds of the first half to turn the game's momentum. Antonio Freeman caught a 6-yard touchdown pass on third-and-3 after Andre Rison's 22-yard catch put the Packers in position. Tyrone Williams then made a diving interception on the Packers' 38-yard line with 35 seconds left in the half. Favre fired a 23-yard pass to Rison and 25-yard bullet to Freeman to set up Chris Jacke's field goal and give Green Bay a 17-10 halftime lead. After an exchange of field goals, Levens turned a screen pass into a 66-yard play, setting up Edgar Bennett's touchdown run. LeRoy Butler recovered Anthony Johnson's fumble on Carolina's next possession, and set up Jacke's last field goal. Green Bay had 201 rushing yards, outgained Carolina 479-251 in total yards, and dominated time of possession (38:03-21:57). The victory gave Green Bay a 9-0 postseason record at Lambeau Field.

<b>Carolina</b>	7	3	3	0	—	13
<b>Green Bay</b>	0	17	10	3	—	30
Car	— Griffith 3 pass from Collins (Kasay kick)					
GB	— Levens 29 pass from Favre (Jacke kick)					
Car	— FG Kasay 22					



## CHAMPIONSHIP GAMES

GB — Freeman 6 pass from Favre (Jacke kick)  
 GB — FG Jacke 31  
 GB — FG Jacke 32  
 Car — FG Kasay 23  
 GB — Bennett 4 run (Jacke kick)  
 GB — FG Jacke 28

### 1995

**DALLAS 38, GREEN BAY 27**—Emmitt Smith rushed for 150 yards and 3 touchdowns to help the Cowboys reach the Super Bowl for the third time in four years and a record eighth time overall. Dallas, playing in the NFC Championship Game for the fourth consecutive year, jumped to a 14-3 lead in the first quarter on a pair of touchdown passes from Troy Aikman to Michael Irvin. But the Packers rallied behind 2 touchdown passes from Brett Favre, and the score was tied 17-17 late in the first half when Smith took control. With 4:05 left in the second quarter and the Cowboys pinned at their own 1-yard line by a punt that rolled out of bounds, Smith got his team out of the shadow of its goal line with a 25-yard run. Six plays later, Aikman's 28-yard completion to Irvin moved Dallas into scoring position, and Smith capped the 11-play, 99-yard drive with a 1-yard touchdown run 24 seconds before halftime. Green Bay rallied again, taking a 27-24 lead on Chris Jacke's 37-yard field goal and Brett Favre's 1-yard touchdown pass to Robert Brooks, only to see Smith rush for 2 more touchdowns to win the game in the fourth quarter. The first was a 5-yard run that capped a 14-play, 90-yard drive, and the latter was a 16-yard run with 9:28 remaining. It was set up by cornerback Larry Brown's interception and 28-yard return. The Cowboys wore down the Packers by controlling the ball for nearly 39 of the game's 60 minutes. Dallas ran more plays (77-55) for more first downs (27-17) and more total yards (419-328), and did not commit a turnover. Aikman completed 21 of 33 passes for 255 yards. Irvin caught 7 passes for 100 yards. Favre, who misfired on his first six attempts and then had his first two completions go for touchdowns, finished with 21 completions in 39 attempts for 307 yards and 3 touchdowns, but was intercepted twice. Brooks caught 6 passes for 105 yards and 2 touchdowns.

<b>Green Bay</b>	10	7	10	0	—	27
<b>Dallas</b>	14	10	0	14	—	38

GB — FG Jacke 46  
 Dall — Irvin 6 pass from Aikman (Boniol kick)  
 Dall — Irvin 4 pass from Aikman (Boniol kick)  
 GB — R. Brooks 73 pass from Favre (Jacke kick)  
 GB — Jackson 24 pass from Favre (Jacke kick)  
 Dall — FG Boniol 34  
 Dall — E. Smith 1 run (Boniol kick)  
 GB — FG Jacke 37  
 GB — R. Brooks 1 pass from Favre (Jacke kick)  
 Dall — E. Smith 5 run (Boniol kick)  
 Dall — E. Smith 16 run (Boniol kick)

### 1994

**SAN FRANCISCO 38, DALLAS 28**—The 49ers eliminated the two-time defending Super Bowl champions by racing to a 21-0 lead in the game's opening minutes and holding on for the victory. San Francisco, which lost to Dallas in each of the previous two NFC title games, thus qualified for its fifth Super Bowl and dashed the Cowboys' hopes of becoming the first team to win three consecutive Super Bowls. The 49ers took advantage of Dallas turnovers to build its early lead. Cornerback Eric Davis intercepted Troy Aikman's pass on the third play of the game and returned it 44 yards for a touchdown and 7-0 lead with just 1:02 elapsed. Three plays later, Davis forced a fumble that teammate Tim McDonald recovered, and it took San Francisco five plays to convert that into Steve Young's 29-yard touchdown pass to running back Ricky Watters. Kevin Williams fumbled the ensuing kickoff and 49ers kicker Doug Brien recovered at the Cowboys' 35. Fullback William Floyd capped a seven-play drive with a 1-yard run for San Francisco's third touchdown in a span of 6:25. Dallas tried to rally, and pulled within 24-14 late in the first half on a 4-yard run by Emmitt Smith and a 44-yard pass from Aikman to Michael Irvin sandwiched around Brien's 34-yard field goal. But three incompletions that stopped the clock and John Jett's 23-yard punt positioned the 49ers

for a back-breaking 28-yard touchdown pass from Young to Jerry Rice just eight seconds before halftime. The Cowboys closed within 10 points twice more in the second half, but were stopped on fourth down twice in the fourth quarter and could get no closer. Dallas finished with a sizeable advantage in total yards (451-294), but was undone by 5 turnovers. Aikman completed 30 of 53 passes for 380 yards and 2 touchdowns, but was intercepted twice. Smith rushed for 74 yards despite nursing an injured hamstring. Irvin caught 12 passes for 192 yards and 2 touchdowns. Young caught 2 touchdowns and ran for another for San Francisco.

<b>Dallas</b>	7	7	7	7	—	28
<b>San Francisco</b>	21	10	7	0	—	38

SF — Davis 44 interception (Brien kick)  
 SF — Watters 29 pass from Young (Brien kick)  
 SF — Floyd 1 run (Brien kick)  
 Dall — Irvin 44 pass from Aikman (Boniol kick)  
 SF — FG Brien 34  
 Dall — E. Smith 4 run (Boniol kick)  
 SF — Rice 28 pass from Young (Brien kick)  
 Dall — E. Smith 1 run (Boniol kick)  
 SF — Young 3 run (Brien kick)  
 Dall — Irvin 10 pass from Aikman (Boniol kick)

### 1993

**DALLAS 38, SAN FRANCISCO 21**—Troy Aikman threw 2 touchdown passes and Emmitt Smith scored twice as the Cowboys scored on four of their first five possessions and easily handled the 49ers to win the NFC title. Dallas struck quickly, taking the opening kickoff and marching 75 yards in 11 plays to Smith's 5-yard touchdown run 6:19 into the game. San Francisco tied it when running back Tom Rathman caught a 7-yard touchdown pass from Steve Young on the first play of the second quarter, but the Cowboys broke open the game by scoring touchdowns the next three times they had the ball. They countered Rathman's score with an 11-play, 80-yard drive capped by Daryl Johnston's 4-yard touchdown run 5:12 into the second quarter. Three plays later, safety Thomas Everett intercepted a pass that was tipped by San Francisco's John Taylor, and returned it 14 yards to the 49ers' 24-yard line. It took Dallas only four plays to convert that into Aikman's 11-yard touchdown pass to Smith 6:04 before intermission. Aikman teamed with tight end Jay Novacek on a 19-yard touchdown pass in the final minute of the first half to give the Cowboys a 28-7 lead. San Francisco pulled within 14 points on a 4-yard touchdown run by Ricky Watters, but Dallas put the game out of reach when Bernie Kosar teamed with Alvin Harper on a 42-yard touchdown pass with 2:24 remaining in the third quarter. Kosar, in the game because Aikman suffered a concussion early in the second half, kept the drive alive with a 12-yard completion to Michael Irvin on third-and-9 from the Cowboys' 19, and also had a 20-yard completion to Novacek on the 7-play, 82-yard drive. Aikman, who did not return, completed 14 of 18 passes for 177 yards. Kosar was 5 of 9 for 83 yards. Smith rushed for 88 yards on 23 carries and caught 7 passes for 85 yards. 49ers quarterback Steve Young completed 27 of 45 passes for 287 yards and led his team with 38 rushing yards. But he also suffered 4 sacks and was supported by only 46 yards from San Francisco's running backs. Dallas, which beat the 49ers 30-20 in the 1992 NFC Championship Game, qualified for its seventh Super Bowl, extending its NFL record. San Francisco lost in the NFC title game for the third time in four years.

<b>San Francisco</b>	0	7	7	7	—	21
<b>Dallas</b>	7	21	7	3	—	38

Dall — E. Smith 5 run (Murray kick)  
 SF — Rathman 7 pass from Young (Cofer kick)  
 Dall — Johnston 4 run (Murray kick)  
 Dall — E. Smith 11 pass from Aikman (Murray kick)  
 Dall — Novacek 19 pass from Aikman (Murray kick)  
 SF — Watters 4 run (Cofer kick)  
 Dall — Harper 42 pass from Kosar (Murray kick)  
 Dall — FG Murray 50  
 SF — Young 1 run (Cofer kick)

### 1992

**DALLAS 30, SAN FRANCISCO 20**—The Cowboys' offense dominated the second half as Dallas advanced to its record sixth Super Bowl. The day started ominously

for the 49ers when, on their opening possession, Steve Young's 63-yard scoring pass to Jerry Rice was nullified by a penalty. The teams battled to a 10-10 halftime tie, with all of the Cowboys' points coming off turnovers. Dallas took the second-half kickoff and marched 78 yards, the last 3 coming on Daryl Johnston's touchdown run, to take a 17-10 lead. After San Francisco answered with a field goal, the Cowboys drove 79 yards, taking a 24-13 fourth-quarter lead on Troy Aikman's 16-yard scoring pass to Emmitt Smith. Later in the quarter, the 49ers drove 93 yards on the arm of Young, who capped the drive with a 5-yard scoring pass to Rice that made it 24-20 with 4:22 left. But on the first play after the ensuing kickoff, Aikman fired a 14-yard pass to Alvin Harper, who broke loose for a 70-yard gain to the 49ers' 9. Three plays later, Aikman found Kelvin Martin for a 6-yard touchdown pass that made it 30-20 with 3:43 to play. The teams were even statistically, but the 49ers had 4 turnovers to none for the Cowboys. Aikman was 24 of 34 for 322 yards, while Young was 25 of 35 for 313. Smith had 173 total yards (114 rushing, 59 receiving). Rice led all receivers with 8 catches for 123 yards.

<b>Dallas</b>	3	7	7	13	—	30
<b>San Francisco</b>	7	3	3	7	—	20

Dall — FG Elliott 20  
 SF — Young 1 run (Cofer kick)  
 Dall — E. Smith 4 run (Elliott kick)  
 SF — FG Cofer 28  
 Dall — Johnston 3 run (Elliott kick)  
 SF — FG Cofer 42  
 Dall — E. Smith 16 pass from Aikman (Elliott kick)  
 SF — Rice 5 pass from Young (Cofer kick)  
 Dall — Martin 6 pass from Aikman (kick failed)

### 1991

**WASHINGTON 41, DETROIT 10**—The Redskins jumped on the Lions from the start and did not let up to earn their fifth Super Bowl berth. Washington recovered a fumble on the first play from scrimmage and turned it into Gerald Riggs' 2-yard touchdown run 1:06 into the game. Kurt Gouveia's 38-yard interception return three minutes later set up a field goal that made it 10-0. Riggs added another touchdown run as Washington led 17-10 at halftime. In the second half, Mark Rypien fired touchdown passes of 45 yards (to Gary Clark) and 21 yards (to Art Monk) as the Redskins pulled away. Darrell Green capped the victory with a 32-yard interception return for a touchdown. Rypien completed 12 of 17 passes for 228 yards. Monk caught 5 for 94. Detroit's Erik Kramer completed 21 of 33 passes for 249 yards.

<b>Detroit</b>	0	10	0	0	—	10
<b>Washington</b>	10	7	10	14	—	41

Wash — Riggs 2 run (Lohmiller kick)  
 Wash — FG Lohmiller 20  
 Det — W. Green 18 pass from Kramer (Murray kick)  
 Wash — Riggs 3 run (Lohmiller kick)  
 Det — FG Murray 30  
 Wash — FG Lohmiller 28  
 Wash — Clark 45 pass from Rypien (Lohmiller kick)  
 Wash — Monk 21 pass from Rypien (Lohmiller kick)  
 Wash — D. Green 32 interception return (Lohmiller kick)

### 1990

**NEW YORK GIANTS 15, SAN FRANCISCO 13**—Matt Bahr kicked a 42-yard field goal as time expired to lift the Giants over the 49ers. New York's offense controlled the ball for 39 minutes, keeping the 49ers' high-powered offense on the sideline. The teams traded field goals in a first half that ended 6-6. San Francisco scored the game's only touchdown in the third quarter, when John Taylor turned a sideline pass into a 61-yard scoring reception and a 13-6 lead. Bahr answered with 2 more field goals to cut the deficit to 13-12 midway through the fourth quarter. Still, the 49ers appeared in control as they drove into Giants' territory with four minutes to play. But New York's Erik Howard forced a fumble that teammate Lawrence Taylor recovered at the Giants' 42 with 3:43 remaining, and quarterback Jeff Hostetler drove the Giants 33 yards in 6 plays to set up Bahr's winning kick, his fifth field goal of the day. New York rushed for 152 yards while limiting San Francisco to 39. Hostetler completed 15 of 27 passes for 176 yards. The 49ers' Joe Montana



completed 18 of 26 passes for 190 yards before leaving in the fourth quarter with an injury.

<b>N.Y. Giants</b>	3	3	3	6	—	15
<b>San Francisco</b>	3	3	7	0	—	13
SF	— FG Cofer 47					
NYG	— FG Bahr 28					
NYG	— FG Bahr 42					
SF	— FG Cofer 35					
SF	— Taylor 61 pass from Montana (Cofer kick)					
NYG	— FG Bahr 46					
NYG	— FG Bahr 38					
NYG	— FG Bahr 42					

**1989**

**SAN FRANCISCO 30, LOS ANGELES RAMS 3**—The 49ers were nearly perfect in defeating the Rams and earning their second consecutive Super Bowl berth. Los Angeles had the advantage early, taking a 3-0 lead and threatening for more when Jim Everett fired a deep pass to a wide-open Willie Anderson. But 49ers safety Ronnie Lott recovered to make a touchdown-saving deflection, and San Francisco took over from there. Montana fired 2 touchdown passes, and Roger Craig scored on a 1-yard run to give the 49ers a 21-3 halftime lead. Mike Cofer added 3 field goals in the second half to complete the scoring. Montana completed 26 of 30 passes for 262 yards. San Francisco dominated every statistical category, from first downs (29 to 9) to total yards (442 to 156) to time of possession (39:48 to 20:12).

<b>L.A. Rams</b>	3	0	0	0	—	3
<b>San Francisco</b>	0	21	3	6	—	30
Rams	— FG Lansford 23					
SF	— Jones 20 pass from Montana (Cofer kick)					
SF	— Craig 1 run (Cofer kick)					
SF	— Taylor 18 pass from Montana (Cofer kick)					
SF	— FG Cofer 28					
SF	— FG Cofer 36					
SF	— FG Cofer 25					

**1988**

**SAN FRANCISCO 28, CHICAGO 3**—Despite Bear weather (17 degrees with a wind-chill factor of minus-26 degrees), the 49ers dominated Chicago from beginning to end. In the first quarter, Joe Montana hit Jerry Rice for a 61-yard touchdown pass. The same pair hooked up again in the second period for a 27-yard scoring pass to give the 49ers a 14-3 halftime lead. Montana's third scoring strike, a 5-yard pass to tight end John Frank, made it 21-3 in the third quarter, and Tom Rathman completed the scoring with a 4-yard touchdown run in the final period. Montana was 17 of 27 for 288 yards with no interceptions. Rice had 5 catches for 133 yards. The Bears crossed the 49ers' 40 only twice in the game, and their longest gain was just 18 yards.

<b>San Francisco</b>	7	7	7	7	—	28
<b>Chicago</b>	0	3	0	0	—	3
SF	— Rice 61 pass from Montana (Cofer kick)					
SF	— Rice 27 pass from Montana (Cofer kick)					
Chi	— FG Butler 25					
SF	— Frank 5 pass from Montana (Cofer kick)					
SF	— Rathman 4 run (Cofer kick)					

**1987**

**WASHINGTON 17, MINNESOTA 10**—The Redskins used 8 sacks and a late defensive stand to hold off the Vikings. Washington struck first on a 42-yard touchdown pass from Doug Williams to Kelvin Bryant, but Minnesota answered with a 23-yard scoring pass from Wade Wilson to Leo Lewis to make it 7-7 at halftime. The teams traded field goals in the second half, then Williams hit Gary Clark for a 43-yard pass to the Vikings' 11, and three plays later found Clark for a 7-yard score that made it 17-10 with five minutes to play. Minnesota responded by driving 61 yards to the Redskins' 6, but the Vikings were stopped there on fourth-and-goal when Washington's Darrell Green knocked the ball away from Wilson's intended receiver, running back Darrin Nelson, at the 1-yard line with 52 seconds left.

<b>Minnesota</b>	0	7	0	3	—	10
<b>Washington</b>	7	0	3	7	—	17
Wash	— Bryant 42 pass from Williams (Haji-Sheikh kick)					
Minn	— Lewis 23 pass from Wilson (C. Nelson kick)					
Wash	— FG Haji-Sheikh 28					

Minn — FG C. Nelson 18  
Wash — Clark 7 pass from Williams (Haji-Sheikh kick)

**1986**

**NEW YORK GIANTS 17, WASHINGTON 0**—The coin toss was the turning point as the Giants shut down the Redskins. Faced with 30-mile per hour winds, New York won the toss and opted to have the wind at its back rather than to receive the opening kickoff. Then the Giants defense stuffed the Redskins, forcing a short punt, and the offense drove 17 yards to a field goal. After the ensuing kickoff, the act was repeated, except this time the Giants drove 38 yards to a touchdown on Phil Simms' 11-yard pass to Lionel Manuel. In the second quarter, New York drove 49 yards, this time into the wind, to take a 17-0 lead on Joe Morris' 1-yard run. No matter which way the wind was blowing, the Giants' defense dominated all day, denying Washington a first down on all 14 of its third-down conversion attempts. It was the third straight shutout in an NFC title game.

<b>Washington</b>	0	0	0	0	—	0
<b>N.Y. Giants</b>	10	7	0	0	—	17
NYG	— FG Allegre 47					
NYG	— Manuel 11 pass from Simms (Allegre kick)					
NYG	— Morris 1 run (Allegre kick)					

**1985**

**CHICAGO 24, LOS ANGELES RAMS 0**—The Bears earned their first Super Bowl berth thanks to a defense that overwhelmed the Rams. Chicago drove 66 yards for a touchdown on its first possession, the last 16 coming on quarterback Jim McMahon's scramble around left end. The Bears made it 10-0 with a field goal on their next possession. Just before halftime, the Rams blew their only scoring opportunity of the day, driving to the Bears' 3 only to misplay the clock and fail to get off a play before the first half expired. McMahon fired a 22-yard scoring strike to Willie Gault in the third quarter, and Wilber Marshall clinched the win with a 52-yard fumble return for a touchdown in the final period. Chicago limited Los Angeles to 130 total yards.

<b>L.A. Rams</b>	0	0	0	0	—	0
<b>Chicago</b>	10	0	7	7	—	24
Chi	— McMahon 16 run (Butler kick)					
Chi	— FG Butler 34					
Chi	— Gault 22 pass from McMahon (Butler kick)					
Chi	— Marshall 52 fumble return (Butler kick)					

**1984**

**SAN FRANCISCO 23, CHICAGO 0**—The 49ers shut down the Bears' passing attack, and their offense came on after a slow start in San Francisco's victory. While the 49ers' defense was stopping the Bears, the 49ers' offense was stopping itself with 2 interceptions inside Chicago's 10. San Francisco only led 6-0 when the offense finally got on track in the third quarter. Wendell Tyler ran 9 yards for a touchdown to make it 13-0. The Bears then drove to the 49ers' 21, but San Francisco recorded 2 sacks to end the threat. In the fourth quarter, Joe Montana capped an 88-yard drive with a 10-yard scoring pass to Freddie Solomon, and Ray Wersching added a field goal. The 49ers posted 9 sacks while limiting the Bears to 37 passing yards.

<b>Chicago</b>	0	0	0	0	—	0
<b>San Francisco</b>	3	3	7	10	—	23
SF	— FG Wersching 21					
SF	— FG Wersching 22					
SF	— Tyler 9 run (Wersching kick)					
SF	— Solomon 10 pass from Montana (Wersching kick)					
SF	— FG Wersching 34					

**1983**

**WASHINGTON 24, SAN FRANCISCO 21**—The Redskins, after blowing a 21-0 fourth-quarter lead, escaped with a victory when Mark Moseley kicked a 40-yard field goal with 40 seconds to play. Washington built a 21-0 lead on 2 scoring runs by John Riggins and a 70-yard scoring pass from Joe Theismann to Charlie Brown. The lead could have been greater were it not for 4 field-goal misses by Moseley and a punt return touchdown that was nullified. Those mistakes came back to haunt the Redskins in the fourth quarter, when Joe Montana fired 3 touchdown passes in a seven-minute span to tie the

game at 21-21. But Washington responded with a 79-yard drive to Moseley's winning kick, consuming 6:12 in the process. Montana completed 27 of 48 passes for 347 yards. Riggins gained 123 yards on 36 carries.

<b>San Francisco</b>	0	0	0	21	—	21
<b>Washington</b>	0	7	14	3	—	24
Wash	— Riggins 4 run (Moseley kick)					
Wash	— Riggins 1 run (Moseley kick)					
Wash	— Brown 70 pass from Theismann (Moseley kick)					
SF	— Wilson 5 pass from Montana (Wersching kick)					
SF	— Solomon 76 pass from Montana (Wersching kick)					
SF	— Wilson 12 pass from Montana (Wersching kick)					
Wash	— FG Moseley 25					

**1982**

**WASHINGTON 31, DALLAS 17**—Behind the Hogs, their mammoth offensive line, the Redskins defeated the Cowboys in a hard-hitting contest. Trailing 3-0 in the first period, Washington drove 84 yards for 1 touchdown, then recovered a fumble and drove 11 yards for a second score that made it 14-3 at halftime. Quarterback Gary Hogeboom, playing in place of injured starter Danny White, led Dallas to a touchdown on its opening possession of the second half to make it 14-10. However, Mike Nelms returned the ensuing kickoff 76 yards to the Cowboys' 20, setting up John Riggins' 4-yard scoring run that gave Washington a 21-10 lead. Hogeboom drove the Cowboys 84 yards to another score to cut the deficit to 21-17. But in the final period, Hogeboom threw 2 interceptions—the first leading to a Redskins' field goal, the second leading to a touchdown when defensive tackle Darryl Grant returned it 10 yards for the clinching score. Riggins gained 140 yards on 36 carries.

<b>Dallas</b>	3	0	14	0	—	17
<b>Washington</b>	7	7	7	10	—	31
Dall	— FG Septien 27					
Wash	— Brown 19 pass from Theismann (Moseley kick)					
Wash	— Riggins 1 run (Moseley kick)					
Dall	— Pearson 6 pass from Hogeboom (Septien kick)					
Wash	— Riggins 4 run (Moseley kick)					
Dall	— Johnson 23 pass from Hogeboom (Septien kick)					
Wash	— FG Moseley 29					
Wash	— Grant 10 interception return (Moseley kick)					

**1981**

**SAN FRANCISCO 28, DALLAS 27**—"The Catch" gave the 49ers the victory and their first trip to the Super Bowl. Trailing 27-21 with 4:54 to play, Joe Montana led San Francisco on a methodical 89-yard drive. On third down from the Cowboys' 6, Montana rolled right, where several Cowboys converged on him. He tried to throw the ball away—high and towards the back of the end zone. Instead, Dwight Clark turned the throwaway into a touchdown with a spectacular leaping catch that gave the 49ers the lead with 51 seconds left. But the win was not secured until San Francisco recovered a Cowboys' fumble near midfield with 30 seconds left. Clark's catch was the sixth lead change of the day. The 49ers overcame 6 turnovers to win, thanks to Montana (22 of 35 for 286 yards) and Clark (8 catches for 120 yards).

<b>Dallas</b>	10	7	0	10	—	27
<b>San Francisco</b>	7	7	7	7	—	28
SF	— Solomon 8 pass from Montana (Wersching kick)					
Dall	— FG Septien 44					
Dall	— Hill 26 pass from D. White (Septien kick)					
SF	— Clark 20 pass from Montana (Wersching kick)					
Dall	— Dorsett 5 run (Septien kick)					
SF	— Davis 2 run (Wersching kick)					
Dall	— FG Septien 22					
Dall	— Cosbie 21 pass from D. White (Septien kick)					
SF	— Clark 6 pass from Montana (Wersching kick)					

**1980**

**PHILADELPHIA 20, DALLAS 7**—Wilbert Montgomery ran for 194 yards to lead the Eagles to victory on a cold, blustery day in Philadelphia. Montgomery burst

## CHAMPIONSHIP GAMES

through the Cowboys' defense for a 42-yard scoring run just 2:11 into the game. Dallas tied the game at 7-7 in the second quarter, but did not cross the Eagles' 39 the rest of the day. The Eagles converted 2 fumble recoveries into 10 third-quarter points, then used Montgomery's running and a fired-up defense to stymie the Cowboys. The Eagles finished with 263 rushing yards.

<b>Dallas</b>	0	7	0	0	—	7
<b>Philadelphia</b>	7	0	10	3	—	20
Phil	— Montgomery 42 run (Franklin kick)					
Dall	— Dorsett 3 run (Septien kick)					
Phil	— FG Franklin 26					
Phil	— Harris 9 run (Franklin kick)					
Phil	— FG Franklin 20					

### 1979

**LOS ANGELES 9, TAMPA BAY 0**—The Rams advanced to their first Super Bowl thanks to a superb defensive effort. Los Angeles' offense ate up chunks of yardage, but fell short of the end zone and had to settle for 3 field goals by Frank Corral. That was more than enough for the Rams' defense, which limited Tampa Bay to 177 total yards, 5 completions in 27 pass attempts, and only 7 first downs. Los Angeles finished with 369 total yards, including 216 on the ground. The victory ended the Rams' string of four championship game losses.

<b>Los Angeles</b>	0	6	0	3	—	9
<b>Tampa Bay</b>	0	0	0	0	—	0
LA	— FG Corral 19					
LA	— FG Corral 21					
LA	— FG Corral 23					

### 1978

**DALLAS 28, LOS ANGELES 0**—A defensive struggle turned into a rout when the Cowboys converted 5 turnovers into 4 second-half touchdowns. After a scoreless first half, Charlie Waters intercepted 2 passes to set up Dallas' first 2 scores—a 5-yard run by Tony Dorsett and a 4-yard pass from Roger Staubach to Scott Laidlaw. Dallas later recovered a fumble at its 11-yard line and drove 89 yards for a touchdown and a 21-0 lead. Linebacker Thomas (Hollywood) Henderson capped the victory with a 68-yard interception return for a touchdown. The Rams outgained Dallas 277-235, but were undone by 7 turnovers.

<b>Dallas</b>	0	0	7	21	—	28
<b>Los Angeles</b>	0	0	0	0	—	0
Dall	— Dorsett 5 run (Septien kick)					
Dall	— Laidlaw 4 pass from Staubach (Septien kick)					
Dall	— DuPree 11 pass from Staubach (Septien kick)					
Dall	— Henderson 68 interception return (Septien kick)					

### 1977

**DALLAS 23, MINNESOTA 6**—The Cowboys' defense overwhelmed the Vikings to give Dallas the victory. Dallas scored first, as Roger Staubach found Golden Richards for a 32-yard touchdown pass two plays after the Cowboys recovered a Vikings' fumble. A fake punt set up Robert Newhouse's 5-yard scoring run that made it 13-0, but the Vikings countered with 2 field goals. Leading 16-6 in the fourth quarter, Dallas put the game away, converting another fumble recovery into Tony Dorsett's 11-yard touchdown run. Dallas limited Minnesota to 214 total yards, including just 66 rushing.

<b>Minnesota</b>	0	6	0	0	—	6
<b>Dallas</b>	6	10	0	7	—	23
Dall	— Richards 32 pass from Staubach (kick blocked)					
Dall	— Newhouse 5 run (Herrera kick)					
Minn	— FG Cox 33					
Minn	— FG Cox 37					
Dall	— FG Herrera 21					
Dall	— Dorsett 11 run (Herrera kick)					

### 1976

**MINNESOTA 24, LOS ANGELES 13**—The Vikings' special teams were the difference as Minnesota advanced to its fourth Super Bowl. Nate Allen blocked a Rams' field-goal attempt, and Bobby Bryant returned the loose ball 90 yards for the game's first touchdown. A blocked punt set up a Vikings' field goal, and Chuck Foreman's 62-yard run set up his 2-yard scoring run that gave Minnesota a 17-0 third-quarter lead. The Rams ral-

lied to 17-13, but were stopped twice inside Vikings' territory in the fourth quarter.

<b>Los Angeles</b>	0	0	13	0	—	13
<b>Minnesota</b>	7	3	7	7	—	24
Minn	— Bryant 90 blocked field goal return (Cox kick)					
Minn	— FG Cox 25					
Minn	— Foreman 2 run (Cox kick)					
LA	— McCutcheon 10 run (kick failed)					
LA	— H. Jackson 5 pass from Haden (Dempsey kick)					
Minn	— Johnson 12 run (Cox kick)					

### 1975

**DALLAS 37, LOS ANGELES 7**—The Cowboys became the first wild-card team to advance to the Super Bowl with an easy victory over the Rams. Linebacker D.D. Harris intercepted the Rams' first pass of the game, and one play later running back Preston Pearson turned a short pass from Roger Staubach into an 18-yard touchdown. Just before halftime, Pearson's 15-yard scoring catch made it 21-0. Early in the third quarter, Pearson added a 19-yard touchdown reception to make it 28-0. Staubach passed for 220 yards and 4 scores, including 3 to Pearson, who had 7 catches for 123 yards.

<b>Dallas</b>	7	14	13	3	—	37
<b>Los Angeles</b>	0	0	0	7	—	7
Dall	— P. Pearson 18 pass from Staubach (Fritsch kick)					
Dall	— Richards 4 pass from Staubach (Fritsch kick)					
Dall	— P. Pearson 15 pass from Staubach (Fritsch kick)					
Dall	— P. Pearson 19 pass from Staubach (Fritsch kick)					
Dall	— FG Fritsch 40					
Dall	— FG Fritsch 26					
LA	— Cappelletti 1 run (Dempsey kick)					
Dall	— FG Fritsch 26					

### 1974

**MINNESOTA 14, LOS ANGELES 10**—The Vikings stopped the Rams when it counted to win their second consecutive NFC title. Los Angeles outgained Minnesota 340-269, but managed only 1 touchdown. Trailing 7-3 in the third quarter, the Rams drove 98 yards to the Vikings' 1, only to be turned away by an end zone interception. Minnesota then drove 80 yards in 15 plays, taking a 14-3 lead on Dave Osborn's 4-yard scoring run. The Rams countered with a 44-yard touchdown pass from James Harris to Harold Jackson, but never saw the ball again as Minnesota ran out the final 5:37.

<b>Los Angeles</b>	0	3	0	7	—	10
<b>Minnesota</b>	0	7	0	7	—	14
Minn	— Lash 29 pass from Tarkenton (Cox kick)					
LA	— FG Ray 27					
Minn	— Osborn 4 run (Cox kick)					
LA	— Jackson 44 pass from Harris (Ray kick)					

### 1973

**MINNESOTA 27, DALLAS 10**—Dallas defensive tackle Bob Lilly was forced out by a back injury, and Minnesota ran right at his replacement, producing 203 rushing yards and the victory. A field goal and an 86-yard touchdown drive gave Minnesota a 10-0 halftime lead. The Cowboys mustered only 153 total yards, but they pulled within 3 points on Golden Richards' 63-yard punt return for a touchdown in the third quarter. Minnesota answered with a 54-yard touchdown pass from Fran Tarkenton to John Gilliam, then used 2 fourth-quarter interceptions to seal the victory.

<b>Minnesota</b>	3	7	7	10	—	27
<b>Dallas</b>	0	0	10	0	—	10
Minn	— FG Cox 44					
Minn	— Foreman 5 run (Cox kick)					
Dall	— Richards 63 punt return (Fritsch kick)					
Minn	— Gilliam 54 pass from Tarkenton (Cox kick)					
Dall	— FG Fritsch 17					
Minn	— Bryant 63 interception return (Cox kick)					
Minn	— FG Cox 34					

### 1972

**WASHINGTON 26, DALLAS 3**—Wide receiver Charley Taylor shredded the Cowboys' defense to lead the Redskins to victory. Taylor caught a 51-yard pass in the second quarter, then followed with a 15-yard reception for

the game's first touchdown and a 10-0 Washington lead. In the fourth quarter, Taylor broke open a close game with a 45-yard scoring catch that made it 17-3. He finished with 7 catches for 146 yards. The Redskins' defense limited Dallas to 169 total yards and did not allow the Cowboys to cross midfield in the second half.

<b>Dallas</b>	0	3	0	0	—	3
<b>Washington</b>	0	10	0	16	—	26
Wash	— FG Knight 18					
Wash	— Taylor 15 pass from Kilmer (Knight kick)					
Dall	— FG Fritsch 35					
Wash	— Taylor 45 pass from Kilmer (Knight kick)					
Wash	— FG Knight 39					
Wash	— FG Knight 46					
Wash	— FG Knight 45					

### 1971

**DALLAS 14, SAN FRANCISCO 3**—The Cowboys won a defensive struggle to advance to their second consecutive Super Bowl. In the second quarter, Cowboys defensive tackle George Andrie intercepted a screen pass and returned it 8 yards to the 49ers' 2. Two plays later, Calvin Hill scored on a 1-yard run to give Dallas a 7-0 lead. Leading 7-3 in the fourth quarter, the Cowboys drove 80 yards in 14 plays to the clinching score on Duane Thomas' 2-yard run.

<b>San Francisco</b>	0	0	3	0	—	3
<b>Dallas</b>	0	7	0	7	—	14
Dall	— Hill 2 run (Clark kick)					
SF	— FG Gossett 28					
Dall	— Thomas 2 run (Clark kick)					

### 1970

**DALLAS 17, SAN FRANCISCO 10**—After three championship game losses, the Cowboys finally won the big one, thanks to Duane Thomas, who ran for 143 yards on 27 carries. One play after an interception by Lee Roy Jordan, Thomas ran 13 yards for a touchdown to give Dallas a 10-3 third-quarter lead. On the 49ers' next possession, Dallas cornerback Mel Renfro intercepted a pass at the Cowboys' 18. With Thomas leading the way, Dallas drove 82 yards to a touchdown and a 17-3 lead. The 49ers cut the deficit to 17-10 at the end of the third period, but were stymied by the Cowboys' defense throughout the final quarter.

<b>Dallas</b>	0	3	14	0	—	17
<b>San Francisco</b>	3	0	7	0	—	10
SF	— FG Gossett 16					
Dall	— FG Clark 21					
Dall	— Thomas 13 run (Clark kick)					
Dall	— Garrison 5 pass from Morton (Clark kick)					
SF	— Witcher 26 pass from Brodie (Gossett kick)					

### 1969

**MINNESOTA 27, CLEVELAND 7**—With snow stacked on the sidelines, the Vikings scored on each of their first two possessions and were never challenged en route to becoming the first expansion team to win a championship. Joe Kapp fired a 33-yard pass to Gene Washington to set up Kapp's 7-yard touchdown run for the game's first score. On the Vikings' next possession, Kapp hit Washington for a 75-yard scoring pass to give Minnesota a 14-0 lead. Dave Osborn's 20-yard scoring run made it 24-0 at halftime. Kapp passed for 169 yards and ran for 57. Washington had 3 catches for 120 yards, while Osborn ran for 108 yards.

<b>Cleveland</b>	0	0	0	7	—	7
<b>Minnesota</b>	14	10	3	0	—	27
Minn	— Kapp 7 run (Cox kick)					
Minn	— Washington 75 pass from Kapp (Cox kick)					
Minn	— FG Cox 30					
Minn	— Osborn 20 run (Cox kick)					
Minn	— FG Cox 32					
Cle	— Collins 3 pass from Nelsen (Cockroft kick)					

### 1968

**BALTIMORE 34, CLEVELAND 0**—The Colts dominated on both sides of the line of scrimmage to win handily. Baltimore took a 17-0 lead on a field goal and 2 scoring runs by Tom Matte, the second of which was set up by an interception. Matte added his third touchdown run in the third quarter to make it 24-0. The Colts amassed 353 total yards (184 rushing, 169 passing) while limiting the Browns to 173. Matte had 88 yards on 17 carries.

# CHAMPIONSHIP GAMES

<b>Baltimore</b>	0	17	7	10	—	34
<b>Cleveland</b>	0	0	0	0	—	0
Balt	— FG Michaels 28					
Balt	— Matte 1 run (Michaels kick)					
Balt	— Matte 12 run (Michaels kick)					
Balt	— Matte 2 run (Michaels kick)					
Balt	— FG Michaels 10					
Balt	— Brown 4 run (Michaels kick)					

## 1967

**GREEN BAY 21, DALLAS 17**—Bart Starr snuck over from 1 yard out with 13 seconds remaining to give the Packers the victory in "The Ice Bowl." The temperature was 13-below at game time, and the icy winds made it feel considerably colder. The Packers, seeking their third consecutive NFL title, jumped to a 14-0 lead on 2 touchdown passes from Bart Starr to Boyd Dowler. But Dallas' defense rebounded, forcing 2 fumbles that led to a touchdown and a field goal to make it 14-10 at halftime. It stayed that way until the fourth quarter when running back Dan Reeves threw a 50-yard touchdown pass to Lance Rentzel to give Dallas a 17-14 lead. With 4:50 to play, Green Bay mounted a 12-play, 68-yard drive. On third down from the Cowboys' 1, with no timeouts left, the Packers eschewed the tying field goal and went for the winning touchdown, which Starr delivered by following the block of guard Jerry Kramer.

<b>Dallas</b>	0	10	0	7	—	17
<b>Green Bay</b>	7	7	0	7	—	21
GB	— Dowler 8 pass from Starr (Chandler kick)					
GB	— Dowler 46 pass from Starr (Chandler kick)					
Dall	— Andrie 7 fumble return (Villanueva kick)					
Dall	— FG Villanueva 21					
Dall	— Rentzel 50 pass from Reeves (Villanueva kick)					
GB	— Starr 1 run (Chandler kick)					

## 1966

**GREEN BAY 34, DALLAS 27**—Bart Starr's passing and a last-minute goal-line stand were the difference as the Packers earned the right to play in the first Super Bowl. Starr completed 19 of 28 passes for 304 yards and 4 touchdowns, including scoring strikes to Boyd Dowler (16 yards) and Max McGee (28 yards) that broke a 20-20 tie and gave Green Bay a 34-20 lead with 5:20 to play. But a missed extra point on McGee's touchdown opened the door for Dallas, which pulled within 7 points on Don Meredith's 68-yard scoring pass to Frank Clarke. After a Packers' punt, Dallas drove to the Green Bay 2. But the Cowboys were stopped there, as Meredith, under pressure, had his fourth-down pass intercepted in the end zone by Packers safety Tom Brown with 28 seconds left.

<b>Green Bay</b>	14	7	7	6	—	34
<b>Dallas</b>	14	3	3	7	—	27
GB	— Pitts 17 pass from Starr (Chandler kick)					
GB	— Grabowski 18 fumble return (Chandler kick)					
Dall	— Reeves 3 run (Villanueva kick)					
Dall	— Perkins 23 run (Villanueva kick)					
GB	— Dale 51 pass from Starr (Chandler kick)					
Dall	— FG Villanueva 11					
Dall	— FG Villanueva 32					
GB	— Dowler 16 pass from Starr (Chandler kick)					
GB	— McGee 28 pass from Starr (kick blocked)					
Dall	— Clarke 68 pass from Meredith (Villanueva kick)					

## 1965

**GREEN BAY 23, CLEVELAND 12**—Paul Hornung and Jim Taylor combined for 201 rushing yards while the Packers' defense shut down Jim Brown in the mud to give Green Bay the victory. The Packers built a 13-12 lead in a seesaw first half. In the second half, Green Bay's runners took over. Taylor carried on 12 of 24 plays as the Packers drove to a touchdown (Hornung's 13-yard run) and a field goal (29 yards by Don Chandler) and consumed 14 minutes. Hornung finished with 105 yards on 18 carries, while Taylor had 96 yards on 27 carries. Brown, who rushed for an NFL-high 1,544 yards during the regular season, managed only 50 yards.

<b>Cleveland</b>	9	3	0	0	—	12
<b>Green Bay</b>	7	6	7	3	—	23
GB	— Dale 47 pass from Starr (Chandler kick)					
Cle	— Collins 17 pass from Ryan (kick failed)					
Cle	— FG Groza 24					
GB	— FG Chandler 15					

GB	— FG Chandler 23					
Cle	— FG Groza 28					
GB	— Hornung 13 run (Chandler kick)					
GB	— FG Chandler 29					

## 1964

**CLEVELAND 27, BALTIMORE 0**—Frank Ryan and Gary Collins combined for 3 second-half touchdown passes to break open a close game and give the Browns the victory. What was expected to be a high-scoring game turned into a scoreless first half as both teams played conservatively. In the second half, Cleveland turned a shanked punt by Baltimore into a field goal, then used a 46-yard run by Jim Brown to set up Ryan's 18-yard scoring pass to Collins. Ryan hit Collins again at the end of the third quarter for a 42-yard score and a 17-0 lead. Ryan capped the scoring with a 51-yard pass to Collins in the fourth quarter. Collins had 5 receptions for 130 yards, while Brown ran for 114 yards.

<b>Baltimore</b>	0	0	0	0	—	0
<b>Cleveland</b>	0	0	17	10	—	27
Cle	— FG Groza 43					
Cle	— Collins 18 pass from Ryan (Groza kick)					
Cle	— Collins 42 pass from Ryan (Groza kick)					
Cle	— FG Groza 10					
Cle	— Collins 51 pass from Ryan (Groza kick)					

## 1963

**CHICAGO 14, NEW YORK GIANTS 10**—The Bears' defense did it all, shutting down the Giants' offense and setting up both Chicago touchdowns. New York scored first, capping an 83-yard drive with a 14-yard touchdown pass from Y.A. Tittle to Frank Gifford. Chicago tied the game on Bill Wade's 2-yard run, which was set up by a 61-yard interception return by Larry Morris. The Giants kicked a field goal to make it 10-7 at halftime, but they were shut out the rest of the way. In the third quarter, Ed O'Bradovich's interception put the Bears on the Giants' 14, and five plays later, Wade's 1-yard touchdown run provided what turned out to be the winning points.

<b>N.Y. Giants</b>	7	3	0	0	—	10
<b>Chicago</b>	7	0	7	0	—	14
NYG	— Gifford 14 pass from Tittle (Chandler kick)					
Chi	— Wade 2 run (Jencks kick)					
NYG	— FG Chandler 13					
Chi	— Wade 1 run (Jencks kick)					

## 1962

**GREEN BAY 16, NEW YORK GIANTS 7**—The Packers overcame 13-degree temperatures, 40-mile per hour winds, and the Giants to win their second consecutive NFL title. Green Bay, leading 3-0 on Jerry Kramer's 26-yard field goal, recovered a fumble at the Giants' 28 in the second quarter. Halfback Paul Hornung then threw a 21-yard pass to Boyd Dowler, and on the next play, Jim Taylor ran 7 yards for a touchdown and a 10-0 lead. New York turned a blocked punt into a touchdown to cut the Packers' lead to 10-7 in the third period, but Green Bay answered with 2 more field goals by Kramer to clinch the victory. Taylor gained 85 yards on 31 carries.

<b>Green Bay</b>	3	7	3	3	—	16
<b>N.Y. Giants</b>	0	0	7	0	—	7
GB	— FG J. Kramer 26					
GB	— Taylor 7 run (J. Kramer kick)					
NYG	— Collier blocked punt recovery in end zone (Chandler kick)					
GB	— FG J. Kramer 29					
GB	— FG J. Kramer 30					

## 1961

**GREEN BAY 37, NEW YORK GIANTS 0**—Paul Hornung, on leave from the U.S. Army, led the Packers to their first NFL title in 17 years. After a scoreless first quarter, Hornung ran 6 yards for a touchdown on the first play of the second quarter to ignite a 24-point period. Bart Starr followed with 2 scoring passes, and Hornung kicked a field goal to make it 24-0 at halftime. Starr added another scoring pass and Hornung added 2 more field goals to complete the scoring. Hornung finished with 89 yards on 20 carries and a record 19 points. The Packers compiled 345 total yards while limiting the Giants to 130 total yards and 6 first downs.

<b>N.Y. Giants</b>	0	0	0	0	—	0
<b>Green Bay</b>	0	24	10	3	—	37

GB	— Hornung 6 run (Hornung kick)					
GB	— Dowler 13 pass from Starr (Hornung kick)					
GB	— R. Kramer 14 pass from Starr (Hornung kick)					
GB	— FG Hornung 17					
GB	— FG Hornung 22					
GB	— R. Kramer 13 pass from Starr (Hornung kick)					
GB	— FG Hornung 19					

## 1960

**PHILADELPHIA 17, GREEN BAY 13**—The Eagles edged the Packers to hand Vince Lombardi his only championship game loss. Philadelphia built a 10-6 halftime advantage on a 35-yard touchdown pass from Norm Van Brocklin to Tommy McDonald and a short field goal. Green Bay reclaimed the lead in the fourth quarter on a 7-yard scoring pass from Bart Starr to Max McGee. Philadelphia answered with a 58-yard return on the ensuing kickoff to set up Ted Dean's 5-yard scoring run with 5:21 remaining, which gave the Eagles a 17-13 lead. The Packers then drove to the Eagles' 22, where Starr passed to Jim Taylor. But Taylor was stopped at the 8-yard line by Chuck Bednarik (who played all 60 minutes at linebacker and center) as time expired.

<b>Green Bay</b>	3	3	0	7	—	13
<b>Philadelphia</b>	0	10	0	7	—	17
GB	— FG Hornung 20					
GB	— FG Hornung 23					
Phil	— McDonald 35 pass from Van Brocklin (Walston kick)					
Phil	— FG Walston 15					
GB	— McGee 7 pass from Starr (Hornung kick)					
Phil	— Dean 5 run (Walston kick)					

## 1959

**BALTIMORE 31, NEW YORK GIANTS 16**—The Colts blew open a close game with 24 fourth-quarter points en route to their second consecutive NFL title. Baltimore built an early 7-0 lead on Johnny Unitas' 60-yard scoring strike to Lenny Moore, but the Giants chipped away, taking a 9-7 third-quarter lead on Pat Summerall's 3 field goals. Near the end of the third quarter, New York was stopped on fourth and inches at the Colts' 28, and Unitas took over, driving the Colts to the go-ahead touchdown on his 4-yard run. An interception on the Giants' next possession set up Unitas' 12-yard touchdown pass to Jerry Richardson that made it 21-9. Johnny Sample secured the victory with 2 interceptions, 1 for a 42-yard touchdown and another to set up a field goal.

<b>N.Y. Giants</b>	3	3	3	7	—	16
<b>Baltimore</b>	7	0	0	24	—	31
Balt	— Moore 60 pass from Unitas (Myhra kick)					
NYG	— FG Summerall 23					
NYG	— FG Summerall 37					
NYG	— FG Summerall 23					
Balt	— Unitas 4 run (Myhra kick)					
Balt	— Richardson 12 pass from Unitas (Myhra kick)					
Balt	— Sample 42 interception return (Myhra kick)					
Balt	— FG Myhra 25					
NYG	— Schnelker 32 pass from Conerly (Summerall kick)					

## 1958

**BALTIMORE 23, NEW YORK GIANTS 17 (OT)**—Alan Ameche's 1-yard run 8:15 into overtime gave Baltimore the victory in "the greatest game ever played." The Colts built a 14-3 halftime lead, and were threatening to take a 21-3 lead when they drove to the Giants' 1 in the third quarter. But the Giants mounted a furious goal-line stand, then marched 95 yards for a touchdown to make it 14-10. New York took a 17-14 fourth-quarter lead on a 15-yard touchdown pass from Charlie Conerly to Frank Gifford. That lead appeared secure thanks to a Giants' punt that put Baltimore at its 14-yard line with two minutes to play. But Johnny Unitas drove the Colts 73 yards to the Giants' 13, where Steve Myhra kicked the tying field goal with seven seconds left to force the first overtime period in NFL history. Unitas then led the Colts 80 yards to Ameche's winning score. Unitas completed 26 of 40 passes for 361 yards.

<b>Baltimore</b>	0	14	0	3	6	—	23
<b>N.Y. Giants</b>	3	0	7	7	0	—	17
NYG	— FG Summerall 36						



## CHAMPIONSHIP GAMES

Balt — Ameche 2 run (Myhra kick)  
 Balt — Berry 15 pass from Unitas (Myhra kick)  
 NYG — Triplett 1 run (Summerall kick)  
 NYG — Gifford 15 pass from Conerly (Summerall kick)  
 Balt — FG Myhra 20  
 Balt — Ameche 1 run (no extra point attempted)

### 1957

**DETROIT 59, CLEVELAND 14**—The Lions had a new coach and a new quarterback, but they still won their third title in six seasons. Coach Raymond (Buddy) Parker had quit before the season, but the Lions did not miss a beat under George Wilson. One of Wilson's first moves was to acquire quarterback Tobin Rote, who replaced an injured Bobby Layne late in the season. In this game, Rote passed for 280 yards and 4 touchdowns to lead the rout. After the Browns cut the Lions' lead to 17-7, Rote, on a fake field goal, fired a 26-yard scoring pass to Steve Junker. The Browns later closed to 31-14, but Rote answered again, this time with a 78-yard scoring strike to Jim Doran. Junker had 5 catches for 109 yards.

<b>Cleveland</b>	0	7	7	0	—	14
<b>Detroit</b>	17	14	14	14	—	59

Det — FG Martin 31  
 Det — Rote 1 run (Martin kick)  
 Det — Gedman 1 run (Martin kick)  
 Cle — Brown 29 run (Groza kick)  
 Det — Junker 26 pass from Rote (Martin kick)  
 Det — Barr 19 interception return (Martin kick)  
 Cle — L. Carpenter 5 run (Groza kick)  
 Det — Doran 78 pass from Rote (Martin kick)  
 Det — Junker 23 pass from Rote (Martin kick)  
 Det — Middleton 32 pass from Rote (Martin kick)  
 Det — Cassady 16 pass from Reichow (Martin kick)

### 1956

**NEW YORK GIANTS 47, CHICAGO BEARS 7**—The Giants exploded for 34 first-half points and coasted to an easy victory. Gene Filipski returned the opening kickoff 53 yards to the Bears' 39, and four plays later the Giants led 7-0 on Mel Triplett's 17-yard run. New York led 13-0 when Charlie Conerly came in at quarterback and led the Giants to a 21-point second quarter for a 34-7 halftime lead. Conerly, who passed for 195 yards, added 2 touchdown passes in the second half.

<b>Chicago Bears</b>	0	7	0	0	—	7
<b>N.Y. Giants</b>	13	21	6	7	—	47

NYG — Triplett 17 run (Agajanian kick)  
 NYG — FG Agajanian 17  
 NYG — FG Agajanian 43  
 NYG — Webster 3 run (Agajanian kick)  
 ChiB — Casares 9 run (Blanda kick)  
 NYG — Webster 1 run (Agajanian kick)  
 NYG — Moore blocked punt recovery in end zone (Agajanian kick)  
 NYG — Rote 9 pass from Conerly (kick failed)  
 NYG — Gifford 14 pass from Conerly (Agajanian kick)

### 1955

**CLEVELAND 38, LOS ANGELES 14**—Otto Graham ended his 10-year career by leading the Browns to their third NFL title in six seasons. Graham completed 14 of 25 passes for 209 yards and 2 touchdowns, and also ran for 2 scores. Cleveland led 10-7 when Graham went to work, hitting Dante Lavelli for a 50-yard score, then running for touchdowns of 15 yards and 1 yard, and finishing the Browns' scoring with a 35-yard strike to Ray Renfro early in the fourth quarter. The Browns' defense intercepted 7 passes by Rams quarterbacks. Cleveland was making its tenth title game appearance in 10 seasons, including four years (1946-49) in the AAFC.

<b>Cleveland</b>	3	14	14	7	—	38
<b>Los Angeles</b>	0	7	0	7	—	14

Cle — FG Groza 26  
 Cle — Paul 65 interception return (Groza kick)  
 LA — Quinlan 67 pass from Van Brocklin (Richter kick)  
 Cle — Lavelli 50 pass from Graham (Groza kick)  
 Cle — Graham 15 run (Groza kick)  
 Cle — Graham 1 run (Groza kick)  
 Cle — Renfro 35 pass from Graham (Groza kick)  
 LA — Waller 4 run (Richter kick)

### 1954

**CLEVELAND 56, DETROIT 10**—Otto Graham accounted for 6 touchdowns to lead the Browns to victory. Detroit scored first, but Graham took over after that. He had 2 touchdown passes in the first quarter, then ran for 2 scores and threw for another to give the Browns a 35-10 halftime lead. Graham's third touchdown run made it 42-10 in the third quarter. He completed 9 of 12 passes for 163 yards and 3 touchdowns, including 2 to halfback Ray Renfro, whom the Browns managed to isolate against man-for-man coverage most of the day (he finished with 5 catches for 94 yards).

<b>Detroit</b>	3	7	0	0	—	10
<b>Cleveland</b>	14	21	14	7	—	56

Det — FG Walker 36  
 Cle — Renfro 35 pass from Graham (Groza kick)  
 Cle — Brewster 8 pass from Graham (Groza kick)  
 Cle — Graham 1 run (Groza kick)  
 Det — Bowman 5 run (Walker kick)  
 Cle — Graham 5 run (Groza kick)  
 Cle — Renfro 31 pass from Graham (Groza kick)  
 Cle — Graham 1 run (Groza kick)  
 Cle — Morrison 12 run (Groza kick)  
 Cle — Hanulak 10 run (Groza kick)

### 1953

**DETROIT 17, CLEVELAND 16**—The Lions drove 80 yards in the final minutes to upend the Browns. Doak Walker gave the Lions a 10-3 lead, scoring on a 1-yard run and kicking a field goal and an extra point. Otto Graham struggled all day, but he led the Browns to a touchdown and 2 field goals as Cleveland took a 16-10 lead with 4:10 left. Quarterback Bobby Layne then moved the Lions from their 20 to the Browns' 33. The Lions' coaches called for a screen pass, but Layne changed the call and went deep, finding Jim Doran for the winning 33-yard touchdown with 2:10 left. Doran had 4 catches for 95 yards, including 3 for 68 on the final drive.

<b>Cleveland</b>	0	3	7	6	—	16
<b>Detroit</b>	7	3	0	7	—	17

Det — Walker 1 run (Walker kick)  
 Cle — FG Groza 13  
 Det — FG Walker 23  
 Cle — Jagarde 9 run (Groza kick)  
 Cle — FG Groza 15  
 Cle — FG Groza 43  
 Det — Doran 33 pass from Layne (Walker kick)

### 1952

**DETROIT 17, CLEVELAND 7**—Despite being out-gained 384-258, the Lions stopped Cleveland five times inside their 25-yard line to pull out the victory. A shanked punt by the Browns set up the game's first score, a 2-yard run by Detroit quarterback Bobby Layne. Doak Walker made it 14-0 in the third quarter when he raced 67 yards for a touchdown. The Browns answered with a 67-yard touchdown drive to make it 14-7 entering the fourth quarter. In the final period, Cleveland was stopped twice inside the Lions' 10, while Pat Harder clinched the victory for Detroit with a 36-yard field goal.

<b>Detroit</b>	0	7	7	3	—	17
<b>Cleveland</b>	0	0	7	0	—	7

Det — Layne 2 run (Harder kick)  
 Det — Walker 67 run (Harder kick)  
 Cle — Jagarde 7 run (Groza kick)  
 Det — FG Harder 36

### 1951

**LOS ANGELES 24, CLEVELAND 17**—Norm Van Brocklin's 73-yard scoring pass to Tom Fears lifted the Rams to their second NFL title. The Rams took a 14-10 lead in the third quarter on Dan Towler's 1-yard run, which was set up by Andy Robustelli's fumble return to the Browns' 2. A field goal made it 17-10, but the Browns tied the game midway through the fourth quarter on Ken Carpenter's 5-yard touchdown run. After the ensuing kickoff, Van Brocklin, facing a third and 3 from his 27, found Fears near midfield. Fears caught the pass between two Browns defenders, who collided, which left Fears with an easy gallop to the end zone.

<b>Cleveland</b>	0	10	0	7	—	17
<b>Los Angeles</b>	0	7	7	10	—	24

LA — Hoerner 1 run (Waterfield kick)  
 Cle — FG Groza 52

Cle — Jones 17 pass from Graham (Groza kick)  
 LA — Towler 1 run (Waterfield kick)  
 LA — FG Waterfield 17  
 Cle — Carpenter 5 run (Groza kick)  
 LA — Fears 73 pass from Van Brocklin (Waterfield kick)

### 1950

**CLEVELAND 30, LOS ANGELES 28**—Lou Groza kicked a 16-yard field goal with 28 seconds remaining to give the Browns the NFL title in their inaugural season. Cleveland, which had appeared in the AAFC championship game all four years of that league's existence, joined the NFL in 1950. The Browns trailed 28-20 in the fourth quarter when Otto Graham led them on a 65-yard drive, capped by his 14-yard scoring pass to Rex Bumgardner with 4:35 left. After a Rams' punt, the Browns took over at their 32 with two minutes left. Graham led a 57-yard drive to set up Groza's winning kick. Graham passed for 298 yards and 4 touchdowns, including 11 completions for 128 yards and 2 scores to Dante Lavelli. Bob Waterfield of the Rams passed for 312 yards. The Rams' Tom Fears had 9 catches for 136 yards.

<b>Los Angeles</b>	14	0	14	0	—	28
<b>Cleveland</b>	7	6	7	10	—	30

LA — Davis 82 pass from Waterfield (Waterfield kick)  
 Cle — Jones 27 pass from Graham (Groza kick)  
 LA — Hoerner 3 run (Waterfield kick)  
 Cle — Lavelli 37 pass from Graham (kick failed)  
 Cle — Lavelli 39 pass from Graham (Groza kick)  
 LA — Hoerner 1 run (Waterfield kick)  
 LA — Brink 6 fumble return (Waterfield kick)  
 Cle — Bumgardner 14 pass from Graham (Groza kick)  
 Cle — FG Groza 16

### 1949

**PHILADELPHIA 14, LOS ANGELES 0**—A downpour before the game turned the Coliseum field to mud, but it did not stop Steve Van Buren as the Eagles won their second straight title. Van Buren ran for a record 196 yards on 31 carries as Philadelphia outgained Los Angeles 274-21 on the ground. Quarterback Tommy Thompson's 31-yard pass to Pete Pihos gave the Eagles a 7-0 second-quarter lead, and Len Skladany added another score when he returned a blocked punt 2 yards for a touchdown. The Eagles then used Van Buren to control the ball while Los Angeles never advanced farther than the Eagles' 26.

<b>Philadelphia</b>	0	7	7	0	—	14
<b>Los Angeles</b>	0	0	0	0	—	0

Phil — Pihos 31 pass from Thompson (Patton kick)  
 Phil — Skladany 2 blocked punt return (Patton kick)

### 1948

**PHILADELPHIA 7, CHICAGO CARDINALS 0**—The Eagles converted a fumble recovery into a touchdown to defeat the Cardinals. Both teams struggled offensively on a field blanketed with snow. It snowed so much that Eagles fullback Steve Van Buren barely made it to the game on time. Fortunately for Philadelphia, he did arrive, gaining 98 yards, including a 5-yard run for the game's only touchdown early in the fourth quarter. Van Buren's score was set up by a fumble recovery at the Cardinals' 17. Chicago managed just 131 total yards.

<b>Chi. Cardinals</b>	0	0	0	0	—	0
<b>Philadelphia</b>	0	0	0	7	—	7

Phil — Van Buren 5 run (Patton kick)

### 1947

**CHICAGO CARDINALS 28, PHILADELPHIA 21**—The Cardinals used big plays from Charley Trippi and Elmer Angsman to top the Eagles. Trippi gave Chicago a 7-0 lead when he raced 44 yards up the middle for a touchdown. Angsman, on a similar play, ran 70 yards for a touchdown. In the third quarter, Trippi took a punt at the Cardinals' 25, fell down on the frozen field at the Eagles' 30, got up and ran to the 22, fell down again, then got up and raced the rest of the way for a touchdown to make it 21-7. After the Eagles closed to 21-14, Angsman went up the middle again for a 70-yard touchdown and the clinching score. Angsman finished with 159 yards on 10 carries. The Cardinals limited NFL rushing leader Steve Van Buren to 26 yards on 18 carries. Tommy Thompson led Philadelphia by passing for 297 yards.

<b>Philadelphia</b>	0	7	7	7	— 21
<b>Chi. Cardinals</b>	7	7	7	7	— 28
ChiC — Trippi 44 run (Harder kick)					
ChiC — Angsman 70 run (Harder kick)					
Phil — McHugh 53 pass from Thompson (Patton kick)					
ChiC — Trippi 75 punt return (Harder kick)					
Phil — Van Buren 1 run (Patton kick)					
ChiC — Angsman 70 run (Harder kick)					
Phil — Craft 1 run (Patton kick)					

**1946**

**CHICAGO BEARS 24, NEW YORK 14**—A trick play and turnovers keyed the Bears' victory. The teams were relatively even in yardage, but the Giants had 8 turnovers to the Bears' 3. Still, the score was 14-14 in the fourth quarter when Bears quarterback Sid Luckman turned to his bag of tricks. At the Giants' 19, Luckman faked a handoff, then drifted to the right while the Giants' defense followed the Bears' offensive line to the left. Luckman ran down the open right side, broke a tackle at the 10, and scored the decisive touchdown.

<b>Chicago Bears</b>	14	0	0	10	— 24
<b>New York</b>	7	0	7	0	— 14
ChiB — Kavanaugh 21 pass from Luckman (Maznicki kick)					
ChiB — Magnani 19 interception return (Maznicki kick)					
NY — Liebel 38 pass from Filchock (Strong kick)					
NY — Filipowicz 5 pass from Filchock (Strong kick)					
ChiB — Luckman 19 run (Maznicki kick)					
ChiB — FG Maznicki 26					

**1945**

**CLEVELAND 15, WASHINGTON 14**—One ball that made it over the crossbar and another that did not were the difference in the Rams' victory. Cleveland took a 2-0 lead when Washington's Sammy Baugh, from his end zone, had his pass hit the crossbar and bounce back for a safety (under the rules at the time). The Redskins scored to take a 7-2 lead, but then Rams quarterback Bob Waterfield fired a 37-yard touchdown pass to Jim Benton. Waterfield's ensuing extra-point was partially blocked, and the ball teetered on the crossbar before falling over to give Cleveland a 9-7 lead. That conversion was the difference because each team scored 1 more touchdown, but Waterfield missed his second extra-point attempt. Waterfield is the last rookie quarterback to lead his team to an NFL title.

<b>Washington</b>	0	7	7	0	— 14
<b>Cleveland</b>	2	7	6	0	— 15
Cle — Safety, Baugh's pass hit crossbar					
Wash — Bagarus 38 pass from Filchock (Aguirre kick)					
Cle — Benton 37 pass from Waterfield (Waterfield kick)					
Cle — Gillette 44 pass from Waterfield (kick failed)					
Wash — Seymour 8 pass from Filchock (Aguirre kick)					

**1944**

**GREEN BAY 14, NEW YORK 7**—Ted Fritsch scored twice to lead the Packers to victory. New York sported the NFL's best record (8-1-1), which included a 24-0 victory over Green Bay four weeks earlier. But the Packers took a 7-0 second-quarter lead on Fritsch's 1-yard run on fourth-and-goal. Later in the quarter, Green Bay used all-pro end Don Hutson as a decoy, and quarterback Irv Comp threw a 28-yard scoring strike to a wide-open Fritsch. The Giants failed to advance beyond their 35-yard line before finally scoring a touchdown in the fourth quarter.

<b>Green Bay</b>	0	14	0	0	— 14
<b>New York</b>	0	0	0	7	— 7
GB — Fritsch 1 run (Hutson kick)					
GB — Fritsch 28 pass from Comp (Hutson kick)					
NY — Cuff 1 run (Strong kick)					

**1943**

**CHICAGO BEARS 41, WASHINGTON 21**—Sid Luckman passed for 286 yards and 5 touchdowns to lead the Bears. Chicago showed no ill effects from a 29-day layoff, outgaining the Redskins 455-249. Chicago turned a 14-7 halftime lead into a 27-7 lead with 2 scoring passes from Luckman to Dante Magnani. After Washington scored to make it 27-14, Luckman clinched

the victory with fourth-quarter scoring passes to Jim Benton and Harry Clark. Luckman, who completed 15 of 26 passes, also was the game's leading rusher with 64 yards.

<b>Washington</b>	0	7	7	7	— 21
<b>Chicago Bears</b>	0	14	13	14	— 41
Wash — Farkas 1 run (Masterson kick)					
ChiB — Clark 31 pass from Luckman (Snyder kick)					
ChiB — Nagurski 3 run (Snyder kick)					
ChiB — Magnani 36 pass from Luckman (Snyder kick)					
ChiB — Magnani 66 pass from Luckman (kick failed)					
Wash — Farkas 17 pass from Baugh (Masterson kick)					
ChiB — Benton 29 pass from Luckman (Snyder kick)					
ChiB — Clark 16 pass from Luckman (Snyder kick)					
Wash — Aguirre 25 pass from Baugh (Aguirre kick)					

**1942**

**WASHINGTON 14, CHICAGO BEARS 6**—The Redskins were 22-point underdogs, but they won thanks to the play of Sammy Baugh on offense and defense. The Bears entered the game with an 11-0 record, but they managed only a defensive touchdown against Washington. Meanwhile, Baugh passed for a 38-yard score to Wilbur Moore, led the Redskins on a 56-yard drive for another touchdown in the third quarter, and had a key interception to stop a Bears' drive at the Washington 12.

<b>Chicago Bears</b>	0	6	0	0	— 6
<b>Washington</b>	0	7	7	0	— 14
ChiB — Artoe 50 fumble return (kick failed)					
Wash — Moore 38 pass from Baugh (Masterson kick)					
Wash — Farkas 1 run (Masterson kick)					

**1941**

**CHICAGO BEARS 37, NEW YORK 9**—The Bears exploded in the second half to win their second consecutive NFL title. A sluggish first half saw Chicago run 53 plays to New York's 10, yet only lead 9-6. After the Giants tied the game early in the third quarter, the Bears marched 71, 66, and 54 yards for touchdowns and a 30-9 lead. Chicago's last touchdown came on a 42-yard fumble return by Ken Kavanaugh. Scooter McLean added a dropkick for the conversion on Kavanaugh's touchdown, the last successful dropkick in NFL history.

<b>New York</b>	6	0	3	0	— 9
<b>Chicago Bears</b>	3	6	14	14	— 37
ChiB — FG Snyder 14					
NY — Franck 31 pass from Leemans (kick failed)					
ChiB — FG Snyder 39					
ChiB — FG Snyder 37					
NY — FG Cuff 16					
ChiB — Standlee 2 run (Snyder kick)					
ChiB — Standlee 7 run (Maniaci kick)					
ChiB — McAfee 5 run (Artoe kick)					
ChiB — Kavanaugh 42 fumble return (McLean kick)					

**1940**

**CHICAGO BEARS 73, WASHINGTON 0**—After the Redskins had defeated Chicago in the regular season, Washington owner George Preston Marshall described the Bears as "crybabies." But it was Marshall's Redskins who were crying after the Bears pinned the biggest rout in NFL history on Washington. Ten different Bears scored touchdowns as Chicago amassed 519 total yards while limiting Washington to 231, including just 5 rushing yards. The Bears also intercepted 8 passes. Down to just one ball after kicking them all into the stands on extra-point attempts, the Bears had to pass for their last 2 conversion attempts.

<b>Chicago Bears</b>	21	7	26	19	— 73
<b>Washington</b>	0	0	0	0	— 0
ChiB — Osmanski 68 run (Manders kick)					
ChiB — Luckman 1 run (Snyder kick)					
ChiB — Maniaci 42 run (Martinovich kick)					
ChiB — Kavanaugh 30 pass from Luckman (Snyder kick)					
ChiB — Pool 15 interception return (Plasman kick)					
ChiB — Nolting 23 run (kick failed)					
ChiB — McAfee 35 interception return (Stydahar kick)					
ChiB — Turner 20 interception return (kick failed)					
ChiB — Clark 44 run (kick failed)					
ChiB — Famiglietti 2 run (Maniaci pass from Sherman)					
ChiB — Clark 1 run (pass failed)					

**1939**

**GREEN BAY 27, NEW YORK 0**—The Giants were overwhelmed by the Packers' defense and 35-mile per hour winds in Green Bay's victory. The Packers took an early 7-0 lead on a 7-yard scoring pass from Arnie Herber to Milt Gantenbein. The score remained that way until the third period because the Giants missed 3 field-goal attempts. After intermission, a field goal gave Green Bay a 10-0 lead, and then Cecil Isbell found Joe Laws for a 31-yard touchdown pass. Laws set up his touchdown with a 30-yard punt return. The Giants managed just 164 total yards and suffered 6 interceptions.

<b>New York</b>	0	0	0	0	— 0
<b>Green Bay</b>	7	0	10	10	— 27
GB — Gantenbein 7 pass from Herber (Engebretsen kick)					
GB — FG Engebretsen 29					
GB — Laws 31 pass from Isbell (Engebretsen kick)					
GB — FG E. Smith 42					
GB — Jankowski 1 run (E. Smith kick)					

**1938**

**NEW YORK 23, GREEN BAY 17**—Despite being out-gained 378-212, the Giants won because of 2 big plays by their special teams. New York took a 9-0 first-quarter lead on a touchdown and a field goal, both of which were set up by blocked punts deep in the Packers' territory. Trailing 17-16 in the third quarter, New York drove 61 yards to the decisive score on a 23-yard touchdown pass in which Hank Soar outjumped two defenders.

<b>Green Bay</b>	0	14	3	0	— 17
<b>New York</b>	9	7	7	0	— 23
NY — FG Cuff 14					
NY — Leemans 6 run (kick failed)					
GB — C. Mulleneaux 40 pass from Herber (Engebretsen kick)					
NY — Barnard 21 pass from Danowski (Cuff kick)					
GB — Hinkle 1 run (Engebretsen kick)					
GB — FG Engebretsen 15					
NY — Soar 23 pass from Danowski (Cuff kick)					

**1937**

**WASHINGTON 28, CHICAGO BEARS 21**—Rookie Sammy Baugh passed for 354 yards and 3 scores on an icy field to lead the Redskins' victory. With the Redskins trailing 14-7, Baugh exploded for scoring passes of 55, 78, and 35 yards in the third quarter to give Washington a 28-21 lead entering the fourth period. The Redskins' defense took over from there, stopping two Bears' drives inside Washington's 25. Baugh completed 7 of 10 passes for 202 yards in the third quarter, and finished with 18 completions in 33 attempts overall. Wayne Millner had a game-high 9 catches for 179 yards and 2 touchdowns.

<b>Washington</b>	7	0	21	0	— 28
<b>Chicago Bears</b>	14	0	7	0	— 21
Wash — Battles 7 run (R. Smith kick)					
ChiB — Manders 10 run (Manders kick)					
ChiB — Manders 37 pass from Masterson (Manders kick)					
Wash — Millner 55 pass from Baugh (R. Smith kick)					
ChiB — Manske 4 pass from Masterson (Manders kick)					
Wash — Millner 78 pass from Baugh (R. Smith kick)					
Wash — Justice 35 pass from Baugh (R. Smith kick)					

**1936**

**GREEN BAY 21, BOSTON 6**—Arnie Herber passed for 2 touchdowns and the Packers limited the Redskins to 130 total yards in Green Bay's victory. Herber fired a 48-yard touchdown pass to Don Hutson, and in the third quarter, hit Milt Gantenbein on an 8-yard scoring pass. Gantenbein's score was set up by a 52-yard pass from Herber to Johnny Blood (McNally). A blocked punt set up Bob Monnett's clinching 2-yard touchdown run. The game was played in New York's Polo Grounds because Redskins owner George Preston Marshall felt Boston fans were not behind his team. The Redskins moved to Washington for the 1937 season.

<b>Green Bay</b>	7	0	7	7	— 21
<b>Boston</b>	0	6	0	0	— 6
GB — Hutson 48 pass from Herber (E. Smith kick)					
Bos — Rentner 2 run (kick failed)					

## CHAMPIONSHIP GAMES

GB — Gantenbein 8 pass from Herber

(E. Smith kick)

GB — Monnett 2 run (Engebretsen kick)

### 1935

**DETROIT 26, NEW YORK 7**—The pass-oriented Giants were grounded by inclement weather, while the Lions pounded out 235 yards on the ground. The Lions took the opening kickoff and, aided by their only 2 completions of the day, drove 61 yards for a touchdown. After the Giants missed a field goal, Earl (Dutch) Clark ran 40 yards for a touchdown to make it 13-0. The Giants scored just before halftime to make it 13-7, and it stayed that way until the fourth quarter. Ernie Caddel's 4-yard run with four minutes to play gave Detroit a 20-7 lead, and Raymond (Buddy) Parker closed out the victory by returning an interception 22 yards to the Giants' 10, then scoring on a 4-yard run three plays later.

**New York** 0 7 0 0 — 7

**Detroit** 13 0 0 13 — 26

Det — Gutowsky 2 run (Presnell kick)

Det — Clark 40 run (kick failed)

NY — Strong 42 pass from Danowski (Strong kick)

Det — Caddel 4 run (Clark kick)

Det — Parker 4 run (kick failed)

### 1934

**NEW YORK 30, CHICAGO BEARS 13**—The Giants exploded for 27 points in the fourth quarter to overtake the Bears in the "Sneakers Game." Both teams slid around the frozen field in a first half that ended with Chicago leading 10-3. New York switched to rubber-soled shoes in the second half, but still trailed 13-3 in the fourth quarter. Midway through the fourth period, rookie Ed Danowski lofted a 28-yard touchdown pass to Ike Frankian to make it 13-10. After a Bears' punt, Ken Strong raced 42 yards up the middle for a touchdown to give the Bears a 17-13 lead. Strong added an 11-yard scoring run and Danowski ran 9 yards for another score to cap the Giants' fourth-quarter outburst.

**Chicago Bears** 0 10 3 0 — 13

**New York** 3 0 0 27 — 30

NY — FG Strong 38

ChiB — Nagurski 1 run (Manders kick)

ChiB — FG Manders 17

ChiB — FG Manders 24

NY — Frankian 28 pass from Danowski (Strong kick)

NY — Strong 42 run (Strong kick)

NY — Strong 11 run (kick failed)

NY — Danowski 9 run (Molenda kick)

### 1933

**CHICAGO BEARS 23, NEW YORK 21**—The Bears used a trick play for the winning touchdown in the first official NFL Championship Game. Jack Manders, who had kicked only 5 field goals all season, kicked 3 in the first three quarters to stake Chicago to a 9-7 lead. After New York scored to make it 14-9, Chicago's Bronko Nagurski threw an 8-yard scoring pass to Bill Karr to put the Bears ahead 16-14. New York retook the lead on an unusual play. Ken Strong tried to sweep right, but was trapped, so he pitched the ball back to quarterback Harry Newman, who scrambled around and then found Strong for an 8-yard touchdown pass that made it 21-16. The teams traded possessions, with Chicago taking over at the Giants' 46 with time running out. From the Giants' 33, Nagurski ran right on a sweep, then pulled up and threw a pass to Bill Hewitt at the Giants' 19. Hewitt lateraled to Karr, who went the rest of the way for the deciding score.

**New York** 0 7 7 7 — 21

**Chicago Bears** 3 3 10 7 — 23

ChiB — FG Manders 16

ChiB — FG Manders 40

NY — Badgro 29 pass from Newman (Strong kick)

ChiB — FG Manders 28

NY — Krause 1 run (Strong kick)

ChiB — Karr 8 pass from Nagurski (Manders kick)

NY — Strong 8 pass from Newman (Strong kick)

ChiB — Karr 19 lateral from Hewitt, who caught 14 pass from Nagurski (Brumbaugh kick)



## NFC CHAMPIONSHIP GAME RECORDS

### INDIVIDUAL RECORDS

#### GAMES

##### Most Games Played

- 9 Lou Groza, Cleveland Browns, 1950-55, 1957, 1964-65  
Don Chandler, N.Y. Giants, 1956, 1958-59, 1961-63; Green Bay, 1965-67  
Jethro Pugh, Dallas, 1966-67, 1970-73, 1975, 1977-78  
D.D. Lewis, Dallas, 1970-73, 1975, 1977-78, 1980-81  
Charlie Waters, Dallas, 1970-73, 1975, 1977-78, 1980-81

#### SCORING

##### Most Points, Game

- 19 Paul Hornung, Green Bay vs. N.Y. Giants, 1961 (1-td, 4 pat, 3 fg)

#### TOUCHDOWNS

##### Most Touchdowns, Game

- 3 Otto Graham, Cleveland vs. Detroit, 1954 (3-r)  
Gary Collins, Cleveland vs. Baltimore, 1964 (3-p)  
Tom Matte, Baltimore vs. Cleveland, 1968 (3-r)  
Preston Pearson, Dallas vs. L.A. Rams, 1975 (3-p)  
Emmitt Smith, Dallas vs. Green Bay, 1995 (3-r)  
Larry Fitzgerald, Arizona vs. Philadelphia, 2008 (3-p)

#### POINTS AFTER TOUCHDOWN

##### Most Points After Touchdown, Game

- 8 Lou Groza, Cleveland vs. Detroit, 1954 (8 att)  
Jim Martin, Detroit vs. Cleveland, 1957 (8 att)

#### FIELD GOALS

##### Most Field Goals Attempted, Game

- 6 Matt Bahr, N.Y. Giants vs. San Francisco, 1990

##### Most Field Goals, Game

- 5 Matt Bahr, N.Y. Giants vs. San Francisco, 1990

##### Longest Field Goal

- 52 Lou Groza, Cleveland vs. L.A. Rams, 1951

#### RUSHING

##### ATTEMPTS

##### Most Attempts, Game

- 36 John Riggins, Washington vs. Dallas, 1982; vs. San Francisco, 1983

#### YARDS GAINED

##### Most Yards Gained, Game

- 196 Steve Van Buren, Philadelphia vs. L.A. Rams, 1949

##### Longest Run From Scrimmage

- 70 Elmer Angsman, Chicago Cardinals vs. Philadelphia, 1947 (twice, 2 TDs)

#### TOUCHDOWNS

##### Most Touchdowns Rushing, Game

- 3 Otto Graham, Cleveland vs. Detroit, 1954  
Tom Matte, Baltimore vs. Cleveland, 1968  
Emmitt Smith, Dallas vs. Green Bay, 1995

#### PASSING

##### ATTEMPTS

##### Most Passes Attempted, Game

- 53 Troy Aikman, Dallas vs. San Francisco, 1994

#### COMPLETIONS

##### Most Passes Completed, Game

- 30 Troy Aikman, Dallas vs. San Francisco, 1994

##### Highest Completion Percentage, Game (20 att)

- 86.7 Joe Montana, San Francisco vs. L.A. Rams, 1989 (30-26)

#### YARDS GAINED

##### Most Yards Gained, Game

- 381 Kerry Collins, N.Y. Giants vs. Minnesota, 2000

##### Longest Pass Completion

- 90 Brett Favre (to Driver), Green Bay vs. N.Y. Giants, 2007 (TD)

#### TOUCHDOWNS

##### Most Touchdown Passes, Game

- 5 Sid Luckman, Chicago Bears vs. Washington, 1943  
Kerry Collins, N.Y. Giants vs. Minnesota, 2000

#### HAD INTERCEPTED

##### Most Attempts Without Interception, Game

- 48 Randall Cunningham, Minnesota vs. Atlanta, 1998

##### Most Consecutive Attempts Without Interception

- 93 Joe Montana, San Francisco (4 games)

#### Most Passes Had Intercepted, Game

- 6 Frank Filchock, N.Y. Giants vs. Chicago Bears, 1946  
Bobby Layne, Detroit vs. Cleveland, 1954  
Norm Van Brocklin, L.A. Rams vs. Cleveland, 1955

#### PASS RECEIVING

##### RECEPTIONS

##### Most Receptions, Game

- 12 Raymond Berry, Baltimore vs. N.Y. Giants, 1958  
Michael Irvin, Dallas vs. San Francisco, 1994

#### YARDS GAINED

##### Most Yards Gained, Game

- 192 Michael Irvin, Dallas vs. San Francisco, 1994

##### Longest Reception

- 90 Donald Driver (from Favre), Green Bay vs. N.Y. Giants, 2007 (TD)

#### TOUCHDOWNS

##### Most Touchdown Receptions, Game

- 3 Gary Collins, Cleveland vs. Baltimore, 1964  
Preston Pearson, Dallas vs. L.A. Rams, 1975  
Larry Fitzgerald, Arizona vs. Philadelphia, 2008

#### INTERCEPTIONS

##### Most Interceptions By, Game

- 3 Joe Laws, Green Bay vs. N.Y. Giants, 1944  
Ricky Manning Jr., Carolina vs. Philadelphia, 2003

#### YARDS GAINED

##### Most Yards Gained, Game

- 92 Ronde Barber, Tampa Bay vs. Philadelphia, 2002

##### Longest Return

- 92 Ronde Barber, Tampa Bay vs. Philadelphia, 2002 (TD)

#### TOUCHDOWNS

##### Most Touchdowns, Game

- 1 Hamp Pool, Chicago Bears vs. Washington, 1940  
George McAfee, Chicago Bears vs. Washington, 1940  
Clyde (Bulldog) Turner, Chicago Bears vs. Washington, 1940  
Dante Magnani, Chicago Bears vs. N.Y. Giants, 1946  
Don Paul, Cleveland vs. L.A. Rams, 1955  
Terry Barr, Detroit vs. Cleveland, 1957  
Johnny Sample, Baltimore vs. N.Y. Giants, 1959  
Bobby Bryant, Minnesota vs. Dallas, 1973  
Thomas Henderson, Dallas vs. L.A. Rams, 1978  
Darryl Grant, Washington vs. Dallas, 1982  
Darrell Green, Washington vs. Detroit, 1991  
Eric Davis, San Francisco vs. Dallas, 1994  
Ronde Barber, Tampa Bay vs. Philadelphia, 2002

#### PUNTING

##### Most Punts, Game

- 11 Ken Strong, N.Y. Giants vs. Chicago Bears, 1933  
Dale Hatcher, L.A. Rams vs. Chicago Bears, 1985

##### Longest Punt

- 76 Ed Danowski, N.Y. Giants vs. Detroit, 1935

#### AVERAGE YARDAGE

##### Highest Punting Average, Game (4 punts)

- 52.5 Sammy Baugh, Washington vs. Chicago Bears, 1942

#### PUNT RETURNS

##### Most Punt Returns, Game

- 6 Eddie Brown, L.A. Rams vs. Tampa Bay, 1979  
John Sciarra, Philadelphia vs. Dallas, 1980

#### YARDS GAINED

##### Most Yards Gained, Game

- 102 Charley Trippi, Chicago Cardinals vs. Philadelphia, 1947

##### Longest Return

- 75 Charley Trippi, Chicago Cardinals vs. Philadelphia, 1947 (TD)

#### TOUCHDOWNS

##### Most Touchdowns, Game

- 1 Charley Trippi, Chicago Cardinals vs. Philadelphia, 1947  
Golden Richards, Dallas vs. Minnesota, 1973  
Steve Smith, Carolina vs. Seattle, 2005

#### KICKOFF RETURNS

##### Most Kickoff Returns, Game

- 7 Don Bingham, Chicago Bears vs. N.Y. Giants, 1956  
Antonio Freeman, Green Bay vs. Dallas, 1995  
Michael Lewis, New Orleans vs. Chicago, 2006

## CHAMPIONSHIP GAMES

### YARDS GAINED

#### Most Yards Gained, Game

148 Antonio Freeman, Green Bay vs. Dallas, 1995

#### Longest Return

95 Chuck Levy, San Francisco vs. Green Bay, 1997 (TD)

### TOUCHDOWNS

#### Most Touchdowns, Game

1 Chuck Levy, San Francisco vs. Green Bay, 1997

### TEAM RECORDS

### GAMES

#### Most Games

18 N.Y. Giants, 1933-35, 1938-39, 1941, 1944, 1946, 1956, 1958-59, 1961-63, 1986, 1990, 2000, 2007

#### Most Consecutive Games

6 Cleveland, 1950-55

#### Most Games Won

10 Green Bay, 1936, 1939, 1944, 1961-62, 1965-67, 1996, 1997

#### Most Consecutive Games Won

3 Green Bay, 1965-67

#### Most Games Lost

11 N.Y. Giants, 1933, 1935, 1939, 1941, 1944, 1946, 1958-59, 1961-63

#### Most Consecutive Games Lost

3 Cleveland, 1951-53  
N.Y. Giants, 1961-63  
L.A. Rams, 1974-76  
Dallas, 1980-82  
Philadelphia, 2001-03

### SCORING

#### POINTS

##### Most Points, Game

73 Chicago Bears vs. Washington, 1940

##### Most Points, Both Teams, Game

73 Chicago Bears (73) vs. Washington (0), 1940  
Detroit (59) vs. Cleveland (14), 1957

##### Fewest Points, Both Teams, Game

7 Philadelphia (7) vs. Chicago Cardinals (0), 1948

##### Most Shutouts By

2 Green Bay vs. N.Y. Giants, 1939; vs. N.Y. Giants, 1961  
Philadelphia vs. Chicago Cardinals, 1948; vs. L.A. Rams, 1949  
Chicago Bears vs. Washington, 1940; vs. L.A. Rams, 1985  
N.Y. Giants vs. Washington, 1987; vs. Minnesota, 2000

##### Most Points, By Quarters

1st: 21 Chicago Bears vs. Washington, 1940  
San Francisco vs. Dallas, 1994  
2nd: 24 Green Bay vs. N.Y. Giants, 1961  
3rd: 26 Chicago Bears vs. Washington, 1940  
4th: 27 N.Y. Giants vs. Chicago Bears, 1934  
OT: 6 Baltimore vs. N.Y. Giants, 1958

### TOUCHDOWNS

#### Most Touchdowns, Game

11 Chicago Bears vs. Washington, 1940 (7-r, 1-p, 3-int)

#### Most Touchdowns, Both Teams, Game

11 Chicago Bears (11) vs. Washington (0), 1940

#### Fewest Touchdowns, Both Teams, Game

0 Tampa Bay vs. L.A. Rams, 1979

### POINTS AFTER TOUCHDOWN

#### Most Points After Touchdown, Game

8 Cleveland vs. Detroit, 1954  
Detroit vs. Cleveland, 1957

#### Most Points After Touchdown, Both Teams, Game

10 Detroit (8) vs. Cleveland (2), 1957

### FIELD GOALS

#### Most Field Goals, Game

5 N.Y. Giants vs. San Francisco, 1990 (6 att)

#### Most Field Goals, Both Teams, Game

7 N.Y. Giants (5) vs. San Francisco (2), 1990

#### Most Field Goals Attempted, Game

6 N.Y. Giants vs. San Francisco, 1990 (5 made)

#### Most Field Goals Attempted, Both Teams, Game

8 N.Y. Giants (6) vs. San Francisco (2), 1990

### FIRST DOWNS

#### Most First Downs, Game

31 N.Y. Giants vs. Minnesota, 2000

#### Fewest First Downs, Game

6 N.Y. Giants vs. Green Bay, 1961

#### Most First Downs, Both Teams, Game

51 Minnesota (26) vs. Atlanta (25), 1998

#### Fewest First Downs, Both Teams, Game

15 Green Bay (7) vs. Boston (8), 1936

### NET YARDS GAINED RUSHING AND PASSING

#### Most Net Yards Gained, Game

518 N.Y. Giants vs. Minnesota, 2000 (138-p, 380-r)

#### Fewest Net Yards Gained, Game

99 Chicago Cardinals vs. Philadelphia, 1948 (96-r, 3-p)

#### Most Net Yards Gained, Both Teams, Game

844 San Francisco (434) vs. Washington (410), 1983

#### Fewest Net Yards Gained, Both Teams, Game

331 Chicago Cardinals (99) vs. Philadelphia (232), 1948

### RUSHING

#### ATTEMPTS

##### Most Attempts, Game

65 Detroit vs. N.Y. Giants, 1935

##### Fewest Attempts, Game

9 Minnesota vs. N.Y. Giants, 2000

##### Most Attempts, Both Teams, Game

109 Detroit (65) vs. N.Y. Giants (44), 1935

##### Fewest Attempts, Both Teams, Game

44 St. Louis (21) vs. Tampa Bay (23), 1999

### YARDS GAINED

#### Most Yards Gained, Game

382 Chicago Bears vs. Washington, 1940

#### Fewest Yards Gained, Game

21 L.A. Rams vs. Philadelphia, 1949

#### Most Yards Gained, Both Teams, Game

426 Cleveland (227) vs. Detroit (199), 1952

#### Fewest Yards Gained, Both Teams, Game

106 Boston (39) vs. Green Bay (67), 1936

#### Longest Gain

70 Chicago Cardinals vs. Philadelphia, 1947 (twice, TDs)

### TOUCHDOWNS

#### Most Touchdowns, Game

7 Chicago Bears vs. Washington, 1940

#### Most Touchdowns, Both Teams, Game

7 Chicago Bears (7) vs. Washington (0), 1940

### PASSING

#### ATTEMPTS

##### Most Attempts, Game

53 Dallas vs. San Francisco, 1994

##### Fewest Attempts, Game

5 Detroit vs. N.Y. Giants, 1935

##### Most Attempts, Both Teams, Game

91 Minnesota (48) vs. Atlanta (43), 1998

##### Fewest Attempts, Both Teams, Game

18 Detroit (5) vs. N.Y. Giants (13), 1935

### COMPLETIONS

#### Most Passes Completed, Game

30 Dallas vs. San Francisco, 1994

#### Fewest Passes Completed, Game

2 Detroit vs. N.Y. Giants, 1935  
Philadelphia vs. Chicago Cardinals, 1948

#### Most Passes Completed, Both Teams, Game

56 Minnesota (29) vs. Atlanta (27), 1998

#### Fewest Passes Completed, Both Teams, Game

5 Philadelphia (2) vs. Chicago Cardinals (3), 1948

### COMPLETION PERCENTAGE

#### Highest Completion Percentage, Game (20 att)

87.1 San Francisco vs. L.A. Rams, 1989 (31-27)

#### Lowest Completion Percentage, Game (20 att)

18.5 Tampa Bay vs. L.A. Rams, 1979 (27-5)

#### Highest Completion Percentage, Both Teams, Game

71.0 San Francisco (71.4) vs. Dallas (70.6), 1992 (69-49)

#### Lowest Completion Percentage, Both Teams, Game

21.7 Philadelphia (16.7) vs. Chicago Cardinals (27.3), 1948 (23-5)

### YARDS GAINED

#### Most Yards Gained, Game

380 N.Y. Giants vs. Minnesota, 2000

#### Fewest Yards Gained, Game

3 Chicago Cardinals vs. Philadelphia, 1948

#### Most Yards Gained, Both Teams, Game

624 Philadelphia (357) vs. Arizona (267), 2008

## Fewest Yards Gained, Both Teams, Game

10 Chicago Cardinals (3) vs. Philadelphia (7), 1948

## Longest Gain

90 Green Bay vs. N.Y. Giants, 2007 (TD)

## TOUCHDOWNS

### Most Touchdowns, Game

5 Chicago Bears vs. Washington, 1943  
 Detroit vs. Cleveland, 1957  
 N.Y. Giants vs. Minnesota, 2000

### Most Touchdowns, Both Teams, Game

7 Chicago Bears (5) vs. Washington (2), 1943  
 Arizona (4) vs. Philadelphia (3), 2008

## INTERCEPTIONS

### Most Passes Intercepted By, Game

8 Chicago Bears vs. Washington, 1940

### Most Passes Intercepted By, Both Teams, Game

10 Cleveland (7) vs. L.A. Rams (3), 1955

### Fewest Passes Intercepted By, Both Teams, Game

0 Dallas vs. Washington, 1972  
 San Francisco vs. N.Y. Giants, 1990  
 Minnesota vs. Atlanta, 1998

## YARDS GAINED

### Most Yards Gained, Game

123 Green Bay vs. N.Y. Giants, 1939  
 Dallas vs. L.A. Rams, 1978

### Most Yards Gained, Both Teams, Game

156 Green Bay (123) vs. N.Y. Giants (33), 1939

### Longest Return

92 Tampa Bay vs. Philadelphia, 2002 (TD)

## TOUCHDOWNS

### Most Touchdowns, Game

3 Chicago Bears vs. Washington, 1940

## PUNTING

### Most Punts, Game

13 N.Y. Giants vs. Chicago Bears, 1933

### Fewest Punts, Game

1 San Francisco vs. Dallas, 1992  
 Dallas vs. San Francisco, 1994  
 N.Y. Giants vs. Minnesota, 2000  
 Philadelphia vs. Arizona, 2008

### Most Punts, Both Teams, Game

23 N.Y. Giants (13) vs. Chicago Bears (10), 1933

### Fewest Punts, Both Teams, Game

5 Chicago Bears (2) vs. Washington (3), 1940  
 San Francisco (1) vs. Dallas (4), 1992

## AVERAGE YARDAGE

### Highest Punting Average, Game

58.0 Philadelphia vs. Arizona, 2008

### Lowest Punting Average, Game

23.0 Dallas vs. San Francisco, 1994

### Highest Punting Average, Both Teams, Game

47.8 Minnesota (50.8) vs. Atlanta (44.8), 1998

### Lowest Punting Average, Both Teams, Game

30.6 Atlanta (26.0) vs. Philadelphia (38.3)

## PUNT RETURNS

### Most Punt Returns, Game

8 Green Bay vs. N.Y. Giants, 1944

### Fewest Punt Returns, Game

0 Chicago Bears vs. Washington, 1937; vs. N.Y. Giants, 1941  
 N.Y. Giants vs. Chicago Bears, 1941  
 Green Bay vs. Dallas, 1966  
 Dallas vs. Green Bay, 1967  
 San Francisco vs. Dallas, 1994  
 Minnesota vs. Atlanta, 1998  
 Minnesota vs. N.Y. Giants, 2000  
 Carolina vs. Philadelphia, 2003

### Most Punt Returns, Both Teams, Game

11 Green Bay (8) vs. N.Y. Giants (3), 1944

### Fewest Punt Returns, Both Teams, Game

0 Chicago Bears vs. N.Y. Giants, 1941

## YARDS GAINED

### Most Yards Gained, Game

150 Chicago Cardinals vs. Philadelphia, 1947 (4)

### Most Yards Gained, Both Teams, Game

160 Chicago Cardinals (150) vs. Philadelphia (10), 1947

## Longest Return

75 Chicago Cardinals vs. Philadelphia, 1947 (TD)

## KICKOFF RETURNS

### Most Kickoff Returns, Game

9 Chicago Bears vs. N.Y. Giants, 1956

### Fewest Kickoff Returns, Game

0 Green Bay vs. Boston, 1936; vs. N.Y. Giants, 1939  
 Washington vs. Dallas, 1972  
 Dallas vs. L.A. Rams, 1978  
 N.Y. Giants vs. Washington, 1986

### Most Kickoff Returns, Both Teams, Game

12 Dallas (6) vs. Green Bay (6), 1966  
 Dallas (7) vs. San Francisco (5), 1994

### Fewest Kickoff Returns, Both Teams, Game

1 Green Bay (0) vs. Boston (1), 1936

## YARDS GAINED

### Most Yards Gained, Game

225 Washington vs. Chicago Bears, 1940

### Most Yards Gained, Both Teams, Game

265 Philadelphia (148) vs. St. Louis (117), 2001

### Longest Gain

95 San Francisco vs. Green Bay, 1997

## NFC/NFL CHAMPIONSHIP GAME TOP PERFORMANCES

### RUSHING YARDS

196 Steve Van Buren, Philadelphia vs. L.A. Rams, 12/18/49  
 194 Wilbert Montgomery, Philadelphia vs. Dallas, 1/11/81  
 159 Elmer Angsman, Chicago Cardinals vs. Philadelphia, 12/28/47  
 159 Marshall Faulk, St. Louis vs. Philadelphia, 1/27/02  
 150 Emmitt Smith, Dallas vs. Green Bay, 1/14/96  
 143 Duane Thomas, Dallas vs. San Francisco, 1/3/71  
 140 John Riggins, Washington vs. Dallas, 1/22/83  
 132 Shaun Alexander, Seattle vs. Carolina, 1/22/06  
 128 Lawrence McCutcheon, L.A. Rams vs. Minnesota, 12/26/76  
 123 John Riggins, Washington vs. San Francisco, 1/8/84  
 123 Thomas Jones, Chicago vs. New Orleans, 1/21/07

### PASSING YARDS

381 Kerry Collins, N.Y. Giants vs. Minnesota, 1/14/01  
 380 Troy Aikman, Dallas vs. San Francisco, 1/15/95  
 375 Donovan McNabb, Philadelphia vs. Arizona, 1/18/09  
 354 Drew Brees, New Orleans vs. Chicago, 1/21/07  
 349 Johnny Unitas, Baltimore vs. N.Y. Giants, 12/28/58  
 347 Joe Montana, San Francisco vs. Washington, 1/8/84  
 340 Chris Chandler, Atlanta vs. Minnesota, 1/17/99  
 335 Sammy Baugh, Washington vs. Chicago Bears, 12/12/37  
 322 Troy Aikman, Dallas vs. San Francisco, 1/17/93  
 313 Steve Young, San Francisco vs. Dallas, 1/17/93  
 312 Bob Waterfield, L.A. Rams vs. Cleveland, 12/24/50  
 307 Brett Favre, Green Bay vs. Dallas, 1/14/96  
 304 Bart Starr, Green Bay vs. Dallas, 1/1/67

### RECEPTIONS


12 Raymond Berry, Baltimore vs. N.Y. Giants, 12/28/58  
 12 Michael Irvin, Dallas vs. San Francisco, 1/15/95  
 11 Dante Lavelli, Cleveland vs. L.A. Rams, 12/24/50  
 11 Plaxico Burress, N.Y. Giants vs. Green Bay, 1/20/08  
 10 Ike Hilliard, N.Y. Giants vs. Minnesota, 1/14/01  
 10 Brent Celek, Philadelphia vs. Arizona, 1/18/09  
 9 Wayne Millner, Washington vs. Chicago Bears, 12/12/37  
 9 Jim Benton, Cleveland Rams vs. Washington, 12/16/45  
 9 Tom Fears, L.A. Rams vs. Cleveland, 12/24/50  
 9 Bob Schnelker, N.Y. Giants vs. Baltimore, 12/27/59  
 9 Larry Fitzgerald, Arizona vs. Philadelphia, 1/18/09  
 8 Jack Ferrante, Philadelphia vs. Chicago Cardinals, 12/28/47  
 8 Dwight Clark, San Francisco vs. Dallas, 1/10/82  
 8 Mike Wilson, San Francisco vs. Washington, 1/8/84  
 8 Art Monk, Washington vs. N.Y. Giants, 1/11/87  
 8 Jerry Rice, San Francisco vs. Dallas, 1/17/93  
 8 Isaac Bruce, St. Louis vs. Philadelphia, 1/27/02  
 8 Duce Staley, Philadelphia vs. St. Louis, 1/27/02

### RECEIVING YARDS

192 Michael Irvin, Dallas vs. San Francisco, 1/15/95  
 178 Raymond Berry, Baltimore vs. N.Y. Giants, 12/28/58  
 175 Bob Schnelker, N.Y. Giants vs. Baltimore, 12/27/59  
 169 Gene Washington, Minnesota vs. Cleveland, 1/4/70  
 160 Wayne Millner, Washington vs. Chicago Bears, 12/12/37  
 155 Ike Hilliard, N.Y. Giants vs. Minnesota, 1/14/01  
 152 Larry Fitzgerald, Arizona vs. Philadelphia, 1/18/09  
 151 Plaxico Burress, N.Y. Giants vs. Green Bay, 1/20/08  
 146 Charley Taylor, Washington vs. Dallas, 12/31/72  
 146 Tom Fears, L.A. Rams vs. Cleveland, 12/23/51  
 141 Donald Driver, Green Bay vs. N.Y. Giants, 1/20/08  
 139 Harold Jackson, L.A. Rams vs. Minnesota, 12/29/74







---

# Super Bowl

# SUPER BOWL

## SUPER BOWL XLIV FACTS AND FIGURES

### AT STAKE

National Football League Championship and the Vince Lombardi Trophy

### PARTICIPANTS

Champions of the American Football Conference (AFC) and the National Football Conference (NFC) of the National Football League

### SITE

Dolphin Stadium, South Florida

### CAPACITY

74,000

### DATE

February 7, 2010

### GAME TIME

6:00 P.M. Eastern Standard Time

### TELEVISION AND RADIO FACTS

Super Bowl XLIV will be carried nationally by CBS on more than 200 television stations throughout the United States, plus Bermuda and Guam.

For the twenty-third consecutive season and the thirty-seventh time overall, Westwood One Radio will carry the game on more than 600 radio stations within the United States. Armed Forces Radio will provide the broadcast to 175 foreign countries and ships at sea. Univision Radio will broadcast in Spanish to more than 30 radio stations in the U.S., reaching more than 500,000 Spanish-speaking NFL fans.

Super Bowl XLIV will be distributed internationally by the NFL and NFL International to more than 185 countries and the game will be broadcast in 30 different languages. Twelve languages will be featured in live broadcasts originating from Dolphin Stadium: English, Danish, Flemish, French, German, Hungarian, Italian, Japanese, Mandarin Chinese, Portuguese, Russian and Spanish.

In addition, the game will be broadcast in Albanian, Arabic, Bosnian, Cantonese, Croatian, Czech, Farsi, Finnish, Greek, Montenegrin, Norwegian, Polish, Romanian, Serbian, Slovak, Slovene, Swedish and Turkish.

### CBS TELEVISION SCHEDULE

1:00-6:00 P.M. (EST)—Pregame show.

6:00 P.M. (EST) to conclusion—Super Bowl XLIV.

### WESTWOOD ONE RADIO SCHEDULE

5:00-6:00 P.M. (EST)—Pregame show.

6:00 P.M. (EST) to conclusion—Super Bowl XLIV and postgame show.

### PLAYER SHARES

\$83,000 to each member of the winning team; \$42,000 to each member of the losing team (more than \$6 million total for the personnel of the two competing clubs). See page 92 for historical player share information.

### PLAYER UNIFORMS

The AFC champion will be the home team, will occupy the South sideline, and will have the choice of wearing its colored or white jersey. The NFC champion will be the visiting team and will occupy the North sideline.

### SUDDEN DEATH

If the game is tied at the end of the regulation 60 minutes, it will continue in sudden-death overtime. The team scoring first (by safety, field goal, or touchdown) will win.

At the end of regulation, the referee immediately will toss a coin at the center of the field, in accordance with rules pertaining to the usual pregame toss. The captain of the visiting team will call the toss. Following a three (3) minute intermission, play will continue by fifteen (15) minute periods with a two (2) minute intermission between each overtime period. There will be no halftime intermission. Teams will change goals between each period. The rules for game timing and team timeouts shall be the same as in the regular game, including the last two (2) minutes of the second and fourth quarters.

### OFFICIAL TIME

The scoreboard clock will be official.

### OFFICIALS

Seven officials and five alternates, all appointed by the Commissioner's office.

### TROPHY

The winning team receives permanent possession of the Vince Lombardi Trophy, a sterling silver trophy created by Tiffany & Company and presented annually to the winner of the Super Bowl. The trophy was named for the late Vince Lombardi before Super Bowl V. The trophy is a regulation-size silver football mounted in a kicking position on a pyramid-like stand of three concave sides. The trophy stands 20.75 inches tall, weighs 107.3 ounces, and is valued in excess of \$25,000. The words Vince Lombardi and Super Bowl XLIV are engraved on the base along with the NFL shield.

### ATTENDANCE HISTORY

To date, 3,347,608 have attended Super Bowl games. The largest crowd was 103,985 at Super Bowl XIV, which was played at the Rose Bowl in Pasadena, California.

### NFL HEADQUARTERS

Westin Beach Resort, Fort Lauderdale, Florida

### MEDIA CONTACTS

Joe Browne, Executive Vice President of Communications & Public Affairs

Greg Aiello, Senior Vice President of Public Relations

Brian McCarthy, Vice President of Corporate Communications

Dan Masonson, Corporate Communications Director

Michael Signora, Director of Media Relations & International Communications

Dennis Johnson, Public Relations Director, NFL Network

Darlene Capiro, Manager of Media Relations & International Communications

Clare Graff, Publicity Manager for Community Affairs

Randall Liu, NFC Information Manager

Corry Rush, AFC Information Manager



**SUPER BOWL TELEVISION RECAP**

	Network	Announcers	Rating	Share
Super Bowl I	CBS, NBC	CBS—Ray Scott and Jack Whitaker (play-by-play), Frank Gifford (analyst); NBC—Curt Gowdy (play-by-play), Paul Christman (analyst)	40.8	NA
Super Bowl II	CBS	Ray Scott (play-by-play), Jack Kemp and Pat Summerall (analysts)	36.8	68%
Super Bowl III	NBC	Curt Gowdy (play-by-play), Al DeRogatis and Kyle Rote (analysts)	36.0	70%
Super Bowl IV	CBS	Jack Buck (play-by-play), Frank Gifford and Pat Summerall (analysts)	39.4	69%
Super Bowl V	NBC	Curt Gowdy (play-by-play), Kyle Rote (analyst)	39.9	75%
Super Bowl VI	CBS	Ray Scott (play-by-play), Pat Summerall (analyst)	44.2	74%
Super Bowl VII	NBC	Curt Gowdy (play-by-play), Al DeRogatis (analyst)	42.7	72%
Super Bowl VIII	CBS	Ray Scott (play-by-play), Bart Starr and Pat Summerall (analysts)	41.6	73%
Super Bowl IX	NBC	Curt Gowdy (play-by-play), Al DeRogatis and Don Meredith (analysts)	42.4	72%
Super Bowl X	CBS	Pat Summerall (play-by-play), Tom Brookshier (analyst)	42.3	78%
Super Bowl XI	NBC	Curt Gowdy (play-by-play), Don Meredith (analyst)	44.4	73%
Super Bowl XII	CBS	Pat Summerall (play-by-play), Tom Brookshier (analyst)	47.2	67%
Super Bowl XIII	NBC	Curt Gowdy (play-by-play), John Brodie and Merlin Olsen (analysts)	47.1	74%
Super Bowl XIV	CBS	Pat Summerall (play-by-play), Tom Brookshier (analyst)	46.3	67%
Super Bowl XV	NBC	Dick Enberg (play-by-play), Merlin Olsen (analyst)	44.4	63%
Super Bowl XVI	CBS	Pat Summerall (play-by-play), John Madden (analyst)	49.1	73%
Super Bowl XVII	NBC	Dick Enberg (play-by-play), Merlin Olsen (analyst)	48.6	69%
Super Bowl XVIII	CBS	Pat Summerall (play-by-play), John Madden (analyst)	46.4	71%
Super Bowl XIX	ABC	Frank Gifford (play-by-play), Don Meredith and Joe Theismann (analysts)	46.4	63%
Super Bowl XX	NBC	Dick Enberg (play-by-play), Bob Griese and Merlin Olsen (analysts)	48.3	70%
Super Bowl XXI	CBS	Pat Summerall (play-by-play), John Madden (analyst)	45.8	66%
Super Bowl XXII	ABC	Al Michaels (play-by-play), Dan Dierdorf and Frank Gifford (analysts)	41.9	62%
Super Bowl XXIII	NBC	Dick Enberg (play-by-play), Merlin Olsen (analyst)	43.5	68%
Super Bowl XXIV	CBS	Pat Summerall (play-by-play), John Madden (analyst)	39.0	63%
Super Bowl XXV	ABC	Al Michaels (play-by-play), Dan Dierdorf and Frank Gifford (analysts)	41.9	63%
Super Bowl XXVI	CBS	Pat Summerall (play-by-play), John Madden (analyst)	40.3	61%
Super Bowl XXVII	NBC	Dick Enberg (play-by-play), Bob Trumpy (analyst)	45.1	66%
Super Bowl XXVIII	NBC	Dick Enberg (play-by-play), Bob Trumpy (analyst)	45.5	66%
Super Bowl XXIX	ABC	Al Michaels (play-by-play), Dan Dierdorf and Frank Gifford (analysts)	41.3	62%
Super Bowl XXX	NBC	Dick Enberg (play-by-play), Paul Maguire and Phil Simms (analysts)	46.0	68%
Super Bowl XXXI	FOX	Pat Summerall (play-by-play), John Madden (analyst)	43.3	65%
Super Bowl XXXII	NBC	Dick Enberg (play-by-play), Paul Maguire and Phil Simms (analysts)	44.5	67%
Super Bowl XXXIII	FOX	Pat Summerall (play-by-play), John Madden (analyst)	40.2	61%
Super Bowl XXXIV	ABC	Al Michaels (play-by-play), Boomer Esiason (analyst)	43.3	63%
Super Bowl XXXV	CBS	Greg Gumbel (play-by-play), Phil Simms (analyst)	40.4	61%
Super Bowl XXXVI	FOX	Pat Summerall (play-by-play), John Madden (analyst)	40.4	61%
Super Bowl XXXVII	ABC	Al Michaels (play-by-play), John Madden (analyst)	40.7	61%
Super Bowl XXXVIII	CBS	Greg Gumbel (play-by-play), Phil Simms (analyst)	41.4	63%
Super Bowl XXXIX	FOX	Joe Buck (play-by-play), Troy Aikman and Cris Collinsworth (analysts)	41.1	62%
Super Bowl XL	ABC	Al Michaels (play-by-play), John Madden (analyst)	41.6	62%
Super Bowl XLI	CBS	Jim Nantz (play-by-play), Phil Simms (analyst)	42.6	64%
Super Bowl XLII	FOX	Joe Buck (play-by-play), Troy Aikman (analyst)	43.2	65%
Super Bowl XLIII	NBC	Al Michaels (play-by-play), John Madden (analyst)	42.0	64%

Rating is based on the number of households with televisions tuned in to some or all of the telecast. Share is the percentage of households using televisions during the telecast that tuned in to the game. For example, of the households that had their televisions on during Super Bowl XXIV, 63 percent were tuned in to the game. Of the top 10 televised sports events, based on ratings, nine are Super Bowls. Source: A.C. Nielsen

**HOW SUPER BOWL WINNERS FARED IN THEIR NEXT SEASON**

SB	Team	Following Super Bowl season	SB	Team	Following Super Bowl season
I	Green Bay	Repeated, beating Oakland 33-14 in Super Bowl	XXII	Washington	Finished third in NFC Eastern Division with a 7-9 record
II	Green Bay	Finished third in Central Division with a 6-7-1 record	XXIII	San Francisco	Repeated, beating Denver 55-10 in Super Bowl
III	N.Y. Jets	Lost to Kansas City 13-6 in AFL Divisional Playoff	XXIV	San Francisco	Lost to New York Giants 15-13 in NFC Championship
IV	Kansas City	Finished second in Western Division with a 7-5-2 record	XXV	N.Y. Giants	Finished fourth in NFC Eastern Division with 8-8 record
V	Baltimore	Lost to Miami 21-0 in AFC Championship	XXVI	Washington	Lost to San Francisco 20-13 in NFC Divisional Playoff
VI	Dallas	Lost to Washington 26-3 in NFC Championship	XXVII	Dallas	Repeated, beating Buffalo 30-13 in Super Bowl
VII	Miami	Repeated, beating Minnesota 24-7 in Super Bowl	XXVIII	Dallas	Lost to San Francisco 38-28 in NFC Championship
VIII	Miami	Lost to Oakland 28-26 in AFC Divisional Playoff	XXIX	San Francisco	Lost to Green Bay 27-17 in NFC Divisional Playoff
IX	Pittsburgh	Repeated, beating Dallas 21-17 in Super Bowl	XXX	Dallas	Lost to Carolina 26-17 in NFC Divisional Playoff
X	Pittsburgh	Lost to Oakland 24-7 in AFC Championship	XXXI	Green Bay	Lost to Denver 31-24 in Super Bowl
XI	Oakland	Lost to Denver 20-17 in AFC Championship	XXXII	Denver	Repeated, beating Atlanta 34-19 in Super Bowl
XII	Dallas	Lost to Pittsburgh 35-31 in Super Bowl	XXXIII	Denver	Finished last in AFC Western Division with a 6-10 record
XIII	Pittsburgh	Repeated, beating Los Angeles Rams 31-19 in Super Bowl	XXXIV	St. Louis	Lost to New Orleans 31-28 in NFC Wild-Card game
XIV	Pittsburgh	Finished third in Central Division with a 9-7 record	XXXV	Baltimore	Lost to Pittsburgh 27-10 in AFC Divisional Playoff
XV	Oakland	Finished fourth in Western Division with a 7-9 record	XXXVI	New England	Finished second in AFC East with 9-7 record
XVI	San Francisco	Finished eleventh in conference with a 3-6 record	XXXVII	Tampa Bay	Finished third in NFC South with 7-9 record
XVII	Washington	Lost to Los Angeles Raiders 38-9 in Super Bowl	XXXVIII	New England	Repeated, beating Philadelphia 24-21 in Super Bowl
XVIII	L.A. Raiders	Lost to Seattle 13-7 in AFC Wild-Card Game	XXXIX	New England	Lost to Denver 27-13 in AFC Divisional Playoff
XIX	San Francisco	Lost to New York Giants 17-3 in NFC Wild-Card Game	XL	Pittsburgh	Finished third in AFC North Division with 8-8 record
XX	Chicago	Lost to Washington 27-13 in NFC Divisional Playoff	XLI	Indianapolis	Lost to San Diego 28-24 in AFC Divisional Playoff
XXI	N.Y. Giants	Finished last in NFC Eastern Division with a 6-9 record	XLII	N.Y. Giants	Lost to Philadelphia 23-11 in Divisional Playoff

# SUPER BOWL

## HISTORY OF SUPER BOWL ENTERTAINMENT

	Pregame	National Anthem	Coin Toss	Halftime
I	University of Arizona & Grambling University with Al Hirt	Universities of Arizona & Michigan Bands	Game Official	Universities of Arizona and Michigan Bands
II	AFL and NFL Giant Figures; Air Force fly-over	Grambling University	Game Official	Grambling University
III	Tribute to Apollo 8 Astronauts, with Bob Hope	Anita Bryant (Pledge of Allegiance by Apollo Astronauts)	Game Official	"America Thanks" with Florida A&M University
IV	"Battle of the Horns" with Al Hirt and Doc Severinsen	Al Hirt (Pledge of Allegiance by Astronauts)	Game Official	Carol Channing
V	Southern University & Northeast Missouri College	Tommy Loy (trumpeter)	Game Official	Florida A&M Band
VI	Kilgore J.C. Rangerettes; Air Force fly-over	U.S. Air Force Academy Chorale	Game Official	"Salute to Louis Armstrong" with Ella Fitzgerald, Carol Channing, Al Hirt, and U.S. Marine Corps Drill Team
VII	Tribute to Apollo 17 with University of Michigan	Andy Williams & Little Angels of Chicago's Angels Church (Pledge of Allegiance by Apollo 17 crew)	Game Official	"Happiness Is..." with University of Michigan Band and Woody Herman Band
VIII	University of Texas	Charlie Pride	Game Official	"A Musical America" with University of Texas Band
IX	Grambling University	Grambling University with Mardi Gras Chorus	Game Official	"Tribute to Duke Ellington" with Mercer Ellington band and Grambling University Band
X	Up with People	Tom Sullivan	Game Official	"200 Years and Just a Baby" Tribute to America's Bicentennial
XI	LAUSD All-City Band and Ashley Whippet	Vicki Carr ("America the Beautiful")	Game Official	"It's a Small World" including crowd participation for the first time with spectators waving colored placards on cue
XII	Southern University; Cowboys and Broncos Cheerleaders	Phyllis Kelly (Northeast Louisiana State University)	Red Grange	"From Paris to the Paris of America" with Tyler Apache Belles, Pete Fountain, and Al Hirt
XIII	Dallas Cowboys Cheerleaders and Military Bands	Colgate University Seven	George Halas	"Super Bowl XIII Carnival" Salute to the Caribbean with Ken Hamilton and various Caribbean bands
XIV	LAUSD All-City Band	Cheryl Ladd; Golden Knights Parachute Team	Art Rooney	"A Salute to the Big Band Era" with Up with People
XV	Southern University; including tribute to Iran hostages	Helen O'Connell	Marie Lombardi	"A Mardi Gras Festival"
XVI	University of Michigan	Diana Ross	Bobby Layne	"A Salute to the '60s and Motown"
XVII	LAUSD All-City Band	Leslie Easterbrook	Elroy Hirsch	"KaleidoSUPERscope" (a kaleidoscope of color and sound)
XVIII	Florida State Univ. and Univ. of Florida; fly-over by MacDill AFB	Barry Manilow	Bronko Nagurski	"Super Bowl XVIII's Salute to the Superstars of the Silver Screen"
XIX	Tribute to the NFL with Huddles team mascots	Children's Choir of San Francisco	Hugh McElhenny (with President Ronald Reagan on video)	"A World of Children's Dreams"
XX	Salute to Super Bowl MVP's	Wynton Marsalis	Bart Starr (representing 17 MVP's who were present)	"Beat of the Future"
XXI	Salute to California with the Beach Boys	Neil Diamond	Willie Davis	"Salute to Hollywood's 100th Anniversary"
XXII	Salute to Bob Hope; fly-over by Navy's Blue Angels	Herb Alpert	Don Hutson	"Something Grand" featuring 88 grand pianos, the Rockettes, and Chubby Checker
XXIII	Salute to South Florida and NASA Program; fly-over by 31st Tactical Wing, Homestead AFB	Billy Joel	Nick Buoniconti, Bob Griese*, and Larry Little	"Be Bop Bamboozled" featuring 3-D effects
XXIV	"Super Mardi Gras Comes to New Orleans" featuring David Clayton Thomas and Archie Manning	Aaron Neville	Mel Blount, Terry Bradshaw, Art Shell, and Willie Wood*	"Salute to New Orleans" and 40th anniversary of Peanuts' characters, featuring trumpeter Pete Fountain
XXV	SuperShow XXV; fly-over by 56th Tactical Training Wing, U.S. Central Command & U.S. Special Operations Command at MacDill AFB	Whitney Houston	Pete Rozelle	"A Small World Salute to 25 Years of the Super Bowl" featuring New Kids on the Block
XXVI	Showcase of local Minnesota youth including Metropolitan Boys Choir, Twin Cities Youth Symphonies, local marching bands, and jazz group Moore by Four	Harry Connick, Jr. (American Sign Language performance by Lori Hilary)	Chuck Noll	"Winter Magic" including a salute to the winter season and the winter Olympics featuring Gloria Estefan, Brian Boitano, and Dorothy Hamill
XXVII	"Movies, Music, Hollywood" tribute to music and movies featuring the Rockettes; fly-over by Navy's Strike Fighter Squadron, USS Nimitz	Garth Brooks (American Sign Language performance by Marlee Matlin)	O.J. Simpson	"Heal the World" featuring Michael Jackson and 3,500 local children; finale included audience card stunt
XXVIII	"Georgia Music Makers" featuring Kris Kross, Georgia Satellites, Morehouse College Marching Band, and Charlie Daniels	Natalie Cole with Atlanta University Center Chorus (American Sign Language performance by Falcons' cheerleader Courtney Keel Foley)	Joe Namath	"Rockin' Country Sunday" featuring Clint Black, Tanya Tucker, Travis Tritt, and Wynonna & Naomi Judd; finale included flashlight stunt
XXIX	"Let's Celebrate!" A Tribute to the 150th Anniversary of Florida, 75th Anniversary of the NFL, and ABC Monday Night Football's 25th Anniversary, featuring Sergio Mendes and Hank Williams, Jr.; fly-over by 93rd Fighter Squadron, Homestead Air Force Reserve Base	Kathie Lee Gifford (American Sign Language performance by Miss America Heather Whitestone)	Otto Graham*, Joe Greene, Ray Nitschke, and Gale Sayers	"Indiana Jones and the Temple of the Forbidden Eye" featuring Tony Bennett, Patti LaBelle, Arturo Sandoval, the Miami Sound Machine, and stunts including fire and skydivers; finale included audience participation with light sticks
XXX	Arizona theme celebrating Native American Culture, Wild West traditions, and the great outdoors	Vanessa Williams (American Sign Language performance by Mary Kim Titla)	Joe Montana, representing 25 MVP's present	Diana Ross celebrating 30 years of the Super Bowl with special effects, pyrotechnics, and stadium card stunt; finale featured Diana Ross being taken from the stadium in a helicopter
XXXI	Show kicked off by Los Del Rio which performed "Macarena" after the dance craze that became a tradition in the Mardi Gras parade. Also featured country-rock star Mary Chapin Carpenter, accompanied by local Cajun band Beausoleil.	Luther Vandross (American Sign Language performance by Erika Schwarz)	Mike Ditka, Tom Flores, Tom Landry, Chuck Noll, George Seifert, and Hank Stram*	"Blues Brothers Bash" featuring Dan Akroyd, John Goodman, and James Belushi; also featuring "The Godfather of Soul" James Brown and ZZ Top
XXXII	Phil Hartman narrated the show, a celebration of music and history of California. Performances by The Fifth Dimension, Lee Greenwood, and members of the Beach Boys	Jewel (American Sign Language performance by Phyllis Frelich)	Joe Gibbs*, Eddie Robinson, and Doug Williams	"A Tribute to Motown's 40th Anniversary" including Boyz II Men, Smokey Robinson, Queen Latifah, Martha Reeves, and The Temptations
XXXIII	The show captured the merriment of a Caribbean Cruise; featuring rock band KISS	Cher (American Sign Language performance by Speaking Hands)	Raymond Berry, Roosevelt Brown, Art Donovan, Frank Gifford, Sam Huff, Tom Landry, Gino Marchetti*, Don Maynard, Lenny Moore, Jim Parker, and Andy Robustelli	"Celebration of Soul, Salsa, and Swing" featuring Stevie Wonder, Gloria Estefan, Big Bad Voodoo Daddy, and tap dancer Savion Glover

\*= coin tosser

	<b>Pregame</b>	<b>National Anthem</b>	<b>Coin Toss</b>	<b>Halftime</b>
XXXIV	The Smothers Brothers narrated the show, a tribute to "Great American Music of the 20th Century" featuring Tina Turner, Travis Tritt, the Georgia Tech Marching Band, and the Georgia Mass Choir	Faith Hill (American Sign Language performance by Briarlake Elementary School Signing Choir)	Bud Grant, Lamar Hunt*, Bobby Bell, Paul Krause, Willie Lanier, Alan Page, Jan Stenerud	"A Tapestry of Nations" featuring Phil Collins, Christina Aguilera, Enrique Iglesias, Toni Braxton, and an 80-person choir
XXXV	The show featured PYT, Sting, and Styx	Backstreet Boys (American Sign Language performance by Tom Cooney)	Marcus Allen, Ottis Anderson, Tom Flores*, Bill Parcells	The halftime show featured Aerosmith, *NSYNC, Britney Spears, and Mary J. Blige
XXXVI	The show, a tribute to "Freedom" featured the Boston Pops, Barry Manilow, Marc Anthony, Mary J. Blige, and Paul McCartney	Mariah Carey accompanied by the Boston Pops (American Sign Language performance by Joe Narcisse)	Former U.S. President George H.W. Bush and Roger Staubach*	The halftime show featured U2
XXXVII	The show featured Santana, Beyoncé Knowles, and Michelle Branch	Dixie Chicks (American Sign Language performance by Janet Maxwell)	Nick Buoniconti, Larry Csonka, Bob Griese, Jim Langer, Larry Little, Don Shula*, and Paul Warfield	The halftime show featured Shania Twain, No Doubt, and Sting
XXXVIII	The show, "Welcome to Houston - The Spirit of Texas" featured Aerosmith, Toby Keith, Willie Nelson, and Walter Suhr and Mango Punch!	Beyoncé Knowles (American Sign Language performance by Suzanna Christy)	Earl Campbell, Ollie Matson, Don Maynard, Mike Singletary, YA. Tittle*, and Gene Upshaw	The halftime show featured Janet Jackson, Justin Timberlake, P. Diddy, Kid Rock, and Nelly
XXXIX	The show, "Bridging Generations," featured the Black Eyed Peas performing with Earth, Wind and Fire, Gretchen Wilson performing with the Charlie Daniels Band, and Alicia Keys singing "America the Beautiful" (American Sign Language performance by the Florida School for the Deaf and Blind)	U.S. Air Force Academy Cadet Chorale, U.S. Coast Guard Academy Glee Club, U.S. Naval Academy Glee Club, and U.S. Military Academy at West Point Glee Club sang the Anthem (American Sign Language performance by Wesley Tallent)	Four youth football players (Tyler Callahan*, Tyler Deal, Laurence McCaulley, Jacob Santana), NFL High School Coach of the Year Bill McGregor and youth football coach Tamaris Jackson	The halftime show featured Paul McCartney
XL	The show featured Stevie Wonder with Joss Stone, John Legend, and India.Arie	Aretha Franklin and Aaron Neville accompanied by pianist Dr. John American Sign Language performance by Angela LaGuardia (Michigan School for the Deaf and Blind)	Tom Brady*	The halftime show featured The Rolling Stones
XLI	The show featured Cirque Du Soleil, Romero Britto, and Louie Vega	Billy Joel (American Sign Language performance by actress Marlee Matlin and Jason Hay-Southwell)	Dan Marino*, Norma Hunt	The halftime show featured Prince
XLII	The show featured Alicia Keys	Jordin Sparks (American Sign Language performance by A Dreamer)	Ronnie Lott, Jerry Rice, Craig Walsh* (son of Bill Walsh), and Steve Young	The halftime show featured Tom Petty and the Heartbreakers
XLIII	The show featured John Legend and Faith Hill singing "America the Beautiful"	Jennifer Hudson (American Sign Language performance by Kristen Santos)	Roger Craig, John Elway, General David Petraeus*, and Lynn Swann	The halftime show featured Bruce Springsteen and the E Street Band

**HISTORY OF VINCE LOMBARDI TROPHY PRESENTATION**

**Trophy Presenter**

- XL Bart Starr
- XLI Don Shula
- XLII Doug Williams
- XLIII Joe Namath

# SUPER BOWL

## SUPER BOWL SUMMARIES

NFC leads AFC, 23-20

Super Bowl	Date	Winner (Share)	Loser (Share)	Score	Site	Attendance
XLIII	2-1-09	Pittsburgh (\$78,000)	Arizona (\$40,000)	27-23	Tampa Bay	70,774
XLII	2-3-08	N.Y. Giants (\$78,000)	New England (\$40,000)	17-14	Arizona	71,101
XXI	2-4-07	Indianapolis (\$73,000)	Chicago (\$38,000)	29-17	South Florida	74,512
XL	2-5-06	Pittsburgh (\$73,000)	Seattle (\$38,000)	21-10	Detroit	68,206
XXXIX	2-6-05	New England (\$68,000)	Philadelphia (\$36,500)	24-21	Jacksonville	78,125
XXXVIII	2-1-04	New England (\$68,000)	Carolina (\$36,500)	32-29	Houston	71,525
* XXXVII	1-26-03	Tampa Bay (\$63,000)	Oakland (\$35,000)	48-21	San Diego	67,603
* XXXVI	2-3-02	New England (\$63,000)	St. Louis (\$34,500)	20-17	New Orleans	72,922
XXXV	1-28-01	Baltimore (\$58,000)	N.Y. Giants (\$34,500)	34-7	Tampa Bay	71,921
* XXXIV	1-30-00	St. Louis (\$58,000)	Tennessee (\$33,000)	23-16	Atlanta	72,625
XXXIII	1-31-99	Denver (\$53,000)	Atlanta (\$32,500)	34-19	South Florida	74,803
XXXII	1-25-98	Denver (\$48,000)	Green Bay (\$29,000)	31-24	San Diego	68,912
XXXI	1-26-97	Green Bay (\$48,000)	New England (\$29,000)	35-21	New Orleans	72,301
XXX	1-28-96	Dallas (\$42,000)	Pittsburgh (\$27,000)	27-17	Arizona	76,347
XXIX	1-29-95	San Francisco (\$42,000)	San Diego (\$26,000)	49-26	South Florida	74,107
* XXVIII	1-30-94	Dallas (\$38,000)	Buffalo (\$23,500)	30-13	Atlanta	72,817
XXVII	1-31-93	Dallas (\$36,000)	Buffalo (\$18,000)	52-17	Pasadena	98,374
XXVI	1-26-92	Washington (\$36,000)	Buffalo (\$18,000)	37-24	Minneapolis	63,130
* XXV	1-27-91	N.Y. Giants (\$36,000)	Buffalo (\$18,000)	20-19	Tampa Bay	73,813
XXIV	1-28-90	San Francisco (\$36,000)	Denver (\$18,000)	55-10	New Orleans	72,919
XXIII	1-22-89	San Francisco (\$36,000)	Cincinnati (\$18,000)	20-16	South Florida	75,129
XXII	1-31-88	Washington (\$36,000)	Denver (\$18,000)	42-10	San Diego	73,302
XXI	1-25-87	N.Y. Giants (\$36,000)	Denver (\$18,000)	39-20	Pasadena	101,063
XX	1-26-86	Chicago (\$36,000)	New England (\$18,000)	46-10	New Orleans	73,818
XIX	1-20-85	San Francisco (\$36,000)	Miami (\$18,000)	38-16	Stanford	84,059
XVIII	1-22-84	L.A. Raiders (\$36,000)	Washington (\$18,000)	38-9	Tampa Bay	72,920
* XVII	1-30-83	Washington (\$36,000)	Miami (\$18,000)	27-17	Pasadena	103,667
XVI	1-24-82	San Francisco (\$18,000)	Cincinnati (\$9,000)	26-21	Pontiac	81,270
XV	1-25-81	Oakland (\$18,000)	Philadelphia (\$9,000)	27-10	New Orleans	76,135
XIV	1-20-80	Pittsburgh (\$18,000)	Los Angeles (\$9,000)	31-19	Pasadena	103,985
XIII	1-21-79	Pittsburgh (\$18,000)	Dallas (\$9,000)	35-31	South Florida	79,484
XII	1-15-78	Dallas (\$18,000)	Denver (\$9,000)	27-10	New Orleans	75,583
XI	1-9-77	Oakland (\$15,000)	Minnesota (\$7,500)	32-14	Pasadena	103,438
X	1-18-76	Pittsburgh (\$15,000)	Dallas (\$7,500)	21-17	South Florida	80,187
IX	1-12-75	Pittsburgh (\$15,000)	Minnesota (\$7,500)	16-6	New Orleans	80,997
VIII	1-13-74	Miami (\$15,000)	Minnesota (\$7,500)	24-7	Houston	71,882
VII	1-14-73	Miami (\$15,000)	Washington (\$7,500)	14-7	Los Angeles	90,182
VI	1-16-72	Dallas (\$15,000)	Miami (\$7,500)	24-3	New Orleans	81,023
V	1-17-71	Baltimore (\$15,000)	Dallas (\$7,500)	16-13	South Florida	79,204
* IV	1-11-70	Kansas City (\$15,000)	Minnesota (\$7,500)	23-7	New Orleans	80,562
III	1-12-69	N.Y. Jets (\$15,000)	Baltimore (\$7,500)	16-7	South Florida	75,389
II	1-14-68	Green Bay (\$15,000)	Oakland (\$7,500)	33-14	South Florida	75,546
I	1-15-67	Green Bay (\$15,000)	Kansas City (\$7,500)	35-10	Los Angeles	61,946

\* One week between conference championship games and Super Bowl; all others had two weeks between conference championship games and Super Bowl.

## SUPER BOWL COMPOSITE STANDINGS

	W	L	Pct.	Pts.	OP
San Francisco 49ers	5	0	1.000	188	89
Baltimore Ravens	1	0	1.000	34	7
New York Jets	1	0	1.000	16	7
Tampa Bay Buccaneers	1	0	1.000	48	21
Pittsburgh Steelers	6	1	.857	168	133
Green Bay Packers	3	1	.750	127	76
New York Giants	3	1	.750	83	87
Baltimore/					
Indianapolis Colts	2	1	.667	52	46
Dallas Cowboys	5	3	.625	221	132
Oakland/L.A. Raiders	3	2	.600	132	114
Washington Redskins	3	2	.600	122	103
New England Patriots	3	3	.500	121	165
Chicago Bears	1	1	.500	63	39
Kansas City Chiefs	1	1	.500	33	42
Miami Dolphins	2	3	.400	74	103
Denver Broncos	2	4	.333	115	206
St. Louis/L.A. Rams	1	2	.333	59	67
Arizona Cardinals	0	1	.000	23	27
Atlanta Falcons	0	1	.000	19	34
Carolina Panthers	0	1	.000	29	32
San Diego Chargers	0	1	.000	26	49
Seattle Seahawks	0	1	.000	10	21
Tennessee Titans	0	1	.000	16	23
Cincinnati Bengals	0	2	.000	37	46
Philadelphia Eagles	0	2	.000	31	51
Buffalo Bills	0	4	.000	73	139
Minnesota Vikings	0	4	.000	34	95

## SUPER BOWL MOST VALUABLE PLAYERS\*

Super Bowl I	— QB Bart Starr, Green Bay
Super Bowl II	— QB Bart Starr, Green Bay
Super Bowl III	— QB Joe Namath, N.Y. Jets
Super Bowl IV	— QB Len Dawson, Kansas City
Super Bowl V	— LB Chuck Howley, Dallas
Super Bowl VI	— QB Roger Staubach, Dallas
Super Bowl VII	— S Jake Scott, Miami
Super Bowl VIII	— RB Larry Csonka, Miami
Super Bowl IX	— RB Franco Harris, Pittsburgh
Super Bowl X	— WR Lynn Swann, Pittsburgh
Super Bowl XI	— WR Fred Biletnikoff, Oakland
Super Bowl XII	— DT Randy White and DE Harvey Martin, Dallas
Super Bowl XIII	— QB Terry Bradshaw, Pittsburgh
Super Bowl XIV	— QB Terry Bradshaw, Pittsburgh
Super Bowl XV	— QB Jim Plunkett, Oakland
Super Bowl XVI	— QB Joe Montana, San Francisco
Super Bowl XVII	— RB John Riggins, Washington
Super Bowl XVIII	— RB Marcus Allen, L.A. Raiders
Super Bowl XIX	— QB Joe Montana, San Francisco
Super Bowl XX	— DE Richard Dent, Chicago
Super Bowl XXI	— QB Phil Simms, N.Y. Giants
Super Bowl XXII	— QB Doug Williams, Washington
Super Bowl XXIII	— WR Jerry Rice, San Francisco
Super Bowl XXIV	— QB Joe Montana, San Francisco
Super Bowl XXV	— RB Ottis Anderson, N.Y. Giants
Super Bowl XXVI	— QB Mark Rypien, Washington
Super Bowl XXVII	— QB Troy Aikman, Dallas
Super Bowl XXVIII	— RB Emmitt Smith, Dallas
Super Bowl XXIX	— QB Steve Young, San Francisco
Super Bowl XXX	— CB Larry Brown, Dallas

Super Bowl XXXI — KR-PR Desmond Howard, Green Bay  
 Super Bowl XXXII — RB Terrell Davis, Denver  
 Super Bowl XXXIII — QB John Elway, Denver  
 Super Bowl XXXIV — QB Kurt Warner, St. Louis  
 Super Bowl XXXV — LB Ray Lewis, Baltimore  
 Super Bowl XXXVI — QB Tom Brady, New England  
 Super Bowl XXXVII — S Dexter Jackson, Tampa Bay  
 Super Bowl XXXVIII — QB Tom Brady, New England  
 Super Bowl XXXIX — WR Deion Branch, New England  
 Super Bowl XL — WR Hines Ward, Pittsburgh  
 Super Bowl XLI — QB Peyton Manning, Indianapolis  
 Super Bowl XLII — QB Eli Manning, N.Y. Giants  
 Super Bowl XLIII — WR Antonio Holmes, Pittsburgh  
 \* Award named Pete Rozelle Trophy since Super Bowl XXXI

## SUPER BOWL XLIII

Raymond James Stadium, Tampa Bay  
 February 1, 2009, Attendance: 70,774

**PITTSBURGH 27, ARIZONA 23**—Antonio Holmes caught a 6-yard touchdown pass in the back right corner of the end zone with 35 seconds left as the Steelers rallied to win their record sixth Super Bowl title. Holmes' touchdown grab averted what would have been the largest comeback in Super Bowl history, as the Cardinals had scored 16 unanswered points in the fourth quarter. The Steelers began the game with a long drive. Ben Roethlisberger had a 1-yard touchdown run overturned by replay, and the Steelers settled for Jeff Reed's 18-yard field goal. Holmes' 25-yard catch began the next drive, and Gary Russell capped it with a 1-yard run for a 10-0 lead. Arizona responded immediately as Kurt Warner completed a 45-yard pass to Anquan Boldin to set up Ben Patrick's touchdown catch. Karlos Dansby's



interception at the Steelers' 34 with 2:00 left in the half gave the Cardinals the opportunity to take the lead. On first-and-goal from the Steelers' 1 with 18 seconds left in the half, James Harrison stepped in front of Warner's quick-slant pass intended for Boldin. Harrison deftly maneuvered down the right sideline and raced 100 yards for a touchdown, barely breaking the plane as Steve Breaston and Larry Fitzgerald attempted to corral him. Harrison's return ended the half, was the longest play in Super Bowl history, and gave the Steelers a 17-7 lead. The Steelers utilized a 16-play, 79-yard drive in the third quarter that consumed 8:39 off the clock. The Steelers had six offensive snaps inside the Cardinals' 10-yard line, but settled for Reed's 21-yard field goal and 20-7 lead. With 11:30 to play and on their own 13-yard line, the Cardinals went to a no-huddle offense and Warner completed all eight of his pass attempts, including four to Fitzgerald, capped by his leaping 1-yard catch on third-and-goal to pull the Cardinals within 20-14 with 7:33 to play. With 3:34 remaining, the Cardinals, faced with fourth-and-20 at the Steelers' 36, punted. Ben Graham's punt was downed by Mike Adams at the 2-yard line. A penalty pushed the Steelers back to the 1-yard line, and on third-and-10, Justin Hartwig was penalized for holding in the end zone. The safety cut the lead to 20-16 with 2:58 to play. Two plays later, Warner hit Fitzgerald with a short pass over the middle, and Fitzgerald raced untouched for a 64-yard touchdown and 23-20 lead with 2:37 remaining. The Steelers began on their own 22-yard line, but a holding penalty pushed them back to their 12. On third-and-6 from their own 26 with 1:56 to play, Roethlisberger connected with Holmes on a 13-yard pass play. On second-and-6 from the Cardinals' 46 with 1:02 to play, Roethlisberger found Holmes with a pass on the right side. Holmes slipped past one defender before being tackled at the 6-yard line. On second-and-goal, Roethlisberger's pass to the back right corner appeared high, but Holmes stretched, kept both toes on the ground, and held on to the ball despite Aaron Francisco's tight coverage. The touchdown capped an 8-play, 78-yard drive in 2:02, with the last eight plays covering 88 yards following the holding call. Warner completed a 20-yard pass to Fitzgerald and 13-yard pass to J.J. Arrington to reach the Steelers' 44 with 15 seconds left. On the next play, Warner was sacked by LaMarr Woodley. Brett Keisel recovered the ball at the Steelers' 43 with five seconds left to clinch the victory. Roethlisberger was 21 of 30 for 256 yards and 1 touchdown, with 1 interception. Holmes had 9 receptions for 131 yards and was the game's most valuable player. Woodley had his fourth consecutive 2-sack postseason game, extending his record. Warner was 31 of 43 for 377 yards and 3 touchdowns, with 1 interception. In three career Super Bowl games, Warner has the three highest passing-yardage totals in Super Bowl history. Fitzgerald had 7 receptions for 127 yards. Darnell Dockett tied Reggie White's Super Bowl record with 3 sacks.

Pittsburgh (27)		Offense	Arizona (23)
Hines Ward	WR	Larry Fitzgerald	
Max Starks	LT	Mike Gandy	
Chris Kemoeatu	LG	Reggie Wells	
Justin Hartwig	C	Lyle Sendlein	
Darnell Stapleton	RG	Deuce Lutui	
Willie Colon	RT	Levi Brown	
Heath Miller	TE	Leonard Pope	
Matt Spaeth	TE/WR	Anquan Boldin	
Ben Roethlisberger	QB	Kurt Warner	
Sean McHugh	TE/RB	Edgerrin James	
Willie Parker	RB/FB	Terrelle Smith	
<b>Defense</b>			
Aaron Smith	DE/LDE	Antonio Smith	
Casey Hampton	NT	Bryan Robinson	
Brett Keisel	DE/DT	Darnell Dockett	
LaMarr Woodley	OLB/RDE	Gabe Watson	
James Farrior	LILB/SLB	Chike Okeafor	
Larry Foote	RILB/LB	Gerald Hayes	
James Harrison	OLB/LB	Monty Beisel	
Ike Taylor	LCB/LB	Karlos Dansby	
Bryant McFadden	RCB	D. Rodgers-Cromartie	
Troy Polamalu	SS	Adrian Wilson	
Ryan Clark	FS	Antrel Rolle	

**SUBSTITUTIONS**

**PITTSBURGH**—Specialists: K—Jeff Reed. P—Mitch Berger. LS—Jared Retkofsky. Offense: RB—Carey Davis, Mewelde Moore, Gary Russell. WR—Santonio Holmes, Limas Sweed, Nate Washington. Defense: DT—Chris Hoke. DE—Nick Eason, Travis Kirschke. LB—Patrick Bailey, Keyaron Fox, Andre Frazier, Lawrence Timmons. CB—Tyrone Carter, William Gay, Anthony Madison, Deshea Townsend. DNP: QB—Byron Leftwich. G—Jeremy Parquet. T—Trai Essex. Not Active: QB—Dennis Dixon. T—Jason Capizzi, Tony Hills. DL—Scott Paxson. DE—Orpheus Roye. LB—Bruce Davis. CB—Fernando Bryant. S—Anthony Smith.

**ARIZONA**—Specialists: K—Neil Rackers. P—Ben Graham. LS—Nathan Hodel. Offense: RB—J.J. Arrington, Tim Hightower. WR—Steve Breaston, Sean Morey, Jerheme Urban. TE—Ben Patrick. G/T—Elton Brown. Defense: DE—Bertrand Berry, Calais Campbell, Kenny Iwebema. DE/LB—Travis LaBoy. LB—Pago Togafau. CB—Mike Adams, Ralph Brown, Roderick Hood. S—Aaron Francisco, Matt Ware. DNP: QB—Matt Leinart. WR—Early Doucet. C—Pat Ross. Not Active: QB—Brian St. Pierre. FB—Tim Castille. TE—Jerame Tuman. T—Brandon Keith, Elliott Vallejo. DT—Alan Branch. LB—Victor Hobson. CB—Eric Green.

**OFFICIALS**

Referee—Terry McAulay. Umpire—Roy Ellison. Head Linesman—Derrick Bowers. Line Judge—Mark Perlman. Side Judge—Michael Banks. Field Judge—Greg Gautreaux. Back Judge—Keith Ferguson. Replay Official—Bob McGrath.

**SCORING**

<b>Pittsburgh (AFC)</b>	3	14	3	7	—	27
<b>Arizona (NFC)</b>	0	7	0	16	—	23
Pitt	— FG Reed 18					
Pitt	— Russell 1 run (Reed kick)					
Ariz	— Patrick 1 pass from Warner (Rackers kick)					
Pitt	— Harrison 100 interception return (Reed kick)					
Pitt	— FG Reed 21					
Ariz	— Fitzgerald 1 pass from Warner (Rackers kick)					
Ariz	— Safety, Hartwig penalized for holding in end zone					
Ariz	— Fitzgerald 64 pass from Warner (Rackers kick)					
Pitt	— Holmes 6 pass from Roethlisberger (Reed kick)					

**TEAM STATISTICS**

	PITT	ARIZ
Total First Downs	20	23
Rushing	4	2
Passing	12	20
Penalty	4	1
Total Net Yardage	292	407
Total Offensive Plays	58	57
Avg. Gain Per Offensive Play	5.0	7.1
Rushes	25	12
Yards Gained Rushing (Net)	58	33
Avg. Yards per Rush	2.3	2.8
Passes Attempted	30	43
Passes Completed	21	31
Had Intercepted	1	1
Tackled Attempting to Pass	3	2
Yards Lost Attempting to Pass	22	3
Yards Gained Passing (Net)	234	374
Punts	3	5
Avg. Distance	46.3	36.0
Punt Returns	2	2
Punt Return Yardage	5	34
Kickoff Returns	4	5
Kickoff Return Yardage	80	91
Interception Return Yardage	100	(-1)
Total Return Yardage (excluding Kickoffs)	105	33
Fumbles	0	2
Fumbles Lost	0	1
Own Fumbles Recovered	0	1
Opponent Fumbles Recovered	1	0
Penalties	7	11
Yards Penalized	56	106
Field Goals	2	0
Field Goals Attempted	2	0
Third-Down Efficiency	4/10	3/8

Fourth-Down Efficiency	0/0	0/0
Time of Possession	33:01	26:59

**INDIVIDUAL STATISTICS**

**RUSHING:** PITT: Parker 19-53-0, Moore 1-6-0, Roethlisberger 3-2-0, Russell 2-(-3)-1. ARIZ: James 9-33-0, Warner 1-0-0, Hightower 1-0-0, Arrington 1-0-0.

**PASSING:** PITT: Roethlisberger 30-21-256-1-1. ARIZ: Warner 43-31-377-3-1.

**RECEIVING:** PITT: Holmes 9-131-1, Miller 5-57-0, Ward 2-43-0, Washington 1-11-0, Davis 1-6-0, Spaeth 1-6-0, Moore 1-4-0, Parker 1-(-2)-0. ARIZ: Boldin 8-84-0, Fitzgerald 7-127-2, Breaston 6-71-0, James 4-28-0, Arrington 2-35-0, Hightower 2-13-0, Urban 1-18-0, Patrick 1-1-1.

**KICKOFF RETURNS:** PITT: Russell 2-42-0, Davis 2-38-0. ARIZ: Arrington 4-82-0, Breaston 1-9-0.

**PUNT RETURNS:** PITT: Holmes 2-5-0. ARIZ: Breaston 2-34-0.

**PUNTING:** PITT: Berger 3-139-46.3. ARIZ: Graham 5-180-36.0.

**INTERCEPTIONS:** PITT: Harrison 1-100-1. ARIZ: Dansby 1-(-1)-0.

**SACKS:** PITT: Woodley 2. ARIZ: Dockett 3.

**SUPER BOWL XLII**

University of Phoenix Stadium, Arizona  
February 3, 2008, Attendance: 71,101

**NEW YORK GIANTS 17, NEW ENGLAND 14**—Eli Manning completed a 13-yard touchdown pass to Plaxico Burress with 35 seconds remaining as the Giants outlasted the previously undefeated Patriots. The Giants won their first Super Bowl in 17 years, and their third overall, while the Patriots joined the 1934 and 1942 Chicago Bears as the only teams to go undefeated in the regular season but lose their championship game. The Giants opened the game with a 16-play, 63-yard drive that resulted in Lawrence Tynes' 32-yard field goal with 5:01 left in the first quarter. It was the longest game-opening drive in Super Bowl history. The Patriots responded as Laurence Maroney's 43-yard kickoff return sparked a 56-yard drive, capped by Maroney's 1-yard touchdown run to begin the second quarter. The Giants drove to the Patriots' 14 on their next possession, but Ellis Hobbs intercepted Manning's deflected pass to stymie the drive. The Giants had the last scoring opportunity of the half, but Ahmad Bradshaw was flagged 10 yards for illegally batting forward a fumble, which took the Giants out of field-goal range. The Patriots drove to the Giants' 25 to begin the third quarter, but on third down Michael Strahan sacked Tom Brady for a 6-yard loss. On fourth-and-13 from the Giants' 31, Brady attempted a deep pass that sailed out of the end zone. With 14:52 to play beginning from their own 20-yard line, Manning connected on a 45-yard pass over the middle to Kevin Boss. Moments later Steve Smith caught a 17-yard pass on third-and-4, and two plays later Manning found David Tyree open over the middle for a 5-yard touchdown for a 10-7 lead with 11:05 to play. After an exchange of punts, the Patriots took possession on their own 20-yard-line with 7:54 to play. Brady completed 8 of 11 passes on the 80-yard drive, none for more than 13 yards, capped by Randy Moss' 6-yard touchdown catch on third-and-goal with 2:42 to play. The Giants and Manning took possession on their own 17-yard line with 2:39 left. Manning completed an 11-yard pass to Amani Toomer, and four plays later Brandon Jacobs gained 2 yards on fourth-and-1. Three plays later, faced with third-and-5 from their own 44 with 1:15 remaining, Manning dropped back to pass. He escaped the simultaneous grasps of Jarvis Green and Richard Seymour, spun away and then launched a pass deep down field. Tyree and Rodney Harrison both leapt for the ball, and Tyree caught the ball in midair and cradled it against his helmet while falling to the ground with Harrison draped all over him. The 32-yard reception to the Patriots' 24 gave the Giants a chance, and Smith's 12-yard catch on third-and-11 moments later put the ball at the Patriots' 13. On the next play, Burress caught a fade pass from Manning with 35 seconds left. The Patriots started from their own 26 with 29 seconds remaining, and on second down Jay Alford sacked Brady for a 10-yard loss. Brady's final two long pass attempts to Moss fell incomplete. Manning was 19 of 34 for 255

## SUPER BOWL

yards and 2 touchdowns, with 1 interception, and was named the game's most valuable player, one year after his brother, Peyton, won the award for the Colts. Brady was 29 of 48 for 266 yards and 1 touchdown. Wes Welker had 11 catches, which tied a Super Bowl record, for 103 yards.

**N.Y. Giants (NFC)** 3 0 0 14 — 17

**New England (AFC)** 0 7 0 7 — 14

NYG — FG Tynes 32

NE — Maroney 1 run (Gostkowski kick)

NYG — Tyree 5 pass from Manning (Tynes kick)

NE — Moss 6 pass from Brady (Gostkowski kick)

NYG — Burrell 13 pass from Manning (Tynes kick)

### SUPER BOWL XLI

Dolphin Stadium, South Florida

February 4, 2007, Attendance: 74,512

**INDIANAPOLIS 29, CHICAGO 17**—Peyton Manning passed for 247 yards and 1 touchdown as the Colts won their first Super Bowl in 36 years. The Colts out-gained the Bears 430-265 in total yards and maintained a 38:04-21:56 edge in time of possession. Devin Hester opened the game with a 92-yard kickoff return for a touchdown, the first time the Super Bowl began with a touchdown. Two possessions later, on third-and-10, Manning found Reggie Wayne wide open deep down the middle for a 53-yard touchdown. A steady rain forced the teams to commit 4 first-quarter turnovers, and Hunter Smith mishandled the snap on the extra point, allowing the Bears to maintain a 7-6 lead. Later in the quarter, Thomas Jones' 52-yard run set up Rex Grossman's short touchdown pass to Muhsin Muhammad for a 14-6 lead. The Colts scored on back-to-back drives to begin the second quarter, capped by Dominic Rhodes' 1-yard run, for a 16-14 lead. To begin the second half, the Colts ran 7:34 off the clock with a 13-play, 56-yard drive that culminated with Adam Vinatieri's 24-yard field goal for a 19-14 lead. The teams then exchanged field goals, and the Bears forced a punt. On first-and-10 from the Bears' 38 with 11:59 to play, Grossman's pass intended for Muhammad was thrown high. Kelvin Hayden intercepted the pass, maneuvered up the sideline while staying in bounds, and raced 56 yards for a touchdown. It was Hayden's first-ever professional interception. Four plays later, Bob Sanders intercepted Grossman's deep pass. The Bears got the ball back twice, but never ran a play across midfield. Manning, who won the Pete Rozelle MVP award, was 25 of 38 for 247 yards and 1 touchdown, with 1 interception. Rhodes carried 21 times for 113 yards. Joseph Addai had 10 receptions for 66 yards. Grossman was 20 of 28 for 165 yards and 1 touchdown, with 2 interceptions. Jones rushed 15 times for 112 yards.

**Indianapolis (AFC)** 6 10 6 7 — 29

**Chicago (NFC)** 14 0 3 0 — 17

Chi — Hester 92 kickoff return (Gould kick)

Ind — Wayne 53 pass from Manning (mishandled hold)

Chi — Muhammad 4 pass from Grossman (Gould kick)

Ind — FG Vinatieri 29

Ind — Rhodes 1 run (Vinatieri kick)

Ind — FG Vinatieri 24

Ind — FG Vinatieri 20

Chi — FG Gould 44

Ind — Hayden 56 interception return (Vinatieri kick)

### SUPER BOWL XL

Ford Field, Detroit

February 5, 2006, Attendance: 68,206

**PITTSBURGH 21, SEATTLE 10**—The Steelers made three big plays on offense and played a bend-but-don't-break defense to win their record-tying fifth Super Bowl title. The Seahawks lost despite winning the turnover battle (2-1), having more total yards (396-339), and consuming more of the clock (33:02-26:58). The Seahawks crossed midfield on 9 of their 12 possessions, but scored just twice. Late in the first quarter, Darrell Jackson's 16-yard touchdown catch was nullified by pass interference. The Seahawks settled for Josh Brown's 47-yard field goal. With 3:58 left in the second quarter, faced with third-and-28 from the Seahawks' 40, Ben Roethlisberger eluded the rush, rolled left and threw a deep pass across field. Hines Ward outleaped Michael

Boulware at the 3-yard line for a 37-yard pass play. Two plays later, on a broken play, Roethlisberger dove over left tackle and reached the goal line for a touchdown. The Seahawks reached the Steelers' 40 with 54 seconds left, but Matt Hasselbeck's third-and-6 pass fell incomplete and Brown's 54-yard field-goal attempt sailed wide right. On the second play of the second half, Willie Parker set a Super Bowl record with his 75-yard touchdown run over right tackle. Brown's 50-yard field-goal attempt sailed wide left on the next possession, and the Steelers drove to the Seahawks' 7. On third-and-6, Roethlisberger's pass to the right flat was intercepted by Kelly Herndon, who returned the ball a Super Bowl-record 76 yards to the Steelers' 20. Three plays later, Jerramy Stevens caught Hasselbeck's 16-yard touchdown pass to cut the deficit to 14-10 with 6:45 left in the third quarter. Early in the fourth quarter, the Seahawks drove to the Steelers' 19. On first down, Stevens caught an 18-yard pass, but a holding penalty nullified the catch and Ike Taylor intercepted Hasselbeck's pass a few plays later. Three plays later, Parker took a handoff and gave the ball to Antwaan Randle El on a reverse. Rolling to his right, Randle El fired a perfect 43-yard touchdown pass to Ward for a 21-10 lead with 8:56 to play. The Seahawks punted and then did not get the ball back until there was 1:51 remaining. Seattle reached the Steelers' 26 with 35 seconds left. From the Steelers' 23, Hasselbeck's fourth-and-7 pass to Stevens fell incomplete at the 2-yard line with three seconds remaining. Roethlisberger, who became the youngest quarterback to win the Super Bowl, was 9 of 21 for 123 yards, with 2 interceptions. Ward had 5 catches for 123 yards to earn the Pete Rozelle Trophy as the game's most valuable player. Hasselbeck was 26 of 49 for 273 yards and 1 touchdown, with 1 interception.

**Seattle (NFC)** 3 0 7 0 — 10

**Pittsburgh (AFC)** 0 7 7 7 — 21

Sea — FG J. Brown 47

Pitt — Roethlisberger 1 run (Reed kick)

Pitt — Parker 75 run (Reed kick)

Sea — Stevens 16 pass from Hasselbeck

(J. Brown kick)

Pitt — Ward 43 pass from Randle El (Reed kick)

### SUPER BOWL XXXIX

ALLTEL Stadium, Jacksonville

February 6, 2005, Attendance: 78,125

**NEW ENGLAND 24, PHILADELPHIA 21**—Deion Branch had 11 receptions for 133 yards and the Patriots' defense forced 4 turnovers en route to becoming the eighth team to post consecutive Super Bowl titles. The Patriots matched the Dallas Cowboys (XXVII, XXVIII, and XXX) as the only team with three Super Bowl victories in the span of four seasons. The Eagles threatened first, driving to the Patriots' 8 late in the first quarter. On first down, Mike Vrabel sacked Donovan McNabb for a 16-yard loss and, after a penalty overturned an interception, Rodney Harrison stepped in front of a pass for an interception at the Eagles' 4. Early in the second quarter the Eagles drove 81 yards, keyed by Todd Pinkston's 40-yard catch, and capped by McNabb's 6-yard touchdown pass to L.J. Smith on third-and-goal for a 7-0 lead. The Patriots responded by driving to the Eagles' 4, but Tom Brady fumbled on a fake handoff attempt and Darwin Walker recovered. Later in the quarter, a 29-yard punt by Dirk Johnson allowed the Patriots to drive just 37 yards, keyed by Branch's 7-yard catch on third-and-3, and capped by Brady's pass to David Givens on the right side of the end zone to tie the game with 1:10 left in the half. New England began the second half with a 9-play, 69-yard drive, including 4 receptions, 2 on third down, by Branch, and capped by Vrabel's 2-yard catch. The Eagles put together a 10-play, 74-yard drive later in the third quarter, keyed by Brian Westbrook's 4-yard catch on third-and-3, and followed on the next play by his 10-yard touchdown catch to tie the game. On the ensuing drive, Kevin Faulk caught screen passes of 13 and 14 yards, and had a 12-yard run, and Corey Dillon capped the possession with a 2-yard run with 13:44 remaining for a 21-14 lead. The Patriots' defense forced a three-and-out, and Branch's 19-yard catch set up Adam Vinatieri's 22-yard field goal with 8:40 to play. Tedy Bruschi intercepted McNabb's pass at the Patriots' 24

with 7:20 remaining. The Eagles forced a punt and, beginning at their own 21 with 5:40 to play, needed 13 plays to drive 79 yards, capped by McNabb's 30-yard touchdown pass on a post-pattern to Greg Lewis with 1:48 to play. Christian Fauria recovered the onside kick, but the Eagles' defense forced a punt. Dexter Reid downed Josh Miller's 32-yard punt at the Eagles' 4 with 46 seconds left, and Harrison intercepted McNabb's pass three plays later to clinch the title. Brady was 23 of 33 for 236 yards and 2 touchdowns. Branch earned MVP honors with his Super Bowl-record-tying 11 catches. McNabb was 30 of 51 for 357 yards and 3 touchdowns, with 3 interceptions. Terrell Owens had 9 receptions for 122 yards.

**New England (AFC)** 0 7 7 10 — 24

**Philadelphia (NFC)** 0 7 7 7 — 21

Phil — Smith 6 pass from McNabb (Akers kick)

NE — Givens 4 pass from Brady (Vinatieri kick)

NE — Vrabel 2 pass from Brady (Vinatieri kick)

Phil — Westbrook 10 pass from McNabb

(Akers kick)

NE — Dillon 2 run (Vinatieri kick)

NE — FG Vinatieri 22

Phil — G. Lewis 30 pass from McNabb (Akers kick)

### SUPER BOWL XXXVIII

Reliant Stadium, Houston

February 1, 2004—Attendance: 71,525

**NEW ENGLAND 32, CAROLINA 29**—Adam Vinatieri kicked a 41-yard field goal with four seconds remaining as the Patriots won their second Super Bowl in three seasons. While it took a Super Bowl-record 26 minutes and 55 seconds for the first points to be scored, the teams combined for 868 yards (481 by New England) and the game also featured the highest scoring quarter (combined 37 points in the fourth). Vinatieri missed a 31-yard field goal on the Patriots' first possession, and had a 36-yard attempt blocked by Shane Burton with 6:00 left in the second quarter. But three plays later, Mike Vrabel sacked Jake Delhomme and forced him to fumble. Richard Seymour recovered at the Panthers' 20, and a 12-yard scramble by Tom Brady on third-and-7 set up his 5-yard touchdown pass to Deion Branch with 3:05 left in the first half. The Panthers responded with an 8-play, 95-yard drive capped by Delhomme's 39-yard perfectly placed touchdown pass to Steve Smith with 1:07 left in the half. Delhomme beat the blitz by lofting the pass deep down the left sideline. Brady's 52-yard pass to Branch with 37 seconds left in the half set up David Givens' 5-yard touchdown catch with 18 seconds left. New England squibbed the ensuing kickoff and Kris Mangum returned it 12 yards to the Panthers' 47. A 21-yard run by Stephen Davis set up John Kasay's 50-yard field goal as the half expired for a 14-10 New England lead. Neither team scored in the third quarter, but Antowain Smith's 2-yard touchdown run two plays into the final quarter capped a 71-yard drive and gave the Patriots a 21-10 lead. Undaunted, Carolina scored on its next two possessions. First, Delhomme completed passes of 18 and 22 yards to Smith to set up DeShaun Foster's 33-yard touchdown run to cut the deficit to 21-16 with 12:39 to play. Carolina went for the 2-point conversion, but Delhomme's pass was incomplete. New England marched to the Panthers' 9 with the ensuing kickoff, but Reggie Howard intercepted Brady's third-and-goal pass in the end zone. Two plays later, Delhomme rolled left and fired a Super Bowl-record 85-yard touchdown pass to Muhammad for a 22-21 lead with 6:53 left. Once again, the Panthers went for 2 points and Delhomme's pass was incomplete. New England drove 68 yards on its next possession, with Givens catching a 25-yard pass and 18-yard pass on third-and-9, to set up Brady's 1-yard touchdown pass to Vrabel, who was lined up as a tight end. A direct snap to Kevin Faulk resulted in a 2-point conversion for a 29-22 lead with 2:51 left. Delhomme completed passes of 19 yards to Muhammad and 31 yards to Ricky Proehl before finding Proehl from 12 yards with the tying touchdown with 1:08 remaining. Kasay's ensuing kickoff went out of bounds, giving New England the ball at their own 40. Five plays later, faced with third-and-3 from the Panthers' 40 with 14 seconds left, Brady fired a 17-yard pass to Branch to set up Vinatieri's Super Bowl-winning 41-yard field goal. Brady, who was

named the Super Bowl most valuable player for the second time in his career, was 32 of 48 for 354 yards and 3 touchdowns, with 1 interception. Branch had 10 receptions for 143 yards. Delhomme was 16 of 33 for 323 yards and 3 touchdowns, and Muhammad had 4 catches for 140 yards.

**Carolina (NFC)** 0 10 0 19 — 29  
**New England (AFC)** 0 14 0 18 — 32  
 NE — Branch 5 pass from Brady (Vinatieri kick)  
 Car — Smith 39 pass from Delhomme (Kasay kick)  
 NE — Givens 5 pass from Brady (Vinatieri kick)  
 Car — FG Kasay 50  
 NE — Smith 2 run (Vinatieri kick)  
 Car — Foster 33 run (pass failed)  
 Car — Muhammad 85 pass from Delhomme (pass failed)  
 NE — Vrabel 1 pass from Brady (Faulk run)  
 Car — Proehl 12 pass from Delhomme (Kasay kick)  
 NE — FG Vinatieri 41

**SUPER BOWL XXXVII**

Qualcomm Stadium, San Diego  
 January 26, 2003—Attendance: 67,603

**TAMPA BAY 48, OAKLAND 21**—The Buccaneers' defense intercepted 5 passes, 3 of which were returned for touchdowns, and recorded 5 sacks as Tampa Bay scored 34 unanswered points en route to its first Super Bowl victory. Charles Woodson intercepted Brad Johnson three plays into the game to give Oakland the ball at the Buccaneers' 36. But Simeon Rice sacked Rich Gannon on third down to force the Raiders to settle for Sebastian Janikowski's 40-yard field goal. On their next nine possessions, the Raiders registered just 2 first downs and did not run a play inside the Buccaneers' 40 as Tampa Bay scored the next 34 points. The Buccaneers answered Janikowski's field goal with Martin Gramatica's 31-yard boot to tie the game. An interception by Dexter Jackson set up Gramatica's go-ahead field goal early in the second quarter. Midway through the second quarter, a 25-yard punt return by Karl Williams and a 19-yard run by Michael Pittman led to Mike Alstott's 2-yard touchdown run. Late in the half, the Buccaneers drove 77 yards, aided by 3 defensive penalties and pass receptions of 16 and 12 yards by Alstott, to set up Brad Johnson's 5-yard touchdown pass to Keenan McCardell with 30 seconds left in the half, which gave Tampa Bay a 20-3 lead. With their first possession of the second half, the Buccaneers put together a 14-play, 89-yard drive that consumed 7:52 and was culminated by Johnson's 8-yard scoring toss to McCardell. Two plays later, Dwight Smith intercepted Gannon's pass and returned it 44 yards for a touchdown and a 34-3 lead with 4:47 left in the third quarter. Tampa Bay scored 4 touchdowns in a span of 16:37. Jerry Porter's 39-yard touchdown catch in the back of the end zone made it 34-9. Less than three minutes later, Tim Johnson blocked Tom Tupa's punt. Eric Johnson caught the ball and dove into the end zone for a touchdown to cut the deficit to 34-15 with 14:16 remaining. The Buccaneers drove deep downfield again, but Tupa mishandled the snap for a field-goal attempt, allowing the Raiders to regain possession. Gannon hit Jerry Rice with a 48-yard touchdown pass with 6:06 left to trim the lead to 34-21. A 9-yard pass by Johnson to Alstott on third-and-7 allowed Tampa Bay to take another two minutes off the clock before Tupa punted with 2:44 remaining. On third-and-18 from the Raiders' 29, Derrick Brooks intercepted Gannon's pass and raced 44 yards down the left sideline for a touchdown with 1:18 remaining to give Tampa Bay a commanding 41-21 lead. Smith intercepted a tipped pass and returned it 50 yards for a touchdown with two seconds left to finish the scoring. Johnson was 18 of 34 for 215 yards and 2 touchdowns, with 1 interception. Pittman had 29 carries for 124 yards. Gannon was 24 of 44 for 272 yards and 2 touchdowns, with a Super Bowl record 5 interceptions. Jackson, who had the first 2 interceptions, 1 of which led to the go-ahead field goal, was named the game's MVP.

**Oakland (AFC)** 3 0 6 12 — 21  
**Tampa Bay (NFC)** 3 17 14 14 — 48  
 Oak — FG Janikowski 40  
 TB — FG Gramatica 31  
 TB — FG Gramatica 43  
 TB — Alstott 2 run (Gramatica kick)

TB — McCardell 5 pass from B. Johnson (Gramatica kick)  
 TB — McCardell 8 pass from B. Johnson (Gramatica kick)  
 TB — D. Smith 44 interception return (Gramatica kick)  
 Oak — Porter 39 pass from Gannon (pass failed)  
 Oak — E. Johnson 13 return of blocked punt (pass failed)  
 Oak — Rice 48 pass from Gannon (pass failed)  
 TB — Brooks 44 interception return (Gramatica kick)  
 TB — D. Smith 50 interception return (Gramatica kick)

**SUPER BOWL XXXVI**

Louisiana Superdome, New Orleans  
 February 3, 2002—Attendance: 72,922  
**NEW ENGLAND 20, ST. LOUIS 17**—Adam Vinatieri's 48-yard field goal as time expired gave the New England Patriots their first Super Bowl title. The Rams out-gained the Patriots 427-267 in total yards, but the Patriots forced 3 turnovers, which resulted in 17 points, while committing no turnovers. Jeff Wilkins' 50-yard field goal capped a 10-play, 48-yard drive midway through the first quarter to give the Rams a 3-0 lead. The first turnover came with 8:49 left in the second quarter, when Ty Law stepped in front of an out-pattern pass intended for Isaac Bruce and raced 47 yards untouched down the left sideline into the end zone. Late in the first half, Kurt Warner completed a 15-yard pass to Ricky Proehl to the Patriots' 40, but Antwan Harris forced Proehl to fumble and Terrell Buckley recovered. Five plays later, Tom Brady's 8-yard touchdown pass to David Patten with 21 seconds left in the quarter gave New England a 14-3 halftime lead. Late in the third quarter, Torry Holt slipped coming off the line of scrimmage, and Otis Smith intercepted Warner's pass and returned it 30 yards to the Rams' 33 to set up Vinatieri's 37-yard field goal and a 17-3 lead. The Rams responded by driving to the Patriots' 3. On fourth-and-goal, Warner scrambled, was tackled by Roman Phifer, and fumbled. Tebucky Jones picked up the ball and raced the length of the field for an apparent touchdown, but the play was negated by Willie McGinest's holding penalty. Warner scored two plays later to trim the deficit to 17-10 with 9:31 left. The Patriots went three and out on their next two possessions, giving the Rams the ball on their 45-yard-line with 1:51 left. Warner completed an 18-yard pass to Az-Zahir Hakim and an 11-yard pass to Yo Murphy before connecting on a 26-yard touchdown pass to Proehl with 1:30 left to tie the game. Operating without any time outs, Brady completed 3 short passes to J.R. Redmond to reach the Patriots' 41 with 33 seconds left. After an incompleting, Brady completed 23- and 16-yard passes to Troy Brown and Jermaine Wiggins, respectively, to reach the Rams' 30, and then spiked the ball with 7 seconds remaining. Vinatieri drilled the 48-yard field-goal attempt, marking the first time in Super Bowl history the game had been won on the final play. Brady, who earned most valuable player honors, was 16 of 27 for 145 yards and 1 touchdown. Warner was 28 of 44 for 365 yards and 1 touchdown, with 2 interceptions.

**St. Louis (NFC)** 3 0 0 14 — 17  
**New England (AFC)** 0 14 3 3 — 20  
 StL — FG Wilkins 50  
 NE — Law 47 interception return (Vinatieri kick)  
 NE — Patten 8 pass from Brady (Vinatieri kick)  
 NE — FG Vinatieri 37  
 StL — Warner 2 run (Wilkins kick)  
 StL — Proehl 26 pass from Warner (Wilkins kick)  
 NE — FG Vinatieri 48

**SUPER BOWL XXXV**

Raymond James Stadium, Tampa Bay  
 January 28, 2001—Attendance: 71,921  
**BALTIMORE 34, NEW YORK GIANTS 7**—The Ravens' defense completed a dominating season by permitting just 152 yards, forcing 5 turnovers, recording 4 sacks, and not allowing an offensive touchdown en route to the franchise's first Super Bowl victory. Jermaine Lewis' punt return into Giants' territory midway through the first quarter was followed two plays later by Trent Dilfer's 38-yard

touchdown pass to Brandon Stokley, which gave the Ravens a 7-0 lead. Early in the second quarter, Jessie Armstead intercepted a short pass by Dilfer and returned it 43 yards for a touchdown, but the play was nullified by a penalty. Dilfer's 36-yard pass to Qadry Ismail in the second quarter set up Matt Stover's 47-yard field goal with 1:48 left in the half. Tiki Barber's 27-yard run gave the Giants their deepest penetration of the game, to the Ravens' 29, but Chris McAlister intercepted Kerry Collins' pass on the next play to preserve a 10-0 lead. In the third quarter, Duane Starks stepped in front of Amani Toomer and intercepted Collins' pass. Starks returned it 49 yards untouched for a 17-0 lead. The Giants immediately cut the lead to 10 points when Ron Dixon returned the ensuing kickoff 97 yards for a touchdown. However, Jermaine Lewis then matched Dixon's kickoff return as he cut across the field and raced 84 yards for a 24-7 lead with 3:13 left in the third quarter. The 3 touchdowns in 36 seconds were a Super Bowl record. The Giants gained just 1 first down on their final four possessions. Jamal Lewis' 3-yard touchdown run midway through the fourth quarter gave Baltimore a 31-7 lead, and Robert Bailey recovered Dixon's fumble on the ensuing kickoff return to set up Stover's 34-yard field goal with 5:27 remaining to finish the scoring. Dilfer completed 12 of 25 passes for 153 yards and 1 touchdown. Jamal Lewis had 27 carries for 102 yards. Collins was 15 of 39 for 112 yards, with 4 interceptions. Ray Lewis was named Super Bowl most valuable player.

**Baltimore (AFC)** 7 3 14 10 — 34  
**N.Y. Giants (NFC)** 0 0 7 0 — 7  
 Balt — Stokley 38 pass from Dilfer (Stover kick)  
 Balt — FG Stover 47  
 Balt — Starks 49 interception return (Stover kick)  
 NYG — Dixon 97 kickoff return (Daluiso kick)  
 Balt — Je. Lewis 84 kickoff return (Stover kick)  
 Balt — Ja. Lewis 3 run (Stover kick)  
 Balt — FG Stover 34

**SUPER BOWL XXXIV**

Georgia Dome, Atlanta  
 January 30, 2000—Attendance: 72,625  
**ST. LOUIS 23, TENNESSEE 16**—Mike Jones tackled Kevin Dyson at the 1-yard line as time expired, preserving the Rams' first-ever Super Bowl title. The Rams drove inside the Titans' 20 with each of their first six possessions, but compiled just 3 field goals and 1 touchdown to take a 16-0 lead. Holder Rick Tuten's bobbled snap averted a 35-yard field-goal attempt to conclude the Rams' first drive. The Titans responded with a 42-yard drive, their longest of the half, but Al Del Greco missed a 47-yard attempt. Jeff Wilkins added 3 field goals and missed a 34-yard attempt while the Titans did not threaten the rest of the half, giving the Rams a 9-0 lead at intermission despite outgaining the Titans in total yards (294-89). Tennessee drove 43 yards with the second half's opening kickoff, but Todd Lyght blocked Del Greco's 47-yard attempt to keep the Titans off the board. Kurt Warner's 31-yard pass to Isaac Bruce keyed the ensuing drive that was capped by Warner's 9-yard touchdown pass to Torry Holt with 7:20 left in the third quarter to give the Rams a 16-0 lead. The Titans responded with touchdown drives in excess of seven minutes on each of their next two possessions. Steve McNair's 23-yard scramble set up Eddie George's 1-yard run in the final minute of the third quarter. McNair's 2-point conversion pass to Frank Wycheck was incomplete, but the Titans' defense forced a punt and the offense drove 79 yards in 13 plays, highlighted by 21-yard passes from McNair to Isaac Byrd and Jackie Harris, and capped by George's 2-yard run to cut the deficit to 16-13 with 7:21 remaining. The Rams once again failed to get a first down, and following a punt, the Titans needed just 28 yards to set up Del Greco's game-tying 43-yard kick with 2:12 left. On the next play from scrimmage, Warner fired a deep pass down the right sideline to Bruce, who caught the ball at the Titans' 38, cut toward the inside, and outran the defense to the end zone to give the Rams a 23-16 lead with 1:54 left. The Titans drove downfield, and McNair avoided a sack and completed a 16-yard pass to Kevin Dyson to place Tennessee at the Rams' 10 with six seconds remaining. With no timeouts, McNair attempted a quick pass to a slanting Dyson, who caught the ball in stride at the Rams' 3. However, Jones reacted quickly and stepped



## SUPER BOWL

up to tackle Dyson at the 1-yard line as time expired. Warner, who was named the game's most valuable player, was 24 of 45 for a Super Bowl-record 414 yards and 2 touchdowns. Bruce had 6 catches for 162 yards, and Holt had 7 for 109 yards. McNair was 22 of 36 for 214 yards. The Titans were the first team in Super Bowl history to comeback from a 16-point deficit.

<b>St. Louis (NFC)</b>	3	6	7	7	—	23
<b>Tennessee (AFC)</b>	0	0	6	10	—	16
StL	— FG Wilkins 27					
StL	— FG Wilkins 29					
StL	— FG Wilkins 28					
StL	— Holt 9 pass from Warner (Wilkins kick)					
Tenn	— George 1 run (pass failed)					
Tenn	— George 2 run (Del Greco kick)					
Tenn	— FG Del Greco 43					
StL	— Bruce 73 pass from Warner (Wilkins kick)					

### SUPER BOWL XXXIII

Pro Player Stadium, South Florida

January 31, 1999—Attendance: 74,803

**DENVER 34, ATLANTA 19**—John Elway, in his last game, passed for 336 yards and ran for a touchdown to earn most valuable player honors as the Broncos became the first AFC team to win consecutive Super Bowls since the Steelers won XIII and XIV. A 25-yard pass interference penalty on Ray Crockett assisted the Falcons' nine-play, 48-yard game-opening drive that was capped by Morten Andersen's 32-yard field goal. Elway's 41-yard pass to Rod Smith kept alive Denver's ensuing drive and led to Howard Griffith's 1-yard touchdown run. Ronnie Bradford's interception and return to the Broncos' 35 late in the first quarter gave Atlanta excellent field position. However, Jamal Anderson was stopped for no gain on third-and-1 and thrown for a 2-yard loss on fourth down. Denver capitalized on its defensive effort with Jason Elam's 26-yard field goal. The Falcons responded by driving to the Broncos' 8, but Andersen's 26-yard field-goal attempt sailed wide right and on the next play, Elway fired an 80-yard touchdown pass to Smith to turn a possible 10-6 game into a 17-3 Broncos lead. Andersen's 28-yard field goal and 2 misses by Elam on the Broncos' first two second-half possessions gave Atlanta an opportunity to climb back into the game. However, Darrien Gordon dashed the Falcons' hopes with interceptions on consecutive possessions inside the Broncos' 20 to stop drives and set up Broncos touchdowns. Gordon returned the first interception, on a tipped pass, 58 yards to the Falcons' 24 to set up Griffith's second touchdown five plays later, and picked the second pass off at the Broncos' 2 and returned it 50 yards. Terrell Davis turned a short pass into a 39-yard gain, and Elway scored two plays later to give Denver a 31-6 lead. Tim Dwight returned the ensuing kickoff for a touchdown, and, after a field goal by Elam, the Falcons' offense scored with 2:04 remaining on Chandler's 3-yard pass to Terance Mathis. Byron Chamberlain recovered the ensuing onside kick, but Tyrone Braxton recovered Anderson's fumble at the Falcons' 33 with 1:30 remaining to ice the game. The Falcons drove inside the Broncos' 30 seven times, but tallied just 1 touchdown and 2 field goals, throwing 2 interceptions, missing 1 field goal, and turning the ball over 1 time on downs during the other possessions. Elway was 18 of 29 for 336 yards and 1 touchdown, with 1 interception. Davis had 25 carries for 102 yards. Smith had 5 receptions for 152 yards and a touchdown in the second quarter.

<b>Denver (AFC)</b>	7	10	0	17	—	34
<b>Atlanta (NFC)</b>	3	3	0	13	—	19
Atl	— FG Andersen 32					
Den	— Griffith 1 run (Elam kick)					
Den	— FG Elam 26					
Den	— R. Smith 80 pass from Elway (Elam kick)					
Atl	— FG Andersen 28					
Den	— Griffith 1 run (Elam kick)					
Den	— Elway 3 run (Elam kick)					
Atl	— Dwight 94 kickoff return (Andersen kick)					
Den	— FG Elam 37					
Atl	— Mathis 3 pass from Chandler (pass failed)					

### SUPER BOWL XXXII

Qualcomm Stadium, San Diego

January 25, 1998—Attendance: 68,912

**DENVER 31, GREEN BAY 24**—Terrell Davis rushed for 157 yards and a Super Bowl-record 3 touchdowns to

lead the Broncos to their first NFL championship and break the NFC's streak of Super Bowl victories at thirteen. The defending Super Bowl champion Packers took the opening kickoff and marched 76 yards in just over four minutes, scoring the first points on Brett Favre's 22-yard touchdown pass to Antonio Freeman. The Broncos responded with a 10-play, 58-yard drive capped by Davis' 1-yard run to tie the game. Tyrone Braxton intercepted Favre two plays later, and John Elway scored on a third-and-goal play to begin the second quarter. Steve Atwater forced Favre to fumble three plays later, and Neil Smith recovered at the Packers' 33. Jason Elam converted a 51-yard field goal, the second longest in Super Bowl history, to give the Broncos a 17-7 lead with 12:21 left in the half. After an exchange of punts, the Packers produced a 17-play, 95-yard drive that consumed 7:26 and finished with Favre's 6-yard touchdown pass to Mark Chmura on third-and-5 with 12 seconds left in the half. Tyrone Williams forced and recovered Davis' fumble at the Broncos' 26 on the first play from scrimmage in the second half. However, the Broncos' defense kept the Packers out of the end zone as Ryan Longwell's 27-yard field goal tied the game with 11:59 left in the third quarter. After another exchange of punts, Elway's 36-yard pass to Ed McCaffrey keyed a 13-play, 92-yard drive capped by Davis' 1-yard touchdown run with 34 seconds left in the third quarter. Tim McKyer recovered Freeman's fumble at the Packers' 22 on the ensuing kickoff return, giving the Broncos a golden opportunity, but Eugene Robinson intercepted Elway's pass in the end zone on the next play. Sparked by Robinson's play, the Packers took just four plays, three on passes to Freeman, to score the tying touchdown with 13:32 remaining. Each defense stiffened, forcing two punts, but the Broncos got great field position following Craig Hentrich's 39-yard punt to the Packers' 49 with 3:27 left and the score tied 24-24. Davis rushed for 2 yards on the first play, but Darrius Holland's 15-yard face mask penalty moved the ball to the Packers' 32. Elway threw a 23-yard pass to Howard Griffith two plays later, and Davis rushed 7 yards to the Packers' 1 with 1:47 left. After a timeout, Davis waltzed into the end zone to give Denver a 31-24 lead with 1:45 remaining. Freeman returned the kickoff 22 yards to the Broncos' 30, and Favre dumped 22- and 13-yard passes to Dorsey Levens to reach the Broncos' 35 with 1:04 left. But after a 4-yard pass to Levens and incompletions to Freeman and Brooks, John Mobley batted down Favre's pass to Chmura with 32 seconds left to give the Broncos the Vince Lombardi trophy. Elway was 12 of 22 for 123 yards, with 1 interception. Favre was 25 of 42 for 256 yards and 1 touchdown, with 1 interception. Freeman had 9 receptions for 126 yards. Davis was named the game's most valuable player.

<b>Green Bay (NFC)</b>	7	7	3	7	—	24
<b>Denver (AFC)</b>	7	10	7	7	—	31
GB	— Freeman 22 pass from Favre (Longwell kick)					
Den	— Davis 1 run (Elam kick)					
Den	— Elway 1 run (Elam kick)					
Den	— FG Elam 51					
GB	— Chmura 6 pass from Favre (Longwell kick)					
GB	— FG Longwell 27					
Den	— Davis 1 run (Elam kick)					
GB	— Freeman 13 pass from Favre (Longwell kick)					
Den	— Davis 1 run (Elam kick)					

### SUPER BOWL XXXI

Louisiana Superdome, New Orleans

January 26, 1997—Attendance: 72,301

**GREEN BAY 35, NEW ENGLAND 21**—Desmond Howard returned a kickoff 99 yards for a touchdown, and Brett Favre threw 2 touchdown passes and ran for a score as the Packers won their first Super Bowl in twenty-nine years. Howard, en route to garnering the MVP trophy, established a Super Bowl record with 244 total return yards. It was Favre's arm that struck first, as he hit Andre Rison for a 54-yard touchdown pass on the Packers' second play from scrimmage to take a 7-0 lead. Two plays later Doug Evans made a diving interception of Drew Bledsoe's pass at the 28-yard line, setting up Chris Jacke's field goal and giving the Packers a 10-0 lead just 6:18 into the Super Bowl. The Patriots answered with touchdowns on their next two possessions. Craig Newsome's pass interference penalty set

up the first touchdown and a 44-yard completion from Bledsoe to Terry Glenn preceding Ben Coates' touchdown gave New England its first and only lead. The 24 combined first-quarter points were the most in Super Bowl history. Green Bay struck again 56 seconds into the second quarter as Favre hit Antonio Freeman with a Super Bowl-record 81-yard touchdown bomb. Jacke booted his second field goal on Green Bay's next possession. After a Mike Prior interception, Favre orchestrated a 74-yard, nearly 6-minute drive, which concluded with a diving Favre touching the ball against the pylon to give Green Bay a 27-14 halftime lead. Curtis Martin brought the Patriots to within a score by running in from 18 yards out with 3:27 left in the third quarter. But Howard broke the Patriots' spirit by returning the ensuing kickoff a Super Bowl-record 99 yards. Favre found Mark Chmura for the 2-point conversion to finish the scoring. Bledsoe was intercepted twice in the fourth quarter as the Patriots never crossed midfield in 4 fourth-quarter possessions. Reggie White set a Super Bowl record with 3 sacks. Favre completed 14 of 27 passes for 246 yards, 2 touchdowns, and had 1 rushing touchdown. Bledsoe completed 11 more passes than Favre, but for just 7 more yards, and threw 4 interceptions.

<b>New England (AFC)</b>	14	0	7	0	—	21
<b>Green Bay (NFC)</b>	10	17	8	0	—	35
GB	— Rison 54 pass from Favre (Jacke kick)					
GB	— FG Jacke 37					
NE	— Byars 1 pass from Bledsoe (Vinatieri kick)					
NE	— Coates 4 pass from Bledsoe (Vinatieri kick)					
GB	— Freeman 81 pass from Favre (Jacke kick)					
GB	— FG Jacke 31					
GB	— Favre 2 run (Jacke kick)					
NE	— Martin 18 run (Vinatieri kick)					
GB	— Howard 99 kick return (Chmura pass from Favre)					

### SUPER BOWL XXX

Sun Devil Stadium, Arizona

January 28, 1996—Attendance: 76,347

**DALLAS 27, PITTSBURGH 17**—Cornerback Larry Brown's 2 interceptions led to 14 second-half points and helped lift the Cowboys to their third Super Bowl victory in the last four seasons and their record-tying fifth title overall. Brown's interceptions foiled the comeback efforts of the Steelers and earned him the Pete Rozelle Trophy as the game's most valuable player. Dallas scored on each of its first three possessions, taking a 13-0 lead on Troy Aikman's 3-yard touchdown pass to Jay Novacek and a pair of field goals by Chris Boniol. Neil O'Donnell's 6-yard touchdown pass to Yancey Thigpen 13 seconds before halftime pulled Pittsburgh within 6 points, and the Steelers had the ball near midfield midway through the third quarter. But O'Donnell's third-down pass was intercepted by Brown at the Cowboys' 38-yard line, and his 44-yard return was carried to Pittsburgh's 18. After Aikman's 17-yard completion to Michael Irvin, Emmitt Smith ran 1 yard for the touchdown that put Dallas ahead again by 13 points. The Steelers rallied, though, behind Norm Johnson's 46-yard field goal, a successful surprise onside kick, and Byron (Bam) Morris' 1-yard touchdown run with 6:36 to play in the game. And when they forced a punt and took possession at their own 32-yard line trailing only 20-17 with 4:15 remaining, it appeared they might have a chance to break the NFC's recent domination in the Super Bowl. But on second down, Brown struck again, intercepting O'Donnell's pass at the 39 and returning it 33 yards to the 6. Two plays later, Smith barreled over from 4 yards out for the clinching touchdown with 3:43 to go. Pittsburgh limited the Cowboys' powerful running game to only 56 yards and enjoyed a whopping 201-61 advantage in total yards in the second half, but could not overcome the 3 interceptions (another came on the game's final play) thrown by O'Donnell, the NFL's career leader for fewest interceptions per pass attempt. In all, O'Donnell completed 28 of 49 passes for 239 yards. Morris rushed for a game-high 73 yards on 19 carries. For Dallas, Aikman completed 15 of 23 pass attempts for 209 yards. The Cowboys' victory was the twelfth in a row for NFC teams over AFC teams in the Super Bowl.



<b>Dallas (NFC)</b>	10	3	7	7	—	27
<b>Pittsburgh (AFC)</b>	0	7	0	10	—	17
Dall	— FG Boniol 42					
Dall	— Novacek 3 pass from Aikman (Boniol kick)					
Dall	— FG Boniol 35					
Pitt	— Thigpen 6 pass from O'Donnell (N. Johnson kick)					
Dall	— E. Smith 1 run (Boniol kick)					
Pitt	— FG N. Johnson 46					
Pitt	— Morris 1 run (N. Johnson kick)					
Dall	— E. Smith 4 run (Boniol kick)					

**SUPER BOWL XXIX**

Joe Robbie Stadium, South Florida  
 January 29, 1995—Attendance: 74,107  
**SAN FRANCISCO 49, SAN DIEGO 26**—Steve Young threw a record 6 touchdown passes, and the 49ers became the first team to win five Super Bowls when they routed the Chargers. Young, the game's most valuable player, directed an explosive offense that generated 7 touchdowns, 28 first downs, and 455 total yards. He completed 24 of 36 passes for 325 yards, and broke former 49ers quarterback Joe Montana's previous record of 5 touchdown passes in Super Bowl XXIV. San Francisco wasted little time scoring, taking the lead for good on Young's 44-yard touchdown pass to Jerry Rice only three plays and 1:24 into the game. The next time they had the ball, the 49ers marched 79 yards in four plays, taking a 14-0 lead when Young teamed with running back Ricky Watters on a 51-yard touchdown pass with 10:05 still to play in the opening period. San Diego then put together its most impressive possession of the game, a 13-play, 78-yard drive that consumed more than 7 minutes and was capped by Natrone Means' 1-yard touchdown run, to cut its deficit to 14-7 late in the quarter. But San Francisco countered with a 70-yard drive of its own, and Young's 5-yard touchdown pass to fullback William Floyd made it 21-7. Young's fourth touchdown pass of the half, 8 yards to Watters 4:44 before halftime, increased the advantage to 28-7, and the Chargers could get no closer than 18 points after that. Watters, who ran 9 yards for a touchdown in the third quarter, equaled the Super Bowl record with 3 touchdowns. Rice also scored 3 touchdowns (the second time in his career he'd done that in a Super Bowl) while catching 10 passes for 149 yards. He established career records for receptions, yards, and touchdowns in a Super Bowl. Young, who scrambled 21 yards and 15 yards to set up touchdowns in the first half, was the game's leading rusher with 49 yards on 5 carries. San Diego's Means, who rushed for 1,350 yards during the regular season, was limited to 33 yards on 13 attempts. Chargers quarterback Stan Humphries completed 24 of 49 passes for 275 yards. Rookie Andre Coleman became only the third player in Super Bowl history to return a kickoff for a touchdown, going 98 yards in the third quarter. The 75 points scored by the two teams established another record, breaking the previous mark of 69 set in Dallas' 52-17 victory over Buffalo in XXVII. The 49ers' victory was the eleventh straight for NFC teams over AFC teams in the Super Bowl.

<b>San Diego (AFC)</b>	7	3	8	8	—	26
<b>San Francisco (NFC)</b>	14	14	14	7	—	49
SF	— Rice 44 pass from S. Young (Brien kick)					
SF	— Watters 51 pass from S. Young (Brien kick)					
SD	— Means 1 run (Carney kick)					
SF	— Floyd 5 pass from S. Young (Brien kick)					
SF	— Watters 8 pass from S. Young (Brien kick)					
SD	— FG Carney 31					
SF	— Watters 9 run (Brien kick)					
SF	— Rice 15 pass from S. Young (Brien kick)					
SD	— Coleman 98 kickoff return (Seay pass from Humphries)					
SF	— Rice 7 pass from S. Young (Brien kick)					
SD	— Martin 30 pass from Humphries (Pupunu pass from Humphries)					

**SUPER BOWL XXVIII**

Georgia Dome, Atlanta  
 January 30, 1994—Attendance: 72,817  
**DALLAS 30, BUFFALO 13**—Emmitt Smith rushed for 132 yards and 2 second-half touchdowns to power the Cowboys to their second consecutive NFL title. By win-

ning, Dallas joined San Francisco and Pittsburgh as the only franchises with four Super Bowl victories. The Bills, meanwhile, extended a dubious string by losing in the Super Bowl for the fourth consecutive year. To win, the Cowboys had to rally from a 13-6 halftime deficit. Buffalo had forged its lead on Thurman Thomas' 4-yard touchdown run and a pair of field goals by Steve Christie, including a 54-yard kick, the longest in Super Bowl history. But just 55 seconds into the second half, Thomas was stripped of the ball by Dallas defensive tackle Leon Lett. Safety James Washington recovered and weaved his way 46 yards for a touchdown to tie the game at 13-13. After forcing the Bills to punt, the Cowboys began their next possession on their 36-yard line, and Smith, the game's most valuable player, took over. He carried 7 times for 61 yards on the ensuing 8-play, 64-yard drive, capping the march with a 15-yard touchdown run to give Dallas the lead for good with 8:42 remaining in the third quarter. Early in the fourth quarter, Washington intercepted Jim Kelly's pass and returned it 12 yards to Buffalo's 34. A penalty moved the ball back to the 39, but Smith carried twice for 10 yards and caught a screen pass for 9, and quarterback Troy Aikman completed a 16-yard pass to Alvin Harper to give the Cowboys a first-and-goal at the 6. Smith took it from there, cracking the end zone on fourth-and-goal from the 1 to put Dallas ahead 27-13 with 9:50 remaining. Eddie Murray's third field goal, from 20 yards with 2:50 left, ended any doubt about the game's outcome. Smith had 30 carries in all, with 19 of his attempts and 92 yards coming after intermission. Washington, normally a reserve who played most of the game because the Cowboys used five defensive backs to combat the Bills' No-Huddle offense, had 11 tackles and forced another fumble by Thomas in the first quarter. Aikman completed 19 of 27 passes for 207 yards. Buffalo's Kelly completed a Super Bowl-record 31 passes in 50 attempts for 260 yards. Dallas, the first team in NFL history to begin the regular season 0-2 and go on to win the Super Bowl, also became the fifth to win back-to-back titles, following Green Bay, Miami, Pittsburgh (the Steelers did it twice), and San Francisco. Buffalo became the third team, along with Minnesota and Denver, to lose four Super Bowls. The Cowboys' victory was the tenth in succession for the NFC over the AFC.

<b>Dallas (NFC)</b>	6	0	14	10	—	30
<b>Buffalo (AFC)</b>	3	10	0	0	—	13
Dall	— FG Murray 41					
Buff	— FG Christie 54					
Dall	— FG Murray 24					
Buff	— Thomas 4 run (Christie kick)					
Buff	— FG Christie 28					
Dall	— Washington 46 fumble return (Murray kick)					
Dall	— E. Smith 15 run (Murray kick)					
Dall	— E. Smith 1 run (Murray kick)					
Dall	— FG Murray 20					

**SUPER BOWL XXVII**

Rose Bowl, Pasadena  
 January 31, 1993—Attendance: 98,374  
**DALLAS 52, BUFFALO 17**—Troy Aikman threw 4 touchdown passes, Emmitt Smith rushed for 108 yards, and the Cowboys converted 9 turnovers into 35 points while coasting to the victory. Dallas' win was its third in its record sixth Super Bowl appearance; the Bills became the first team to team to drop three in succession. Buffalo led 7-0 until the first 2 of its record number of turnovers helped the Cowboys take the lead for good late in the opening quarter. First, Dallas safety James Washington intercepted a Jim Kelly pass and returned it 13 yards to the Bills' 47, setting up Aikman's 23-yard touchdown pass to tight end Jay Novacek with 1:36 remaining in the period. On the next play from scrimmage, Kelly was sacked by Charles Haley and fumbled at the Bills' 2-yard line where the Cowboys' Jimmie Jones picked up the loose ball and ran 2 yards for a touchdown. Dallas, which recovered 5 fumbles and intercepted 4 passes, struck just as quickly late in the first half, when Aikman tossed 19- and 18-yard touchdown passes to Michael Irvin 15 seconds apart to give the Cowboys a 28-10 lead at intermission. The second score was set up when Bills running back Thurman

Thomas lost a fumble at his 19-yard line. Buffalo scored for the last time when backup quarterback Frank Reich, playing because Kelly was injured while attempting to pass midway through the second quarter, threw a 40-yard touchdown pass to Don Beebe on the final play of the third period to trim the deficit to 31-17. But Dallas put the game out of reach by scoring three times in a span of 2:33 of the fourth quarter. Aikman, the game's most valuable player, completed 22 of 30 passes for 273 yards and was not intercepted. Novacek caught 7 passes and Smith and Irvin had 6 each. The Bills' Andre Reed had 8 receptions for 152 yards. The victory was the ninth in succession for the NFC over AFC teams in the Super Bowl.

<b>Buffalo (AFC)</b>	7	3	7	0	—	17
<b>Dallas (NFC)</b>	14	14	3	21	—	52
Buff	— Thomas 2 run (Christie kick)					
Dall	— Novacek 23 pass from Aikman (Elliott kick)					
Dall	— J. Jones 2 fumble recovery return (Elliott kick)					
Buff	— FG Christie 21					
Dall	— Irvin 19 pass from Aikman (Elliott kick)					
Dall	— Irvin 18 pass from Aikman (Elliott kick)					
Dall	— FG Elliott 20					
Buff	— Beebe 40 pass from Reich (Christie kick)					
Dall	— Harper 45 pass from Aikman (Elliott kick)					
Dall	— E. Smith 10 run (Elliott kick)					
Dall	— Norton 9 fumble recovery return (Elliott kick)					

**SUPER BOWL XXVI**

Metrodome, Minneapolis  
 January 26, 1992—Attendance: 63,130  
**WASHINGTON 37, BUFFALO 24**—Mark Rypien passed for 292 yards and 2 touchdowns as the Redskins overwhelmed the Bills to win their third Super Bowl in the past 10 years. Rypien, the game's most valuable player, completed 18 of 33 passes, including a 10-yard scoring strike to Earnest Byner and a 30-yard touchdown to Gary Clark. The latter came late in the third quarter after Buffalo had trimmed a 24-0 deficit to 24-10, and effectively put the game out of reach. Washington went on to lead by as much as 37-10 before the Bills made it close with a pair of touchdowns in the final six minutes. Though the Redskins struggled early, converting their first three drives inside the Bills' 20-yard line into only 3 points, they built a 17-0 halftime lead. And they made it 24-0 just 16 seconds into the second half, after Kurt Gouveia intercepted Buffalo quarterback Jim Kelly's pass on the first play of the third quarter and returned it 23 yards to the Bills' 2. One play later, Gerald Riggs scored his second touchdown of the game. Kelly, forced to bring Buffalo from behind, completed 28 of a Super Bowl-record 58 passes for 275 yards and 2 touchdowns, but was intercepted 4 times. Bills running back Thurman Thomas, who had an AFC-high 1,407 yards rushing and an NFL-best 2,038 total yards from scrimmage during the regular season, ran for only 13 yards on 10 carries and was limited to 27 yards on 4 receptions. Clark had 7 catches for 114 yards and Art Monk added 7 for 113 for the Redskins, who amassed 417 yards of total offense while limiting the explosive Bills to 283. Washington's Joe Gibbs became only the third head coach to win as many as three Super Bowls.

<b>Washington (NFC)</b>	0	17	14	6	—	37
<b>Buffalo (AFC)</b>	0	0	10	14	—	24
Wash	— FG Lohmiller 34					
Wash	— Byner 10 pass from Rypien (Lohmiller kick)					
Wash	— Riggs 1 run (Lohmiller kick)					
Wash	— Riggs 2 run (Lohmiller kick)					
Buff	— FG Norwood 21					
Buff	— Thomas 1 run (Norwood kick)					
Wash	— Clark 30 pass from Rypien (Lohmiller kick)					
Wash	— FG Lohmiller 25					
Wash	— FG Lohmiller 39					
Buff	— Metzelaars 2 pass from Kelly (Norwood kick)					
Buff	— Beebe 4 pass from Kelly (Norwood kick)					

**SUPER BOWL XXV**

Tampa Stadium, Tampa Bay  
 January 27, 1991—Attendance: 73,813  
**NEW YORK GIANTS 20, BUFFALO 19**—The NFC champion New York Giants won their second Super Bowl in five years with a 20-19 victory over AFC titlist Buffalo. New York, employing its ball-control offense, had possession for 40 minutes, 33 seconds, a Super

## SUPER BOWL

Bowl record. The Bills, who scored 95 points in their previous two playoff games leading to Super Bowl XXV, had the ball for less than eight minutes in the second half and just 19:27 for the game. Fourteen of New York's 73 plays came on its initial drive of the third quarter, which covered 75 yards and consumed a Super Bowl-record 9:29 before running back Ottis Anderson ran 1 yard for a touchdown. Giants quarterback Jeff Hostetler kept the long drive alive by converting three third-down plays—an 11-yard pass to running back David Meggett on third-and-8, a 14-yard toss to wide receiver Mark Ingram on third-and-13, and a 9-yard pass to Howard Cross on third-and-4—to give New York a 17-12 lead in the third quarter. Buffalo jumped to a 12-3 lead midway through the second quarter before Hostetler completed a 14-yard scoring strike to wide receiver Stephen Baker to close the score to 12-10 at halftime. Buffalo's Thurman Thomas ran 31 yards for a touchdown on the opening play of the fourth quarter to help Buffalo recapture the lead at 19-17. Giants kicker Matt Bahr's 21-yard field goal gave the Giants a 20-19 lead, but Buffalo's Scott Norwood had a chance to win the game with four seconds remaining, but his 47-yard field-goal attempt sailed wide right. Hostetler completed 20 of 32 passes for 222 yards and 1 touchdown. Wide receiver Mark Ingram caught 5 passes for 74 yards; tight end Mark Bavaro 5 for 50. Anderson rushed 21 times for 102 yards and 1 touchdown to capture the most-valuable-player honors. Thomas totaled 190 scrimmage yards, rushing 15 times for 135 yards and catching 5 passes for 55 yards.

<b>Buffalo (AFC)</b>	3	9	0	7	—	19
<b>N.Y. Giants (NFC)</b>	3	7	7	3	—	20
NYG — FG Bahr 28						
Buff — FG Norwood 23						
Buff — D. Smith 1 run (Norwood kick)						
Buff — Safety, B. Smith sacked Hostetler in end zone						
NYG — Baker 14 pass from Hostetler (Bahr kick)						
NYG — Anderson 1 run (Bahr kick)						
Buff — Thomas 31 run (Norwood kick)						
NYG — FG Bahr 21						

### SUPER BOWL XXIV

Louisiana Superdome, New Orleans

January 28, 1990—Attendance: 72,919

**SAN FRANCISCO 55, DENVER 10**—NFC titlist San Francisco won its fourth Super Bowl championship with a 55-10 victory over AFC champion Denver. The 49ers, who also won Super Bowls XVI, XIX, and XXIII, tied the Pittsburgh Steelers for most Super Bowl victories. The Steelers captured Super Bowls IX, X, XIII, and XIV. San Francisco's 55 points broke the previous Super Bowl scoring mark of 46 points by Chicago in Super Bowl XX. San Francisco scored touchdowns on four of its six first-half possessions to hold a 27-3 lead at halftime. The 49ers' first-half scoring drives were lengthy and time-consuming (10 plays for 66 yards, 10 for 54, 14 for 69, and 5 for 59). Interceptions by Michael Walter and Chet Brooks ended the Broncos' first two possessions of the second half. San Francisco quarterback Joe Montana was named the Super Bowl MVP for a record third time. Montana completed 22 of 29 passes for 297 yards and a Super Bowl-record 5 touchdowns. Jerry Rice, the Super Bowl XXIII most valuable player, caught 7 passes for 148 yards and 3 touchdowns. The 49ers' domination included first downs (28 to 12), net yards (461 to 167), and time of possession (39:31 to 20:29).

<b>San Francisco (NFC)</b>	13	14	14	—	55	
<b>Denver (AFC)</b>	3	0	7	0	—	10
SF — Rice 20 pass from Montana (Cofer kick)						
Den — FG Treadwell 42						
SF — Jones 7 pass from Montana (kick failed)						
SF — Rathman 1 run (Cofer kick)						
SF — Rice 38 pass from Montana (Cofer kick)						
SF — Rice 28 pass from Montana (Cofer kick)						
SF — Taylor 35 pass from Montana (Cofer kick)						
Den — Elway 3 run (Treadwell kick)						
SF — Rathman 3 run (Cofer kick)						
SF — Craig 1 run (Cofer kick)						

### SUPER BOWL XXIII

Joe Robbie Stadium, South Florida

January 22, 1989—Attendance: 75,179

**SAN FRANCISCO 20, CINCINNATI 16**—NFC champion San Francisco captured its third Super Bowl of the 1980s by defeating AFC champion Cincinnati 20-16. The 49ers, who also won Super Bowls XVI and XIX, became the first NFC team to win three Super Bowls. Pittsburgh won four Super Bowl titles (IX, X, XIII, and XIV) and the Oakland/Los Angeles Raiders with three (XI, XV, and XVIII) lead AFC franchises. Even though San Francisco held an advantage in total net yards (453 to 229), the 49ers found themselves trailing the Bengals late in the game. With the score tied 13-13, Cincinnati took a 16-13 lead on Jim Breech's 40-yard field goal with 3:20 remaining. It was Breech's third field goal of the day, following earlier successes from 34 and 43 yards. The 49ers started their winning drive at their own 8-yard line. Over the next 11 plays, San Francisco covered 92 yards, with the decisive score coming on a 10-yard pass from quarterback Joe Montana to wide receiver John Taylor with 34 seconds remaining. At halftime, the score was 3-3, the first time in Super Bowl history the game was tied at intermission. After the teams traded third-period field goals, the Bengals jumped ahead 13-6 on Stanford Jennings' 93-yard kickoff return for a touchdown with 34 seconds remaining in the quarter. The 49ers didn't waste any time coming back as they covered 85 yards in four plays, concluding with Montana's 14-yard scoring pass to Rice 57 seconds into the final stanza. Rice was named the game's most valuable player after compiling 11 catches for a Super Bowl-record 215 yards. Montana completed 23 of 36 passes for a Super Bowl-record 357 yards and 2 touchdowns.

<b>Cincinnati (AFC)</b>	0	3	10	3	—	16
<b>San Francisco (NFC)</b>	3	0	3	14	—	20
SF — FG Cofer 41						
Cin — FG Breech 34						
Cin — FG Breech 43						
SF — FG Cofer 32						
Cin — Jennings 93 kickoff return (Breech kick)						
SF — Rice 14 pass from Montana (Cofer kick)						
Cin — FG Breech 40						
SF — Taylor 10 pass from Montana (Cofer kick)						

### SUPER BOWL XXII

San Diego Jack Murphy Stadium, San Diego

January 31, 1988—Attendance: 73,302

**WASHINGTON 42, DENVER 10**—NFC champion Washington won Super Bowl XXII and its second NFL championship of the 1980s with a 42-10 decision over AFC champion Denver. The Redskins, who also won Super Bowl XVII, enjoyed a record-setting second quarter en route to the victory. The Broncos broke in front 10-0 when quarterback John Elway threw a 56-yard touchdown pass to wide receiver Ricky Nattiel on the Broncos' first play from scrimmage. Following a Washington punt, Denver's Rich Karlis kicked a 24-yard field goal to cap a seven-play, 61-yard scoring drive. The Redskins then erupted for 35 points on five consecutive possessions in the second period and coasted thereafter. The 35 points established an NFL postseason mark for most points scored in a period, bettering the previous total of 21 by San Francisco in Super Bowl XIX and Chicago in Super Bowl XX. Redskins quarterback Doug Williams led the second-period explosion by throwing a Super Bowl record-tying 4 touchdown passes, including 80- and 50-yarders to wide receiver Ricky Sanders, a 27-yarder to wide receiver Gary Clark, and an 8-yarder to tight end Clint Didier. Washington scored 5 touchdowns in 18 plays with total time of possession of only 5:47. Overall, Williams completed 18 of 29 passes for 340 yards and was named the game's most valuable player. His passing yardage total eclipsed the previous Super Bowl record of 331 yards by Joe Montana of San Francisco in Super Bowl XIX. Sanders ended with 193 yards on 8 catches, breaking the previous Super Bowl yardage record of 161 yards by Lynn Swann of Pittsburgh in Game X. Rookie running back Timmy Smith was the game's leading rusher with 22 carries for a Super Bowl-record 204 yards, breaking the previous mark of 191 yards by Marcus Allen of the Raiders in Game XVIII. Smith also scored twice on runs of 58 and four yards. Washington's 6 touchdowns and 602 total yards gained also set Super Bowl records. Redskins cornerback Barry Wilburn had 2 of the team's 3 inter-

ceptions, and strong safety Alvin Walton had 2 of Washington's 5 sacks.

<b>Washington (NFC)</b>	0	35	0	7	—	42
<b>Denver (AFC)</b>	10	0	0	0	—	10
Den — Nattiel 56 pass from Elway (Karlis kick)						
Den — FG Karlis 24						
Wash — Sanders 80 pass from Williams (Haji-Sheikh kick)						
Wash — Clark 27 pass from Williams (Haji-Sheikh kick)						
Wash — Smith 58 run (Haji-Sheikh kick)						
Wash — Sanders 50 pass from Williams (Haji-Sheikh kick)						
Wash — Didier 8 pass from Williams (Haji-Sheikh kick)						
Wash — Smith 4 run (Haji-Sheikh kick)						

### SUPER BOWL XXI

Rose Bowl, Pasadena

January 25, 1987—Attendance: 101,063

**NEW YORK GIANTS 39, DENVER 20**—The NFC champion New York Giants captured their first NFL title since 1956 as they dethroned the AFC champion Denver Broncos 39-20 in Super Bowl XXI. The victory marked the NFC's fifth NFL title in the past six seasons. The Broncos, behind the passing of quarterback John Elway, who was 13 of 20 for 187 yards in the first half, held a 10-9 lead at halftime, the narrowest halftime margin in Super Bowl history. Denver's Rich Karlis opened the scoring with a Super Bowl record-tying 48-yard field goal. New York drove 78 yards in 9 plays on the next series to take a 7-3 lead on quarterback Phil Simms' 6-yard touchdown pass to tight end Zeke Mowatt. The Broncos came right back with a 58-yard scoring drive in 6 plays capped by Elway's 4-yard touchdown run. The only scoring in the second period was a sack of Elway in the end zone by Giants defensive end George Martin for a safety. The Giants produced a key defensive stand early in the second quarter when the Broncos had a first down at the New York 1-yard line, but failed to score on three running plays and Karlis' 23-yard missed field-goal attempt. The Giants took command of the game in the third period en route to a 30-point second half, the most ever scored in one half of Super Bowl play. New York took the lead for good on tight end Mark Bavaro's 13-yard touchdown catch 4:52 into the third period. The 9-play, 63-yard scoring drive included the successful conversion of a fourth-and-1 play on the New York 46-yard line. Denver was limited to only 2 net yards on 10 offensive plays in the third period. Simms set Super Bowl records for most consecutive completions (10) and highest completion percentage (88 percent on 22 completions in 25 attempts). He also passed for 268 yards and 3 touchdowns and was named the game's most valuable player. New York running back Joe Morris was the game's leading rusher with 20 carries for 67 yards. Denver wide receiver Vance Johnson led all receivers with 5 catches for 121 yards. The Giants defeated their three playoff opponents by a cumulative total of 82 points (New York 105, opponents 23), the largest such margin by a Super Bowl winner.

<b>Denver (AFC)</b>	10	0	0	10	—	20
<b>N.Y. Giants (NFC)</b>	7	2	17	13	—	39
Den — FG Karlis 48						
NYG — Mowatt 6 pass from Simms (Allegre kick)						
Den — Elway 4 run (Karlis kick)						
NYG — Safety, Martin tackled Elway in end zone						
NYG — Bavaro 13 pass from Simms (Allegre kick)						
NYG — FG Allegre 21						
NYG — Morris 1 run (Allegre kick)						
NYG — McConkey 6 pass from Simms (Allegre kick)						
Den — FG Karlis 28						
NYG — Anderson 2 run (kick failed)						
Den — V. Johnson 47 pass from Elway (Karlis kick)						

### SUPER BOWL XX

Louisiana Superdome, New Orleans

January 26, 1986—Attendance: 73,818

**CHICAGO 46, NEW ENGLAND 10**—The NFC champion Chicago Bears, seeking their first NFL title since 1963, scored a Super Bowl-record 46 points in downing AFC champion New England 46-10 in Super Bowl XX. The previous record for most points in a Super Bowl was 38, shared by San Francisco in XIX and the Los An-

geles Raiders in XVIII. The Bears' league-leading defense tied the Super Bowl record for sacks (7) and limited the Patriots to a record-low 7 rushing yards. New England took the quickest lead in Super Bowl history when Tony Franklin kicked a 36-yard field goal with 1:19 elapsed in the first period. The score came about because of Larry McGrew's fumble recovery at the Chicago 19-yard line. However, the Bears rebounded for a 23-3 first-half lead, while building a yardage advantage of 236 total yards to New England's minus 19. Running back Matt Suhey rushed 8 times for 37 yards, including an 11-yard touchdown run, and caught 1 pass for 24 yards in the first half. After the Patriots' first drive of the second half ended with a punt to the Bears' 4-yard line, Chicago marched 96 yards in 9 plays with quarterback Jim McMahon's 1-yard scoring run capping the drive. McMahon became the first quarterback in Super Bowl history to rush for a pair of touchdowns. The Bears completed their scoring via a 28-yard interception return by reserve cornerback Reggie Phillips, a 1-yard run by defensive tackle/fullback William Perry, and a safety when defensive end Henry Waechter tackled Patriots quarterback Steve Grogan in the end zone. Bears defensive end Richard Dent became the fourth defender to be named the game's most valuable player after contributing 1½ sacks. The Bears' victory margin of 36 points was the largest in Super Bowl history, bettering the previous mark of 29 by the Los Angeles Raiders when they topped Washington 38-9 in Game XVIII. McMahon completed 12 of 20 passes for 256 yards before leaving the game in the fourth period with a wrist injury. The NFL's all-time leading rusher, Bears running back Walter Payton, carried 22 times for 61 yards. Wide receiver Willie Gault caught 4 passes for 129 yards. Chicago coach Mike Ditka became the second man (Tom Flores of the Raiders was the other) to play for a Super Bowl winner and coach a team to a victory in the game.

<b>Chicago (NFC)</b>	13	10	21	2	—	46
<b>New England (AFC)</b>	3	0	0	7	—	10
NE — FG Franklin 36						
Chi — FG Butler 28						
Chi — FG Butler 24						
Chi — Suhey 11 run (Butler kick)						
Chi — McMahon 2 run (Butler kick)						
Chi — FG Butler 24						
Chi — McMahon 1 run (Butler kick)						
Chi — Phillips 28 interception return (Butler kick)						
Chi — Perry 1 run (Butler kick)						
NE — Fryar 8 pass from Grogan (Franklin kick)						
Chi — Safety, Waechter tackled Grogan in end zone						

**SUPER BOWL XIX**

Stanford Stadium, Stanford  
January 20, 1985—Attendance: 84,059

**SAN FRANCISCO 38, MIAMI 16**—The San Francisco 49ers captured their second Super Bowl title with a dominating offense and a defense that tamed Miami's explosive passing attack. The Dolphins held a 10-7 lead at the end of the first period, which represented the most points scored by two teams in an opening quarter of a Super Bowl. However, the 49ers used excellent field position in the second period to build a 28-16 halftime lead. Running back Roger Craig set a Super Bowl record by scoring 3 touchdowns on pass receptions of 8 and 16 yards and a run of 2 yards. San Francisco's Joe Montana was voted the game's most valuable player. He joined Green Bay's Bart Starr and Pittsburgh's Terry Bradshaw as the only two-time Super Bowl most valuable players. Montana completed 24 of 35 passes for a Super Bowl-record 331 yards and 3 touchdowns, and rushed 5 times for 59 yards, including a 6-yard touchdown. Craig had 58 yards on 15 carries and caught 7 passes for 77 yards. Wendell Tyler rushed 13 times for 65 yards and had 4 catches for 70 yards. Dwight Clark had 6 receptions for 77 yards, while Russ Francis had 5 for 60. San Francisco's 537 total net yards bettered the previous Super Bowl record of 429 yards by Oakland in Super Bowl XI. The 49ers also held a time of possession advantage over the Dolphins of 37:11 to 22:49.

<b>Miami (AFC)</b>	10	6	0	0	—	16
<b>San Francisco (NFC)</b>	7	21	10	0	—	38
Mia — FG von Schamann 37						

SF — Monroe 33 pass from Montana (Wersching kick)						
Mia — D. Johnson 2 pass from Marino (von Schamann kick)						
SF — Craig 8 pass from Montana (Wersching kick)						
SF — Montana 6 run (Wersching kick)						
SF — Craig 2 run (Wersching kick)						
Mia — FG von Schamann 31						
Mia — FG von Schamann 30						
SF — FG Wersching 27						
SF — Craig 16 pass from Montana (Wersching kick)						

**SUPER BOWL XVIII**

Tampa Stadium, Tampa Bay  
January 22, 1984—Attendance: 72,920

**LOS ANGELES RAIDERS 38, WASHINGTON 9**—The Los Angeles Raiders dominated the Washington Redskins from the beginning in Super Bowl XVIII and achieved the most lopsided victory in Super Bowl history, surpassing Green Bay's 35-10 win over Kansas City in Super Bowl I. The Raiders took a 7-0 lead 4:52 into the game when Derrick Jensen blocked a Jeff Hayes punt and recovered it in the end zone for a touchdown. With 9:14 remaining in the first half, Raiders quarterback Jim Plunkett threw a 12-yard touchdown pass to wide receiver Cliff Branch to complete a 3-play, 65-yard drive. Washington cut the Raiders' lead to 14-3 on a 24-yard field goal by Mark Moseley. With seven seconds left in the first half, Raiders linebacker Jack Squirek intercepted a Joe Theismann pass at the Redskins' 5-yard line and ran it in for a touchdown to give Los Angeles a 21-3 halftime lead. In the third period, running back Marcus Allen, who rushed for a Super Bowl-record 191 yards on 20 carries, increased the Raiders' lead to 35-9 on touchdown runs of 5 and 74 yards, the latter erasing the previous Super Bowl record of 58 yards set by Baltimore's Tom Matte in Game III. Allen was named the game's most valuable player. The victory over Washington raised Raiders coach Tom Flores' playoff record to 8-1, including a 27-10 win against Philadelphia in Super Bowl XV. The 38 points scored by the Raiders were the highest total by a Super Bowl team. The previous high was 35 points by Green Bay in Game I.

<b>Washington (NFC)</b>	0	3	6	0	—	9
<b>L.A. Raiders (AFC)</b>	7	14	14	3	—	38
LA — Jensen recovered blocked punt in end zone (Bahr kick)						
LA — Branch 12 pass from Plunkett (Bahr kick)						
Wash — FG Moseley 24						
LA — Squirek 5 interception return (Bahr kick)						
Wash — Riggins 1 run (kick blocked)						
LA — Allen 5 run (Bahr kick)						
LA — Allen 74 run (Bahr kick)						
LA — FG Bahr 21						

**SUPER BOWL XVII**

Rose Bowl, Pasadena  
January 30, 1983—Attendance: 103,667

**WASHINGTON 27, MIAMI 17**—Fullback John Riggins' Super Bowl-record 166 yards rushing on 38 carries sparked Washington to a 27-17 victory over AFC champion Miami. It was Riggins' fourth straight 100-yard rushing game during the playoffs, also a record. The win marked Washington's first NFL title since 1942, and was only the second time in Super Bowl history NFL/NFC teams scored consecutive victories (Green Bay did it in Super Bowls I and II and San Francisco won Super Bowl XVI). The Redskins, under second-year head coach Joe Gibbs, used a balanced offense that accounted for 400 total yards (a Super Bowl-record 276 yards rushing and 124 passing), second in Super Bowl history to 429 yards by Oakland in Super Bowl XI. The Dolphins built a 17-10 halftime lead on a 76-yard touchdown pass from quarterback David Woodley to wide receiver Jimmy Cefalo 6:49 into the first period, a 20-yard field goal by Uwe von Schamann with 6:00 left in the half, and a Super Bowl-record 98-yard kickoff return by Fulton Walker with 1:38 remaining. Washington had tied the score at 10-10 with 1:51 left on a 4-yard touchdown pass from Joe Theismann to wide receiver Alvin Garrett. Mark Moseley started the Redskins' scor-

ing with a 31-yard field goal late in the first period, and added a 20-yarder midway through the third period to cut the Dolphins' lead to 17-13. Riggins, who was voted the game's most valuable player, gave Washington its first lead with 10:01 left when he ran 43 yards off left tackle for a touchdown on a fourth-and-1 situation. Wide receiver Charlie Brown caught a 6-yard scoring pass from Theismann with 1:55 left to complete the scoring. The Dolphins managed only 176 yards (142 in first half). Theismann completed 15 of 23 passes for 143 yards, with 2 touchdowns and 2 interceptions. For Miami, Woodley was 4 of 14 for 97 yards, with 1 touchdown, and 1 interception. Don Strock was 0 for 3 in relief.

<b>Miami (AFC)</b>	7	10	0	0	—	17
<b>Washington (NFC)</b>	0	10	3	14	—	27
Mia — Cefalo 76 pass from Woodley (von Schamann kick)						
Wash — FG Moseley 31						
Mia — FG von Schamann 20						
Wash — Garrett 4 pass from Theismann (Moseley kick)						
Mia — Walker 98 kickoff return (von Schamann kick)						
Wash — FG Moseley 20						
Wash — Riggins 43 run (Moseley kick)						
Wash — Brown 6 pass from Theismann (Moseley kick)						

**SUPER BOWL XVI**

Pontiac Silverdome, Pontiac  
January 24, 1982—Attendance: 81,270

**SAN FRANCISCO 26, CINCINNATI 21**—Ray Wersching's Super Bowl record-tying 4 field goals and Joe Montana's controlled passing helped lift the San Francisco 49ers to their first NFL championship with a 26-21 victory over Cincinnati. The 49ers built a game-record 20-0 halftime lead via Montana's 1-yard touchdown run; fullback Earl Cooper's 11-yard scoring pass from Montana, which climaxed a Super Bowl record 92-yard drive on 12 plays; and Wersching's 22- and 26-yard field goals. The Bengals rebounded in the second half, closing the gap to 20-14 on quarterback Ken Anderson's 5-yard run and Dan Ross' 4-yard reception from Anderson, who established Super Bowl passing records for completions (25) and completion percentage (73.5 percent on 25 of 34). Wersching added early fourth-period field goals of 40 and 23 yards to increase the 49ers' lead to 26-14. The Bengals managed to score on an Anderson-to-Ross 3-yard pass with only 16 seconds remaining. Ross set a Super Bowl record with 11 receptions for 104 yards. Montana, the game's most valuable player, completed 14 of 22 passes for 157 yards. Cincinnati compiled 356 yards to San Francisco's 275, which marked the first time in Super Bowl history that the team that gained the most yards from scrimmage lost the game.

<b>San Francisco (NFC)</b>	7	13	0	6	—	26
<b>Cincinnati (AFC)</b>	0	0	7	14	—	21
SF — Montana 1 run (Wersching kick)						
SF — Cooper 11 pass from Montana (Wersching kick)						
SF — FG Wersching 22						
SF — FG Wersching 26						
Cin — Anderson 5 run (Breech kick)						
Cin — Ross 4 pass from Anderson (Breech kick)						
SF — FG Wersching 40						
SF — FG Wersching 23						
Cin — Ross 3 pass from Anderson (Breech kick)						

**SUPER BOWL XV**

Louisiana Superdome, New Orleans  
January 25, 1981—Attendance: 76,135

**OAKLAND 27, PHILADELPHIA 10**—Jim Plunkett threw 3 touchdown passes, including an 80-yarder to Kenny King, as the Raiders became the first wild-card team to win the Super Bowl. Plunkett's touchdown bomb to King—the longest play in Super Bowl history—gave Oakland a decisive 14-0 lead with nine seconds left in the first period. Linebacker Rod Martin had set up Oakland's first touchdown, a 2-yard reception by Cliff Branch, with a 17-yard interception return to the Eagles' 30-yard line. The Eagles never recovered from that early deficit, managing only a Tony Franklin field goal (30 yards) and an 8-yard touchdown pass from Ron Jaworski to Keith Krepfle the rest of the game. Plunkett,



## SUPER BOWL

who became a starter in the sixth game of the season, completed 13 of 21 passes for 261 yards and was named the game's most valuable player. Oakland won 9 of 11 games with Plunkett starting, but that was good enough only for second place in the AFC West, although they tied division winner San Diego with an 11-5 record. The Raiders, who had previously won Super Bowl XI over Minnesota, had to win three playoff games to get to the championship game. Oakland defeated Houston 27-7 at home followed by road victories over Cleveland (14-12) and San Diego (34-27). Oakland's Mark van Eeghen was the game's leading rusher with 75 yards on 18 carries. Philadelphia's Wilbert Montgomery led all receivers with 6 receptions for 91 yards. Branch had 5 for 67 and Harold Carmichael of Philadelphia 5 for 83. Martin finished the game with 3 interceptions, a Super Bowl record.

<b>Oakland (AFC)</b>	14	0	10	3	—	27
<b>Philadelphia (NFC)</b>	0	3	0	7	—	10
Oak	— Branch 2 pass from Plunkett (Bahr kick)					
Oak	— King 80 pass from Plunkett (Bahr kick)					
Phil	— FG Franklin 30					
Oak	— Branch 29 pass from Plunkett (Bahr kick)					
Oak	— FG Bahr 46					
Phil	— Krepfle 8 pass from Jaworski (Franklin kick)					
Oak	— FG Bahr 35					

### SUPER BOWL XIV

Rose Bowl, Pasadena

January 20, 1980—Attendance: 103,985

**PITTSBURGH 31, LOS ANGELES 19**—Terry Bradshaw completed 14 of 21 passes for 309 yards and set two passing records as the Steelers became the first team to win four Super Bowls. Despite 3 interceptions by the Rams, Bradshaw kept his poise and brought the Steelers from behind twice in the second half. Trailing 13-10 at halftime, Pittsburgh went ahead 17-13 when Bradshaw hit Lynn Swann with a 47-yard touchdown pass after 2:48 of the third quarter. On the Rams' next possession, Vince Ferragamo, who completed 15 of 25 passes for 212 yards, responded with a 50-yard pass to Billy Waddy that moved Los Angeles from its own 26 to the Steelers' 24. On the following play, Lawrence McCutcheon connected with Ron Smith on a halfback option pass that gave the Rams a 19-17 lead. On Pittsburgh's initial possession of the final period, Bradshaw lofted a 73-yard scoring pass to John Stallworth to put the Steelers in front to stay, 24-19. Franco Harris scored on a 1-yard run later in the quarter to seal the verdict. A 45-yard pass from Bradshaw to Stallworth was the key play in the drive to Harris' score. Bradshaw, the game's most valuable player for the second straight year, set career Super Bowl records for most touchdown passes (9) and most passing yards (932). Larry Anderson gave the Steelers excellent field position throughout the game with 5 kickoff returns for a record 162 yards.

<b>Los Angeles (NFC)</b>	7	6	6	0	—	19
<b>Pittsburgh (AFC)</b>	3	7	7	14	—	31
Pitt	— FG Bahr 41					
LA	— Bryant 1 run (Corral kick)					
Pitt	— Harris 1 run (Bahr kick)					
LA	— FG Corral 31					
LA	— FG Corral 45					
Pitt	— Swann 47 pass from Bradshaw (Bahr kick)					
LA	— Smith 24 pass from McCutcheon (kick failed)					
Pitt	— Stallworth 73 pass from Bradshaw (Bahr kick)					
Pitt	— Harris 1 run (Bahr kick)					

### SUPER BOWL XIII

Orange Bowl, South Florida

January 21, 1979—Attendance: 79,484

**PITTSBURGH 35, DALLAS 31**—Terry Bradshaw threw a Super Bowl-record 4 touchdown passes to lead the Steelers to victory. Pittsburgh became the first team to win three Super Bowls, mostly because of Bradshaw's accurate arm. Bradshaw, voted the game's most valuable player, completed 17 of 30 passes for 318 yards, a personal high. Four of those passes went for touchdowns—2 to John Stallworth and the third, with 26 seconds remaining in the second period, to Rocky Bleier for a 21-14 halftime lead. The Cowboys scored twice

before intermission on Roger Staubach's 39-yard pass to Tony Hill and a 37-yard fumble return by linebacker Mike Hegman. The Steelers broke open the contest with 2 touchdowns in a span of 19 seconds midway through the final period. Franco Harris rambled 22 yards up the middle to give the Steelers a 28-17 lead with 7:10 left. Pittsburgh got the ball right back when Randy White fumbled the kickoff and Dennis Winston recovered for the Steelers. On first down, Bradshaw fired his fourth touchdown pass, an 18-yarder to Lynn Swann to boost the Steelers' lead to 35-17 with 6:51 to play. The Cowboys refused to let the Steelers run away with the contest. Staubach connected with Billy Joe DuPree on a 7-yard scoring pass with 2:23 left. Then the Cowboys recovered an onside kick, and Staubach took them in for another score, passing 4 yards to Butch Johnson with 22 seconds remaining. Bleier recovered another onside kick with 17 seconds left to seal the victory for the Steelers.

<b>Pittsburgh (AFC)</b>	7	14	0	14	—	35
<b>Dallas (NFC)</b>	7	7	3	14	—	31
Pitt	— Stallworth 28 pass from Bradshaw (Gerela kick)					
Dall	— Hill 39 pass from Staubach (Septien kick)					
Dall	— Hegman 37 fumble recovery return (Septien kick)					
Pitt	— Stallworth 75 pass from Bradshaw (Gerela kick)					
Pitt	— Bleier 7 pass from Bradshaw (Gerela kick)					
Dall	— FG Septien 27					
Pitt	— Harris 22 run (Gerela kick)					
Pitt	— Swann 18 pass from Bradshaw (Gerela kick)					
Dall	— DuPree 7 pass from Staubach (Septien kick)					
Dall	— B. Johnson 4 pass from Staubach (Septien kick)					

### SUPER BOWL XII

Louisiana Superdome, New Orleans

January 15, 1978—Attendance: 75,583

**DALLAS 27, DENVER 10**—The Cowboys evened their Super Bowl record at 2-2 by defeating Denver before a sellout crowd of 75,583, plus 102,010,000 television viewers, the largest audience ever to watch a sporting event. Dallas converted 2 interceptions into 10 points and Efen Herrera added a 35-yard field goal for a 13-0 halftime advantage. In the third period, Craig Morton engineered a drive to the Cowboys' 30 and Jim Turner's 47-yard field goal made the score 13-3. After an exchange of punts, Butch Johnson made a spectacular diving catch in the end zone to complete a 45-yard pass from Roger Staubach and put the Cowboys ahead 20-3. Following Rick Upchurch's 67-yard kickoff return, Norris Weese guided the Broncos to a touchdown to cut the Dallas lead to 20-10. Dallas clinched the victory when running back Robert Newhouse threw a 29-yard touchdown pass to Golden Richards with 7:04 remaining in the game. It was the first pass thrown by Newhouse since 1975. Harvey Martin and Randy White, who were named co-most valuable players, led the Cowboys' defense, which recovered 4 fumbles and intercepted 4 passes.

<b>Dallas (NFC)</b>	10	3	7	7	—	27
<b>Denver (AFC)</b>	0	0	10	0	—	10
Dall	— Dorsett 3 run (Herrera kick)					
Dall	— FG Herrera 35					
Dall	— FG Herrera 43					
Den	— FG Turner 47					
Dall	— Johnson 45 pass from Staubach (Herrera kick)					
Den	— Lytle 1 run (Turner kick)					
Dall	— Richards 29 pass from Newhouse (Herrera kick)					

### SUPER BOWL XI

Rose Bowl, Pasadena

January 9, 1977—Attendance: 103,438

**OAKLAND 32, MINNESOTA 14**—The Raiders won their first NFL championship before a record Super Bowl crowd plus 81 million television viewers, the largest audience ever to watch a sporting event. The

Raiders gained a record-breaking 429 yards, including running back Clarence Davis' 137 rushing yards. Wide receiver Fred Biletnikoff made 4 key receptions, which earned him the game's most valuable player trophy. Oakland scored on three successive possessions in the second quarter to build a 16-0 halftime lead. Errol Mann's 24-yard field goal opened the scoring, then the AFC champions put together drives of 64 and 35 yards, scoring on a 1-yard pass from Ken Stabler to Dave Casper and a 1-yard run by Pete Banaszak. The Raiders increased their lead to 19-0 on a 40-yard field goal by Mann in the third quarter, but Minnesota responded with a 12-play, 58-yard drive late in the period, with Fran Tarkenton passing 8 yards to wide receiver Sammy White to cut the deficit to 19-7. Two fourth-quarter interceptions clinched the title for the Raiders. One set up Banaszak's second touchdown run, the other resulted in cornerback Willie Brown's Super Bowl-record 75-yard interception return.

<b>Oakland (AFC)</b>	0	16	3	13	—	32
<b>Minnesota (NFC)</b>	0	0	7	7	—	14
Oak	— FG Mann 24					
Oak	— Casper 1 pass from Stabler (Mann kick)					
Oak	— Banaszak 1 run (kick failed)					
Oak	— FG Mann 40					
Minn	— S. White 8 pass from Tarkenton (Cox kick)					
Oak	— Banaszak 2 run (Mann kick)					
Oak	— Brown 75 interception return (kick failed)					
Minn	— Voigt 13 pass from Lee (Cox kick)					

### SUPER BOWL X

Orange Bowl, South Florida

January 18, 1976—Attendance: 80,187

**PITTSBURGH 21, DALLAS 17**—The Steelers won the Super Bowl for the second year in a row on Terry Bradshaw's 64-yard touchdown pass to Lynn Swann and an aggressive defense that snuffed out a late rally by the Cowboys with an end-zone interception on the final play of the game. In the fourth quarter, Pittsburgh ran on fourth down and gave up the ball on the Cowboys' 39 with 1:22 to play. Roger Staubach ran and passed for 2 first downs, but his last desperation pass was picked off by Glen Edwards. Dallas' scoring was the result of 2 touchdown passes by Staubach, 1 to Drew Pearson for 29 yards and the other to Percy Howard for 34 yards. Toni Fritsch had a 36-yard field goal. The Steelers scored on 2 touchdown passes by Bradshaw, 1 to Randy Grossman for 7 yards and the long bomb to Swann. Roy Gerela had 36- and 18-yard field goals. Reggie Harrison blocked a punt through the end zone for a safety. Swann set a Super Bowl-record by gaining 161 yards on his 4 receptions.

<b>Dallas (NFC)</b>	7	3	0	7	—	17
<b>Pittsburgh (AFC)</b>	7	0	0	14	—	21
Dall	— D. Pearson 29 pass from Staubach (Fritsch kick)					
Pitt	— Grossman 7 pass from Bradshaw (Gerela kick)					
Dall	— FG Fritsch 36					
Pitt	— Safety, Harrison blocked Hoopes' punt through end zone					
Pitt	— FG Gerela 36					
Pitt	— FG Gerela 18					
Pitt	— Swann 64 pass from Bradshaw (kick failed)					
Dall	— P. Howard 34 pass from Staubach (Fritsch kick)					

### SUPER BOWL IX

Tulane Stadium, New Orleans

January 12, 1975—Attendance: 80,997

**PITTSBURGH 16, MINNESOTA 6**—AFC champion Pittsburgh, in its initial Super Bowl appearance, and NFC champion Minnesota, making a third bid for its first Super Bowl title, struggled through a first half in which the only score was produced by the Steelers' defense when Dwight White downed Vikings' quarterback Fran Tarkenton in the end zone for a safety 7:49 into the second period. The Steelers took advantage of another break on the second-half kickoff when Minnesota's Bill Brown fumbled and Marv Kellum recovered for Pittsburgh on the Vikings' 30. After Rocky Bleier failed to gain on first down, Franco Harris carried three consecutive times for 24 yards, a loss of 3, and a 9-yard touchdown



and a 9-0 lead. Though its offense was completely stymied by Pittsburgh's defense, Minnesota managed to move into a threatening position after 4:27 of the final period when Matt Blair blocked Bobby Walden's punt and Terry Brown recovered the ball in the end zone for a touchdown. Fred Cox's extra point failed, and the Steelers led 9-6. Pittsburgh wasted no time putting the victory away. The Steelers took the ensuing kickoff and marched 66 yards in 11 plays, climaxed by Terry Bradshaw's 4-yard scoring pass to Larry Brown with 3:31 left. Pittsburgh's defense permitted Minnesota only 119 yards total offense, including a Super Bowl low of 17 rushing yards. The Steelers, meanwhile, gained 333 yards, including Harris' record 158 yards on 34 carries.

**Pittsburgh (AFC)** 0 2 7 7 — 16  
**Minnesota (NFC)** 0 0 0 6 — 6

Pitt — Safety, White tackled Tarkenton in end zone  
 Pitt — Harris 9 run (Gerela kick)  
 Minn — T. Brown recovered blocked punt in end zone (kick failed)  
 Pitt — L. Brown 4 pass from Bradshaw (Gerela kick)

**SUPER BOWL VIII**

Rice Stadium, Houston  
 January 13, 1974—Attendance: 71,882

**MIAMI 24, MINNESOTA 7**—The defending NFL champion Dolphins, representing the AFC for the third straight year, scored the first two times they had possession on marches of 62 and 56 yards while the Miami defense limited the Vikings to only 7 plays in the first period. Larry Csonka climaxed the initial 10-play drive with a 5-yard touchdown ball through right guard after 5:27 had elapsed. Four plays later, Miami began another 10-play scoring drive, which ended with Jim Kiick bursting 1 yard through the middle for another touchdown after 13:38 of the period. Garo Yepremian added a 28-yard field goal midway through the second period for a 17-0 Miami lead. Minnesota then drove from its 20 to a second-and-2 situation on the Miami 7-yard line with 1:18 left in the half. But on 2 plays, Miami limited Oscar Reed to 1 yard. On fourth-and-1 from the 6, Reed went over right tackle, but Dolphins middle linebacker Nick Buoniconti jarred the ball loose and Jake Scott recovered for Miami to halt the Minnesota threat. The Vikings were unable to muster enough offense in the second half to threaten the Dolphins. Csonka rushed 33 times for a Super Bowl-record 145 yards. Bob Griese of Miami completed 6 of 7 passes for 73 yards.

**Minnesota (NFC)** 0 0 0 7 — 7  
**Miami (AFC)** 14 3 7 0 — 24

Mia — Csonka 5 run (Yepremian kick)  
 Mia — Kiick 1 run (Yepremian kick)  
 Mia — FG Yepremian 28  
 Mia — Csonka 2 run (Yepremian kick)  
 Minn — Tarkenton 4 run (Cox kick)

**SUPER BOWL VII**

Memorial Coliseum, Los Angeles  
 January 14, 1973—Attendance: 90,182

**MIAMI 14, WASHINGTON 7**—Miami completed the only perfect season in NFL history—17 games without a defeat—by beating Washington. The Dolphins played virtually perfect football in the first half as their defense permitted the Redskins to cross midfield only once and their offense turned good field position into 2 touchdowns. On its third possession, Miami opened its first scoring drive from the Dolphins' 37-yard line. An 18-yard pass from Bob Griese to Paul Warfield preceded by 3 plays Griese's 28-yard touchdown pass to Howard Twilley. After Washington moved from its 17 to the Miami 48 with two minutes remaining in the first half, Dolphins linebacker Nick Buoniconti intercepted a Billy Kilmer pass at the Miami 41 and returned it to the Washington 27. Jim Kiick ran for 3 yards, Larry Csonka for 3. Griese passed to Jim Mandich for 19, and Kiick gained 1 to the 1-yard line. With 18 seconds left until intermission, Kiick scored from the 1. Washington's only touchdown came with 2:07 left in the game and resulted from a misplayed field-goal attempt and fumble by Garo Yepremian, with the Redskins' Mike Bass picking the ball out of the air and running 49 yards for the score. Dolphins safety Jake Scott, who had 2 interceptions, including 1 in the end

zone to kill a Redskins' drive, was voted the game's most valuable player.

**Miami (AFC)** 7 7 0 0 — 14  
**Washington (NFC)** 0 0 0 7 — 7

Mia — Twilley 28 pass from Griese (Yepremian kick)  
 Mia — Kiick 1 run (Yepremian kick)  
 Wash — Bass 49 fumble recovery return (Knight kick)

**SUPER BOWL VI**

Tulane Stadium, New Orleans  
 January 16, 1972—Attendance: 81,023

**DALLAS 24, MIAMI 3**—The Cowboys rushed for a record 252 yards and their defense limited the Dolphins to a low of 185 yards while not permitting a touchdown for the first time in Super Bowl history. Dallas converted Chuck Howley's recovery of Larry Csonka's first fumble of the season into a 3-0 advantage and led at halftime 10-3. After Dallas received the second-half kickoff, Duane Thomas led a 71-yard march in 8 plays for a 17-3 margin. Howley intercepted Bob Griese's pass at the 50 and returned it to the Miami 9 early in the fourth period, and 3 plays later Roger Staubach passed 7 yards to Mike Ditka for the final touchdown. Thomas rushed for 95 yards and Walt Garrison gained 74. Staubach, voted the game's most valuable player, completed 12 of 19 passes for 119 yards and 2 touchdowns.

**Dallas (NFC)** 3 7 7 7 — 24  
**Miami (AFC)** 0 3 0 0 — 3

Dall — FG Clark 9  
 Dall — Alworth 7 pass from Staubach (Clark kick)  
 Mia — FG Yepremian 31  
 Dall — D. Thomas 3 run (Clark kick)  
 Dall — Ditka 7 pass from Staubach (Clark kick)

**SUPER BOWL V**

Orange Bowl, South Florida  
 January 17, 1971—Attendance: 79,204

**BALTIMORE 16, DALLAS 13**—A 32-yard field goal by first-year kicker Jim O'Brien brought the Baltimore Colts a victory over the Dallas Cowboys in the final five seconds of Super Bowl V. The game between the champions of the AFC and NFC was played on artificial turf for the first time. Dallas led 13-6 at the half, but interceptions by Rick Volk and Mike Curtis set up a Baltimore touchdown and O'Brien's decisive kick in the fourth period. Earl Morrall relieved an injured Johnny Unitas late in the first half, although Unitas completed the Colts' only scoring pass. It caromed off receiver Eddie Hinton's fingertips, off Dallas defensive back Mel Renfro, and finally settled into the grasp of John Mackey, who went 45 yards to score on a 75-yard play.

**Baltimore (AFC)** 0 6 0 10 — 16  
**Dallas (NFC)** 3 10 0 0 — 13

Dall — FG Clark 14  
 Dall — FG Clark 30  
 Balt — Mackey 75 pass from Unitas (kick blocked)  
 Dall — Thomas 7 pass from Morton (Clark kick)  
 Balt — Nowatzke 2 run (O'Brien kick)  
 Balt — FG O'Brien 32

**SUPER BOWL IV**

Tulane Stadium, New Orleans  
 January 11, 1970—Attendance: 80,562

**KANSAS CITY 23, MINNESOTA 7**—The Chiefs built a 16-0 halftime lead behind Len Dawson's superb quarterbacking and a powerful defense. Dawson, the fourth consecutive quarterback to be chosen the Super Bowl's most valuable player, completed 12 of 17 passes and hit Otis Taylor on a 46-yard play for the final Chiefs touchdown. The Kansas City defense limited Minnesota's strong rushing game to 67 yards and had 3 interceptions and 2 fumble recoveries.

**Minnesota (NFL)** 0 0 7 0 — 7  
**Kansas City (AFL)** 3 13 7 0 — 23

KC — FG Stenerud 48  
 KC — FG Stenerud 32  
 KC — FG Stenerud 25  
 KC — Garrett 5 run (Stenerud kick)  
 Minn — Osborn 4 run (Cox kick)  
 KC — Taylor 46 pass from Dawson (Stenerud kick)

**SUPER BOWL III**

Orange Bowl, South Florida  
 January 12, 1969—Attendance: 75,389

**NEW YORK JETS 16, BALTIMORE 7**—Jets quarterback Joe Namath "guaranteed" victory on the Thursday before the game, then went out and led the AFL to its first Super Bowl victory over a Baltimore team that had lost only once in 16 games all season. Namath, chosen the outstanding player, completed 17 of 28 passes for 206 yards and directed a steady attack that dominated the NFL champions after the Jets' defense had intercepted Colts quarterback Earl Morrall 3 times in the first half. The Jets had 337 total yards, including 121 yards rushing by Matt Snell. Johnny Unitas, who had missed most of the season with a sore elbow, came off the bench and led Baltimore to its only touchdown.

**New York Jets (AFL)** 0 7 6 3 — 16  
**Baltimore (NFL)** 0 0 0 7 — 7

NYJ — Snell 4 run (Turner kick)  
 NYJ — FG Turner 32  
 NYJ — FG Turner 30  
 NYJ — FG Turner 9  
 Balt — Hill 1 run (Michaels kick)

**SUPER BOWL II**

Orange Bowl, South Florida  
 January 14, 1968—Attendance: 75,546

**GREEN BAY 33, OAKLAND 14**—Green Bay, after winning its third consecutive NFL championship, won the Super Bowl title for the second straight year 33-14 over the AFL champion Raiders in a game that drew the first \$3-million gate in football history. Bart Starr again was chosen the game's most valuable player as he completed 13 of 24 passes for 202 yards and 1 touchdown and directed a Packers attack that was in control all the way after building a 16-7 halftime lead. Don Chandler kicked 4 field goals and all-pro cornerback Herb Adderley capped the Green Bay scoring with a 60-yard run with an interception. The game marked the last for Vince Lombardi as Packers coach, ending nine years in which he won six Western Conference championships, five NFL championships, and two Super Bowls.

**Green Bay (NFL)** 3 13 10 7 — 33  
**Oakland (AFL)** 0 7 0 7 — 14

GB — FG Chandler 39  
 GB — FG Chandler 20  
 GB — Dowler 62 pass from Starr (Chandler kick)  
 Oak — Miller 23 pass from Lamonica (Blanda kick)  
 GB — FG Chandler 43  
 GB — Anderson 2 run (Chandler kick)  
 GB — FG Chandler 31  
 GB — Adderley 60 interception return (Chandler kick)  
 Oak — Miller 23 pass from Lamonica (Blanda kick)

**SUPER BOWL I**

Memorial Coliseum, Los Angeles  
 January 15, 1967—Attendance: 61,946

**GREEN BAY 35, KANSAS CITY 10**—The Green Bay Packers opened the Super Bowl series by defeating Kansas City's AFL champions 35-10 behind the passing of Bart Starr, the receiving of Max McGee, and a key interception by all-pro safety Willie Wood. Green Bay broke open the game with 3 second-half touchdowns, the first of which was set up by Wood's 50-yard return of an interception to the Chiefs' 5-yard line. McGee, who caught only 4 passes all season, caught 7 from Starr for 138 yards and 2 touchdowns. Elijah Pitts ran for 2 other scores. The Chiefs' 10 points came in the second quarter, the only touchdown on a 7-yard pass from Len Dawson to Curtis McClinton. Starr completed 16 of 23 passes for 250 yards and 2 touchdowns and was chosen the most valuable player. The Packers collected \$15,000 per man and the Chiefs \$7,500—the largest single-game shares in the history of team sports.

**Kansas City (AFL)** 0 10 0 0 — 10  
**Green Bay (NFL)** 7 7 14 7 — 35

GB — McGee 37 pass from Starr (Chandler kick)  
 KC — McClinton 7 pass from Dawson (Mercer kick)  
 GB — Taylor 14 run (Chandler kick)  
 KC — FG Mercer 31  
 GB — Pitts 5 run (Chandler kick)  
 GB — McGee 13 pass from Starr (Chandler kick)  
 GB — Pitts 1 run (Chandler kick)

# SUPER BOWL

Compiled by Elias Sports Bureau

1967: Super Bowl I	1982: Super Bowl XVI	1997: Super Bowl XXXI
1968: Super Bowl II	1983: Super Bowl XVII	1998: Super Bowl XXXII
1969: Super Bowl III	1984: Super Bowl XVIII	1999: Super Bowl XXXIII
1970: Super Bowl IV	1985: Super Bowl XIX	2000: Super Bowl XXXIV
1971: Super Bowl V	1986: Super Bowl XX	2001: Super Bowl XXXV
1972: Super Bowl VI	1987: Super Bowl XXI	2002: Super Bowl XXXVI
1973: Super Bowl VII	1988: Super Bowl XXII	2003: Super Bowl XXXVII
1974: Super Bowl VIII	1989: Super Bowl XXIII	2004: Super Bowl XXXVIII
1975: Super Bowl IX	1990: Super Bowl XXIV	2005: Super Bowl XXXIX
1976: Super Bowl X	1991: Super Bowl XXV	2006: Super Bowl XL
1977: Super Bowl XI	1992: Super Bowl XXVI	2007: Super Bowl XLI
1978: Super Bowl XII	1993: Super Bowl XXVII	2008: Super Bowl XLII
1979: Super Bowl XIII	1994: Super Bowl XXVIII	2009: Super Bowl XLIII
1980: Super Bowl XIV	1995: Super Bowl XXIX	
1981: Super Bowl XV	1996: Super Bowl XXX	

## INDIVIDUAL RECORDS

### SERVICE

#### Most Games

- 6 Mike Lodish, Buffalo, XXV-XXVIII; Denver, XXXII-XXXIII
- 5 Marv Fleming, Green Bay, I-II; Miami, VI-VIII  
Larry Cole, Dallas, V-VI, X, XII-XIII  
Cliff Harris, Dallas, V-VI, X, XII-XIII  
Charles Haley, San Francisco, XXIII-XXIV; Dallas, XXVII-XXVIII, XXX  
D.D. Lewis, Dallas, V-VI, X, XII-XIII  
Preston Pearson, Baltimore, III; Pittsburgh, IX; Dallas, X, XII-XIII  
Charlie Waters, Dallas, V-VI, X, XII-XIII  
Rayfield Wright, Dallas, V-VI, X, XII-XIII  
Cornelius Bennett, Buffalo, XXV-XXVIII; Atlanta, XXXIII  
John Elway, Denver, XXI-XXII, XXIV, XXXII-XXXIII  
Glenn Parker, Buffalo, XXV-XXVIII; N.Y. Giants, XXXV  
Bill Romanowski, San Francisco, XXIII-XXIV; Denver,  
XXXII-XXXIII; Oakland, XXXVII  
Adam Vinatieri, New England, XXXI, XXXVI, XXXVIII, XXXIX;  
Indianapolis, XLI  
Tedy Bruschi, New England, XXXI, XXXVI, XXXVIII-XXXIX, XLII

- 4 By many players

#### Most Games, Winning Team

- 5 Charles Haley, San Francisco, XXIII-XXIV; Dallas, XXVII-XXVIII, XXX
- 4 By many players

#### Most Games, Coach

- 6 Don Shula, Baltimore, III; Miami, VI-VIII, XVII, XIX
- 5 Tom Landry, Dallas, V-VI, X, XII-XIII
- 4 Bud Grant, Minnesota, IV, VIII-IX, XI  
Chuck Noll, Pittsburgh, IX-X, XIII-XIV  
Joe Gibbs, Washington, XVII-XVIII, XXII, XXVI  
Marv Levy, Buffalo, XXV-XXVIII  
Dan Reeves, Denver, XXI-XXII, XXIV; Atlanta, XXXIII  
Bill Belichick, New England, XXXVI, XXXVIII-XXXIX, XLII

#### Most Games, Winning Team, Coach

- 4 Chuck Noll, Pittsburgh, IX-X, XIII-XIV
- 3 Bill Walsh, San Francisco, XVI, XIX, XXXII  
Joe Gibbs, Washington, XVII, XXII, XXVI  
Bill Belichick, New England, XXXVI, XXXVIII, XXXIX
- 2 Vince Lombardi, Green Bay, I-II  
Tom Landry, Dallas, VI, XII  
Don Shula, Miami, VII-VIII  
Tom Flores, Oakland, XV; L.A. Raiders, XVIII  
Bill Parcells, N.Y. Giants, XXI, XXV  
Jimmy Johnson, Dallas, XXVII-XXVIII  
George Seifert, San Francisco, XXIV, XXIX  
Mike Shanahan, Denver, XXXII-XXXIII

#### Most Games, Losing Team, Coach

- 4 Bud Grant, Minnesota, IV, VIII-IX, XI  
Don Shula, Baltimore, III; Miami, VI, XVII, XIX  
Marv Levy, Buffalo, XXV-XXVIII  
Dan Reeves, Denver, XXI-XXII, XXIV; Atlanta, XXXIII
- 3 Tom Landry, Dallas, V, X, XIII

### SCORING

#### POINTS

##### Most Points, Career

- 48 Jerry Rice, San Francisco-Oakland, 4 games (8-td)
- 34 Adam Vinatieri, New England-Indianapolis, 5 games (7-fg, 13 pat)
- 30 Emmitt Smith, Dallas, 3 games (5-td)

##### Most Points, Game

- 18 Roger Craig, San Francisco vs. Miami, XIX (3-td)  
Jerry Rice, San Francisco vs. Denver, XXIV (3-td);  
vs. San Diego, XXIX (3-td)  
Ricky Watters, San Francisco vs. San Diego, XXIX (3-td)  
Terrell Davis, Denver vs. Green Bay, XXXII (3-td)
- 15 Don Chandler, Green Bay vs. Oakland, II (3-pat, 4-fg)

- 14 Ray Wersching, San Francisco vs. Cincinnati, XVI (2-pat, 4-fg)  
Kevin Butler, Chicago vs. New England, XX (5-pat, 3-fg)

### TOUCHDOWNS

#### Most Touchdowns, Career

- 8 Jerry Rice, San Francisco-Oakland, 4 games (8-p)
- 5 Emmitt Smith, Dallas, 3 games (5-r)
- 4 Franco Harris, Pittsburgh, 4 games (4-r)  
Roger Craig, San Francisco, 3 games (2-r, 2-p)  
Thurman Thomas, Buffalo, 4 games (4-r)  
John Elway, Denver, 5 games (4-r)

#### Most Touchdowns, Game

- 3 Roger Craig, San Francisco vs. Miami, XIX (1-r, 2-p)  
Jerry Rice, San Francisco vs. Denver, XXIV (3-p);  
vs. San Diego, XXIX (3-p)  
Ricky Watters, San Francisco vs. San Diego, XXIX (1-r, 2-p)  
Terrell Davis, Denver vs. Green Bay, XXXII (3-r)
- 2 Max McGee, Green Bay vs. Kansas City, I (2-p)  
Elijah Pitts, Green Bay vs. Kansas City, I (2-r)  
Bill Miller, Oakland vs. Green Bay, II (2-p)  
Larry Csonka, Miami vs. Minnesota, VIII (2-r)  
Pete Banaszak, Oakland vs. Minnesota, XI (2-r)  
John Stallworth, Pittsburgh vs. Dallas, XIII (2-p)  
Franco Harris, Pittsburgh vs. Los Angeles, XIV (2-r)  
Cliff Branch, Oakland vs. Philadelphia, XV (2-p)  
Dan Ross, Cincinnati vs. San Francisco, XVI (2-p)  
Marcus Allen, L.A. Raiders vs. Washington, XVII (2-r)  
Jim McMahon, Chicago vs. New England, XX (2-r)  
Ricky Sanders, Washington vs. Denver, XXII (2-p)  
Timmy Smith, Washington vs. Denver, XXII (2-r)  
Tom Rathman, San Francisco vs. Denver, XXIV (2-r)  
Gerald Riggs, Washington vs. Buffalo, XXVI (2-r)  
Michael Irvin, Dallas vs. Buffalo, XXVII (2-p)  
Emmitt Smith, Dallas vs. Buffalo, XXVIII (2-r)  
Emmitt Smith, Dallas vs. Pittsburgh, XXX (2-r)  
Antonio Freeman, Green Bay vs. Denver, XXXII (2-p)  
Howard Griffith, Denver vs. Atlanta, XXXIII (2-r)  
Eddie George, Tennessee vs. St. Louis, XXXIV (2-r)  
Keenan McCardell, Tampa Bay vs. Oakland, XXXVII (2-r)  
Dwight Smith, Tampa Bay vs. Oakland, XXXVII (2-ret)  
Larry Fitzgerald, Arizona vs. Pittsburgh, XLIII (2-p)

### POINTS AFTER TOUCHDOWN

#### Most (One-Point) Points After Touchdown, Career

- 13 Adam Vinatieri, New England-Indianapolis, 5 games (13 att)
- 9 Mike Cofer, San Francisco, 2 games (10 att)
- 8 Don Chandler, Green Bay, 2 games (8 att)  
Roy Gerela, Pittsburgh, 3 games (9 att)  
Chris Bahr, Oakland-L.A. Raiders, 2 games (8 att)  
Jason Elam, Denver, 2 games (8 att)

#### Most (One-Point) Points After Touchdown, Game

- 7 Mike Cofer, San Francisco vs. Denver, XXIV (8 att)  
Lin Elliott, Dallas vs. Buffalo, XXVII (7 att)  
Doug Brien, San Francisco vs. San Diego, XXIX (7 att)
- 6 Ali Haji-Sheikh, Washington vs. Denver, XXII (6 att)  
Martin Gramatica, Tampa Bay vs. Oakland, XXXVII (6 att)
- 5 Don Chandler, Green Bay vs. Kansas City, I (5 att)  
Roy Gerela, Pittsburgh vs. Dallas, XIII (5 att)  
Chris Bahr, L.A. Raiders vs. Washington, XVIII (5 att)  
Ray Wersching, San Francisco vs. Miami, XIX (5 att)  
Kevin Butler, Chicago vs. New England, XX (5 att)

#### Most Two-Point Conversions, Game

- 1 Mark Seay, San Diego vs. San Francisco, XXIX  
Alfred Pupunu, San Diego vs. San Francisco, XXIX  
Mark Chmura, Green Bay vs. New England, XXXI  
Kevin Faulk, New England vs. Carolina, XXXVIII

### FIELD GOALS

#### Most Field Goals Attempted, Career

- 10 Adam Vinatieri, New England-Indianapolis, 5 games
- 6 Jim Turner, N.Y. Jets-Denver, 2 games  
Roy Gerela, Pittsburgh, 3 games  
Rich Karlis, Denver, 2 games  
Jeff Wilkins, St. Louis, 2 games
- 5 Efen Herrera, Dallas, 1 game  
Ray Wersching, San Francisco, 2 games  
Jason Elam, Denver, 2 games

#### Most Field Goals Attempted, Game

- 5 Jim Turner, N.Y. Jets vs. Baltimore, III  
Efen Herrera, Dallas vs. Denver, XII
- 4 Don Chandler, Green Bay vs. Oakland, II  
Roy Gerela, Pittsburgh vs. Dallas, X  
Ray Wersching, San Francisco vs. Cincinnati, XVI  
Rich Karlis, Denver vs. N.Y. Giants, XXI

Mike Cofer, San Francisco vs. Cincinnati, XXIII  
 Jason Elam, Denver vs. Atlanta, XXXIII  
 Jeff Wilkins, St. Louis vs. Tennessee, XXXIV  
 Adam Vinatieri, Indianapolis vs. Chicago, XLI

**Most Field Goals, Career**

- 7 Adam Vinatieri, New England-Indianapolis, 5 games (10 att)
- 5 Ray Wersching, San Francisco, 2 games (5 att)
- 4 Don Chandler, Green Bay, 2 games (4 att)
- Jim Turner, N.Y. Jets-Denver, 2 games (6 att)
- Uwe von Schamann, Miami, 2 games (4 att)
- Jeff Wilkins, St. Louis, 2 games (6 att)

**Most Field Goals, Game**

- 4 Don Chandler, Green Bay vs. Oakland, II
- Ray Wersching, San Francisco vs. Cincinnati, XVI
- 3 Jim Turner, N.Y. Jets vs. Baltimore, III
- Jan Stenerud, Kansas City vs. Minnesota, IV
- Uwe von Schamann, Miami vs. San Francisco, XIX
- Kevin Butler, Chicago vs. New England, XX
- Jim Breech, Cincinnati vs. San Francisco, XXIII
- Chip Lohmiller, Washington vs. Buffalo, XXVI
- Eddie Murray, Dallas vs. Buffalo, XXVIII
- Jeff Wilkins, St. Louis vs. Tennessee, XXXIV
- Adam Vinatieri, Indianapolis vs. Chicago, XLI

**Longest Field Goal**

- 54 Steve Christie, Buffalo vs. Dallas, XXVIII
- 51 Jason Elam, Denver vs. Green Bay, XXXII
- 50 Jeff Wilkins, St. Louis vs. New England, XXXVI
- John Kasay, Carolina vs. New England, XXXVIII

**SAFETIES**

**Most Safeties, Game**

- 1 Dwight White, Pittsburgh vs. Minnesota, IX
- Reggie Harrison, Pittsburgh vs. Dallas, X
- Henry Waechter, Chicago vs. New England, XX
- George Martin, N.Y. Giants vs. Denver, XXI
- Bruce Smith, Buffalo vs. N.Y. Giants, XXV

**RUSHING**

**ATTEMPTS**

**Most Attempts, Career**

- 101 Franco Harris, Pittsburgh, 4 games
- 70 Emmitt Smith, Dallas, 3 games
- 64 John Riggins, Washington, 2 games

**Most Attempts, Game**

- 38 John Riggins, Washington vs. Miami, XVII
- 34 Franco Harris, Pittsburgh vs. Minnesota, IX
- 33 Larry Csonka, Miami vs. Minnesota, VIII

**YARDS GAINED**

**Most Yards Gained, Career**

- 354 Franco Harris, Pittsburgh, 4 games
- 297 Larry Csonka, Miami, 3 games
- 289 Emmitt Smith, Dallas, 3 games

**Most Yards Gained, Game**

- 204 Timmy Smith, Washington vs. Denver, XXII
- 191 Marcus Allen, L.A. Raiders vs. Washington, XVIII
- 166 John Riggins, Washington vs. Miami, XVII

**Longest Run From Scrimmage**

- 75 Willie Parker, Pittsburgh vs. Seattle, XL (TD)
- 74 Marcus Allen, L.A. Raiders vs. Washington, XVIII (TD)
- 58 Tom Matte, Baltimore vs. N.Y. Jets, III
- Timmy Smith, Washington vs. Denver, XXII (TD)

**AVERAGE GAIN**

**Highest Average Gain, Career (20 attempts)**

- 9.6 Marcus Allen, L.A. Raiders, 1 game (20-191)
- 9.3 Timmy Smith, Washington, 1 game (22-204)
- 5.4 Dominic Rhodes, Indianapolis, 1 game (21-113)

**Highest Average Gain, Game (10 attempts)**

- 10.5 Tom Matte, Baltimore vs. N.Y. Jets, III (11-116)
- 9.6 Marcus Allen, L.A. Raiders vs. Washington, XVIII (20-191)
- 9.3 Willie Parker, Pittsburgh vs. Seattle, XL (10-93)

**TOUCHDOWNS**

**Most Touchdowns, Career**

- 5 Emmitt Smith, Dallas, 3 games
- 4 Franco Harris, Pittsburgh, 4 games
- Thurman Thomas, Buffalo, 4 games
- John Elway, Denver, 5 games
- 3 Terrell Davis, Denver, 2 games

**Most Touchdowns, Game**

- 3 Terrell Davis, Denver vs. Green Bay, XXXII
- 2 Elijah Pitts, Green Bay vs. Kansas City, I
- Larry Csonka, Miami vs. Minnesota, VIII

Pete Banaszak, Oakland vs. Minnesota, XI  
 Franco Harris, Pittsburgh vs. Los Angeles, XIV  
 Marcus Allen, L.A. Raiders vs. Washington, XVIII  
 Jim McMahon, Chicago vs. New England, XX  
 Timmy Smith, Washington vs. Denver, XXII  
 Tom Rathman, San Francisco vs. Denver, XXIV  
 Gerald Riggs, Washington vs. Buffalo, XXVI  
 Emmitt Smith, Dallas vs. Buffalo, XXVIII  
 Emmitt Smith, Dallas vs. Pittsburgh, XXX  
 Howard Griffith, Denver vs. Atlanta, XXXIII  
 Eddie George, Tennessee vs. St. Louis, XXXIV

**PASSING**

**PASSER RATING**

**Highest Passer Rating, Career (40 attempts)**

- 127.8 Joe Montana, San Francisco, 4 games
- 122.8 Jim Plunkett, Oakland-L.A. Raiders, 2 games
- 112.8 Terry Bradshaw, Pittsburgh, 4 games

**ATTEMPTS**

**Most Passes Attempted, Career**

- 156 Tom Brady, New England, 4 games
- 152 John Elway, Denver, 5 games
- 145 Jim Kelly, Buffalo, 4 games

**Most Passes Attempted, Game**

- 58 Jim Kelly, Buffalo vs. Washington, XXVI
- 51 Donovan McNabb, Philadelphia vs. New England, XXXIX
- 50 Dan Marino, Miami vs. San Francisco, XIX
- Jim Kelly, Buffalo vs. Dallas, XXVIII

**COMPLETIONS**

**Most Passes Completed, Career**

- 100 Tom Brady, New England, 4 games
- 83 Joe Montana, San Francisco, 4 games
- Kurt Warner, St. Louis-Arizona, 3 games
- 81 Jim Kelly, Buffalo, 4 games

**Most Passes Completed, Game**

- 32 Tom Brady, New England vs. Carolina, XXXVIII
- 31 Jim Kelly, Buffalo vs. Dallas, XXVIII
- Kurt Warner, Arizona vs. Pittsburgh, XLIII
- 30 Donovan McNabb, Philadelphia vs. New England, XXXIX

**Most Consecutive Completions, Game**

- 13 Joe Montana, San Francisco vs. Denver, XXIV
- 10 Phil Simms, N.Y. Giants vs. Denver, XXI
- Troy Aikman, Dallas vs. Pittsburgh, XXX
- Kurt Warner, Arizona vs. Pittsburgh, XLIII
- 9 Jim Kelly, Buffalo vs. Dallas, XXVIII
- Neil O'Donnell, Pittsburgh vs. Dallas, XXX
- Steve McNair, Tennessee vs. St. Louis, XXXIV
- Peyton Manning, Indianapolis vs. Chicago, XLI

**COMPLETION PERCENTAGE**

**Highest Completion Percentage, Career (40 attempts)**

- 70.0 Troy Aikman, Dallas, 3 games (80-56)
- 68.0 Joe Montana, San Francisco, 4 games (122-83)
- 64.1 Tom Brady, New England, 4 games (156-100)

**Highest Completion Percentage, Game (20 attempts)**

- 88.0 Phil Simms, N.Y. Giants vs. Denver, XXI (25-22)
- 75.9 Joe Montana, San Francisco vs. Denver, XXIV (29-22)
- 73.5 Ken Anderson, Cincinnati vs. San Francisco, XVI (34-25)

**YARDS GAINED**

**Most Yards Gained, Career**

- 1,156 Kurt Warner, St. Louis-Arizona, 3 games
- 1,142 Joe Montana, San Francisco, 4 games
- 1,128 John Elway, Denver, 5 games

**Most Yards Gained, Game**

- 414 Kurt Warner, St. Louis vs. Tennessee, XXXIV
- 377 Kurt Warner, Arizona vs. Pittsburgh, XLIII
- 365 Kurt Warner, St. Louis vs. New England, XXXVI

**Longest Pass Completion**

- 85 Jake Delhomme (to Muhammad), Carolina vs. New England, XXXVIII (TD)
- 81 Brett Favre (to Freeman), Green Bay vs. New England, XXXI (TD)
- 80 Jim Plunkett (to King), Oakland vs. Philadelphia, XV (TD)
- Doug Williams (to Sanders), Washington vs. Denver, XXII (TD)
- John Elway (to R. Smith), Denver vs. Atlanta, XXXIII (TD)

**AVERAGE GAIN**

**Highest Average Gain, Career (40 attempts)**

- 11.10 Terry Bradshaw, Pittsburgh, 4 games (84-932)
- 9.62 Bart Starr, Green Bay, 2 games (47-452)
- 9.41 Jim Plunkett, Oakland-L.A. Raiders, 2 games (46-433)



# SUPER BOWL

## Highest Average Gain, Game (20 attempts)

- 14.71 Terry Bradshaw, Pittsburgh vs. Los Angeles, XIV (21-309)
- 12.80 Jim McMahon, Chicago vs. New England, XX (20-256)
- 12.43 Jim Plunkett, Oakland vs. Philadelphia, XV (21-261)

## TOUCHDOWNS

### Most Touchdown Passes, Career

- 11 Joe Montana, San Francisco, 4 games
- 9 Terry Bradshaw, Pittsburgh, 4 games
- 8 Roger Staubach, Dallas, 4 games

### Most Touchdown Passes, Game

- 6 Steve Young, San Francisco vs. San Diego, XXIX
- 5 Joe Montana, San Francisco vs. Denver, XXIV
- 4 Terry Bradshaw, Pittsburgh vs. Dallas, XIII
- Doug Williams, Washington vs. Denver, XXII
- Troy Aikman, Dallas vs. Buffalo, XXVII

## HAD INTERCEPTED

### Lowest Percentage, Passes Had Intercepted, Career (40 attempts)

- 0.00 Jim Plunkett, Oakland-L.A. Raiders, 2 games (46-0)
- Joe Montana, San Francisco, 4 games (122-0)
- 0.64 Tom Brady, New England, 4 games (156-1)
- 1.25 Troy Aikman, Dallas, 3 games (80-1)

### Most Attempts, Without Interception, Game

- 48 Tom Brady, New England vs. N.Y. Giants, XLII
- 45 Kurt Warner, St. Louis vs. Tennessee, XXXIV
- 36 Joe Montana, San Francisco vs. Cincinnati, XXIII
- Steve Young, San Francisco vs. San Diego, XXIX
- Steve McNair, Tennessee vs. St. Louis, XXXIV

### Most Passes Had Intercepted, Career

- 8 John Elway, Denver, 5 games
- 7 Craig Morton, Dallas-Denver, 2 games
- Jim Kelly, Buffalo, 4 games
- 6 Fran Tarkenton, Minnesota, 3 games

### Most Passes Had Intercepted, Game

- 5 Rich Gannon, Oakland vs. Tampa Bay, XXXVII
- 4 Craig Morton, Denver vs. Dallas, XII
- Jim Kelly, Buffalo vs. Washington, XXVI
- Drew Bledsoe, New England vs. Green Bay, XXXI
- Kerry Collins, N.Y. Giants vs. Baltimore, XXXV
- 3 By 11 players

## PASS RECEIVING

### RECEPTIONS

#### Most Receptions, Career

- 33 Jerry Rice, San Francisco-Oakland, 4 games
- 27 Andre Reed, Buffalo, 4 games
- 21 Deion Branch, New England, 2 games

#### Most Receptions, Game

- 11 Dan Ross, Cincinnati vs. San Francisco, XVI
- Jerry Rice, San Francisco vs. Cincinnati, XXIII
- Deion Branch, New England vs. Philadelphia, XXXIX
- Wes Welker, New England vs. N.Y. Giants, XLII
- 10 Tony Nathan, Miami vs. San Francisco, XIX
- Jerry Rice, San Francisco vs. San Diego, XXIX
- Andre Hastings, Pittsburgh vs. Dallas, XXX
- Deion Branch, New England vs. Carolina, XXXVIII
- Joseph Addai, Indianapolis vs. Chicago, XLI
- 9 Ricky Sanders, Washington vs. Denver, XXII
- Antonio Freeman, Green Bay vs. Denver, XXXII
- Terrell Owens, Philadelphia vs. New England, XXXIX
- Santonio Holmes, Pittsburgh vs. Arizona, XLIII

## YARDS GAINED

### Most Yards Gained, Career

- 589 Jerry Rice, San Francisco-Oakland, 4 games
- 364 Lynn Swann, Pittsburgh, 4 games
- 323 Andre Reed, Buffalo, 4 games

### Most Yards Gained, Game

- 215 Jerry Rice, San Francisco vs. Cincinnati, XXIII
- 193 Ricky Sanders, Washington vs. Denver, XXII
- 162 Isaac Bruce, St. Louis vs. Tennessee, XXXIV

### Longest Reception

- 85 Muhsin Muhammad (from Delhomme), Carolina vs. New England, XXXVIII
- 81 Antonio Freeman (from Favre), Green Bay vs. New England, XXXI (TD)
- 80 Kenny King (from Plunkett), Oakland vs. Philadelphia, XV (TD)
- Ricky Sanders (from Williams), Washington vs. Denver, XXII (TD)
- Rod Smith (from Elway), Denver vs. Atlanta, XXXIII

## AVERAGE GAIN

### Highest Average Gain, Career (8 receptions)

- 24.4 John Stallworth, Pittsburgh, 4 games (11-268)

23.4 Ricky Sanders, Washington, 2 games (10-234)

22.8 Lynn Swann, Pittsburgh, 4 games (16-364)

### Highest Average Gain, Game (3 receptions)

- 40.33 John Stallworth, Pittsburgh vs. Los Angeles, XIV (3-121)
- 40.25 Lynn Swann, Pittsburgh vs. Dallas, X (4-161)
- 38.33 John Stallworth, Pittsburgh vs. Dallas, XIII (3-115)

## TOUCHDOWNS

### Most Touchdowns, Career

- 8 Jerry Rice, San Francisco-Oakland, 4 games
- 3 John Stallworth, Pittsburgh, 4 games
- Lynn Swann, Pittsburgh, 4 games
- Cliff Branch, Oakland-L.A. Raiders, 3 games
- Antonio Freeman, Green Bay, 2 games
- 2 Max McGee, Green Bay, 2 games
- Bill Miller, Oakland, 1 game
- Butch Johnson, Dallas, 2 games
- Dan Ross, Cincinnati, 1 game
- Roger Craig, San Francisco, 3 games
- Ricky Sanders, Washington, 2 games
- John Taylor, San Francisco, 3 games
- Gary Clark, Washington, 2 games
- Don Beebe, Buffalo-Green Bay, 4 games
- Michael Irvin, Dallas, 3 games
- Ricky Watters, San Francisco, 1 game
- Jay Novacek, Dallas, 3 games
- Keenan McCardell, Tampa Bay, 1 game
- Ricky Proehl, St. Louis-Carolina, 3 games
- David Givens, New England, 2 games
- Mike Vabel, New England, 4 games
- Muhsin Muhammad, Carolina-Chicago, 2 games
- Larry Fitzgerald, Arizona, 1 game

### Most Touchdowns, Game

- 3 Jerry Rice, San Francisco vs. Denver, XXIV; vs. San Diego, XXIX
- 2 Max McGee, Green Bay vs. Kansas City, I
- Bill Miller, Oakland vs. Green Bay, II
- John Stallworth, Pittsburgh vs. Dallas, XIII
- Cliff Branch, Oakland vs. Philadelphia, XV
- Dan Ross, Cincinnati vs. San Francisco, XVI
- Roger Craig, San Francisco vs. Miami, XIX
- Ricky Sanders, Washington vs. Denver, XXII
- Michael Irvin, Dallas vs. Buffalo, XXVII
- Ricky Watters, San Francisco vs. San Diego, XXIX
- Antonio Freeman, Green Bay vs. Denver, XXXII
- Keenan McCardell, Tampa Bay vs. Oakland, XXXVII
- Larry Fitzgerald, Arizona vs. Pittsburgh, XLIII

## INTERCEPTIONS BY

### Most Interceptions By, Career

- 3 Chuck Howley, Dallas, 2 games
- Rod Martin, Oakland-L.A. Raiders, 2 games
- Larry Brown, Dallas, 3 games
- 2 Randy Beverly, N.Y. Jets, 1 game
- Jake Scott, Miami, 3 games
- Mike Wagner, Pittsburgh, 3 games
- Mel Blount, Pittsburgh, 4 games
- Eric Wright, San Francisco, 4 games
- Barry Wilburn, Washington, 1 game
- Brad Edwards, Washington, 1 game
- Thomas Everett, Dallas, 2 games
- James Washington, Dallas, 2 games
- Darrien Gordon, San Diego-Denver-Oakland, 4 games
- Dexter Jackson, Tampa Bay, 1 game
- Dwight Smith, Tampa Bay, 1 game
- Rodney Harrison, San Diego-New England, 4 games

### Most Interceptions By, Game

- 3 Rod Martin, Oakland vs. Philadelphia, XV
- 2 Randy Beverly, N.Y. Jets vs. Baltimore, III
- Chuck Howley, Dallas vs. Baltimore, V
- Jake Scott, Miami vs. Washington, VII
- Barry Wilburn, Washington vs. Denver, XXII
- Brad Edwards, Washington vs. Buffalo, XXVI
- Thomas Everett, Dallas vs. Buffalo, XXVII
- Larry Brown, Dallas vs. Pittsburgh, XXX
- Darrien Gordon, Denver vs. Atlanta, XXXIII
- Dexter Jackson, Tampa Bay vs. Oakland, XXXVII
- Dwight Smith, Tampa Bay vs. Oakland, XXXVII
- Rodney Harrison, New England vs. Philadelphia, XXXIX

## YARDS GAINED

### Most Yards Gained, Career

- 108 Darrien Gordon, San Diego-Denver-Oakland, 4 games

- 100 James Harrison, Pittsburgh vs. Arizona, XLIII
- 94 Dwight Smith, Tampa Bay, 1 game

**Most Yards Gained, Game**

- 108 Darrien Gordon, Denver vs. Atlanta, XXXIII
- 100 James Harrison, Pittsburgh vs. Arizona, XLIII
- 94 Dwight Smith, Tampa Bay vs. Oakland, XXXVII

**Longest Return**

- 100 James Harrison, Pittsburgh vs. Arizona, XLIII
- 76 Kelly Herndon, Seattle vs. Pittsburgh, XL
- 75 Willie Brown, Oakland vs. Minnesota, XI (TD)

**TOUCHDOWNS**

**Most Touchdowns, Game**

- 2 Dwight Smith, Tampa Bay vs. Oakland, XXXVII
- 1 Herb Adderley, Green Bay vs. Oakland, II
- Willie Brown, Oakland vs. Minnesota, XI
- Jack Squirek, L.A. Raiders vs. Washington, XVIII
- Reggie Phillips, Chicago vs. New England, XX
- Duane Starks, Baltimore vs. N.Y. Giants, XXXV
- Ty Law, New England vs. St. Louis, XXXVI
- Derrick Brooks, Tampa Bay vs. Oakland, XXXVII
- Kelvin Hayden, Indianapolis vs. Chicago, XLI
- James Harrison, Pittsburgh vs. Arizona, XLIII

**PUNTING**

**Most Punts, Career**

- 17 Mike Eischeid, Oakland-Minnesota, 3 games
- Mike Horan, Denver-St. Louis, 4 games
- 16 Brad Maynard, N.Y. Giants-Chicago, 2 games
- 15 Larry Seiple, Miami, 3 games

**Most Punts, Game**

- 11 Brad Maynard, N.Y. Giants vs. Baltimore, XXXV
- 10 Kyle Richardson, Baltimore vs. N.Y. Giants, XXXV
- 9 Ron Widby, Dallas vs. Baltimore, V

**Longest Punt**

- 63 Lee Johnson, Cincinnati vs. San Francisco, XXIII
- 62 Rich Camarillo, New England vs. Chicago, XX
- 61 Jerrel Wilson, Kansas City vs. Green Bay, I

**AVERAGE YARDAGE**

**Highest Average, Punting, Career (10 punts)**

- 46.5 Jerrel Wilson, Kansas City, 2 games (11-511)
- 43.8 Tom Rouen, Denver-Seattle, 3 games (11-482)
- 43.0 Kyle Richardson, Baltimore, 1 game (10-430)
- Tom Tupa, New England-Tampa Bay, 2 games (12-516)

**Highest Average, Punting, Game (4 punts)**

- 50.2 Tom Rouen, Seattle vs. Pittsburgh, XL (6-301)
- 48.8 Bryan Wagner, San Diego vs. San Francisco, XXIX (4-195)
- 48.7 Chris Gardocki, Pittsburgh vs. Seattle, XL (6-292)

**PUNT RETURNS**

**Most Punt Returns, Career**

- 8 Troy Brown, New England, 3 games
- 6 Willie Wood, Green Bay, 2 games
- Jake Scott, Miami, 3 games
- Theo Bell, Pittsburgh, 2 games
- Mike Nelms, Washington, 1 game
- John Taylor, San Francisco, 3 games
- Desmond Howard, Green Bay, 1 game
- David Meggett, N.Y. Giants-New England, 2 games
- Darrien Gordon, San Diego-Denver-Oakland, 4 games
- 5 Dana McLemore, San Francisco, 1 game

**Most Punt Returns, Game**

- 6 Mike Nelms, Washington vs. Miami, XVII
- Desmond Howard, Green Bay vs. New England, XXXI
- 5 Willie Wood, Green Bay vs. Oakland, II
- Dana McLemore, San Francisco vs. Miami, XIX
- 4 By nine players

**Most Fair Catches, Game**

- 4 Jermaine Lewis, Baltimore vs. N.Y. Giants, XXXV
- Karl Williams, Tampa Bay vs. Oakland, XXXVII
- 3 Ron Gardin, Baltimore vs. Dallas, V
- Golden Richards, Dallas vs. Pittsburgh, X
- Greg Pruitt, L.A. Raiders vs. Washington, XVIII
- Al Edwards, Buffalo vs. N.Y. Giants, XXV
- David Meggett, N.Y. Giants vs. Buffalo, XXV

**YARDS GAINED**

**Most Yards Gained, Career**

- 94 John Taylor, San Francisco, 3 games
- 90 Desmond Howard, Green Bay, 1 game
- 67 David Meggett, N.Y. Giants-New England, 2 games

**Most Yards Gained, Game**

- 90 Desmond Howard, Green Bay vs. New England, XXXI
- 56 John Taylor, San Francisco vs. Cincinnati, XXIII
- 52 Mike Nelms, Washington vs. Miami, XXII

**Longest Return**

- 45 John Taylor, San Francisco vs. Cincinnati, XXIII
- 34 Darrell Green, Washington vs. L.A. Raiders, XVII
- Desmond Howard, Green Bay vs. New England, XXXI
- Jermaine Lewis, Baltimore vs. N.Y. Giants, XXXV
- Steve Breaston, Arizona vs. Pittsburgh, XLIII
- 32 Desmond Howard, Green Bay vs. New England, XXXI

**AVERAGE YARDAGE**

**Highest Average, Career (4 returns)**

- 15.7 John Taylor, San Francisco, 3 games (6-94)
- 15.0 Desmond Howard, Green Bay, 1 game (6-90)
- 11.2 David Meggett, N.Y. Giants-New England, 2 games (6-67)

**Highest Average, Game (3 returns)**

- 18.7 John Taylor, San Francisco vs. Cincinnati, XXIII (3-56)
- 15.0 Desmond Howard, Green Bay vs. New England, XXXI (6-90)
- 14.0 Terrence Wilkins, Indianapolis vs. Chicago, XLI (3-42)

**TOUCHDOWNS**

**Most Touchdowns, Game**

None

**KICKOFF RETURNS**

**Most Kickoff Returns, Career**

- 10 Ken Bell, Denver, 3 games
- 8 Larry Anderson, Pittsburgh, 2 games
- Fulton Walker, Miami, 2 games
- Andre Coleman, San Diego, 1 game
- Marcus Knight, Oakland, 1 game
- 7 Preston Pearson, Baltimore-Pittsburgh-Dallas, 5 games
- Stephen Starring, New England, 1 game
- David Meggett, N.Y. Giants-New England, 2 games

**Most Kickoff Returns, Game**

- 8 Andre Coleman, San Diego vs. San Francisco, XXIX
- Marcus Knight, Oakland vs. Tampa Bay, XXXVII
- 7 Stephen Starring, New England vs. Chicago, XX
- 6 Darren Carrington, Denver vs. San Francisco, XXIV
- Antonio Freeman, Green Bay vs. Denver, XXXII
- Ron Dixon, N.Y. Giants vs. Baltimore, XXXV

**YARDS GAINED**

**Most Yards Gained, Career**

- 283 Fulton Walker, Miami, 2 games
- 244 Andre Coleman, San Diego, 1 game
- 210 Tim Dwight, Atlanta, 1 game

**Most Yards Gained, Game**

- 244 Andre Coleman, San Diego vs. San Francisco, XXIX
- 210 Tim Dwight, Atlanta vs. Denver, XXXIII
- 190 Fulton Walker, Miami vs. Washington, XVII

**Longest Return**

- 99 Desmond Howard, Green Bay vs. New England, XXXI (TD)
- 98 Fulton Walker, Miami vs. Washington, XVII (TD)
- Andre Coleman, San Diego vs. San Francisco, XXIX (TD)
- 97 Ron Dixon, N.Y. Giants vs. Baltimore, XXXV (TD)

**AVERAGE YARDAGE**

**Highest Average, Career (4 returns)**

- 42.0 Tim Dwight, Atlanta, 1 game (5-210)
- 38.5 Desmond Howard, Green Bay, 1 game (4-154)
- 35.4 Fulton Walker, Miami, 2 games (8-283)

**Highest Average, Game (3 returns)**

- 47.5 Fulton Walker, Miami vs. Washington, XVII (4-190)
- 42.0 Tim Dwight, Atlanta vs. Denver, XXXIII (5-210)
- 38.5 Desmond Howard, Green Bay vs. New England, XXXI (4-154)

**TOUCHDOWNS**

**Most Touchdowns, Game**

- 1 Fulton Walker, Miami vs. Washington, XVII
- Stanford Jennings, Cincinnati vs. San Francisco, XXIII
- Andre Coleman, San Diego vs. San Francisco, XXIX
- Desmond Howard, Green Bay vs. New England, XXXI
- Tim Dwight, Atlanta vs. Denver, XXXIII
- Ron Dixon, N.Y. Giants vs. Baltimore, XXXV
- Jermaine Lewis, Baltimore vs. N.Y. Giants, XXXV
- Devin Hester, Chicago vs. Indianapolis, XLI

**FUMBLES**

**Most Fumbles, Career**

- 5 Roger Staubach, Dallas, 4 games
- 4 Jim Kelly, Buffalo, 4 games

# SUPER BOWL

- Kurt Warner, St. Louis-Arizona, 3 games
- 3 Franco Harris, Pittsburgh, 4 games
- Terry Bradshaw, Pittsburgh, 4 games
- John Elway, Denver, 5 games
- Frank Reich, Buffalo, 4 games
- Thurman Thomas, Buffalo, 4 games

## Most Fumbles, Game

- 3 Roger Staubach, Dallas vs. Pittsburgh, X
- Jim Kelly, Buffalo vs. Washington, XXVI
- Frank Reich, Buffalo vs. Dallas, XXVII
- 2 Franco Harris, Pittsburgh vs. Minnesota, IX
- Butch Johnson, Dallas vs. Denver, XII
- Terry Bradshaw, Pittsburgh vs. Dallas, XIII
- Joe Montana, San Francisco vs. Cincinnati, XXIII
- John Elway, Denver vs. San Francisco, XXIV
- Thurman Thomas, Buffalo vs. Dallas, XXVIII
- Rex Grossman, Chicago vs. Indianapolis, XLI
- Eli Manning, N.Y. Giants vs. New England, XLII
- Kurt Warner, Arizona vs. Pittsburgh, XLIII

## RECOVERIES

### Most Fumbles Recovered, Career

- 2 Jake Scott, Miami, 3 games (1 own, 1 opp)
- Fran Tarkenton, Minnesota, 3 games (2 own)
- Franco Harris, Pittsburgh, 4 games (2 own)
- Roger Staubach, Dallas, 4 games (2 own)
- Bobby Walden, Pittsburgh, 2 games (2 own)
- John Fitzgerald, Dallas, 4 games (2 own)
- Randy Hughes, Dallas, 3 games (2 opp)
- Butch Johnson, Dallas, 2 games (2 own)
- Mike Singletary, Chicago, 1 game (2 opp)
- John Elway, Denver, 5 games (2 own)
- Jimmie Jones, Dallas, 2 games (2 opp)
- Kenneth Davis, Buffalo, 4 games (2 own)
- Kurt Warner, St. Louis-Arizona, 3 games (2 own)

### Most Fumbles Recovered, Game

- 2 Jake Scott, Miami vs. Minnesota, VIII (1 own, 1 opp)
- Roger Staubach, Dallas vs. Pittsburgh, X (2 own)
- Randy Hughes, Dallas vs. Denver, XII (2 opp)
- Butch Johnson, Dallas vs. Denver, XII (2 own)
- Mike Singletary, Chicago vs. New England, XX (2 opp)
- Jimmie Jones, Dallas vs. Buffalo, XXVII (2 opp)

## YARDS GAINED

### Most Yards Gained, Game

- 64 Leon Lett, Dallas vs. Buffalo, XXVII (opp)
- 49 Mike Bass, Washington vs. Miami, VII (opp)
- 46 James Washington, Dallas vs. Buffalo, XXVIII (opp)

### Longest Return

- 64 Leon Lett, Dallas vs. Buffalo, XXVII
- 49 Mike Bass, Washington vs. Miami, VII (TD)
- 46 James Washington, Dallas vs. Buffalo, XXVIII (TD)

## TOUCHDOWNS

### Most Touchdowns, Game

- 1 Mike Bass, Washington vs. Miami, VII (opp 49 yds)
- Mike Hegman, Dallas vs. Pittsburgh, XIII (opp 37 yds)
- Jimmie Jones, Dallas vs. Buffalo, XXVII (opp 2 yds)
- Ken Norton, Dallas vs. Buffalo, XXVII (opp 9 yds)
- James Washington, Dallas vs. Buffalo, XXVIII (opp 46 yds)

## COMBINED NET YARDS GAINED

(Rushing, receiving, interception returns, punt returns, kickoff returns, and fumble returns)

### ATTEMPTS

#### Most Attempts, Career

- 108 Franco Harris, Pittsburgh, 4 games
- 81 Emmitt Smith, Dallas, 3 games
- 72 Roger Craig, San Francisco, 3 games
- Thurman Thomas, Buffalo, 4 games

#### Most Attempts, Game

- 39 John Riggins, Washington vs. Miami, XVII
- 35 Franco Harris, Pittsburgh vs. Minnesota, IX
- 34 Matt Snell, N.Y. Jets vs. Baltimore, III
- Emmitt Smith, Dallas vs. Buffalo, XXVIII

## YARDS GAINED

### Most Yards Gained, Career

- 604 Jerry Rice, San Francisco-Oakland, 4 games
- 468 Franco Harris, Pittsburgh, 4 games
- 410 Roger Craig, San Francisco, 3 games

### Most Yards Gained, Game

- 244 Andre Coleman, San Diego vs. San Francisco, XXIX
- Desmond Howard, Green Bay vs. New England, XXXI
- 235 Ricky Sanders, Washington vs. Denver, XXII

- 230 Antonio Freeman, Green Bay vs. Denver, XXXII

## SACKS

(Sacks have been compiled since Super Bowl XVII.)

### Most Sacks, Career

- 4.5 Charles Haley, San Francisco-Dallas, 5 games
- 3.0 Danny Stubbs, San Francisco, 2 games
- Leonard Marshall, N.Y. Giants, 2 games
- Jeff Wright, Buffalo, 4 games
- Reggie White, Green Bay, 2 games
- Willie McGinest, New England, 4 games
- Tedy Bruschi, New England, 5 games
- Mike Vrabel, New England, 4 games
- Darnell Dockett, Arizona, 1 game
- 2.5 Dexter Manley, Washington, 3 games
- Michael Strahan, N.Y. Giants, 2 games

### Most Sacks, Game

- 3.0 Reggie White, Green Bay vs. New England, XXXI
- Darnell Dockett, Arizona vs. Pittsburgh, XLIII
- 2.0 Dwaine Board, San Francisco vs. Miami, XIX
- Dennis Owens, New England vs. Chicago, XX
- Otis Wilson, Chicago vs. New England, XX
- Leonard Marshall, N.Y. Giants vs. Denver, XXI
- Alvin Walton, Washington vs. Denver, XXII
- Charles Haley, San Francisco vs. Cincinnati, XXIII
- Danny Stubbs, San Francisco vs. Denver, XXIV
- Jeff Wright, Buffalo vs. Dallas, XXVIII
- Raylee Johnson, San Diego vs. San Francisco, XXIX
- Chad Hennings, Dallas vs. Pittsburgh, XXX
- Tedy Bruschi, New England vs. Green Bay, XXXI
- Michael McCrary, Baltimore vs. N.Y. Giants, XXXV
- Simeon Rice, Tampa Bay vs. Oakland, XXXVII
- Mike Vrabel, New England vs. Carolina, XXXVIII
- Adalius Thomas, New England vs. N.Y. Giants, XLII
- Justin Tuck, N.Y. Giants vs. New England, XLII
- LaMarr Woodley, Pittsburgh vs. Arizona, XLIII

## TEAM RECORDS

## GAMES, VICTORIES, DEFEATS

### Most Games

- 8 Dallas, V-VI, X, XII-XIII, XXVII-XXXVIII, XXX
- 7 Pittsburgh, IX-X, XIII-XIV, XXX, XL, XLIII
- 6 Denver, XII, XXI-XXII, XXIV, XXXII-XXXIII
- New England, XX, XXXI, XXXVI, XXXVIII-XXXIX, XLII

### Most Consecutive Games

- 4 Buffalo, XXV-XXVIII
- 3 Miami, VI-VIII
- 2 Green Bay, I-II; XXXI-XXXII
- Dallas, V-VI; XII-XIII; XXVII-XXXVIII
- Minnesota, VIII-IX
- Pittsburgh, IX-X; XIII-XIV
- Washington, XVII-XVIII
- Denver, XXI-XXII; XXXII-XXXIII
- San Francisco XXIII-XXIV
- New England, XXXVIII-XXXIX

### Most Games Won

- 6 Pittsburgh, IX-X, XIII-XIV, XL, XLIII
- 5 San Francisco, XVI, XIX, XXIII-XXIV, XXIX
- Dallas, VI, XII, XXVII-XXVIII, XXX
- 3 Oakland/L.A. Raiders, XI, XV, XXVII
- Washington, XVII, XXII, XXVI
- Green Bay, I-II, XXXI
- New England, XXXVI, XXXVIII-XXXIX
- N.Y. Giants, XXI, XXV, XLII

### Most Consecutive Games Won

- 2 Green Bay, I-II
- Miami, VII-VIII
- Pittsburgh, IX-X, XIII-XIV
- San Francisco, XXIII-XXIV
- Dallas, XXVII-XXVIII
- Denver, XXXII-XXXIII
- New England, XXXVIII-XXXIX

### Most Games Lost

- 4 Minnesota, IV, VIII-IX, XI
- Denver, XII, XXI-XXII, XXIV
- Buffalo, XXV-XXVIII
- 3 Dallas, V, X, XIII
- Miami, VI, XVII, XIX
- New England, XX, XXXI, XLII
- 2 Washington, VII, XVIII
- Cincinnati, XVI, XXIII
- L.A./St. Louis Rams, XIV, XXXVI
- Oakland/L.A. Raiders, II, XXXVII



Philadelphia, XV, XXXIX

**Most Consecutive Games Lost**

- 4 Buffalo, XXV-XXVIII
- 2 Minnesota, VIII-IX
- Denver, XXI-XXII

**SCORING**

**Most Points, Game**

- 55 San Francisco vs. Denver, XXIV
- 52 Dallas vs. Buffalo, XXVII
- 49 San Francisco vs. San Diego, XXIX

**Fewest Points, Game**

- 3 Miami vs. Dallas, VI
- 6 Minnesota vs. Pittsburgh, IX
- 7 By five teams

**Most Points, Both Teams, Game**

- 75 San Francisco (49) vs. San Diego (26), XXIX
- 69 Dallas (52) vs. Buffalo (17), XXVII
- Tampa Bay (48) vs. Oakland (21), XXXVII
- 66 Pittsburgh (35) vs. Dallas (31), XIII

**Fewest Points, Both Teams, Game**

- 21 Washington (7) vs. Miami (14), VII
- 22 Minnesota (6) vs. Pittsburgh (16), IX
- 23 Baltimore (7) vs. N.Y. Jets (16), III

**Largest Margin of Victory, Game**

- 45 San Francisco vs. Denver, XXIV (55-10)
- 36 Chicago vs. New England, XX (46-10)
- 35 Dallas vs. Buffalo, XXVII (52-17)

**Most Points, Each Half**

- 1st: 35 Washington vs. Denver, XXII
- 2nd: 30 N.Y. Giants vs. Denver, XXI

**Most Points, Each Quarter**

- 1st: 14 Miami vs. Minnesota, VIII
- Oakland vs. Philadelphia, XV
- Dallas vs. Buffalo, XXVII
- San Francisco vs. San Diego, XXIX
- New England vs. Green Bay, XXXI
- Chicago vs. Indianapolis, XLI
- 2nd: 35 Washington vs. Denver, XXII
- 3rd: 21 Chicago vs. New England, XX
- 4th: 21 Dallas vs. Buffalo, XXVII

**Most Points, Both Teams, Each Half**

- 1st: 45 Washington (35) vs. Denver (10), XXII
- 2nd: 46 Tampa Bay (28) vs. Oakland (18), XXXVII

**Fewest Points, Both Teams, Each Half**

- 1st: 2 Minnesota (0) vs. Pittsburgh (2), IX
- 2nd: 7 Miami (0) vs. Washington (7), VII
- Denver (0) vs. Washington (7), XXII

**Most Points, Both Teams, Each Quarter**

- 1st: 24 New England (14) vs. Green Bay (10), XXXI
- 2nd: 35 Washington (35) vs. Denver (0), XXII
- 3rd: 24 Washington (14) vs. Buffalo (10), XXVI
- 4th: 37 Carolina (19) vs. New England (18), XXXVIII

**TOUCHDOWNS**

**Most Touchdowns, Game**

- 8 San Francisco vs. Denver, XXIV
- 7 Dallas vs. Buffalo, XXVII
- San Francisco vs. San Diego, XXIX
- 6 Washington vs. Denver, XXII
- Tampa Bay vs. Oakland, XXXVII

**Fewest Touchdowns, Game**

- 0 Miami vs. Dallas, VI
- 1 By 19 teams

**Most Touchdowns, Both Teams, Game**

- 10 San Francisco (7) vs. San Diego (3), XXIX
- 9 Pittsburgh (5) vs. Dallas (4), XIII
- San Francisco (8) vs. Denver (1), XXIV
- Dallas (7) vs. Buffalo (2), XXVII
- Tampa Bay (6) vs. Oakland (3), XXXVII
- 8 Carolina (4) vs. New England (4), XXXVIII

**Fewest Touchdowns, Both Teams, Game**

- 2 Baltimore (1) vs. N.Y. Jets (1), III
- 3 In six games

**POINTS AFTER TOUCHDOWN**

**Most (One-Point) Points After Touchdown, Game**

- 7 San Francisco vs. Denver, XXIV
- Dallas vs. Buffalo, XXVII
- San Francisco vs. San Diego, XXIX
- 6 Washington vs. Denver, XXII
- Tampa Bay vs. Oakland, XXXVII
- 5 Green Bay vs. Kansas City, I
- Pittsburgh vs. Dallas, XIII

- L.A. Raiders vs. Washington, XVIII
- San Francisco vs. Miami, XIX
- Chicago vs. New England, XX

**Most (One-Point) Points After Touchdown, Both Teams, Game**

- 9 Pittsburgh (5) vs. Dallas (4), XIII
- Dallas (7) vs. Buffalo (2), XXVII
- 8 San Francisco (7) vs. Denver (1), XXIV
- San Francisco (7) vs. San Diego (1), XXIX
- 7 Washington (6) vs. Denver (1), XXII
- Washington (4) vs. Buffalo (3), XXVI
- Denver (4) vs. Green Bay (3), XXXII

**Fewest (One-Point) Points After Touchdown, Both Teams, Game**

- 2 Baltimore (1) vs. N.Y. Jets (1), III
- Baltimore (1) vs. Dallas (1), V
- Minnesota (0) vs. Pittsburgh (2), IX

**Most Two-Point Conversions, Game**

- 2 San Diego vs. San Francisco, XXIX

**Most Two-Point Conversions, Both Teams, Game**

- 2 San Diego (2) vs. San Francisco (0), XXIX

**FIELD GOALS**

**Most Field Goals Attempted, Game**

- 5 N.Y. Jets vs. Baltimore, III
- Dallas vs. Denver, XII
- 4 Green Bay vs. Oakland, II
- Pittsburgh vs. Dallas, XX
- San Francisco vs. Cincinnati, XVI; XXIII
- Denver vs. N.Y. Giants, XXI
- Denver vs. Atlanta, XXXIII
- St. Louis vs. Tennessee, XXXIV
- Indianapolis vs. Chicago, XLI

**Most Field Goals Attempted, Both Teams, Game**

- 7 N.Y. Jets (5) vs. Baltimore (2), III
- San Francisco (4) vs. Cincinnati (3), XXIII
- St. Louis (4) vs. Tennessee (3), XXXIV
- Denver (4) vs. Atlanta (3), XXXIII
- 6 Dallas (5) vs. Denver (1), XII
- 5 Green Bay (4) vs. Oakland (1), II
- Pittsburgh (4) vs. Dallas (1), X
- Oakland (3) vs. Philadelphia (2), XV
- Denver (4) vs. N.Y. Giants (1), XXI
- Dallas (3) vs. Buffalo (2), XXVII
- Indianapolis (4) vs. Chicago (1), XLI

**Fewest Field Goals Attempted, Both Teams, Game**

- 1 Minnesota (0) vs. Miami (1), VIII
- San Francisco (0) vs. Denver (1), XXIV
- Philadelphia (0) vs. New England (1), XXXIX
- New England (0) vs. N.Y. Giants (1), XLII
- 2 Green Bay (0) vs. Kansas City (2), I
- Miami (1) vs. Washington (1), VII
- Minnesota (1) vs. Pittsburgh (1), IX
- Dallas (1) vs. Pittsburgh (1), XIII
- Dallas (1) vs. Buffalo (1), XXVII
- San Diego (1) vs. San Francisco (1), XXIX
- Denver (1) vs. Green Bay (1), XXXII
- Arizona (0) vs. Pittsburgh (2), XLIII

**Most Field Goals, Game**

- 4 Green Bay vs. Oakland, II
- San Francisco vs. Cincinnati, XVI
- 3 N.Y. Jets vs. Baltimore, III
- Kansas City vs. Minnesota, IV
- Miami vs. San Francisco, XIX
- Chicago vs. New England, XX
- Cincinnati vs. San Francisco, XXIII
- Washington vs. Buffalo, XXVI
- Dallas vs. Buffalo, XXVIII
- St. Louis vs. Tennessee, XXXIV
- Indianapolis vs. Chicago, XLI

**Most Field Goals, Both Teams, Game**

- 5 Cincinnati (3) vs. San Francisco (2), XXIII
- Dallas (3) vs. Buffalo (2), XXVIII
- 4 Green Bay (4) vs. Oakland (0), II
- San Francisco (4) vs. Cincinnati (0), XVI
- Miami (3) vs. San Francisco (1), XIX
- Chicago (3) vs. New England (1), XX
- Washington (3) vs. Buffalo (1), XXVI
- Atlanta (2) vs. Denver (2), XXXIII
- St. Louis (3) vs. Tennessee (1), XXXIV
- Indianapolis (3) vs. Chicago (1), XLI
- 3 In 13 games

**Fewest Field Goals, Both Teams, Game**

- 0 Miami vs. Washington, VII
- Pittsburgh vs. Minnesota, IX

# SUPER BOWL

- Green Bay (0) vs. Kansas City (1), I
- Minnesota (0) vs. Miami (1), VIII
- Pittsburgh (0) vs. Dallas (1), XIII
- Washington (0) vs. Denver (1), XXII
- San Francisco (0) vs. Denver (1), XXIV
- San Francisco (0) vs. San Diego (1), XXIX
- Philadelphia (0) vs. New England (1), XXXIX
- Pittsburgh (0) vs. Seattle (1), XL
- New England (0) vs. N.Y. Giants (1), XLII

## SAFETIES

### Most Safeties, Game

- Pittsburgh vs. Minnesota, IX; vs. Dallas, X
- Chicago vs. New England, XX
- N.Y. Giants vs. Denver, XXI
- Buffalo vs. N.Y. Giants, XXV
- Arizona vs. Pittsburgh, XLIII

## FIRST DOWNS

### Most First Downs, Game

- San Francisco vs. Miami, XIX
- New England vs. Carolina, XXXVIII
- San Francisco vs. Denver, XXIV
- San Francisco vs. San Diego, XXIX

### Fewest First Downs, Game

- Minnesota vs. Pittsburgh, IX
- Miami vs. Washington, XVII
- Dallas vs. Baltimore, V
- Miami vs. Dallas, VI
- Denver vs. Dallas, XII
- N.Y. Giants vs. Baltimore, XXXV
- Oakland vs. Tampa Bay, XXXVII
- Chicago vs. Indianapolis, XLI

### Most First Downs, Both Teams, Game

- San Francisco (31) vs. Miami (19), XIX
- Tennessee (27) vs. St. Louis (23), XXXIV
- Buffalo (25) vs. Washington (24), XXVI
- San Francisco (28) vs. San Diego (20), XXIX

### Fewest First Downs, Both Teams, Game

- Dallas (10) vs. Baltimore (14), V
- N.Y. Giants (11) vs. Baltimore (13), XXXV
- Minnesota (9) vs. Pittsburgh (17), IX
- Pittsburgh (13) vs. Dallas (14), X

## RUSHING

### Most First Downs, Rushing, Game

- San Francisco vs. Miami, XIX
- Dallas vs. Miami, VI
- Washington vs. Miami, XVII
- San Francisco vs. Denver, XXIV
- Denver vs. Green Bay, XXXII

### Fewest First Downs, Rushing, Game

- New England vs. Chicago, XX
- St. Louis vs. Tennessee, XXXIV
- Oakland vs. Tampa Bay, XXXVII
- Minnesota vs. Kansas City, IV; vs. Pittsburgh, IX; vs. Oakland, XI
- Pittsburgh vs. Dallas, XIII
- Miami vs. San Francisco, XIX
- N.Y. Giants vs. Baltimore, XXXV
- Arizona vs. Pittsburgh, XLIII
- Miami vs. Dallas, VI
- Philadelphia vs. Oakland, XV
- New England vs. Green Bay, XXXI
- Carolina vs. New England, XXXVIII
- Chicago vs. Indianapolis, XLI
- New England vs. N.Y. Giants, XLII

### Most First Downs, Rushing, Both Teams, Game

- Washington (14) vs. Miami (7), XVII
- Washington (13) vs. Denver (6), XXII
- San Francisco (14) vs. Denver (5), XXIV
- Dallas (15) vs. Miami (3), VI
- Miami (13) vs. Minnesota (5), VIII
- San Francisco (16) vs. Miami (2), XIX
- N.Y. Giants (10) vs. Buffalo (8), XXV
- Denver (14) vs. Green Bay (4), XXXII

### Fewest First Downs, Rushing, Both Teams, Game

- Arizona (2) vs. Pittsburgh (4), XLIII
- Oakland (1) vs. Tampa Bay (6), XXXVII
- New England (3) vs. N.Y. Giants (4), XLII
- Baltimore (4) vs. Dallas (4), V
- Pittsburgh (2) vs. Dallas (6), XIII
- N.Y. Giants (2) vs. Baltimore (6), XXXV

## PASSING

### Most First Downs, Passing, Game

- Arizona vs. Pittsburgh, XLIII
- New England vs. Carolina, XXXVIII
- Buffalo vs. Washington, XXVI
- St. Louis vs. Tennessee, XXXIV
- Philadelphia vs. New England, XXXIX

### Fewest First Downs, Passing, Game

- Denver vs. Dallas, XII
- Miami vs. Washington, XVII
- Miami vs. Minnesota, VIII

### Most First Downs, Passing, Both Teams, Game

- Miami (17) vs. San Francisco (15), XIX
- Philadelphia (18) vs. New England (14), XXXIX
- Arizona (20) vs. Pittsburgh (12), XLIII
- San Francisco (17) vs. San Diego (14), XXIX
- St. Louis (18) vs. Tennessee (13), XXXIV
- New England (19) vs. Carolina (12), XXXVIII
- Buffalo (18) vs. Washington (12), XXVI
- New England (17) vs. N.Y. Giants (13), XLII

### Fewest First Downs, Passing, Both Teams, Game

- Denver (1) vs. Dallas (8), XII
- Minnesota (5) vs. Pittsburgh (5), IX
- Dallas (5) vs. Baltimore (6), V
- Miami (2) vs. Washington (9), XVII

## PENALTY

### Most First Downs, Penalty, Game

- Baltimore vs. Dallas, V
- Miami vs. Minnesota, VIII
- Cincinnati vs. San Francisco, XVI
- Buffalo vs. Dallas, XXVII
- St. Louis vs. Tennessee, XXXIV
- Pittsburgh vs. Arizona, XLIII
- Kansas City vs. Minnesota, IV
- Minnesota vs. Oakland, XI
- Buffalo vs. Washington, XXVI
- Green Bay vs. Denver, XXXII
- N.Y. Giants vs. Baltimore, XXXV
- St. Louis vs. New England, XXXVI
- Tampa Bay vs. Oakland, XXXVII
- New England vs. Carolina, XXXVIII

### Most First Downs, Penalty, Both Teams, Game

- Cincinnati (4) vs. San Francisco (2), XVI
- St. Louis (4) vs. Tennessee (2), XXXIV
- Baltimore (4) vs. Dallas (1), V
- Miami (4) vs. Minnesota (1), VIII
- Buffalo (3) vs. Washington (2), XXVI
- Green Bay (3) vs. Denver (2), XXXII
- New England (3) vs. Carolina (2), XXXVIII
- Pittsburgh (4) vs. Arizona (1), XLIII
- Kansas City (3) vs. Minnesota (1), IV
- Buffalo (4) vs. Dallas (0), XXVII
- N.Y. Giants (3) vs. Baltimore (1), XXXV
- St. Louis (3) vs. New England (1), XXXVI
- Tampa Bay (3) vs. Oakland (1), XXXVII

### Fewest First Downs, Penalty, Both Teams, Game

- Dallas vs. Miami, VI
- Miami vs. Washington, VII
- Dallas vs. Pittsburgh, X
- Miami vs. San Francisco, XIX
- Pittsburgh vs. Seattle, XL
- Green Bay (0) vs. Kansas City (1), I
- Miami (0) vs. Washington (1), XVII
- Cincinnati (0) vs. San Francisco (1), XXII
- San Francisco (0) vs. Denver (1), XXIV
- Dallas (0) vs. Buffalo (1), XXVIII
- Dallas (0) vs. Pittsburgh (1), XXX
- Denver (0) vs. Atlanta (1), XXXIII
- Chicago (0) vs. Indianapolis (1), XLI

## NET YARDS GAINED RUSHING AND PASSING

### Most Yards Gained, Game

- Washington vs. Denver, XXII
- San Francisco vs. Miami, XIX
- New England vs. Carolina, XXXVIII

### Fewest Yards Gained, Game

- Minnesota vs. Pittsburgh, IX
- New England vs. Chicago, XX
- N.Y. Giants vs. Baltimore, XXXV

### Most Yards Gained, Both Teams, Game

- Washington (602) vs. Denver (327), XXII

- 868 New England (481) vs. Carolina (387), XXXVIII
- 851 San Francisco (537) vs. Miami (314), XIX
- Fewest Yards Gained, Both Teams, Game**
- 396 N.Y. Giants (152) vs. Baltimore (244), XXXV
- 452 Minnesota (119) vs. Pittsburgh (333), IX
- 481 Washington (228) vs. Miami (253), VII
- Denver (156) vs. Dallas (325), XII

**RUSHING ATTEMPTS**

**Most Attempts, Game**

- 57 Pittsburgh vs. Minnesota, IX
- 53 Miami vs. Minnesota, VIII
- 52 Oakland vs. Minnesota, XI
- Washington vs. Miami, XVII

**Fewest Attempts, Game**

- 9 Miami vs. San Francisco, XIX
- 11 New England vs. Chicago, XX
- Oakland vs. Tampa Bay, XXXVII
- 12 Arizona vs. Pittsburgh, XLIII

**Most Attempts, Both Teams, Game**

- 81 Washington (52) vs. Miami (29), XVII
- 78 Pittsburgh (57) vs. Minnesota (21), IX
- Oakland (52) vs. Minnesota (26), XI
- 77 Miami (53) vs. Minnesota (24), VIII
- Pittsburgh (46) vs. Dallas (31), X

**Fewest Attempts, Both Teams, Game**

- 37 Arizona (12) vs. Pittsburgh (25), XLIII
- 42 New England (16) vs. N.Y. Giants (26), XLII
- 45 Philadelphia (17) vs. New England (28), XXXIX

**YARDS GAINED**

**Most Yards Gained, Game**

- 280 Washington vs. Denver, XXII
- 276 Washington vs. Miami, XVII
- 266 Oakland vs. Minnesota, XI

**Fewest Yards Gained, Game**

- 7 New England vs. Chicago, XX
- 17 Minnesota vs. Pittsburgh, IX
- 19 Oakland vs. Tampa Bay, XXXVII

**Most Yards Gained, Both Teams, Game**

- 377 Washington (280) vs. Denver (97), XXII
- 372 Washington (276) vs. Miami (96), XVII
- 338 N.Y. Giants (172) vs. Buffalo (166), XXV

**Fewest Yards Gained, Both Teams, Game**

- 91 Arizona (33) vs. Pittsburgh (58), XLIII
- 136 New England (45) vs. N.Y. Giants (91), XLII
- 157 Philadelphia (45) vs. New England (112), XXXIX

**AVERAGE GAIN**

**Highest Average Gain, Game**

- 7.00 L.A. Raiders vs. Washington, XVIII (33-231)
- Washington vs. Denver, XXII (40-280)
- 6.64 Buffalo vs. N.Y. Giants, XXV (25-166)
- 6.22 Baltimore vs. N.Y. Jets, III (23-143)

**Lowest Average Gain, Game**

- 0.64 New England vs. Chicago, XX (11-7)
- 0.81 Minnesota vs. Pittsburgh, IX (21-17)
- 1.73 Oakland vs. Tampa Bay, XXXVII (11-19)

**TOUCHDOWNS**

**Most Touchdowns, Game**

- 4 Chicago vs. New England, XX
- Denver vs. Green Bay, XXXII
- 3 Green Bay vs. Kansas City, I
- Miami vs. Minnesota, VIII
- San Francisco vs. Denver, XXIV
- Denver vs. Atlanta, XXXIII
- 2 Oakland vs. Minnesota, XI
- Pittsburgh vs. Los Angeles, XIV
- L.A. Raiders vs. Washington, XVIII
- San Francisco vs. Miami, XIX
- N.Y. Giants vs. Denver, XXI
- Washington vs. Denver, XXII; vs. Buffalo, XXVI
- Buffalo vs. N.Y. Giants, XXV
- Dallas vs. Buffalo, XXVIII; vs. Pittsburgh, XXX
- Tennessee vs. St. Louis, XXXIV
- Pittsburgh vs. Seattle, XL

**Fewest Touchdowns, Game**

- 0 By 29 teams

**Most Touchdowns, Both Teams, Game**

- 4 Miami (3) vs. Minnesota (1), VIII
- Chicago (4) vs. New England (0), XX
- San Francisco (3) vs. Denver (1), XXIV

- Denver (4) vs. Green Bay (0), XXXII
- 3 In nine games
- Fewest Touchdowns, Both Teams, Game**
- 0 Pittsburgh vs. Dallas, X
- Oakland vs. Philadelphia, XV
- Cincinnati vs. San Francisco, XXIII
- 1 In 14 games

**PASSING ATTEMPTS**

**Most Passes Attempted, Game**

- 59 Buffalo vs. Washington, XXVI
- 55 San Diego vs. San Francisco, XXIX
- 51 Philadelphia vs. New England, XXXIX

**Fewest Passes Attempted, Game**

- 7 Miami vs. Minnesota, VIII
- 11 Miami vs. Washington, VII
- 14 Pittsburgh vs. Minnesota, IX

**Most Passes Attempted, Both Teams, Game**

- 93 San Diego (55) vs. San Francisco (38), XXIX
- 92 Buffalo (59) vs. Washington (33), XXVI
- 85 Miami (50) vs. San Francisco (35), XIX

**Fewest Passes Attempted, Both Teams, Game**

- 35 Miami (7) vs. Minnesota (28), VIII
- 39 Miami (11) vs. Washington (28), VII
- 40 Pittsburgh (14) vs. Minnesota (26), IX
- Miami (17) vs. Washington (23), XVII

**COMPLETIONS**

**Most Passes Completed, Game**

- 32 New England vs. Carolina, XXXVIII
- 31 Buffalo vs. Dallas, XXVIII
- Arizona vs. Pittsburgh, XLIII
- 30 Philadelphia vs. New England, XXXIX

**Fewest Passes Completed, Game**

- 4 Miami vs. Washington, XVII
- 6 Miami vs. Minnesota, VIII
- 8 Miami vs. Washington, VII
- Denver vs. Dallas, XII

**Most Passes Completed, Both Teams, Game**

- 53 Miami (29) vs. San Francisco (24), XIX
- Philadelphia (30) vs. New England (23), XXXIX
- 52 San Diego (27) vs. San Francisco (25), XXIX
- Arizona (31) vs. Pittsburgh (21), XLIII

**Fewest Passes Completed, Both Teams, Game**

- 19 Miami (4) vs. Washington (15), XVII
- 20 Pittsburgh (9) vs. Minnesota (11), IX
- 22 Miami (8) vs. Washington (14), VII

**COMPLETION PERCENTAGE**

**Highest Completion Percentage, Game (20 attempts)**

- 88.0 N.Y. Giants vs. Denver, XXI (25-22)
- 75.0 San Francisco vs. Denver, XXIV (32-24)
- 73.5 Cincinnati vs. San Francisco, XVI (34-25)

**Lowest Completion Percentage, Game (20 attempts)**

- 32.0 Denver vs. Dallas, XII (25-8)
- 37.9 Denver vs. San Francisco, XXIV (29-11)
- 38.5 Denver vs. Washington, XXII (39-15)
- N.Y. Giants vs. Baltimore, XXXV (39-15)

**YARDS GAINED**

**Most Yards Gained, Game**

- 407 St. Louis vs. Tennessee, XXXIV
- 374 Arizona vs. Pittsburgh, XLIII
- 354 New England vs. Carolina, XXXVIII

**Fewest Yards Gained, Game**

- 35 Denver vs. Dallas, XII
- 63 Miami vs. Minnesota, VIII
- 69 Miami vs. Washington, VII

**Most Yards Gained, Both Teams, Game**

- 649 New England (354) vs. Carolina (295), XXXVIII
- 615 San Francisco (326) vs. Miami (289), XIX
- St. Louis (407) vs. Tennessee (208), XXXIV
- 608 Arizona (374) vs. Pittsburgh (234), XLIII

**Fewest Yards Gained, Both Teams, Game**

- 156 Miami (69) vs. Washington (87), VII
- 186 Pittsburgh (84) vs. Minnesota (102), IX
- 204 Miami (80) vs. Washington (124), XVII

**TIMES SACKED**

**Most Times Sacked, Game**

- 7 Dallas vs. Pittsburgh, X



# SUPER BOWL

- New England vs. Chicago, XX
- 6 Kansas City vs. Green Bay, I
- Washington vs. L.A. Raiders, XVIII
- Denver vs. San Francisco, XXIV
- 5 Dallas vs. Denver, XII; vs. Pittsburgh, XIII
- Cincinnati vs. San Francisco, XVI; XXIII
- Denver vs. Washington, XXII
- Buffalo vs. Washington, XXVI
- Green Bay vs. New England, XXXI
- New England vs. Green Bay, XXXI
- Oakland vs. Tampa Bay, XXXVII
- New England vs. N.Y. Giants, XLII

## Fewest Times Sacked, Game

- 0 Baltimore vs. N.Y. Jets, III; vs. Dallas, V
- Minnesota vs. Pittsburgh, IX
- Pittsburgh vs. Los Angeles, XIV
- Philadelphia vs. Oakland, XV
- Washington vs. Buffalo, XXVI
- Denver vs. Green Bay, XXXII; vs. Atlanta, XXXIII
- Tampa Bay vs. Oakland, XXXVII
- New England vs. Carolina, XXXVIII
- 1 By 16 teams

## Most Times Sacked, Both Teams, Game

- 10 New England (7) vs. Chicago (3), XX
- Green Bay (5) vs. New England (5), XXXI
- 9 Kansas City (6) vs. Green Bay (3), I
- Dallas (7) vs. Pittsburgh (2), X
- Dallas (5) vs. Denver (4), XII
- Dallas (5) vs. Pittsburgh (4), XIII
- Cincinnati (5) vs. San Francisco (4), XXIII
- 8 Washington (6) vs. L.A. Raiders (2), XVIII
- New England (5) vs. N.Y. Giants (3), XLII

## Fewest Times Sacked, Both Teams, Game

- 1 Philadelphia (0) vs. Oakland (1), XV
- Denver (0) vs. Green Bay (1), XXXII
- 2 Baltimore (0) vs. N.Y. Jets (2), III
- Baltimore (0) vs. Dallas (2), V
- Minnesota (0) vs. Pittsburgh (2), IX
- Denver (0) vs. Atlanta (2), XXXIII
- Chicago (1) vs. Indianapolis (1), XLI
- 3 In five games

## TOUCHDOWNS

### Most Touchdowns, Game

- 6 San Francisco vs. San Diego, XXIX
- 5 San Francisco vs. Denver, XXIV
- 4 Pittsburgh vs. Dallas, XIII
- Washington vs. Denver, XXII
- Dallas vs. Buffalo, XXVII

### Fewest Touchdowns, Game

- 0 By 19 teams

### Most Touchdowns, Both Teams, Game

- 7 Pittsburgh (4) vs. Dallas (3), XIII
- San Francisco (6) vs. San Diego (1), XXIX
- 6 Carolina (3) vs. New England (3), XXXVIII
- 5 Washington (4) vs. Denver (1), XXII
- San Francisco (5) vs. Denver (0), XXIV
- Dallas (4) vs. Buffalo (1), XXVII
- Philadelphia (3) vs. New England (2), XXXIX

### Fewest Touchdowns, Both Teams, Game

- 0 N.Y. Jets vs. Baltimore, III
- Miami vs. Minnesota, VIII
- Buffalo vs. Dallas, XXVIII
- 1 In seven games

## INTERCEPTIONS BY

### Most Interceptions By, Game

- 5 Tampa Bay vs. Oakland, XXXVII
- 4 N.Y. Jets vs. Baltimore, III
- Dallas vs. Denver, XII
- Washington vs. Buffalo, XXVI
- Dallas vs. Buffalo, XXVII
- Green Bay vs. New England, XXXI
- Baltimore vs. N.Y. Giants, XXXV
- 3 By 13 teams

### Most Interceptions By, Both Teams, Game

- 6 Baltimore (3) vs. Dallas (3), V
- Tampa Bay (5) vs. Oakland (1), XXXVII
- 5 Washington (4) vs. Buffalo (1), XXVI
- 4 In 10 games

### Fewest Interceptions By, Both Teams, Game

- 0 Buffalo vs. N.Y. Giants, XXV
- St. Louis vs. Tennessee, XXXIV
- 1 Oakland (0) vs. Green Bay (1), II

- Miami (0) vs. Dallas (1), VI
- Minnesota (0) vs. Miami (1), VIII
- N.Y. Giants (0) vs. Denver (1), XXI
- Cincinnati (0) vs. San Francisco (1), XXIII
- New England (0) vs. Carolina (1), XXXVIII
- N.Y. Giants (0) vs. New England (1), XLII

## YARDS GAINED

### Most Yards Gained, Game

- 172 Tampa Bay vs. Oakland, XXXVII
- 136 Denver vs. Atlanta, XXXIII
- 100 Pittsburgh vs. Arizona, XLIII

### Most Yards Gained, Both Teams, Game

- 184 Tampa Bay (172) vs. Oakland (12), XXXVII
- 137 Denver (136) vs. Atlanta (1), XXXIII
- 100 Seattle (76) vs. Pittsburgh (24), XL
- Indianapolis (94) vs. Chicago (6), XLI

## TOUCHDOWNS

### Most Touchdowns, Game

- 3 Tampa Bay vs. Oakland, XXXVII
- 1 Green Bay vs. Oakland, II
- Oakland vs. Minnesota, XI
- L.A. Raiders vs. Washington, XVIII
- Chicago vs. New England, XX
- Baltimore vs. N.Y. Giants, XXXV
- New England vs. St. Louis, XXXVI
- Indianapolis vs. Chicago, XLI
- Pittsburgh vs. Arizona, XLIII

## PUNTING

### Most Punts, Game

- 11 N.Y. Giants vs. Baltimore, XXXV
- 10 Baltimore vs. N.Y. Giants, XXXV
- 9 Dallas vs. Baltimore, V

### Fewest Punts, Game

- 1 Atlanta vs. Denver, XXXIII
- Denver vs. Atlanta, XXXIII
- 2 Pittsburgh vs. Los Angeles, XIV
- Denver vs. N.Y. Giants, XXI
- St. Louis vs. Tennessee, XXXIV
- 3 By 12 teams

### Most Punts, Both Teams, Game

- 21 N.Y. Giants (11) vs. Baltimore (10), XXXV
- 15 Washington (8) vs. L.A. Raiders (7), XVIII
- New England (8) vs. Green Bay (7), XXXI
- 13 Dallas (9) vs. Baltimore (4), V
- Pittsburgh (7) vs. Minnesota (6), IX

### Fewest Punts, Both Teams, Game

- 2 Atlanta (1) vs. Denver (1), XXXIII
- 5 Denver (2) vs. N.Y. Giants (3), XXI
- St. Louis (2) vs. Tennessee (3), XXXIV
- 6 Oakland (3) vs. Philadelphia (3), XV

## AVERAGE YARDAGE

### Highest Average, Game (4 punts)

- 50.17 Seattle vs. Pittsburgh, XL (6-301)
- 48.75 San Diego vs. San Francisco, XXIX (4-195)
- 48.67 Pittsburgh vs. Seattle, XL (6-292)

### Lowest Average, Game (4 punts)

- 31.00 Tampa Bay vs. Oakland, XXXVII (5-155)
- 31.20 Washington vs. Miami, VII (5-156)
- 32.38 Washington vs. L.A. Raiders, XVIII (8-259)

## PUNT RETURNS

### Most Punt Returns, Game

- 6 Washington vs. Miami, XVII
- Green Bay vs. New England, XXXI
- 5 By seven teams

### Fewest Punt Returns, Game

- 0 Minnesota vs. Miami, VIII
- Buffalo vs. N.Y. Giants, XXV
- Washington vs. Buffalo, XXVI
- Denver vs. Green Bay, XXXII
- Green Bay vs. Denver, XXXII
- Atlanta vs. Denver, XXXIII
- Denver vs. Atlanta, XXXIII
- 1 By 21 teams

### Most Punt Returns, Both Teams, Game

- 10 Green Bay (6) vs. New England (4), XXXI
- 9 Pittsburgh (5) vs. Minnesota (4), IX
- 8 Green Bay (5) vs. Oakland (3), II
- Baltimore (5) vs. Dallas (3), V
- Washington (6) vs. Miami (2), XVII

N.Y. Giants (5) vs. Baltimore (3), XXXV

**Fewest Punt Returns, Both Teams, Game**

- 0 Denver vs. Green Bay, XXXII  
Atlanta vs. Denver, XXXIII
- 2 Dallas (1) vs. Miami (1), VI  
Denver (1) vs. N.Y. Giants (1), XXI  
Buffalo (0) vs. N.Y. Giants (2), XXV  
Buffalo (1) vs. Dallas (1), XXVIII
- 3 Kansas City (1) vs. Minnesota (2), IV  
Minnesota (0) vs. Miami (3), VIII  
Washington (1) vs. Denver (2), XXII  
Washington (0) vs. Buffalo (3), XXVI  
Dallas (1) vs. Pittsburgh (2), XXX  
Tennessee (1) vs. St. Louis (2), XXXIV

**YARDS GAINED**

**Most Yards Gained, Game**

- 90 Green Bay vs. New England, XXXI
- 56 San Francisco vs. Cincinnati, XXIII
- 52 Washington vs. Miami, XVII

**Fewest Yards Gained, Game**

- 1 Dallas vs. Miami, VI  
Tennessee vs. St. Louis, XXXIV
- 0 By 12 teams

**Most Yards Gained, Both Teams, Game**

- 120 Green Bay (90) vs. New England (30), XXXI
- 80 N.Y. Giants (46) vs. Baltimore (34), XXXV
- 74 Washington (52) vs. Miami (22), XVII

**Fewest Yards Gained, Both Teams, Game**

- 0 Denver vs. Green Bay, XXXII  
Atlanta vs. Denver, XXXIII
- 7 Tennessee (-1) vs. St. Louis (8), XXXIV
- 9 Washington (0) vs. Buffalo (9), XXVI

**AVERAGE RETURN**

**Highest Average, Game (3 returns)**

- 18.7 San Francisco vs. Cincinnati, XXIII (3-56)
- 15.0 Green Bay vs. New England, XXXI (6-90)
- 14.0 Indianapolis vs. Chicago, XLI (3-42)

**TOUCHDOWNS**

**Most Touchdowns, Game**

None

**KICKOFF RETURNS**

**Most Kickoff Returns, Game**

- 9 Denver vs. San Francisco, XXIV  
Oakland vs. Tampa Bay, XXXVII
- 8 San Diego vs. San Francisco, XXIX
- 7 By eight teams

**Fewest Kickoff Returns, Game**

- 1 N.Y. Jets vs. Baltimore, III  
L.A. Raiders vs. Washington, XVIII  
Washington vs. Buffalo, XXVI
- 2 By 10 teams

**Most Kickoff Returns, Both Teams, Game**

- 13 Oakland (9) vs. Tampa Bay (4), XXXVII
- 12 Denver (9) vs. San Francisco (3), XXIV  
San Diego (8) vs. San Francisco (4), XXIX
- 11 Los Angeles (6) vs. Pittsburgh (5), XIV  
Miami (7) vs. San Francisco (4), XIX  
New England (7) vs. Chicago (4), XX  
Green Bay (6) vs. Denver (5), XXXII

**Fewest Kickoff Returns, Both Teams, Game**

- 5 N.Y. Jets (1) vs. Baltimore (4), III  
Miami (2) vs. Washington (3), VII  
Washington (1) vs. Buffalo (4), XXVI
- 6 In five games

**YARDS GAINED**

**Most Yards Gained, Game**

- 244 San Diego vs. San Francisco, XXIX
- 227 Atlanta vs. Denver, XXXIII
- 222 Miami vs. Washington, XVII

**Fewest Yards Gained, Game**

- 16 Washington vs. Buffalo, XXVI
- 17 L.A. Raiders vs. Washington, XVIII
- 25 N.Y. Jets vs. Baltimore, III

**Most Yards Gained, Both Teams, Game**

- 292 San Diego (244) vs. San Francisco (48), XXIX
- 289 Green Bay (154) vs. New England (135), XXXI
- 281 N.Y. Giants (170) vs. Baltimore (111), XXXV

**Fewest Yards Gained, Both Teams, Game**

- 78 Miami (33) vs. Washington (45), VII

82 Pittsburgh (32) vs. Minnesota (50), IX

92 San Francisco (40) vs. Cincinnati (52), XVI

**AVERAGE GAIN**

**Highest Average, Game (3 returns)**

- 44.0 Cincinnati vs. San Francisco, XXIII (3-132)
- 38.5 Green Bay vs. New England, XXXI (4-154)
- 37.0 Miami vs. Washington, XVII (6-222)

**TOUCHDOWNS**

**Most Touchdowns, Game**

- 1 Miami vs. Washington, XVII  
Cincinnati vs. San Francisco, XXIII  
San Diego vs. San Francisco, XXIX  
Green Bay vs. New England, XXXI  
Atlanta vs. Denver, XXXIII  
Baltimore vs. N.Y. Giants, XXXV  
N.Y. Giants vs. Baltimore, XXXV  
Chicago vs. Indianapolis, XLI

**Most Touchdowns, Both Teams, Game**

- 2 Baltimore (1) vs. N.Y. Giants (1), XXXV

**PENALTIES**

**Most Penalties, Game**

- 12 Dallas vs. Denver, XII  
Carolina vs. New England, XXXVIII
- 11 Arizona vs. Pittsburgh, XLIII
- 10 Dallas vs. Baltimore, V

**Fewest Penalties, Game**

- 0 Miami vs. Dallas, VI  
Pittsburgh vs. Dallas, X  
Denver vs. San Francisco, XXIV  
Atlanta vs. Denver, XXXIII
- 1 Green Bay vs. Oakland, II  
Miami vs. Minnesota, VIII; vs. San Francisco, XIX  
Buffalo vs. Dallas, XXVIII
- 2 By six teams

**Most Penalties, Both Teams, Game**

- 20 Dallas (12) vs. Denver (8), XII  
Carolina (12) vs. New England (8), XXXVIII
- 18 Arizona (11) vs. Pittsburgh (7), XLIII
- 16 Cincinnati (8) vs. San Francisco (8), XVI  
Green Bay (9) vs. Denver (7), XXXII

**Fewest Penalties, Both Teams, Game**

- 2 Pittsburgh (0) vs. Dallas (2), X
- 3 Miami (0) vs. Dallas (3), VI  
Miami (1) vs. San Francisco (2), XIX
- 4 Denver (0) vs. San Francisco (4), XXIV  
Atlanta (0) vs. Denver (4), XXXIII

**YARDS PENALIZED**

**Most Yards Penalized, Game**

- 133 Dallas vs. Baltimore, X
- 122 Pittsburgh vs. Minnesota, IX
- 106 Arizona vs. Pittsburgh, XLIII

**Fewest Yards Penalized, Game**

- 0 Miami vs. Dallas, VI  
Pittsburgh vs. Dallas, X  
Denver vs. San Francisco, XXIV  
Atlanta vs. Denver, XXXIII
- 4 Miami vs. Minnesota, VIII
- 10 Miami vs. San Francisco, XIX  
San Francisco vs. Miami, XIX  
Buffalo vs. Dallas, XXVIII

**Most Yards Penalized, Both Teams, Game**

- 164 Dallas (133) vs. Baltimore (31), V
- 162 Arizona (106) vs. Pittsburgh (56), XLIII
- 154 Dallas (94) vs. Denver (60), XII

**Fewest Yards Penalized, Both Teams, Game**

- 15 Miami (0) vs. Dallas (15), VI
- 20 Pittsburgh (0) vs. Dallas (20), X  
Miami (10) vs. San Francisco (10), XIX
- 38 Denver (0) vs. San Francisco (38), XXIV

**FUMBLES**

**Most Fumbles, Game**

- 8 Buffalo vs. Dallas, XXVII
- 6 Dallas vs. Denver, XII  
Buffalo vs. Washington, XXVI
- 5 Baltimore vs. Dallas, V

**Fewest Fumbles, Game**

0 By 20 teams

**Most Fumbles, Both Teams, Game**

- 12 Buffalo (8) vs. Dallas (4), XXVII

## SUPER BOWL

- 10 Dallas (6) vs. Denver (4), XII
- 8 Dallas (4) vs. Pittsburgh (4), X

### Fewest Fumbles, Both Teams, Game

- 0 Los Angeles vs. Pittsburgh, XIV  
Green Bay vs. New England, XXXI  
Pittsburgh vs. Seattle, XL
- 1 Oakland (0) vs. Minnesota (1), XI  
Oakland (0) vs. Philadelphia (1), XV  
Denver (0) vs. Washington (1), XXII  
N.Y. Giants (0) vs. Buffalo (1), XXV  
Denver (0) vs. Atlanta (1), XXXIII
- 2 In nine games

### Most Fumbles Lost, Game

- 5 Buffalo vs. Dallas, XXVII
- 4 Baltimore vs. Dallas, V  
Denver vs. Dallas, XII  
New England vs. Chicago, XX
- 3 Chicago vs. Indianapolis, XLI

### Most Fumbles Lost, Both Teams, Game

- 7 Buffalo (5) vs. Dallas (2), XXVII
- 6 Denver (4) vs. Dallas (2), XII  
New England (4) vs. Chicago (2), XX
- 5 Baltimore (4) vs. Dallas (1), V  
Chicago (3) vs. Indianapolis (2), XLI

### Fewest Fumbles Lost, Both Teams, Game

- 0 Green Bay vs. Kansas City, I  
Dallas vs. Pittsburgh, X  
Los Angeles vs. Pittsburgh, XIV  
Denver vs. N.Y. Giants, XXI; vs. Washington, XXII  
Buffalo vs. N.Y. Giants, XXV  
San Diego vs. San Francisco, XXIX  
Dallas vs. Pittsburgh, XXX  
Green Bay vs. New England, XXXI  
St. Louis vs. Tennessee, XXXIV  
Oakland vs. Tampa Bay, XXXVII  
Pittsburgh vs. Seattle, XL

### Most Fumbles Recovered, Game

- 8 Dallas vs. Denver, XII (4 own, 4 opp.)
- 6 Dallas vs. Buffalo, XXVII (1 own, 5 opp.)
- 5 Chicago vs. New England, XX (1 own, 4 opp.)

## TURNOVERS

(Number of times losing the ball on interceptions and fumbles.)

### Most Turnovers, Game

- 9 Buffalo vs. Dallas, XXVII
- 8 Denver vs. Dallas, XII
- 7 Baltimore vs. Dallas, V

### Fewest Turnovers, Game

- 0 Green Bay vs. Oakland, II  
Miami vs. Minnesota, VIII  
Pittsburgh vs. Dallas, X  
Oakland vs. Minnesota, XI; vs. Philadelphia, XV  
N.Y. Giants vs. Denver, XXI; vs. Buffalo, XXV  
San Francisco vs. Denver, XXIV; vs. San Diego, XXIX  
Buffalo vs. N.Y. Giants, XXV  
Dallas vs. Pittsburgh, XXX  
Green Bay vs. New England, XXXI  
St. Louis vs. Tennessee, XXXIV  
Tennessee vs. St. Louis, XXXIV  
Baltimore vs. N.Y. Giants, XXXV  
New England vs. St. Louis, XXXVI
- 1 By many teams

### Most Turnovers, Both Teams, Game

- 11 Baltimore (7) vs. Dallas (4), V  
Buffalo (9) vs. Dallas (2), XXVII
- 10 Denver (8) vs. Dallas (2), XII
- 8 New England (6) vs. Chicago (2), XX  
Chicago (5) vs. Indianapolis (3), XLI

### Fewest Turnovers, Both Teams, Game

- 0 Buffalo vs. N.Y. Giants, XXV  
St. Louis vs. Tennessee, XXXIV
- 1 N.Y. Giants (0) vs. Denver (1), XXI
- 2 Green Bay (1) vs. Kansas City (1), I  
Miami (0) vs. Minnesota (2), VIII  
Cincinnati (1) vs. San Francisco (1), XXIII  
Carolina (1) vs. New England (1), XXXVIII  
New England (1) vs. N.Y. Giants (1), XLII



**PLAYERS WHO HAVE WON SUPER BOWLS WITH MORE THAN ONE TEAM (43)**

Adderley, Herb	CB	Green Bay Packers (I, II) and Dallas Cowboys (VI)
Bahr, Matt	K	Pittsburgh Steelers (XIV) and New York Giants (XXV)
Bailey, Robert	CB	Dallas Cowboys (XXX) and Baltimore Ravens (XXXV)
Burt, Jim	NT	New York Giants (XXI) and San Francisco 49ers (XXIV)
Cavanaugh, Matt	QB	San Francisco 49ers (XIX*) and New York Giants (XXV*)
Curry, Bill	C	Green Bay Packers (I) and Baltimore Colts (V)
Davis, Billy	WR	Dallas Cowboys (XXX) and Baltimore Ravens (XXXV)
Dent, Richard	DE	Chicago Bears (XX) and San Francisco 49ers (XXIX)
Dodge, Dedrick	S	San Francisco 49ers (XXIX*) and Denver Broncos (XXXII)
Duerson, Dave	S	Chicago Bears (XX) and New York Giants (XXV)
Fleming, Marv	TE	Green Bay Packers (I, II) and Miami Dolphins (VII, VIII)
Frederick, Andy	T	Dallas Cowboys (XII) and Chicago Bears (XX)
Ginn, Hubert	RB	Miami Dolphins (VII) and Oakland Raiders (XI)
Gregg, Forrest	T	Green Bay Packers (I, II) and Dallas Cowboys (VI*)
Haley, Charles	LB-DE	San Francisco 49ers (XXIII, XXIV) and Dallas Cowboys (XXVII, XXVIII)
Hendricks, Ted	LB	Baltimore Colts (V) and Oakland-Los Angeles Raiders (XI, XV, XVIII)
Hill, Kenny	S	Los Angeles Raiders (XVIII) and New York Giants (XXI)
Loville, Derek	RB	San Francisco 49ers (XXIX) and Denver Broncos (XXXII, XXXIII)
Mandich, Jim	TE	Miami Dolphins (VII, VIII) and Pittsburgh Steelers (XIII)
Mann, Charles	DE	Washington Redskins (XXII, XXVI) and San Francisco 49ers (XXIX)
Marshall, Wilbur	LB	Chicago Bears (XX) and Washington Redskins (XXVI)
McCaffrey, Ed	WR	San Francisco 49ers (XXIX) and Denver Broncos (XXXII, XXXIII)
McKyer, Tim	CB	San Francisco 49ers (XXIII, XXIV) and Denver Broncos (XXXII)
McMahon, Jim	QB	Chicago Bears (XX) and Green Bay Packers (XXXI*)
Millen, Matt	LB	Oakland-Los Angeles Raiders (XV, XVIII) and San Francisco 49ers (XXIV)
Morrall, Earl	QB	Baltimore Colts (III, V) and Miami Dolphins (VII, VIII)
Nash, Marcus	WR	Denver Broncos (XXXIII) and Baltimore Ravens (XXXV*)
Norton, Ken	LB	Dallas Cowboys (XXVII, XXVIII) and San Francisco 49ers (XXIX)
Oates, Bart	C	New York Giants (XXI, XXV) and San Francisco 49ers (XXIX)
Patterson, Elvis	CB	New York Giants (XXI) and Dallas Cowboys (XXVIII)
Pearson, Preston	RB	Pittsburgh Steelers (IX) and Dallas Cowboys (XII)
Reid, Dexter	S	New England Patriots (XXXIX) and Indianapolis Colts (XLI)
Richardson, Gloster	WR	Kansas City Chiefs (IV) and Dallas Cowboys (VI*)
Romanowski, Bill	LB	San Francisco 49ers (XXIII, XXIV) and Denver Broncos (XXXII, XXXIII)
Rutledge, Jeff	QB	New York Giants (XXI) and Washington Redskins (XXVI)
Sanders, Deion	CB	San Francisco 49ers (XXIX) and Dallas Cowboys (XXX)
Schlereth, Mark	G	Washington Redskins (XXVI) and Denver Broncos (XXXII, XXXIII)
Sharpe, Shannon	TE	Denver Broncos (XXXII, XXXIII) and Baltimore Ravens (XXXV)
Stalls, David	DE-DT	Dallas Cowboys (XII) and Los Angeles Raiders (XVIII)
Swayne, Harry	T	Denver Broncos (XXXII, XXXIII) and Baltimore Ravens (XXXV)
Timmerman, Adam	G	Green Bay Packers (XXXI) and St. Louis Rams (XXXIV)
Traylor, Keith	DT	Denver Broncos (XXXII, XXXIII) and New England Patriots (XXXIX)
Vinatieri, Adam	K	New England Patriots (XXXVI, XXXVII, XXXIX) and Indianapolis Colts (XLI)

**COACHES WHO HAVE WON SUPER BOWLS WITH MORE THAN ONE TEAM (22)**

Belichick, Bill	New York Giants (XXI, XXV) and New England Patriots (XXXVI, XXXVIII, XXXIX)
Crennel, Romeo	New York Giants (XXI, XXV) and New England Patriots (XXXVI, XXXVIII, XXXIX)
Ditka, Mike	Dallas Cowboys (XII) and Chicago Bears (XX)
Hanifan, Jim	Washington Redskins (XXVI) and St. Louis Rams (XXXIV)
Holmgren, Mike	San Francisco 49ers (XXIII, XXIV) and Green Bay Packers (XXXI)
Jackson, Milt	San Francisco 49ers (XVI) and Baltimore Ravens (XXXV)
Kubiak, Gary	San Francisco 49ers (XXIX) and Denver Broncos (XXXII, XXXIII)
Lewis, Sherman	San Francisco 49ers (XIX, XIII, XXIV) and Green Bay Packers (XXXI)
Moore, Tom	Pittsburgh Steelers (XIII, XIV) and Indianapolis Colts (XLI)
Pariani, Brian	San Francisco 49ers (XXIX) and Denver Broncos (XXXII, XXXIII)
Parker, Johnny	New York Giants (XXI, XXV) and Tampa Bay Buccaneers (XXXVII)
Paul, Markus	New England Patriots (XXXVI, XXXIX) and New York Giants (XLI)
Purnell, Russ	Baltimore Ravens (XXXV) and Indianapolis Colts (XLI)
Ryan, Buddy	New York Jets (III) and Chicago Bears (XX)
Shanahan, Mike	San Francisco 49ers (XXIX) and Denver Broncos (XXXII, XXXIII)
Stiles, Lynn	San Francisco 49ers (XXIII, XXIV) and St. Louis Rams (XXXIV)
Teerlinck, John	Denver Broncos (XXXII, XXXIII) and Indianapolis Colts (XLI)
Tomlin, Mike	Tampa Bay Buccaneers (XXXVII) and Pittsburgh Steelers (XLIII)
Weis, Charlie	New York Giants (XXV) and New England Patriots (XXXVI, XXXVIII, XXXIX)
Wilson, Kirby	Tampa Bay Buccaneers (XXXVII) and Pittsburgh Steelers (XLIII)
Woicik, Mike	Dallas Cowboys (XXVII, XXVIII, XXX) and New England Patriots (XXXVI, XXXVIII, XXXIX)
Zeman, Bob	Oakland Raiders (XI) and San Francisco 49ers (XXIV)

**PEOPLE WHO HAVE WON SUPER BOWLS AS BOTH A PLAYER AND COACH (15)**

Player	Coach
Board, Dwaine	San Francisco 49ers (XXIX)
Brown, Willie	Oakland-Los Angeles Raiders (XV, XVIII)
Cavanaugh, Matt	Baltimore Ravens (XXXV)
Ditka, Mike	Dallas Cowboys (XII) and Chicago Bears (XX)
Dungy, Tony	Indianapolis Colts (XLI)
Flores, Tom	Oakland-Los Angeles Raiders (XI, XV, XVIII)
Frazier, Leslie	Indianapolis Colts (XLI)
Grimm, Russ	Pittsburgh Steelers (XL)
Holmoe, Tom	San Francisco 49ers (XXIX)
Horton, Ray	Pittsburgh Steelers (XL, XLIII)
Johnson, Pepper	New England Patriots (XXXVI, XXXVIII, XXXIX)
Reeves, Dan**	Dallas Cowboys (VI, XII)
Shell, Art	Los Angeles Raiders (XVIII)
Sydney, Harry	Green Bay Packers (XXXI)
Thomas, Emmitt	Washington Redskins (XXII, XXVI)

\* Did not play; \*\* Reeves was a player-coach in VI

# SUPER BOWL

## WEEKS BETWEEN CONFERENCE CHAMPIONSHIP GAMES AND SUPER BOWL

SB Date	Teams	Wks
1/15/1967	Green Bay vs. Kansas City	2
1/14/1968	Green Bay vs. Oakland	2
1/12/1969	New York Jets vs. Baltimore	2
1/11/1970	Kansas City vs. Minnesota	1
1/17/1971	Baltimore vs. Dallas	2
1/16/1972	Dallas vs. Miami	2
1/14/1973	Miami vs. Washington	2
1/13/1974	Miami vs. Minnesota	2
1/12/1975	Pittsburgh vs. Minnesota	2
1/18/1976	Pittsburgh vs. Dallas	2
1/09/1977	Oakland vs. Minnesota	2
1/15/1978	Dallas vs. Denver	2
1/21/1979	Pittsburgh vs. Dallas	2
1/20/1980	Pittsburgh vs. Los Angeles	2
1/25/1981	Oakland vs. Philadelphia	2
1/24/1982	San Francisco vs. Cincinnati	2
1/30/1983	Washington vs. Miami	1
1/22/1984	L.A. Raiders vs. Washington	2
1/20/1985	San Francisco vs. Miami	2
1/26/1986	Chicago vs. New England	2
1/25/1987	New York Giants vs. Denver	2
1/31/1988	Washington vs. Denver	2
1/22/1989	San Francisco vs. Cincinnati	2
1/28/1990	San Francisco vs. Denver	2
1/27/1991	New York Giants vs. Buffalo	1
1/26/1992	Washington vs. Buffalo	2
1/31/1993	Dallas vs. Buffalo	2
1/30/1994	Dallas vs. Buffalo	1
1/29/1995	San Francisco vs. San Diego	2
1/28/1996	Dallas vs. Pittsburgh	2
1/26/1997	Green Bay vs. New England	2
1/25/1998	Denver vs. Green Bay	2
1/31/1999	Denver vs. Atlanta	2
1/30/2000	St. Louis vs. Tennessee	1
1/28/2001	Baltimore vs. New York Giants	2
2/03/2002	New England vs. St. Louis	1
1/26/2003	Tampa Bay vs. Oakland	1
2/01/2004	New England vs. Carolina	2
2/06/2005	New England vs. Philadelphia	2
2/05/2006	Pittsburgh vs. Seattle	2
2/04/2007	Indianapolis vs. Chicago	2
2/03/2008	New York Giants vs. New England	2
2/01/2009	Pittsburgh vs. Arizona	2

## SUPER BOWL HOST CITIES

South Florida.....	9
New Orleans.....	9
Los Angeles.....	7
Tampa Bay.....	4
San Diego.....	3
Arizona.....	2
Atlanta.....	2
Detroit.....	2
Houston.....	2
Jacksonville.....	1
Minneapolis.....	1
Stanford.....	1

## FUTURE SUPER BOWL SITES

Super Bowl XLIV.....	February 7, 2010
	Dolphin Stadium, South Florida
Super Bowl XLV.....	February 6, 2011
	Dallas Cowboys New Stadium, North Texas
Super Bowl XLVI.....	February 5, 2012
	Lucas Oil Stadium, Indianapolis, Indiana
Super Bowl XLVII.....	February 3, 2013*
	Louisiana Superdome, New Orleans, Louisiana

\* Tentative date

## COACHES RECORDS IN SUPER BOWL

Name	W	L	Pct.
Chuck Noll.....	4	0	1.000
Bill Walsh.....	3	0	1.000
Tom Flores.....	2	0	1.000
Jimmy Johnson.....	2	0	1.000
Vince Lombardi.....	2	0	1.000
George Seifert.....	2	0	1.000
Mike Shanahan.....	2	0	1.000
Brian Billick.....	1	0	1.000
Tom Coughlin.....	1	0	1.000
Mike Ditka.....	1	0	1.000
Tony Dungy.....	1	0	1.000
Weeb Ewbank.....	1	0	1.000
Jon Gruden.....	1	0	1.000
John Madden.....	1	0	1.000
Don McCafferty.....	1	0	1.000
Barry Switzer.....	1	0	1.000
Mike Tomlin.....	1	0	1.000
Bill Belichick.....	3	1	.750
Joe Gibbs.....	3	1	.750
Bill Parcells.....	2	1	.667
Bill Cowher.....	1	1	.500
Mike Holmgren.....	1	1	.500
Hank Stram.....	1	1	.500
Dick Vermeil.....	1	1	.500
Tom Landry.....	2	3	.400
Don Shula.....	2	4	.333
Mike Holmgren.....	1	2	.333
George Allen.....	0	1	.000
Raymond Berry.....	0	1	.000
Bill Callahan.....	0	1	.000
Jim Fassel.....	0	1	.000
Jeff Fisher.....	0	1	.000
John Fox.....	0	1	.000
Forrest Gregg.....	0	1	.000
Ray Malavasi.....	0	1	.000
Mike Martz.....	0	1	.000
Red Miller.....	0	1	.000
John Rauch.....	0	1	.000
Andy Reid.....	0	1	.000
Bobby Ross.....	0	1	.000
Lovie Smith.....	0	1	.000
Ken Whisenhunt.....	0	1	.000
Sam Wyche.....	0	1	.000
Bud Grant.....	0	4	.000
Marv Levy.....	0	4	.000
Dan Reeves.....	0	4	.000

## COACHES WHO LED TEAM TO SUPER BOWL IN FIRST SEASON WITH TEAM

Coach	Team	Season
Don McCafferty.....	Baltimore	1970
Red Miller.....	Denver	1977
George Seifert.....	San Francisco	1989
Jon Gruden.....	Tampa Bay	2002
Bill Callahan.....	Oakland	2002

## TOP 10 TELEVIEWED SPORTS EVENTS OF ALL TIME

(Based on A.C. Nielsen Figures)

Program	Date	Network	Share	Rating
Super Bowl XVI	1/24/1982	CBS	73%	49.1
Super Bowl XVII	1/30/1983	NBC	69%	48.6
Winter Olympics	2/23/1994	CBS	64%	48.5
Super Bowl XX	1/26/1986	NBC	70%	48.3
Super Bowl XII	1/15/1978	CBS	67%	47.2
Super Bowl XIII	1/21/1979	NBC	74%	47.1
Super Bowl XVIII	1/22/1984	CBS	71%	46.4
Super Bowl XIX	1/20/1985	ABC	63%	46.4
Super Bowl XIV	1/20/1980	CBS	67%	46.3
Super Bowl XXX	1/28/1996	NBC	68%	46.0

## TEN MOST-WATCHED TELEVISION PROGRAMS & ESTIMATED TOTAL NUMBER OF VIEWERS

(Based on A.C. Nielsen Figures)

Program	Date	Network	*Total Viewers
Super Bowl XLII	2/3/2008	FOX	148,300,000
Super Bowl XXXVIII	2/1/2004	CBS	144,400,000
Super Bowl XL	2/5/2006	ABC	141,400,000
Super Bowl XLI	2/4/2007	CBS	139,800,000
Super Bowl XXXVII	1/26/2003	ABC	138,900,000
Super Bowl XXX	1/28/1996	NBC	138,488,000
Super Bowl XXVIII	1/30/1994	NBC	134,800,000
Super Bowl XXXIX	2/06/2005	FOX	133,700,000
Super Bowl XXXII	1/25/1998	NBC	133,400,000
Super Bowl XXVII	1/31/1993	NBC	133,400,000

\*Watched some portion of the broadcast

**SUPER BOWL QUARTERBACKS JERSEY NUMBERS**

SB	Winning QB	Losing QB
I	Bart Starr – 15	Len Dawson – 16
II	Bart Starr – 15	Daryle Lamonica – 3
III	Joe Namath – 12	Earl Morrall – 15
IV	Len Dawson – 16	Joe Kapp – 11
V	Johnny Unitas – 19	Craig Morton – 14
VI	Roger Staubach – 12	Bob Griese – 12
VII	Bob Griese – 12	Billy Kilmer – 17
VIII	Bob Griese – 12	Fran Tarkenton – 10
IX	Terry Bradshaw – 12	Fran Tarkenton – 10
X	Terry Bradshaw – 12	Roger Staubach – 12
XI	Ken Stabler – 12	Fran Tarkenton – 10
XII	Roger Staubach – 12	Craig Morton – 7
XIII	Terry Bradshaw – 12	Roger Staubach – 12
XIV	Terry Bradshaw – 12	Vince Ferragamo – 15
XV	Jim Plunkett – 16	Ron Jaworski – 7
XVI	Joe Montana – 16	Ken Anderson – 14
XVII	Joe Theismann – 7	David Woodley 16
XVIII	Jim Plunkett – 16	Joe Theismann – 7
XIX	Joe Montana – 16	Dan Marino – 13
XX	Jim McMahon – 9	Tony Eason – 11
XXI	Phil Simms – 11	John Elway – 7
XXII	Doug Williams – 17	John Elway – 7
XXIII	Joe Montana – 16	Boomer Esiason – 7
XXIV	Joe Montana – 16	John Elway – 7
XXV	Jeff Hostetler – 15	Jim Kelly – 12
XXVI	Mark Rypien – 11	Jim Kelly – 12
XXVII	Troy Aikman – 8	Jim Kelly – 12
XXVIII	Troy Aikman – 8	Stan Humphries – 12
XXIX	Steve Young – 8	Neil O'Donnell – 14
XXX	Troy Aikman – 8	Drew Bledsoe – 11
XXXI	Brett Favre – 4	Brett Favre – 4
XXXII	John Elway – 7	Brett Favre – 4
XXXIII	John Elway – 7	Chris Chandler – 12
XXXIV	Kurt Warner – 13	Steve McNair – 9
XXXV	Trent Dilfer – 8	Kerry Collins – 5
XXXVI	Tom Brady – 12	Kurt Warner – 13
XXXVII	Brad Johnson – 14	Rich Gannon – 12
XXXVIII	Tom Brady – 12	Jake Delhomme – 17
XXXIX	Tom Brady – 12	Donovan McNabb – 5
XL	Ben Roethlisberger – 7	Matt Hasselbeck – 8
XLI	Peyton Manning – 18	Rex Grossman – 8
XLII	Eli Manning – 10	Tom Brady – 12
XLIII	Ben Roethlisberger – 7	Kurt Warner – 13

**QUARTERBACK RECORDS IN SUPER BOWL**

Name	W	L	Pct.
Terry Bradshaw.....	4	0	1.000
Joe Montana.....	4	0	1.000
Troy Aikman.....	3	0	1.000
Jim Plunkett.....	2	0	1.000
Ben Roethlisberger.....	2	0	1.000
Bart Starr.....	2	0	1.000
Trent Dilfer.....	1	0	1.000
Jeff Hostetler.....	1	0	1.000
Brad Johnson.....	1	0	1.000
Eli Manning.....	1	0	1.000
Peyton Manning.....	1	0	1.000
Jim McMahon.....	1	0	1.000
Joe Namath.....	1	0	1.000
Mark Rypien.....	1	0	1.000
Phil Simms.....	1	0	1.000
Ken Stabler.....	1	0	1.000
Johnny Unitas.....	1	0	1.000
Doug Williams.....	1	0	1.000
Steve Young.....	1	0	1.000
Tom Brady.....	3	1	.750
Bob Griese.....	2	1	.667
Len Dawson.....	1	1	.500
Brett Favre.....	1	1	.500
Roger Staubach.....	2	2	.500
Joe Theismann.....	1	1	.500
John Elway.....	2	3	.400
Kurt Warner.....	1	2	.333
Ken Anderson.....	0	1	.000
Drew Bledsoe.....	0	1	.000
Chris Chandler.....	0	1	.000
Kerry Collins.....	0	1	.000
Jake Delhomme.....	0	1	.000
Tony Eason.....	0	1	.000
Boomer Esiason.....	0	1	.000
Vince Ferragamo.....	0	1	.000
Rich Gannon.....	0	1	.000
Rex Grossman.....	0	1	.000
Matt Hasselbeck.....	0	1	.000
Stan Humphries.....	0	1	.000
Ron Jaworski.....	0	1	.000
Joe Kapp.....	0	1	.000
Billy Kilmer.....	0	1	.000
Daryle Lamonica.....	0	1	.000
Dan Marino.....	0	1	.000
Donovan McNabb.....	0	1	.000
Steve McNair.....	0	1	.000
Earl Morrall.....	0	1	.000
Neil O'Donnell.....	0	1	.000
David Woodley.....	0	1	.000
Craig Morton.....	0	2	.000
Fran Tarkenton.....	0	3	.000
Jim Kelly.....	0	4	.000

# SUPER BOWL

## TEAM THAT WON COIN TOSS AND GAME TIME TEMPERATURES

Super Bowl	Teams, Score	Team That Won Coin Toss*	Temperature at Kickoff
I	Green Bay 35, Kansas City 10	Packers	72°
II	Green Bay 33, Oakland 14	Raiders	68°
III	New York Jets 16, Baltimore 7	Jets	73°
IV	Kansas City 23, Minnesota 7	Vikings	61°
V	Baltimore 16, Dallas 13	Cowboys	70°
VI	Dallas 24, Miami 3	Dolphins	39°
VII	Miami 14, Washington 7	Dolphins	84°
VIII	Miami 24, Minnesota 7	Dolphins	50°
IX	Pittsburgh 16, Minnesota 6	Steelers	46°
X	Pittsburgh 21, Dallas 17	Cowboys	57°
XI	Oakland 32, Minnesota 14	Raiders	58°
XII	Dallas 27, Denver 10	Cowboys	70° (indoors)
XIII	Pittsburgh 35, Dallas 31	Cowboys	71°
XIV	Pittsburgh 31, Los Angeles Rams 19	Rams	67°
XV	Oakland 27, Philadelphia 10	Eagles	72° (indoors)
XVI	San Francisco 26, Cincinnati 21	49ers	72° (indoors)
XVII	Washington 27, Miami 17	Dolphins	61°
XVIII	Los Angeles Raiders 38, Washington 9	Raiders	68°
XIX	San Francisco 38, Miami 16	49ers	53°
XX	Chicago 46, New England 10	Bears	70° (indoors)
XXI	New York Giants 39, Denver 20	Broncos	76°
XXII	Washington 42, Denver 10	Redskins	61°
XXIII	San Francisco 20, Cincinnati 16	49ers	76°
XXIV	San Francisco 55, Denver 10	Broncos	72° (indoors)/67° (outdoors)
XXV	New York Giants 20, Buffalo 19	Bills	71°
XXVI	Washington 37, Buffalo 24	Redskins	73° (indoors)/26° (outdoors)
XXVII	Dallas 52, Buffalo 17	Bills	61°
XXVIII	Dallas 30, Buffalo 13	Cowboys	72° (indoors)/44° (outdoors)
XXIX	San Francisco 49, San Diego 26	49ers	76°
XXX	Dallas 27, Pittsburgh 17	Cowboys	68°
XXXI	Green Bay 35, New England 21	Patriots	67°
XXXII	Denver 31, Green Bay 24	Packers	67°
XXXIII	Denver 34, Atlanta 19	Falcons	73°
XXXIV	St. Louis 23, Tennessee 16	Rams	34° (outdoors)
XXXV	Baltimore 34, New York Giants 7	Giants	65°
XXXVI	New England 20, St. Louis 17	Rams	56° (outdoors)
XXXVII	Tampa Bay 48, Oakland 21	Buccaneers	81°
XXXVIII	New England 32, Carolina 29	Panthers	59° (outdoors) (roof closed)
XXXIX	New England 24, Philadelphia 21	Eagles	59°
XL	Pittsburgh 21, Seattle 10	Seahawks	68° (indoors)/30° (outdoors)
XLI	Indianapolis 29, Chicago 17	Bears	67°
XLII	New York Giants 17, New England 14	Giants	70° (indoors)/61° (outdoors)
XLIII	Pittsburgh 27, Arizona 23	Cardinals*	66°

\* Arizona (XLIII) is the only team to defer its choice to the second half. All other coin toss winners elected to receive.



**SUPER BOWL TAKEAWAYS/GIVEAWAYS**

Team	Takeaways			Giveaways			Net Diff.
	Int.	Fum.	Total	Int.	Fum.	Total	
Dallas Cowboys	17	19	36	8	8	16	20
San Francisco 49ers	10	4	14	0	4	4	10
Green Bay Packers	7	3	10	2	2	4	6
Baltimore Ravens	4	1	5	0	0	0	5
Kansas City Chiefs	4	2	6	2	0	2	4
New York Jets	4	1	5	0	1	1	4
Tampa Bay Buccaneers	5	0	5	1	0	1	4
Washington Redskins	9	5	14	9	1	10	4
Chicago Bears	3	6	9	2	5	7	2
Pittsburgh Steelers	10	5	15	10	4	14	1
Miami Dolphins	6	4	10	5	4	9	1
Oakland Raiders	8	3	11	6	4	10	1
Seattle Seahawks	2	0	2	1	0	1	1
Carolina Panthers	1	0	1	0	1	1	0
Tennessee Titans	0	0	0	0	0	0	0
Arizona Cardinals	1	0	1	1	1	2	-1
St. Louis Rams	3	0	3	3	1	4	-1
New England Patriots	6	5	11	7	6	13	-2
Atlanta Falcons	1	0	1	3	1	4	-3
Cincinnati Bengals	0	2	2	3	2	5	-3
San Diego Chargers	0	0	0	3	0	3	-3
New York Giants	1	1	2	5	1	6	-4
Indianapolis Colts	5	5	10	8	7	15	-5
Philadelphia Eagles	0	1	1	6	2	8	-7
Denver Broncos	5	5	10	12	7	19	-9
Minnesota Vikings	1	2	3	9	6	15	-12
Buffalo Bills	2	2	4	9	8	17	-13

Colts appeared in Super Bowl while located in Baltimore.  
 Rams totals include one game while located in Los Angeles.  
 Raiders totals include one game while located in Los Angeles.

**OLDEST INDIVIDUAL SUPER BOWL GAME RECORDS**

- Highest Average Gain, Rushing**  
 10.5 Tom Matte, Baltimore vs. NY Jets, III
- Highest Average Gain, Passing**  
 14.71 Terry Bradshaw, Pittsburgh vs. Los Angeles, XIV
- Highest Average Gain, Receptions**  
 40.33 John Stallworth, Pittsburgh vs. Los Angeles, XIV
- Most Interceptions By**  
 3 Rod Martin, Oakland vs. Philadelphia, XV
- Most Rushing Attempts**  
 38 John Riggins, Washington vs. Miami, XVII
- Highest Average Gain, Kickoff Returns**  
 47.5 Fulton Walker, Miami vs. Washington, XVII
- Most Combined Attempts**  
 39 John Riggins, Washington vs. Miami, XVII
- Highest Completion Percentage**  
 88.0 Phil Simms, N.Y. Giants vs. Denver, XXI
- Most Rushing Yards Gained**  
 204 Timmy Smith, Washington vs. Denver, XXII

**11 FATHERS AND SONS WHO HAVE REACHED THE SUPER BOWL**

- Father:** Julius Adams, DE, New England (XX)  
**Son:** Keith, LB, Philadelphia (XXXIX)
- Father:** Ross Browner, DE, Cincinnati (XVI)  
**Son:** Max Starks, T, Pittsburgh (XL)
- Father:** Frank Cornish, DT, Miami (VI)  
**Son:** Frank, C, Dallas (XXVII, XXVIII)
- Father:** Steve DeOssie, LB, N.Y. Giants (XXV)  
**Son:** Zak, LB, N.Y. Giants (XLII)
- Father:** Tony Dorsett, RB, Dallas (XII, XIII)  
**Son:** Anthony, CB, Tennessee (XXXIV); Oakland (XXXVII)
- Father:** Guy Frazier, LB, Cincinnati (XVI)  
**Son:** Andre, LB, Pittsburgh (XLIII)
- Father:** Bob Griese, QB, Miami (VI, VII, VIII)  
**Son:** Brian, QB, Denver (XXXIII)\*; Chicago (XL)\*
- Father:** Emery Moorehead, TE, Chicago (XX)  
**Son:** Aaron, WR, Indianapolis (XLI)
- Father:** Don Hasselbeck, TE, Los Angeles Raiders (XVIII)  
**Son:** Matt, QB, Seattle (XL)
- Father:** Mosi Tatupu, RB, New England (XX)  
**Son:** Lofa, LB, Seattle (XL)
- Father:** Manu Tuiaosopo, DT, San Francisco (XIX)  
**Son:** Marques, QB, Oakland (XXXVII)\*

\*Did not play

**20 SETS OF BROTHERS WHO HAVE REACHED THE SUPER BOWL**

- Chris (Raiders XV, XVIII) and Matt Bahr (Steelers XIV; Giants XXV)  
 Ronde (Buccaneers XXXVII) and Tiki Barber (Giants XXXV)  
 Glenn (Dolphins XVII, XIX) and Lyle Blackwood (Dolphins XVII, XIX)  
 Pete (Patriots XX) and Stan Brock (Chargers XXIX)  
 Ruben (Bears XLI) and Cornell Brown (Ravens XXXV)  
 Peter (Ravens XXXV) and Michael Boulware (Seahawks XL)  
 Zack (Raiders XXXVII) and Henri Crockett (Falcons XXXIII)  
 Kevin (Titans XXXIV; Panthers XXXVIII) and Andre Dyson (Seahawks XL)  
 Jim (49ers XXIII) and Keith Fahnhorst (49ers XVI, XIX)  
 Archie (Bengals XVI), Keith (Redskins XXII) and Ray Griffin (Bengals XVI)  
 Charley (Raiders XVIII) and John Hannah (Patriots XX)  
 Derrick (49ers XIX) and Ronnie Harmon (Chargers XXIX)  
 Brian (Patriots XXXVIII) and Todd Kinchen (Falcons XXXIII\*)  
 Eli (Giants XLII) and Peyton Manning (Colts XL)  
 Cle (Raiders XVIII) and Wilbert Montgomery (Eagles XV)  
 Gloster (Chiefs IV; Cowboys VI\*) and Willie Richardson (Colts III)  
 Darren (Packers XXXII) and Jamie Sharper (Ravens XXXV)  
 Bubba (Colts III, V) and Tody Smith (Cowboys VI)  
 Jeff (Dolphins XVII, XIX) and Loren Toews (Steelers IX, X, XIII, XIV)  
 Doug (Broncos XXIV) and Dave Widell (Falcons XXXIII\*)

\*Did not play

**OLDEST WINNING COACHES IN SUPER BOWL**

Name	Team	Super Bowl	Yrs.	Days
Dick Vermeil	St. Louis	XXXIV	63	92
Weeb Ewbank	New York Jets	III	61	251
Tom Coughlin	New York Giants	XLII	61	156
Barry Switzer	Dallas	XXX	58	115
Bill Walsh	San Francisco	XXIII	57	53

**YOUNGEST WINNING COACHES IN SUPER BOWL**

Name	Team	Super Bowl	Yrs.	Days
Mike Tomlin	Pittsburgh	XLIII	36	323
Jon Gruden	Tampa Bay	XXXVII	39	162
John Madden	Oakland	XI	40	274
Joe Gibbs	Washington	XVII	42	66
Chuck Noll	Pittsburgh	IX	43	7

**OLDEST TO PLAY IN A SUPER BOWL**

Name	Team	Super Bowl	Yrs.	Days
Jeff Feagles	New York Giants	XLII	41	333
Mike Horan	St. Louis	XXXIV	40	363
George Blanda	Oakland	II	40	119
Jerry Rice	Oakland	XXXVII	40	105
Lomas Brown	Tampa Bay	XXXVII	39	302

**YOUNGEST TO PLAY IN A SUPER BOWL**

Name	Team	Super Bowl	Yrs.	Days
Jamal Lewis	Baltimore	XXXV	21	155
Tony Hill	Dallas	XII	21	206
Derrick Harmon	San Francisco	XIX	21	269
Ahmad Bradshaw	New York Giants	XLII	21	321
Bob Stein	Kansas City	IV	21	354

# SUPER BOWL

## INDIVIDUAL LEADERS/SUPER BOWL

### Points

Jerry Rice	48
Adam Vinatieri	34
Emmitt Smith	30
Roger Craig	24
John Elway	24
Franco Harris	24
Thurman Thomas	24

### Field Goals

Adam Vinatieri	7
Ray Wersching	5
Don Chandler	4
Jim Turner	4
Uwe von Schamann	4
Jeff Wilkins	4

### Rushing Yards

Franco Harris	354
Larry Csonka	297
Emmitt Smith	289
Terrell Davis	259
John Riggins	230

### Pass Attempts

Tom Brady	156
John Elway	152
Jim Kelly	145
Kurt Warner	132
Joe Montana	122

### Passing Yards

Kurt Warner	1156
Joe Montana	1142
John Elway	1128
Tom Brady	1001
Terry Bradshaw	932

### Receptions

Jerry Rice	33
Andre Reed	27
Deion Branch	21
Roger Craig	20
Thurman Thomas	20

### Receiving TDs

Jerry Rice	8
Cliff Branch	3
Antonio Freeman	3
John Stallworth	3
Lynn Swann	3

### Sacks

Charles Haley	4.5
Danny Stubbs	3.0
Leonard Marshall	3.0
Tedy Bruschi	3.0
Willie McGinest	3.0
Mike Vrabel	3.0
Reggie White	3.0
Jeff Wright	3.0
Darnell Dockett	3.0

### Touchdowns

Jerry Rice	8
Emmitt Smith	5
Roger Craig	4
John Elway	4
Franco Harris	4
Thurman Thomas	4

### Rushes

Franco Harris	101
Emmitt Smith	70
John Riggins	64
Larry Csonka	57
Terrell Davis	55

### Rushing TDs

Emmitt Smith	5
John Elway	4
Franco Harris	4
Thurman Thomas	4
Terrell Davis	3

### Completions

Tom Brady	100
Joe Montana	83
Kurt Warner	83
Jim Kelly	81
John Elway	76

### TD Passes

Joe Montana	11
Terry Bradshaw	9
Roger Staubach	8
Tom Brady	7
Steve Young	6
Kurt Warner	6

### Reception Yards

Jerry Rice	589
Lynn Swann	364
Andre Reed	323
Deion Branch	276
John Stallworth	268

### Interceptions

Larry Brown	3
Chuck Howley	3
Rod Martin	3
13 tied	2

## HIGHEST SUPER BOWL PASSER RATINGS (MINIMUM: 40 ATTEMPTS)

Player	Games	Att.	Cmp.	Pct.	Yards	Avg. Gain	TD	Int.	Rating
Joe Montana	4	122	83	68.0	1,142	9.36	11	0	127.8
Jim Plunkett	2	46	29	63.0	433	9.41	4	0	122.8
Terry Bradshaw	4	84	49	58.3	932	11.10	9	4	112.8
Troy Aikman	3	80	56	70.0	689	8.61	5	1	111.9
Bart Starr	2	47	29	61.7	452	9.62	3	1	106.0
Brett Favre	2	69	39	56.5	502	7.28	5	1	97.6
Kurt Warner	3	132	83	62.9	1,156	8.76	6	3	96.7
Roger Staubach	4	98	61	62.2	734	7.49	8	4	95.4
Tom Brady	4	156	100	64.1	1,001	6.42	7	1	94.5
Len Dawson	2	44	28	63.6	353	8.02	2	2	84.8

## ALL-TIME SUPER BOWL RANKINGS OF PLAYERS IN FOUR CATEGORIES THAT DETERMINE NFL PASSER RATING

Minimum: 40 Attempts

### COMPLETION PERCENTAGE

	Pct.	Att.	Comp.
Troy Aikman	70.00	80	56
Joe Montana	68.03	122	83
Tom Brady	64.10	156	100
Len Dawson	63.64	44	28
Bob Griese	63.41	41	26
Jim Plunkett	63.04	46	29
Kurt Warner	62.88	132	83
Roger Staubach	62.24	98	61
Bart Starr	61.70	47	29
Donovan McNabb	58.82	51	30
Ben Roethlisberger	52.82	51	30

### AVERAGE YARDS PER PASS

	Avg.	Att.	Yards
Terry Bradshaw	11.10	84	932
Bart Starr	9.62	47	452
Jim Plunkett	9.41	46	433
Joe Montana	9.36	122	1,142
Kurt Warner	8.76	132	1,156
Troy Aikman	8.61	80	689
Len Dawson	8.02	44	353
Roger Staubach	7.49	98	734
Ben Roethlisberger	7.43	51	379
John Elway	7.42	152	1,128

### TOUCHDOWN PERCENTAGE

	Pct.	Att.	TD
Terry Bradshaw	10.71	84	9
Joe Montana	9.02	122	11
Jim Plunkett	8.70	46	4
Roger Staubach	8.16	98	8
Brett Favre	7.25	69	5
Bart Starr	6.38	47	3
Troy Aikman	6.25	80	5
Donovan McNabb	5.88	51	3
Kurt Warner	4.55	132	6
Len Dawson	4.55	44	2
Rich Gannon	4.55	44	2

### INTERCEPTION PERCENTAGE

	Pct.	Att.	Int.
Joe Montana	0.00	122	0
Jim Plunkett	0.00	46	0
Tom Brady	0.64	156	1
Troy Aikman	1.25	80	1
Brett Favre	1.45	69	1
Matt Hasselbeck	2.04	49	1
Bart Starr	2.13	47	1
Kurt Warner	2.23	132	3
Dan Marino	4.00	50	2
Stan Humphries	4.08	49	2
Roger Staubach	4.08	98	4

**GREATEST COMEBACKS IN SUPER BOWL HISTORY**

(Most Points Overcome To Win Game)

**FROM 10 POINTS BEHIND TO WIN**

January 31, 1988

**Washington** 0 35 0 7 — 42

**Denver** 10 0 0 0 — 10

Den — Nattiel 56 pass from Elway (Karlis kick)

Den — FG Karlis 24

Wash — Sanders 80 pass from D. Williams

(Haji-Sheikh kick)

Wash — Clark 27 pass from D. Williams

(Haji-Sheikh kick)

Wash — Smith 58 run (Haji-Sheikh kick)

Wash — Sanders 50 pass from D. Williams

(Haji-Sheikh kick)

Wash — Didier 8 pass from D. Williams

(Haji-Sheikh kick)

Wash — Smith 4 run (Haji-Sheikh kick)

**FROM 9 POINTS BEHIND TO WIN**

January 27, 1991

**Buffalo** 3 9 0 7 — 19

**New York Giants** 3 7 7 3 — 20

NYG — FG Bahr 28

Buff — FG Norwood 23

Buff — D. Smith 1 run (Norwood kick)

Buff — Safety, B. Smith sacked Hostetler in end zone

NYG — Baker 14 pass from Hostetler (Bahr kick)

NYG — Anderson 1 run (Bahr kick)

Buff — Thomas 31 run (Norwood kick)

NYG — FG Bahr 21

**FROM 8 POINTS BEHIND TO WIN**

February 4, 2007

**Indianapolis** 6 10 6 7 — 29

**Chicago** 14 0 3 0 — 17

Chi — Hester 92 kickoff return (Gould kick)

Ind — Wayne 53 pass from Manning

(mishandled hold)

Chi — Muhammad 4 pass from Grossman

(Gould kick)

Ind — FG Vinatieri 29

Ind — Rhodes 1 run (Vinatieri kick)

Ind — FG Vinatieri 24

Ind — FG Vinatieri 20

Chi — FG Gould 44

Ind — Hayden 56 interception return

(Vinatieri kick)

**FROM 7 POINTS BEHIND TO WIN**

January 17, 1971

**Baltimore** 0 6 0 10 — 16

**Dallas** 3 10 0 0 — 13

Dall — FG Clark 14

Dall — FG Clark 30

Balt — Mackey 75 pass from Unitas (kick blocked)

Dall — Thomas 7 pass from Morton (Clark kick)

Balt — Nowatzke 2 run (O'Brien kick)

Balt — FG O'Brien 32

**FROM 7 POINTS BEHIND TO WIN**

January 18, 1976

**Dallas** 7 3 0 7 — 17

**Pittsburgh** 7 0 0 14 — 21

Dall — D. Pearson 29 pass from Staubach

(Fritsch kick)

Pitt — Grossman 7 pass from Bradshaw

(Gerela kick)

Dall — FG Fritsch 36

Pitt — Safety, Harrison blocked Hoopes' punt

through end zone

Pitt — FG Gerela 36

Pitt — FG Gerela 18

Pitt — Swann 64 pass from Bradshaw (kick failed)

Dall — P. Howard 34 pass from Staubach

(Fritsch kick)

**FROM 7 POINTS BEHIND TO WIN**

January 21, 1979

**Pittsburgh** 7 14 0 14 — 35

**Dallas** 7 7 3 14 — 31

Pitt — Stallworth 28 pass from Bradshaw

(Gerela kick)

Dall — Hill 39 pass from Staubach (Septien kick)

Dall — Hegman 37 fumble recovery (Septien kick)

Pitt — Stallworth 75 pass from Bradshaw

(Gerela kick)

Pitt — Bleier 7 pass from Bradshaw (Gerela kick)

Dall — FG Septien 27

Pitt — Harris 22 run (Gerela kick)

Pitt — Swann 18 pass from Bradshaw (Gerela kick)

Dall — DuPree 7 pass from Staubach (Septien kick)

Dall — Johnson 4 pass from Staubach

(Septien kick)

**FROM 7 POINTS BEHIND TO WIN**

January 30, 1983

**Miami** 7 10 0 0 — 17

**Washington** 0 10 3 14 — 27

Mia — Cefalo 76 pass from Woodley

(von Schamann kick)

Wash — FG Moseley 31

Mia — FG von Schamann 20

Wash — Garrett 4 pass from Theismann

(Moseley kick)

Mia — Walker 98 kick return (von Schamann kick)

Wash — FG Moseley 20

Wash — Riggins 43 run (Moseley kick)

Wash — Brown 6 pass from Theismann

(Moseley kick)

**FROM 7 POINTS BEHIND TO WIN**

January 22, 1989

**Cincinnati** 0 3 10 3 — 16

**San Francisco** 3 0 3 14 — 20

SF — FG Cofer 41

Cin — FG Breech 34

Cin — FG Breech 43

SF — FG Cofer 32

Cin — Jennings 93 kick return (Breech kick)

SF — Rice 14 pass from Montana (Cofer kick)

Cin — FG Breech 40

SF — Taylor 10 pass from Montana (Cofer kick)

**FROM 7 POINTS BEHIND TO WIN**

January 31, 1993

**Buffalo** 7 3 7 0 — 17

**Dallas** 14 14 3 21 — 52

Buff — T. Thomas 2 run (Christie kick)

Dall — Novacek 23 pass from Aikman (Elliott kick)

Dall — J. Jones 2 fumble recovery (Elliott kick)

Buff — FG Christie 21

Dall — Irvin 19 pass from Aikman (Elliott kick)

Dall — Irvin 18 pass from Aikman (Elliott kick)

Dall — FG Elliott 20

Buff — Beebe 40 pass from Reich (Christie kick)

Dall — Harper 45 pass from Aikman (Elliott kick)

Dall — E. Smith 10 run (Elliott kick)

Dall — Norton 9 fumble recovery (Elliott kick)

**FROM 7 POINTS BEHIND TO WIN**

January 30, 1994

**Dallas** 6 0 14 10 — 30

**Buffalo** 3 10 0 0 — 13

Dall — FG Murray 41

Buff — FG Christie 54

Dall — FG Murray 24

Buff — Thomas 4 run (Christie kick)

Buff — FG Christie 28

Dall — Washington 46 fumble recovery

(Murray kick)

Dall — E. Smith 15 run (Murray kick)

Dall — E. Smith 1 run (Murray kick)

Dall — FG Murray 20

**FROM 7 POINTS BEHIND TO WIN**

January 25, 1998

**Green Bay** 7 7 3 7 — 24

**Denver** 7 10 7 7 — 31

GB — Freeman 22 pass from Favre (Longwell kick)

Den — Davis 1 run (Elam kick)

Den — Elway 1 run (Elam kick)

Den — FG Elam 51

GB — Chmura 6 pass from Favre (Longwell kick)

GB — FG Longwell 27

Den — Davis 1 run (Elam kick)

GB — Freeman 13 pass from Favre (Longwell kick)

Den — Davis 1 run (Elam kick)

**FROM 7 POINTS BEHIND TO WIN**

February 6, 2005

**New England** 0 7 7 10 — 24

**Philadelphia** 0 7 7 7 — 21

Phil — Smith 6 pass from McNabb (Akers kick)

NE — Givens 4 pass from Brady (Vinatieri kick)

NE — Vrabel 2 pass from Brady (Vinatieri kick)

Phil — Westbrook 10 pass from McNabb (Akers kick)

NE — FG Vinatieri 22

Phil — G. Lewis 30 pass from McNabb (Akers kick)

**SUPER BOWL MVP BY POSITION**

Quarterback

22

Running Back

7

Wide Receiver

6

Defensive End

2

Linebacker

2

Safety

2

Cornerback

1

Defensive Tackle

1

Kick Returner-Punt Returner

1

*A defensive end and defensive tackle shared the Super Bowl XII MVP award.*

**ASSOCIATED PRESS MVPs/MOST OUTSTANDING PLAYERS WHO WON SUPER BOWL/NFL CHAMPIONSHIP IN SAME SEASON**

1960	Norm Van Brocklin*	Philadelphia Eagles
1961	Paul Hornung	Green Bay Packers
1962	Jim Taylor	Green Bay Packers
1966	Bart Starr	Green Bay Packers
1968	Earl Morrall	Baltimore Colts
1978	Terry Bradshaw	Pittsburgh Steelers
1982	Mark Moseley	Washington Redskins
1986	Lawrence Taylor	New York Giants
1989	Joe Montana	San Francisco 49ers
1993	Emmitt Smith	Dallas Cowboys
1994	Steve Young	San Francisco 49ers
1996	Brett Favre	Green Bay Packers
1998	Terrell Davis	Denver Broncos
1999	Kurt Warner	St. Louis Rams

\* Award known as Most Outstanding Player in 1960.

# SUPER BOWL

## ALL-TIME ROSTER

Super Bowl players including Super Bowl XLIII

\*Did Not Play

### A

Abdullah, Rabih, RB .....NE, XXXIX  
 Abel, Harry (Bud), LB .....KC, I  
 Abrams, Bobby, LB .....NYG, XXV  
 Adams, Michael, CB .....ARIZ, XLIII  
 Adams, Julius, DE .....NE, XX  
 Adams, Keith, LB .....PHIL, XXXIX  
 Adams, Sam, DT .....BALT, XXXV; OAK, XXXVII  
 Addai, Joseph, RB .....IND, XLI  
 Adderley, Herb, CB .....GB, I, II; DALL, V, VI  
 Adickes, Mark, G-T .....WASH, XXVI  
 Agee, Tommie, RB .....DALL, XXVII  
 Agnew, Ray, DT .....STL, XXXIV  
 Ahanotu, Chidi, DE .....STL, XXXV  
 Aikman, Troy, QB .....DALL, XXVII, XXVIII, XXX  
 Akers, David, K .....PHIL, XXXIX  
 Akins, Chris, S .....NE, XXXVIII  
 Alderman, Grady, T .....MINN, IV, VIII, IX  
 Aldridge, Allen, LB .....DEN, XXXII  
 Aldridge, Lionel, DE .....GB, I, II  
 Alexander, Charles, RB .....CIN, XVI  
 Alexander, Eric, LB .....NE, XLII  
 Alexander, Jeff, RB .....DEN, XXIV\*  
 Alexander, Shaun, RB .....SEA, XL  
 Alford, Jay, DT .....NYG, XLII  
 Allegre, Raul, K .....NYG, XXI  
 Allen, Brian, LB .....CAR, XXXVIII  
 Allen, Jim, CB .....PITT, IX, X  
 Allen, Larry, G .....DALL, XXX  
 Allen, Marcus, RB .....RAID, XVIII  
 Allen, Nate, CB .....MINN, XI  
 Allen, Taje, CB .....STL, XXXIV\*  
 Allison, Henry, T .....DEN, XII  
 Alston, Mack, TE .....WASH, VII  
 Alstott, Mike, FB .....TB, XXXVII  
 Alworth, Lance, WR .....DALL, VI  
 Alzado, Lyle, DE .....DEN, XII; RAID, XVIII  
 Andersen, Morten, K .....ATL, XXXIII  
 Anderson, Anthony, RB .....PITT, XIV  
 Anderson, Bill, E .....GB, I  
 Anderson, Dick, S .....MIA, VI, VII, VIII  
 Anderson, Donny, RB-P .....GB, I, II  
 Anderson, Fred, DE .....PITT, XIII  
 Anderson, Jamal, RB .....ATL, XXXIII  
 Anderson, Ken, QB .....CIN, XVI  
 Anderson, Larry, CB .....PITT, XIII, XIV  
 Anderson, Mark, DE .....CHI, XLI  
 Anderson, Otis, RB .....NYG, XXI, XXV  
 Anderson, Scott, C .....MINN, IX  
 Anderson, Stuart, LB .....WASH, XVIII  
 Andrews, George, LB .....RAMS, XIV  
 Andrews, Tom, C .....CHI, XX  
 Andrews, Willie, S .....NE, XLII  
 Andrie, George, DE .....DALL, V, VI  
 Andruzzi, Joe, G .....NE, XXXVI, XXXVIII, XXXIX  
 Arbanas, Fred, TE .....KC, I, IV  
 Archambeau, Lester, DE .....ATL, XXXIII  
 Archer, Dan, T .....OAK, II  
 Archuleta, Adam, S .....STL, XXXVI  
 Ard, Billy, G .....NYG, XXI  
 Armstead, Jessie, LB .....NYG, XXXV  
 Armstrong, Bruce, T .....NE, XXXI  
 Armstrong, Otis, RB .....DEN, XII  
 Arrington, J.J., RB .....ARIZ, XLIII  
 Asher, Bob, C .....DALL, V  
 Ashworth, Tom, T .....NE, XXXVIII  
 Atkinson, Al, LB .....NYJ, III  
 Atkinson, George, S .....OAK, XI  
 Atwater, Steve, S .....DEN, XXIV, XXXII, XXXIII  
 Audick, Dan, T .....SF, XVI  
 Austin, Ocie, CB .....BALT, III  
 Awalt, Rob, TE .....BUFF, XXV  
 Ayanbadejo, Brendon, LB .....CHI, XLI  
 Ayers, John, G .....SF, XVI, XIX

### B

Babb, Charley, S .....MIA, VII, VIII  
 Babineaux, Jordan, CB .....SEA, XL  
 Badger, Brad, G-T .....OAK, XXXVII  
 Bahr, Chris, K .....OAK, XV; RAID, XVIII  
 Bahr, Matt, K .....PITT, XIV; NYG, XXV  
 Bailey, Carlton, LB .....BUFF, XXV, XXVI, XXXVI

Bailey, Patrick, LB .....PITT, XLIII  
 Bailey, Robert, CB .....DALL, XXX; BALT, XXXV  
 Bain, Bill, G .....RAMS, XIV  
 Baird, Bill, S .....NYJ, III  
 Baker, John, P .....STL, XXXVI  
 Baker, Ralph, LB .....NYJ, III  
 Baker, Ron, G .....PHIL, XV  
 Baker, Stephen, WR .....NYG, XXV  
 Baldinger, Gary, NT .....BUFF, XXV  
 Ball, Larry, LB .....MIA, VII, VIII  
 Ball, Sam, T .....BALT, III, V  
 Ballard, Howard, T .....BUFF, XXV, XXVI, XXVII, XXXVIII  
 Ballman, Gary, TE .....MINN, VIII\*  
 Banaszak, John, DE .....PITT, X, XIII, XIV  
 Banaszak, Pete, RB .....OAK, II, XI  
 Banks, Carl, LB .....NYG, XXI, XXV  
 Banks, Tony, QB .....BALT, XXXV  
 Bankston, Warren, TE .....OAK, XI  
 Bannon, Bruce, LB .....MIA, VIII  
 Banta-Cain, Tully, LB .....NE, XXXVIII, XXXIX  
 Barber, Ronde, CB .....TB, XXXVII  
 Barber, Tiki, RB .....NYG, XXXV  
 Barker, Leonard, LB .....CIN, XXIII  
 Barnes, Benny, CB .....DALL, X, XII, XIII  
 Barnes, Darian, FB .....TB, XXXVII  
 Barnes, Jeff, LB .....OAK, XV; RAID, XVIII  
 Barnes, Rodrigo, LB .....OAK, XI  
 Barnett, Bill, DE .....MIA, XIX  
 Barnett, Oliver, DE .....BUFF, XXVIII  
 Barnwell, Malcolm, WR .....RAID, XVIII  
 Barrow, Mike, LB .....NYG, XXXV  
 Barton, Eric, LB .....OAK, XXXVII  
 Barton, Harris, T .....SF, XXIII, XXIV, XXIX  
 Bartrum, Mike, TE-LS .....GB, XXXI, PHIL, XXXIX  
 Bass, Don, WR .....CIN, XVI  
 Bass, Mike, CB .....WASH, VII  
 Batch, Charlie, QB .....PITT, XL\*  
 Bates, Bill, S .....DALL, XXVIII, XXX  
 Baumhower, Bob, NT .....MIA, XVII, XIX  
 Bavaro, Mark, TE .....NYG, XXI, XXV  
 Beamon, Autry, S .....MINN, XI  
 Beasley, John, TE .....MINN, IV  
 Beasley, Tom, DT .....PITT, XIII, XIV  
 Beathard, Pete, QB .....KC, I  
 Beebe, Don, WR .....BUFF, XXVI, XXVII, XXVIII; GB, XXXI  
 Beisel, Monty, LB .....ARIZ, XLIII  
 Bell, Bobby, LB .....KC, I, IV  
 Bell, Ken, RB .....DEN, XXI, XXII, XXIV  
 Bell, Myron, S .....PITT, XXX  
 Bell, Theo, WR .....PITT, XIII, XIV  
 Belsler, Cesar, S .....KC, IV  
 Benjamin, Guy, QB .....SF, XVI\*  
 Benjamin, Ryan, LS .....TB, XXXVII  
 Bennett, Cornelius, LB .....BUFF, XXV, XXVI, XXVII, XXXVIII; ATL, XXXIII  
 Bennett, Edgar, RB .....GB, XXXI  
 Bennett, Woody, RB .....MIA, XVII, XIX  
 Benson, Brad, T .....NYG, XXI  
 Benson, Cedric, RB .....CHI, XLI  
 Benson, Charles, DE .....MIA, XIX  
 Benson, Duane, LB .....OAK, II  
 Bentley, Kevin, LB .....SEA, XL  
 Bentley, Ray, LB .....BUFF, XXV, XXVI  
 Berger, Mitch, P .....PITT, XLIII  
 Bergery, Bill, LB .....PHIL, XV  
 Bernard, Rocky, DT .....SEA, XL  
 Berrian, Bernard, WR .....CHI, XLI  
 Berry, Bertrand, DE .....ARIZ, XLIII  
 Berry, Bob, QB .....MINN, VIII\*, IX\*, XI\*  
 Bethea, Antoine, S .....IND, XLI  
 Bethea, Larry, DT .....DALL, XIII  
 Batters, Doug, DE .....MIA, XVII, XIX  
 Bettis, Jerome, RB .....PITT, XL  
 Beuerlein, Steve, QB .....DALL, XXXVII  
 Beverly, Randy, CB .....NYJ, III  
 Bieniemy, Eric, RB .....SD, XXIX  
 Biggs, Verlon, DE .....NYJ, III; WASH, VII  
 Biletnikoff, Fred, FL .....OAK, II, XI  
 Billups, Lewis, CB .....CIN, XXIII  
 Binn, David, TE .....SD, XXIX  
 Biodrowski, Dennis, G .....KC, I  
 Bird, Rodger, S .....OAK, II  
 Birdwell, Dan, DT .....OAK, II  
 Bishop, Blaine, S .....TENN, XXXIV

Bishop, Keith, G .....DEN, XXI, XXII, XXIV  
 Bishop, Richard, NT .....MIA, XVII\*  
 Bjornson, Eric, TE .....DALL, XXX  
 Blackburn, Chase, LB .....NYG, XLII  
 Blackmon, Don, LB .....NE, XX  
 Blackmore, Richard, CB .....PHIL, XV  
 Blackwell, Alois, RB .....DALL, XIII  
 Blackwood, Glenn, S .....MIA, XVII, XIX  
 Blackwood, Lyle, S .....MIA, XVII, XIX  
 Blados, Brian, T .....CIN, XXXII  
 Blahak, Joe, CB .....MINN, IX\*  
 Blair, Matt, LB .....MINN, IX, XI  
 Blanda, George, K .....OAK, II  
 Bledsoe, Drew, QB .....NE, XXXI, XXXVI\*  
 Bleier, Rocky, RB .....PITT, IX, X, XIII, XIV  
 Blount, Mel, CB .....PITT, IX, X, XIII, XIV  
 Bly, Dre', CB .....STL, XXXIV, XXXV  
 Board, Dwaine, DE .....SF, XVII, XIX  
 Boddie, Tony, RB .....DEN, XXII  
 Boiman, Rocky, LB .....IND, XLI  
 Bokamper, Kim, DE .....MIA, XVII, XIX  
 Boldin, Anquan, WR .....ARIZ, XLIII  
 Boniol, Chris, K .....DALL, XXX  
 Bonness, Erik, LB .....OAK, XI  
 Bono, Steve, QB .....SF, XXIV\*; GB, XXXII\*  
 Booker, Michael, CB .....ATL, XXXIII  
 Boone, Alfonso, DT .....CHI, XLI  
 Boone, David, DE .....MINN, IX\*  
 Boothe, Kevin, G .....NYG, XLII  
 Boozer, Emerson, RB .....NYJ, III  
 Bortz, Mark, G .....CHI, XX  
 Boss, Kevin, TE .....NYG, XLII  
 Bostic, Jeff, C .....WASH, XVII, XVIII, XXVI  
 Boulware, Michael, S .....SEA, XL  
 Boulware, Peter, LB .....BALT, XXXV  
 Bowden, Joe, LB .....TENN, XXXIV  
 Bowles, Todd, CB .....WASH, XXII  
 Bowman, Jim, S .....NE, XX  
 Bowman, Ken, C .....GB, I, II  
 Bowser, Charles, LB .....MIA, XVII, XIX  
 Bowyer, Walter, DE .....DEN, XXII  
 Boyd, Bob, CB .....BALT, III  
 Braase, Ordell, DE .....BALT, III  
 Brackett, Gary, LB .....IND, XII  
 Bradford, Ronnie, CB .....ATL, XXXIII  
 Bradley, Ed, LB .....PITT, IX, X  
 Bradley, Mark, WR .....CHI, XLI\*  
 Bradshaw, Ahmad, RB .....NYG, XLII  
 Bradshaw, Morris, WR .....OAK, XI, XV  
 Bradshaw, Terry, QB .....PITT, IX, X, XIII, XIV  
 Brady, Ed, LB .....CIN, XXIII  
 Brady, Kyle, TE .....NE, XLII  
 Brady, Tom, QB .....NE, XXXVI, XXXVIII, XXXIX, XLII  
 Bragg, Mike, P .....WASH, VII  
 Branch, Cliff, WR .....OAK, XI, XV; RAID, XVIII  
 Branch, Collin, S .....CAR, XXXVIII  
 Branch, Deion, WR .....NE, XXXVIII, XXXIX  
 Branch, Reggie, RB .....WASH, XXII  
 Brandes, John, TE .....WASH, XXVI  
 Bratkowski, Zeke, QB .....GB, I, II  
 Bratton, Melvin, RB .....DEN, XXIV  
 Braxton, Tyrone, CB .....DEN, XXII, XXIV, XXXII, XXXIII  
 Breaston, Steve, WR .....ARIZ, XLIII  
 Breech, Jim, K .....CIN, XVI, XXII  
 Breen, Louis, CB .....CIN, XVI  
 Breunig, Bob, LB .....DALL, X, XII, XIII  
 Brice, Alundis, CB .....DALL, XXX  
 Brien, Doug, K .....SF, XXIX  
 Brigance, O.J., LB .....BALT, XXXV; STL, XXXVI  
 Briggs, Greg, S .....DALL, XXX  
 Briggs, Lance, LB .....CHI, XLI  
 Brigham, Jeremy, TE .....OAK, XXXVII  
 Brinson, Larry, RB .....DALL, XII, XIII  
 Brisby, Vincent, WR .....NE, XXXI  
 Briscoe, Marlin, WR .....MIA, VII, VIII  
 Brister, Bubby, QB .....DEN, XXXII\*, XXXIII  
 Brock, Pete, C .....NE, XX  
 Brock, Raheim, DT .....IND, XLI  
 Brock, Stan, T .....SD, XXIX  
 Brooking, Keith, LB .....ATL, XXXIII  
 Brooks, Barrett, T .....PITT, XL  
 Brooks, Bill, WR .....BUFF, XXVIII  
 Brooks, Chet, S .....SF, XXIV  
 Brooks, Derrick, LB .....TB, XXXVII



# SUPER BOWL

Brooks, James, RB	CIN, XXIII	Bush, Lewis, LB	SD, XXIX	Clark, Willie, CB	SD, XXIX
Brooks, Larry, DT	RAMS, XIV	Bussey, Barney, S	CIN, XXIII	Clarke, Ken, NT	PHIL, XV
Brooks, Michael, LB	DEN, XXII, XXIV	Butler, James, S	NYG, XLII	Clay, Willie, S	NE, XXXI
Brooks, Perry, DT	WASH, XVII, XVIII	Butler, Jerametrious, CB	STL, XXXVI	Clayborn, Raymond, CB	NE, XX
Brooks, Robert, WR	GB, XXXII	Butler, Kevin, K	CHI, XX	Claybrooks, DeVone, DT	TB, XXXVII
Brophy, Jay, LB	MIA, XIX	Butler, LeRoy, S	GB, XXXI, XXXII	Clayton, Mark, WR	MIA, XIX
Brown, Aaron, DE	KC, I, IV	Butz, Dave, DT	WASH, XVII, XVIII, XXII	Clemons, Charlie, LB	STL, XXXIV
Brown, Alex, DE	CHI, XI	Byars, Keith, RB	NE, XXXI	Coady, Rich, S	STL, XXXIV
Brown, Bill, RB	MINN, IV, VIII, IX	Byner, Earnest, RB	WASH, XXVI	Coan, Bert, RB	KC, I
Brown, Bob, DE	GB, I, II	Byrd, Darryl, LB	RAID, XVIII	Coates, Ben, TE	NE, XXXI; BALT, XXXV
Brown, Bud, S	MIA, XIX	Byrd, Isaac, WR	TENN, XXXIV	Cocozzo, Joe, G	SD, XXIX
Brown, Chad, LB	PITT, XXX	<b>C</b>		Cofer, Mike, K	SF, XXIII, XXIV
Brown, Charlie, WR	WASH, XVII, XVIII	Cabral, Brian, LB	CHI, XX	Coffey, Ken, S	WASH, XXVIII
Brown, Cornell, LB	BALT, XXXV	Cadrez, Glenn, LB	DEN, XXXII, XXXIII	Cofield, Barry, DT	NYG, XLII
Brown, Corwin, S	NE, XXXI	Caffey, Lee Roy, LB	GB, I, II	Coghill, George, S	DEN, XXXIII
Brown, Dave, S	PITT, X	Caldwell, Ravin, LB	WASH, XXII, XXVI	Colclough, Ricardo, CB	PITT, XL
Brown, Dennis, DE	SF, XXIX	Caldwell, Tony, LB	RAID, XVIII	Cole, Larry, DT	DALL, V, VI, X, XII, XIII
Brown, Eddie, S	RAMS, XIV	Camarillo, Rich, P	NE, XX	Cole, Robin, LB	PITT, XIII, XIV
Brown, Eddie L., WR	CIN, XXIII	Cameron, Glenn, LB	CIN, XVI	Cole, Terry, RB	BALT, III; MIA, VI
Brown, Elton, G-T	ARIZ, XLIII	Campbell, Calais, DE	ARIZ, XLIII	Coleman, Andre, WR-KR	SD, XXIX
Brown, Elton, G-T	ARIZ, XLIII	Campbell, Dan, TE	NYG, XXXV	Coleman, Cosey, G	TB, XXXVII
Brown, Guy, LB	DALL, XII, XIII	Campbell, Joe, DE	OAK, XV	Coleman, Fred, WR	NE, XXXVI
Brown, Josh, K	SEA, XL	Campfield, Billy, RB	PHIL, XV	Coleman, Lincoln, RB	DALL, XXVIII
Brown, Larry, TE	TENN, XXXIV	Candidate, Trung, RB	STL, XXXVI	Coleman, Monte, LB	WASH, XVII, XVIII, XXII, XXVI
Brown, Larry, CB	DALL, XXVII, XXVIII, XXX	Cannon, Billy, TE	OAK, II	Coleman, Rod, DT	OAK, XXXVII
Brown, Larry, T-TE	PITT, IX, X, XIII, XIV	Capone, Warren, LB	DALL, X	Collie, Bruce, G	SF, XXIII, XXIV
Brown, Larry, RB	WASH, VII	Capp, Dick, E	GB, II	Collier, Mike, RB	PITT, X
Brown, Levi, T	ARIZ, XLIII	Carano, Glenn, QB	DALL, XII*	Collins, Andre, LB	WASH, XXVI
Brown, Lomas, T	NYG, XXXV; TB, XXXVII	Carmichael, Harold, WR	PHIL, XV	Collins, Calvin, G	ATL, XXXIII
Brown, Mark, LB	MIA, XIX	Carney, John, K	SD, XXIX	Collins, Kerry, QB	NYG, XXXV
Brown, Monty, LB	BUFF, XXVIII	Carolan, Reg, WR	KC, I	Collins, Mark, CB	NYG, XXI, XXV; GB, XXXII
Brown, Ralph, CB	ARIZ, XLIII	Carpenter, Brian, CB	WASH, XVIII	Collins, Mo, G	OAK, XXXVII
Brown, Roger, CB	NYG, XXV	Carreker, Alphonso, DE	DEN, XXIV	Collins, Todd, LB	NE, XXXI; STL, XXXIV
Brown, Ruben, G	CHI, XII	Carrington, Darren, CB	DEN, XXIV; SD, XXIX	Collins, Tony, RB	NE, XX
Brown, Sheldon, CB	PHIL, XXXIX	Carson, Harry, LB	NYG, XXI	Collinsworth, Cris, WR	CIN, XVI, XXIII
Brown, Terry, S	MINN, VIII, IX	Carswell, Dwayne, TE	DEN, XXXII, XXXIII	Collons, Ferric, DE	NE, XXXI
Brown, Thomas, DE	PHIL, XV	Carter, Dexter, RB	SF, XXIX	Colman, Doug, LB	TENN, XXXIV
Brown, Tim, RB	BALT, III	Carter, Joe, RB	MIA, XIX	Colon, Willie, T	PITT, XLIII
Brown, Tim, WR	OAK, XXXVII	Carter, Kevin, DE	STL, XXXIV	Colorito, Tony, NT	DEN, XXI
Brown, Tom, S	GB, I, II	Carter, Michael, NT	SF, XIX, XXIII, XXIV	Colquitt, Craig, P	PITT, XIII, XIV
Brown, Troy, WR	NE, XXXVI, XXXVIII, XXXIX	Carter, Rubin, DT	DEN, XII	Colvin, Rosevelt, LB	NE, XXXIX
Brown, Wilbert, G	NE, XXXVIII	Carter, Tyrone, S	PITT, XL, XLIII	Colzie, Neal, CB	OAK, XI
Brown, Willie, CB	OAK, II, XI	Carthon, Maurice, RB	NYG, XXI, XXV	Comeaux, Darren, LB	DEN, XXI
Browner, Ross, DE	CIN, XVI	Carver, Shante, DE	DALL, XXX	Comella, Greg, FB	NYG, XXXV
Browning, Dave, DE	OAK, XV	Case, Scott, S	DALL, XXX	Compton, Mike, G	NE, XXXVI
Bruce, Isaac, WR	STL, XXXIV, XXXVI	Casillas, Tony, DT	DALL, XXVII, XXVIII	Conlan, Shane, LB	BUFF, XXV, XXVI, XXVII
Bruzdzinski, Bob, LB	RAMS, XIV; MIA, XVII, XIX	Casper, Dave, TE	OAK, XI	Conn, Richard, S	PITT, IX
Bruener, Mark, TE	PITT, XXX	Cassel, Matt, QB	NE, XLII*	Connors, Dan, LB	OAK, II
Brundige, Bill, DT	WASH, VII	Caster, Rich, TE	WASH, XVII*	Conwell, Ernie, TE	STL, XXXIV, XXXVI
Brunet, Bob, RB	WASH, VII	Castille, Jeremiah, S	DEN, XXII	Cook, Jameel, FB	TB, XXXVII
Bruschi, Tedy, LB	NE, XXXI, XXXVI, XXXVIII, XXXIX, XLII	Castle, Eric, S	SD, XXIX	Cook, Toi, CB	SF, XXIX
Bryan, Bill, C	DEN, XXI	Cavanaugh, Matt, QB	SF, XIX*; NYG, XXV*	Cooks, Johnie, LB	NYG, XXV
Bryan, Bobby, CB	MINN, VIII, XI	Cefalo, Jimmy, WR	MIA, XVII, XIX	Cooper, Chris, DT	OAK, XXXVII
Bryant, Cullen, RB	RAMS, XIV	Celotto, Mario, LB	OAK, XV	Cooper, Earl, RB-TE	SF, XVI, XIX
Bryant, Kelvin, RB	WASH, XXII	Centers, Larry, FB	NE, XXXVIII	Cooper, Jim, G-T	DALL, XII, XIII
Buchanan, Buck, DT	KC, I, IV	Chamberlain, Byron, TE	DEN, XXXII*, XXXIII	Cooper, Mark, G	DEN, XXI
Buchanan, Ray, CB	ATL, XXXIII	Chandler, Bob, WR	OAK, XV	Copeland, Danny, S	WASH, XXVI
Buck, Jason, DE	CIN, XXIII; WASH, XXXV	Chandler, Chris, QB	ATL, XXXIII	Copeland, Russell, WR	BUFF, XXVIII
Buckley, Terrell, CB	NE, XXXVI	Chandler, Don, K-P	GB, I, II	Corey, Walt, LB	KC, I
Buckner, Brentson, DE	PITT, XXX; CAR, XXXVIII	Charles, Mike, DT	MIA, XIX	Cornish, Frank, C	DALL, XXVII, XXXVIII
Budde, Ed, G	KC, I, IV	Chatham, Matt, LB	NE, XXXVI, XXXVIII, XXXIX	Cornish, Frank, DT	MIA, VI
Budness, Bill, LB	OAK, II	Chavous, Barney, DE	DEN, XII, XXXVIII	Corral, Frank, K-P	RAMS, XIV
Buehler, George, G	OAK, XI	Cherry, Je'Rod, S	NE, XXXVI, XXXVIII, XXXIX	Corrington, Kip, S	DEN, XXIV
Buetow, Bart, DT	MINN, XI*	Chesley, Al, LB	PHIL, XV	Courson, Steve, G	PITT, XIII, XIV*
Buford, Maury, P	CHI, XX	Chester, Raymond, TE	OAK, XV	Cousin, Terry, CB	CAR, XXXVIII
Bujnoch, Glenn, G	CIN, XVI*	Choma, John, C-G	SF, XVI	Covert, Jim, T	CHI, XX
Bulaich, Norm, RB	BALT, V	Christensen, Todd, RB-TE	OAK, XV; RAID, XVIII	Cox, Bryan, LB	NE, XXXVI
Bunting, John, LB	PHIL, XV	Christie, Steve, K	BUFF, XXVII, XXVIII	Cox, Fred, K	MINN, IV, VIII, IX, XI
Bunz, Dan, LB	SF, XVI, XIX	Christy, Earl, CB	NYJ, III	Cox, Greg, S	SF, XXIII
Buoniconfi, Nick, LB	MIA, VI, VII, VIII	Christy, Jeff, C	TB, XXXVII	Cox, Ron, LB	GB, XXXI
Burford, Chris, E	KC, I	Chmura, Mark, TE	GB, XXXI, XXXII	Cox, Steve, P	WASH, XXII
Burgess, Derrick, DE	PHIL, XXXIX	Ciurciu, Vinny, LB	CAR, XXXVIII	Crafts, Jerry, T	BUFF, XXVII
Burke, John, TE	NE, XXXI	Clabo, Neil, P	MINN, XI	Craig, Roger, RB	SF, XIX, XXIII, XXIV
Burley, Gary, DE	CIN, XVI	Clack, Jim, G	PITT, IX, X	Craig, Steve, TE	MINN, IX, XI
Burman, George, C	WASH, VII	Clark, Dallas, TE	IND, XLI	Crane, Paul, LB	NYJ, III
Burnett, Rob, DE	BALT, XXXV	Clark, Desmond, TE	CHI, XLI	Creswell, Smiley, DE	NE, XX
Burns, Keith, LB	DEN, XXXII, XXXIII	Clark, Dwight, WR	SF, XVI, XIX	Crockett, Henri, LB	ATL, XXXIII
Burruss, Plaxico, WR	NYG, XLII	Clark, Gary, WR	WASH, XXII, XXVI	Crockett, Ray, CB	DEN, XXXII, XXXIII
Burrough, John, DE	ATL, XXXIII	Clark, Ken, P	RAMS, XIV	Crockett, Zack, FB	OAK, XXXVII
Burt, Jim, NT	NYG, XXI; SF, XXIV	Clark, Kevin, CB	DEN, XXII	Cromwell, Nolan, S	RAMS, XIV
Burton, Shane, DT	CAR, XXXVIII	Clark, Mario, CB	SF, XIX*	Cronan, Peter, LB	WASH, XVII, XVIII
Bush, Blair, C	CIN, XVI	Clark, Mike, K	DALL, V, VI	Cross, Howard, TE	NYG, XXV, XXXV
Bush, Devin, S	ATL, XXXIII; STL, XXXIV	Clark, Ryan, S	PITT, XLIII	Cross, Randy, G-C	SF, XVI, XIX, XXIII
		Clark, Steve, T	MIA, XVII*, XIX	Crusan, Doug, T	MIA, VI, VII, VIII

# SUPER BOWL

Crutcher, Tommy, LB .....GB, I, II  
 Csonka, Larry, RB .....MIA, VI, VII, VIII  
 Culp, Curley, DT .....KC, IV  
 Culver, Rodney, RB .....SD, XXIX  
 Cunningham, Bennie, TE .....PITT, XIII\*, XIV  
 Cuozzo, Gary, QB .....MINN, IV  
 Curry, Bill, C .....GB, I; BAL, III, V  
 Curtis, Isaac, WR .....CIN, XVI  
 Curtis, Mike, LB .....BAL, III, V  
 Curtis, Scott, LB .....DEN, XXIV  
**D**  
 Dalby, Dave, C .....OAK, XI, XV; RAID, XVIII  
 Dale, Carroll, WR .....GB, I, II; MINN, VIII  
 Dalman, Chris, C-G .....SF, XXIX  
 Dalton, Lionel, DT .....BAL, XXXV  
 Daluiso, Brad, K .....BUFF, XXVI; NYG, XXXV  
 D'Amato, Mike, S .....NYJ, III  
 Daney, George, G .....KC, IV  
 Daniels, Tank, LB .....NYG, XLII  
 Dansby, Karlos, LB .....ARIZ, XLIII  
 Darby, Chuck, DT .....TB, XXXVII; SEA, XL  
 Darby, Matt, S .....BUFF, XXVII, XXVIII  
 Darche, Jean-Philippe, LS .....SEA, XL  
 Darkins, Chris, RB .....GB, XXXII  
 Davey, Rohan, QB .....NE, XXXIX\*  
 David, Jason, CB .....IND, XLI  
 Davidson, Ben, DE .....OAK, II  
 Davis, Anthony, LB .....BAL, XXXV  
 Davis, Billy, WR .....DALL, XXX; BAL, XXXV  
 Davis, Brian, CB .....WASH, XXII  
 Davis, Bruce, T .....OAK, XV; RAID, XVIII  
 Davis, Carey, RB .....PITT, XLIII  
 Davis, Charlie, DT .....PITT, IX  
 Davis, Clarence, RB .....OAK, XI  
 Davis, Don, LB .....STL, XXXVI; NE, XXXVIII, XXXIX  
 Davis, Doug, T .....MINN, IV\*  
 Davis, Eric, CB .....SF, XXIX  
 Davis, Isaac, G .....SD, XXIX  
 Davis, James, CB .....RAID, XVIII  
 Davis, John, G .....BUFF, XXV, XXVII, XXVIII  
 Davis, Johnny, RB .....SF, XVI  
 Davis, Kenneth, RB .....BUFF, XXV, XXVI, XXVII, XXVIII  
 Davis, Kyle, C .....DALL, X  
 Davis, Mike, S .....OAK, XV; RAID, XVIII  
 Davis, Oliver, S .....CIN, XVI  
 Davis, Rashied, WR .....CHI, XLI  
 Davis, Reuben, DT .....SD, XXIX  
 Davis, Rob, LS .....GB, XXXII  
 Davis, Sam, G .....PITT, IX, X, XIII, XIV  
 Davis, Stephen, RB .....CAR, XXXVIII  
 Davis, Steve, RB .....PITT, IX  
 Davis, Terrell, RB .....DEN, XXXII, XXXIII  
 Davis, Thabiti, WR .....NYG, XXXV  
 Davis, Tyrone, TE .....GB, XXXII  
 Davis, Willie, DE .....GB, I, II  
 Dawkins, Brian, S .....PHIL, XXXIX  
 Dawson, Dermontti, C .....PITT, XXX  
 Dawson, Len, QB .....KC, I, IV  
 Dawson, Lin, TE .....NE, XX  
 Dayne, Ron, RB .....NYG, XXXV  
 Dean, Fred G., G .....WASH, XVII  
 Dean, Fred R., DE .....SF, XVI, XIX  
 Dean, Vernon, CB .....WASH, XVII, XVIII, XXII  
 DeBerg, Steve, QB .....ATL, XXXIII\*  
 Deese, Derrick, G .....SF, XXIX  
 Del Greco, Al, K .....TENN, XXXIV  
 Delhomme, Jake, QB .....CAR, XXXVIII  
 Dellenbach, Jeff, C .....GB, XXXI, XXXII\*  
 DeLong, Keith, LB .....SF, XXIV  
 Deloplain, Jack, RB .....PITT, XIII  
 DeMarco, Bob, C .....MIA, VI  
 Den Herder, Vern, DE .....MIA, VI, VII, VIII, XVII  
 Dennard, Mark, C .....MIA, XVII  
 Dennard, Preston, WR .....RAMS, XIV  
 Dennison, Doug, RB .....DALL, X, XII  
 Dennison, Rick, LB .....DEN, XXI, XXII, XXIV  
 Dent, Richard, DE .....CHI, XX  
 DeOssie, Steve, LB .....NYG, XXV  
 DeOssie, Zak, LB .....NYG, XLII  
 Detmer, Koy, QB .....PHIL, XXXIX  
 Devlin, Mike, C .....BUFF, XXVIII  
 Diana, Rich, RB .....MIA, XVII  
 Diaz-Infante, David, G-C .....DEN, XXXII, XXXIII  
 Dickson, Paul, DT .....MINN, IV

Didier, Clint, TE .....WASH, XVII, XVIII, XXII  
 Diehl, David, T .....NYG, XLII  
 Diem, Ryan, T .....IND, XLI  
 Difler, Trent, QB .....BAL, XXXV  
 Dilger, Ken, TE .....TB, XXXVII  
 Dillon, Corey, RB .....NE, XXXIX  
 Dilts, Bucky, P .....DEN, XII  
 DiMidio, Tony, T .....KC, I  
 Dinkel, Tom, LB .....CIN, XVI  
 Ditka, Mike, TE .....DALL, V, VI  
 Dixon, Hewritt, FB .....OAK, II  
 Dixon, Rickey, CB .....CIN, XXIII  
 Dixon, Ron, WR .....NYG, XXXV  
 Dockery, John, CB .....NYJ, III  
 Dockery, Kevin, CB .....NYG, XLII  
 Dockett, Darnell, DT .....ARIZ, XLIII  
 Dodge, Dedrick, S .....DEN, XXXII  
 Dolbin, Jack, WR .....DEN, XII  
 Donnalley, Kevin, G .....CAR, XXXVIII  
 Donovan, Pat, T .....DALL, X, XII, XIII  
 Dornbrook, Thom, C .....PITT, XIV  
 Dorsett, Anthony, S .....TENN, XXXIV; OAK, XXXVII  
 Dorsett, Tony, RB .....DALL, XII, XIII  
 Dorsey, DeDe, RB .....IND, XLI  
 Dorsey, Eric, DE .....NYG, XXI, XXV  
 Doss, Reggie, DE .....RAMS, XIV  
 Dotson, Earl, T .....GB, XXXI, XXXII  
 Dotson, Santana, DT .....GB, XXXI, XXXII  
 Doucet, Early, WR .....ARIZ, XLIII\*  
 Douglas, Dave, T .....CIN, XXIII  
 Douglas, Hugh, LB-DE .....PHIL, XXXIX  
 Dowler, Boyd, E .....GB, I, II  
 Downing, Walt, G .....SF, XVI  
 Downs, Gary, RB .....ATL, XXXIII  
 Drakeford, Tyrone, CB .....SF, XXIX  
 Drane, Dwight, S .....BUFF, XXV, XXVI  
 Dronett, Shane, DE .....ATL, XXXIII  
 Droughns, Reuben, RB .....NYG, XLII  
 Druschel, Rick, G .....PITT, IX  
 Dryer, Fred, DE .....RAMS, XIV  
 Dudley, Rickey, TE .....TB, XXXVII  
 Duerson, Dave, S .....CHI, XX; NYG, XXXV  
 Duhe, A.J., LB .....MIA, XVII, XIX  
 Dumler, Doug, C .....MINN, XI  
 Duncan, Jim, CB .....BAL, V  
 Dungy, Tony, S .....PITT, XIII  
 Dunn, Gary, DT .....PITT, XIII, XIV  
 Duper, Mark, WR .....MIA, XVII\*, XIX  
 DuPree, Billy Joe, TE .....DALL, X, XII, XIII  
 Dwight, Tim, WR-KR .....ATL, XXXIII  
 Dyson, Andre, CB .....SEA, XL  
 Dyson, Kevin, WR .....TENN, XXXIV; CAR, XXXVIII  
**E**  
 Easley, Walt, FB .....SF, XVI\*  
 Eason, Nick, DE .....PITT, XLIII  
 Eason, Tony, QB .....NE, XX  
 East, Ron, DT .....DALL, V  
 Eaton, Chad, DT .....NE, XXXI  
 Eckel, Kyle, RB .....NE, XLII  
 Edwards, Al, WR-KR .....BUFF, XXV, XXVI  
 Edwards, Antonio, DE .....ATL, XXXIII  
 Edwards, Brad, S .....WASH, XXVI  
 Edwards, Dave, LB .....DALL, V, VI, X  
 Edwards, Dixon, LB .....DALL, XXVII, XXVIII, XXX  
 Edwards, Eddie, DE .....CIN, XVI, XXIII  
 Edwards, Glen, S .....PITT, XI, X  
 Edwards, Herman, CB .....PHIL, XV  
 Edwards, Marc, RB .....NE, XXXVI  
 Egloff, Ron, TE .....DEN, XII  
 Eischeid, Mike, P .....OAK, II; MINN, VIII, IX  
 Elam, Jason, K .....DEN, XXXII, XXXIII  
 Eller, Carl, DE .....MINN, IV, VIII, IX, XI  
 Elliott, John, DT .....NYJ, III  
 Elliott, John (Jumbo), T .....NYG, XXV  
 Elliott, Lenvil, RB .....SF, XVI\*  
 Elliott, Lin, K .....DALL, XXVII  
 Ellis, Ken, CB .....RAMS, XIV  
 Ellison, Riki, LB .....SF, XIX, XXIII  
 Elmendorf, Dave, S .....RAMS, XIV  
 Elway, John, QB .....DEN, XXI, XXII, XXIV, XXXII, XXXIII  
 Engler, Derek, C .....NYG, XXXV  
 Engram, Bobby, WR .....SEA, XL  
 Ephraim, Alonzo, C .....PHIL, XXXIX\*  
 Ervins, Ricky, RB .....WASH, XXVI

Esiason, Boomer, QB .....CIN, XXIII  
 Essex, Trai, T .....PITT, XLIII\*  
 Evans, Chuck, FB .....BAL, XXXV  
 Evans, Doug, CB .....GB, XXXI, XXXII  
 Evans, Heath, RB .....NE, XLII  
 Evans, Josh, DT .....TENN, XXXIV  
 Evans, Larry, LB .....DEN, XII  
 Evans, Norm, T .....MIA, VI, VII, VIII  
 Evans, Reggie, RB .....WASH, XVIII  
 Everett, Thomas, S .....DALL, XXVII, XXVIII  
**F**  
 Fagan, Kevin, DE .....SF, XXIII, XXIV  
 Fahnhorst, Jim, LB .....SF, XXIII  
 Fahnhorst, Keith, T .....SF, XVI, XIX  
 Fairchild, Paul, G .....NE, XX  
 Faneca, Alan, G .....PITT, XL  
 Fanning, Mike, DT .....RAMS, XIV  
 Fanucci, Mike, DE .....WASH, VII  
 Farr, D'Marco, DT .....STL, XXXIV  
 Farrior, James, LB .....PITT, XL, XLIII  
 Faulk, Kevin, RB .....NE, XXXVI, XXXVIII, XXXIX, XLII  
 Faulk, Marshall, RB .....STL, XXXIV, XXXVI  
 Fauria, Christian, TE .....NE, XXXVIII, XXXIX  
 Favros, Dorey, LB .....TENN, XXXIV; CAR, XXXVIII  
 Favre, Brett, QB .....GB, XXXI, XXXII  
 Feagles, Jeff, P .....NYG, XLII  
 Fencik, Gary, S .....CHI, XX  
 Fernandez, Manny, DT .....MIA, VI, VII, VIII  
 Ferragamo, Vince, QB .....RAMS, XIV  
 Fields, Mark, LB .....STL, XXXVI  
 Figures, Deon, CB .....PITT, XXX  
 Fina, John, T .....BUFF, XXVII, XXVIII  
 Fischer, Pat, CB .....WASH, VII  
 Fishback, Joe, S .....DALL, XXVII  
 Fisher, Bryce, DE .....SEA, XL  
 Fisk, Jason, DT .....TENN, XXXIV  
 Fitzgerald, John, C .....DALL, VI, X, XII, XIII  
 Fitzgerald, Larry, WR .....ARIZ, XLIII  
 Flagler, Terrence, RB .....SF, XXIV  
 Flanigan, Jim, LB .....GB, II  
 Fleming, Corey, WR .....DALL, XX  
 Fleming, Marv, TE .....GB, I, II; MIA, VI, VII, VIII  
 Fletcher, Bryan, TE .....IND, XLI  
 Fletcher, London, LB .....STL, XXXIV, XXXVI  
 Fletcher, Simon, DE-LB .....DEN, XXI, XXII, XXIV  
 Flores, Tom, QB .....KC, IV\*  
 Flowers, Lethon, S .....PITT, XXX  
 Flowers, Richmond, S .....DALL, V  
 Floyd, William, RB .....SF, XXIX  
 Flynn, Mike, G .....BAL, XXXV  
 Flynn, Tom, S .....NYG, XXI  
 Folau, Spencer, T .....BAL, XXXV  
 Foley, Steve, CB .....DEN, XII, XXI  
 Foley, Tim, CB .....MIA, VI, VIII  
 Foote, Larry, LB .....PITT, XL, XLIII  
 Ford, Henry, DT-DE .....TENN, XXXIV  
 Foreman, Chuck, RB .....MINN, VIII, IX, XI  
 Foster, DeShaun, RB .....CAR, XXXVIII  
 Foster, Roy, G-T .....MIA, XVII, XIX  
 Fox, Keyaron, LB .....PITT, XLIII  
 Fox, Mike, DE .....NYG, XXV  
 Fraley, Hank, C .....PHIL, XXXIX  
 France, Doug, T .....RAMS, XIV  
 Francis, Russ, TE .....SF, XIX  
 Francisco, Aaron, S .....ARIZ, XLIII  
 Frank, John, TE .....SF, XIX\*, XXIII  
 Franklin, Andra, RB .....MIA, XVII  
 Franklin, Tony, K .....PHIL, XV; NE, XX  
 Frazier, Andre, LB .....PITT, XLIII  
 Frazier, Guy, LB .....CIN, XVI  
 Frazier, Leslie, CB .....CHI, XX  
 Frazier, Wayne, C .....KC, I  
 Frederick, Andy, T .....DALL, XII, XIII; CHI, XX  
 Freeman, Antonio, WR .....GB, XXXI, XXXII  
 Freeman, Mike, G-C .....DEN, XXI, XXII  
 Freaney, Dwight, DE .....IND, XLI  
 Frerotte, Mitch, G-C-T .....BUFF, XXV, XXVI, XXVII  
 Fritsch, Toni, K .....DALL, X  
 Fryar, Irving, WR .....NE, XX  
 Fugett, Jean, TE .....DALL, X  
 Fulcher, David, S .....CIN, XXIII  
 Fuller, Jeff, S .....SF, XIX, XXIII  
 Fuller, Mike, S .....CIN, XVI  
 Fuller, Randy, CB .....PITT, XXX; ATL, XXXIII

Fuller, Steve, QB .....CHI, XX  
 Fuqua, John, RB .....PITT, X  
 Furness, Steve, DT .....PITT, IX, X, XIII, XIV  
**G**  
 Gaffney, Jabar, WR .....NE, XLII  
 Gainer, Derrick, RB .....DALL, XXVII, XXVIII  
 Galbraith, Scott, TE .....DALL, XXVIII  
 Galbreath, Tony, RB .....NYG, XXI  
 Gallagher, Frank, G .....MINN, VIII  
 Gammon, Kendall, C .....PITT, XXX  
 Gandy, Dylan, C-G .....IND, XLI  
 Gandy, Mike, T .....ARIZ, XLIII  
 Gannon, Rich, QB .....OAK, XXXVII  
 Gant, Kenneth, S .....DALL, XXVII, XXVIII  
 Garcia, Frank, C-G .....STL, XXXVI  
 Gardin, Ron, CB .....BALT, V  
 Gardner, Carwell, RB .....BUFF, XXV, XXVI, XXVII, XXVIII  
 Gardocki, Chris, P .....PITT, XL  
 Garner, Charlie, RB .....OAK, XXXVII  
 Garner, Hal, LB .....BUFF, XXV, XXVI  
 Garnes, Sam, S .....NYG, XXXV  
 Garrett, Alvin, WR .....WASH, XVII, XVIII  
 Garrett, Carl, RB .....OAK, XI  
 Garrett, Jason, QB .....NYG, XXXV\*  
 Garrett, Mike, RB .....KC, I, IV  
 Garrett, Reggie, WR .....PITT, IX, X  
 Garrison, Walt, RB .....DALL, V, VI  
 Gary, Willie, S .....STL, XXXVI  
 Garza, Roberto, G-C .....CHI, XLI  
 Gash, Sam, FB .....BALT, XXV  
 Gaubatz, Dennis, LB .....BALT, III  
 Gault, Willie, WR .....CHI, XX  
 Gay, Randall, CB .....NE, XXXIX, XLII  
 Gay, William, CB .....PITT, XLIII  
 Gayle, Shaun, S .....CHI, XX  
 Geathers, James (Jumpy), DT .....WASH, XXVI  
 Gentry, Dennis, RB .....CHI, XX  
 George, Eddie, RB .....TENN, XXXIV  
 Gerela, Roy, K .....PITT, IX, X, XIII  
 Gervais, Louie, S .....SF, XVI  
 Gesek, John, G .....DALL, XXVII, XXVIII  
 Giammona, Louie, RB .....PHIL, XV  
 Giaquinto, Nick, WR .....WASH, XVII, XVIII  
 Gibson, Dennis, LB .....SD, XXIX  
 Gibson, Derrick, S .....OAK, XXXVII  
 Gibson, Ernest, CB .....NE, XX  
 Giesler, Jon, T .....MIA, XVII, XIX  
 Gilbert, Freddie, DE .....DEN, XXI, XXII  
 Gilbert, Gale, QB .....BUFF, XXV\*; SD, XXIX  
 Gildon, Jason, LB .....PITT, XXX  
 Gilliam, Joe, QB .....PITT, IX\*, X\*  
 Gilliam, John, WR .....MINN, VIII, IX  
 Gilliam, Jon, C .....KC, I  
 Gillingham, Gale, G .....GB, I, II  
 Gilmore, John, TE .....CHI, XLI  
 Ginn, Hubert, RB .....MIA, VI, VII; OAK, XI  
 Giordano, Matt, S .....IND, XLI  
 Gisle, Mike, C .....NE, XXXI  
 Givens, David, WR .....NE, XXXVIII, XXXIX  
 Glassic, Tom, G .....DEN, XII  
 Glenn, Tarik, T .....IND, XLI  
 Glenn, Terry, WR .....NE, XXXI  
 Godfrey, Chris, G .....NYG, XXI  
 Gogan, Kevin, G .....DALL, XXVII, XXVIII  
 Goganious, Keith, LB .....BUFF, XXVII, XXVIII  
 Goings, Nick, RB .....CAR, XXXVIII  
 Golden, Jack, LB .....NYG, XXXV; TB, XXXVII  
 Goodburn, Kelly, P .....WASH, XXVI  
 Goode, Irv, LB .....MIA, VIII  
 Goode, Tom, C .....BALT, V  
 Goodrum, Chuck, T-G .....MINN, VIII, IX, XI  
 Gordon, Cornell, CB .....NYJ, III  
 Gordon, Darrien, CB .....SD, XXIX; DEN, XXXII, XXXIII;  
 OAK, XXXVII  
 Gordon, Larry, LB .....MIA, XVII  
 Gorin, Brandon, T .....NE, XXXVIII\*, XXXIX  
 Goss, Antonio, LB .....SF, XXIII, XXIX  
 Gostkowski, Stephen, K .....NE, XLII  
 Gould, Robbie, K .....CHI, XLI  
 Gouveia, Kurt, LB .....WASH, XXII, XXVI  
 Grabowski, Jim, FB .....GB, I, II\*  
 Gradishar, Randy, LB .....DEN, XII  
 Graham, Ben, P .....ARIZ, XLIII  
 Graham, Daniel, TE .....NE, XXXVIII, XXXIX

Graham, Hanson, WR .....NE, XXXI  
 Gramatica, Martin, K .....TB, XXXVII  
 Grant, Bob, LB .....BALT, V  
 Grant, Darryl, DT .....WASH, XVII, XVIII, XXII  
 Grant, David, NT .....CIN, XXIII  
 Grant, DeLawrence, DE .....OAK, XXXVII  
 Grant, Deon, S .....CAR, XXXVIII  
 Grant, John, DE .....DEN, XII  
 Grantham, Larry, LB .....NYJ, III  
 Gravelle, Gordon, T .....PITT, IX, X; RAMS, XIV  
 Grave, Tom, LB .....PITT, XIV  
 Gray, Chris, G .....SEA, XL  
 Grayson, Dave, S .....OAK, II  
 Grbac, Elvis, QB .....SF, XXIX  
 Green, Cleveland, T .....MIA, XVII, XIX  
 Green, Cornell, S .....DALL, V, VI  
 Green, Cornell, G-T .....TB, XXXVII  
 Green, Darrell, CB .....WASH, XVIII, XXII, XXVI  
 Green, Harold, RB .....ATL, XXXIII  
 Green, Jarvis, DE-DT .....NE, XXXVIII, XXXIX, XLII  
 Green, Paul, TE .....DEN, XXIV  
 Green, Willie, WR .....DEN, XXXII, XXXIII  
 Greene, Joe, DT .....PITT, IX, X, XIII, XIV  
 Greene, Kevin, LB .....PITT, XXX  
 Greenwood, L.C., DE .....PITT, IX, X, XIII, XIV  
 Greer, Terry, WR .....SF, XXIII  
 Gregg, Forrest, T .....GB, I, II; DALL, VI\*  
 Gregory, Bill, DT .....DALL, VI, X, XII  
 Grier, Mاريو, RB .....NE, XXXI  
 Griesse, Bob, QB .....MIA, VI, VII, VIII  
 Griesse, Brian, QB .....CHI, XLI\*  
 Griffin, Archie, RB .....CIN, XVI  
 Griffin, Cornelius, DT .....NYG, XXXV  
 Griffin, Don, CB .....SF, XXIII, XXIV  
 Griffin, Keith, RB .....WASH, XXII  
 Griffin, Ray, CB .....CIN, XVI  
 Griffith, Howard, RB .....DEN, XXXII, XXXIII  
 Griggs, David, LB .....SD, XXIX  
 Grim, Bob, WR .....MINN, IV, XI  
 Grimm, Russ, G-T .....WASH, XVII, XVIII, XXII, XXVI  
 Groce, Ron, RB .....MINN, XI  
 Grogan, Steve, QB .....NE, XX  
 Gross, Jordan, T .....CAR, XXXVIII  
 Grossman, Randy, TE .....PITT, IX, X, XIII, XIV  
 Grossman, Rex, QB .....CHI, XLI  
 Gruttadauria, Mike, C .....STL, XXXIV  
 Guy, Ray, P .....OAK, XI, XV; RAID, XVIII  
 Guyton, Myron, S .....NYG, XXV  
**H**  
 Habib, Brian, G .....DEN, XXXII  
 Hackbart, Dale, LB .....MINN, IV  
 Hackett, D.J., WR .....SEA, XL  
 Hackett, Joey, TE .....DEN, XXI  
 Hagberg, Roger, FB .....OAK, II  
 Haggans, Clark, LB .....PITT, XL  
 Hagler, Tyjuan, LB .....IND, XLI  
 Hagy, John, S .....BUFF, XXV  
 Hairston, Carl, DE .....PHIL, XV  
 Haji-Sheikh, Ali, K .....WASH, XXII  
 Hakim, Az-Zahir, WR .....STL, XXXIV, XXXVI  
 Hale, Chris, CB .....BUFF, XXVI  
 Hale, Ryan, DT .....NYG, XXXV  
 Haley, Charles, LB .....SF, XXIII, XXIV; DALL,  
 XXVII, XXVIII, XXX  
 Hall, Courtney, C .....SD, XXIX  
 Hall, Dana, S .....SF, XXIX  
 Hall, Rhett, DT .....SF, XXIX  
 Hall, Travis, DT .....ATL, XXXIII  
 Hall, Willie, LB .....OAK, XI  
 Hall, Windlan, S .....MINN, XI  
 Hallen, Bob, G .....ATL, XXXIII  
 Ham, Jack, LB .....PITT, IX, X, XIII, XIV\*  
 Hamel, Dean, DT .....WASH, XXII  
 Hamilton, Bobby, DE .....NE, XXXVI, XXXVIII  
 Hamilton, Keith, DT .....NYG, XXXV  
 Hamilton, Ruffin, LB .....ATL, XXXIII  
 Hamilton, Steve, DE .....WASH, XXII  
 Hamilton, Wes, G .....MINN, XI  
 Hampton, Casey, NT .....PITT, XL, XLIII  
 Hampton, Dan, DE .....CHI, XX  
 Hanburger, Chris, LB .....WASH, VII  
 Hanks, Merton, S .....SF, XXIX  
 Hankton, Karl, WR .....CAR, XXXVIII  
 Hannah, Charlie, G .....RAID, XVIII

Hannah, John, G .....NE, XX  
 Hannam, Ryan, TE .....SEA, XL  
 Hanratty, Terry, QB .....PITT, IX\*, X  
 Hansen, Phil, DE .....BUFF, XXVI, XXVII, XXVIII  
 Hanson, Chris, P .....NE, XLII  
 Harden, Mike, CB .....DEN, XXI  
 Hardman, Cedrick, DE .....OAK, XV  
 Hardy, Bruce, TE .....MIA, XVII, XIX  
 Hargrove, Jim, RB .....CIN, XVI  
 Hargrove, Jim L., LB .....MINN, IV  
 Harmon, Clarence, RB .....WASH, XVII  
 Harmon, Derrick, RB .....SF, XIX  
 Harmon, Ronnie, RB .....SD, XXIX  
 Harper, Alvin, WR .....DALL, XXVII, XXVIII  
 Harper, Dwayne, CB .....SD, XXIX  
 Harper, Nick, CB .....IND, XLI  
 Harper, Willie, LB .....SF, XVI  
 Harrah, Dennis, G .....RAMS, XIV  
 Harraway, Charley, RB .....WASH, VII  
 Harrington, Perry, RB .....PHIL, XV  
 Harris, Antwan, S .....NE, XXXVI  
 Harris, Bernardo, LB .....GB, XXXI, XXXII  
 Harris, Bill, RB .....MINN, IV  
 Harris, Bo, LB .....CIN, XVI  
 Harris, Chris, S .....CHI, XLI  
 Harris, Cliff, S .....DALL, V, VI, X, XII, XIII  
 Harris, Corey, S .....BALT, XXXV  
 Harris, Duriel, WR .....MIA, XVII  
 Harris, Franco, RB .....PITT, IX, X, XIII, XIV  
 Harris, Jackie, TE .....TENN, XXXIV  
 Harris, Joe, LB .....RAMS, XIV  
 Harris, Leroy, RB .....PHIL, XV  
 Harris, M.L., TE .....CIN, XVI  
 Harris, Napoleon, LB .....OAK, XXXVII  
 Harris, Ronnie, WR .....ATL, XXXIII  
 Harris, Tim, DE .....SF, XXIX  
 Harrison, Dennis, DE .....PHIL, XV  
 Harrison, James, LB .....PITT, XL, XLIII  
 Harrison, Marvin, WR .....IND, XLI  
 Harrison, Reggie, RB .....PITT, IX, X  
 Harrison, Rodney, S .....SD, XXIX; NE, XXXVIII,  
 XXXIX, XLII  
 Hart, Doug, CB .....GB, I, II  
 Hartenstine, Mike, DE .....CHI, XX  
 Hartings, Jeff, C .....PITT, XL  
 Hartwig, Justin, C .....PITT, XLIII  
 Harty, John, DT .....SF, XVI  
 Harvey, Jim, G .....OAK, II  
 Harvey, Richard, LB .....BUFF, XXVIII  
 Hasselbach, Harald, DE .....DEN, XXXII, XXXIII  
 Hasselbeck, Don, TE .....RAID, XVIII  
 Hasselbeck, Matt, QB .....SEA, XL  
 Hastings, Andre, WR .....PITT, XXX  
 Hathcock, Dave, CB .....GB, I  
 Hauss, Len, C .....WASH, VII  
 Havrilak, Sam, RB .....BALT, V  
 Hawkins, Alex, FL .....BALT, III  
 Hawkins, Frank, RB .....RAID, XVIII  
 Hawkins, Wayne, G .....OAK, II  
 Hawthorne, Greg, RB-WR .....PITT, XIV; NE, XX  
 Hayden, Aaron, RB .....GB, XXXII  
 Hayden, Kelvin, CB .....IND, XLI  
 Hayes, Bob, WR .....DALL, V, VI  
 Hayes, Chris, S .....GB, XXXI  
 Hayes, Gerald, LB .....ARIZ, XLIII  
 Hayes, Jeff, P .....WASH, XVII, XVIII  
 Hayes, Jonathan, TE .....PITT, XXX  
 Hayes, Lester, CB .....OAK, XV; RAID, XVIII  
 Hayes, Wendell, RB .....KC, IV  
 Haymond, Alvin, S .....WASH, VII  
 Haynes, Mark, CB .....DEN, XXI, XXII, XXIV  
 Haynes, Mike, CB .....RAID, XVIII  
 Haynes, Verron, RB .....PITT, XL  
 Headen, Andy, LB .....NYG, XXI  
 Headrick, Sherrill, LB .....KC, I  
 Hebron, Vaughn, RB .....DEN, XXXII, XXXIII  
 Hedgecock, Madison, FB .....NYG, XLII  
 Heflin, Vince, WR .....MIA, XVII, XIX  
 Hegamin, George, T .....DALL, XXX  
 Hegman, Mike, LB .....DALL, XII, XIII  
 Heinz, Bob, DT .....MIA, VI, VII, VIII  
 Heller, Ron, TE .....SF, XXXII  
 Hellestrae, Dale, C .....DALL, XXVII, XXVIII, XXX  
 Helton, Barry, P .....SF, XXIII, XXIV

# SUPER BOWL

Henderson, Jerome, CB ..... BUFF, XXVIII; NE, XXXI  
Henderson, John, WR ..... MINN, IV  
Henderson, Thomas, LB ..... DALL, X, XII, XIII  
Henderson, William, RB ..... GB, XXXI, XXXII  
Henderson, Wymon, CB ..... DEN, XXIV  
Henderson, Zac, S ..... PHIL, XV  
Hendricks, Ted, LB ... BALT, V; OAK, XI, XV; RAID, XVIII  
Hendrickson, Steve, LB ..... SF, XXIV; SD, XXIX  
Hennings, Chad, DT ..... DALL, XXVII, XXVIII, XXX  
Henke, Brad, NT ..... DEN, XXIV  
Henry, Kevin, DE ..... PITT, XXX  
Henry, Wally, WR ..... PHIL, XV  
Hentrich, Craig, P ..... GB, XXXI, XXXII; TENN, XXXIV  
Herman, Dave, T ..... NYJ, III  
Hermeling, Terry, T ..... WASH, VII  
Herndon, Kelly, CB ..... SEA, XL  
Herock, Ken, DE ..... OAK, II  
Herrera, Efren, G ..... DALL, XII  
Herring, Kim, S ..... BALT, XXXV; STL, XXXVI  
Hertel, Rob, QB ..... PHIL, XV\*  
Hester, Devin, CB-KR ..... CHI, XLI  
Hester, Ron, LB ..... MIA, XVII  
Hicks, Artis, T ..... PHIL, XXXIX  
Hicks, Bryan, S ..... CIN, XVI  
Hicks, Clifford, CB ..... BUFF, XXV, XXVI, XXVII  
Hicks, Dwight, S ..... SF, XVI, XIX  
Hightower, Tim, RB ..... ARIZ, XLIII  
Hilgenberg, Jay, C ..... CHI, XX  
Hilgenberg, Wally, LB ..... MINN, IV, VIII, IX, XI  
Hill, Calvin, RB ..... DALL, V, VI  
Hill, Dave, T ..... KC, I, IV  
Hill, Drew, WR ..... RAMS, XIV  
Hill, Eddie, RB ..... RAMS, XIV; MIA, XVII, XIX  
Hill, Jerry, RB ..... BALT, III, V  
Hill, Kenny, S ..... RAID, XVIII; NYG, XXI  
Hill, Kent, G ..... RAMS, XIV  
Hill, Leroy, LB ..... SEA, XL  
Hill, Tony, WR ..... DALL, XII, XIII  
Hill, Winston, T ..... NYJ, III  
Hillary, Ira, WR ..... CIN, XXIII  
Hillmeyer, Hunter, LB ..... CHI, XLI  
Hilliard, Ike, WR ..... NYG, XXXV  
Hilliard, Randy, CB ..... DEN, XXXII  
Hilton, Roy, DE ..... BALT, III, V  
Hinton, Ed, WR ..... BALT, V  
Hixon, Domenik, WR ..... NYG, XLII  
Hoage, Terry, S ..... WASH, XXII  
Hobbs, Ellis, CB ..... NE, XLVI  
Hobbs, Stephen, WR ..... WASH, XXVI  
Hobgood-Chittick, Nate, DT ..... STL, XXXIV  
Hochstein, Russ, G ..... NE, XXXVIII, XXXIX, XLII  
Hodel, Nathan, LS ..... ARIZ, XLIII  
Hodgins, James, RB ..... STL, XXXIV, XXXV  
Hoke, Chris, DT ..... PITT, XL, XLIII  
Holcombe, Robert, RB ..... STL, XXXIV, XXXVI  
Holland, Darius, DT ..... GB, XXXI, XXXII  
Holland, John, WR ..... MINN, IX\*  
Holliday, Corey, WR ..... PITT, XXX  
Hollinquest, Lamont, LB ..... GB, XXXI, XXXII  
Holloway, Brian, T ..... NE, XX  
Holly, Bob, QB ..... WASH, XVII\*, XVIII\*  
Holman, Rodney, TE ..... CIN, XXIII  
Holmes, Clayton, CB ..... DALL, XXVII  
Holmes, Ernie, DT ..... PITT, IX, X  
Holmes, Kenny, DE ..... TENN, XXXIV  
Holmes, Priest, RB ..... BALT, XXXV  
Holmes, Robert, RB ..... KC, IV  
Holmes, Ron, DE ..... DEN, XXIV  
Holmes, Santonio, WR ..... PITT, XLIII  
Holmoe, Tom, CB ..... SF, XIX, XXIII  
Holt, Issiac, CB ..... DALL, XXVII  
Holt, Pierce, DE ..... SF, XXIII, XXIV  
Holt, Torry, WR ..... STL, XXXIV, XXXVI  
Holub, E.J., LB-C ..... KC, I, IV  
Homan, Dennis, WR ..... DALL, V  
Hood, Roderick, CB ..... PHIL, XXXIX; ARIZ, XLIII  
Hoopes, Mitch, P ..... DALL, X  
Hoover, Brad, FB ..... CAR, XXXVIII  
Hope, Chris, S ..... PITT, XL  
Hopkins, Brad, T ..... TENN, XXXIV  
Horan, Mike, P ..... DEN, XXI, XXII, XXIV; STL, XXXIV  
Horn, Don, QB ..... GB, II\*  
Horn, Rod, NT ..... CIN, XVI  
Horne, Tony, WR ..... STL, XXXIV

Hornung, Paul, RB ..... GB, I\*  
Horton, Ray, CB-S ..... CIN, XXIII, DALL, XXVII  
Hostetler, Jeff, QB ..... NYG, XXV  
Howard, Desmond, WR ..... GB, XXXI  
Howard, Erik, NT ..... NYG, XXI, XXV  
Howard, Paul, G ..... DEN, XII  
Howard, Percy, WR ..... DALL, X  
Howard, Reggie, CB ..... CAR, XXXVIII  
Howard, Ron, TE ..... DALL, X  
Howell, John, S ..... TB, XXXVII  
Howley, Chuck, LB ..... DALL, V, VI  
Huard, Damon, QB ..... NE, XXXVIII\*  
Hudson, Jim, S ..... NYJ, III  
Hudson, John, C ..... BALT, XXXV  
Huff, Ken, G ..... WASH, XVIII  
Hughes, Randy, S ..... DALL, X, XII, XIII  
Hull, Kent, C ..... BUFF, XXV, XXVI, XXVII, XXVIII  
Hull, Mike, RB ..... WASH, VII  
Humm, David, QB ..... OAK, XI; RAID, XVIII  
Humphrey, Bobby, RB ..... DEN, XXIV  
Humphrey, Claude, DE ..... PHIL, XV  
Humphries, Stan, QB ..... SD, XXIX  
Humphries, Stefan, G ..... CHI, XX; DEN, XXII  
Hunley, Ricky, LB ..... DEN, XXI, XXII  
Hunt, Bobby, S ..... KC, I  
Hunt, Byron, LB ..... NYG, XXI  
Hurst, Chuck, DE ..... KC, I, IV  
Hutchinson, Steve, G ..... SEA, XL  
Huther, Bruce, LB ..... DALL, XII, XIII  
Hyde, Glenn, T ..... DEN, XII  
Hyland, Bob, C ..... GB, II  
I  
Idonije, Israel, DL ..... CHI, XLI  
Ingram, Brian, LB ..... NE, XX  
Ingram, Mark, WR ..... NYG, XXV  
Ioane, Junior, DT ..... OAK, XXXVII  
Irvin, Michael, WR ..... DALL, XXVII, XXVIII, XXX  
Ismail, Qadry, WR ..... BALT, XXXV  
Ivy, Corey, CB ..... TB, XXXVII  
Iwebema, Kenny, DE ..... ARIZ, XLIII  
Iwuoma, Chidi, CB ..... PITT, XL  
Izzo, Larry, LB ..... NE, XXXVI, XXXVIII, XXXIX, XLII  
J  
Jacke, Chris, K ..... GB, XXXI  
Jackson, Bernard, S ..... DEN, XII  
Jackson, Brad, LB ..... BALT, XXXV  
Jackson, Darrell, WR ..... SEA, XL  
Jackson, Dexter, S ..... TB, XXXVII  
Jackson, Greg, S ..... NYG, XXV  
Jackson, John, T ..... PITT, XXX  
Jackson, Johnny, S ..... SF, XXIV  
Jackson, Keith, TE ..... GB, XXXI  
Jackson, Kirby, CB ..... BUFF, XXV, XXVI, XXVII  
Jackson, Mark, WR ..... DEN, XXI, XXII, XXIV  
Jackson, Marlin, CB ..... IND, XLI  
Jackson, Monte, CB ..... OAK, XV  
Jackson, Rickey, DE ..... SF, XXIX  
Jackson, Steve, S ..... TENN, XXXIV  
Jackson, Tom, LB ..... DEN, XII, XXI  
Jackson, Tyoka, DT ..... STL, XXXVI  
Jackson, Wilbur, RB ..... WASH, XVIII, XXII  
Jacobs, Brandon, RB ..... NYG, XLII  
Jacoby, Joe, T ..... WASH, XVII, XVIII, XXII, XXVI  
James, Craig, RB ..... NE, XX  
James, Edgerrin, RB ..... ARIZ, XLIII  
James, Geno, G ..... CAR, XXXVIII  
James, Roland, S ..... NE, XX  
James, Tory, CB ..... DEN, XXXIII; OAK XXXVII  
Janikowski, Sebastian, K ..... OAK, XXXVII  
Jaqua, Jon, S ..... WASH, VII  
Jaworski, Ron, QB ..... PHIL, XV  
Jeffcoat, Jim, DE ..... DALL, XXVII, XXVIII  
Jeffers, Patrick, WR ..... DEN, XXXII  
Jefferson, Roy, WR ..... BALT, V; WASH, VII  
Jefferson, Shawn, WR ..... SD, XXIX; NE, XXXI  
Jenkins, Billy, S ..... STL, XXXIV  
Jenkins, Ed, RB ..... MIA, VII  
Jenkins, James, TE ..... WASH, XXVI  
Jenkins, Kerry, G ..... TB, XXXVII  
Jenkins, Kris, DT ..... CAR, XXXVIII  
Jennings, Stanford, RB ..... CIN, XXIII  
Jensen, Derrick, RB ..... OAK, XV; RAID, XVIII  
Jensen, Jim C., QB-WR ..... MIA, XVII, XIX  
Jensen, Jim D., RB ..... DEN, XII

Jervey, Travis, RB ..... GB, XXXI, XXXII  
Jeter, Bob, CB ..... GB, I, II  
Jett, John, P ..... DALL, XXVIII, XXX  
Joe, Leon, LB ..... CHI, XLI  
Jodat, Jim, RB ..... RAMS, XIV  
Johnson, Anthony (A.J.), CB ..... WASH, XXVI  
Johnson, Bethel, WR ..... NE, XXXVIII, XXXIX  
Johnson, Bill, NT ..... PITT, XXX  
Johnson, Bobby, WR ..... DALL, XX  
Johnson, Brad, QB ..... TB, XXXVII  
Johnson, Butch, WR ..... DALL, XII, XIII  
Johnson, Charles, WR ..... NE, XXXVI  
Johnson, Charlie, T ..... IND, XLI  
Johnson, Charlie, NT ..... PHIL, XV  
Johnson, Cornelius, G ..... BALT, III, V  
Johnson, Curley, P ..... NYJ, III  
Johnson, Curtis, CB ..... MIA, VI, VII, VIII  
Johnson, Damian, T ..... WASH, XXI  
Johnson, Darius, CB ..... DEN, XXXII, XXXIII  
Johnson, Dan, TE ..... MIA, XIX  
Johnson, Charles, DE ..... PHIL, XXXIX  
Johnson, Eric, S-LB ..... OAK, XXXVII  
Johnson, Gary, DT ..... SF, XIX  
Johnson, Keyshawn, WR ..... TB, XXXVII  
Johnson, Lee, P ..... CIN, XXIII  
Johnson, Michael, S ..... NYG, XLII  
Johnson, Monte, LB ..... OAK, XI  
Johnson, Norm, K ..... PITT, XXX  
Johnson, Patrick, WR ..... BALT, XXXV  
Johnson, Pepper, LB ..... NYG, XXI, XXV  
Johnson, Pete, FB ..... CIN, XVI; MIA, XIX\*  
Johnson, Raylee, DE ..... SD, XXIX  
Johnson, Rob, QB ..... TB, XXXVII\*  
Johnson, Ron, CB ..... PITT, XIII, XIV  
Johnson, Sammy, RB ..... MINN, XI  
Johnson, Sidney, CB ..... WASH, XXVI  
Johnson, Tank, DT ..... CHI, XLI  
Johnson, Ted, LB ..... NE, XXXI, XXXVI, XXXVIII, XXXIX  
Johnson, Tim, DT ..... WASH, XXVI  
Johnson, Tim, LB ..... OAK, XXXVII  
Johnson, Todd, S ..... CHI, XLI  
Johnson, Vance, WR ..... DEN, XXI, XXII, XXIV  
Johnston, Brian, C ..... NYG, XXI  
Johnston, Daryl, RB ..... DALL, XXVII, XXVIII, XXX  
Jolley, Doug, TE ..... OAK, XXXVII  
Jonassen, Eric, T ..... SD, XXIX  
Jones, Anthony, TE ..... WASH, XXII  
Jones, Brent, TE ..... SF, XXIII, XXIV, XXIX  
Jones, Calvin, WR ..... GB, XXXI  
Jones, Cedric, RB ..... NE, XX  
Jones, Cedric, DE ..... NYG, XXXV  
Jones, Clint, RB ..... MINN, IV  
Jones, Dhani, LB ..... PHIL, XXXIX  
Jones, Dontae, LB ..... PITT, XXX  
Jones, Ed (Too Tall), DE ..... DALL, X, XII, XIII  
Jones, Henry, S ..... BUFF, XXVI, XXVII, XXVIII  
Jones, Jimmie, DT ..... DALL, XXVII, XXXVIII  
Jones, Mike, LB ..... STL, XXXIV  
Jones, Mike, DE ..... NE, XXXI; TENN XXXIV  
Jones, Robbie, LB ..... NYG, XXI  
Jones, Robert, LB ..... DALL, XXVII, XXVIII, XXX  
Jones, Rod, T ..... STL, XXXVI  
Jones, Sean, DE ..... GB, XXXI  
Jones, Tebucky, S ..... NE, XXXVI  
Jones, Thomas, RB ..... CHI, XLI  
Jones, Tony, T ..... DEN, XXXII, XXXIII  
Jones, Walter, T ..... SEA, XL  
Jones, Willie, DE ..... OAK, XV  
Jordan, Curtis, S ..... WASH, XVII, XVIII  
Jordan, Darin, LB ..... SF, XXIX  
Jordan, Henry, DT ..... GB, I, II  
Jordan, Lee Roy, LB ..... DALL, V, VI, X  
Jordan, Randy, RB ..... OAK, XXXVII  
Jordan, Shelby, T ..... RAID, XVIII  
Joyner, Seth, LB ..... GB, XXXII; DEN, XXXIII  
Judson, William, CB ..... MIA, XVII, XIX  
June, Cato, LB ..... IND, XLI  
Jurevicius, Joe, WR ... NYG, XXXV; TB, XXXVII; SEA, XL  
Juriga, Jim, G ..... DEN, XXIV  
Justin, Paul, QB ..... STL, XXXIV  
K  
Kacyvenski, Isaiah, LB ..... SEA, XL  
Kaczur, Nick, T ..... NE, XLII  
Kapp, Joe, QB ..... MINN, IV



# SUPER BOWL

Karlis, Rich, K.....	DEN, XXI, XXII	Lachey, Jim, T.....	WASH, XXVI	Lott, Ronnie, CB.....	SF, XVI, XIX, XXIII, XXIV
Kartz, Keith, T.....	DEN, XXII, XXIV	Laidlaw, Scott, RB.....	DALL, XII, XIII	Love, Clarence, CB.....	OAK, XXXVII
Kasay, John, K.....	CAR, XXXVIII	Lake, Carnell, S.....	PITT, XXX	Loville, Derek, RB.....	SF, XXIX; DEN, XXXII, XXXIII
Kassulke, Karl, S.....	MINN, IV	Lamb, Brad, WR.....	BUFF, XXVII	Lowry, Quentin, LB.....	WASH, XVII
Kaufman, Mel, LB.....	WASH, XVII, XVIII, XXII	Lambert, Jack, LB.....	PITT, IX, X, XIII, XIV	Lucas, Ray, WR.....	NE, XXXI
Kay, Clarence, TE.....	DEN, XXI, XXII, XXIV	Lammons, Pete, TE.....	NYJ, III	Lucas, Tim, LB.....	DEN, XXII, XXIV
Kearney, Jim, S.....	KC, IV	Lamonica, Daryle, QB.....	OAK, II	Lurtsema, Bob, DE.....	MINN, VIII, IX
Kearse, Jevon, DE.....	TENN, XXXIV, PHIL, XXXIX	Landeta, Sean, P.....	NYG, XXI, XXV	Lutui, Deuce, G.....	ARIZ, XLIII
Keating, Tom, DT.....	OAK, II	Lane, Max, T.....	NE, XXXI	Lyght, Todd, CB.....	STL, XXXIV
Kehr, Karl, G.....	WASH, XXII	Lang, David, RB.....	DALL, XXX	Lyle, Keith, S.....	STL, XXXIV
Keiaho, Freddie, LB.....	IND, XLI	Lang, Gene, RB.....	DEN, XXI, XXII	Lyles, Lenny, CB.....	BALT, III
Keisel, Brett, DE.....	PITT, XL	Langer, Jim, G-C.....	MIA, VI, VII, VIII	Lynch, Jim, LB.....	KC, IV
Kelcher, Louie, DT.....	SF, XIX	Lanier, Ken, T.....	DEN, XXI, XXII, XXIV	Lynch, John, S.....	TB, XXXVII
Kellum, Marvin, LB.....	PITT, IX, X	Lanier, Willie, LB.....	KC, IV	Lynn, Anthony, RB.....	DEN, XXXII, XXXIII
Kelly, Brian, CB.....	TB, XXXVII	Lankford, Paul, CB.....	MIA, XVII, XIX	Lytle, Rob, RB.....	DEN, XII
Kelly, Jim, QB.....	BUFF, XXV, XXVI, XXVII, XXVIII	Lapham, Dave, G.....	CIN, XVI	<b>M</b>	
Kelly, Joe, LB.....	CIN, XXIII	Larsen, Gary, DT.....	MINN, IV, VIII, IX	Mack, Red, FL.....	GB, I
Kelso, Mark, S.....	BUFF, XXV, XXVI, XXVII, XXVIII	Lash, Jim, WR.....	MINN, VIII, IX	Mackbee, Earsell, CB.....	MINN, IV
Kemoeatu, Chris, G.....	PITT, XLIII	Lasker, Greg, S.....	NYG, XXI	Mackey, John, TE.....	BALT, III, V
Kemp, Bobby, S.....	CIN, XVI	Laskey, Bill, LB.....	OAK, II	Maddox, Mark, LB.....	BUFF, XXV, XXVI, XXVII, XXVIII
Kennard, Derek, C.....	DALL, XXX	Lassic, Derrick, RB.....	DALL, XXVIII*	Madison, Anthony, CB.....	PITT, XLIII
Kennedy, Allan, T.....	SF, XVI, XIX	Lassiter, Isaac, DE.....	OAK, II	Madison, Sam, CB.....	NYG, XLII
Kennedy, Lincoln, T.....	OAK, XXXVII	Laster, Donald, T.....	WASH, XVII	Mahe, Reno, RB.....	PHIL, XXXIX
Kennedy, Sam, LB.....	SF, XXIII	Laufenberg, Babe, QB.....	WASH, XVII*	Maitland, Jack, RB.....	BALT, V
Kennedy, Steve, T.....	PHIL, XV	Lavender, Joe, CB.....	WASH, XVII	Manders, Dave, C.....	DALL, V, VI
Kent, Joey, WR.....	TENN, XXXIV	Law, Ty, CB.....	NE, XXXI, XXXVI, XXXVIII	Mandich, Jim, TE.....	MIA, VI, VII, VIII; PITT, XII
Keys, Tyrone, DE.....	CHI, XX	Lawless, Burton, G.....	DALL, X, XII, XIII	Mangum, Kris, TE.....	CAR, XXXVIII
Keysworth, Jon, RB.....	DEN, XII	Lawrence, Amos, RB.....	SF, XVI	Mankins, Logan, G.....	NE, XLII
Kiick, Jim, RB.....	MIA, VI, VII, VIII	Lawrence, Henry, T.....	OAK, XI, XV; RAID, XVIII	Manley, Dexter, DE.....	WASH, XVII, XVIII, XXII
Killens, Terry, LB.....	TENN, XXXIV	Lawson, Steve, G.....	MINN, VIII*	Mann, Charles, DE.....	WASH, XVIII, XXII, XXVI; SF, XXIX
Kilmer, Billy, QB.....	WASH, VII	Layman, Jason, G.....	TENN, XXXIV	Mann, Errol, K.....	OAK, XI
Kimball, Bruce, G.....	WASH, XVIII	Lechler, Shane, P.....	OAK, XXXVII	Mannelly, Patrick, LS.....	CHI, LI
Kinchen, Brian, LS.....	NE, XXXVIII	LeClair, Jim, LB.....	CIN, XVI	Manning, Danieal, S.....	CHI, XLI
Kindig, Howard, T.....	MIA, VII	Lee, Amp, RB.....	STL, XXXIV	Manning, Eli, QB.....	NYG, XLII
Kiner, Steve, LB.....	DALL, V	Lee, Bob, QB-P.....	MINN, IV, XI; RAMS, XIV*	Manning, Peyton, QB.....	IND, XII
King, Emanuel, LB.....	CIN, XXIII	Lee, David, P.....	BALT, III	Manning Jr., Ricky, CB.....	CAR, XXXVIII; CHI, XLI
King, Kenny, RB.....	OAK, XV; RAID, XVIII	Lee, Larry, C.....	DEN, XXII*	Manor, Brison, DE.....	DEN, XII
Kingsriter, Doug, TE.....	MINN, VIII, IX	Lee, Ronnie, TE.....	MIA, XVII, XIX	Mansfield, Ray, C.....	PITT, IX, X
Kinlaw, Reggie, NT.....	OAK, XV; RAID, XVIII	Lee, Shawn, DT.....	SD, XXIX	Manuel, Lionel, WR.....	NYG, XXI
Kirkland, Levon, LB.....	PITT, XXX	Leftwich, Byron, QB.....	PITT, XLIII*	Manuel, Marquand, S.....	SEA, XL
Kirschke, Travis, DE.....	PITT, XL, XLIII	Leigh, Charley, RB.....	MIA, VII	Manumaleuna, Brandon, TE.....	STL, XXXVI
Klecko, Dan, DT.....	IND, XLI	Leinart, Matt, QB.....	ARIZ, XLIII*	Maples, Bobby, C.....	DEN, XII
Klostermann, Bruce, LB.....	DEN, XXII, XXIV	Lemaster, Frank, LB.....	PHIL, XV	Margerum, Ken, WR.....	CHI, XX
Knapp, Lindsay, G.....	GB, XXXI	Leopold, Bobby, LB.....	SF, XVI	Marinero, Ed, RB.....	MINN, VIII, IX
Knight, Curt, K.....	WASH, VII	Lepsis, Matt, T.....	DEN, XXXIII	Marino, Dan, QB.....	MIA, XIX
Knight, Marcus, WR.....	OAK, XXXVII	Lester, Tim, RB.....	PITT, XXX	Marion, Brock, S.....	DALL, XXX
Koch, Markus, DE.....	WASH, XXII	Lett, Leon, DT.....	DALL, XXVII, XXVIII, XXX	Marion, Fred, S.....	NE, XX
Kocourek, Dave, TE.....	OAK, II	Levens, Dorsey, RB.....	GB, XXXI, XXXII; PHIL, XXXIX	Maroney, Laurence, RB.....	NE, XLII
Kolb, Jon, T.....	PITT, IX, X, XIII, XIV	Lewis, D.D., LB.....	DALL, V, VI, X, XII, XIII	Marsalis, Jim, CB.....	KC, IV
Kolen, Mike, LB.....	MIA, VI, VII, VIII	Lewis, D.D., LB.....	SEA, XL	Marshall, Jim, DE.....	MINN, IV, VIII, IX, X
Koonce, George, LB.....	GB, XXXII	Lewis, Frank, WR.....	PITT, IX, X	Marshall, Leonard, DE.....	NYG, XXI, XXV
Koppen, Dan, C.....	NE, XXXVIII, XXXIX, XLII	Lewis, Greg, WR.....	PHIL, XXXIX	Marshall, Wilber, LB.....	CHI, XX; WASH, XXVI
Kosar, Bernie, QB.....	DALL, XXVIII	Lewis, Jamal, RB.....	BALT, XXXV	Martin, Amos, LB.....	MINN, VIII, IX, XI
Kostalar, Ron, DT.....	GB, I, II	Lewis, Jermaine, WR.....	BALT, XXXV	Martin, Curtis, RB.....	NE, XXXI
Koutouvides, Niko, LB.....	SEA, XL	Lewis, Michael, S.....	PHIL, XXXIX	Martin, George, DE.....	NYG, XXI
Kozerski, Bruce, C.....	CIN, XXIII	Lewis, Ray, LB.....	BALT, XXXV	Martin, Harvey, DE.....	DALL, X, XII, XIII
Kozlowski, Brian, RB.....	ATL, XXXIII	Liebenstein, Todd, DE.....	WASH, XVII, XVIII	Martin, Jamie, QB.....	STL, XXXVI*
Kozlowski, Mike, S.....	MIA, XVII, XIX	Light, Matt, T.....	NE, XXXVI, XXXVIII, XXXIX, XLII	Martin, Kelvin, WR-KR.....	DALL, XXVII
Kragen, Greg, NT.....	DEN, XXI, XXII, XXIV	Lilja, Ryan, G.....	IND, XLI	Martin, Rod, LB.....	OAK, XV; RAID, XVIII
Kramer, Jerry, G.....	GB, I, II	Lilly, Bob, DT.....	DALL, V, VI	Martin, Saladin, CB.....	SF, XVI*
Kramer, Kent, TE.....	MINN, IV	Lilly, Tony, S.....	DEN, XXI, XXII	Martin, Tony, WR.....	SD, XXIX; ATL, XXXIII
Kratch, Bob, G.....	NYG, XXV; NE, XXXI	Lindsey, Jim, RB.....	MINN, IV	Martini, Rich, WR.....	OAK, XV
Krause, Paul, S.....	MINN, IV, VIII, IX, XI	Lingner, Adam, C.....	BUFF, XXV, XXVI, XXVII, XXVIII	Marvin, Mickey, G.....	OAK, XV; RAID, XVIII
Kreider, Dan, FB.....	PITT, XL	Lippett, Ronnie, CB.....	NE, XX	Maryland, Russell, DT.....	DALL, XXVII, XXVIII, XXX
Kreider, Steve, WR.....	CIN, XVI	Liscio, Tony, T.....	DALL, V*, VI	Mason, Derrick, WR.....	TENN, XXXIV
Krepfle, Keith, TE.....	PHIL, XV	Little, Larry, G.....	MIA, VI, VII, VIII	Mason, Lindsey, T.....	OAK, XV
Kreutz, Olin, C.....	CHI, XLI	Little, Leonard, LB.....	STL, XXXIV, XXXVI	Matheson, Bob, LB.....	MIA, VI, VII, VIII
Kriewaldt, Clint, LB.....	PITT, XL	Livingston, Mike, QB.....	KC, IV	Mathews, Jason, T.....	TENN, XXXIV
Kruczek, Mike, QB.....	PITT, XLII*, XIV*	Lloyd, Greg, LB.....	PITT, XXX	Mathis, Bill, RB.....	NYJ, III
Krumrie, Tim, NT.....	CIN, XXIII	Locklear, Sean, T.....	SEA, XL	Mathis, Robert, DE.....	IND, XLI
Kruse, Bob, T.....	OAK, II	Lodish, Mike, DE.....	BUFF, XXV, XXVI, XXVII, XXVIII; DEN, XXXII, XXXIII	Mathis, Terance, WR.....	ATL, XXXIII
Kuberski, Bob, DT.....	GB, XXXII	Lofton, James, WR.....	BUFF, XXV, XXVI, XXVII	Matte, Tom, RB.....	BALT, III
Kubiak, Gary, QB.....	DEN, XXI, XXII, XXIV	Logan, Jerry, S.....	BALT, III, V	Matthews, Bruce, G.....	TENN, XXXIV
Kubin, Larry, LB.....	WASH, XVII, XVIII	Logan, Marc, RB.....	CIN, XXIII; SF, XXIX	Matthews, Ira, WR.....	OAK, XV
Kuechenberg, Bob, G-T.....	MIA, VI, VII, VIII, XXII	Logan, Mike, S.....	PITT, XL	Matthews, Michael, TE.....	NYG, XLII
Kugler, Pete, DE.....	SF, XXIII, XXIV	Logan, Randy, S.....	PHIL, XV	Matuszak, John, DE.....	OAK, XI, XV
Kyle, Aaron, CB.....	DALL, XII, XIII	Lohmiller, Chip, K.....	WASH, XXVI	Maurer, Andy, G-T.....	MINN, IX; DEN, XII
Kyle, Jason, LB.....	CAR, XXXVIII	Long, Bob, E.....	GB, I, II	Maxwell, Tom, CB.....	BALT, V
Kyles, Troy, WR.....	NYG, XXV	Long, Howie, DE.....	RAID, XVIII	May, Mark, G-T.....	WASH, XVII, XVIII, XXII
<b>L</b>		Long, Kevin, C.....	TENN, XXXIV	May, Ray, LB.....	BALT, V
Laakso, Eric, T.....	MIA, XVII	Longley, Clint, QB.....	DALL, X*	Mayberry, Jermaine, G.....	PHIL, XXXIX
Laaveg, Paul, T-G.....	WASH, VII	Longwell, Ryan, K.....	GB, XXXII	Mayer, Shawn, S.....	NE, XXXVIII
Labinjo, Mike, LB.....	PHIL, XXXIX	Lothamer, Ed, DT.....	KC, IV	Mayes, Derrick, WR.....	GB, XXXII
LaBoy, Travis, DE-LB.....	ARIZ, XLIII			Mayhew, Martin, CB.....	WASH, XXVI

# SUPER BOWL

Maynard, Brad, P.....	NYG, XXXV; CHI, XLI	Middleton, Ron, TE.....	WASH, XXVI	Muhammad, Calvin, WR.....	RAID, XVII
Maynard, Don, FL.....	NYJ, III	Mikell, Quintin, S.....	PHIL, XXXIX	Muhammad, Muhsin, WR.....	CAR, XXXVIII; CHI, XLI
Mays, Alvoid, CB-S.....	WASH, XXVI	Millen, Matt, LB.....	OAK, XV; RAID, XVIII; SF, XXIV; WASH, XXVI*	Mulitalo, Edwin, G.....	BALT, XXXV
Mays, Jerry, DE.....	KC, I, IV	Miller, Bill, SE.....	OAK, II	Mul-key, Herb, RB.....	WASH, VII
McAdams, Carl, DE.....	NYJ, III	Miller, Doug, LB.....	SD, XXIX	Mullaney, Mark, DE.....	MINN, XI
McAfee, Fred, RB.....	PITT, XXX	Miller, Fred, T.....	STL, XXXIV; CHI, XLI	Mullen, Roderick, S.....	GB, XXXI, XXXII
McAlister, Chris, CB.....	BALT, XXXV	Miller, Fred, DT.....	BALT, III, V	Mullins, Gerry, G.....	PITT, IX, X, XIII, XIV
McCaffrey, Ed, WR.....	SF, XXIX; DEN, XXXII, XXXIII	Miller, Heath, TE.....	PITT, XL, XLIII	Mumphord, Lloyd, CB.....	MIA, VI, VII, VIII
McCardell, Keenan, WR.....	TB, XXXVII	Miller, Jim, P.....	SF, XVI	Munford, Marc, LB.....	DEN, XXIV
McClanahan, Brent, RB.....	MINN, IX, XI	Miller, Josh, P.....	NE, XXXIX	Muñoz, Anthony, T.....	CIN, XVI, XXIII
McClanahan, Randy, LB.....	OAK, XV	Miller, Les, DT.....	SD, XXIX	Murphy, Mark, S.....	WASH, XVII, XXIII
McClendon, Skip, DE.....	CIN, XXIII	Miller, Robert, RB.....	MINN, XI	Murphy, Yo, WR.....	STL, XXXVI
McCleon, Dexter, CB.....	STL, XXXIV, XXXV	Miller, Solomon, WR.....	NYG, XXI	Murray, Eddie, K.....	DALL, XXVIII
McClinton, Curtis, RB.....	KC, I, IV	Milloy, Lawyer, S.....	NE, XXXI, XXXVI	Musgrave, Bill, QB.....	SF, XXIX
McCloughan, Kent, CB.....	OAK, II	Mills, Ernie, WR.....	PITT, XXX	Myles, Godfrey, LB.....	DALL, XXVII, XXVIII, XXX
McClover, Darrell, LB.....	CHI, XL	Milot, Rich, LB.....	WASH, XVII, XVIII, XXII	<b>N</b>	
McColl, Milt, LB.....	SF, XVI, XXI	Mims, Chris, DE.....	SD, XXIX	Nairne, Rob, LB.....	DEN, XII
McCollum, Andy, G-C.....	STL, XXXIV, XXXVI	Minor, Claudie, T.....	DEN, XII	Nalen, Tom, C.....	DEN, XXXII, XXXIII
McConkey, Phil, WR.....	NYG, XXI	Minter, Mike, S.....	CAR, XXXVIII	Namath, Joe, QB.....	NYJ, III
McClun, Hurvin, DE.....	DALL, XXX	Mira, George, QB.....	MIA, VI*	Nash, Marcus, WR.....	DEN, XXXIII
McCrary, Michael, DE.....	BALT, XXXV	Mirer, Rick, QB.....	OAK, XXXVII*	Nathan, Tony, RB.....	MIA, XVII, XIX
McCullough, George, CB.....	TENN, XXXIV	Mitchell, Anthony, S.....	BALT, XXXV	Nattiel, Ricky, WR.....	DEN, XXII, XXIV
McCullum, Sam, WR.....	MINN, IX	Mitchell, Brandon, DT.....	NE, XXXVI	Neal, Lorenzo, RB.....	TENN, XXXIV
McCutcheon, Lawrence, RB.....	RAMS, XIV	Mitchell, Brian, RB-KR.....	WASH, XXVI	Neal, Stephen, G.....	NE, XXXIX, XLII
McDaniel, Emmanuel, CB.....	NYG, XXXV	Mitchell, Donald, CB.....	TENN, XXXIV	Neely, Ralph, T.....	DALL, V, X, XII
McDaniel, LeCharis, CB.....	WASH, XVII	Mitchell, Freddie, WR.....	PHIL, XXXIX	Nehemiah, Renaldo, WR.....	SF, XII
McDole, Ron, DE.....	WASH, VII	Mitchell, Jeff, C.....	BALT, XXXV; CAR, XXXVIII	Neider, John, LB.....	NYJ, III
McDonald, Ramos, CB.....	NYG, XXXV	Mitchell, Kawika, LB.....	NYG, XLII	Neil, Dan, G.....	DEN, XXXIII
McDonald, Tim, S.....	SF, XXIX	Mitchell, Keith, LB.....	SF, XXIX	Nelms, Mike, S.....	WASH, XVII
McDougle, Jerome, DE.....	PHIL, XXXIX	Mitchell, Pete, TE.....	NYG, XXXV	Nelson, Bob, LB.....	OAK, XV; RAID, XVIII
McElroy, Vann, S.....	RAID, XVIII	Mitchell, Shannon, TE.....	SD, XXIX	Nelson, Bruce, G.....	CAR, XXXVIII
McFadden, Bryant, CB.....	PITT, XL, XLIII	Mitchell, Tom, TE.....	BALT, III, V	Nelson, Karl, T.....	NYG, XXI
McFarland, Anthony, DT.....	IND, XLI	Mitchell, Willie, CB.....	KC, I, IV	Nelson, Steve, LB.....	NE, XX
McGee, Max, SE.....	GB, I, II	Mobley, John, LB.....	DEN, XXXII, XXXIII	Nelson, Terry, TE.....	RAMS, XIV
McGee, Tim, WR.....	CIN, XXIII	Mobley, Orson, TE.....	DEN, XXI, XXII, XXIV	Newberry, Tom, G.....	PITT, XXX
McGee, Tony, DE.....	WASH, XVII, XVIII	Mohr, Chris, P.....	BUFF, XXVI, XXVII, XXVIII	Newhouse, Robert, RB.....	DALL, X, XII, XIII
McGill, Mike, LB.....	MINN, IV	Monk, Art, WR.....	WASH, XVIII, XXII, XXVI	Newman, Ed, G.....	MIA, VIII, XIX
McGinest, Willie, DE-LB.....	NE, XXXI, XXXVI, XXXVII, XXXIX	Monroe, Carl, RB.....	SF, XIX	Newsome, Billy, DE.....	BALT, V
McGrath, Mark, WR.....	WASH, XXIII*	Montana, Joe, QB.....	SF, XVI, XIX, XXIII, XXIV	Newsome, Robert, CB.....	GB, XXXI
McGrew, Larry, LB.....	NE, XX; NYG, XXV	Montgomery, Blanchard, LB.....	SF, XIX	Newton, Nate, G.....	DALL, XXVII, XXVIII, XXX
McGruder, Mike, CB.....	NYG, XXV	Montgomery, Cle, WR.....	RAID, XVIII	Nichols, Robbie, LB.....	BALT, V
McHugh, Sean, TE.....	PITT, XLIII	Montgomery, Joe, RB.....	NYG, XXXV	Niland, John, G.....	DALL, V, VI
McInally, Pat, P.....	CIN, XVI	Montgomery, Wilbert, RB.....	PHIL, XV	Nitschke, Ray, LB.....	GB, I, II
McIntyre, Guy, G.....	SF, XIX, XXIII, XXIV	Montier, Mike, C.....	DEN, XII	Noonan, Karl, WR.....	MIA, VI
McKeller, Keith, TE.....	BUFF, XXV, XXVI, XXVII, XXVIII	Montoya, Max, G.....	CIN, XVI, XXIII	Norman, Pettis, TE.....	DALL, V
McKenzie, Kareem, T.....	NYG, XLII	Monty, Pete, LB.....	NYG, XXXV	Norseth, Mike, QB.....	CIN, XXIII*
McKenzie, Keith, DE.....	GB, XXXI, XXXII	Moody, Keith, CB.....	OAK, XV	Norton, Ken, LB.....	DALL, XXVII, XXVIII; SF, XXIX
McKenzie, Raleigh, G.....	WASH, XXII, XXVI	Moore, Blake, C.....	CIN, XVI	Norwood, Scott, K.....	BUFF, XXV, XXVI
McKie, Jason, FB.....	CHI, XLI	Moore, Eric, G.....	NYG, XXV	Nottingham, Don, RB.....	MIA, VIII
McKinney, Odis, CB-S.....	OAK, XV; RAID, XVIII	Moore, Manfred, RB.....	OAK, XI	Novacek, Jay, TE.....	DALL, XXVII, XXVIII, XXX
McKinnon, Dennis, WR.....	CHI, XX	Moore, Marty, LB.....	NE, XXXI	Nowatzke, Tom, RB.....	BALT, V
McKyer, Tim, CB.....	SF, XXIII, XXIV; DEN, XXXII	Moore, Maully, DT.....	MIA, VII, VIII	Nütten, Tom, G.....	STL, XXXIV, XXXVI
McLemore, Dana, CB-KR.....	SF, XIX	Moore, Melwede, RB.....	PITT, XLIII	Nye, Blaine, G.....	DALL, V, VI, X
McLinton, Harold, LB.....	WASH, VII	Moore, Nat, WR.....	MIA, XVII, XIX	<b>O</b>	
McMahon, Jim, QB.....	CHI, XX; GB, XXXI*	Moore, Rashad, DT.....	NE, XLII	Oates, Bart, C.....	NYG, XXI, XXV; SF, XXIX
McMakin, John, TE.....	PITT, IX	Moore, Steve, T.....	NE, XX	Oats, Carleton, DE.....	OAK, II
McMath, Herb, DE.....	OAK, XI	Moore, Wayne, T.....	MIA, VI, VII, VIII	Oben, Roman, T.....	TB, XXXVII
McMichael, Steve, DT.....	CHI, XX	Moorehead, Aaron, WR.....	IND, XLI	O'Brien, Jim, K.....	BALT, V
McNabb, Donovan, QB.....	PHIL, XXXIX	Moorehead, Emery, TE.....	CHI, XX	Obrovac, Mike, T.....	CIN, XVI
McNair, Steve, QB.....	TENN, XXXIV	Moorman, Mo, G.....	KC, IV	O'Callaghan, Ryan, T.....	NE, XLII
McNeal, Don, CB.....	MIA, XVII, XIX	Moran, Sean, DE.....	STL, XXXVI	Odomes, Nate, CB.....	BUFF, XXV, XXVI, XXVII, XXVIII
McNeil, Clifton, WR.....	WASH, VII	Morey, Sean, WR.....	PITT, XL; ARIZ, XLIII	Odoms, Riley, TE.....	DEN, XII
McNeill, Fred, LB.....	MINN, IX, XI	Morgan, Dan, LB.....	CAR, XXXVIII	O'Donnell, Neil, QB.....	PITT, XXX; TENN, XXXIV*
McQuarters, R.W., CB.....	NYG, XLII	Morgan, Stanley, WR.....	NE, XX	Ogden, Jonathan, T.....	BALT, XXXV
McSwain, Rod, CB.....	NE, XX	Morrall, Earl, QB.....	BALT, III, V; MIA, VII, VIII	Ogunleye, Adewale, DE.....	CHI, XLI
McVea, Warren, RB.....	KC, IV	Morris, Byron (Bam), RB.....	PITT, XXX	O'Hara, Shaun, C.....	NYG, XLII
Means, Natrone, RB.....	SD, XXIX	Morris, Eugene (Mercury), RB.....	MIA, VI, VII, VIII	Okeafor, Chike, LB.....	ARIZ, XLIII
Mecklenburg, Karl, LB.....	DEN, XXI, XXII, XXIV	Morris, Joe, RB.....	NYG, XXI	Okobi, Chucky, C.....	PITT, XL
Medlin, Dan, G.....	OAK, XI	Morris, Maurice, RB.....	SEA, XL	Oldham, Chris, CB.....	PITT, XXX
Megggett, David, RB.....	NYG, XXV; NE, XXXI	Morris, Rob, LB.....	IND, XLI	Oldham, Ray, S.....	PITT, XIII
Mendenhall, Matt, DE.....	WASH, XVII	Morrissey, Jim, LB.....	CHI, XX	Olkewicz, Neal, LB.....	WASH, XVII, XVIII, XXII
Mercer, Chuck, FB.....	GB, II	Morton, Craig, QB.....	DALL, V, VI*; DEN, XII	Olsvavsky, Jerry, LB.....	PITT, XXX
Mercer, Mike, K.....	KC, I	Morton, Mike, LB.....	STL, XXXIV	Olson, Benji, G.....	TENN, XXXIV
Meriwether, Brandon, S.....	NE, XLII	Mosebar, Don, T.....	RAID, XVIII	O'Neal, Leslie, DE.....	SD, XXIX
Merz, Curt, G.....	KC, I	Moseley, Mark, K.....	WASH, XVII, XVIII	O'Neil, Keith, LB.....	IND, XLI
Metcalf, Terrence, G.....	CHI, XLI	Moser, Rick, RB.....	PITT, XIII, XIV	Orosz, Tom, P.....	MIA, XVII
Metzelaars, Pete, TE.....	BUFF, XXV, XXVI, XXVII, XXVIII	Moses, Haven, WR.....	DEN, XII	Orr, Jimmy, WR.....	BALT, III, V*
Michaels, Lou, DE-K.....	BALT, III	Moss, Randy, WR.....	NE, XLII	Orr, Terry, TE.....	WASH, XXII, XXVI
Michels, John, T.....	GB, XXXI	Mowatt, Zeke, TE.....	NYG, XXI	Ortego, Keith, WR.....	CHI, XX
Michens, Terry, WR.....	GB, XXXI	Mrosko, Bob, TE.....	NYG, XXV	Osborn, Dave, RB.....	MINN, IV, VIII, IX
Micho, Bobby, TE.....	DEN, XXI, XXII	Mruczkowski, Gene, G-C.....	NE, XXXIX	O'Steen, Dwayne, CB.....	RAMS, XIV; OAK, XV
Mickens, Terry, WR.....	GB, XXXI, XXXII	Mueller, Jamie, RB.....	BUFF, XXV	Otto, Gus, LB.....	OAK, II
Middleton, Frank, G.....	OAK, XXXVII			Otto, Jim, C.....	OAK, II
				Owen, Tom, QB.....	WASH, XVII*

# SUPER BOWL

Owens, Brig, S.....	WASH, VII	Poole, Tyrone, CB.....	NE, XXXVIII	Richardson, Willie, WR.....	BALT, III
Owens, Burgess, S.....	OAK, XV	Pope, Leonard, TE.....	ARIZ, XLIII	Riesenberg, Doug, T.....	NYG, XXV
Owens, Dennis, NT.....	NE, XX	Popson, Ted, TE.....	SF, XXIX	Riggins, John, RB.....	WASH, XVII, XVIII
Owens, Terrell, WR.....	PHIL, XXXIX	Porter, Jerry, WR.....	OAK, XXXVII	Riggs, Gerald, RB.....	WASH, XXVI
Oxendine, Ken, RB.....	ATL, XXXIII*	Porter, Joey, LB.....	PITT, XL	Riggs, Jim, TE.....	CIN, XXIII
<b>P</b>		Porter, Ron, LB.....	BALT, III; MINN, VIII	Riley, Jim, DE.....	MIA, VI
Pace, Orlando, T.....	STL, XXXIV, XXXVI	Portilla, Jose, T.....	ATL, XXXIII	Riley, Ken, CB.....	CIN, XVI
Page, Alan, DT.....	MINN, IV, VIII, IX, XI	Poteat, Hank, CB.....	NE, XXXIX	Riley, Steve, T.....	MINN, IX*, XI
Pardee, Jack, LB.....	WASH, VII	Potter, Steve, LB.....	MIA, XVII	Ring, Bill, RB.....	SF, XVI, XIX
Parilli, Vito (Babe), QB.....	NYJ, III	Pottios, Myron, LB.....	WASH, VII	Rison, Andre, WR.....	GB, XXXI
Paris, William (Bubba), T.....	SF, XIX, XXIII, XXIV	Powell, Jesse, LB.....	MIA, VI, VII	Ritcher, Jim, G.....	BUFF, XXV, XXVI, XXVII, XXVIII
Parker, Carl, WR.....	CIN, XXIII	Powers, Warren, S.....	OAK, II	Ritchie, Jon, FB.....	OAK, XXXVII
Parker, Glenn, G.....	BUFF, XXV, XXVI, XXVII, XXVIII; NYG, XXXV	Powers, Warren, DE.....	DEN, XXIV	Rivera, Marco, C-G.....	GB, XXXII
Parker, Riddick, DT.....	NE, XXXVI*	Prior, Mike, S.....	GB, XXXI, XXXII	Rivera, Ron, LB.....	CHI, XX
Parker, Rodney, WR.....	PHIL, XV	Proehl, Ricky, WR.....	STL, XXXIV, XXXVI; CAR, XXXVIII	Rizzo, Joe, LB.....	DEN, XII
Parker, Vaughn, T.....	SD, XXIX	Prudhomme, Remi, G.....	KC, IV	Robbins, Fred, DT.....	NYG, XLII
Parker, Willie, RB.....	PITT, XL, XLIII	Pruitt, Etric, S.....	SEA, XL	Robbins, Randy, S.....	DEN, XXI, XXII, XXIV
Parquet, Jeremy, G.....	PITT, XLIII*	Pruitt, Greg, RB-KR.....	RAID, XVIII	Roberts, Larry, DE.....	SF, XXIII, XXIV
Parrella, John, DT.....	SD, XXIX; OAK, XXXVII	Pruitt, Mickey, LB.....	DALL, XXVII	Roberts, William, G-T.....	NYG, XXI, XXV; NE, XXXI
Parrish, James, T.....	PITT, XXX	Pryce, Trevor, DT.....	DEN, XXXII, XXXIII	Robinson, Bryan, DT.....	ARIZ, XLIII
Parry, Josh, FB.....	PHIL, XXXIX	Puetz, Garry, G.....	WASH, XVII*	Robinson, Dave, LB.....	GB, I, II
Pass, Patrick, FB.....	NE, XXXVI, XXXVIII, XXXIX	Pugh, Jethro, DT.....	DALL, V, VI, X, XII, XIII*	Robinson, Eddie, LB.....	TENN, XXXIV
Patten, David, WR.....	NE, XXXVI, XXXIX	Puki, Craig, LB.....	SF, XVI	Robinson, Eugene, S.....	GB, XXXI, XXXII; ATL, XXXIII
Patterson, Elvis, CB.....	NYG, XXI; DALL, XXVIII	Pupunu, Alfred, TE.....	SD, XXIX	Robinson, Jeff, TE.....	STL, XXXIV, XXXVI
Patton, Marcvus, LB.....	BUFF, XXVI, XXVII, XXVIII	<b>Q</b>		Robinson, Jerry, LB.....	PHIL, XV
Patrick, Ben, TE.....	ARIZ, XLIII	Quarles, Shelton, LB.....	TB, XXXVII	Robinson, Johnny, DE.....	RAID, XVIII
Paul, Tito, CB.....	DEN, XXXIII	Quillen, Fred, C.....	SF, XVI, XIX	Robinson, Johnny, S.....	KC, I, IV
Paxton, Lonie, LS.....	NE, XXXVI, XXXIX, XLII	<b>R</b>		Robinson, Stacy, WR.....	NYG, XXI, XXV
Payton, Walter, RB.....	CHI, XX	Rackers, Neil, K.....	ARIZ, XLIII	Robinson-Randall, Greg, T.....	NE, XXXVI
Pear, Dave, DT.....	OAK, XV	Rademacher, Bill, TE.....	NYJ, III	Roby, Reggie, P.....	MIA, XIX
Pearson, Drew, WR.....	DALL, X, XII, XIII	Rae, Mike, QB.....	OAK, XI	Rochester, Paul, DT.....	NYJ, III
Pearson, Preston, RB.....	BALT, III; PITT, IX; DALL, X, XII, XIII	Rafferty, Tom, G.....	DALL, XII, XIII	Rock, Walter, T.....	WASH, VII
Peete, Rodney, QB.....	CAR, XXXVIII	Ramsey, Derrick, TE.....	OAK, XV, NE, XX	Rodgers, Del, RB.....	SF, XXIII
Pegram, Eric, RB.....	PITT, XXX	Ramsey, Tom, QB.....	NE, XX*	Rodgers-Cromartie, Dominique, CB.....	ARIZ, XLIII
Penrose, Craig, QB.....	DEN, XII*	Ramson, Eason, TE.....	SF, XVI	Roethlisberger, Ben.....	PITT, XL, XLIII
Peoples, Woody, G.....	PHIL, XV	Randall, Tom, G.....	DALL, XIII	Rogers, George, RB.....	WASH, XXII
Peppers, Julius, DE.....	CAR, XXXVIII	Randle El, Antwaan, WR.....	PITT, XL	Rolle, Antrel, S.....	ARIZ, XLIII
Perkins, Ray, WR.....	BALT, III, V	Rashad, Ahmad, WR.....	MINN, XI	Rolle, Butch, TE.....	BUFF, XXV, XXVI
Perot, Petey, G.....	PHIL, XV	Rasmussen, Kemp, DE.....	CAR, XXXVIII	Rolle, Samari, CB.....	TENN, XXXIV
Perrin, Lonnie, RB.....	DEN, XII	Rasmussen, Randy, G.....	NYJ, III	Romanowski, Bill, LB.....	SF, XXIII, XXIV; DEN, XXXII, XXXIII; OAK, XXXVII
Perry, Darren, S.....	PITT, XXX	Rathman, Tom, RB.....	SF, XXIII, XXIV	Rose, Joe, TE.....	MIA, XVII, XIX
Perry, Gerald, T.....	DEN, XXIV	Ray, Terry, S.....	NE, XXXI	Rosenthal, Mike, G.....	NYG, XXXV
Perry, Rod, CB.....	RAMS, XIV	Rayburn, Sam, DT.....	PHIL, XXXIX	Ross, Aaron, CB.....	NYG, XLII
Perry, William, DT.....	CHI, XX	Razzano, Rick, LB.....	CIN, XVI	Ross, Dan, TE.....	CIN, XVI
Peter, Christian, DT.....	NYG, XXXV	Reasons, Gary, LB.....	NYG, XXI, XXV	Ross, Pat, C.....	ARIZ, XLIII*
Peters, Tony, S.....	WASH, XVII	Reavis, Dave, T.....	PITT, IX, X	Rouen, Tom, P.....	DEN, XXXII, XXXIII; SEA, XL
Petersen, Ted, C.....	PITT, XIII, XIV	Redmond, J.R., RB.....	NE, XXXVI	Rourke, Jim, G-T.....	CIN, XXIII
Peterson, Adrian, RB.....	CHI, XLI	Reed, Andre, WR.....	BUFF, XXV, XXVI, XXVII, XXVIII	Rouson, Lee, RB.....	NYG, XXI, XXV
Peterson, Cal, LB.....	DALL, X	Reed, Jeff, K.....	PITT, XL, XLIII	Rowe, Dave, DT.....	OAK, XI
Pettigout, Luke, T.....	NYG, XXXV	Reed, J.R., S.....	PHIL, XXXIX	Rowser, John, CB.....	GB, II
Petrella, Bob, S.....	MIA, VI	Reed, Oscar, RB.....	MINN, IV, VIII, IX	Rucci, Todd, G.....	NE, XXXI
Phenix, Perry, S.....	TENN, XXXIV	Reese, Archie, NT.....	SF, XVI	Rucker, Mike, DE.....	CAR, XXXVIII
Phifer, Roman, LB.....	NE, XXXVI, XXXVIII, XXXIX	Reese, Ike, LB.....	PHIL, XXXIX	Rucker, Reggie, WR.....	DALL, V
Philbin, Gerry, DE.....	NYJ, III	Reeves, Dan, RB.....	DALL, V, VI	Ruegamer, Grey, C-G.....	NE, XXXVII; NYG, XLII
Phillips, Charles, S.....	OAK, XI	Reich, Frank, QB.....	BUFF, XXV, XXVI, XXVII, XXVIII	Ruether, Mike, C.....	DEN, XXIV
Phillips, Jermaine, S.....	TB, XXXVI	Reid, Darrell, DT.....	IND, XLI	Runager, Max, P.....	PHIL, XV; SF, XIX
Phillips, Ray, LB.....	PHIL, XV	Reid, Darrin, S.....	NE, XXXIX, IND, XLI	Runyan, Jon, T.....	TENN, XXXIV; PHIL, XXXIX
Phillips, Reggie, CB.....	CHI, XX	Reid, Gabe, TE.....	CHI, XLI	Russell, Andy, LB.....	PITT, IX, X
Phillips, Ryan, LB.....	NYG, XXXV	Reilly, Mike, LB.....	MINN, IV*	Russell, Gary, RB.....	PITT, XLIII
Philyaw, Charles, DE.....	OAK, XI	Reimers, Bruce, G.....	CIN, XXIII	Rutledge, Jeff, QB.....	RAMS, XIV*; NYG, XXI; WASH, XXVI
Pickel, Bill, DT.....	RAID, XVIII	Rembert, Johnny, LB.....	NE, XX	Rutledge, Rod, TE.....	NE, XXXVI
Pickett, Ryan, DT.....	STL, XXXVI	Remsberg, Dan, T.....	DEN, XXI	Ryan, Jim, LB.....	DEN, XXI, XXII
Pierce, Antonio, LB.....	NYG, XLII	Renfro, Mel, CB.....	DALL, V, VI, X, XII	Ryczek, Dan, C.....	RAMS, XIV
Pike, Mark, DE.....	BUFF, XXV, XXVI, XXVII, XXVIII	Ressler, Glenn, G.....	BALT, III, V	Rypien, Mark, QB.....	WASH, XXVI
Pillers, Lawrence, DE.....	SF, XVI, XIX	Retkofsky, Jared, LS.....	PITT, XLIII	<b>S</b>	
Pinkston, Todd, WR.....	PHIL, XXXIX	Reynolds, Allan, G.....	KC, I	Sabb, Dwayne, LB.....	NE, XXXI
Pinney, Ray, G.....	PITT, XIII	Reynolds, Ed, LB.....	NE, XX	Sagapolotele, Pio, DT.....	NE, XXXI
Pisarcik, Joe, QB.....	PHIL, XV*	Reynolds, Jack, LB.....	RAMS, XIV; SF, XVI, XIX	Salaam, Ephraim, T.....	ATL, XXXIII
Pittman, Michael, RB.....	TB, XXXVII	Reynolds, Ricky, CB.....	NE, XXXI*	Salave'a, Joe, DT.....	TENN, XXXIV
Pitts, Elijah, RB.....	GB, I	Rhodes, Dominic, RB.....	IND, XLI	Sally, Jerome, NT.....	NYG, XXI
Pitts, Frank, WR.....	KC, I, IV	Rhone, Earnest, LB.....	MIA, XVII, XIX	Sample, John, CB.....	NYJ, III
Pleasant, Anthony, DE.....	NE, XXXVI	Rice, Andy, DT.....	KC, I	Sampson, Clint, WR.....	DEN, XXI
Plummer, Bruce, CB.....	DEN, XXII	Rice, Floyd, LB.....	OAK, XI	Samuel, Asante, CB.....	NE, XXXVIII, XXXIX, XLII
Plummer, Gary, LB.....	SF, XXIX	Rice, Jerry, WR.....	SF, XXIII, XXIV, XXIX; OAK, XXXVII	Sanders, Bob, S.....	IND, XLI
Plunkett, Art, T.....	NE, XX	Rice, Simeon, LB.....	TB, XXXVII	Sanders, Chris, WR.....	TENN, XXXIV
Plunkett, Jim, QB.....	OAK, XV; RAID, XVIII	Rich, Randy, S.....	DEN, XII	Sanders, Deion, CB.....	SF, XXIX; DALL, XXX
Ply, Bobby, S.....	KC, I	Richard, Stanley, S.....	SD, XXIX	Sanders, James, S.....	NE, XLII
Podolak, Ed, RB.....	KC, IV	Richards, Golden, WR.....	DALL, X, XII	Sanders, Ricky, WR.....	WASH, XXII, XXVI
Polamalu, Troy, S.....	PITT, XL, XLIII	Richards, Jim, S.....	NYJ, III	Sanders, Thomas, RB.....	CHI, XX
Pollack, Frank, T.....	SF, XXIX	Richardson, Gloster, WR.....	KC, IV; DALL, VI*	Santiago, O.J., TE.....	ATL, XXXIII
Pollard, Darryl, CB.....	SF, XXIII, XXIV	Richardson, Jeff, G.....	NYJ, III	Sapolu, Jesse, G-C.....	SF, XXIII, XXIV, XXIX
Polley, Tommy, LB.....	STL, XXXVI	Richardson, John, DT.....	MIA, VI*	Sapp, Warren, DT.....	TB, XXXVII
Polti, Randy, S.....	MINN, IX; DEN, XII	Richardson, Kyle, P.....	BALT, XXXV		
		Richardson, Mike, CB.....	CHI, XX		

# SUPER BOWL

Saturday, Jeff, C	IND, XLI	Sligh, Richard, DT	OAK, II	Stepnoski, Mark, C	DALL, XXVII
Sauer, Craig, LB	ATL, XXXIII	Small, Gerald, CB	MIA, XVII	Steussie, Todd, T	CAR, XXXVIII
Sauer, George, SE	NYJ, III	Smart, Rod, RB	CAR, XXXVIII	Stevens, Jerramy, TE	SEA, XL
Saul, Rich, C	RAMS, XIV	Smith, Aaron, DE	PITT, XL, XLIII	Stevens, Matt, S	NE, XXXVI
Sauerbrun, Todd, P	CAR, XXXVIII	Smith, Antonio, DE	ARIZ, XLIII	Stewart, Kordell, WR/QB	PITT, XXX
Saxon, Mike, P	DALL, XXVII	Smith, Antowain, RB	NE, XXXVI, XXXVIII	Stincic, Tom, LB	DALL, V, VI
Schlereth, Mark, G	WASH, XXVI; DEN, XXXII, XXXIII	Smith, Billy Ray, DT	BALT, III, V	Stinchcomb, Matt, C	OAK, XXXVII
Schmitt, John, C	NYJ, III	Smith, Bruce, DE	BUFF, XXV, XXVI, XXVII, XXVIII	Stokes, Fred, DE	WASH, XXVI
Schobel, Bo, DE	IND, XLI	Smith, Charles (Bubba), DE	BALT, III, V	Stokley, Brandon, WR	BALT, XXXV
Schoenke, Ray, G	WASH, VII*	Smith, Charlie, WR	PHIL, XV	Stone, Ron, T	DALL, XXX; NYG, XXXV
Schonert, Turk, QB	CIN, XVI*, XXIII	Smith, Chuck, DE	ATL, XXXIII	Stoudt, Cliff, QB	PITT, XIII*, XIV*
Schreiber, Adam, C-G	ATL, XXXIII	Smith, Darrin, LB	DALL, XXVIII, XXX	Stoutmire, Omar, S	NYG, XXXV
Schroeder, Jay, QB	WASH, XXII	Smith, Daryl, CB	CIN, XXIII	Stover, Jeff, NT	SF, XIX, XXIII
Schuh, Harry, T	OAK, II	Smith, Dave, T	CIN, XXIII	Stover, Matt, K	BALT, XXXV
Schultz, John, WR	DEN, XII	Smith, Dennis, S	DEN, XXI, XXII, XXIV	Stover, Stewart (Smockey), LB	KC, I
Schulz, Kurt, S	BUFF, XXVIII	Smith, Detron, RB	DEN, XXXII, XXXIII	Stowe, Otto, WR	MIA, VI, VII*
Schwartz, Jim, LB	DALL, XXX	Smith, Don, RB	BUFF, XXV	Strahan, Michael, DE	NYG, XXXV, XLII
Sciarra, John, S	PHIL, XV	Smith, Dwight, CB	TB, XXXVII	Strock, Don, QB	MIA, XVII, XIX
Sciullo, Steve, G	PHIL, XXXIX	Smith, Ed, TE	ATL, XXXIII	Strong, Mack, FB	SEA, XL
Scobey, Josh, RB	SEA, XL	Smith, Emmitt, RB	DALL, XXVII, XXVIII, XXX	Stryzinski, Dan, P	ATL, XXXIII
Scott, Herbert, G	DALL, X, XII, XIII	Smith, Fletcher, DB	KC, I	Strzelczyk, Justin, G	PITT, XXX
Scott, Ian, DT	CHI, XLI	Smith, Hunter, P	IND, XLI	Stubblefield, Dana, DT	SF, XXIX
Scott, Jake, G	IND, XLI	Smith, Jackie, TE	DALL, XIII	Stubbs, Danny, DE	SF, XXIII, XXIV
Scott, Jake, S	MIA, VI, VII, VIII	Smith, Jerry, TE	WASH, VII	Stuckey, Henry, CB	MIA, VII, VIII
Seals, Leon, DE	BUFF, XXV, XXVI	Smith, Jim, WR	PITT, XIII, XIV	Stuckey, Jim, DE	SF, XVI, XIX
Seals, Ray, DE	PITT, XXX	Smith, Jimmy, WR	DALL, XXVII	Studdard, Dave, T	DEN, XXI, XXII
Searcy, Leon, T	PITT, XXX	Smith, Kevin, CB	DALL, XXVII, XXVIII	Stukes, Charles, CB	BAL, III, V
Seau, Junior, LB	SD, XXIX; NE, XLII	Smith, L.J., TE	PHIL, XXXIX	Styles, Lorenzo, LB	STL, XXXIV
Seay, Mark, WR	SD, XXIX	Smith, Le Kevin, DE	NE, XLII	Suhey, Matt, RB	CHI, XV
Sehorn, Jason, CB	NYG, XXXV	Smith, Leonard, S	BUFF, XXV	Sullivan, Chris, DE	NE, XXXI
Seiple, Larry, P	MIA, VI, VII, VIII	Smith, Marvel, T	PITT, XL	Sullivan, Dan, G-T	BALT, III, V
Sellers, Goldie, CB	KC, IV	Smith, Monte, G	DEN, XXIV	Sully, Ivory, CB	RAMS, XIV
Sellers, Ron, WR	MIA, VIII*	Smith, Neil, DE	DEN, XXXII, XXXIII	Sunde, Milt, G	MIA, IV, IX
Sendlein, Lyle, C	ARIZ, XLIII	Smith, Otis, CB	NE, XXXI, XXXVI	Sutherland, Doug, DT	MINN, VIII, IX, XI
Septien, Rafael, K	DALL, XIII	Smith, Paul, DT	DEN, XII	Svihus, Bob, T	OAK, II
Seubert, Rich, G	NYG, XLII	Smith, Rod, WR	DEN, XXXII, XXXIII	Swann, Lynn, WR	PITT, IX, X, XIII, XIV
Severson, Jeff, S	WASH, VII	Smith, Ron, WR	RAMS, XIV	Swayne, Harry, T	SD, XXIX; DEN, XXXII, XXXIII; BALT, XXXV
Sewell, Steve, WR	DEN, XXI, XXII, XXIV	Smith, Steve, DE	MINN, IV	Sweed, Limas, WR	PITT, XLIII
Seymour, Richard, DT	NE, XXXVI, XXXVIII, XXXIX, XLII	Smith, Steve, WR	CAR, XXXVIII	Swenson, Bob, LB	DEN, XII
Shanklin, Ron, WR	PITT, IX	Smith, Steve, WR	NYG, XLII	Swift, Doug, LB	MIA, VI, VII, VIII
Sharockman, Ed, CB	MINN, IV	Smith, Terrelle, FB	ARIZ, XLIII	Sydney, Harry, RB	SF, XXIII, XXIV
Sharpe, Shannon, TE	DEN, XXXII, XXXIII; BALT, XXXV	Smith, Thomas, CB	BUFF, XXXVIII	Sylvester, Steve, G	OAK, XI, XV; RAID, XVIII
Sharper, Darren, S	GB, XXXII	Smith, Timmy, RB	WASH, XXII	Szymanski, Dick, C	BALT, III
Sharper, Jamie, LB	BALT, XXXV	Smith, Tody, DE	DALL, VI	T	
Shaw, Terrence, CB	NE, XXXVI; OAK, XXXVII	Smith, Travian, LB	OAK, XXXVII	Tafoya, Joe, DE	SEA, XL
Shell, Art, T	OAK, XI, XV	Smith, Vinson, LB	DALL, XXVII	Tait, John, T	CHI, XLI
Shell, Donnie, CB	PITT, IX, X, XIII, XIV	Smolinski, Mark, TE	NYJ, III	Talamini, Bob, G	NYJ, III
Shell, Todd, LB	SF, XIX	Snee, Chris, G	NYG, XLII	Talbert, Diron, DT	WASH, VII
Sheppard, Lito, CB	PHIL, XXXIX	Snell, Matt, RB	NYJ, III	Talley, Ben, LB	ATL, XXXIII
Sherman, Rod, WR	OAK, II*	Snow, Justin, TE	IND, XLI	Talley, Darryl, LB	BUFF, XXV, XXVI, XXVII, XXXVIII
Sherrard, Mike, WR	SF, XXIV	Solomon, Freddie, WR	SF, XVI, XIX	Tamm, Ralph, T	SF, XXIX
Shields, Billy, T	SF, XIX	Sorensen, Nick, CB-S	STL, XXXVI	Tanuvasa, Maa, DT	DEN, XXXII, XXXIII
Shinnick, Don, LB	BALT, III	Sorgi, Jim, QB	IND, XLI*	Tarkenton, Fran, QB	MINN, VIII, IX, XI
Shipp, Jackie, LB	MIA, XIX	Sowell, Robert, CB	MIA, XIX	Tasker, Steve, WR	BUFF, XXV, XXVI, XXVII, XXVIII
Shiver, Sanders, LB	MIA, XIX	Spaeth, Matt, TE	PITT, XLIII	Tatum, Jack, S	OAK, XI
Short, Brandon, LB	NYG, XXXV	Spagnola, John, TE	PHIL, XV	Tatupu, Lofa, LB	SEA, XL
Shull, Steve, LB	MIA, XVII	Spencer, Chris, C	SEA, XL*	Tatupu, Mosi, RB	NE, XX
Shumann, Mike, WR	SF, XVI	Spikes, Cameron, G	STL, XXXVI	Tausch, Terry, G	SF, XXIV
Siani, Mike, WR	OAK, XI	Spires, Greg, DE	TB, XXXVII	Taylor, Aaron, G	GB, XXXI, XXXII
Sidney, Dainon, CB	TENN, XXXIV	Squirek, Jack, LB	RAID, XVIII	Taylor, Charley, WR	WASH, VII
Siemon, Jeff, LB	MINN, VIII, IX, XI	Stabler, Ken, QB	OAK, XI	Taylor, Ike, CB	PITT, XL, XLIII
Simmons, Ed, T	WASH, XXVI	Stai, Brenden, G	PITT, XXX	Taylor, Jim, FB	GB, I
Simmons, John, CB	CIN, XVI	Staley, Duce, RB	PITT, XL*	Taylor, John, WR	SF, XXIII, XXIV, XXIX
Simmons, Kendall, G	PITT, XL	Stalls, David, DE-T	DALL, XII, XIII; RAID, XVIII	Taylor, Ken, CB	CHI, XX
Simmons, Roy, G	WASH, XVIII	Stallworth, Donte', WR	NE, XLII	Taylor, Lawrence, LB	NYG, XXI, XXV
Simmons, Wayne, LB	GB, XXXI	Stallworth, John, WR	PITT, IX, X, XIII, XIV	Taylor, Otis, WR	KC, I, IV
Simms, Phil, QB	NYG, XXI	Stanfill, Bill, DE	MIA, VI, VII, VIII	Taylor, Roosevelt, S	WASH, VII
Simon, Corey, DT	PHIL, XXXIX	Stapleton, Darnell, G-C	PITT, XLIII	Tennell, Derek, TE	DALL, XXVII
Simoneau, Mark, LB	PHIL, XXXIX	Stark, Rohn, P	PITT, XXX	Terrill, Craig, DT	SEA, XL
Sims, Barry, T	OAK, XXXVII	Starke, George, T	WASH, XVII, XVIII	Thayer, Tom, G	CHI, XX
Singletary, Mike, LB	CHI, XX	Starks, Duane, CB	BALT, XXXV	Theismann, Joe, QB	WASH, XVII, XVIII
Singleton, Alshermund, LB	TB, XXXVII	Starks, Max, T	PITT, XL, XLIII	Thielemann, R.C., G	WASH, XXII
Singleton, Nate, WR	SF, XXIX	Starr, Bart, QB	GB, I, II	Thigpen, Yancey, WR	PITT, XXX
Siragusa, Tony, DT	BALT, XXXV	Starring, Stephen, WR	NE, XX	Thomas, Adalius, LB	NE, XLII
Sisemore, Jerry, T	PHIL, XV	Staubach, Roger, QB	DALL, V*, VI, X, XII, XIII	Thomas, Alonzo (Skip), CB	OAK, XI
Sistrunk, Manuel, DT	WASH, VII	Staysniak, Joe, G-T	BUFF, XXVI	Thomas, Ben, DE	NE, XX
Sistrunk, Otis, DT	OAK, XI	St. Clair, John, T	CHI, XLI	Thomas, Calvin, RB	CHI, XX
Skoronski, Bob, T	GB, I, II	St. Clair, Mike, DE	CIN, XVI	Thomas, Chuck, C	SF, XXIII, XXIV
Skow, Jim, DE	CIN, XXIII	Stecker, Aaron, RB	TB, XXXVII	Thomas, Dave, CB	DALL, XXVIII; NYG, XXXV
Slade, Chris, LB	NE, XXXI	Steed, Joel, NT	PITT, XXX	Thomas, Duane, RB	DALL, V, VI
Slater, Jackie, T	RAMS, XIV	Steele, Robert, WR	DALL, XIII	Thomas, Emmitt, CB	KC, I, IV
Slater, Mark, C	PHIL, C	Stein, Bob, LB	KC, IV	Thomas, Eric, CB	CIN, XXIII
		Stenerud, Jan, K	KC, IV	Thomas, Gene, RB	KC, I
		Stephenson, Dwight, C	MIA, XVII, XIX		



# SUPER BOWL

Thomas, Hollis, DT .....PHIL, XXXIX  
 Thomas, Isaac, CB .....DALL, VI  
 Thomas, James (J.T.), CB .....PITT, IX, X, XIV  
 Thomas, Josh, DE .....IND, XLI  
 Thomas, Lynn, CB .....SF, XVI  
 Thomas, Pat, CB .....RAMS, XIV  
 Thomas, Rodney, RB .....TENN, XXXIV  
 Thomas, Thurman, RB .....BUFF, XXV, XXVI, XXVII, XXVIII  
 Thomas, Tra, T .....PHIL, XXXIX  
 Thomason, Jeff, TE .....GB, XXXI, XXXII; PHIL, XXXIX  
 Thompson, Bill, S .....DEN, XII  
 Thompson, Jack, QB .....CIN, XVI\*  
 Thompson, Reyna, CB .....NYG, XXV  
 Thompson, Steve, DE .....NYJ, III  
 Thornton, John, DT .....TENN, XXXIV  
 Thornton, Sidney, RB .....PITT, XIII, XIV  
 Thrift, Cliff, LB .....CHI, XX  
 Thurman, Dennis, CB .....DALL, XIII  
 Thurston, Fred (Fuzzy), G .....GB, I, II  
 Tillman, Charles, CB .....CHI, XLI  
 Tillman, Lewis, RB .....NYG, XXV  
 Tillman, Rusty, LB .....WASH, VII  
 Tillman, Spencer, RB .....SF, XXIV  
 Timmerman, Adam, G .....GB, XXXI, XXXII; STL, XXXIV, XXXVI  
 Timmons, Lawrence, LB .....PITT, XLIII  
 Tingelhoff, Mick, C .....MINN, IV, VIII, IX, XI  
 Tippett, Andre, LB .....NE, XX  
 Tobeck, Robbie, C .....ATL, XXXIII; SEA, XL  
 Todd, Larry, RB .....OAK, II  
 Toews, Jeff, G .....MIA, XVII, XIX  
 Toews, Loren, LB .....PITT, IX, X, XIII, XIV  
 Togafau, Pago, LB .....ARIZ, XLIII  
 Tolbert, Tony, DE .....DALL, XXVII, XXVIII, XXX  
 Tollefson, Dave, DE .....NYG, XLII  
 Tomczak, Mike, QB .....CHI, XX; PITT, XXX\*  
 Toomay, Pat, DE .....DALL, V, VI  
 Toomer, Amani, WR .....NYG, XXXV, XLII  
 Torbor, Reggie, LB .....NYG, XLII  
 Torrey, Bob, RB .....PHIL, XV\*  
 Towns, Lester, LB .....CAR, XXXVIII  
 Townsend, Andre, DE .....DEN, XXI, XXII, XXIV  
 Townsend, Deshea, CB .....PITT, XL, XLIII  
 Townsend, Greg, DE .....RAID, XVIII  
 Trapp, James, CB .....BAL, XXXV  
 Traylor, Keith, DT .....DEN, XXXII, XXXIII; NE, XXXIX  
 Treadwell, David, K .....DEN, XXIV  
 Treu, Adam, C .....OAK, XXXVII  
 Trosch, Gene, DE .....KC, IV  
 Trotter, Jeremiah, LB .....PHIL, XXXIX  
 Truax, Billy, TE .....DALL, VI  
 Trufant, Marcus, CB .....SEA, XL  
 Tuala, Esera, DT .....ATL, XXXIII  
 Tubbs, Marcus, DT .....SEA, XL  
 Tuck, Justin, DE .....NYG, XLII  
 Tucker, Ryan, C-T .....STL, XXXIV, XXXV  
 Tuggle, Jessie, LB .....ATL, XXXIII  
 Tuasosopo, Manu, NT .....SF, XIX  
 Tuasosopo, Marques, QB .....OAK, XXXVII\*  
 Tuinei, Mark, T .....DALL, XXVII, XXVIII, XXX  
 Tuman, Jerame, TE .....PITT, XL  
 Tupa, Tom, P .....NE, XXXI; TB, XXXVII  
 Turk, Godwin, LB .....DEN, XII  
 Turner, Bake, FL .....NYJ, III  
 Turner, Jim, K .....NYJ, III; DEN, XII  
 Turner, Keena, LB .....SF, XVI, XIX, XXIII, XXIV  
 Turner, Nate, RB .....BUFF, XXXIII\*  
 Tuten, Rick, P .....BUFF, XXV  
 Twilley, Howard, WR .....MIA, VI, VII, VIII  
 Tyler, Wendell, RB .....RAMS, XIV; SF, XIX  
 Tynes, Lawrence, K .....NYG, XLII  
 Tyree, David, WR .....NYG, XLII  
 Tyrer, Jim, T .....KC, I, IV  
**U**  
 Umenyiora, Osi, DE .....NYG, XLII  
 Unitas, Johnny, QB .....BAL, III, V  
 Upchurch, Rick, WR .....DEN, XII  
 Upshaw, Gene, G .....OAK, II, XI, XV  
 Upshaw, Regan, DE .....OAK, XXXVII  
 Urban, Jerheme, WR .....ARIZ, XLIII  
 Urlacher, Brian, LB .....CHI, LLI  
 Utecht, Ben, TE .....IND, XLI

**V**  
 Vactor, Ted, CB .....WASH, VII  
 Valentine, Zack, LB .....PITT, XIV  
 Vanderbeek, Matt, LB-DE .....DALL, XXVIII  
 Vandersea, Phil, LB .....GB, I  
 Van Eeghen, Mark, RB .....OAK, XI, XV  
 Van Horne, Keith, T .....CHI, XX  
 Vanhorne, Sean, CB .....SD, XXIX  
 Vasher, Nathan, CB .....CHI, XLI  
 Vaughn, Clarence, CB .....WASH, XXII  
 Veland, Tony, CB .....DEN, XXXII  
 Vella, John, T .....OAK, XI  
 Vellone, Jim, G .....MINN, IV  
 Ventrone, Ray, S .....NE, XLII  
 Verba, Ross, T .....GB, XXXII  
 Veris, Garin, DE .....NE, XX  
 Verser, David, WR .....CIN, XVI  
 Vickers, Kipp, G-T .....BAL, XXXV  
 Vigorito, Tommy, RB .....MIA, XVII  
 Villapiano, Phil, LB .....OAK, XI  
 Vinatieri, Adam, K .....NE, XXXI, XXXVI, XXXVIII, XXXIX; IND, XLI  
 Vogel, Bob, T .....BAL, III, V  
 Voigt, Stu, TE .....MINN, VIII, IX, XI  
 Volk, Rick, S .....BAL, III, V  
 von Oelhoffen, Kimo, DE .....PITT, XL  
 von Schamann, Uwe, K .....MIA, XVII, XIX  
 Vrabel, Mike, LB .....NE, XXXVI, XXXVIII, XXXIX, XLII  
**W**  
 Waddy, Billy, WR .....RAMS, XIV  
 Waechter, Henry, DT .....CHI, XX  
 Wagner, Bryan, P .....SD, XXIX  
 Wagner, Mike, S .....PITT, IX, X, XIII  
 Walden, Bobby, P .....PITT, IX, X  
 Walker, Adam, RB .....SF, XXIX  
 Walker, Darwin, DT .....PHIL, XXXIX  
 Walker, Denard, CB .....TENN, XXXIV  
 Walker, Fulton, CB .....MIA, XVII, XIX  
 Walker, Kenyatta, T .....TB, XXXVII  
 Walker, Langston, T .....OAK, XXXVII  
 Walker, Rick, TE .....WASH, XVII, XVIII  
 Wallace, Al, DE .....CAR, XXXVIII  
 Wallace, Jackie, CB .....MINN, IX; RAMS, XIV  
 Wallace, Seneca, QB .....SEA, XL  
 Wallace, Steve, T .....SF, XXIII, XXIV, XXIX  
 Walls, Everson, CB .....NYG, XXV  
 Walls, Wesley, TE .....SF, XXIV  
 Walter, Ken, P .....NE, XXXVI, XXXVIII  
 Walter, Mike, LB .....SF, XIX, XXIII, XXIV  
 Walters, Stan, T .....PHIL, XV  
 Walton, Alvin, S .....WASH, XXII  
 Walton, Bruce, T .....DALL, X\*  
 Walton, Sam, T .....NYJ, III  
 Ward, Detric, WR .....NE, XXXVIII  
 Ward, Hines, WR .....PITT, XL, XLIII  
 Ward, Jim, QB .....BAL, III\*  
 Ware, Matt, CB-S .....PHIL, XXXIX; ARIZ, XLIII  
 Warfield, Paul, WR .....MIA, VI, VII, VIII  
 Warner, Kurt, QB .....STL, XXXIV, XXXVI; ARIZ, XLIII  
 Warner, Ron, DE .....TB, XXXVII  
 Warren, Don, TE .....WASH, XVII, XVIII, XXII, XXVI  
 Warren, Greg, LS .....PITT, XL  
 Warren, Ty, DE-DT .....NE, XXXVIII, XXXIX, XLII  
 Warrick, Peter, WR .....SEA, XL  
 Warwick, Lonnie, LB .....MINN, IV  
 Washington, Anthony, CB .....WASH, XVIII  
 Washington, Damon, RB .....NYG, XXXV  
 Washington, Gene, WR .....MINN, IV  
 Washington, James .....DALL, XXVII, XXVIII  
 Washington, Joe, RB .....WASH, XVII\*, XVIII  
 Washington, John, DE .....NYG, XXV  
 Washington, Keith, DE .....BAL, XXXV  
 Washington, Kelley, WR .....NE, XLII  
 Washington, Mark, CB .....DALL, V, X, XII, XIII\*  
 Washington, Marvin, DT .....DEN, XXXIII  
 Washington, Mickey, CB .....BUFF, XXVIII  
 Washington, Nate, WR .....PITT, XL, XLIII  
 Washington, Ted, NT .....NE, XXXVIII  
 Washington, Todd, C-G .....TB, XXXVII  
 Waters, Charlie, S .....DALL, V, VI, X, XII, XIII  
 Watkins, Kendall, TE .....DALL, XXX  
 Watson, Benjamin, TE .....NE, XLII  
 Watson, Gabe, DT .....ARIZ, XLIII  
 Watson, Steve, WR .....DEN, XXI, XXII  
 Watters, Ricky, RB .....SF, XXIX  
 Watts, Ted, CB .....RAID, XVIII

Wayne, Nate, LB .....PHIL, XXXIX  
 Wayne, Reggie, WR .....IND, XLI  
 Weathers, Robert, RB .....GB, I, II  
 Weatherwax, Jim, DT .....GB, I, II  
 Webster, Corey, CB .....NYG, XLII  
 Webster, Larry, DT .....BAL, XXXV  
 Webster, Mike, C .....PITT, IX, X, XIII, XIV  
 Webster, Nate, LB .....TB, XXXVII  
 Weese, Norris, QB .....DEN, XII  
 Welch, Claxton, RB .....DALL, V, VI  
 Welch, Herb, S .....NYG, XXI  
 Welker, Wes, WR .....NE, XLII  
 Wells, Reggie, G .....ARIZ, XLIII  
 Wells, Warren, SE .....OAK, II  
 Wersching, Ray, K .....SF, XVI, XIX  
 Wesley, Dante, CB .....CAR, XXXVIII; CHI, XLI  
 West, Charlie, S .....MINN, IV, VIII  
 West, Lyle, S .....NYG, XXXV  
 Westbrook, Brian, RB .....PHIL, XXXIX  
 Westbrooks, Greg, LB .....RAMS, XIV  
 Wheatley, Tyrone, RB .....OAK, XXXVII  
 Wheeler, Mark, DT .....NE, XXXI  
 Whigham, Larry, S .....NE, XXXI  
 Whimper, Guy, T .....NYG, XLII  
 White, Danny, QB-P .....DALL, XII, XIII  
 White, Dwight, DE .....PITT, IX, X, XIII, XIV  
 White, Ed, G .....MINN, IV, VIII, IX, XI  
 White, James, DT .....MINN, XI  
 White, Jeris, CB .....WASH, XVII  
 White, Leon, LB .....CIN, XXIII  
 White, Randy, LB-DT .....DALL, X, XII, XIII  
 White, Reggie, DE .....GB, XXXI, XXXII  
 White, Sammy, WR .....MINN, XI  
 White, William, S .....ATL, XXXIII  
 Whitfield, Bob, T .....ATL, XXXIII  
 Whitley, Curtis, C-G .....SD, XXXI\*  
 Whitley, Wilson, NT .....CIN, XVI  
 Whitmore, David, S .....NYG, XXV  
 Whitted, Alvis, WR .....OAK, XXXVII  
 Whittington, Arthur, RB .....OAK, XV  
 Whittle, Jason, G .....NYG, XXXV  
 Widby, Ron, P .....DALL, V, VI  
 Widell, Doug, G .....DEN, XXIV  
 Wiggins, Jermaine, TE .....NE, XXXVI; CAR XXXVIII  
 Wilbur, John, G .....WASH, VII  
 Wilburn, Barry, S .....WASH, XXII  
 Wilcots, Solomon, S .....CIN, XXIII  
 Wilfork, Vince, NT .....NE, XXXIX, XLII  
 Wilkerson, Bruce, T .....GB, XXXI, XXXII  
 Wilkes, Reggie, LB .....PHIL, XV  
 Wilkins, Gabe, DE .....GB, XXXI, XXXII  
 Wilkins, Jeff, K .....STL, XXXIV, XXXVI  
 Wilkins, Terrence, WR .....IND, XLI  
 Wilkinson, Gerris, LB .....NYG, XLII  
 Wilkinson, Jerry, DE .....RAMS, XIV  
 Willhite, Gerald, RB .....DEN, XXI  
 Williams, Alfred, DE .....DEN, XXXII, XXXIII  
 Williams, Aeneas, CB .....STL, XXXVI  
 Williams, Brian, C-G .....NYG, XXV  
 Williams, Brian, LB .....GB, XXXI, XXXII  
 Williams, Charlie, S .....DALL, XXX  
 Williams, Dokie, WR .....RAID, XVIII  
 Williams, Doug, QB .....WASH, XXII  
 Williams, Ed, LB .....NE, XX  
 Williams, Elijah, CB .....ATL, XXXIII  
 Williams, Eric, DT .....WASH, XXVI  
 Williams, Erik, T .....DALL, XXVII, XXVIII, XXX  
 Williams, Gene, G .....ATL, XXXIII  
 Williams, Grant, T .....NE, XXXVI  
 Williams, Greg, S .....WASH, XVII, XVIII  
 Williams, Howie, S .....OAK, II  
 Williams, James, CB .....BUFF, XXV, XXVI, XXVII  
 Williams, Jamie, TE .....SF, XXIV  
 Williams, Jay, DE .....STL, XXXIV  
 Williams, Jimmy, CB .....SEA, XL  
 Williams, Joe, RB .....DALL, V  
 Williams, John, G .....BAL, III, V  
 Williams, John L., RB .....PITT, XXX  
 Williams, Karl, WR .....TB, XXXVII  
 Williams, Kevin, WR .....DALL, XXVIII, XXX  
 Williams, Lester, NT .....NE, XX  
 Williams, Mike, TE .....WASH, XVIII  
 Williams, Perry, CB .....NYG, XVI, XXV  
 Williams, Reggie, LB .....CIN, XXI, XXIII

# SUPER BOWL

Williams, Roland, TE	STL, XXXIV	Young, Roynell, CB	PHIL, XV
Williams, Shaun, S	NYG, XXXV	Young, Steve, QB	SF, XXIII*, XXIV, XXIX
Williams, Sherman, RB	DALL, XXX*	Youngblood, Jack, DE	RAMS, XIV
Williams, Sidney, LB	BALT, III	Youngblood, Jim, LB	RAMS, XIV
Williams, Travis, RB	GB, II	<b>Z</b>	
Williams, Tyrone, CB	GB, XXXI, XXXII	Zander, Carl, LB	CIN, XXIII
Williams, Willie, CB	PITT, XXX	Zaunbrecher, Godfrey, C	MINN, VIII*
Williamson, Carlton, S	SF, XVI, XIX	Zeigler, Dusty, C	NYG, XXXV
Williamson, Fred, CB	KC, I	Zgonina, Jeff, DT	STL, XXXIV, XXXVI
Williamson, John, LB	OAK, II	Zimmerman, Gary, T	DEN, XXXII
Willig, Matt, T	CAR, XXXVIII		
Willis, Chester, RB	RAID, XVIII		
Willis, Keith, DE	BUFF, XXVII*		
Willis, Leonard, WR	MINN, XI		
Wilmsmeyer, Klaus, P	SF, XXIX		
Wilson, Adrian, S	ARIZ, XLIII		
Wilson, Bobby, DT	WASH, XXVI		
Wilson, Ben, FB	GB, II		
Wilson, Brenard, S	PHIL, XV		
Wilson, Cedrick, WR	PITT, XL		
Wilson, Eugene, S	NE, XXXVIII, XXXIX, XLII		
Wilson, Gibril, S	NYG, XLII		
Wilson, Jerrel, P	KC, I, IV		
Wilson, Marc, QB	OAK, XV*; RAID, XVIII		
Wilson, Mike R., WR	SF, XVI, XIX, XXIII, XXIV		
Wilson, Mike W., T	CIN, XVI		
Wilson, Otis, LB	CHI, XX		
Wilson, Steve, CB	DEN, XXI, XXII		
Wilson, Troy, DE	SF, XXIX		
Wilson, Wade, QB	DALL, XXX*		
Winder, Sammy, RB	DEN, XXI, XXII, XXIV		
Winston, Dennis (Dirt), LB	PITT, XIII, XIV		
Winston, Roy, LB	MINN, IV, VIII, IX, XI		
Winters, Frank, C	GB, XXXI, XXXII		
Wistrom, Grant, DE	STL, XXXIV, XXXVI; SEA, XL		
Witherspoon, Will, LB	CAR, XXXVIII		
Wohlabaugh, Dave, C	NE, XXXI		
Wolf, Jim, DE	PITT, IX*		
Wolford, Will, T	BUFF, XXV, XXVI, XXVII		
Womack, Floyd, T-G	SEA, XL		
Wonsley, Otis, RB	WASH, XVII, XVIII		
Wood, Willie, S	GB, I, II		
Woodall, Lee, LB	SF, XXIX		
Woodard, Ken, LB	DEN, XXI		
Woodberry, Dennis, CB	WASH, XXII		
Woodley, David, QB	MIA, XVII		
Woodley, LaMarr, LB	PITT, XLIII		
Woodruff, Dwayne, CB	PITT, XIV		
Woods, Ickey, RB	CIN, XXIII		
Woods, Pierre, LB	NE, XLII		
Woodson, Charles, CB	OAK, XXXVII		
Woodson, Darren, S	DALL, XXVII, XXVIII, XXX		
Woodson, Rod, CB	PITT, XXX; BAL, XXXV; OAK, XXXVII		
Woody, Damien, C	NE, XXXVI		
Woolsey, Rolly, CB	DALL, X		
Wooten, Ron, G	NE, XX		
Worrell, Cameron, S	CHI, XLI		
Wortham, Barron, LB	TENN, XXXIV		
Wortham, Cornelius, LB	SEA, XL		
Wright, Anthony, QB	NYG, XLII*		
Wright, Eric, CB	SF, XVI, XIX, XXIII, XXIV		
Wright, George, DT	BALT, V*		
Wright, Jeff, NT	BUFF, XXV, XXVI, XXVII, XXVIII		
Wright, Jeff, S	MINN, VIII, IX, XI		
Wright, Louis, CB	DEN, XII, XXI		
Wright, Nate, CB	MINN, VIII, IX, XI		
Wright, Rayfield, T	DALL, V, VI, X, XII, XIII		
Wright, Steve, T	GB, I, II*		
Wrightman, Tim, TE	CHI, XX		
Wyche, Sam, QB	WASH, VII		
Wycheck, Frank, TE	TENN, XXXIV		
Wyms, Ellis, DE	TB, XXXVII		
<b>Y</b>			
Yarber, Eric, WR	WASH, XXII		
Yary, Ron, T	MINN, IV, VIII, IX, XI		
Yepremian, Garo, K	MIA, VI, VII, VIII		
Yoder, Todd, TE	TB, XXXVII		
Young, Brian, DT	STL, XXXVI		
Young, Bryant, DT	SF, XXIX		
Young, Charle, TE	RAMS, XIV; SF, XVI		
Young, Charles, RB	DALL, X		
Young, Duane, TE	SD, XXIX		
Young, Mike, WR	DEN, XXIV		

**ALL-TIME SUPER BOWL COACHES**

**A**  
 Aiken, Ron.....ARIZ, XLIII  
 Alexander, Hubbard.....DALL, XXVII, XXVIII, XXX  
 Allen, Ermal.....DALL, V, VI, X, XII, XIII  
 Allen, George.....WASH, VII  
 Anderson, Jim.....CIN, XXIII  
 Anderson, Ken.....PITT, XLIII  
 Andrus, Bart.....TENN, XXXIV  
 April, Bobby.....PITT, XXX; STL, XXXVI  
 Arians, Bruce.....PITT, XL, XLIII  
 Austin, Neill.....MINN, VIII, IX, XI  
 Arnsparger, Bill.....BALT, III; MIA, VI, VII, VIII, XVII;  
 SD, XXIX  
 Arteaga, Mark.....TB, XXXVII  
 Arthur, Jim.....CHI, XLI  
 Attaway, Jerry.....SF, XIX, XXIII, XXIV, XXIX  
 Austin, Teryl.....SEA, XL; ARIZ, XLIII  
 Avezzano, Joe.....DALL, XXVII, XXVIII, XXX  
**B**  
 Babich, Bob.....CHI, XLI  
 Bajakian, Mike.....CHI, XLI  
 Banaszek, Cas.....SF, XVI  
 Banker, Chuck.....WASH, XXII  
 Barnes, Mike.....SF, XXIX  
 Barry, Joe.....TB, XXXVII  
 Bass, Marvin.....DEN, XXI, XXII, XXIV; ATL, XXXIII  
 Bates, Jeremy.....TB, XXXVII  
 Belichick, Bill.....NYG, XXI, XXV; NE, XXXI, XXXVI,  
 XXXVIII, XXXIX, XLII  
 Bengtson, Phil.....GB, I, II  
 Berry, Raymond.....NE, XX  
 Bettis, Tom.....KC, I, IV  
 Bickers, Kevin.....NE, XLII  
 Bielski, Dick.....BALT, III, V  
 Biletnikoff, Fred.....OAK, XXXVII  
 Billick, Brian.....BALT, XXXV  
 Bisaccia, Richard.....TB, XXXVII  
 Blackmon, Don.....ATL, XXXIII  
 Blake, John.....DALL, XXVIII  
 Board, Dwaine.....SF, XXIX; SEA, XL  
 Boghosian, Sam.....OAK, XV; RAID, XVIII  
 Boller, Craig.....DALL, XXX  
 Boras, Rob.....CHI, XLI  
 Boyd, Bob.....BALT, V  
 Boyer, Josh.....NE, XLII  
 Braden, Marv.....DEN, XII  
 Brasher, Tommy.....PHIL, XXXIX  
 Brazil, Dave.....NYG, XXXV  
 Breaux, Don.....WASH, XVII, XVIII, XXII, XXVI  
 Bresnahan, Chuck.....OAK, XXXVII  
 Bresnahan, Tom.....BUFF, XXV, XXVI, XXVII, XXVIII  
 Brewster, Pete.....KC, I, IV  
 Brittenham, Dean.....NE, XX  
 Brodsky, Joe.....DALL, XXVII, XXVIII, XXX  
 Brooks, Larry.....GB, XXXI, XXXII  
 Brooks, Rich.....ATL, XXXIII  
 Brown, Steve.....STL, XXXIV  
 Brown, Willie.....OAK, XV, XXXVII; RAID, XVIII  
 Bruney, Fred.....PHIL, XV  
 Bugel, Joe.....WASH, XVII, XVIII, XXII  
 Bunting, John.....STL, XXXIV  
 Burke, Ned.....NE, XXXVI  
 Burns, Jack.....WASH, XXVI; ATL, XXXIII  
 Burns, Jerry.....GB, I, II; MINN, IV, VIII, IX, XI  
 Bush, Frank.....DEN, XXXII, XXXIII  
 Butler, Keith.....PITT, XL, XLIII  
 Byrd, Gill.....CHI, XLI  
**C**  
 Caldwell, Jim.....IND, XLI  
 Callahan, Bill.....OAK, XXXVII  
 Campbell, Marion.....PHIL, XV  
 Campo, Dave.....DALL, XXVII, XXVIII, XXX  
 Carr, Jim.....NE, XX  
 Carson, Bud.....PITT, IX, X; RAMS, XIV  
 Carter, Rubin.....DEN, XXII  
 Carthon, Maurice.....NE, XXXI; PITT, XLIII  
 Caserio, Nick.....NE, XLII  
 Castillo, Juan.....PHIL, XXXIX  
 Casullo, Bob.....OAK, XXXVII; SEA, XL  
 Cavanaugh, Matt.....BALT, XXXV  
 Chavous, Barney.....DEN, XXIV, XXXII, XXXIII  
 Childress, Brad.....PHIL, XXXIX  
 Christianson, Michael.....TB, XXXVII

Christensen, Clyde.....IND, XLI  
 Clark, Mike.....SEA, XL  
 Clark, Monte.....MIA, VI, VII, VIII  
 Clark, Sam.....STL, XXXIV  
 Clausen, Chris.....STL, XXXIV, XXXVI  
 Clausen, Chuck.....PHIL, XV  
 Cochran, Red.....GB, I  
 Colletto, Jim.....BALT, XXXV  
 Collier, Joe.....DEN, XII, XXI, XXII  
 Collier, Joel.....NE, XLII  
 Corey, Walt.....BUFF, XXV, XXVI, XXVII, XXVIII  
 Coslet, Bruce.....CIN, XVI, XXXII  
 Coughlin, Tom.....NYG, XXV, XLII  
 Courtright, Rick.....ARIZ, XLIII  
 Coury, Dick.....PHIL, XV  
 Cowher, Bill.....PITT, XXX, XL  
 Crennel, Romeo.....NYG, XXI, XXV; NE, XXXI, XXXVI, XXXVIII,  
 XXXIX  
 Cribb, Sammy.....TENN, XXXIV  
 Croom, Sylvester.....SD, XXIX  
 Cromwell, Nolan.....GB, XXXI, XXXII; SEA, XL  
 Crosby, Steve.....MIA, XVII  
 Crossman, Danny.....CAR, XXXVIII  
 Cullley, David.....PHIL, XXXIX  
 Curtis, Andre.....NYG, XLII  
**D**  
 Daboll, Brian.....NE, XXXVI, XXXVIII, XXXIX  
 Dahlen, Neal.....SF, XXIX  
 Dahms, Tom.....OAK, II, XI  
 Daisher, Ted.....PHIL, XXXIX  
 Daniel, James.....ATL, XXXIII; PITT, XL, XLIII  
 Davidson, Jeff.....NE, XXXVI, XXXVIII, XXXIX  
 Davis, Bill.....ARIZ, XLIII  
 Davis, Butch.....DALL, XXVII, XXVIII  
 Davis, Don.....NE, XLII  
 DeCamillis, Joe.....ATL, XXXIII  
 DeGuglielmo, Dave.....NYG, XLII  
 DeHaven, Bruce.....BUFF, XXV, XXVI, XXVII  
 Del Rio, Jack.....BALT, XXXV  
 Dennison, Rick.....DEN, XXXII, XXXIII  
 DePaul, Bobby.....WASH, XXVI  
 Diange, Joe.....WASH, XXII  
 Dickerson, Chuck.....BUFF, XXV, XXVI  
 Ditka, Mike.....DALL, X, XII, XIII; CHI, XV  
 Donatell, Ed.....DEN, XXXII, XXXIII  
 Dooley, Jim.....CHI, XX  
 Dotsch, Rolli.....PITT, XIII, XIV  
 Dowhower, Rod.....WASH, XXVI  
 Dowler, Boyd.....WASH, VII  
 Drake, Darryl.....CHI, XLI  
 Dungy, Tony.....IND, XLI  
 Dunn, John.....SD, XXIX; NYG, XXXV  
 Dyer, George.....DEN, XXXII, XXXIII  
**E**  
 Eddy, Jim.....DALL, XXVIII, XXX  
 Ellard, Henry.....STL, XXXVI  
 Erber, Lew.....OAK, XI, XV  
 Erhardt, Ron.....NYG, XXI, XXV; PITT, XXX  
 Evans, Clyde.....RAMS, XIV  
 Ewbank, Weeb.....NYJ, III  
**F**  
 Falks, Frank.....SD, XXIX  
 Fassel, Jim.....NYG, XXXV  
 Faulkner, Jack.....RAMS, XIV  
 Fears, Ivan.....NE, XXXVI, XXXVIII, XXXIX, XLII  
 Fichtner, Randy.....PITT, XLIII  
 Fisher, Jeff.....TENN, XXXIV  
 Flaherty, Pat.....NYG, XLII  
 Flajole, Ken.....CAR, XXXVIII  
 Flores, Tom.....OAK, XI, XV; RAID, XVIII  
 Fontes, Len.....NYG, XXI  
 Ford, Robert.....DALL, XXVII, XXVIII, XXX  
 Forte, Mo.....DEN, XXIV  
 Fox, John.....NYG, XXXV; CAR, XXXVIII  
 Franklin, Bobby.....DALL, V, VI  
 Franklin, Chet.....OAK, XV; RAID, XVIII  
 Frazier, Leslie.....IND, XLI  
 Friday, Jeff.....BALT, XXXV  
 Friedgen, Ralph.....SD, XXIX  
 Fuhrman, Chet.....PITT, XXX  
**G**  
 Gailey, Chan.....DEN, XXI, XXII, XXIV; PITT, XXX  
 Gambold, Bob.....DEN, XII  
 Gansz, Frank.....STL, XXXIV

Gibbs, Alex.....DEN, XXI, XXII, XXXII, XXXIII  
 Gibbs, Joe.....WASH, XVII, XVIII, XXII, XXVI  
 Giemont, Garrett.....OAK, XXXVII; PITT, XLIII  
 Gilbert, O'Neill.....TENN, XXXIV  
 Gilbertson, Keith.....SEA, XL  
 Gilbride, Kevin.....NYG, XLII  
 Gillhamer, Mike.....NYG, XXXV  
 Gillman, Sid.....PHIL, XV  
 Goodwin, Harold.....CHI, XLI; PITT, XLIII  
 Grant, Bud.....MINN, IV, VIII, IX, XI  
 Gray, Jerry.....TENN, XXXIV  
 Gray, Ken.....DEN, XII  
 Green, Dennis.....SF, XXXII  
 Gregg, Forrest.....CIN, XVI  
 Grier, Bobby.....NE, XX  
 Grimm, Russ.....PITT, XL; ARIZ, XLIII  
 Griswold, Chris.....OAK, XXXVII  
 Groh, Al.....NYG, XXV; NE, XXXI  
 Gruden, Jay.....TB, XXXVII  
 Gruden, Jon.....TB, XXXVII  
 Giunta, Peter.....STL, XXXIV; NYG, XLII  
**H**  
 Hackett, Paul.....SF, XIX  
 Hairston, Carl.....STL, XXXIV  
 Haley, Todd.....ARIZ, XLIII  
 Haluchak, Mike.....STL, XXXVI  
 Hamilton, Ray.....NE, XX  
 Handley, Ray.....NYG, XXI, XXV  
 Hanifan, Jim.....WASH, XXVI; STL, XXXIV, XXXVI  
 Hanner, Dave.....GB, I, II  
 Harbaugh, Jim.....OAK, XXXVII  
 Harbaugh, John.....PHIL, XXXIX  
 Harman, Wade.....BALT, XXXV  
 Hart, Tommy.....SF, XIX, XXIII, XXIV  
 Haskell, Gil.....GB, XXXI, XXXII; SEA, XL  
 Haupt, Dale.....CHI, XX  
 Hawkins, Ralph.....WASH, VII  
 Hecker, Norb.....SF, XVI, XII  
 Heimerdinger, Mike.....DEN, XXXII, XXXIII  
 Henderson, Donnie.....BALT, XXXV  
 Henning, Dan.....WASH, XVII, XXII; CAR, XXXVIII  
 Henshaw, George.....DEN, XXIV; TENN, XXXIV  
 Hickman, Bill.....RAMS, XIV; WASH, XVII, XVIII, XXII  
 Hiestand, Harry.....CHI, XLI  
 Hill, George.....PHIL, XV  
 Hoaglin, Fred.....NYG, XXI, XXV; NE, XXXI  
 Hoak, Dick.....PITT, IX, X, XIII, XIV, XXX, XL  
 Hodgson, Pat.....NYG, XXI; PITT, XXX  
 Hoffman, Steve.....DALL, XXVII, XXVIII, XXX  
 Holland, Johnny.....GB, XXXI, XXXII  
 Hollway, Bob.....MINN, IV  
 Holmgren, Mike.....SF, XXIII, XXIV; GB, XXXI, XXXII; SEA, XL  
 Holmoe, Tom.....SF, XXIX  
 Horton, Ray.....PITT, XL, XLIII  
 Houck, Hudson.....DALL, XXVIII, XXX  
 Howard, Todd.....STL, XXXIV  
 Howell, Richard.....IND, XLI  
 Huey, Gene.....IND, XLI  
 Hufnagel, John.....NE, XXXVIII  
 Hughes, Ed.....DALL, X; CHI, XX  
 Humenuik, Rod.....NE, XX  
**I**  
 Idzik, John.....BALT, V  
 Iman, Ken.....PHIL, XV  
 Infante, Lindy.....CIN, XVI  
 Ingram, Jerald.....NYG, XLII  
**J**  
 Jackson, Bobby.....STL, XXXVI  
 Jackson, Carl.....SF, XXIX  
 Jackson, Harold.....NE, XX  
 Jackson, Milt.....SF, XVI; BALT, XXXV  
 Jamison, John.....SEA, XL  
 Joe, Billy.....PHIL, XV  
 Johnson, Bill.....CIN, XXIII  
 Johnson, Don.....CHI, XLI  
 Johnson, Jim.....PHIL, XXXIX  
 Johnson, Jimmy.....DALL, XXVII, XXVIII  
 Johnson, Pepper.....NE, XXXVI, XXXVIII, XXXIX, XLII  
 Johnston, Kent.....GB, XXXI, XXXII  
 Joiner, Charlie.....BUFF, XXVII, XXVIII  
 Jones, Amos.....PITT, XLIII  
 Jones, Rusty.....BUFF, XXV, XXVI, XXVII, XXVIII; CHI, XLI  
 Jones, Stan.....DEN, XII, XXI, XXII  
 Jorgensen, Tim.....ATL, XXXIII

# SUPER BOWL

## K

Kazor, Steve .....CHI, XX  
 Keane, Tom .....MIA, VI, VII, VIII, XVII, XIX  
 Kennan, Larry .....RAID, XVIII  
 Khayat, Eddie .....NE, XX  
 Kiffin, Monte .....TB, XXXVII  
 Kirksey, Larry .....SF, XXIX  
 Kitchens, Freddie .....ARIZ, XLIII  
 Kollar, Bill .....ATL, XXXIII; STL, XXXVI  
 Krein, Darren .....SEA, XL  
 Kubiak, Gary .....SF, XXIX; DEN, XXXII, XXXIII  
 Kromer, Aaron .....OAK, XXXVII  
 Kwan, Stan .....SD, XXIX

## L

LaRue, Jim .....CHI, XX  
 Landry, Tom .....DALL, V, VI, X, XII, XIII  
 Lanham, Paul .....RAMS, XIV  
 Lauterbur, Frank .....RAMS, XIV  
 Lavan, Al .....SF, XXIV  
 Laveroni, Bill .....SEA, XL  
 Lawrence, Don .....BUFF, XXV, XXVI, XXVII, XXVIII  
 Leachman, Lamar .....NYG, XXI  
 LeBeau, Dick .....CIN, XVI, XXIII; PITT, XXX, XL, XLIII  
 LeDuc, Dana .....STL, XXXIV, XXXVI  
 Lee, Lloyd .....CHI, XLI  
 Leggett, Earl .....OAK, XV; RAID, XVIII; DEN, XXIV  
 Lester, Chuck .....BUFF, XXV, XXVI, XXVII, XXVIII  
 Levy, Marv .....WASH, VII; BUFF, XXV, XXVI, XXVII, XXVIII  
 Lewis, Marvin .....PITT, XXX; BAL, XXXV  
 Lewis, Sherman .....SF, XIX, XXIII, XXIV; GB, XXXI, XXXII  
 Lewis, Tim .....PITT, XXX  
 Ligaschsky, Bob .....PITT, XLIII  
 Lind, Jim .....GB, XXXI, XXXII; SEA, XL  
 Lindsey, Dale .....SD, XXIX  
 Lombardi, Vince .....GB, I, II  
 Lott, John .....ARIZ, XLIII  
 Lovat, Tom .....GB, XXXI, XXXII  
 Lowry, Alan .....SF, XXIX; TENN, XXXIV  
 Lynn, Johnnie .....NYG, XXXV  
 Lynn, Ron .....OAK, XXXVII

## M

Mac Duff, Larry .....NYG, XXXV  
 Madden, John .....OAK, II, XI  
 Madro, Joe .....OAK, XV  
 Magazu, David .....CAR, XXXVIII  
 Malavasi, Ray .....RAMS, XIV  
 Mangini, Eric .....NE, XXXVI, XXXVIII, XXXIX  
 Mangurian, Pete .....DEN, XXIV; NE, XLII  
 Mann, Richard .....TB, XXXVII  
 Marchibroda, Ted .....WASH, VII; BUFF, XXV, XXVI  
 Marcini, Denny .....NYG, XXXV  
 Marinelli, Rod .....TB, XXXVII  
 Marinovich, Marv .....OAK, II  
 Marshall, John .....SF, XXIV, XXIX; SEA, XL  
 Martin, Don .....OAK, XXXVII  
 Martz, Mike .....STL, XXXIV, XXXV  
 Maser, Mike .....CAR, XXXVIII  
 Matheson, Bob .....MIA, XIX  
 Matsko, John .....STL, XXXIV, XXXV  
 Matthews, Billie .....SF, XVI  
 Mauck, Carl .....SD, XXIX  
 McCafferty, Don .....BAL, III, V  
 McCormack, Mike .....WASH, VII  
 McCormick, Tom .....GB, II  
 McCoy, Mike .....CAR, XXXVIII  
 McDaniels, Josh .....NE, XXXIX, XLII  
 McDermott, Sean .....PHIL, XXXIX  
 McGaughey, Thomas .....NYG, XLII  
 McKittrick, Bobb .....SF, XVI, XIX, XXIII, XXIV, XXIX  
 McNally, Jim .....CIN, XVI, XXIII; NYG, XXXV  
 McPeak, Bill .....MIA, VIII  
 McPherson, Bill .....SF, XVI, XIX, XXIII, XXIV, XXIX  
 McPherson, Pat .....DEN, XXXIII  
 Meeks, Ron .....ATL, XXXIII; STL, XXXVI; IND, XLI  
 Melvin, Randy .....NE, XXXVI  
 Melvin, Tom .....PHIL, XXXIX  
 Merritt, Dave .....NYG, XLII  
 Mertes, Bus .....MINN, IV, VIII, IX, XI  
 Metzelaars, Pete .....IND, XLI  
 Michaels, Walt .....NYJ, III  
 Michels, John .....MINN, IV, VIII, IX, XI  
 Miller, Al .....DEN, XXI, XXII, XXIV; ATL, XXXIII  
 Miller, Mike .....ARIZ, XLIII  
 Miller, Red .....DEN, XII

Mills, Chuck .....KC, I  
 Mills, Sam .....CAR, XXXVIII  
 Mischak, Bob .....OAK, XV; RAID, XVIII  
 Misciagna, John .....SD, XXIX  
 Mitchell, John .....PITT, XXX, XL, XLIII  
 Mitchell, Stump .....SEA, XL  
 Modzelewski, Dick .....CIN, XVI  
 Montgomery, Wilbert .....STL, XXXIV, XXXVI  
 Moore, Myrel .....DEN, XII, XXI, XXII  
 Moore, Tom .....PITT, XIII, XIV; IND, XLI  
 Mornhinweg, Marty .....GB, XXXI; PHIL, XXXIX  
 Morris, Mike .....TB, XXXVII  
 Morris, Raheem .....TB, XXXVII  
 Morton, Chip .....SD, XXIX; BAL, XXXV  
 Morton, John .....OAK, XXXVII  
 Mudd, Howard .....IND, XLI  
 Muir, Bill .....TB, XXXVII  
 Munchak, Mike .....TENN, XXXIV  
 Murphy, Dennis .....SD, XXIX  
 Murphy, Mike .....IND, XLI  
 Myers, Jim .....DALL, V, VI, X, XII, XIII

## N

Nash, Harold .....NE, XLII  
 Nelson, Jocko .....MINN, VIII, IX, XI  
 Nicolau, Nick .....DEN, XXI, XXII; BUFF, XXV, XXVI  
 Nolan, Mike .....DEN, XXII, XXIV  
 Noll, Chuck .....BAL, III; PITT, IX, X, XIII, XIV  
 Norvell, Jay .....OAK, XXXVII

## O

O'Boyle, Tommy .....KC, IV  
 O'Brien, Bill .....NE, XLII  
 O'Brien, Scott .....CAR, XXXVIII  
 O'Dea, Kevin .....SD, XXIX; CHI, XLI  
 Ogas, Ray .....STL, XXXVI  
 Olivadotti, Tom .....NYG, XXXV  
 Ortmayer, Steve .....OAK, XV; RAID, XVIII

## P

Pagac, Fred .....TB, XXXVII  
 Painter, Dwain .....SD, XXIX; DEN, XXXII  
 Palmer, Chris .....NE, XXXI; NYG, XLII  
 Palmieri, Jerry .....NYG, XLII  
 Parcels, Bill .....NYG, XXI, XXV; NE, XXXI  
 Pariani, Brian .....SF, XXIX; DEN, XXXII, XXXIII  
 Parilli, Babe .....DEN, XII  
 Parker, Johnny .....NYG, XXI, XXV; NE, XXXI; TB, XXXVII  
 Parrish, Stan .....TB, XXXVII  
 Pastoor, Marcel .....PITT, XLIII  
 Patera, Jack .....MINN, IV, VIII, IX, XXXIX  
 Patricia, Matt .....NE, XXXIX, XLII  
 Paul, Markus .....NE, XXXVI, XXXIX; NYG, XLII  
 Payton, Sean .....NYG, XXXV  
 Peccatiello, Larry .....WASH, XVII, XVIII, XXII, XXVI  
 Pees, Dean .....NE, XXXIX, XLII  
 Peete, Skip .....OAK, XXXVII  
 Pelini, Bo .....SF, XXIX  
 Pendergast, Clancy .....ARIZ, XLIII  
 Perkins, Ray .....NE, XXXI  
 Perles, George .....PITT, IX, X, XIII, XIV  
 Perry, Darren .....PITT, XL  
 Perry, Rod .....CAR, XXXVIII  
 Petitbon, Richie .....WASH, XVII, XVIII, XXII, XXVI  
 Phillips, Wade .....DEN, XXIV  
 Pitts, Elijah .....BUFF, XXV, XXVI, XXVII, XXXVIII  
 Plumb, Ted .....CHI, XX  
 Polonchek, John .....OAK, II; NE, XX  
 Polsfoot, Fran .....DEN, XII  
 Pope, Dean .....NE, XLII  
 Pope, Mike .....NYG, XXI, XXV, XXXV, XLII; NE, XXXI  
 Porter, Ricky .....DEN, XXXII, XXXIII  
 Pratt, Tom .....KC, I, IV  
 Priefer, Chuck .....SD, XXIX  
 Purnell, Russ .....BAL, XXXV; IND, XLI

## Q

Quinn, Tom .....NYG, XLII  
**R**  
 Radakovich, Dan .....PITT, IX, X; RAMS, XIV  
 Raich, Matt .....PITT, XL; ARIZ, XLIII  
 Ramsdell, John .....STL, XXXIV, XXXVI  
 Rauch, John .....OAK, II  
 Reed, Mike .....PHIL, XXXIX  
 Reeves, Dan .....DALL, V, VI, X, XII, XIII;  
 DEN, XXI, XXII, XXIV; ATL, XXXIII  
 Reid, Andy .....GB, XXXI, XXXII; PHIL, XXXIX  
 Renfro, Ray .....DALL, V, VI

Reynolds, Diron .....IND, XLI  
 Reynolds, Gary .....GB, XXXI, XXXII; SEA, XL  
 Rhodes, Ray .....SF, XVI, XIX, XXIII, XXIV, XXIX; SEA, XL  
 Rhome, Jerry .....WASH, XVIII, XXII  
 Richardson, Harold .....DEN, XXIV  
 Riecke, Lou .....PITT, IX, X, XIII, XIV  
 Riley, Dan .....WASH, XVII, XVIII, XXII, XXVI  
 Rivera, Ron .....CHI, XLI  
 Roach, Dick .....BUFF, XXV, XXVI, XXVII, XXXVIII  
 Roach, Paul .....DEN, XII  
 Robertson, Jay .....NYG, XXXV  
 Robinson, Greg .....DEN, XXXII, XXXIII  
 Robinson, Jimmy .....NYG, XXXV  
 Robiskie, Terry .....RAID, XVIII  
 Roland, Johnny .....CHI, XX  
 Rollins, Zerick .....SEA, XL  
 Ross, Bobby .....SD, XXIX  
 Roy, Alvin .....KC, IV; DALL, X  
 Rubin, Barry .....GB, XXXII  
 Rush, Clive .....NYJ, III  
 Rust, Rod .....NE, XX  
 Rutledge, Jeff .....ARIZ, XLIII  
 Ryan, Buddy .....NYJ, III; MINN, XI; CHI, XX  
 Ryan, Rex .....BAL, XXXV  
 Ryan, Rob .....NE, XXXVI, XXXVIII  
 Ryan, Sean .....NYG, XLII  
 Rymkus, Lou .....BAL, V

## S

Sandusky, John .....BAL, III, V; MIA, XVII, XIX  
 Saporta, Greg .....DEN, XXXII, XXXIII  
 Saunders, Al .....STL, XXXIV  
 Scannella, Joe .....OAK, XI  
 Scarnecchia, Dante .....NE, XX, XXXI, XXXVI, XXXVIII,  
 XXXIX, XLII  
 Scarry, Mike .....MIA, VI, VII, VIII, XVII, XIX  
 Schnelker, Bob .....GB, I, II  
 Schnellenberger, Howard .....MIA, VI, VII  
 Schwartz, Jim .....TENN, XXXIV  
 Seely, Brad .....NE, XXXVI, XXXVIII, XXXIX, XLII  
 Sefcik, George .....CIN, XVI; ATL, XXXIII  
 Seifert, George .....SF, XVI, XIX, XXIII, XXIV, XXIX  
 Sekanovich, Dan .....BUFF, XXVII, XXXVIII  
 Selcer, Dick .....CIN, XXII  
 Sevier, Wayne .....WASH, XVII, XVIII, XXVI  
 Shafer, Steve .....BAL, XXXV  
 Shanahan, Mike .....DEN, XXI, XXII, XXIV, XXXII, XXXIII;  
 SF, XXIX  
 Shaw, Willie .....SD, XXIX  
 Sheldon, Matt .....STL, XXXVI  
 Sheridan, Bill .....NYG, XLII  
 Shell, Art .....RAID, XVIII; ATL, XXXIII  
 Sherman, Mike .....GB, XXXII  
 Shinnick, Don .....OAK, XI; NE, XX  
 Shofner, Jim .....BUFF, XXVII, XXXVIII  
 Shuey, Bill .....PHIL, XXXIX  
 Shula, David .....MIA, XVII, XIX  
 Shula, Don .....BAL, III; MIA, VI, VII, VIII, XII, XIX  
 Shurmur, Fritz .....GB, XXXI, XXXII  
 Shurmur, Pat .....PHIL, XXXIX  
 Simmons, Jerry .....CAR, XXXVIII  
 Simmons, Warren .....WASH, XVII, XVIII, XXII, XXVI;  
 ATL, XXXIII  
 Simon, Matt .....BAL, XXXV  
 Skipper, Jim .....CAR, XXXVIII  
 Slowik, Bob .....DALL, XXVII  
 Smith, Lovie .....STL, XXXVI; CHI, XLI  
 Smith, Mike .....BAL, XXXV  
 Smith, Rick .....DEN, XXXII, XXXIII  
 Smith, Sherman .....TENN, XXXIV  
 Solari, Mike .....SF, XXIX  
 Spagnuolo, Steve .....PHIL, XXXIX; NYG, XLII  
 Spanos, Lou .....PITT, XL, XLIII  
 Spencer, Joe .....NYJ, III  
 Spencer, Kevin .....PITT, XL; ARIZ, XLIII  
 Spencer, Ollie .....OAK, II, XI  
 Spencer, Tim .....CHI, XLI  
 Speros, Jim .....WASH, XVIII  
 Stallings, Gene .....DALL, X, XII, XIII  
 Stanfel, Dick .....CHI, XX  
 Stautner, Ernie .....DALL, V, VI, X, XII, XIII  
 Steckel, Les .....NE, XX; TENN, XXXIV  
 Stephenson, Kent .....PITT, XXX  
 Stiles, Lynn .....PHIL, XV; SF, XXIII, XXIV; STL XXXIV  
 Stock, Mike .....CIN, XXIII



Stoddard, Craig .....NYG, XXXV  
 Stram, Hank .....KC, I, IV  
 Studley, Chuck .....SF, XVI; MIA, XIX  
 Sullivan, Jerry .....SD, XXIX  
 Sullivan, Joe .....WASH, VII  
 Sullivan, Mike .....NYG, XLII  
 Sumner, Charlie .....OAK, II, XV; RAID, XVIII  
 Sunseri, Sal .....CAR, XXXVIII  
 Sweatman, Mike .....NYG, XXI, XXV; NE, XXXI  
 Switzer, Barry .....DALL, XXX  
 Sydney, Harry .....GB, XXXI, XXXII

**T**

Taseff, Carl .....MIA, VI, VII, VIII, XVII, XIX  
 Taylor, Charley .....WASH, XVII, XVIII, XXII, XXVI  
 Taylor, Lionel .....PITT, IX, X; RAMS, XIV  
 Teerlinck, John .....DEN, XXXII, XXXIII; IND, XLI  
 Thomas, Emmitt .....WASH, XXII, XXVI  
 Thomas, Ricky .....IND, XLI  
 Thompson, Bennie .....BALT, XXXV  
 Tomlin, Mike .....TB, XXXVII; PITT, XLIII  
 Torgeson, LaVern .....WASH, VII, XVII, XVIII, XXII, XXVI;  
 RAMS, XIV  
 Torine, Jon .....IND, XLI  
 Toub, Dave .....CHI, XLI  
 Trestman, Marc .....OAK, XXXVII  
 Trgovac, Mike .....CAR, XXXVIII  
 Tubbs, Jerry .....DALL, V, VI, X, XII, XIII  
 Turner, Bobby .....DEN, XXXII, XXXIII  
 Turner, Chris .....OAK, XXXVII  
 Turner, Norv .....DALL, XXVII, XXVIII  
 Turner, Ron .....CHI, XLI  
 Tuten, Rich .....DEN, XXXII, XXXIII

**U**

Undlin, Cory .....NE, XXXIX  
 Uram, Paul .....PITT, IX, X, XIII, XIV  
 Urbanik, Bill .....CIN, XXIII

**V**

Valero, Art .....TB, XXXVII  
 Valesente, Bob .....GB, XXXI, XXXII  
 Vermeil, Al .....SF, XVI  
 Vermeil, Dick .....PHIL, XV; STL, XXXIV  
 Von Appen, Fred .....SF, XIX, XXIII

**W**

Wade, Junior .....MIA, XIX  
 Walker, Dick .....PITT, XIII, XIV  
 Waller, Charlie .....WASH, VII  
 Walsh, Bill .....KC, I, IV  
 Walsh, Bill .....SF, XVI, XIX, XXIII  
 Walsh, Tom .....RAID, XVIII  
 Walters, Steve .....TENN, XXXIV  
 Walters, Trent .....PHIL, XXXIX  
 Wampfler, Jerry .....PHIL, XV  
 Wannstedt, Dave .....DALL, XXVII  
 Ward, Bob .....DALL, XII, XIII  
 Ward, Detric .....ARIZ, XLIII  
 Washburn, Jim .....TENN, XXXIV  
 Waters, Charlie .....DEN, XXIV  
 Watterson, Steve .....TENN, XXXIV  
 Waufler, Mike .....OAK, XXXVII; NYG, XLII  
 Weis, Charlie .....NYG, XXV; NE, XXXI, XXXV, XXXVIII,  
 XXXIX  
 West, Charlie .....DEN, XXI, XXII  
 West, Ed .....ATL, XXXIII  
 Wetzel, Steve .....WASH, XXVI  
 Whipple, Mark .....PITT, XL  
 Whisenhunt, Ken .....PITT, XL; ARIZ, XLIII  
 White, Mike .....STL, XXXIV  
 Widenhofer, Woody .....PITT, IX, X, XIII, XIV  
 Wietecha, Ray .....GB, I, II  
 Wilks, Steven .....CHI, XLI  
 Williams, Alan .....IND, XLI  
 Williams, Gregg .....TENN, XXXIV  
 Williams, Ted .....PHIL, XXXIX  
 Williamson, Richard .....CAR, XXXVIII  
 Willsey, Ray .....OAK, XV; RAID, XVIII  
 Wilson, Billy .....SF, XIX  
 Wilson, Kirby .....TB, XXXVII; PITT, XLIII  
 Wilson, Wade .....CHI, XLI  
 Winner, Charley .....WASH, VII  
 Wise, Tony .....DALL, XXVII  
 Woicik, Mike .....DALL, XXVII, XXVIII, XXX; NE, XXXVI,  
 XXXVIII, XXXIX, XLII  
 Wolf, Mike .....PHIL, XXXIX  
 Wood, Kim .....CIN, XVI, XXIII

Wyche, Sam .....SF, XVI; CIN, XXIII

**X**

Xanders, Brian .....ATL, XXXIII

**Y**

Young, George .....BALT, V

**Z**

Zampese, Ernie .....DALL, XXX

Zampese, Ken .....STL, XXXVI

Zeman, Bob .....OAK, XI; SF, XXIV

Zierlein, Larry .....PITT, XLIII

Zimmer, Mike .....DALL, XXX

Zorn, Jim .....SEA, XL

## SUPER BOWL

### SUPER BOWL MVP THUMBNAI LS

Following is a review of the memorable performances of each Pete Rozelle Trophy Most Valuable Player Award from Super Bowl I to Super Bowl XXXIX:

**SUPER BOWL I: QB BART STARR**, Green Bay Packers - In what was originally called the "AFL-NFL World Championship," Starr propelled the Packers to a 35-10 victory over the Chiefs. Completing 16 of 23 attempts, Starr amassed 250 yards through the air to go along with three passing touchdowns. Starr hooked up with reserve wide receiver Max McGee, whose one-armed first-quarter touchdown reception is one of the most memorable plays in Super Bowl history, seven times for 138 yards.

**SUPER BOWL II: QB BART STARR**, Green Bay Packers - Guiding Green Bay to its second Super Bowl win in a row (and third consecutive NFL championship), Starr's star shone the brightest in the second half. The high-powered Green Bay offense rattled off 17 unanswered points in the third and fourth quarters to pull away from the Raiders for a 33-14 victory. Starr completed 13 of his 24 passes, including a 62-yard scoring strike to Boyd Dowler.

**SUPER BOWL III: QB JOE NAMATH**, New York Jets - In a game that will be forever remembered because of Namath's "guarantee" of victory, the Jets toppled the seemingly unbeatable Baltimore Colts by a score of 16-7. Even future Hall of Famer Johnny Unitas could not spark a second half comeback by Baltimore. Because of Namath's leadership (and five Baltimore turnovers), the Jets secured the first victory for the AFL in the young history of the Super Bowl. "Broadway Joe" finished 17-of-28 for 206 yards passing.

**SUPER BOWL IV: QB LEN DAWSON**, Kansas City Chiefs - In the last game before the AFL-NFL merger, Dawson's workmanlike performance helped Kansas City beat the Vikings, 23-7. Dawson (12 of 17, 122 yards passing) orchestrated four scoring drives in the first half alone, three of which resulted in Jan Stenerud field goals. Utilizing a running back-by-committee approach, Dawson's Chiefs outgained the Vikings on the ground (151-67). After building a 16-0 lead at the half, Dawson punctuated the victory with a 46-yard touchdown pass to Otis Taylor.

**SUPER BOWL V: LB CHUCK HOWLEY**, Dallas Cowboys - Howley made history twice in one day with his MVP-worthy performance in this championship. Not only was did this gritty line-backer become the first defensive MVP in Super Bowl history, Howley is still the only player in NFL history to win the award for a losing team. Baltimore's Jim O'Brien nailed a 32-yard field goal with only five seconds left in the game to close out a 16-13 come-from-behind win for the Colts. Howley intercepted two passes and recovered a fumble in the losing effort.

**SUPER BOWL VI: QB ROGER STAUBACH**, Dallas Cowboys - Bouncing back from a devastating defeat a year earlier, Dallas brought home its first of five Super Bowl titles with a 24-3 win over the Dolphins. Outdueling his Miami counterpart Bob Griese, Staubach found wide receiver Lance Alworth and tight end Mike Ditka in the end zone for passing touchdowns. In addition to his 119 yards through the air, Staubach directed the potent Cowboys' rushing game up and down the field in this victory.

**SUPER BOWL VII: S JAKE SCOTT**, Miami Dolphins - An important cog in Miami's "No Name Defense," Scott picked off two of Redskins quarterback Billy Kilmer's passes in this 14-7 Miami victory. Scott's second interception came in the Dol-

phins' end zone, quashing Washington's best offensive drive. Mike Bass scored the lone Redskins' touchdown, corraling Miami kicker Garo Yepremian's ill-fated forward pass that slipped out of his hand after a botched field goal attempt. The 1972 Dolphins remain the only unbeaten, untied team in NFL history.

**SUPER BOWL VIII: RB LARRY CSO NKA**, Miami Dolphins - Racking up over 100 yards rushing for two Super Bowls in a row, Csonka's 33 carries wore down the Vikings. The bruising back finished with 145 yards and two touchdowns in Miami's second consecutive Super Bowl victory (24-7). Miami quarterback Bob Griese attempted only seven passes. Minnesota quarterback Fran Tarkenton scampered in for a score in the fourth quarter, but the Dolphins lead was insurmountable because of its steady rushing attack.

**SUPER BOWL IX: RB FRANCO HARRIS**, Pittsburgh Steelers - Harris and running back Rocky Bleier combined for more than 200 yards in Pittsburgh's first of four Super Bowl wins (16-6) in the 1970s. With the Steelers nursing a 2-0 lead in the second half, Harris helped his squad pull away with a nine-yard touchdown run. Remembered best for reeling in the "Immaculate Reception" earlier in his career, Harris' 158 rushing yards eclipsed the Super Bowl record established by Csonka only one year earlier. Pittsburgh outrushed the Vikings by over 200 yards.

**SUPER BOWL X: WR LYNN SWANN**, Pittsburgh Steelers - Famous for his acrobatic catches, Swann did not disappoint in the Steelers' 21-17 win over the Cowboys. Racking up a Super Bowl record 161 yards receiving on only four catches, Swann's 64-yard touchdown reception from Terry Bradshaw made the difference in the close contest. Swann's score capped a 14-0 run for the Steelers in the fourth quarter.

**SUPER BOWL XI: WR FRED BILETNIKOFF**, Oakland Raiders - Biletnikoff's numbers weren't overwhelming (four catches, 79 yards), but three of those receptions set up short touchdowns for the Raiders in a 32-14 victory over Minnesota. After jumping out to a 16-0 first half lead, Oakland never looked back.

**SUPER BOWL XII: DE RANDY WHITE and DT HARVEY MARTIN**, Dallas Cowboys - For the first and only time in Super Bowl history, two players shared the MVP award. White and Martin were instrumental in Dallas limiting the Broncos to only 156 yards of total offense (2.7 yards per play) in a 27-10 win. Dallas' "Doomsday Defense" forced eight turnovers - four interceptions and four fumble recoveries. White's and Martin's relentless pass rushing also helped force Denver's quarterbacks to finish eight for 24 throwing the football combined.

**SUPER BOWL XIII: QB TERRY BRADSHAW**, Pittsburgh Steelers - Establishing a career high with 318 passing yards, Bradshaw won the first of his two consecutive Super Bowl MVP awards based on the strength of his four touchdown passes in this 35-31 victory. Wide receiver John Stallworth hauled in scoring catches covering 28 and 75 yards in the first half. Bradshaw, who carved out his place among the NFL's greatest with his sterling Super Bowl performances, got the best of Cowboys QB Roger Staubach, who put forth a tremendous performance in his own right with three passing scores.

**SUPER BOWL XIV: QB TERRY BRADSHAW**, Pittsburgh Steelers - Becoming the first back-to-back Super Bowl MVP award winner since Bart Starr, Bradshaw helped the Steelers recover from two deficits to win their fourth NFL championship in six years, 31-19 over the Rams. Long touch-

down passes to Lynn Swann and John Stallworth helped Bradshaw amass 309 yards passing as he completed 14 of 21 attempts. Bradshaw owned nearly every significant Super Bowl passing record following the win, including career yardage (932), touchdowns (nine) and passer rating (112.8). Sparked by the leadership of Bradshaw and a suffocating "Steel Curtain" defense, Pittsburgh was the first team in NFL history to hoist four Vince Lombardi Trophies.

**SUPER BOWL XV: QB JIM PLUNKETT**, Oakland Raiders - The strong-armed Plunkett was the model of efficiency in the Raiders' 27-10 win over the Philadelphia Eagles. Plunkett, who did not take over as a starter until Week 6 of the season for coach John Madden finished 13 for 21 passing for 261 yards, three touchdowns and no interceptions. Though his Eagles counterpart Ron Jaworski racked up more passing yards (291) in the game, he also threw for three interceptions.

**SUPER BOWL XVI: QB JOE MONTANA**, San Francisco 49ers - If the 1970s belonged to the Steelers, the 1980s was certainly the decade of the 49ers. This 26-21 win over the Bengals was the start of a San Francisco dynasty, with Montana (14 of 22, 142 yards) leading the way. In addition to an 11-yard scoring strike to Earl Cooper, Montana also ran for one score in the first quarter en route to a 20-0 halftime lead. Despite a serious comeback attempt by Ken Anderson and Cincinnati, Montana and the 49ers held on for the franchise's first Super Bowl title.

**SUPER BOWL XVII: RB JOHN RIGGINS**, Washington Redskins - In front a 100,000-plus crowd at the Rose Bowl in the Redskins' 27-17 win, Riggins turned in one of the most memorable rushing performances in NFL championship history. Highlighted by a bruising 43-yard touchdown run on a fourth and one situation, Riggins carried the ball a Super Bowl record 38 times for 166 yards, which was also a record at the time. In the process of wearing down a tough Miami defense, Riggins put an exclamation point on one of the most prolific postseason performances ever; the bruising back rushed for over 100 yards in each of Washington's four playoff victories.

**SUPER BOWL XVIII: RB MARCUS ALLEN**, Oakland Raiders - Shattering John Riggins' record for rushing yards established the previous year, Allen spun and juked his way to 191 yards rushing in Oakland's 38-9 victory over the Redskins. The agile Allen, who averaged nearly 10.0 yards per rush in this game, scored both of his touchdowns in the third quarter, sealing the victory. He also had two receptions for 18 yards, giving him more than 200 yards from scrimmage.

**SUPER BOWL XIX: QB JOE MONTANA**, San Francisco 49ers - Montana became the third player to win multiple Super Bowl MVPs with his dominant 38-16 over the Dan Marino-led Dolphins. Not only did Montana pass for 331 yards and three touchdowns, but he also scrambled for 59 yards on five carries, including a six-yard score midway through the third quarter. Running back Roger Craig was Montana's favorite target, hauling in seven receptions for 77 yards and two touchdowns. In all, Montana accounted for 390 of the 49ers' Super Bowl-record 537 offensive yards.

**SUPER BOWL XX: DE RICHARD DENT**, Chicago Bears - A team as famous for its "Super Bowl Shuffle" music video as it was for its 15-1 regular-season record, the '85 Chicago Bears rattled off 44 unanswered points in their championship win over the Patriots (46-10). Dent accounted for 1.5 of the Bears' record-breaking 7.0 sacks and caused two fumbles on the day. With Dent leading the charge, Chicago limited New England to seven yards rushing. Playing alongside defen-

sive greats such as linebacker Mike Singletary and defensive lineman William Perry, Dent and the Bears made the "46 Game" famous.

**SUPER BOWL XXI: QB PHIL SIMMS**, New York Giants - Simms' near-perfect 22-for-25 passing performance helped New York pull away from the Denver Broncos for a 39-20 victory. With the Giants trailing 10-9 at the half, Simms was a perfect 10-for-10 in the second half, orchestrating five scoring drives in the process. Tight end Mark Bavaro and wide receiver Phil McConkey were both on the receiving ends of textbook touchdown tosses from the accurate Simms. No other Super Bowl quarterback comes close to matching Simms' 88.0 completion percentage, with Montana's 75.9 percent completion rate against Denver in Super Bowl XXIV ranking second all time.

**SUPER BOWL XXII: QB DOUG WILLIAMS**, Washington Redskins - Throwing four touchdown passes in an electric second quarter, Williams led Washington to its second Super Bowl victory. Williams accrued 340 yards via the pass - a Super Bowl record at the time. Trailing 10-0 after one quarter of play, the Redskins' offense erupted for 35 straight points en route to a 42-10 victory. Williams sparked the offensive onslaught with an 80-yard passing score to wideout Ricky Sanders less than a minute into the second quarter. Williams' performance was so impressive, it surpassed the dynamic rushing effort by Washington running back Timmy Smith, who ran for 204 yards and two touchdowns.

**SUPER BOWL XXIII: WR JERRY RICE**, San Francisco 49ers - San Francisco became the first NFC team to win three Super Bowls in this epic come-from-behind win (20-16) over the Bengals. Rice was unstoppable, reeling in 11 catches for a Super Bowl-best 215 yards. Though Joe Montana racked up more than 300 yards passing and directed the most memorable touchdown drive in Super Bowl history (92 yards in 11 plays), Rice's dominant performance was the difference in this game. In addition to being the owner of every significant receiving record in NFL regular season history, Rice still holds five Super Bowl records, including most career receiving yardage and touchdowns.

**SUPER BOWL XXIV: QB JOE MONTANA**, San Francisco 49ers - Montana augmented an already impressive Super Bowl résumé by winning his third MVP award in the game. In the most lopsided Super Bowl win ever, San Francisco beat the Broncos, 55-10. Montana's five touchdown passes set a single-game Super Bowl standard at the time and put him ahead of Terry Bradshaw for the most career touchdown passes of any Super Bowl performer. Montana (22 of 29, 297 yards) still sits atop the Super Bowl record book in the passing categories of rating (127.8), career completions (83), career yards (1,142) and touchdowns (11).

**SUPER BOWL XXV: RB OTTIS ANDERSON**, New York Giants - Head coach Bill Parcells secured his second Super Bowl championship in this 20-19 victory, which will be forever remembered because of Buffalo kicker Scott Norwood's potential game-winning field goal that sailed wide right. Just as they had done all season, the Giants employed a ball-control strategy that was spearheaded by Anderson's gutsy performance. Running primarily between the tackles, Anderson carried the ball 21 times for 102 yards. The Giants held on to the ball for a record 40:33 of the game, keeping the potent Buffalo offense from finding its rhythm. Anderson scored his lone touchdown of the day to cap a 14-play drive that spanned nearly 10 minutes of the third quarter.

**SUPER BOWL XXVI: QB MARK RYPIEN**, Washington Redskins - Rypien and his Redskins

handed the Bills their second Super Bowl loss (37-24), leading by as much as 37-10. Passing for 292 yards and two touchdowns, Rypien tallied more yards in his 33 attempts than did the Bills' Jim Kelly, who threw 58 times in the game. Rypien's 35-yard touchdown pass to Gary Clark in the second half provided some much-needed breathing room for Washington.

**SUPER BOWL XXVII: QB TROY AIKMAN**, Dallas Cowboys - This 52-17 win over Buffalo marked the resurgence of Dallas' Super Bowl dominance, and turned out to be the first of three Cowboys Super Bowl wins to come in the next four years. Aikman hooked up with wide receiver Michael Irvin twice for scores, with wideout Alvin Harper and tight end Jay Novacek also finding paydirt via the pass. Aikman's performance was spectacular. He completed 22 of 30 passes for 273 yards to go along with his four touchdowns.

**SUPER BOWL XXVIII: RB EMMITT SMITH**, Dallas Cowboys - With Dallas trailing at halftime, it was Smith's two second-half scoring runs that propelled the Cowboys to victory (30-13) for the second consecutive year over the rival Bills. Smith's first score gave Dallas the lead for good, as he carried the ball seven times on an eight-play scoring drive punctuated by a 15-yard touchdown scamper. Carrying the ball 30 times for 132 yards, Smith's workmanlike effort helped stifle the Bills.

**SUPER BOWL XXIX: QB STEVE YOUNG**, San Francisco 49ers - Stepping out of the shadow of the man he replaced (Joe Montana), Young torched San Diego's defense for 325 yards passing to go along with his Super Bowl record six touchdown tosses. Jerry Rice caught three of the six scoring strikes from the left-handed Young, who also led the 49ers in rushing with 49 yards. Young and the 49ers jumped out to an early 14-0 lead following passing touchdowns to Rice and running back Ricky Waters. Fittingly, Young surpassed Montana's single-game Super Bowl record for touchdown passes in the 49-26 victory.

**SUPER BOWL XXX: CB LARRY BROWN**, Dallas Cowboys - Brown intercepted two passes thrown by Steelers quarterback Neil O'Donnell in the Cowboys' record-tying fifth Super Bowl triumph. Both interceptions stymied viable Pittsburgh drives, setting up short rushing touchdowns by Emmitt Smith. Brown's opportunistic interceptions helped Dallas overcome a deficit of 13-7 as well as preserve a 20-17 advantage in this eventual 27-17 Cowboys victory.

**SUPER BOWL XXXI: KR-PR DESMOND HOWARD**, Green Bay Packers - Howard picked the grandest of stages to carve out his niche in NFL history, putting up more than 250 combined yards on his kickoff and punt returns in a 35-21 win over New England. The key play to his selection as MVP was perhaps a 99-yard kickoff return that dashed hopes of a comeback by the Patriots. Signed as a free agent in the offseason, the former Heisman Trophy winner from Michigan helped the Packers to their first Super Bowl title since the Lombardi era.

**SUPER BOWL XXXII: RB TERRELL DAVIS**, Denver Broncos - After leading the AFC in rushing in only his second year, Davis' 30 carries and 157 yards proved to be the difference in this 31-24 victory over quarterback Brett Favre and the Packers. The fleet-footed Davis utilized his unique combination of speed and power to become the first player in Super Bowl history to rush for three touchdowns in one game.

**SUPER BOWL XXXIII: QB JOHN ELWAY**, Denver Broncos - After waiting so long for his first Super Bowl ring, Elway wasted no time in adding a second one to his collection. Elway, the only oth-

er quarterback besides Dan Marino to throw for more than 50,000 career yards, amassed 336 yards in Denver's 34-19 win over a Falcons squad led by powerful halfback Jamal Anderson. A member of the famed Class of '83 quarterbacks, Elway walked away from football after winning his second Super Bowl, ending on the highest of notes.

**SUPER BOWL XXXIV: QB KURT WARNER**, St. Louis Rams - Becoming a starter via a journey through the Arena Football League to NFL Europe to the Rams, Warner's Cinderella climb from backup to superstar captured the imagination of America. Leading the Rams to their first-ever championship, Warner's 414 passing yards are still a single-game Super Bowl best. He spread the ball around to everyone on the Rams' offense, as nine different players registered at least one catch. The speedy receiving tandem of Isaac Bruce and Torry Holt each topped 100 yards receiving and caught one touchdown apiece. In one of the most exciting finishes in Super Bowl history, the Rams held on to their 23-16 lead by just one yard, as Titans wideout Kevin Dyson was dragged down short of the goal line by Mike Jones in the waning moments of the fourth quarter.

**SUPER BOWL XXXV: LB RAY LEWIS**, Baltimore Ravens - Becoming only the seventh defensive player to win a Super Bowl MVP award, Lewis inspired Baltimore to a 34-7 win over the Giants. Though his five tackles and four passes defended did not jump off the stats page as remarkable, it was Lewis' tenacity and leadership that propelled the Ravens to the win.

**SUPER BOWL XXXVI: QB TOM BRADY**, New England Patriots - After stepping in for an injured Drew Bledsoe during the regular season, Brady eventually led the Patriots to the first Super Bowl victory in franchise history over a Rams team featuring a vaunted defense. After St. Louis overcame a 14-point deficit to tie the game with just 1:30 left in the fourth quarter, Brady put together a drive of five completions in six attempts that set up Adam Vinatieri's game-winning kick (20-17) to save the game from going into overtime. Brady completed 16 of 27 passes for 145 yards and one touchdown.

**SUPER BOWL XXXVII: S DEXTER JACKSON**, Tampa Bay Buccaneers - A bevy of Bucs defenders were worthy of the MVP award, but Jackson's two first-half interceptions, one of which led to a go-ahead field goal, was the deciding factor in his selection. Cornerback Dwight Smith returned two INTs for scores in the fourth quarter, but Jackson's big plays keyed the outcome of the game.

**SUPER BOWL XXXVIII: QB TOM BRADY**, New England Patriots - Brady's Patriots treated the fans to another exciting finish that ended with a game-winning Adam Vinatieri field goal with four seconds left on the game clock to edge Carolina 32-29. The Michigan product completed 32 of 48 passes for 354 yards and three touchdowns to become the first quarterback in Super Bowl history to start and win two title games before his 27th birthday.

**SUPER BOWL XXXIX: WR DEION BRANCH**, New England Patriots - The University of Louisville graduate hauled in 11 receptions for 133 yards and the Patriots' defense forced four turnovers en route to becoming the eighth team to post consecutive Super Bowl titles. The Patriots also matched the Dallas Cowboys (Games XXVII, XXVIII, and XXX) as the only teams with three Super Bowl victories in a span of four seasons. Branch's 11 catches tied the Super Bowl single-game record for receptions (Dan Ross, Cincinnati, XVI; Jerry Rice, San Francisco, XXIII).

## SUPER BOWL

### **SUPER BOWL XL: WR HINES WARD,**

Pittsburgh Steelers - In a game in which the Steelers were outgained in total offense (396-339) by the Seattle Seahawks, Ward came up with two big plays to help Pittsburgh win its first Super Bowl championship since Super Bowl XIV. Ward made a leaping 37-yard reception late in the second quarter to set up the Steelers' first touchdown (a 3-yard run by quarterback Ben Roethlisberger). Ward also came up with the play that decided the game when wide receiver Antwaan Randle El took a handoff on a reverse and threw a perfect 43-yard touchdown pass to Ward. Overall, Ward had 5 receptions for 123 yards and one touchdown.

### **SUPER BOWL XLI: QB PEYTON MANNING,**

Indianapolis Colts - Manning passed for 247 yards and 1 touchdown as the Indianapolis Colts defeated the Chicago Bears in Super Bowl XLI. The victory was the Colts' first Super Bowl championship in 36 years. Manning completed 25 of 38 passes, including a 53-yard scoring pass to wide receiver Reggie Wayne in the first quarter. Led by Manning and the Colts' ball-control offense, Indianapolis outgained Chicago 430-265 in total yards and maintained a 38:04-21:56 edge in time of possession.


### **SUPER BOWL XLII: QB ELI MANNING,**

New York Giants - Manning followed his brother Peyton of the Indianapolis Colts as consecutive Super Bowl most valuable player winners. Manning's 13-yard touchdown pass to wide receiver Plaxico Burress with 35 seconds remaining gave the Giants a 17-14 come-from-behind victory over the New England Patriots. During the game-winning drive, Manning made the play of the game by escaping the simultaneous grasps of two Patriots' defensive linemen, spinning away and launching a deep pass downfield that wide receiver David Tyree caught in midair and cradled against his helmet as he fell to the ground for a 32-yard gain. Manning completed 19 of 34 passes for 255 yards and 2 touchdowns (Tyree also caught a 5-yard scoring pass early in the fourth quarter to give the Giants a 10-7 lead).

### **SUPER BOWL XLIII: WR SANTONIO**

**HOLMES,** Pittsburgh Steelers - Holmes caught a six-yard touchdown pass in the back-right corner of the end zone with 35 seconds left as the Steelers rallied to beat the Arizona Cardinals 27-23 in Super Bowl XLIII. Holmes' incredible game-winning catch (he stretched high, kept both toes on the ground, despite tight coverage by the Cardinals) helped Pittsburgh avert what would have been the largest comeback in Super Bowl history, as the Cardinals had scored 16 unanswered points in the fourth quarter. Holmes, who had nine receptions for 131 yards and a touchdown in the game, caught three passes from quarterback Ben Roethlisberger on the Steelers' game-winning drive.





---

# Super Bowl Notes, Quotes & Anecdotes

## Contents

Super Bowl XLIII .....	Page 138
America's Undeclared National Holiday .....	Page 141
The Country's Most Important Sporting Event .....	Page 142
The Game, The Teams, The Players .....	Page 144
Economic and Marketing Impact .....	Page 148
Television-Radio/Advertising .....	Page 152
International Mega Event .....	Page 157
Media/Internet .....	Page 159
Super Bowl Ring/Trophy .....	Page 160
Super Bowl Week—Pregame, Halftime & Postgame Events .....	Page 161
Statistics .....	Page 163
Super Bowl Miscellany .....	Page 165

**SUPER BOWL XLIII**

*Notes, Quotes & Anecdotes*



**Greatness Times Six**

“Number six, huh? How about that?”

—*Steelers owner Art Rooney II to his father Dan*

**One More For the Trophy Case**

“I see five of ’em every day. I know what they look like. I’m just glad I could contribute to one in that trophy case.”

—*Pittsburgh head coach Mike Tomlin, on the Steelers’ Vince Lombardi Trophies*

**Christmas in February**

“I’ve been there for every Super Bowl win. Every one is great. From the first one with Chuck Noll to Mike Tomlin; this is Christmas in February.”

—*Steelers fan Dan Descrisco*

**THE BEST SUPER BOWL YET?**

“Unreal. Unbelievable. In a game that exceeded expectations, Super Bowl XLIII will be remembered because of its twisting, turning, exhausting and exciting outcome.

—*Arizona Republic*

**No Room to Spare**

“We’re going down in history with one of the greatest games ever played in the Super Bowl. All I did was extend my arms and use my toes.”

—*Pittsburgh Steelers wide receiver Santonio Holmes on his game-winning touchdown catch*

**Steelers Sixth SB Win Tops All Others**

“The Steelers not only have another Super Bowl victory to celebrate, it came in what might have been the greatest of them all...Some might argue there have been better Super Bowls. But this one beat ’em all.”

—*Pittsburgh Post-Gazette*

**SUPER BOWL XLIII TV NOTES**

- The record 98.7 million average viewers for Super Bowl XLIII exceeded the combined total of the 2008 American Idol season premiere (33.5 million), 2008 Academy Awards (32.0 million viewers), and the November 2008 Dancing with the Stars finale (20.7 million)—86.2 million
- An average of 105 million people were watching when Steelers linebacker James Harrison returned an interception a Super Bowl-record 100 yards for a touchdown at the end of the first half.
- An average of 106.2 million people were watching when Cardinals wide receiver Larry Fitzgerald broke free for a 64-yard touchdown in fourth quarter.
- An average of 111.6 million people were watching when Steelers wide receiver Santonio Holmes made the game-winning touchdown catch in fourth quarter.

—*NFL & Nielsen Media Research*

**100 Yards to Glory**

“It was very tiring, but it was all worth it.”

—*Pittsburgh Steelers linebacker James Harrison on his Super Bowl-record 100-yard interception touchdown right as the first half ended*

**Super Tired**

“It’s definitely the most emotional game I have ever been a part of. I’ve never been so emotionally drained in my life.”

—*Pittsburgh Steelers linebacker James Harrison*

**Better the Second Time Around**

“I’m way more relaxed. I’m having fun. The first one was my second year in the league and I was so overwhelmed because it is such a dream to be in the game. This time, I’m just enjoying it and having more fun.”

—*Pittsburgh Steelers quarterback Ben Roethlisberger*

**Better Each Year**

“Some said we could not top last year’s Super Bowl, but the Steelers and the Cardinals did that tonight.”

—*NFL Commissioner Roger Goodell during Super Bowl XLIII Lombardi Trophy presentation*

**Harrison’s Super Bowl Gem**

“The greatest single defensive play in Super Bowl history.”

—*Pittsburgh Steelers defensive coordinator Dick LeBeau on James Harrison’s interception for a touchdown*

**Super Fourth Quarter**

“It was nauseating. It was exhilarating. It was stupefying. It featured one of the best fourth quarters anyone has ever seen.”

—*Arizona Republic*

**Coming Home**

“It’s surreal really. I’ve been in that locker room many times. It’s just something that I am taking in, something that I am enjoying and it’s special.”

—*Pittsburgh Steelers head coach Mike Tomlin, formerly of the Tampa Bay Buccaneers, on returning to Raymond James Stadium for Super Bowl XLIII*

**An Australian First**

“You play a team sport for the ultimate surprise, and in this sport it’s the Super Bowl. Being the first Australian makes it even more special.”

—*Arizona Cardinals punter Ben Graham, the first Australian to compete in a Super Bowl*

**Aussie, Aussie, Aussie...**

“He’s got an entire continent rooting for him.”

—*Arizona Cardinals long snapper Nathan Hodel on Ben Graham*

**America’s Undeclared National Holiday**

The NFL’s championship celebration is usually where the elite from sports, Hollywood, and corporate America meet to party, promote themselves, and maybe, attend a football game.”

—*USA Today*

**America’s Most Significant One-Day Party**

“The Super Bowl is a big deal. We’re talking about the biggest deal in American sports, big. I have no doubt the National Football League will remain America’s favorite sport for many years to come, and that the Super Bowl will continue to be the biggest and most

significant annual one-day party in our society for a long time.”

—*Pro Football Weekly*

**SuperBowlMonday.com**

“Tired of cutting short your Super Bowl postgame festivities because you have to get up for work Monday morning? SuperBowlMonday.com is devoted to making the day after the big game a national holiday—the first athletic holiday celebrating the competitive spirit. A petition has more than 17,000 confirmed signatures, and contact information for your local Congressperson is available.”

—*St. Petersburg Times*

**A Great Sense of Pride**

“The National Football League should feel a great sense of pride in providing a day of enjoyment to American families—especially those who are struggling in these difficult times.”

—*Dick Ebersol, NBC Sports Chairman*

**The Greatest Yet?**

“In the end Sunday night, with Pittsburgh dancing and Arizona moaning and America struck dumb with the true spectacle of it all, Super Bowl XLIII will overwhelmingly be remembered for one thing. It was the greatest.”

—*Los Angeles Times*

**A Hero Is Honored**

“Honored before the game was US Airways pilot Chesley B. Sullenberger III

<b>NFL VS. ENTERTAINMENT PROPERTIES</b>		
Super Bowl and Conference Championships compared to entertainment properties.		
<b>PROGRAM</b>	<b>RATING</b>	<b>AVG. VIEWERS</b>
<b>Super Bowl XLIII (Feb. 2009)</b>	<b>42.0</b>	<b>98.7 million</b>
<b>AFC Championship Game (Jan. 2009)</b>	<b>22.0</b>	<b>40.6 million</b>
<b>NFC Championship Game (Jan. 2009)</b>	<b>21.9</b>	<b>38.4 million</b>
2009 Academy Awards, 2/22/09	20.6	36.3 million
2009 Grammy Awards, 2/8/09	11.2	19.1 million
2009 Golden Globes, 1/11/09	9.3	14.9 million
2008 Emmy Awards, 9/21/08	8.4	12.3 million

—*NFL & Nielsen Media Research, most recent event airing*

and the rest of the crew of Flight 1549 for helping rescue 150 passengers after an emergency landing in the Hudson River.”

—*Associated Press*

**The First Fan**

President Barack Obama openly rooted for Pittsburgh and spent most of the night keenly following the Super Bowl XLIII action. When Steelers linebacker James Harrison lumbered 100 yards just before halftime, the president leaped from his chair and said to Rep. Mike Doyle (D-Pennsylvania), “What do you think of *that*?”

—*Washington Post*

**Super Bowl XLIII Legacy**

“Modern Super Bowls have become opportunities for the NFL, athletes, corporations, and nonprofits to contribute to host communities. In Tampa this week, thousands of volunteers have built homes and recreation centers in poor parts of town. Players have met with veterans, promoted healthy lifestyles among schoolchildren and helped raise money for urban renewal. The legacy of these projects is something the area can build on for years to come.”

—*St. Petersburg Times*

**Turn Up the Volume**

“Bruce Springsteen and the E Street Band performed a four-song, 12-minute set at halftime. Springsteen took the stage and urged viewers at home to step away from the guacamole...put down the chicken fingers and turn up the volume.”

—*USA TODAY*

**Super Florida**

The Super Bowl was played in Tampa for the fourth time and 15 players who either grew up or attended college in Florida were on the field.

—*South-Florida Sun-Sentinel*

**Super Bowl Tops With Women**

Super Bowl XLIII was watched by an average of 38.3 million women—the most since 38.6 million women watched the 1994 Winter Olympic figure skating competition featuring Nancy Kerrigan on February 25, 1994.

**Fans Vote for Super Bowl XLIII MVP**

Thousands of fans logged on to SuperBowl.com to make their selections in the Super Bowl XLIII MVP voting. Fan votes counted 20 percent (four votes) with another 16 on-site representatives of the media accounting for the other 80 percent. Fans voted for the Super Bowl XLIII MVP via SuperBowl.com and wireless devices, including Sprint’s wireless service, during the fourth quarter.

The four fan votes were distributed as follows:

- Steelers **WR SANTONIO HOLMES** 2.5 MVP votes
- Steelers **QB BEN ROETHLISBERGER** 1.0 MVP vote
- Cardinals **WR LARRY FITZGERALD** 0.5 MVP vote

The final Super Bowl XLIII MVP tally had Holmes on top with 12.5 votes, followed by Roethlisberger (3 votes), Fitzgerald (2.5 votes), and Steelers linebacker James Harrison (2.0 votes).

## SUPER BOWL XLIII

### Super Bowl XLIII Impact

The Tampa Bay Super Bowl Host committee predicts this week's festivities will draw 100,000 visitors, generating short-term and long-term economic impact of \$300 million.

—USA TODAY

### Super Bowl TV Extravaganza

"The Today Show is going to spend a serious amount of time in the area leading up to the Super Bowl, including a 2 hour show at 9 a.m. Sunday from Tampa. It's such a big deal, NBC is delaying *Meet the Press* for an hour to make room for the extravaganza."

—St. Petersburg Times

### NBC's Super Bowl XLIII Broadcast By the Numbers

- 450 Production, technical, administrative and support members working the game.
- \$206M Ad revenue—a record—from the 69 advertising spots to run during the game.
- 93 Microphones, including 12 on-field parabolic mics.
- 52 HD cameras.
- 50 Miles of camera/microphone cable.
- 24 Digital video replay sources.
- 22 Hard cameras, including two for super slo-mo.
- 10 Trailers in the NBC compound.
- 8 Digital postproduction facilities.
- 5 Robotic cameras, with two on goal posts.
- 2 Handheld cameras.
- 1 Cable-camera suspended above the field.
- 1 Hard camera for scenic views of Tampa Bay.

### The World Comes to Tampa

"The NFL has issued credentials to more than 4,500 journalists, including media from a record 28 countries. A total of 141 media organizations will be in Tampa. The countries with the most? Japan and Mexico with 22 organizations each."

—St. Petersburg Times

### MUCH MORE THAN A GAME

"The Super Bowl has become much more than a game—it's an opportunity for a whole country to share a common experience."

—NFL Commissioner Roger Goodell

### You Won't Miss a Thing

"ESPN press release: Multimedia coverage of Super Bowl XLIII will begin Monday at 6 A.M. and continue with 90 hours of domestic television coverage and 65 hours of radio programming."

—New York Post

### Super Bowl Circus

"The easiest way to describe Super Bowl media day is a circus—but that wouldn't be fair to the circus."

—St. Petersburg Times

### ESPN: By the Numbers

- 104.1 Million—Number of viewers expected to tune into the network's various Super Bowl platforms this week.
- 117—Number of countries that will be watching
- 150—Number of hotel rooms occupied by ESPN and its subcontractors
- 90—Number of hours of coverage
- 25—Number of on-air commentators

### You Can Have the Ball First

The Arizona Cardinals became the first team in Super Bowl history not to elect to receive the opening kickoff, deferring their choice to the second half. The Steelers chose to receive.

### Defense Wins

The Steelers became the ninth team with the top-ranked defense to play in the Super Bowl and the eighth to come out victorious.

### Competitive Balance

The past 12 Super Bowls have featured 12 different Super Bowl runner ups.

### Fabulous Fourth

Big plays filled quarter when 23 of 50 points were scored.

- One-yard TD pass to Arizona's Larry Fitzgerald with 7:33 left. Pittsburgh leads 20-14.
- Pittsburgh penalized for holding in the end zone; safety for Arizona with 2:50 left. Pittsburgh leads 20-16.
- Fitzgerald catches 64-yard TD pass with 2:37 left. Arizona leads 23-20.
- Santonio Holmes' 40-yard catch to Arizona's six-yard line with :48 left.
- Holmes' 6-yard TD catch in back corner of end zone with :35 left. Final score: Pittsburgh 27-23.

—Los Angeles Times

### Super Bowl XLIII Records

Twelve Super Bowl records were set in Super Bowl XLIII, including:

- Most Super Bowl wins by a franchise (Steelers—6)
- Mike Tomlin—youngest head coach to win Super Bowl
- Kurt Warner—three 300-yard passing Super Bowl games
- James Harrison—100-yard interception return for touchdown (longest play, longest interception return)

### Last-Minute Victory

Super Bowl XLIII was only the third Super Bowl game to be decided in the final minute (XLII, XXIII).

## FUN FOOD FACTS

Levy Restaurants, the restaurant partner of Raymond James Stadium, prepared the following quantities of food for Super Bowl XLIII:

- 55,200 hot dogs
- 14,500 burgers
- 2,500 pounds of shrimp, lobster, oysters and crab
- 2,250 pounds of beef short ribs
- 32,400 slices of pizza
- 107,250 pieces of chicken tenders
- 12,000 pieces of assorted desserts

Twenty-five executive chefs were flown in from sports stadiums around the country, including chefs from Lambeau Field, Jacksonville Municipal Stadium, Cleveland Browns Stadium and the Georgia Dome, among others. In addition, 2,900 non-profit and part-time staffers also worked throughout the stadium.

### MOST FOURTH-QUARTER LEAD CHANGES IN SUPER BOWL HISTORY

3	Super Bowl XLII	Giants vs. Patriots	Feb. 3, 2008
2	Super Bowl XLIII	Steelers vs. Cardinals	Feb. 1, 2009
2	Super Bowl XXXVIII	Patriots vs. Panthers	Feb. 1, 2004
2	Super Bowl XXV	Giants vs. Bills	Jan. 27, 1991



## AMERICA'S UNDECLARED NATIONAL HOLIDAY

"The Super Bowl is the single biggest shared common experience in American society."

—Mark Dyreson, associate professor of kinesiology and history at Penn State University

"These are days that define us as Americans: Independence Day. Mother's Day. Thanksgiving Day. And, of course, Super Bowl Sunday."

—Washington Post

"Football is our sport, and the Super Bowl is our national holiday."

—San Diego Union-Tribune

"There should be no class on the Monday after the Super Bowl."

—New England Patriots linebacker Larry Izzo

"It's become the biggest day in sports, almost as if it's a national holiday, so maybe we shouldn't be surprised that the Super Bowl has come to be a microcosm of America here at the start of this new millennium. People are tuning in because it's an event, America's party holiday, and by definition that means it has to appeal to the biggest demographic possible. The Super Bowl has become the event in which the country seems to take a time-out to watch, regardless of which teams are in it. The one game everyone watches, even those who wouldn't know a blitz from a fly pattern. It's about commerce as much as it's about football, a game that's at the intersection of sport and corporate culture. We love parades. We love fireworks. We love spectacles. We love to hear about how much money companies pay for

**"The Super Bowl has become the closest thing sports has given us to a national holiday, the Great American Spectacle, the one Sunday every year when the country comes to a near halt and revolves around the NFL's championship game."**

—San Diego Union-Tribune

their commercials. We love big. And the Super Bowl has become the biggest sports spectacle we have."

—Providence Journal

"The Super Bowl doesn't cut anyone out. A Buddhist, a Jew, a Muslim, a Christian and atheist...they can all watch. Football is the national sport, football is king, and the Super Bowl is a great holiday."

—Orin Starn, associate professor of cultural anthropology at Duke University

"What really drives the ratings is the fact that it (Super Bowl) is a true national holiday."

—Sean McManus, president of CBS News

"After 40 years, we've arrived at the Roman numerals that describe precisely what the Super Bowl is all about—XL. As in Extra Large. Everything about this game is XL, from the men who play it to the millions who watch it to the companies that pay to advertise in it. It's so big that it's an American holiday—Super Bowl Sunday."

—USA Today

"Hallmark's party experts (there really are such people) have been doing some research and have come to the conclusion that the Super Bowl has become America's biggest excuse for having a party, surpassing even New Year's Eve."

—Wall Street Journal

"They haven't started giving people the day off on Monday yet, but in some respects, Super Bowl Sunday seems like it's more of a national holiday than a lot of those days that are actual holidays. The Super Bowl is a commercial event that has taken on a civic character."

—University of Missouri professor Jeffrey Pasley, who studies the history of patriotism

"The four biggest holiday celebrations in the United States are Thanksgiving, Christmas, New Year's Day and the Super Bowl."

—Washington Post

### Celebration!

Students declared their own holiday and offices shut down as a million and a half New England Patriots fans jammed Boston's downtown Tuesday for the city's second Super Bowl [XXXVIII]

**"...AMERICANS NOW TREAT SUPER BOWL SUNDAY THE SAME AS THEY TREAT CHRISTMAS OR THE FOURTH OF JULY."**

—NFL Report

party in three years. Police said the crowd surpassed the 1.2 million at the Patriots' Super Bowl XXXVI celebration.

—USA Today

### Take the Day Off

Frozen in amber somewhere is the image of Americans doing things like stopping in their tracks at 11 a.m. on Armistice Day as bells rang to honor war dead. Now there's really only one true communal ritual left. To merely say that the Super Bowl is far and away America's biggest television event isn't enough. To call it a 'manufactured holiday' doesn't quite do it, either. You can argue now that it has become our preeminent secular holiday.

—Newsweek

### We Are Family

"Anything that creates community in this mobile age, with our rootless society, with so many people without extended families, is good. The Super Bowl turns the country into one huge cheering section."

—Jack Lindquist, senior pastor, Church of Incarnation, San Diego

### National Holiday

"It's New Year's Eve, the Fourth of July, and Mardi Gras rolled into one...the Super Bowl is America's Game."

—Los Angeles Times

### Pass the Chips...

Aside from holidays (July 4, Labor Day, etc.) the Super Bowl is Frito-Lay's biggest snack day of the year.

### ...And the Pizza

Domino's has its single-biggest sales day of the year on Super Bowl Sunday. It sells 1.2 million pizzas in the USA each year on Super Bowl Sunday. The chain's biggest pizza-selling days of the year:

1. Super Bowl Sunday
2. New Year's Eve
3. Halloween
4. The night before Thanksgiving
5. New Year's Day

# THE COUNTRY'S MOST IMPORTANT SPORTING EVENT

"It's electrifying to be here. I've never felt like this at any professional sporting event ever."

—Giants fan and Chatham, New Jersey resident Robert Ripp, who paid \$3,500 for his Super Bowl XLII ticket

"I'm having an out-of-body experience."

—Giants fan and Bronx resident John Dowling

"My God, it's the Super Bowl!"

—Seahawks owner Paul Allen at Super Bowl XL

"For me, I have to be there. It's my claim to fame."

—Tom Henschel, who has attended all 43 Super Bowls

"The Super Bowl may literally be America's new Mardi Gras."

—Mark Rosentraub, author of "The International Economics of Sports"

"You realize that everybody in the whole world is here for this game."

—Philadelphia Eagles defensive line coach Tommy Brasher

"I now say it's the most important sporting event in the world."

—Jerry Green, *The Detroit News*

"Here's something I've learned. At a time when this country has never been more divided philosophically, sociologically, financially, politically, and in almost every way we can view ourselves, the Super Bowl has become arguably the most unifying, popular, entertaining, and significant event on our annual calendar."

—*Pro Football Weekly*

**"WITH ALL DUE RESPECT FOR BASEBALL, THIS IS REALLY AMERICA'S SPORT."**

—Former Secretary of State Condoleezza Rice

"The Super Bowl is becoming comfort food. It brings us back to a simpler time with no problems."

—Psychologist Don Powell

"The game with the Roman numerals dwarfs championships decided on diamonds, courts, and ice...Other sports can only envy the enormity of the Super Bowl."

—*USA Today*

"For the one day that is Super Bowl Sunday, your color and ethnicity and religious beliefs and everything else that separates different factions of society is all forgotten. For those few hours, it's just the entire world watching our game. How cool is that?"

—*San Diego Union-Tribune*

"Sunday was the best Super Bowl of them all, for all the fine reasons that we come to sports, all the things that move us in sports, and make us talk about games like Super Bowl XXXVI forever."

—*New York Daily News*

"It's the sports championship game with the Roman numerals, which separates it from all other title games and conjures up images of gladiators ready to battle. It's the biggest single-day sporting event—the Super Bowl. And everybody wants a piece of the action."

—*New York Newsday*

"Can you imagine what it feels like to be Irish and be at this most American of events? It's amazing. To be here at the Super Bowl, to know this is the very heart of America, it feels right."

—Bono, lead singer of U2, featured in *Super Bowl XXXVI* halftime show

"...an American rite of sports and marketing that was born in relative modesty, but has grown to be the undisputed champion of sports extravaganzas."

—*New York Times*

## History Lessons

"History of America, Part I (1776-1966): Declaration of Independence, Constitutional Convention, Louisiana Purchase, Civil War, Reconstruction, World War I, Great Depression, New Deal, World War II, TV, Cold War, civil-rights movement, Vietnam. History of America, Part II (1967-present): the

Super Bowl era. The Super Bowl has become Main Street's Mardi Gras."

—Norman Chad, *TV Guide*

## Common Interest

"The Super Bowl, because it garners broad-based interest in the American public that transcends social class, race, gender—all kinds of boundaries—provides a context for the nation to share interest in a common event. The Oscars, the Emmys, even a presidential election...none of them compare. In terms of political conventions, they draw their own party and not across group boundaries. The Super Bowl is a singular sociocultural event that is powerful economically, as well as socially and culturally."

—Jomills Braddock II, director of the University of Miami's Center for Research on Sport in Society

## Competing Interest

"This is the premier sporting event in the country, and it symbolizes competition."

—John Swigard, special promotions coordinator, Ford Motor Company

## Executive Privilege

Former President Gerald Ford watched Super Bowl XIII while on a trip to Israel. President Ronald Reagan tossed the coin at the White House prior to Super Bowl XIX and his performance was shown via television on the scoreboard at Stanford Stadium. President George H.W. Bush made a taped message for U.S. military forces engaged in Desert Storm, and it was shown on television at halftime of Super Bowl XXV.

## Counting the Days

An April, 2000, ESPN Sports Poll ranked the Super Bowl as the most anticipated sporting event or competition in any given year. The Super Bowl drew 24.5 percent of the survey votes, three times the 7.6 percent of the poll's runner-up—the World Series.

Super Bowl	24.5%
World Series	7.6%
Olympics	5.7%
NFL Playoffs	4.3%
NBA Playoffs	3.5%
NCAA Men's Final Four	3.3%
Daytona 500	2.8%
NBA Finals	2.4%
Stanley Cup Finals	1.9%

—ESPN

## THE COUNTRY'S MOST IMPORTANT SPORTING EVENT

Mr. Bush, as Vice President, attended Super Bowl XVI at the Pontiac Silverdome, and later was a spectator at Super Bowl XXXVI at the Louisiana Superdome. Vice President Al Gore attended Super Bowl XXVIII at the Georgia Dome. Vice President Spiro Agnew attended Super Bowl V at Miami's Orange Bowl. They are the highest-ranking United States officials to attend a Super Bowl.

### Diverse Audience

"The Super Bowl crosses sexual boundaries, racial boundaries, regional boundaries, cultural boundaries, even financial boundaries....Everybody watches...."

—*Kansas City Star*

### American Made

"If we were to brand America, the brand would be the Super Bowl. This game is all about freedom, excitement, and fulfilling your dreams. It's the challenge of the best going up against the best."

—*Jim Johnson, president, Ansapach Grossman Enterprises*

### Business Sense

"The Super Bowl, as a cultural and commercial experience, impresses people in the business realm as no other annual event in the world."

—*Pat Conners, vice president of marketing, Mesa Distributing*

### See and Be Seen

"The Super Bowl is an event where the beautiful people go to be seen, the same as when entertainers used to sit ringside at heavyweight title fights."

—*Washington Times*

### America Watches

"Doesn't matter which teams are playing. Doesn't matter how lopsided the game. America watches. The most-watched television shows [in numbers of people] are Super Bowls...And truth is, nobody's quite sure how the Super Bowl became the Super Bowl. It was just supposed to be a football game. But...it's bigger than that. It's bigger than anything, really."

—*Kansas City Star*

### Foresight

[Former NFL Commissioner Pete] Rozelle, whose game was public relations before ascending to running a game, decided that the meeting between the champions of the established NFL and the upstart AFL would come not the Sunday after the league championship games, but two weeks later.

"It was as calculated a decision as was ever made by the league," said former Cowboys president Tex Schramm. "The idea was to give the game time to build. That allowed us to get the teams in early, to make them available, to make sure that the media got everything it needed to tell the world about our game."

—*Dallas Morning News*

"Paul Tagliabue looked in all directions Friday, and what he saw was good. Professional football was THE undisputed heavyweight sports champion of America. And perhaps someday, the world."

—*Washington Post, at Super Bowl XXVII*

## Top 15 All-Time Television Programs

Based on audience rating (A.C. Nielsen)

Rank	Program	Telecast Date	Network	Avg. Audience (%)
1	M*A*S*H (Final Episode)	Feb. 28, 1983	CBS	60.2
2	Dallas	Nov. 21, 1980	CBS	53.3
3	Roots-Part VIII	Jan. 30, 1977	ABC	51.1
4	Super Bowl XVI	Jan. 24, 1982	CBS	49.1
5	Super Bowl XVII	Jan. 30, 1983	NBC	48.6
6	Winter Olympics	Feb. 23, 1994	CBS	48.5
7	Super Bowl XX	Jan. 26, 1986	NBC	48.3
8	Gone With The Wind-Part 1 (Big Event-Pt. 1)	Nov. 7, 1976	NBC	47.7
9	Gone With The Wind-Part 2 (NBC Mon. Movie)	Nov. 8, 1976	NBC	47.4
10	Super Bowl XII	Jan. 15, 1978	CBS	47.2
11	Super Bowl XIII	Jan. 21, 1979	NBC	47.1
12	Bob Hope Christmas Show	Jan. 15, 1970	NBC	46.6
13	Super Bowl XVIII	Jan. 22, 1984	CBS	46.4
13	Super Bowl XIX	Jan. 20, 1985	ABC	46.4
15	Super Bowl XIV	Jan. 20, 1980	CBS	46.3

# THE GAME, THE TEAMS, THE PLAYERS

## Perfection Tough to Attain

“What a great football game Super Bowl XLII was. What I learned today was how tough it is to go undefeated. That’s why I’m even more proud of our ’72 team than I’ve ever been.”

—Don Shula, head coach of the 1972 undefeated Miami Dolphins

## A Dream Comes True

“As a kid you always think about winning a Super Bowl, winning a championship. When you have that ring you are in a unique class. It is something that we will remember for the rest of our lives and something no one will be able to take away from us.”

—New York Giants tackle David Diehl

## How Did He Do That?

“Some things just don’t make sense, and that was one of them. What’s really what it comes down to is just making the play. Eli did an unbelievable job. I honestly don’t know how he got it out. And when the ball is in the air, you have to go get it.”

—New York Giants wide receiver David Tyree explaining his unbelievable fourth-quarter catch

## Sentimental Favorite

“It’s rare that a team from New York becomes the sentimental favorite in anything, but this was a unique Super Bowl.”

—Arizona Republic

**“I TOLD MYSELF  
I WOULDN’T CRY,  
BUT WE JUST WON  
A SUPER BOWL AND  
THE WORLD CAN  
SEE ME CRY NOW.”**

—Super Bowl XL MVP Hines Ward

## Giants Best-Ever Performance

“I’ll tell you what. It’s the greatest victory in the history of this franchise, without question.”

—New York Giants President John Mara

“It’s a special moment because it doesn’t happen every day. It’s been almost 30 years between mine. To me, it’s really more symbolic of the guys starting in March and saying ‘This is our goal’ and then accomplishing it. Not everyone does that.”

—Colts head coach Tony Dungy, who also won a ring as a player with Pittsburgh in Super Bowl XIII

“Everybody envies the guys who win Super Bowls. If you win one, you envy the guy who has won two. If you win two, you envy the guy who has won three. And the guy who wins four envies the guys who had the perfect season for Miami. And the guys on that team envy the guys who are still playing football!”

—Steve Tasker, CBS analyst and former Buffalo Bill

“You wait 13 years to be in a situation to go to the Super Bowl, and it’s in your hometown. It’s a dream come true.”

—Pittsburgh Steelers running back Jerome Bettis, Super Bowl XL

“It’s a tremendous blessing to be here and play in the world’s greatest football game.”

—New England Patriots safety Rodney Harrison at Super Bowl XXXIX

“I have been in the NFL for 18 years and this is my first Super Bowl [XXXIX]. It’s something I know I will remember for the rest of my life.”

—Philadelphia Eagles defensive coordinator Jim Johnson

“The Super Bowl is about opportunity. To go from humble beginnings, to pursuing a dream, to becoming champion of the world. That’s what it’s all about—opportunity.”

—Mike Ditka

“[In Super Bowl XXXVI] the NFL demonstrated its ability to put on a display of unbridled patriotism better than any organization in sports.”

—Washington Post

“This Super Bowl [XXXVIII] might be the Super Bowl all others are measured

against, at least as long as grit and a heart-stopping finish are among the measuring sticks.”

—Houston Chronicle

“This [XXXVIII] was one of the best Super Bowls, full of comebacks and strategy, athletic feats and suspense. Sunday night was for the championship of this vast and powerful league, and it was worthy of such attention.”

—New York Times

“What more could you want? Super Bowl XXXVIII had it all, making it the best ever. It was the greatest Super Bowl of all time. Now this was a wonderful championship battle, full of everything that makes the game dramatic, draining, energizing, maddening, fantastic, exciting.”

—Sports Illustrated

**“YOU CAN BE THE  
RICHEST MAN IN  
THE WORLD AND  
NOT BE ABLE TO  
BUY MOMENTS  
LIKE THIS.”**

—New England Patriots offensive coordinator Charlie Weis after Super Bowl XXXIX victory

“So now Bill Belichick’s Patriots have given us the two best endings in Super Bowl history. And no one could have known it at the time, but the Patriots and the Panthers were on their way to making Super Bowl XXXVIII the craziest and best and most entertaining Super Bowl of them all. Twenty-four points in the last three minutes of the first quarter. Thirty-seven points in the fourth quarter!”

—New York Daily News

“With everything that happened this week, with all the security, the fact that we’re at war, and then to have a great game like this, I don’t see how anyone can say this [XXXVI] wasn’t the greatest Super Bowl of all time.”

—Ty Law, New England Patriots cornerback



## Super Bowl Tickets

### TICKET PRICES

I	\$12, \$10, \$6	XXIV	\$125
II	\$12	XXV	\$150
III	\$12	XXVI	\$150
IV	\$15	XXVII	\$175
V	\$15	XXVIII	\$175
VI	\$15	XXIX	\$200
VII	\$15	XXX	\$350, \$250, \$200
VIII	\$15	XXXI	\$275
IX	\$20	XXXII	\$275
X	\$20	XXXIII	\$325
XI	\$20	XXXIV	\$325
XII	\$30	XXXV	\$325
XIII	\$30	XXXVI	\$400
XIV	\$30	XXXVII	\$500, \$400
XV	\$40	XXXVIII	\$600, \$500, \$400
XVI	\$40	XXXIX	\$600, \$500
XVII	\$40	XL	\$700, \$600
XVIII	\$60	XLI	\$700, \$600
XIX	\$60	XLII	\$900, \$700
XX	\$75	XLIII	\$1,000, \$800, \$500
XXI	\$75	XLIV	\$1,000, \$900, \$800, \$500
XXII	\$100		
XXIII	\$100		

### TICKET DISTRIBUTION

- 17.5% AFC champion
- 17.5% NFC champion
- 5.0% Host city team(s)
- 34.8% Other 29 teams (1.2% each)
- 25.2% NFL Office for distribution to fan lottery, NFLPA, media, and other NFL associates

**“THIS IS WHAT PLAYERS GO THROUGH TRAINING CAMP FOR. THIS IS WHY PEOPLE TRAIN SO HARD. THIS IS WHY GUYS BLEED. THIS IS THE GAME PLAYERS TRY TO REACH. THIS IS THE PINNACLE AND IT DOESN’T GET ANY BETTER THAN THIS.”**

—Philadelphia Eagles wide receiver Terrell Owens at Super Bowl XXXIX

“Commissioner Tagliabue should be proud. Super Bowl XXXVI will not only be remembered for the Patriots’ stunning 20-17 upset of the highly-favored Rams, but also for the extensive security measure put in place in the aftermath of September 11. The end result was a monumental event that went off with little inconvenience to the average ticket holder.”

—New York Post

“People all over the world are attracted to events that endorse a sense of ‘we-ness.’ We love big events like the Super Bowl. We are constantly looking for a connection with each other based on the notion of nationhood. It is an opportunity for us to gather as one.”

—Dr. Jay Coakley, professor of sociology at the University of Colorado at Colorado Springs

“This was a game you didn’t want to end. This may have been the greatest Super Bowl of them all, for more reasons than you can count. Super Bowl XXXVI will be remembered for a lot of things, but first and foremost it should be remembered as a classic championship event.”

—Contra Costa Times

“This [XXXVI] was not only the biggest upset in the 36 years of Super Bowl history, with the best finish in Super Bowl history, but all of it happened with the most timely backdrop. From the

pregame songs of John Phillip Sousa to the halftime unveiling of the names of those killed in the September 11 tragedy, the theme of this game was the resilience of a unified America.”

—Los Angeles Times

#### Refereeing First

Mike Carey became the first African-American referee in a Super Bowl. He also officiated the Patriots-Giants regular-season meeting on December 29.

#### Super Secret Service

Super Bowl XXXVI was the first sporting event to be tagged a “National Special Security Event,” a designation by the Federal Government that makes the Secret Service the coordinating agency.

#### The Greater Good

“When we watch the Super Bowl, we are able to imagine ourselves being part of something greater than ourselves.”

—Cecilia O’Leary, associate professor of history at Cal State-Monterey Bay

#### It’s Now or Never

“This isn’t anything like the World Series. In the World Series, you’ve got at least four or five opportunities that you know you’re going to play. This is a one-time shot, man. This is cool.”

—Deion Sanders

**“IF YOU BELIEVE IN DESTINY, MAYBE THIS IS THE WAY IT WAS SUPPOSED TO BE, WITH A TEAM CALLED THE PATRIOTS WINNING ON A SUPER SUNDAY THAT WAS SET UP AS A STAR-SPANGLED SHOWCASE TO CELEBRATE THE STRONG SPIRIT OF AMERICA AFTER THE TRAGEDY OF SEPTEMBER II.”**

—St. Louis Post-Dispatch on XXXVI

## AROUND THE WATER COOLER

“People watch because they know other people are watching. They know that everybody is going to be talking about it the next day.”

—David Stewart, chairman, USC marketing department

### Super Bowl I Among Most Memorable Events of 1960s

Super Bowl I was selected second only to man walking on the moon among the most memorable events of the 1960s in a 1999 U.S. Postal Service survey of almost one million Americans.

### Fashion Statement

An estimated 100,000 people—it just seems like more, with the bulky headgear those Wisconsin types wear—will descend on San Diego for the Super Bowl [XXXII]. By comparison, the Republican National Convention in 1996 drew 30,000, many of whom also sported unusual hats.

—San Diego Union-Tribune

### It Became Super at Age III

The AFL-NFL World Championship Game was a Packers' Party its first two years before the Super Bowl tag became official at game III. Lamar Hunt, owner of the Kansas City Chiefs, was fascinated by the name and liveliness of a Super Ball that was a favorite plaything of his children, and was the original advocate of the name Super Bowl.

### Reeves Holds Appearance Record

Dan Reeves participated in more Super Bowls, nine, than any other coach or player. Reeves played running back for the Dallas Cowboys in Super Bowls V and VI, and was a Cowboys assistant

coach in X, XII, and XIII. Reeves was head coach in Denver from 1981 to 1992, leading the Broncos to three AFC championships and into Super Bowls XXI, XXII, and XXIV. He also coached the Atlanta Falcons in their Super Bowl XXXIII appearance.

## MEN OF ALL DECADES

Only two players, Gene Upshaw and Jerry Rice, have played in Super Bowls in three different decades. Upshaw, who was inducted into the Pro Football Hall of Fame in 1987, played guard for the Oakland Raiders from 1967 to 1981, and he participated with the AFL/AFC champions in Super Bowls II (1968), XI (1977), and XV (1981). Rice, who is the NFL's all-time leader in career receptions (1,549), receiving yards (22,895) and touchdowns (207), played wide receiver for the San Francisco 49ers (1985-2000), Oakland Raiders (2001-04) and Seattle Seahawks (2004). Rice appeared in four Super Bowls, including Super Bowls XXIII (1989), XXIV (1990), XXIX (1995) with the 49ers and XXXVII with the Raiders (2003).

## WHY ROMAN NUMERALS?

The use of Roman numerals to designate Super Bowls began with game V, won by the Baltimore Colts over the Dallas Cowboys 16-13 on Jim O'Brien's 32-yard field goal with five seconds remaining.

The Roman numerals were adopted to clarify any confusion that may occur because the NFL Championship Game—the Super Bowl—is played in the year following a chronologically recorded season. Numerals I through IV were added later for the first four Super Bowls.



## Super Bowl Officiating Assignments

Through Super Bowl XLIII, five officials had worked a record five Super Bowls. They are line judge Bob Beeks, umpire Ron Botchan, line judge Jack Fette, back judge Al Jury, and back judge Tom Kelleher. NFL game officials receive postseason assignments based on their performance during regular-season games.

Alfred, Bruce—II, VII, IX	Ferguson, Keith—XLIII	Look, Dean—XIII, XV, XXVII	Rivers, Sanford—XXXIII
Ancich, Hendi—XXIV	Fette, Jack—V, VIII, X, XII, XXII	Lovett, Bill—XXXV	Rose, Larry—XLII
Anderson, Walt—XXXV	Fincken, Tom—XXIX, XXXI, XXXIV	Luckett, Phil—XXXI	Sabato, Al—I, VI
Austin, Gerry—XXIV, XXXI, XXXV	Frantz, Earnie—XXIV, XXXI, XXXIV	Mace, Gil—XVIII, XXI	Saracino, Jim—XLI
Baetz, Paul—XXIII, XXVI, XXXII	Gamber, Hugh—V	Mallette, Pat—XXI	Schachter, Norm—I, V, X
Banks, Michael—XLIII	Gautreaux, Greg—XLIII	Marion, Ed—V, IX, XI	Schleibaum, Bill—IV
Barnes, Tom—XXVIII	Gierke, Terry—XXI	Marinucci, Ron—XLI	Schleyer, John—XXXII
Barth, Gene—XVIII	Glass, Bama—XX	Markbreit, Jerry—XVII, XXI, XXVI, XXIX	Schmitz, Bill—XXXV
Baur, Bob—II	Gonzales, Joe—III	McAulay, Terry—XXXIX, XLIII	Seeman, Jerry—XXIII, XXV
Baynes, Ron—XXIX, XXXIII	Graf, Fritz—V, VIII, XV, XVIII	McDonough, John—IV	Semon, Sid—XXV, XXVIII
Beeks, Bob—XIV, XVI, XVIII, XXI, XXIII	Green, Scott—XXXIV, XXXVIII	McElwee, Bob—XXII, XXVIII, XXXIV	Sifferman, Tom—XXXVII, XXXVIII, XXXIX
Bell, Tom—III, VII	Grier, Johnny—XXII	McKenzie, Dick—XXV, XXVII	Silva, Fred—XIV
Bergman, Jeff—XXXI	Haggerty, Pat—XIII, XVI, XIX	Merrifield, Ed—XXVI	Sinkovitz, Frank—XV
Bergman, Jerry—XIII, XVI, XVIII, XXIII	Hakes, Don—XVI, XXX, XXXIII	Michalek, Tony—XLII	Skelton, Bobby—XXIII
Blum, Ron—XXIV, XXVI	Hamer, Dale—XVII, XXII	Miles, Leo—VIII, X, XIX	Skover, Tony—VII
Boston, Byron—XXXIV	Hampton, Donnie—XXVII	Millis, Timmie—XXIX, XXXIII	Slaughter, Gary—XXXIX, XLII
Botchan, Ron—XX, XXVII, XXIX, XXXI, XXXIV	Hantak, Dick—XVII, XXVII	Montgomery, Ben—XXXII, XXXVIII	Stenson, Scott—XXXI
Bowers, Derick—XLIII	Hayes, Laird—XXVI, XXXVIII	Morcroft, Ralph—II, VIII	Steinkerchner, Mark—XXXVII, XXXIX
Boylston, Bob—XXI, XXVI	Hayward, George—XLI	Morelli, Pete—XXXVI	Steratore, Tony—XXXIX
Brown, Chad—XXXV	Helverson, Scott—XLII	Murphy, George—III	Swanson, Bill—XI, XVI
Carey, Don—XXXVII	Hensley, Tom—XIX	Musser, Charley—IV, XIV	Swearingen, Fred—XIII
Carey, Mike—XLII	Hill, Tom—XL	Nemmers, Larry—XXV	Terzian, Armen—XI
Carollo, Bill—XXX, XXXVII	Hittner, Mark—XXXVI, XXXVIII, XL	O'Brien, Bill—X	Toler, Burl—XIV
Cashion, Red—XX, XXX	Hochuli, Ed—XXXII, XXXVIII	Orem, Dale—XXX	Tompkins, Ben—XIV, XVIII
Cheek, Boris—XLII	Holst, Art—VI, XII	Orr, Don—XVII, XXIV, XXVIII	Toole, Doug—XXXII, XXXV
Connel, Joe—VI, X, XII	Javie, Stan—II, VIII, X, XIV	Paganelli, Carl—XXXIX, XLI	Trepinski, Paul—V
Corrente, Tony—XLI	Johnson, Carl—XLII	Paganelli, Perry—XLI	Tunney, Jim—VI, XI, XII
Coukart, Ed—XXXVII	Jones, Nate—XXVIII	Palazzi, Lou—IV, VII, XI	Ulman, Bernie—I, IX
Conway, Al—IX, XIV, XVI, XXII	Jorgensen, Dick—XXIV	Parker, Walt—III	Vandenberg, Ralph—VI
Creed, Dick—XXVI, XXX	Jury, Al—XX, XXII, XXIV, XXVIII, XXXIV	Parry, Dave—XVII	Vaughan, Jack—XX, XXV, XXIX
Daopoulos, Jim—XXXIII	Keck, John—XXX	Parry, John—XLI	Vest, Jack—II
DeFelice, Garth—XL	Kelleher, Tom—IV, VII, XI, XV, XIX	Patterson, Rick—XXXVII, XXXIX	Veteri, Tony—II, VII, XII, XV
Demmas, Art—XIII, XVII, XXV, XXVIII	Kessle, Harry—IV	Perlman, Mark—XL, XLIII	Veteri Jr., Tony—XXXV
Dodez, Ray—XIX	Knight, Pat—XIII	Phares, Ron—XXVII, XXIX, XXXVI	Waggoner, Bob—XL
Dolack, Dick—IX	Kukar, Bernie—XXXIII, XXXVI	Poole, Jim—XXI, XXVII	Wedge, Don—XXII
Dooley, Tom—XV	Lane, Gary—XXIII, XXXIII	Quinby, Bill—XIX	Weidner, Paul—XXX
Dorkowski, Don—XXXII	Leavy, Bill—XXXIV, XL	Quirk, Jim—XXXII	Wells, Gordon—XVIII, XXIII
Douglas, Ray—IX, XII	Lepore, Cal—III	Reader, Jack—I, III	Williams, Banks—XXV
Dreith, Ben—VIII, XV	Lewis, Bob—XIX	Reynolds, Bill—XVII	Williams, Dale—XX, XXVI, XXXVII
Ellison, Roy—XLIII	Lisetski, Mike—I	Rice, Bob—XVI, XX	Wortman, Bob—VI, XII
		Rice, Jeff—XXXVI, XXXVIII	Young, George—I
			Zimmer, Steve—XL

## Super Bowl Referees

I	Norm Schachter	XVI	Pat Haggerty	XXXI	Gerry Austin
II	Jack Vest	XVII	Jerry Markbreit	XXXII	Ed Hochuli
III	Tom Bell	XVIII	Gene Barth	XXXIII	Bernie Kukar
IV	John McDonough	XIX	Pat Haggerty	XXXIV	Bob McElwee
V	Norm Schachter	XX	Red Cashion	XXXV	Gerry Austin
VI	Jim Tunney	XXI	Jerry Markbreit	XXXVI	Bernie Kukar
VII	Tom Bell	XXII	Bob McElwee	XXXVII	Bill Carollo
VIII	Ben Dreith	XXIII	Jerry Seeman	XXXVIII	Ed Hochuli
IX	Bernie Ulman	XXIV	Dick Jorgensen	XXXIX	Terry McAulay
X	Norm Schachter	XXV	Jerry Seeman	XL	Bill Leavy
XI	Jim Tunney	XXVI	Jerry Markbreit	XLI	Tony Corrente
XII	Jim Tunney	XXVII	Dick Hantak	XLII	Mike Carey
XIII	Pat Haggerty	XXVIII	Bob McElwee	XLIII	Terry McAulay
XIV	Fred Silva	XXIX	Jerry Markbreit		
XV	Ben Dreith	XXX	Red Cashion		

## ECONOMIC AND MARKETING IMPACT

“The Super Bowl is a sure thing.”

—*Jim Burnette, former FOX Sports ad sales executive*

“The Super Bowl is not a one-day or a 30-second event for an advertiser. It is a significant PR opportunity for two weeks prior to the game and two weeks afterwards.”

—*Larry Novenstern, executive vice president and director of electronic media, Optimedia*

### Super Bowl Helps Sell HDTVs

“The Super Bowl has retained the title of top driver for HDTV purchases for three years running, generating some \$2.2 billion in HDTV sales this year alone.”

—*“Sports and Technology” survey conducted by the Consumer Electronics Association and Sports Video Group*

“Nationally, the economic impact of the game is in the billions of dollars—from sales of TV’s and recliners the week before (a five-fold increase) to antacids the day after (a 20% spike).”

—*Wall Street Journal*

“Sales have been nothing short of amazing. We’ve broken every record in 31 years (of business), hitting numbers that we only dreamed of.”

—*John Smith, owner of Jacksonville Beach’s Sports Mania store on sales during Super Bowl XXXIX*

### Detroit’s Super Economic Boost

Hosting Super Bowl XL provided a \$273.9-million economic boost to the Detroit area, according to a study by a St. Louis research firm for the Metro Detroit Convention and Visitors Bureau.

—*Detroit Free Press*

### Super Spending at SB XL

Each out-of-town visitor spent \$363 a day on average, not including airfares, lodging or tickets to the game.

—*Detroit Free Press*

### Any Rooms Available?

On Super Bowl XL weekend, the Detroit-area hotels sampled by Smith

“Taking the Super Bowl to more cities represents a couple of things. Number one, the recognition that the game is a tremendous asset to the community and the impact of the game goes way beyond football and can be a positive for the entire tourism and travel economy of many, many different cities. And secondly, it reflects the fact that so many cities have invested public monies, either in total or in part, to build new stadiums and, in those circumstances, our ownership has felt it’s important to support those investments with the Super Bowl game.”

—*Former NFL Commissioner Paul Tagliabue*

Travel Research of Hendersonville, Tennessee, reported occupancy rates of 82% on Friday, 92% on Saturday, and 88% on Sunday. On the comparable weekend a year ago, those hotels were only 45%, 48%, and 33% full on average.

What’s more, the average hotel room rate on Super Bowl weekend was \$210 a night this year; triple the \$70 per night for the same weekend a year ago.

—*Detroit Free Press*

### Closing the Deal

“Nearly a hundred thousand people journey to the [Super Bowl] and millions

worldwide tune in each year to watch hours of costly advertisements and fantastic halftime spectacles...Sometime before the big kickoff in Atlanta [Super Bowl XXVIII], several corporations collectively spent somewhere in the neighborhood of \$3.7 billion to have their name attached to the Super Bowl, and sponsorships like that can’t go unrecognized.”

—*Special Events Magazine*

### Super XXXVIII Host

The Houston Super Bowl XXXVIII Host Committee and the NFL estimated that

## SUPER BOWL XLI ECONOMIC IMPACT

Super Bowl XLI generated a total economic impact of \$463 million in South Florida according to a study by Sport Management Research Institute (SMRI). The estimate includes money visitors spent on hotels, meals, local transportation and entertainment, but not game tickets. Fort Lauderdale-based SMRI estimated South Florida had 112,403 visitors for the February 4 Super Bowl and related activities.

SMRI’s Super Bowl XLI study noted:

- The average visitor spent \$668.60 daily, compared with a \$146-\$245 daily visitor average during the rest of the year.
- Of visitors surveyed, 87 percent said their overall impression of South Florida was “very good to excellent,” and 54 percent said they had a “more favorable” impression of South Florida as a result of their attendance at the game or auxiliary events.
- The estimated value of print media exposure for South Florida was \$18.4 million. That was the amount of advertising South Florida tourism and civic groups would have needed to buy for comparable exposure.
- The exposure received by South Florida during the Super Bowl game broadcast would have a value of approximately \$48.53 million.
- The South Florida Super Bowl XLI Emerging Business Program registered 423 businesses and spent \$18.8 million, with 218 registered businesses receiving a contract.



the week's Super Bowl festival produced a \$250 million to \$300 million economic impact for the city.

"The reality is this is an absolutely tremendous plus [for Houston]," said Harris County Commissioner Steve Radack. "When they see Reliant Stadium and all the behind-the-scenes, it is going to be catalyst for others to take a closer look at Houston."

#### Ripple Effect

"The Super Bowl has to be the quintessential opportunity for destination marketing—the plum that every city of any size plots for and schemes toward. I know. I was chairperson for the 1992 Super Bowl, and while the game of the year is won in a matter of hours, winning the Super Bowl for one's home city can—and in our case, did—take years. And it was worth every iota of effort it took.

"Few people realize the positive effects a Super Bowl can have on a state's economy, tourism, and overall image. The 'ripple' can provide an even more dramatic economic impact than the game itself. While more than \$100 million is likely to be spent in a host city in the span of a few winter days, the ripples spreading through the months thereafter are harder to track but no less significant. Savvy planners use the Super Bowl to build their area's future image and business. They make the most of their time in the spotlight to pinpoint the area as a positive destination for years to come."

—Marilyn Carlson Nelson,  
Chair, Super Bowl XXVI Task Force

#### Many Happy Returns

"Economic impact is one reason the Super Bowl is so widely sought. For a \$3.6 million investment to put on the game, a metropolitan area stands to net tremendous returns over a substantial period of time. Any investment which garners a 5,000 percent return is a pretty sound business move."

—Charles Scurr, president of the  
South Florida Host Committee (XXIX)

#### Super Impact on Hosts

"You land that Super Bowl and all of a sudden you're a Super Bowl city, which only a handful of cities can say. There are two ways to look at it. One from the economic impact, which is obvious and definitely very beneficial for the city. The second one is it gives them an incredible selling tool to go out and help

make money for the upcoming years."

—Chris Smith, chief strategy officer  
of The Marketing Arm

#### Does It Get a Trophy, Too?

"The Dallas Cowboys beat the Pittsburgh Steelers on Super Sunday, but the real winner of Super Bowl XXX was the state of Arizona."

—Former Arizona Governor  
Fife Symington

#### And Tigger, Too

"With the Super Bowl, we're like Winnie the Pooh in a vat of honey. If we had a chance to host it every year, we would.... This is a sophisticated tourism market, and it's hard to find events like the Super Bowl that attract almost 200,000 people spending that kind of money."

—Ft. Lauderdale Convention and Visitor's  
Bureau President Nikki Grossman

#### Wide-Ranging Effects

"While the Super Bowl has become an entrenched American tradition in sales, social, and advertising circles, its reach now extends into the corporate motivational arena."

—Washington Post

#### Long-Term Implications

"If history is any judge, many companies will eventually relocate here as a direct result of corporate executives who came to see the game and walked away impressed with the area's natural beauty, lifestyle, and business-friendly environment... To be honest, there are a lot of people who still think Arizona looks like Saudi Arabia. The benefits Arizona sees in January 1996, are not the issue. Our belief is that the Super Bowl will create significant long-term benefits."

—Rich Warnick, Young,  
Cunningham, & Co.

#### Owning Part of History

Less than one month after winning the Super Bowl [XXXVII], nearly one million Tampa Bay Buccaneers championship T-shirts and hats were sold, second only to the sales racked up by the Denver Broncos when they won their first Super Bowl in 1998. The buyers were not from Buccaneers territory only. About half the sales came from outside Florida.

#### Everyone is a Winner

Some 10,000 NFL-licensed items—many

## Economic Impact— Super Bowl XXXVII

Super Bowl XXXVII generated a total economic impact on San Diego County of \$367 million, according to a study by Marketing Information Master, Inc.

Highlights of the Super Bowl XXXVII study include:

- 133 non-local corporations were in San Diego spending a total of \$61.6 million during Super Bowl week, in addition to spending \$3.3 million in site visits prior to January 2003.
- Super Bowl activities generated 168,600 total hotel room nights in San Diego.
- Among spectators who stayed overnight in San Diego, 74 percent stayed three-or-more nights.
- Of the total 67,603 spectators attending the game, 60,720 were out-of-town visitors.
- \$12.2 million was spent by out-of-town media covering the game.
- 61 percent of male visitors and 56 percent of female visitors to San Diego during Super Bowl week were in the 25- to 44-year old demographic.
- 87 percent of San Diego households surveyed by phone were pleased that San Diego hosted the Super Bowl.
- \$7.3 million in increased tax revenue was generated by the game.
- The NFL held more than 40 charitable events in San Diego in the weeks preceding Super Bowl.
- As part of the first-ever Super Bowl Latino Leadership Initiative, the NFL donated more than \$300,000 to the Latino communities of San Diego and Tijuana, Mexico.

## ECONOMIC AND MARKETING IMPACT

printed with “Oakland Raiders Super Bowl [XXXVII] Champions”—went to World Vision, a Christian relief and development organization assisting 70 million people in 92 countries. For many years, the NFL has sent its surplus championship apparel to World Vision for shipment to any of the 29 countries in Africa and Eastern Europe to which the NFL requested its gifts be sent.

### Cheeseheads Unite

The *Super Bowl XXXI Champions* video sold 70,000 copies in the city limits of Green Bay, a city of 100,146. The first 65,000 videos were sold within the first five days, making it the fastest selling sports video ever.

Logo Athletic sold more than 650,000 locker-room hats worn by Green Bay players during the Lombardi Trophy ceremony. The previous record was 450,000.

More than 950,000 Super Bowl programs were sold, beating the previous record of 700,000 set in 1986.

### Sport's Mecca

The Super Bowl is the Woodstock of corporate America. Corporate jets are expected to land in New Orleans every three-to-four minutes Sunday morning... The game's bottom line: an estimated \$250 million local economic impact, a 56 percent increase from New Orleans's 1990 Super Bowl. (Source: MetroVision Research, the economic development arm of the region's Chamber of Commerce.)

On average, Super Bowl [XXXI] visitors are expected to spend \$900-1,000 a day over two to three days.

—*USA Today*

### Everyone Wins

The Espiritu Community Development Corporation beat out 14 other non-profit groups to receive \$1 million from the NFL to transform its Montessori preschool/charter school into a Youth Education Town in Phoenix [XXX].

### Hungry Fans

The Hostess bakery in Salt Lake City, which services the Denver area, has been stocking up on blue-and-orange dyed Sno Balls for weeks. Last year, they sold 150,000 packages of the colorful cakes per week during the NFL postseason, which is more than 10 times what they normally sell.

—*Miami Herald*  
*Super Bowl XXXIII, 1999*

## DIRECT AND INDIRECT

**Indirect activity—that bigger bleach buy for cleaning all those hotel sheets, those extra crates of tomatoes that restaurants buy from South Dade farmers, those National Football League souvenirs bought by folks who don't even go to the game—accounts for a big part of the benefits for a Super Bowl host city:**

- San Diego (1988)—\$136 million total impact, \$70.6 million indirect;
- Tampa (1991)—\$118 million total impact, \$58 million indirect;
- Los Angeles (1993)—\$182 million total impact, \$100 million indirect;
- Atlanta (1994)—\$166 million total impact, \$90 million indirect.

“Indirect activity is a huge component,” said Kathleen Davis, coordinator of Barry University's Sports Management Program. “I think this event is going to realize some very healthy numbers for Miami—probably beyond projections.”

The Los Angeles study, prepared by the John E. Anderson Graduate School of Management at the University of California Los Angeles, estimated the 1995 game would bring as much as a \$146 million economic boost to the Miami area, \$80.3 million of that from indirect economic activity.

—*Miami Herald*



## A Super Bull Market

While there's no reason to believe that a professional football game should have any connection to the stock market, few indicators are better known on Wall Street than the Super Bowl Theory. The Super Bowl indicator holds that a victory by an NFC team or an original (pre-1970 merger) NFL team—the Browns, Colts, and Steelers—point to a bullish market the following year. An AFC victory signals a bearish drop in the market. The Super Bowl Theory has been an accurate indicator 34 times.

Year/SB	Dow Jones Close	Indicator	Winner
1967/I	905.11	Up	Packers, NFL
1968/II	943.75	Up	Packers, NFL
1969/III	800.36	Down	Jets, AFL
1970/IV	838.92	Up	Chiefs, AFL*
1971/V	890.20	Up	Colts, Old NFL
1972/VI	1,020.02	Up	Cowboys, NFC
1973/VII	850.38	Down	Dolphins, AFC
1974/VIII	815.24	Down	Dolphins, AFC
1975/IX	852.41	Up	Steelers, Old NFL
1976/X	1,004.65	Up	Steelers, Old NFL
1977/XI	831.17	Down	Raiders, AFC
1978/XII	805.01	Down	Cowboys, NFC*
1979/XIII	838.74	Up	Steelers, Old NFL
1980/XIV	963.99	Up	Steelers, Old NFL
1981/XV	875.00	Down	Raiders, AFC
1982/XVI	1,046.55	Up	49ers, NFC
1983/XVII	1,258.64	Up	Redskins, NFC
1984/XVIII	1,211.57	Down	Raiders, AFC
1985/XIX	1,546.67	Up	49ers, NFC
1986/XX	1,895.95	Up	Bears, NFC
1987/XXI	1,938.83	Up	Giants, NFC
1988/XXII	2,168.57	Up	Redskins, NFC
1989/XXIII	2,753.20	Up	49ers, NFC
1990/XXIV	2,633.66	Down	49ers, NFC*
1991/XXV	3,168.83	Up	Giants, NFC
1992/XXVI	3,301.11	Up	Redskins, NFC
1993/XXVII	3,754.09	Up	Cowboys, NFC
1994/XXVIII	3,834.44	Up	Cowboys, NFC
1995/XXIX	5,117.12	Up	49ers, NFC
1996/XXX	6,448.27	Up	Cowboys, NFC
1997/XXXI	7,908.25	Up	Packers, NFC
1998/XXXII	9,181.43	Up	Broncos, AFC*
1999/XXXIII	11,497.12	Up	Broncos, AFC*
2000/XXXIV	10,786.85	Down	Rams, NFC*
2001/XXXV	10,021.50	Down	Ravens, AFC
2002/XXXVI	8,341.63	Down	Patriots, AFC
2003/XXXVII	10,453.82	Up	Buccaneers, NFC
2004/XXXVIII	10,783.01	Up	Patriots, AFC*
2005/XXXIX	10,717.50	Down	Patriots, AFC
2006/XL	12,463.15	Up	Steelers, Old NFL
2007/XLI	13,264.82	Up	Colts, Old NFL
2008/XLII	8,776.39	Down	Giants, NFC*
2009/XLIII			Steelers, Old NFL

\* incorrect

## TELEVISION-RADIO/ADVERTISING

More women watched Super Bowl XLII (69.7 million) than total viewers watched the 80th Annual Academy Awards in 2008 (64.2 million).

—NFL & Nielsen Media Research

“Today’s world will not shrink the Super Bowl, but it has shrunk the stature of conceivable competitors—and the will of advertisers to match event-TV with event-ads as they do in the first week of February.”

—Business Week

“You have creative directors for ad agencies starting on a new commercial the day after the Super Bowl. They’ll work all year.”

—Louis Moses, Phoenix-based advertising agency  
Moses Artshell

“It’s a football fan’s absolute dream come true.”

—CBS and Westwood One Radio analyst Boomer Esiason on having the opportunity to call the game on the radio

“There’s nowhere else [other than Super Bowl advertising] you can get 90 million consumers who aren’t using TiVo, who are actually paying attention to the spots and talking about them amongst their

friends at the moment it’s airing. For companies [that advertise], there’s a big prestige factor. If you’re a Super Bowl advertiser, you’re automatically placed among the big guys.”

—Albert Sanchez, president of Market Focus

“No event has held up as well in today’s 500-channel universe as the Super Bowl, which continues to amaze in the ratings game.”

—Daily Variety

“The Super Bowl is a huge, rocket shot of creativity for a day with a tremendous amount of viewership.”

—Bill Cella, CEO of Magna Global

“Every single second is like gold.”

—Pittsburgh Post-Gazette

“We’ll get about 100,000 visitors, more than 100 million U.S. television viewers, and a potential worldwide audience of about 1 billion watching the Super Bowl broadcast.”

—Florida Times-Union

“For one moment, for three hours, the world watches America in awe. I could die happy on Monday for me to be involved in a Super Bowl production on Sunday.”

—David Hill, FOX Sports president

“The Super Bowl by far provides the

**“FOR MARKETERS, THE SUPER BOWL IS THE OSCARS OF ADVERTISING. IN ADDITION TO BEING THE MOST-WATCHED TV SHOW EACH YEAR, IT APPEALS TO ALL DEMOGRAPHICS.”**

—USA Today

largest audience any advertiser can reach at one time.”

—Nicole Bradley, spokesperson for Pepsi-Cola

### Milestone Announcer

Jim Nantz, who provided play-by-play coverage of Super Bowl XLI for CBS, is the only announcer in history to call a Super Bowl, Masters and Final Four.

### Nationwide Celebration

Once again affirming Super Bowl Sunday as a nationwide celebration, FOX’s coverage of Super Bowl XXXIX was seen by far more people than voted in the 2004 Presidential election (122 million) or went out to celebrate New Year’s Eve (106 million).

## 10 Most-Watched Television Programs

Estimated total number of viewers (Based on A.C. Nielsen Figures)

Program	Date	Network	Teams	*Total Viewers
Super Bowl XLIII	February 1, 2009	NBC	Pittsburgh Steelers vs. Arizona Cardinals	151,600,000
Super Bowl XLII	February 3, 2008	FOX	New York Giants vs. New England Patriots	148,300,000
Super Bowl XXXVIII	February 1, 2004	CBS	New England Patriots vs. Carolina Panthers	144,400,000
Super Bowl XL	February 5, 2006	ABC	Pittsburgh Steelers vs. Seattle Seahawks	141,400,000
Super Bowl XLI	February 4, 2007	CBS	Indianapolis Colts vs. Chicago Bears	139,800,000
Super Bowl XXXVII	January 26, 2003	ABC	Tampa Bay Buccaneers vs. Oakland Raiders	138,900,000
Super Bowl XXX	January 28, 1996	NBC	Dallas Cowboys vs. Pittsburgh Steelers	138,488,000
Super Bowl XXVIII	January 30, 1994	NBC	Dallas Cowboys vs. Buffalo Bills	134,800,000
Super Bowl XXXIX	February 6, 2005	FOX	New England Patriots vs. Philadelphia Eagles	133,700,000
Super Bowl XXXII	January 25, 1998	NBC	Denver Broncos vs. Green Bay Packers	133,400,000
Super Bowl XXVII	January 31, 1993	NBC	Dallas Cowboys vs. Buffalo Bills	133,400,000

\*Watched some portion of the broadcast



**Super Bowl "Turf Cams"**

For Super Bowl XXXIX, FOX deployed "turf cams" in various positions on the playing field, all within the hashmarks. It was the first time such images were available during an NFL telecast.

—*USA Today*

**The Troops Tuned In**

Exhausted U.S. troops watched Super Bowl XXXVIII at Saddam's former palace when the game kicked off at 2:25 a.m. Iraqi time. The troops had to walk a half-hour from their living quarters in a steady rain to watch the game. The game between the New England Patriots and the Carolina Panthers provided a welcome diversion and a slice of home for many of the more than 100,000 U.S. soldiers stationed in Iraq, where deadly bombings, shootings and mortar attacks are a daily occurrence. "It makes me homesick to watch here, but my soldiers wanted to see the game," said Sgt. Lee Fleming, from Buffalo, N.Y. "It builds up their morale." The game was broadcast live from Houston on the American Forces Radio and Television Service to battalion headquarters across Iraq.

—*Associated Press*

**High Energy**

Sports marketing and research firm Front Row Marketing Services estimates

## SUPER BOWL—PART OF TV'S GOLDEN ERA

"The Super Bowl matters, and not just to the teams playing for the championship. It is the last vestige of network television's golden era, a time when millions of people gather to watch the same program."

—*Houston Chronicle*

that Reliant Energy received \$16.5 million of its broadcast media value during Super Bowl XXXVIII from its naming rights deal for Reliant Stadium. The estimated three minutes and 41 seconds of exposure was generated from 0:50 of exterior signage, 0:31 of scoreboard signage, 0:13 of on-screen graphics and 11 verbal mentions. The rate was based on the reported \$2.25 million cost of a 30-second ad.

—*Front Row Marketing Services*

**Super Brand**

"Super Bowl, super sport, super brand. The NFL is the dominant sport in the United States today. The Super Bowl will be watched on television in more than 40 million households, more than three times the audience that watched the World Series and six times the audience that watched last year's National Basketball Association finals. The eyeball gap is almost as big during the regular season....No matter how the game comes out on Sunday, the one guaranteed winner will be the NFL."

—*Boston Globe*

**The Game Within the Game**

The Super Bowl brings to a boil the competitive and creative juices of just about everyone, be they a coach, player, fan, or ad director. The NFL, television, and advertising had been a winning trifecta throughout the post-World War II era. But Super Bowls lifted this success to a much loftier level. Then came Super Bowl XVI.

San Francisco fans recall XVI as the first of the 49ers' five NFL championships.

Television and advertising people recall the socko rating: 49.1—the highest ever for a live television event. A fluke? Hardly. Super Bowl XVII between Miami and Washington hung up a 48.6 rating.

In fact, eight of the 15 top-rated shows in television history are Super Bowls, and the top 10 most-watched shows of all time are all Super Bowls, according to A.C. Nielsen.

**Super Bowl Advertising**

The appeal of advertising in the Super Bowl comes from reaching attentive consumers, who are of increasingly important value, marketers say, as the television landscape undergoes wrenching alterations. "At the affluent end of the market, our customers have so many

## Why Do You Watch?

Why do you watch the Super Bowl?

92.1%—For the game

5.6%—For the commercials

0.9%—For the halftime show

0.3%—Peer pressure

1.2%—I don't watch the Super Bowl

media choices, like the Internet, DVD's and 500 channels," said Mark LaNeve, general manager of the Cadillac division of General Motors in Detroit. "But they take time out of their lives for 'big event' television like the Super Bowl, one of the few properties that exist today where people are still watching the commercials. It would be incredibly inefficient if you did all your media buying this way, and every year we ask if the Super Bowl makes sense. So far, it has."

—*New York Times*

"The Super Bowl remains sports' premier ad event. It has an engagement value that is second to none. People come that day riveted to that TV, and the number-one thing that many of them want to watch is this advertising."

—*Ed Erhardt, ad sales president for ESPN/ABC Sports*

**“THE SUPER BOWL IS THE ONE TIME OF THE YEAR WHEN THE VIEWERS LOOK FORWARD TO THE COMMERCIALS. IT’S A ONE-OF-A-KIND EVENT REACHING EVERYBODY: MEN, WOMEN, CHILDREN, AND PETS. IF YOU’RE TRYING TO STAND OUT, IT’S THE PLACE TO BE.”**

—Jon Mandel, Mediacom

**High Stakes**

On Super Bowl Sunday, the stakes are huge. The world’s most powerful marketers spend well over a combined \$100 million on Super Bowl airtime—all hoping to present the one knockout commercial that folks nationwide talk about around the water cooler the next day. Marketers hope that office buzz about Super Bowl ads evolve into brisk sales.

—USA Today

**Advertising Bonanza**

“The Super Bowl is uniquely American. For us, it is the biggest show in America.”

—Mark LaNeve, Cadillac’s general manager

**Super Bowl XXXVI Fun Facts**

- FOX cameras used during game: 27 (regular season: 12)
- FOX tape machines: 18 (10)
- Length of audio, fiber-optic, and video cable used to hook the game into FOX’s telecast: 125,000 feet
- FOX staffers working the game: 250
- Sold-out hotel rooms in New Orleans metro area: 30,000
- Additional tourists expected during Super Bowl week: 125,000
- Mardi Gras parades that had to be rescheduled because of Super Bowl: 6

**Super Bowl Revenue Record**

“FOX TV network and stations generated up to \$190 million in gross revenues on Super Bowl [XXXIX] Sunday, setting a single-day revenue record for any network.”

—Electronic Media

**Prom Night**

“Super Bowl Sunday is the day the advertising business faces itself. If we’re about inventing desire, then it’s the most significant prom, and the king and queen had better exude sex appeal.”

—Marian Salzman, Young & Rubicam

**Not Afraid to Look**

“When you go to a focus group, people always say, ‘I never watch the ads.’ But the Super Bowl is the only program where people are proud to say they watched the ads.”

—David Blum, Eisner & Associates

**Instant Exposure**

A Super Bowl ad is unlike any other. It can catapult a company from obscurity to household-name status. For established brands, the spot has helped create new images or buzz.

—Brill’s Content Magazine

**More on the Ad Game**

“It’s the advertising championship. No matter what you are selling, you know buyers from every category are out there watching the game.”

—Jerry Della Femina, advertising executive

**Quality Time**

It [the Super Bowl] is now about the only time America sits down together to watch television.

—Advertising Age

**Viewer Friendly**

“The networks want the crown jewel. It’s a flagship property they can use to sell themselves.”

—Keith Bruce, director of sports marketing, Foote, Cone & Belding

**Advertising Bonanza**

The Super Bowl is typically the biggest day of the year for advertising as well as for football, as marketers spend an estimated \$150 million to \$200 million to run commercials before, during and after the game. Those spots are supplemented with print ads, promotions, online cam-

**Super Ad Rate**

Price for 30-second commercial

XLIII	2009	\$2,800,000
XLII	2008	\$2,700,000
XLI	2007	\$2,600,000
XL	2006	\$2,400,000
XXXIX	2005	\$2,300,000
XXXVIII	2004	\$2,200,000
XXXVII	2003	\$2,100,000
XXXVI	2002	\$1,900,000
XXXV	2001	\$2,100,000
XXXIV	2000	\$1,900,000
XXXIII	1999	\$1,600,000
XXXII	1998	\$1,300,000
XXXI	1997	\$1,200,000
XXX	1996	\$1,085,000
XXIX	1995	\$1,150,000
XXVIII	1994	\$900,000
XXVII	1993	\$850,000
XXVI	1992	\$850,000
XXV	1991	\$800,000
XXIV	1990	\$700,000
XXIII	1989	\$675,000
XXII	1988	\$645,000
XXI	1987	\$600,000
XX	1986	\$550,000
XIX	1985	\$525,000
XVIII	1984	\$368,000
XVII	1983	\$400,000
XVI	1982	\$324,000
XV	1981	\$275,000
XIV	1980	\$222,000
XIII	1979	\$185,000
XII	1978	\$162,000
XI	1977	\$125,000
X	1976	\$110,000
IX	1975	\$107,000
VIII	1974	\$103,000
VII	1973	\$88,000
VI	1972	\$86,000
V	1971	\$72,000
IV	1970	\$78,000
III	1969	\$55,000
II	1968	\$54,000
I	1967	\$42,000

Source: NFL Research (rates are set by the networks, not by the NFL).

paigns and publicity—at a cost of tens of millions more—all intended to stimulate viewership levels that sometimes climb to as high as half the American population.

—*New York Times*

#### Lights, Camera, Action

ABC used 40 cameras at Qualcomm Stadium for Super Bowl XXXVII, including one robotic camera fixed on each goal line, one remote camera on each goal post, “Ump Cam” on the umpire’s cap and “Sky Cam,” which was suspended above the playing field. There were 31 control trucks, mobile units and

## New Wave

The first Internet company to advertise during the Super Bowl was Autobytel.com. The Irvine, California, car dealer had been in business for about two years when it bought an ad in the 1997 Super Bowl for \$1.2 million. It returned to the Super Bowl in 1998, and the commercial led to a 1,700 percent increase in visits to its website after halftime. Purchase-request activity was up 104 percent after halftime, and up 78 percent postgame.

—*Miami Herald*

**THE FIRST “MILLION-DOLLAR MINUTE” IN TELEVISION ADVERTISING OCCURRED DURING SUPER BOWL XIX. THE PRICE TO AN ADVERTISER FOR A 30-SECOND SPOT ON NBC’S TELECAST OF SUPER BOWL XXVII WAS ALMOST \$900,000... OR CLOSE TO \$30,000 PER SECOND.**

office trailers parked outside the stadium. Twenty miles of camera and microphone cable was used, and more than 300 people worked the game for ABC. Super Bowl XXXVII was broadcast in HDTV as ABC used seven high-definition cameras.

—*San Diego Union-Tribune*

#### Super Bowl Plays to Big Room

The Super Bowl “is the biggest audience you can reach at a single time in the world.”

—*Pat Fallon, Chairman of Fallon Advertising Agency*

#### Air Time

During the week of Super Bowl XXXIII, ESPN used a staggering 33 announcers to fill more than 150 hours on the main network, ESPN2, ESPN News, and ESPN Radio.

—*Miami Herald*

#### Don’t Change the Channel

The Super Bowl XXXVII halftime show drew a 40.1/61 rating on ABC and held 97 percent of the previous quarter hour’s audience. The halftime show far out-rated the competition, easily beating the 2.5/4 that the special “Saturday Night Live” received on NBC.

#### Record Boston Market

Super Bowl XXXVI was the most-watched program in Boston television

history. The Boston market produced a 56.1 rating and 78 audience share, meaning a Boston-record 1.3 million homes and a projected 3.1 million viewers were watching.

—*Boston Globe*

#### Have No Fear, U2 is Here

Nielsen estimates that more than seven times as many viewers (82.5 million versus 11.5 million) were watching the Super Bowl [XXXVII] Halftime Show featuring U2 than the scantily clad Playmates on NBC’s Fear Factor.

—*Daily Variety Gotham*

#### Tuned In

Nielsen reported that 44.1 percent of Miami-Fort Lauderdale homes with television sets watched Super Bowl XXIX on Channel 10, making the game the highest-rated sporting event on south Florida television in the 1990s, according to local TV researchers.

—*Miami Herald*

#### Radio Daze

Forty-seven radio stations are originating sports call-in shows from the lobby of the Hyatt Regency in downtown Miami this week. At the 1986 Super Bowl, there were just five stations, and only 18 in 1993.

—*Miami Herald, Super Bowl XXIX, 1995*

## TV TIME OUT

The Super Bowl is still the only place an advertiser can reach a large target audience all at once. You can bet an ad on the Super Bowl is going to be seen by a company’s customers, competitors, and its employees.

—*USA Today*

**TELEVISION-RADIO/ADVERTISING**

## Super TV By the Numbers

SUPER BOWL	SEASON	DATE	NETWORK	RATING	SHARE	AVG HOMES (000)	TOTAL VIEWERS (MILLIONS)	TEAMS
I	1966	Jan. 15, 1967	CBS	22.6	43	12,410	39.9	GREEN BAY/Kansas City
I	1966	Jan. 15, 1967	NBC	18.5	36	10,160	35.6	GREEN BAY/Kansas City
II	1967	Jan. 14, 1968	CBS	36.8	68	20,610	51.3	GREEN BAY/Oakland
III	1968	Jan. 12, 1969	NBC	36.0	70	20,520	54.5	N.Y. JETS/Baltimore
IV	1969	Jan. 11, 1970	CBS	39.4	69	23,050	59.2	KANSAS CITY/Minnesota
V	1970	Jan. 17, 1971	NBC	39.9	75	23,980	58.5	BALTIMORE/Dallas
VI	1971	Jan. 16, 1972	CBS	44.2	74	27,450	67.3	DALLAS/Miami
VII	1972	Jan. 14, 1973	NBC	42.7	72	27,670	67.7	MIAMI/Washington
VIII	1973	Jan. 13, 1974	CBS	41.6	73	27,540	63.2	MIAMI/Minnesota
IX	1974	Jan. 12, 1975	NBC	42.4	72	29,040	71.3	PITTSBURGH/Minnesota
X	1975	Jan. 18, 1976	CBS	42.3	78	29,440	73.3	PITTSBURGH/Dallas
XI	1976	Jan. 9, 1977	NBC	44.4	73	31,610	81.9	OAKLAND/Minnesota
XII	1977	Jan. 15, 1978	CBS	47.2	67	34,410	102.0	DALLAS/Denver
XIII	1978	Jan. 21, 1979	NBC	47.1	74	35,090	96.6	PITTSBURGH/Dallas
XIV	1979	Jan. 20, 1980	CBS	46.3	67	35,330	97.8	PITTSBURGH/L.A. Rams
XV	1980	Jan. 25, 1981	NBC	44.4	63	34,540	94.1	OAKLAND/Philadelphia
XVI	1981	Jan. 24, 1982	CBS	49.1	73	40,020	110.2	SAN FRANCISCO/Cincinnati
XVII	1982	Jan. 30, 1983	NBC	48.6	69	40,480	109.0	WASHINGTON/Miami
XVIII	1983	Jan. 22, 1984	CBS	46.4	71	38,880	105.2	L.A. RAIDERS/Washington
XIX	1984	Jan. 20, 1985	ABC	46.4	63	39,390	115.9	SAN FRANCISCO/Miami
XX	1985	Jan. 26, 1986	NBC	48.3	70	41,490	127.1	CHICAGO/New England
XXI	1986	Jan. 25, 1987	CBS	45.8	66	40,030	119.7	N.Y. GIANTS/Denver
XXII	1987	Jan. 31, 1988	ABC	41.9	62	37,120	114.6	WASHINGTON/Denver
XXIII	1988	Jan. 22, 1989	NBC	43.5	68	39,320	110.8	SAN FRANCISCO/Cincinnati
XXIV	1989	Jan. 28, 1990	CBS	39.0	63	35,920	109.0	SAN FRANCISCO/Denver
XXV	1990	Jan. 27, 1991	ABC	41.9	63	39,010	112.1	N.Y. GIANTS/Buffalo
XXVI	1991	Jan. 26, 1992	CBS	40.3	61	37,120	119.7	WASHINGTON/Buffalo
XXVII	1992	Jan. 31, 1993	NBC	45.1	66	41,990	133.4	DALLAS/Buffalo
XXVIII	1993	Jan. 30, 1994	NBC	45.5	66	42,860	134.8	DALLAS/Buffalo
XXIX	1994	Jan. 29, 1995	ABC	41.3	62	39,400	125.2	SAN FRANCISCO/San Diego
XXX	1995	Jan. 28, 1996	NBC	46.0	68	44,110	138.5	DALLAS/Pittsburgh
XXXI	1996	Jan. 26, 1997	FOX	43.3	65	42,000	128.9	GREEN BAY/New England
XXXII	1997	Jan. 25, 1998	NBC	44.5	67	43,630	133.4	DENVER/Green Bay
XXXIII	1998	Jan. 31, 1999	FOX	40.2	61	39,992	127.5	DENVER/Atlanta
XXXIV	1999	Jan. 30, 2000	ABC	43.3	63	43,618	130.7	ST. LOUIS/Tennessee
XXXV	2000	Jan. 28, 2001	CBS	40.4	61	41,270	131.2	BALTIMORE/N.Y. Giants
XXXVI	2001	Feb. 3, 2002	FOX	40.4	61	42,664	131.7	NEW ENGLAND/St. Louis
XXXVII	2002	Jan. 26, 2003	ABC	40.7	61	43,433	138.9	TAMPA BAY/Oakland
XXXVIII	2003	Feb. 1, 2004	CBS	41.4	63	44,908	144.4	NEW ENGLAND/Carolina
XXXIX	2004	Feb. 6, 2005	FOX	41.1	62	45,070	133.7	NEW ENGLAND/Philadelphia
XL	2005	Feb. 5, 2006	ABC	41.6	62	45,850	141.4	PITTSBURGH/Seattle
XLI	2006	Feb. 4, 2007	CBS	42.6	64	47,480	139.8	INDIANAPOLIS/Chicago
XLII	2007	Feb. 3, 2008	FOX	43.2	65	48,655	148.3	N.Y. GIANTS/New England
XLIII	2008	Feb. 1, 2009	NBC	42.0	64	48,139	151.6	PITTSBURGH/Arizona

**RATING** is a percentage of all TV Households watching the Super Bowl. **SHARE** is a percentage of all Households Using TV watching the Super Bowl. Super Bowl winner in ALL CAPS



## INTERNATIONAL MEGA EVENT

### Record International Advertising Rates

For Super Bowl XXXIX, Global TV in Canada charged a top rate of \$110,000 for a 30-second Super Bowl ad, a record for a Canadian sports broadcast.

**“THE SUPER BOWL  
REMAINS ONE OF THE MOST  
EXCITING TELEVISION  
SPORTS EVENTS OF THE  
YEAR...[AS] MILLIONS OF  
PEOPLE AROUND EUROPE  
WILL BE...STAYING UP  
THROUGH THE NIGHT TO  
WATCH THE GAME.”**

—Sky Sports commentator  
Nick Halling

### How Do You Say “Touchdown” In Chinese?

Former Philadelphia Eagles tight end Chad Lewis provided color analysis on the first-ever Chinese Super Bowl TV broadcast alongside a play-by-play partner he had never met and only knew as “Mr. Han.” “I’ve never even broadcast a game in English, not even a junior high game,” Lewis said. “So to broadcast the Super Bowl in Mandarin Chinese is really something. I’m studying as much vocabulary as I can, listening to tapes, trying to get the accent right.”

—Philadelphia Daily News

### China’s Watching

The game was broadcast live on Central Television’s cable sports channel, CCTV-5. The estimated audience: 300 million. “It’s not just the sport. It’s all about American culture,” said Michael Lu, a buying manager for a local sportswear company. For the first time, a crew from China was among the 14 television and radio stations from 10 countries broadcasting the game [XXXVIII] on site from Houston.

—Associated Press

### The World Tunes In

In the United Kingdom, more than one million viewers tuned in to watch the Super Bowl on either Channel 5 or BSKYB. In Canada, Global TV recorded a peak audience of 9.8 million viewers, plus more than 1.7 million RDS (French language) viewers. Televisa, Mexico’s top network, posted a 7.8 rating, up 38 percent from the previous year. In addition, more than 36 million watched Super Bowl XXXVII highlights and the halftime show live on Globo Television, Brazil’s number-one network.

### North of the Border

Super Bowl XXXIII attracted an average of 3,399,000 viewers, the largest Super Bowl audience in Canadian TV history and five percent higher than the previous year.

—Toronto Star

### Oh, Canada...

In Canada, Super Bowl XXXIV went head-to-head with the Genie Awards—the Canadian equivalent of the Academy Awards. Because viewers tuned to the Super Bowl by more than an 8-1 margin, this year’s Genie Awards were moved to Monday.

—New York Times

**“FOOTBALL—ESPECIALLY  
THE SUPER BOWL—  
REPRESENTS THE SOUL  
OF AMERICA TO THE  
FRENCH. IT’S A LIVE  
SPECTACLE AND DRAWS  
A BIG AUDIENCE  
EVEN WITH THE  
TIME DIFFERENCE.”**

—Enrique Shutany, Canal+/France

## WATCHING FROM AROUND THE WORLD

Scores of United States Marines stayed up all night at an American military base in Kuwait to watch the Super Bowl [XXV]. The Marines, all members of the 45,000-strong 1st Marine Expeditionary Force based in Camp Pendleton, California, held up banners, smiled, laughed, sang, applauded and painted their faces. More than 5,000 Super Bowl programs were sent by the NFL overseas to the troops.

—USA Today

## ...YOU’RE LOOKING LIVE

According to ABC announcer Brent Musburger, “The Super Bowl is global theater.”

## A Super Bowl Appearance is Seen Around the World

International Broadcasters made Super Bowl XLIII available to audiences in 185 countries and territories.

(Listed in alphabetical order below)

Afghanistan	Bulgaria	Ecuador	Hungary	Mauritius	Romania	Sweden
Albania	Burkina Faso	Egypt	Iceland	Mayotte	Russia	Switzerland
Algeria	Burundi	El Salvador	Iran	Mexico	Rwanda	Syria
Andorra	Cameroon	Equatorial	Iraq	Moldova	San Marino	Syrian Arab
Angola	Canada	Guinea	Israel	Monaco	Sao Tome &	Republic
Anguilla	Cape Verde	Eritrea	Italy	Montenegro	Principe	Tanzania
Antigua	Cayman Islands	Estonia	Jamaica	Montserrat	Saudi Arabia	The Gambia
Argentina	Central African	Ethiopia	Japan	Morocco	Senegal	Togo
Aruba	Republic	Falkland Islands	Jordan	Mozambique	Serbia	Trinidad &
Australia	Chad	Federated States	Kazakhstan	Namibia	Seychelles	Tobago
Austria	Chile	of Micronesia	Kenya	Netherlands	Sierra Leone	Tunisia
Azerbaijan	China	Fiji	Kosovo	Netherlands	Slovakia	Turkey
Bahamas	Colombia	Finland	Kuwait	Antilles	Slovenia	Turks and Caicos
Bahrain	Comoros	France	Latvia	Nevis	Somalia	Uganda
Barbados	Congo	French Guiana	Lebanon	New Zealand	South Africa	United Kingdom
Barbuda	Costa Rica	Gabon	Lesotho	Nicaragua	Spain	Ukraine
Belarus	Cote d'Ivoire	Gambia	Liberia	Niger	St. Bart's	United Arab
Belgium	Croatia	Georgia	Libya	Nigeria	St. Christopher	Emirates
Belize	Curacao	Germany	Liechtenstein	Norway	& Nevis	Uruguay
Benin	Cyprus	Ghana	Lithuania	Oman	St. Helena	Vatican City
Bermuda	Czech Republic	Greece	Luxembourg	Palau	St. Kitts	Venezuela
Bolivia	Democratic	Grenada	Macedonia	Palestine	St. Lucia	Western Sahara
Bonaire	Republic of	Guadeloupe	Madagascar	Panama	St. Maarten/	Yemen
Bosnia	Congo	Guatemala	Malawi	Paraguay	St. Martin	Zambia
Herzegovina	Denmark	Guinea	Mali	Peru	St. Vincent & the	Zanzibar
Botswana	Djibouti	Guinea Bissau	Malta	Poland	Grenadines	Zimbabwe
Brazil	Dominica	Guyana	Marshall Islands	Portugal	Sudan	
British Virgin	Dominican	Haiti	Martinique	Qatar	Suriname	
Islands	Republic	Honduras	Mauritania	Reunion	Swaziland	

## MEDIA/INTERNET

### Super Bowl Media Frenzy

4,786 accredited members of the media covered Super Bowl XLII. There were 338 credentials issued to media at Super Bowl I in Los Angeles.

### In the Spotlight

Hosting a Super Bowl [XXXVIII], which has evolved into a pop culture phenomenon, (and by the way there is a game, too) has become a sought-after marketing tool. No one underestimates media impact. From the season-long buildup to reach the big game in Houston to post-card-like scenes of the city to tales of unbridled hospitality, the Super Bowl city is always in the spotlight.

—Fort Worth Star Telegram

## Super Bowl Ads Impact Websites

The following charts present online traffic during Super Bowl XL for advertisers and sports-related websites. Change is based on traffic on Super Bowl Sunday, February 5, 2006, compared to average traffic of the previous four Sundays.

### ONLINE IMPACT OF SUPER BOWL XL

#### Top Gaining Advertiser Sites

GoDaddy.com	1,564%
Budweiser.com	503%
Pepsi.com	285%
Cadillac.com	256%
Nationwide.com	132%
Anheuser-Busch.com	130%
Fordvehicles.com	123%
PizzaHut.com	123%

#### Top Gaining Sports Sites

NFL Internet Group	62%
Seahawks.com	302%
SuperBowl.com	138%
Steelers.com	115%
NFLShop.com	113%
Yahoo Sports	56%
FootballFanatics.com	49%
FoxSports.com	45%
Fox Sports on MSN	38%
AOL Sports	33%
SI.com	32%
ESPN.com	26%

### Super Bowl XXX: Six Million Hits

SuperBowl.com was the most successful website in the short history of the Internet. With more than six million hits on game day (January 28, 1996), it generated the most traffic any sports site had sustained in a single day.

### Boston Uncommon

Boston.com recorded more than six million page views by 6 p.m. on Monday, February 4, 2002, as fans posted tributes on message boards, read articles from *Boston Globe* columnists and cast their votes for the greatest season in New England sports history.

—Boston Globe

### Monday's Sales Probably Were Pretty Good, Too

The 1994 Super Bowl was a boon to the city of Atlanta and to the *Atlanta Journal-Constitution*. The paper reported circulation of 747,929 on Super Bowl [XXVIII] Sunday, the best-ever numbers for the Sunday edition.

—Editor & Publisher

### Start the Presses

On January 24, the *Miami Herald* ran the first of 12 special sections, the largest of which was a 14-page tab on Super Bowl Sunday. The *Herald* bumped up the press run for each day of the special sections by 40,700-50,000 copies, with the largest bump of 80,000 on game day. The *Herald's* regular daily circulation is 350,000, with 477,000 on Sundays.

### Online Sales Hot

\$2.2 million worth of Patriots' merchandise was sold through NFLShop.com the week after Super Bowl XXXVI, the largest-ever seven-day sales period for the online merchant.

—Sports Illustrated and Sports Business Journal

### Internet Ad Blitz

For Super Bowl XXXIV, 17 of the 60 ads during the broadcast were bought by Internet companies, compared with 1 for Super Bowl XXXI in 1997.

—Atlanta Journal-Constitution

### Super Bowl Impact Unsurpassed

"In terms of reach and impact, there's nothing like the Super Bowl."

—Mike Sheehan, the president of Boston ad agency Hill Holiday Connors Cosmopolos

**THE NFL HELPED  
ADD A WRINKLE TO  
SPORTS HISTORY  
WHEN IT ALLOWED  
FANS TO HELP  
DECIDE THE  
SUPER BOWL XXXV  
MOST VALUABLE  
PLAYER BY VOTING  
ONLINE ON  
SUPERBOWL.COM.**

## REPORTING LIVE

Tom Brokaw was in his seat a full three hours before Super Bowl XXX. "I'm an event guy," the former NBC News anchor said. "This is great...I have watched this thing [the Super Bowl] grow up. It's amazing."

—Arizona Republic

## SUPER BOWL RING/TROPHY

“It’s a 10-table stunner.”

—*New York Giants defensive end Michael Strahan, describing his Super Bowl ring as being visible from “10 tables away”*

“I know they normally say that diamonds are a woman’s best friend, but tonight, they’re a man’s best friend, too.”

—*Reggie Wayne, Indianapolis Colts*

“I might sleep with [my ring] tonight. I think today is the first day it really hits. Now it hits home and tomorrow is a new day. So it’s time to get another one.”

—*Dwight Freeney, Indianapolis Colts*

“It’s something you have forever to symbolize what you and your teammates accomplished. It’s so special to be able to win one as a player, and 20 years later, get one as a coach and become one of the few people who have ever done that.”

—*Colts assistant coach Leslie Frazier, who won his first ring with the 1985 Chicago Bears*

“You have to see it. It’s amazing. It’s a pretty exciting thing for guys to be able to touch and hold the ring. But if it’s not your own, it’s not nearly as much fun.”

—*Colts kicker Adam Vinatieri*

“Wherever there’s a Super Bowl, every player who has ever won one wears his ring. And the players who never won one say, ‘Can I try it on?’”

—*Carl Banks, who won two Super Bowls with the New York Giants*

**“IT’S A SYMBOL OF EXCELLENCE. IT’S A SYMBOL THAT YOU ARE THE DEAL, THE BEST TO EVER DO IT. WHAT IT ALL BOILS TO IS THAT YOU WANT TO WIN A SUPER BOWL RING.”**

—*Torry Holt, St. Louis Rams*

“Mike Ditka told us before the Super Bowl [XX], ‘This is your chance to win one of these rings and be famous forever.’ I don’t think any of us appreciated at the time exactly how long forever is. It’s a long time. And I wouldn’t trade this ring for anything.”

—*Gary Fencik, Chicago Bears*

“Whenever you can look at something, and you can feel what it felt like for a year of your life, it’s special. Every single ring I have, the experiences we went through, I feel it. I look at this third one, I smell the grass, I hear the crowd. I remember being on the field before the Super Bowl with my sons...everything was encapsulated in this ring when I look at it...and that’s why it means so much to me.”

—*Tedy Bruschi, New England Patriots*

“The [Super Bowl] ring is the single most important thing in sports. It’s the best of all the world championship rings.”

—*Joe Theismann, Washington Redskins*

“Money comes and goes, the fame comes and goes, but the ring is the reminder of the group of men that you sacrificed and played with.”

—*The Tennessean*

“You can never take this away from us. The rings, everything that we’ve accomplished. This is something so many guys have worked so hard for, sacrificed so many things—family, kids, so many things in their life—to be a world champion.”

—*Rodney Harrison, New England Patriots*

“Forget about being MVP, forget about being in the Pro Bowl. Those things are nice consolation prizes if you don’t get a Super Bowl ring.”

—*Lynn Swann, Pittsburgh Steelers*

“The ring, frankly, is a way we express ourselves in sports. You ask any golfer in America what it means to put on a green jacket at the Masters, and that’s the same feeling.”

—*Art Modell*

“The Super Bowl ring is the single most important, most impressive symbol of being a champion in all of sports.”

—*Ferry Jones, Dallas Cowboys owner*

## HISTORY OF ROZELLE TROPHY

Super Bowl XXV marked the initial presentation of the Pete Rozelle Trophy to the most valuable player of the game. It was named in honor of former NFL Commissioner Pete Rozelle, who led the league for 30 years, from 1960 until he retired in 1989. Running back Ottis Anderson of the New York Giants was the recipient of the first Rozelle Trophy.

“I’ve always said, no matter how many rings I’ve earned after the first one, the first one would always be the most important, because there’s nothing like the first. The first one was the greatest feeling that I had.”

—*Shannon Sharpe, Baltimore Ravens tight end, who won two with Denver and one with Baltimore*

“The ring is everything. There are so many guys who play this game that have never gotten the opportunity to play in a Super Bowl, let alone win one. There’s no sense in playing if you can’t ever get the feeling of standing on top of the mountain and saying, ‘I’m the king of the hill.’”

—*Marshall Faulk, St. Louis Rams*

## LOMBARDI TROPHY

The Vince Lombardi Trophy is presented each year to the winner of the Super Bowl for permanent possession. It is a memorial to the late coach of the Green Bay Packers, who won Super Bowls I and II, plus NFL championships in 1961, 1962, 1965, 1966, and 1967. Following four years as the AFL-NFL World Championship Game Trophy, it was renamed for Lombardi in 1970.

The Lombardi Trophy is hand-crafted of sterling silver, stands 21 inches high, and weighs seven pounds. A stylized football of regulation size sits atop a three-sided base with convex faces. Each trophy is valued at \$25,000. It is crafted by Tiffany & Co.



“People ask all the time: What’s your favorite ring? It’s like asking: Who’s your favorite kid? I’ve got three Super Bowl rings. I also have three kids. I can’t pick out which one of those is my favorite.”

—Randy Cross, former San Francisco 49er and current CBS Sports analyst

“The Lombardi Trophy represents a world championship for the Baltimore Ravens, for the city of Baltimore, and that was a very special thing. The Super Bowl ring represents a Super Bowl victory for Brian Billick, for Shannon Sharpe, for Ray Lewis—it’s a very personal, individual thing. It’s something that’s a source of pride and satisfaction that I don’t think anybody without one

can truly understand.”

—Brian Billick, former Baltimore Ravens head coach

“The [Vince Lombardi] trophy is treated like a celebrity here. If it goes to a different floor of the building, employees try to sneak a peek.”

—Scott Shibley, vice president of business sales for Tiffany’s, the trophy’s maker

## SUPER BOWL WEEK—PREGAME, HALFTIME & POSTGAME EVENTS

### A Proud Papa

“At least one of us made it to the Super Bowl.”

—Former New York Giant Philippi Sparks to his daughter Jordin, who was part of the Super Bowl XLII pregame entertainment

### Jumpin’ at the Chance

Tom Petty said he and the Heartbreakers jumped at the opportunity to perform at halftime of the Super Bowl [XLII]. “It’s a great American thing,” Petty said.

—USA Today

### Super Volunteers

The Super Bowl Host Committee reports that about 8,000 people signed up as volunteers to help the Valley host the NFL championship game.

vw—East Valley Tribune

### Halftime Extravaganza

Taking a quick break from their “A Bigger Bang” World Tour, the legendary Rolling Stones performed in the Sprint Super Bowl XL Halftime Show.

The halftime show averaged a 40.2 households rating and 89.9 million viewers. The halftime show may not be a stand-alone program (rated within the

### BROAD STRIPES, BRIGHT STARS

An American flag that survived the collapse of the World Trade Center’s Twin Towers on September 11 was featured during the singing of the National Anthem of Super Bowl [XXXVI] Sunday.

game), but if it were, it would rank as television’s most-watched entertainment program each and every year.

—NFL Media Research

### Super Helpers

More than 9,500 of Jacksonville’s 1.2 million residents volunteered to help at Super Bowl XXXIX.

—Florida Times-Union

### Media Day Covered Worldwide

1,000 international reporters attended Super Bowl XXXIX Media Day at ALLTEL Stadium.

### Lending a Super Hand

Thirty [thousand] to 40,000 pounds of food prepared during Super Bowl week winds up in food banks, churches, and soup kitchens.

—New York Times

### Super Bowl XXXVIII Main Event

The Main Event, the Host Committee’s effort to bring people together for a downtown party, was a huge success, drawing at least 100,000 on Friday night and an estimated 150,000 on Saturday.

—Houston Chronicle

### Pregame Praise

Super Bowl XXXVIII provided America with another reason to celebrate Sunday, but not until the National Football League remembered Houston’s fallen heroes. In an emotional pregame tribute that tugged at the hearts of a juiced-up crowd, the seven Columbia astronauts who lost their lives a year ago February 1 were honored in the hometown of the Johnson Space Center.

—USA Today

### A Moving Spectacle

“If there was a more moving spectacle during a Super Bowl telecast, I don’t

remember it. But I’ll likely remember Bono bouncing around the oval stage at Super Bowl XXXVI for years to come.”

—New York Post

## LENDING A HELPING HAND

More than 7,000 volunteers worked the Super Bowl [XXXII] in San Diego. Here is a breakdown (many volunteers work more than one venue):

- 5,000 for the NFL Experience
- 400 to move the stage on and off the field for the halftime show
- 300 to help with transportation
- 300 to greet guests at hotels
- 150 at Corporate Hospitality Village
- 100 at Taste of the NFL
- 75 to herd the halftime show’s cast and dancers on and off the stage
- 75 for the Stay Cool in School clinic for 1,000 children
- 50 for a cheerleading clinic for 500 youngsters
- 50 utility volunteers
- 6 bilingual volunteers to assist foreign guests

### America’s Heroes Honored

“The [Super Bowl XXXVI] entertainment was a show that was as flag-waving, hero-thanking, sentimental, loud and ethnically diverse as possible—something that reflected the mood of the country.”

—Boston Globe

### The Champions Are Honored

Two years ago, we thought it just couldn’t get any better than this—a day of such unmitigated joy and good

## SUPER BOWL WEEK—PREGAME, HALFTIME & POSTGAME EVENTS

spirits that it could never be repeated. But yesterday's celebration for the NFL's Super Bowl [XXXVIII] champion Patriots topped it all....That this community got to share it with them is a gift we can never repay and never, ever forget."

—*Boston Herald*

### A Lasting Impression

"When all the hoopla is over, when the teams have gone home, and when we all go back to doing what we ordinarily do, there will remain in this community a facility to serve the constructive needs of young people well into the next century."

—*Dr. Herb Carter, President, United Way of Greater Los Angeles, discussing NFL Youth Education Towns*

### TALL ORDER

Cooking jambalaya for 115,000: How would you like to peel the shrimp for that dish? Chef Leon West and his staff did that and more at Super Bowl XXXI in New Orleans. They prepared food for the NFL Experience and the "World's Largest Tailgate Party." The grocery list for the Tailgate Party included:

- 250 gallons of crawfish étouffée
- 8,000 blackened chicken breasts
- 200 gallons of shrimp Creole
- 1,000 pounds of BBQ ribs
- 5,000 Louisiana crabcakes
- 150 gallons of corn and crab bisque
- 350 gallons of jambalaya
- 150 gallons of crawfish Cardinale
- 200 gallons of red beans and rice
- 4,000 crawfish beignets
- 3,000 bratwurst
- 3,000 oyster ravioli
- 3,000 knockwurst
- 2,000 fried oyster po-boys
- 50,000 hot dogs
- 2,000 fried shrimp po-boys
- 10,000 hamburgers
- 1,000 fried catfish
- 200 gallons of seafood gumbo
- 2,000 muffalettas
- 1,500 pounds of rice
- 1,000 heads of romaine lettuce
- 10 gallons of hot sauce
- 1,000 grilled chicken Caesar salads
- 10,000 pizzas
- 1,000 bags of potato chips

—*USA Today*

"What the Super Bowl offers to a performer is the largest live audience that they could ever have. It is the whole experience. It's the edge, the fans. No one place, aside from the Super Bowl, gives performers as much exposure and excitement. There is nothing like the electricity on the field. Cher really got into it; Tina Turner really got into it. It becomes almost spiritual for that performer," explains Lesslee Fitzmorris of American All-Star, choreographer and director of many pregame shows.

### The Place to Be

Super Bowl Week brought to the Valley more celebrities, more entertainment, more limousines, and more parties than ever before....More than 3,000 visiting journalists filed more than 10 million words during Super Bowl Week about the goings-on in our town.

—*Arizona Republic Super Bowl XXX, 1996*

### It's a Super Week

"I think the Super Bowl hosted by San Diego in 1988 [XXII] set in motion the type of event we're now hosting. In 1988, we were the first city to feature corporate tents, a concert series, and a public fireworks display. That helped change the focus...from the game to a much more expanded public event."

—*Chuck Nichols, executive director, Super Bowl XXXII Host Committee*

### Halftime is Intense

"It's amazing, all the reporters, all the workers, all the volunteers, all the people. What a spectacle. Look at us, we've got 1,000 people and we're cramming them into a 10-minute show. Ten minutes, can you imagine that? The preparation is intense. Everything is laid out to the last second. I just look around and say, 'Thank God I'm not the choreographer.'"

—*Smokey Robinson, on the Super Bowl XXXII Halftime Show*

**"SUPER BOWL XXXVI  
SURPASSES THE OTHERS  
BECAUSE OF WHAT  
HAPPENED ON THE  
FIELD, AND OFF IT."**

—*New York Times*

### Show of Force

"To add some excitement and to show the American taxpayer and those in other nations our air power...it's an incredible opportunity."

—*Maj. Eric Schnaible, Air Force spokesman, on the flyover before Super Bowl XXXII*

### HALFTIME

- Time to set up the stage and sound and lighting for a rock concert at Qualcomm Stadium: 2-3 days
- Time to set up and break down the stage for the Super Bowl halftime show, including the 12-minute show itself: 27 minutes
- Number of crew members needed to accomplish this: 2,500
- Number of pieces making up the stage: 21 (each the size of a small truck)
- Total weight of stage and equipment: 10 tons
- Number of stage "scene" sets: 5

—*San Diego Union-Tribune, Super Bowl XXXVII*

### Is it the Fourth of July?

The night before Super Bowl XXXVII, San Diego put on the biggest fireworks display in local history. Six barges in San Diego Bay shot off 14,000 shells for the 21-minute display.

—*San Diego Union-Tribune*

## STATISTICS

### Super Rematch

Super Bowl XLII marked the twelfth time that the contest featured a rematch of a regular-season game. The team that lost the regular-season game is now 7-5 (.583) after the Giants avenged their Week 17 loss to New England with a 17-14 Super Bowl win.

### Super Comeback

The Giants were only the second team in Super Bowl history to win after trailing in the final minute of the fourth quarter (Plaxico Burress' game-winning touchdown came with 35 seconds to play). In Super Bowl XXIII, San Francisco's John Taylor caught the game-winning touchdown pass with 34 seconds to play vs. Cincinnati.

### Worth the Wait

The Pittsburgh Steelers' Super Bowl XL victory came 26 years after their last win in SB XIV on January 20, 1980. The 26-year gap is the second longest in Super Bowl history. Green Bay went 29 years between their wins in II and XXXI.

### Twice the Fun

Mike Holmgren became the fifth head coach to take two different teams to the Super Bowl.

1. Don Shula—Colts (III) and Dolphins (VI, VII, VIII, XVII, XIX)
2. Dick Vermeil—Eagles (XV) and Rams (XXXIV)

## PARTY TIME

21.5 million people will throw Super Bowl parties, 9.9 million will watch the game in bars and restaurants, and consumers who plan to watch the game will spend an average of \$49.27 each (or \$5.6 billion total) on Super Bowl-related items.

—USA Today

3. Dan Reeves—Broncos (XXI, XXII) and Falcons (XXXIII)
4. Bill Parcells—Giants (XXI) and Patriots (XXXI)
5. Mike Holmgren—Packers (XXXI, XXXII) and Seahawks (XL)

### Youngest QBs to Win a Super Bowl

1. Ben Roethlisberger, 2005 Pittsburgh Steelers (23 years, 340 days)
2. Tom Brady, 2001 New England Patriots (24 years, 184 days)
3. Joe Namath, 1968 New York Jets (25 years, 226 days)
4. Joe Montana, 1981 San Francisco 49ers (25 years, 227 days)

### Super Bowl First

Antwaan Randle El was the first wide receiver to throw a touchdown pass in a Super Bowl (XL). He threw a 43-yard completion to Hines Ward in the fourth quarter to put the game out of reach.

### Super Bowl MVP Imports

Hines Ward, born in South Korea, and Mark Rypien (Canada) are the only Super Bowl MVPs born outside of the United States.

### Holy Guacamole!

43.8 million pounds of avocados will be eaten during Super Bowl XXXIX. That's enough guacamole to fill ALLTEL Stadium 10-and-one-half feet deep.

—USA Today

### Don't Forget the Pizza and Chips

17—The average number of attendees for a Super Bowl party.

68—Percentage of Super Bowl party-goers who prefer pizza.

4,000—Tons of popcorn to be eaten.

14,000—Tons of chips to be consumed.

1,500,000—TV sets to be sold the week before Super Bowl XXXIX.

3,200,000—Pizzas that Pizza Hut and Domino's expect to sell on Super Bowl Sunday.

\$125,000,000—Expected sales of Super Bowl merchandise.

—USA Today

### The Masses Came...

About 120 commercial flights arrived at the [Jacksonville International] airport Thursday carrying about 14,000 passengers. On a typical day, roughly 8,000 passengers arrive on 100 flights. Many airlines switched to larger jets for the Super Bowl [XXXIX] crowds.

### ...and Left

The city's airport had its busiest day ever when more than 25,000 passengers flooded its gates the day after the game.

—Florida Times-Union

### Air Show

Jake Delhomme and Tom Brady each passed for more than 300 yards in Super Bowl XXXVIII. Only two other quarterbacks in Super Bowl history have thrown for more than 300 yards in the same game. One was Joe Montana and the other was Dan Marino in Super Bowl XIX.

### Going My Way?

How did fans arrive at Reliant Stadium for Super Bowl XXXVIII?

Private buses: 35,000-45,000

Cars, taxis: 18,000-28,000

Light rail: 4,000-7,000

Limousines: 3,000-5,000

—Ridgeway International

## STATISTICS DON'T LIE

- Super Bowl teams with fewer turnovers than their opponents are 31-3 (.912).
- Super Bowl teams with the time of possession advantage are 32-11 (.744).
- Super Bowl teams with the most time-consuming scoring drive during the game are 34-9 (.791).

### Warmest Super Bowls

Super Bowl	Date	Site	Temp
VII	Jan. 14, 1973	Los Angeles	84°
XXXVII	Jan. 26, 2003	San Diego	81°
XXIII	Jan. 22, 1979	Miami	76°
XXIX	Jan. 22, 1989	Miami	76°
XXI	Jan. 25, 1987	Pasadena	76°

### Coollest Outdoor Super Bowls

Super Bowl	Date	Site	Temp
VI	Jan. 16, 1972	New Orleans	39°
IX	Jan. 12, 1975	New Orleans	46°
VIII	Jan. 13, 1974	Houston	50°
XIX	Jan. 20, 1985	Stanford	53°
X	Jan. 18, 1976	Miami	57°

## STATISTICS

### That's a Lot of Film!

NFL Films turned around *The Super Bowl XXXVII Champions Video* in a record 16 days, culling from 135,000 feet of film captured by 22 cameras.

—*Sports Illustrated*

### The Numbers Tell the Story

Seventy-thousand folks will see [Super Bowl XXXII] live, 3,000 media are credentialed, and the list goes on: 17,000 hotel rooms, 16,000 game-day parking passes, 600 private jets, an 800,000-square-foot hospitality village, 1,200 pregame-show dancers, 1,600 halftime performers, a 2,500-member security force, five Blue Angels, and one B-2 bomber.

—*USA Today*

### The Day After

In 1992, more than 40,000 homeward bound Super Bowl revelers gave Minneapolis-St. Paul International Airport its busiest day ever.

—*St. Paul Pioneer-Press*

### Super Relief

Sales of antacid increased 20 percent the day after Super Bowl Sunday.

—*Atlanta Journal-Constitution*

### At the Stadium

- There were 15 buses used for special groups at Super Bowl I; 150 buses at Super Bowl VII; and 1,100 buses and 500 limousines at Super Bowl XXI.
- 60,000 game programs were sold at XIV in the Rose Bowl, or one for every 1.7 of the record 103,985 in attendance. The normal program sale ratio is 1 to 8. There were 500,000 XIV programs sold nationwide.

## Put Me In, Coach

What is the best job at the Super Bowl?

Player .....	38.70%
Announcer/Reporter....	32.98%
Cheerleader .....	17.25%
Coach.....	6.37%
Referee .....	4.71%

—*USA Today Poll, 2002*

# WHO WOULD COME?

## Super Bowl weekend is the slowest weekend for weddings.

—*USA Today*

- Per capita sales at XXIII at Joe Robbie Stadium in Miami averaged \$36, consisting of \$2.9 million at hospitality tents, \$1.25 million for novelties, and \$1.35 million in concessions. The NCAA Final Four had a \$7 per capita average the same year.
- 100 extra commercial flights were added to the schedule for Miami International Airport for XXIX. There were 400 helicopter landings at San Diego Jack Murphy Stadium for XXII.

### It's a Fact That...

- Long-distance telephone calls decrease 50 percent during a Super Bowl, but rise at halftime.
- San Francisco police reported arrests for minor crimes dropped from an average of 360 daily to 96 on the day of Super Bowl XVI between the 49ers and Cincinnati Bengals.
- Dallas water department officials reported water pressure dipped by five pounds during television commercials carried on the telecast of Super Bowl VI, in which the Cowboys defeated the Dolphins 24-3.

### There's No Place Like 'Home'...Not

The designated "home" team at Super Bowl has not always found the comfort expected in friendly surroundings. The home team has won only 19 times, while "visitors" have won 24 titles.

No Super Bowl has been played at the home field of a participant, but two teams—the 1979 Los Angeles Rams and the 1984 San Francisco 49ers—did make it to the NFL title game in their home area. The Rams lost to the Steelers in XIV at the Rose Bowl in Pasadena. The 49ers defeated the Dolphins in XIX at Stanford Stadium.

### Super Bowl MVPs by Position

Quarterbacks have won the Super Bowl Most Valuable Player award more times than any other position. Twenty-two

quarterbacks have been named the Super Bowl MVP, including New York Giants quarterback Eli Manning in Super Bowl XLII.

### What Do You Do For an Encore?

Five head coaches have guided their teams to the Super Bowl in their first season with that club. In Super Bowl XXXVII, both head coaches were in their first season—Tampa Bay's Jon Gruden and Oakland's Bill Callahan.

Don McCafferty, Baltimore, 1970  
Red Miller, Denver, 1977  
George Seifert, San Francisco, 1989  
Jon Gruden, Tampa Bay, 2002  
Bill Callahan, Oakland, 2002

## SUPER DEMOGRAPHICS

According to the Associated Press, 80 percent of Super Bowl ticket holders are in executive, management, professional, or sales positions; 35 percent attend the game on corporate expense accounts; 27 percent own their own companies; 25 percent are corporate officers; and 22 percent are on boards of directors.



## SUPER BOWL MISCELLANY

### Please Pass the Chips

On Super Bowl Sunday, Americans will eat 30 million pounds of snacks including:

- 11.2 million pounds of potato chips
- 8.2 million pounds of tortilla chips
- 4.3 million pounds of pretzels
- 3.8 million pounds of popcorn
- 2.5 million pounds of nuts

Potato chip intake alone will account for 27 billion calories and 4 million pounds of fat—the weight of 13,000 NFL offensive linemen.

—*Calorie Control Council and Snack Food Association*

### NYC Mayor Wins Big

Because the Giants won Super Bowl XLII, New York City mayor Michael Bloomberg received Kayem hot dogs, Legal Sea Foods clam chowder, cream pies, Parker House rolls and coffee from Dunkin' Donuts from Boston mayor Thomas Menino.

—*New York Daily News*

### Sales Through the Roof

Tom Petty & the Heartbreakers found themselves at the summit of Billboard's Top Pop Catalog chart with its "Greatest Hits," which shot up 196 percent in the week following the Super Bowl with sales of 33,000, according to Nielsen SoundScan. The band's "Anthology: Through the Years" jumped 240 percent to 7,000, taking the number-six spot on the same chart. But that's just the tip of the iceberg. Petty collects his biggest trophy this week for halftime show entry "Free Fallin'." The track shifted 63,000 digital copies, a gain of 305 percent, and bows at number 10 on Hot Digital Songs. "I Won't Back Down," "American Girl"

### EXPONENTIAL GROWTH

**"The Super Bowl started as a game, then it became a day, now it's a week."**

—Ed Goren, executive producer, FOX Sports

and "Runnin' Down a Dream," which made up the rest of Petty's halftime set, all registered similarly notable climbs in the digital realm.

—*Reuters*

### Super Jump in Sales

Last year's [Super Bowl XLI] halftime star, Prince, saw album sales double and downloads of songs rise nearly twofold. In 2006, the Rolling Stones promoted their "A Bigger Bag" album at halftime and sales rose more than 30 percent.

—*Arizona Republic*

### Marital Bliss

"Steve and Mary Ellen Strout of Plymouth, MA celebrated their 25th wedding anniversary with their sixth visit to a Super Bowl. The couple also has held Patriots season tickets for 13 years. They're not done celebrating their marital milestone; they leave today for a week in Hawaii culminating in a visit to the Pro Bowl."

—*Arizona Republic*

### Related Zebras

Brothers officiated in the Super Bowl for the first time, as Carl Paganelli worked as the umpire and Perry Paganelli as the back judge in Super Bowl XLI.

### Super Footballs

"Wilson started making NFL balls in 1941. Its factory in Ada, Ohio (population of 5,400), is the only one in the world dedicated to footballs, turning out more than 700,000 a year. Just 72 of those 700,000 are Super Bowl balls. Each weighs 14-15 ounces and has 13 pounds of pressure, one lace, 16 lace holes, and four cowhide panels. The Super Bowl logo, team names, location of the game and game date are embossed on the balls."

—*Detroit Free Press*

### What Do You Want to Eat?

"15% of Americans order takeout food from a restaurant for a Super Bowl gathering. Of those, 58% order pizza, 50% order chicken wings and 20% order subs or sandwiches."

—*National Restaurant Association*

### Pass the Snacks...

"More than 30 million pounds of snacks will be consumed on Super Bowl Sunday, twice the average daily amount."

—*Snack Food Association*

## MILLION-PATRIOT MARCH

Despite 25-degree temperatures, a crowd of 1,250,000, twice the population of Boston, packed into downtown Boston to celebrate the Patriots' [XXXVI] victory.

—*Boston Herald*

### Super Flush

"During halftime of the Super Bowl, as many as 90 million will use the bathroom. The flushing of the toilets during the 30-minute break will use an estimated 350 million gallons of water, as much water as flows over Niagara Falls in seven minutes according to a website halftimeflush.com."

—*USA Today*

### I Can't Eat Another Thing!

According to studies, viewers will eat more than 3,000 calories on Super Bowl Sunday—about equal to their Thanksgiving meal.

—*USA Today*

### Salty Snacks Tops With SB Fans

According to research by the Snack Food Association, 11 million pounds of potato chips are eaten by Americans on Super Bowl Sunday. In addition, 8.2 million pounds of tortilla chips and 3.8 million pounds of popcorn are consumed.

### Let's Have a Party

Hallmark's Party Express estimates that 18 people attend the average Super Bowl party.

### Quench Your Super Thirst

Americans spend approximately \$240 million on soft drinks at grocery stores during Super Bowl week according to AC Nielsen. Additional sales of beer during the week increase by nearly \$12 million.

## SUPER BOWL MISCELLANY

### Floating Hotels at SB XXXIX

The city of Jacksonville docked five cruise ships along the St. John's River, adding the equivalent of 3,667 hotel rooms, housing 6,400 people.

—*Florida Times-Union*

### Hurry...Before They're Gone

Rosalia's Italian Café sold 600 cheese steaks in one hour before Super Bowl XXXIX.

—*Florida Times-Union*

### Good Grades

A Duxbury, Massachusetts, student said one of her teachers jokingly offered her an A+ grade in exchange for her ticket to the Super Bowl in Houston [XXXVIII]. Other kids in school asked, "Can I be in your suitcase?"

—*Boston Globe*

### The U-Haul Hotel?

Sal Mirabella, Jr., a deejay from Lexington, Massachusetts, booked two nights at a hotel room in Houston for his trip to Super Bowl XXXVIII, but spent the rest of the week in a rented 20-foot U-Haul with four pals. Not much of a bachelor pad, he acknowledged, but it satisfied the budget-minded traveler.

—*Boston Globe*

### Winning's Contagious

A woman at the Patriots' victory parade called in sick a day in advance, saying she had the "New England flu."

—*New York Times*

### New Uniforms?

St. Patrick's Catholic School in Tampa allowed the students to wear Buccaneers merchandise to school instead of their traditional uniforms after the team won Super Bowl XXXVII.

—*Tampa Tribune*

### Imagine if He Waited 20 Years

Rich Gonzalez, a Raiders fan from Valinda, California, swapped a 1989 Harley Davidson motorcycle for two Super Bowl XXXVII tickets. "Hey, this is the Super Bowl. I'm not going to wait another 19 years."

—*San Diego Union-Tribune*

### Looking for Love

A 35-year-old man with two tickets to Super Bowl XXXVII posted an ad on a Bay Area website seeking a "gorgeous young date" to go to the game with him. Within two hours, the man received five offers.

—*San Francisco Chronicle*

### Football in Church

Troubled by a 30-50 percent drop in attendance at the regular Sunday night service on Super Bowl Sunday, Reverend R. William Wyand of Broadfording Brethren Bible Church replaced his pulpit with a big-screen TV and invited folks to watch the Super Bowl from the padded pews. The result? Attendance was back to normal.

—*San Diego Union-Tribune*

## BELLMAN BILL

When 49ers players arrived at their Detroit hotel six days before

Super Bowl XVI, they were greeted by an overzealous bellman who began grabbing their luggage. Many ignored his efforts, virtually shoving him aside. It was several minutes before one of them recognized the fellow in the hotel uniform as their head coach, Bill Walsh, who said, "You've got to have some fun sometimes."

### New England Digs

The New England Patriots became the first team in NFL history to win the Super Bowl and open a new stadium (Gillette Stadium) the following season.

### Is That Seat Being Used?

At the premiere of the *New England Patriots Super Bowl XXXVI Champions* video, so many people packed the movie theater in Boston Common, Patriots Pro Bowl safety Lawyer Milloy was forced to sit in the aisle.

—*Boston Globe*

### Bill Belichick was the Godfather

At St. Mary of the Assumption Church in Brookline, Massachusetts, a baptism originally scheduled for Super Bowl Sunday was moved to another date when the Patriots made the big game.

—*Boston Globe*

### Get There Early

Fans started lining up at City Hall at 2 a.m. the night before the Patriots' Super Bowl [XXXVI] parade.

—*Boston Globe*

### No Room at the Inn

Green Bay hotels reported no vacancies the night of Super Bowl XXXI. "That shocked everybody in the lodging industry, including us," said Mark Kanz of the Green Bay Area Visitor and Convention Bureau. "But if you stop and think about it, anybody who couldn't be in New Orleans figured Green Bay was the next-best place to be."

—*Bay Business Journal*

## SUPER BOWL FACTOIDS

- More people watched Super Bowl XL (141.4 million viewers) than voted in the 2004 Presidential election or went out to celebrate New Year's Eve.
- There are 7.5 million parties on Super Bowl Sunday, with 43.9 million party-goers (*National Retail Federation*)
- 1.5 million TV sets will be sold the week leading up to Super Bowl (*National Retail Federation*)
- Sales of big screen TVs show fivefold increase during Super Bowl week (*National Electronic Dealers Association*)
- Super Bowl is top at-home party event of year, ahead of New Year's Eve (*Hallmark Cards, Inc.*)
- Average number of attendees for a Super Bowl party is 17 (*Hallmark*)
- Super Bowl Sunday is the second-largest day of food consumption behind Thanksgiving (*American Institute of Food Distribution*)
- On Super Bowl Sunday, Americans consume 8 million pounds of guacamole (*California Avocado Commission*)
- Antacid sales increase 20 percent the day after Super Bowl (*7-11 stores*)
- Super Bowl weekend is the slowest weekend for weddings (*multiple sources*)
- Estimated 14,500 tons of chips and 4,000 tons of popcorn are eaten on Super Bowl Sunday (*multiple sources*)

**Police Chase**

Music City 103.3 FM of Nashville told listeners that one of the city's uniformed police officers was carrying two free Super Bowl XXXIV tickets. The station quickly canceled the promotion when residents began speeding after police cruisers and running through traffic to ask officers for the tickets.

—USA Today

**Tie a Yellow Ribbon**

Super Bowl XV at New Orleans was played five days after the release of American hostages from Iran. The Louisiana Superdome was wrapped with a huge yellow ribbon on the day of the game, January 25, 1981, and Raiders and Eagles players had yellow tape on their helmets.

**“I LIKE FOOTBALL AND GOING TO THIS GAME IS ONE OF THE HIGHLIGHTS OF MY YEAR. IT’S IDIOTIC FOR A GROWN-UP MAN TO SAY SO, BUT I LOVE IT.”**

—Andy Rooney, *60 Minutes*

**Delivery Problem Solved**

In 1977, Georgetown University Hospital in Washington, D.C., installed television sets in the labor room of its maternity department to accommodate expectant fathers. The reason: Encourage husbands to get their laboring wives to the hospital on time for delivery and not wait for the completion of the Super Bowl.

**Heaven Sent**

John O'Neill, a corrections officer from Madison [WI], might have been the most photographed object outside the Dome, not counting the Dome itself. O'Neill was dressed in green-and-gold papal raiments—complete with a staff topped with a wedge of cheese and a miter on which he had written, “St. Vince.”

—Milwaukee Journal-Sentinel  
*Super Bowl XXXI, 1997*

**Pass the Salsa**

To honor the Broncos in Super Bowl XXXIII, Leopoldo's Tortillas of Fort Collins, Colorado, produced blue-and-

orange tortillas for the second straight year. “My family is really intense about the Broncos,” said owner Christi Godinez-Gabaldon. They sold more than 2,000 bags of chips the week before the Broncos appeared in Super Bowl XXXII.

—Denver Post

**Long Way From Home**

At 4 a.m. on January 30, 1995, in Tengiz, West Kazakhstan, a group of expatriate Americans gathered in hopeful anticipation. It had been an uncertain wait for this special event, but they had high expectations. And then it happened. The television screen lit up, and the live transmission of Super Bowl XXIX began.

The population of about 3,000 Americans—employees of Chevron and their families—were delighted to receive the transmission of the Super Bowl for the second year in a row. Tengizchevroll, as this Chevron division is known, is stationed at the Tengiz oil field on the Caspian Sea. Their ability to share in this premium American sporting event meant a lot, especially to the homesick football fans.

—The Intelsat Broadcaster

**800 Miles in 44 Minutes**

How do you win 84 Emmys for excellence in film and video making? You don't cut corners, that's for sure! Just ask NFL Films.

In 2000, for its annual production, *The Road to the Super Bowl*, which requires coverage throughout an entire regular season, NFL Films shot 800 miles of film. That was pared down so that the final product of *The Road to the Super Bowl* ran 44 minutes.

If all 800 miles of film were run continuously through a single projector, it would consume 50 days and nights.

**Praise the Lord and Pass the Football**

Hundreds of football fans came to GraceWay church in downtown Augusta,

**Mission to Moscow**

When Secretary of State James Baker went to Moscow on a stopover before continuing on to Israel for a round of Middle East peace talks in January 1992, he carried, in addition to important documents, another packet desired by U.S. Embassy staff members: Super Bowl XXVI videotapes.

Unlike many European countries, Russia did not rebroadcast the game, causing consternation among the small band of Redskins fans at the Embassy. Hopes rose that neighboring Finland would carry the game—prompting some Americans to make plane and hotel reservations—but the Finns did not.

U.S. Ambassador Robert Strauss then contacted Secretary Baker and requested the tapes. Baker was pleased to oblige. In fact, he delayed his departure for Israel to watch the tape along with the staff at the embassy.

Georgia, to watch Super Bowl XXIX on a widescreen TV placed at the altar. During breaks, the congregation watched Christian music videos, and heard music by GraceWay singers and testimonies by audience members. “Where else could these people be—a bar?” asked the Reverend Gene Swinson.

**You Found Those Tickets Where?**

“Super Bowl tickets are a valuable commodity. I understand that...But what I'm having a hard time getting my head around is the fact that I just watched a grown man stick his face—heck, his whole body—into 2,000 pounds of manure packed into the back of a pickup truck for tickets.”

—Bill Goodykoontz, *Arizona Republic*

**We Hope She Didn't Wait 29 Years**

At Super Bowl XXXI in 1997, the Green Bay Packers won their first Super Bowl ring in 29 years. And Lori Lewis got one, too.

“My fiancé, Bruce Atkinson, dropped to his knee in the stands and proposed,” she said. “He said, ‘I said I'd marry you if the Packers got to the Super Bowl. Will you be my wife?’”

“My family and neighbors decorated our house with banners saying, ‘Return to Glory! Bruce proposed to Lori!’” Lewis said. “They sent us bouquets of green and gold carnations arranged with Super Bowl balloons.”

—Associated Press

## SUPER BOWL MISCELLANY

### Who Was He Rooting For?

One of the guests at Super Bowl XXX was Prince Bandar of Saudi Arabia. His entourage required extra security and something else: The prince required a praying room at the stadium. Officials quickly opened a stadium office. No one thought to ask, however, what team he was praying for.

—*Arizona Republic*

### Miracles Do Happen

Super Bowl talk was everywhere Sunday, even at morning Mass at St. Louis Cathedral. The Rev. Frank Montalbano ended the 10 a.m. Mass by noting that New Orleans has not yet sent a team to the big game and asking worshippers to remember the Saints in their prayers.

—*USA Today*

### Lost and Found

When John Madden was coaching the Oakland Raiders in Super Bowl XI at the Rose Bowl, he was so wound up on game day he forgot something: a half-dozen of his players.

“I’d changed the itinerary, the time we were supposed to leave, and I just told the buses to leave,” Madden said. “I got so excited, I just got on the bus and said, ‘Take off.’ We got to the stadium, and I couldn’t find the players. They were afraid because they thought they were late and missed the bus. But I knew I lost them. As a head coach, you can’t go around and say, ‘Hey, I lost six players!’ One of them was John Matuszak, and he was like 6-8, 310 pounds. How the hell do you lose him? You can’t admit it if you’re the head coach. But here I am playing hide-and-go-seek before the damn Super Bowl.”

—*New Orleans Times-Picayune*

### Super Bowl I, World 0


Frank Nitikman, a 61-year-old lawyer from Chicago, turned down an 18-day, all-expenses-paid around-the-world trip for two, estimated at \$18,000, in favor of two tickets to Super Bowl XXXVI. “To pass up the opportunity to go and take someone else—how could I do that?” Nitikman said.

## SECRET PAL

Lea Tibbits, an 81-year-old Slidell [Louisiana] grandmother, said she almost passed out when she received two Super Bowl tickets in the mail. There was no note and Tibbits said she’s not sure who sent them, but she guesses it was one of two professional football players she met while traveling recently in Europe. And she’s not going to work too hard to find the anonymous donor.

“I don’t want them to change their mind,” said Tibbits, who has never been to the Super Bowl. “I’ve got these tickets and I’m really going.”

—*New Orleans Times-Picayune*







NFL ALL-STAR GAME  
SOUTH FLORIDA

---

# Pro Bowl

## PRO BOWL

### PRO BOWL FACTS AND FIGURES

#### COACHING STAFFS

Full-time coaches of the teams that were eliminated in the AFC and NFC Championship Games.

#### PARTICIPANTS

Forty-three man All-Star teams of the American Football Conference and the National Football Conference.

#### NAME OF GAME

NFL Pro Bowl from 1938-1942 and 1951-1970; AFC-NFC Pro Bowl 1971-present. AFL All-Star Game also played from 1962-1970.

#### SITE

Dolphin Stadium, South Florida

#### CAPACITY

74,000

#### DATE

Sunday, January 31, 2010

#### STARTING TIME

7:30 P.M. Local Time (7:30 P.M. ET)

#### HOME TEAM

NFC

#### TELEVISION

Nationally by ESPN

#### RADIO

Nationally by Westwood One

#### PLAYER SHARES

\$45,000 to each member of the winning team; \$22,500 to each member of the losing team. More than \$2 million will be distributed to players and coaches of the competing teams.

#### PRO BOWL TEAM HEADQUARTERS

Marriott Harbor Beach (954-525-4000)

#### PRACTICE SITES

Teams will practice in Fort Lauderdale, Florida, at St. Thomas Aquinas High School and Lockhart Stadium.

### DIGEST OF PLAYING RULES

The game is played under regulation NFL rules with the following exceptions: (1) On offense, no motion or shifting will be used. The offense must have a tight end in all formations and can't have 3 receivers on a side. However, the tight end can be flexed off the line of scrimmage. Intentional grounding will not be called when a quarterback throws the football forward toward the line of scrimmage in an effort to save a loss of yardage. Also, a quarterback can stop the clock deliberately to save time, if, upon receiving the snap from center, he begins a continuous motion and throws the ball forward in the direction of the line of scrimmage. (2) A standard 4-3 defense with even spacing (no gap) must be used. Line slants are permissible, but there will be no other pass rush tactics. All linebackers must line up in a two-point stance, except in goal-line or short-yardage situations when outside linebackers can be in a three-point stance. (3) Pass coverage: (a) Man-for-man with a free safety will be used with no bump and run (except when the ball is inside the opponent's 5-yard line); (b) A three-deep zone with a strong safety rotation only; (c) In a balanced formation, the rotation of the zone can be to either side; (d) 5 or 6 defensive backs are prohibited in all defenses; (e) Blitzing by both outside linebackers from the outside is permissible only in short-yardage situations (third and 2, fourth and 1, etc.) and in goal-line situations (any down inside the 5-yard line). (4) Kicking game: (a) May rush 6 players on a punt block, 3 on each side; (b) may rush 7 players on field goal or conversion blocks (nose tackle and 3 on each side). (5) No side agreements by the coaches are permitted. (6) Violations will be reviewed and disciplinary action taken at the discretion of the Commissioner.

### SUDDEN DEATH

If the score is tied at the end of regulation play, the team scoring first during overtime play shall be the winner. The game is automatically ended upon any score, (safety, field goal, or touchdown).

### SELECTION OF SQUADS

Participants were chosen in voting by the fans plus the head coach and players on each club. Coaches and players vote only for players in their conference and cannot vote for players on their team. The players' vote from each team is a consensus of the entire team, giving each club two equal votes—the head coach's and the players. The consensus ballot of players, coaches, and fans each count one-third in determining the Pro Bowl squads. The selected players with the most votes at their positions are the designated starters. The following positions make up the 43-man roster for each conference: 4 wide receivers; 2 tight ends; 3 offensive tackles; 3 guards; 2 centers; 3 quarterbacks; 3 running backs; 1 fullback; 3 defensive ends; 3 interior linemen; 3 outside linebackers; 2 inside linebackers; 3 cornerbacks; 3 safeties; 1 punter; 1 kicker; 1 kick return specialist; 1 special teamer; and 1 need player to be chosen by the head coach.

**AFC-NFC PRO BOWL AT A GLANCE (1971-2009)**

*NFC leads series 20-19*

Year	Date	Winner	Loser (Share)	Score	Site	Attendance
2009	Feb. 8	NFC (\$45,000)	AFC (\$22,500)	30-21	Honolulu	49,958
2008	Feb. 10	NFC (\$40,000)	AFC (\$20,000)	42-30	Honolulu	50,044
2007	Feb. 10	AFC (\$40,000)	NFC (\$20,000)	31-28	Honolulu	50,410
2006	Feb. 12	NFC (\$40,000)	AFC (\$20,000)	23-17	Honolulu	50,190
2005	Feb. 13	AFC (\$35,000)	NFC (\$17,500)	38-27	Honolulu	50,225
2004	Feb. 8	NFC (\$35,000)	AFC (\$17,500)	55-52	Honolulu	50,127
2003	Feb. 2	AFC (\$30,000)	NFC (\$15,000)	45-20	Honolulu	50,125
2002	Feb. 9	AFC (\$30,000)	NFC (\$15,000)	38-30	Honolulu	50,301
2001	Feb. 4	AFC (\$30,000)	NFC (\$15,000)	38-17	Honolulu	50,128
2000	Feb. 6	NFC (\$25,000)	AFC (\$25,000)	51-31	Honolulu	50,112
1999	Feb. 7	AFC (\$25,000)	NFC (\$12,500)	23-10	Honolulu	50,075
1998	Feb. 1	AFC (\$25,000)	NFC (\$12,500)	29-24	Honolulu	49,995
1997	Feb. 2	AFC (\$20,000)	NFC (\$10,000)	26-23 (OT)	Honolulu	50,031
1996	Feb. 4	NFC (\$20,000)	AFC (\$10,000)	20-13	Honolulu	50,034
1995	Feb. 5	AFC (\$20,000)	NFC (\$10,000)	41-13	Honolulu	49,121
1994	Feb. 6	NFC (\$20,000)	AFC (\$10,000)	17-3	Honolulu	50,026
1993	Feb. 7	AFC (\$10,000)	NFC (\$5,000)	23-20*	Honolulu	50,007
1992	Feb. 2	NFC (\$10,000)	AFC (\$5,000)	21-15	Honolulu	50,209
1991	Feb. 3	AFC (\$10,000)	NFC (\$5,000)	23-21	Honolulu	50,345
1990	Feb. 4	NFC (\$10,000)	AFC (\$5,000)	27-21	Honolulu	50,445
1989	Jan. 29	NFC (\$10,000)	AFC (\$5,000)	34-3	Honolulu	50,113
1988	Feb. 7	AFC (\$10,000)	NFC (\$5,000)	15-6	Honolulu	50,113
1987	Feb. 1	AFC (\$10,000)	NFC (\$5,000)	10-6	Honolulu	50,101
1986	Feb. 2	NFC (\$10,000)	AFC (\$5,000)	28-24	Honolulu	50,101
1985	Jan. 27	AFC (\$10,000)	NFC (\$5,000)	22-14	Honolulu	50,385
1984	Jan. 29	NFC (\$10,000)	AFC (\$5,000)	45-3	Honolulu	50,445
1983	Feb. 6	NFC (\$10,000)	AFC (\$5,000)	20-19	Honolulu	49,883
1982	Jan. 31	AFC (\$5,000)	NFC (\$2,500)	16-13	Honolulu	50,402
1981	Feb. 1	NFC (\$5,000)	AFC (\$2,500)	21-7	Honolulu	50,360
1980	Jan. 27	NFC (\$5,000)	AFC (\$2,500)	37-27	Honolulu	49,800
1979	Jan. 29	NFC (\$5,000)	AFC (\$2,500)	13-7	Los Angeles	46,281
1978	Jan. 23	NFC (\$5,000)	AFC (\$2,500)	14-13	Tampa	51,337
1977	Jan. 17	AFC (\$2,000)	NFC (\$1,500)	24-14	Seattle	64,752
1976	Jan. 26	NFC (\$2,000)	AFC (\$1,500)	23-20	New Orleans	30,546
1975	Jan. 20	NFC (\$2,000)	AFC (\$1,500)	17-10	Miami	26,484
1974	Jan. 20	AFC (\$2,000)	NFC (\$1,500)	15-13	Kansas City	66,918
1973	Jan. 21	AFC (\$2,000)	NFC (\$1,500)	33-28	Dallas	37,091
1972	Jan. 23	AFC (\$2,000)	NFC (\$1,500)	26-13	Los Angeles	53,647
1971	Jan. 24	NFC (\$2,000)	AFC (\$1,500)	27-6	Los Angeles	48,222

**2009**

Aloha Stadium, Honolulu, Hawaii

February 8, 2009, Attendance: 49,958

**NFC 30, AFC 21**—Larry Fitzgerald caught 2 touchdown passes, including the go-ahead score with 4:03 remaining, as the NFC rallied to defeat the AFC. Fitzgerald, who also caught a 46-yard touchdown as the first half expired, was the game's MVP with 5 receptions for 81 yards along with the 2 scores. The AFC marched 96 yards on its first possession, with Peyton Manning completing 6 of 8 passes, capped by his 19-yard scoring toss to Tony Gonzalez. The AFC had a 16-play drive in the second quarter, but on fourth-and-goal from the NFC's 1-yard line, Manning's pass for Brandon Marshall was incomplete. After a punt, Kerry Collins needed just 49 seconds to drive 52 yards, and his 9-yard touchdown pass to Owen Daniels gave the AFC a 14-3 lead with 28 seconds left in the half. However, Drew Brees lofted a long pass as the half expired. Fitzgerald caught the ball despite Cortland Finnegan's defense, and his touchdown trimmed the deficit to 14-10. Late in the third quarter, Jared Allen sacked Collins, forced him to fumble, and recovered the ball. On the next play, Adrian Peterson scored on a 10-yard run for a 17-14 NFC lead. Early in the fourth quarter, Jay Cutler engineered a 13-play, 89-yard drive, highlighted by a 13-yard pass to Reggie Wayne on third-and-8, and capped by Le'Ron McClain's 5-yard run with 6:59 remaining for a 21-17 AFC lead. Clifton Smith returned the ensuing kickoff 55 yards, and Eli Manning completed a 24-yard pass to Anquan Boldin. On third-and-goal from the AFC's 2, Manning found Fitzgerald for a 24-21 lead. Julius Peppers' interception set up John Carney's 48-yard field goal with 2:06 to play. After four consecutive incomplete passes by Cutler, the 44-year-old Carney, the oldest player in Pro Bowl history, tacked on a 26-yard field goal with 32 seconds left to clinch the victory. Brees was 11 of 19 for 142 yards and 1 touchdown, and Eli Manning was 8 of 14 for 111 yards and 1 touch-

down, with 1 interception. Peterson led the NFC with 48 rushing yards, and Steve Smith had 6 receptions for 89 yards. Peyton Manning was 12 of 17 for 151 yards and 1 touchdown, while Collins was 10 of 15 for 108 yards and 1 touchdown, with 1 interception. Eli and Peyton Manning were the first quarterback brothers to play against each other in the Pro Bowl. Gonzalez had 6 catches for 98 yards.

NFC (30)	Offense	AFC (21)
Anquan Boldin (Arizona)	WR	Andre Johnson (Houston)
Flozell Adams (Dallas)	LT	Joe Thomas (Cleveland)
Steve Hutchinson (Minnesota)	LG	Alan Faneca (Pittsburgh)
Andre Gurode (Dallas)	C	Nick Mangold (N.Y. Jets)
Chris Snee (N.Y. Giants)	RG	Kris Dielman (San Diego)
Jordan Gross (Carolina)	RT	Michael Roos (Tennessee)
Jason Witten (Dallas)	TE	Tony Gonzalez (Kansas City)
Larry Fitzgerald (Arizona)	WR	Brandon Marshall (Denver)
Kurt Warner (Arizona)	QB	Peyton Manning (Indianapolis)
Mike Sellers (Washington)	FB	Le'Ron McClain (Baltimore)
Adrian Peterson (Minnesota)	RB	Thomas Jones (N.Y. Jets)
	Defense	
Julius Peppers (Carolina)	DE	Mario Williams (Houston)
Kevin Williams (Minnesota)	UT	Albert Haynesworth (Tennessee)
Jay Ratliff (Dallas)	NT	Kris Jenkins (N.Y. Jets)

Justin Tuck (N.Y. Giants)	DE	Dwight Freeney (Indianapolis)
DeMarcus Ware (Dallas)	SLB	Joey Porter (Miami)
Patrick Willis (San Francisco)	MLB	Ray Lewis (Baltimore)
Lance Briggs (Chicago)	WLB	James Harrison (Pittsburgh)
Ronde Barber (Tampa Bay)	CB	Nnamdi Asomugha (Oakland)
Antoine Winfield (Minnesota)	CB	Cortland Finnegan (Tennessee)
Nick Collins (Green Bay)	FS	Chris Hope (Tennessee)
Adrian Wilson (Arizona)	SS	Troy Polamalu (Pittsburgh)

**SUBSTITUTIONS**

**NFC**—Specialists: K—John Carney (N.Y. Giants). P—Jeff Feagles (N.Y. Giants). KR—Clifton Smith (Tampa Bay). LS—Zak DeOssie (N.Y. Giants). ST—Sean Morey (Arizona). Offense: QB—Drew Brees (New Orleans), Eli Manning (N.Y. Giants). RB—Clinton Portis (Washington), Michael Turner (Atlanta). WR—Steve Smith (Carolina), Roddy White (Atlanta). TE—Chris Cooley (Washington). G—Davin Joseph (Tampa Bay). T—Jammal Brown (New Orleans). C—Shaun O'Hara (N.Y. Giants). Defense: DL—Pat Williams (Minnesota). DE—Jared Allen (Minnesota). LB—Jon Beason (Carolina), Julian Peterson (Seattle). CB—Al Harris (Green Bay). S—Brian Dawkins (Philadelphia). Not Active: G—Leonard Davis (Dallas). T—Walter Jones (Seattle), Chris Samuels (Washington). LB—Derrick Brooks (Tampa Bay). CB—Asante Samuel (Philadelphia), Charles Woodson (Green Bay).

**AFC**—Specialists: K—Stephen Gostkowski (New England). P—Shane Lechler (Oakland). KR—Leon Washington (N.Y. Jets). LS—Ryan Pontbriand (Cleveland).

# PRO BOWL

ST—Brendon Ayanbadejo (Baltimore). Offense: QB—Kerry Collins (Tennessee), Jay Cutler (Denver). RB—Ronnie Brown (Miami), Marshawn Lynch (Buffalo). WR—Reggie Wayne (Indianapolis), Wes Welker (New England). TE—Owen Daniels (Houston). G—Brian Waters (Kansas City). T—Jake Long (Miami). C—Casey Wiegmann (Denver). Defense: DL—Shaun Rogers (Cleveland). DE—Robert Mathis (Indianapolis). LB—James Farrior (Pittsburgh), Terrell Suggs (Baltimore). CB—Darrelle Revis (N.Y. Jets). S—Michael Griffin (Tennessee). Not Active: QB—Brett Favre (N.Y. Jets). RB—Chris Johnson (Tennessee). TE—Antonio Gates (San Diego). T—Jason Peters (Buffalo). C—Kevin Mawae (Tennessee). S—Ed Reed (Baltimore).

## HEAD COACHES

**AFC**—John Harbaugh (Baltimore)  
**NFC**—Andy Reid (Philadelphia)

## OFFICIALS

**Referee**—Scott Green. Umpire—Jim Quick. Side Judge—Rick Patterson. Field Judge—Boris Cheek. Head Linesman—Paul Weidner. Back Judge—Bob Waggoner. Line Judge—Gary Arthur.

## SCORING

<b>NFC</b>	0	10	7	13	—	30
<b>AFC</b>	7	7	0	7	—	21
AFC	— Gonzalez 19 pass from P. Manning (Gostkowski kick)					
NFC	— FG Carney 37					
AFC	— Daniels 9 pass from Collins (Gostkowski kick)					
NFC	— Fitzgerald 46 pass from Brees (Carney kick)					
NFC	— Peterson 10 run (Carney kick)					
AFC	— McClain 5 run (Gostkowski kick)					
NFC	— Fitzgerald 2 pass from E. Manning (Carney kick)					
NFC	— FG Carney 48					
NFC	— FG Carney 26					

## TEAM STATISTICS

	<b>NFC</b>	<b>AFC</b>
Total First Downs	16	26
Rushing	2	8
Passing	12	18
Penalty	2	0
Total Net Yardage	309	415
Total Offensive Plays	57	77
Avg. Gain Per Offensive Play	5.4	5.4
Rushes	19	26
Yards Gained Rushing (Net)	77	136
Avg. Yards per Rush	4.1	5.2
Passes Attempted	35	47
Passes Completed	20	29
Had Intercepted	1	2
Tackled Attempting to Pass	3	4
Yards Lost Attempting to Pass	29	28
Yards Gained Passing (Net)	232	279
Punts	4	3
Avg. Distance	48.5	48.7
Punt Returns	2	2
Punt Return Yardage	28	2
Kickoff Returns	3	5
Kickoff Return Yardage	128	76
Interception Return Yardage	31	0
Total Return Yardage (KO excluded)	59	2
Fumbles	3	2
Fumbles Lost	1	1
Own Fumbles Recovered	2	1
Opponent Fumbles Recovered	1	1
Penalties	3	4
Yards Penalized	15	30
Field Goals	3	0
Field Goals Attempted	3	0
Third-Down Efficiency	6/14	6/12
Fourth-Down Efficiency	0/1	1/3
Time of Possession	23:46	36:14

## INDIVIDUAL STATISTICS

**RUSHING:** NFC: Peterson 8-48-1, Portis 5-18-0, White 1-7-0, Turner 2-4-0, Sellers 1-1-0, E. Manning 2-(-1)-0. AFC: Lynch 6-48-0, Brown 7-41-0, Washington 2-22-0,

Jones 6-21-0, McClain 3-5-1, Collins 1-0-0, Cutler 1-(-1)-0.

**PASSING:** NFC: Brees 19-11-142-1-0, E. Manning 14-8-111-1-1, Warner 2-1-8-0-0. AFC: P. Manning 17-12-151-1-0, Collins 15-10-108-1-1, Cutler 15-7-48-0-1, Brown 0-0-0-0.

**RECEIVING:** NFC: S. Smith 6-89-0, Fitzgerald 5-81-2, Boldin 2-27-0, Peterson 2-15-0, Portis 2-8-0, White 1-26-0, Witten 1-8-0, Sellers 1-7-0. AFC: Gonzalez 6-98-1, Marshall 5-44-0, Wayne 4-45-0, Brown 4-27-0, Welker 3-23-0, Daniels 2-30-1, Johnson 2-29-0, Washington 1-6-0, Jones 1-3-0, Lynch 1-2-0.

**KICKOFF RETURNS:** NFC: C. Smith 3-128-0. AFC: Washington 4-65-0, Griffin 1-11-0.

**PUNT RETURNS:** NFC: C. Smith 2-28-0. AFC: Washington 2-2-0.

**PUNTING:** NFC: Feagles 4-194-48.5. AFC: Lechler 3-146-48.7.

**INTERCEPTIONS:** NFC: Winfield 1-19-0, Peppers 1-12-0. AFC: Revis 1-0-0.

**SACKS:** NFC: Tuck 2, Allen 1, Peppers 1. AFC: Mathis 2, Freeney 1.

## 2008

Aloha Stadium, Honolulu, Hawaii  
 February 10, 2008, Attendance: 50,044

**NFC 42, AFC 30**—Adrian Peterson rushed for 129 yards and 2 touchdowns as the NFC rallied to victory. Peterson became only the second rookie to win the Pro Bowl MVP award, joining Marshall Faulk. The NFC out-gained the AFC 458-326 in total yards, but Antonio Cromartie helped keep the AFC in the game with 2 interceptions for 77 yards. The AFC scored on its first five possessions, including three touchdowns. The third touchdown was set up by Cromartie's 56-yard interception return and capped by Ben Roethlisberger's 1-yard touchdown pass to T.J. Houshmandzadeh for a 24-7 lead with 12:08 remaining in the second quarter. On the next drive, Tony Romo's 34-yard pass to Terrell Owens on fourth-and-13 seemed to change the momentum, and the pair hooked up for a 6-yard touchdown three plays later to pull within 24-14. Peterson's 39-yard run set up Matt Hasselbeck's 17-yard touchdown pass to Chris Cooley with 28 seconds left in the half to pull the NFC to within six points at 27-21. On the opening drive of the second half, Hasselbeck completed a 17-yard pass to Torry Holt on fourth-and-2, and Peterson scored on a 17-yard run on the next play for a 28-27 lead. The AFC responded with Rob Bironas' third field goal, but late in the third quarter Owens caught a 27-yard pass from former teammate Jeff Garcia, and the duo connected on a 6-yard touchdown for a 35-30 NFC lead with 12:29 remaining. The AFC drove to the NFC's 27, but Derek Anderson threw four consecutive incomplete passes. Garcia completed a 16-yard pass to Donald Driver on the ensuing 9-play, 73-yard drive, capped by Peterson's 6-yard touchdown run with 2:43 to play for a 42-30 lead. Darren Sharper intercepted Anderson's long pass for a touchback with 20 seconds left to seal the victory. Romo was 9 of 16 for 87 yards and 2 touchdowns, with 1 interception. Hasselbeck was 7 of 9 for 78 yards and 1 touchdown, and Garcia was 8 of 10 for 117 yards and 1 touchdown, with 1 interception. Owens had 8 receptions for 101 yards. Peyton Manning was 11 of 16 for 147 yards and 1 touchdown. Roethlisberger was 5 of 9 for 42 yards, and Anderson was 10 of 26 for 103 yards, with 1 interception.

<b>AFC</b>	17	10	3	0	—	30
<b>NFC</b>	7	14	7	14	—	42
AFC	— Neal 1 run (Bironas kick)					
NFC	— Fitzgerald 6 pass from Romo (Folk kick)					
AFC	— Houshmandzadeh 16 pass from P. Manning (Bironas kick)					
AFC	— FG Bironas 33					
AFC	— Houshmandzadeh 1 pass from Roethlisberger (Bironas kick)					
NFC	— Owens 6 pass from Romo (Folk kick)					
AFC	— FG Bironas 48					
NFC	— Cooley 17 pass from Hasselbeck (Folk kick)					
NFC	— Peterson 17 run (Folk kick)					
AFC	— FG Bironas 28					
NFC	— Owens 6 pass from Garcia (Folk kick)					
NFC	— Peterson 6 run (Folk kick)					

## 2007

Aloha Stadium, Honolulu, Hawaii  
 February 10, 2007, Attendance: 50,410

**AFC 31, NFC 28**—The NFC scored two touchdowns within 66 seconds to tie the score with 1:48 remaining, but Nate Kaeding made a 21-yard field goal with no time left as the AFC held off the NFC. With the score 7-7, Adalius Thomas recovered Marc Bulger's fumble and returned it 70 yards for a touchdown to give the AFC a 14-7 lead with 7:42 remaining in the first half. The NFC responded with Frank Gore's 1-yard touchdown run to tie the game. To open the second half, LaDainian Tomlinson ran six times on a nine-play drive, capped by Tomlinson's 3-yard scoring run, to give the AFC a 21-14 lead. Antonio Pierce intercepted a pass at the NFC 6-yard line to stop a drive late in the third quarter, but on the AFC's next possession, Carson Palmer completed a 42-yard touchdown pass to teammate Chad Ochocinco to give the AFC a 28-14 lead. The NFC drove into the AFC red zone on its next two possessions, but Derrick Burgess' fourth-down sack ended one drive and Tony Romo was stopped for no gain on fourth-and-goal from the 1-yard line on the second possession with 5:00 left. However, Vince Young fumbled three plays later and Sean Taylor recovered at the AFC 11-yard line. Four plays later, on fourth-and-3, Steven Jackson scored on a 4-yard run with 2:54 left. A bad snap on the extra-point attempt, however, forced holder Romo to throw an incomplete pass, leaving the NFC trailing by eight points. The NFC then attempted an onside kick and Ronde Barber recovered. Four plays later, Romo fired a 47-yard touchdown pass to Anquan Boldin, and a 2-point conversion pass to Steve Smith, to tie the game with 1:48 to play. After Palmer converted a fourth-and-1 with a sneak, he attempted a deep pass for Ochocinco. Defensive pass interference was called when Adrian Wilson, mistakenly thinking the ball had been tipped, hit Ochocinco before the ball arrived, and the AFC got the ball at the NFC 2-yard line. Kaeding made the 21-yard field goal as time expired. Palmer, who was selected the game's outstanding player, was 8 of 17 for 190 yards and 2 touchdowns to lead the AFC. Reggie Wayne had 6 receptions for 137 yards. Ed Reed had 2 interceptions. Romo was 11 of 19 for 156 yards and 1 touchdown, with 1 interception, and Bulger was 8 of 15 for 133 yards.

<b>NFC</b>	0	14	0	14	—	28
<b>AFC</b>	0	14	7	10	—	31
NFC	— T. Barber 1 run (Gould kick)					
AFC	— Wayne 72 pass from Palmer (Kaeding kick)					
AFC	— A. Thomas 70 fumble return (Kaeding kick)					
NFC	— Gore 1 run (Gould kick)					
AFC	— Tomlinson 3 run (Kaeding kick)					
AFC	— Ochocinco 42 pass from Palmer (Kaeding kick)					
NFC	— S. Jackson 4 run (pass failed)					
NFC	— Boldin 47 pass from Romo (S. Smith pass from Romo)					
AFC	— FG Kaeding 21					

## 2006

Aloha Stadium, Honolulu, Hawaii  
 February 12, 2006, Attendance: 50,190

**NFC 23, AFC 17**—Derrick Brooks returned an interception 59 yards for a touchdown, and Neil Rackers added 3 field goals, as the NFC held off the AFC. The series is now tied 18-18. The defenses dominated, as the game featured 7 sacks and 10 turnovers. John Lynch's interception and 40-yard return to the NFC 45-yard line set up Peyton Manning's 16-yard touchdown pass to Chris Chambers. With the ball at midfield and holding a 10-3 lead and 48 seconds left in the half, Manning was intercepted for the third time. Roy Williams picked off the pass at the NFC 12, ran 11 yards, handed off to DeAngelo Hall, who raced 57 yards to the AFC 20-yard line. Three plays later, Michael Vick completed a 14-yard touchdown pass to Alge Crumpler to tie the game with two seconds left in the half. In the middle of the third quarter, Brooks intercepted Trent Green's short pass intended for Antonio Gates and returned it 59 yards for a touchdown. Champ Bailey



recovered Santana Moss' fumble to spark a 10-play, 68-yard drive capped by Green's 1-yard run to tie the game 17-17 with 12:47 to play. Matt Hasselbeck engineered a 13-play, 59-yard drive on the ensuing possession to set up Rackers' 22-yard field goal for a 20-17 lead with 6:29 to play. Jeremiah Trotter recovered Steve McNair's fumbled snap at the AFC 18-yard line with 3:42 to play, and Rackers added a 20-yard field goal with 1:10 remaining. The AFC reached the NFC 49-yard line with 29 seconds left, but McNair threw 3 consecutive incompletions and Michael Strahan ended the game with a sack. Brooks was selected the game's outstanding player.

<b>AFC</b>	7	3	0	7	—	17
<b>NFC</b>	0	10	7	6	—	23
AFC	— Chambers 16 pass from Manning (Graham kick)					
NFC	— FG Rackers 32					
AFC	— FG Graham 31					
NFC	— Crumpler 14 pass from Vick (Rackers kick)					
NFC	— D. Brooks 59 interception return (Rackers kick)					
AFC	— T. Green 1 run (Graham kick)					
NFC	— FG Rackers 22					
NFC	— FG Rackers 20					

**2005**

Aloha Stadium, Honolulu, Hawaii  
February 13, 2005, Attendance: 50,225

**AFC 38, NFC 27**—Peyton Manning passed for 130 yards and 3 touchdowns as the AFC won for the fourth time in five years. The NFC outgained the AFC 492-343, but committed 3 turnovers and allowed an outside kick for a touchdown. David Akers missed a 43-yard field goal in the first quarter, and the AFC responded with touchdowns on its next four possessions. Manning completed 3 touchdown passes in the stretch, and Hines Ward registered the first outside kick returned for a touchdown in Pro Bowl history. Manning's final scoring pass, a 12-yard toss to Antonio Gates, was set up by Takeo Spikes' interception near midfield, to take a 28-7 lead with 5:50 left in the half. Michael Vick began the second half for the NFC, and engineered a 73-yard drive, capped by Torry Holt's 27-yard touchdown catch. Lito Sheppard intercepted Tom Brady's pass four plays later, and Vick culminated a 69-yard drive with a 3-yard run to cut the deficit to 28-24 with 3:53 left in the third quarter. An exchange of field goals made the score 31-27 with 9:04 remaining, but Drew Brees connected on a 33-yard pass to Gates on a flea-flicker, and LaDainian Tomlinson scored on third-and-goal from the NFC's 4 with 5:15 to play. Nate Clements' interception of Vick's pass with 2:00 remaining clinched the victory. Manning was 6 of 10 for 130 yards and 3 touchdowns to earn the game's most valuable player award. Brady was 4 of 9 for 48 yards, with 1 interception, and Brees was 2 of 2 for 58 yards. Donovan McNabb was 1 of 8 for 24 yards, with 1 interception. Daunte Culpepper was 9 of 15 for 124 yards, with 1 interception. Vick was 14 of 24 for 205 yards and 1 touchdown, with 1 interception, and became the first player to pass and run for a touchdown in the same Pro Bowl game.

<b>NFC</b>	0	10	14	3	—	27
<b>AFC</b>	14	14	0	10	—	38
AFC	— Harrison 62 pass from Manning (Vinatieri kick)					
AFC	— Ward 41 pass from Manning (Vinatieri kick)					
NFC	— Westbrook 12 run (Akers kick)					
AFC	— Ward 39 kickoff return (Vinatieri kick)					
AFC	— Gates 12 pass from Manning (Vinatieri kick)					
NFC	— FG Akers 33					
NFC	— Holt 27 pass from Vick (Akers kick)					
NFC	— Vick 3 run (Akers kick)					
AFC	— FG Vinatieri 44					
NFC	— FG Akers 29					
AFC	— Tomlinson 4 run (Vinatieri kick)					

**2004**

Aloha Stadium, Honolulu, Hawaii  
February 8, 2004, Attendance: 50,127

**NFC 55, AFC 52**—Marc Bulger passed for a Pro Bowl-record 4 touchdowns as the NFC rallied from a 25-point deficit to win the highest scoring game in Pro Bowl history. The AFC set a record with 626 yards, but committed 6 turnovers which led to 35 points. Steve McNair

fired a 90-yard touchdown pass to Chad Ochocinco on the AFC's first play, and Ed Reed blocked Todd Sauerbrun's punt and returned it 23 yards for a touchdown for a 14-0 lead 3:58 into the game. The AFC led 17-13 in the second quarter when Peyton Manning fired a 50-yard touchdown pass to Marvin Harrison, and his 9-yard scoring pass to Tony Gonzalez on the next possession gave the AFC a 31-13 lead. Jamal Lewis' 22-yard touchdown run gave the AFC a 38-13 lead with 11:08 left in the third quarter. The comeback started when Trent Green fumbled and Leonard Little recovered. Bulger completed a 12-yard touchdown pass to Torry Holt two plays later with 8:08 left in the third quarter. Two plays later, Derrick Mason fumbled and Jerry Azumah returned it 36 yards to the AFC's 7 to set up Bulger's 2-yard touchdown toss to Keenan McCardell. But following an exchange of punts, Green completed a 23-yard touchdown pass to Clinton Portis to give the AFC a 45-27 lead with 13:14 left. The NFC scored 28 points in the next 9:42, set up by Azumah's 60-yard kickoff return. Champ Bailey's interception of a pass by Harrison, and interception returns by Dre' Bly, 32 yards for a touchdown, and Corey Chavous, 39 yards to set up Shaun Alexander's 2-yard touchdown run with 3:32 left, for a 55-45 NFC lead. Manning's 10-yard touchdown pass to Hines Ward with 1:54 left pulled the AFC within three points, and Bulger was intercepted by Brock Marion on fourth-and-10 from the AFC's 28-yard line with 1:15 left. The AFC drove to the NFC 21, but Kris Jenkins sacked Manning for a 12-yard loss, forcing Vanderjagt, who was 37-for-37 on the season but missed from 52 yards just before halftime, to attempt a 51-yard field goal as time expired. But the kick sailed wide right and the NFC prevailed. Bulger was 12 of 21 for 152 yards and 4 touchdowns, with 1 interception, and was selected as the player of the game. Holt had 7 receptions for 128 yards. Manning was 22 of 41 for 342 yards and 3 touchdowns, with 2 interceptions. Mason had 6 catches for 113 yards, and Ochocinco had 5 receptions for 156 yards.

<b>AFC</b>	17	14	7	14	—	52
<b>NFC</b>	10	3	14	28	—	55
AFC	— Ochocinco 90 pass from McNair (Vanderjagt kick)					
AFC	— Reed 23 return of blocked punt (Vanderjagt kick)					
NFC	— Alexander 12 run (Wilkins kick)					
NFC	— FG Wilkins 28					
AFC	— FG Vanderjagt 27					
NFC	— FG Wilkins 38					
AFC	— Harrison 50 pass from Manning (Vanderjagt kick)					
AFC	— Gonzalez 9 pass from Manning (Vanderjagt kick)					
AFC	— J. Lewis 22 run (Vanderjagt kick)					
NFC	— Holt 12 pass from Bulger (Wilkins kick)					
NFC	— McCardell 2 pass from Bulger (Wilkins kick)					
AFC	— Portis 23 pass from Green (Vanderjagt kick)					
NFC	— Crumpler 33 pass from Bulger (Wilkins kick)					
NFC	— Alexander 5 pass from Bulger (pass failed)					
NFC	— Bly 32 interception return (Green run)					
NFC	— Alexander 2 run (Wilkins kick)					
AFC	— Ward 10 pass from Manning (Vanderjagt kick)					

**2003**

Aloha Stadium, Honolulu, Hawaii  
February 2, 2003—Attendance: 50,125

**AFC 45, NFC 20**—Ricky Williams rushed for a game-high 56 yards, scored 2 touchdowns, and forced a fumble on special teams to earn player of the game honors. The AFC, which led by as many as 39 points, won for the third consecutive time. Jason Taylor's interception three plays into the game set up Williams' first touchdown run, and Rich Gannon's 11-yard touchdown pass to Tony Gonzalez capped a 71-yard drive on the AFC's next possession to take a 14-3 lead. Rod Woodson's interception early in the second quarter led to Gannon's 13-yard touchdown pass to Travis Henry, and Williams capped another 71-yard drive with a 1-yard run with 47 seconds left in the half to give the AFC a 28-6 lead. Brad Johnson entered the game in the fourth quarter, and Ty Law intercepted a pass and returned it 43 yards for a touchdown on his first possession, and Sam Madison intercepted Johnson during his second drive to set up Peyton Manning's 32-yard touchdown pass to Hines Ward, which gave the AFC a 45-6 lead with 7:31 left.

Johnson guided the NFC to touchdowns on its next two possessions, with the help of Julian Peterson's outside kick recovery, for the game's final points. All three AFC quarterbacks passed for at least 100 yards, led by Drew Bledsoe's 9 of 18 for 122-yard performance. Gonzalez had 5 receptions for 98 yards to lead all receivers. The AFC's defense had 6 interceptions, 3 of which were thrown by NFC starter Jeff Garcia.

<b>NFC</b>	3	3	0	14	—	20
<b>AFC</b>	14	14	3	14	—	45
AFC	— R. Williams 1 run (Vinatieri kick)					
NFC	— FG Akers 45					
AFC	— Gonzalez 11 pass from Gannon (Vinatieri kick)					
AFC	— Henry 13 pass from Gannon (Vinatieri kick)					
NFC	— FG Akers 53					
AFC	— R. Williams 1 run (Vinatieri kick)					
AFC	— FG Vinatieri 20					
AFC	— Law 43 interception return (Vinatieri kick)					
AFC	— Ward 32 pass from Manning (Vinatieri kick)					
NFC	— Horn 12 pass from B. Johnson (Akers kick)					
NFC	— Alstott 4 pass from B. Johnson (Akers kick)					

**2002**

Aloha Stadium, Honolulu, Hawaii  
February 9, 2002—Attendance: 50,301

**AFC 38, NFC 30**—at Aloha Stadium, attendance 50,301. Rich Gannon passed for 137 yards and 2 touchdowns to become the first player to earn back-to-back Pro Bowl player of the game honors. The game had an inauspicious beginning for Gannon, who fumbled the game's first snap. Hugh Douglas recovered the fumble and returned the ball to the AFC's 2-yard line to set up Ahman Green's touchdown 27 seconds into the game. After a three-and-out series, Kurt Warner's 23-yard pass to David Boston set up David Akers' 29-yard field goal to give the NFC a 10-0 lead. Gannon responded two plays later with a 55-yard touchdown pass to Marvin Harrison. Deltha O'Neal's 24-yard interception return to the NFC's 6-yard line moments later set up Curtis Martin's 4-yard touchdown run and gave the AFC a 14-10 lead. After the NFC went three-and-out, the AFC needed just five plays, keyed by Gannon's 30-yard pass to Troy Brown, and capped by Priest Holmes' 39-yard touchdown run to give the AFC its third touchdown in less than six minutes and a 21-10 lead. A 10-play NFC drive led to Akers' second field goal, but Jermaine Lewis' 54-yard kickoff return set up Gannon's 18-yard touchdown pass to Ken Dilger and gave the AFC a 28-10 lead with 12:03 left in the first half. The NFC overcame Shane Lechler's Pro Bowl-record 73-yard punt with Akers' 49-yard field goal just before halftime to cut the deficit to 28-16. Junior Seau's interception at the AFC's 5-yard line early in the fourth quarter thwarted one NFC rally, but Champ Bailey's interception led to Donovan McNabb's 8-yard touchdown pass to Terrell Owens to cut the deficit to 28-23 with 8:12 left. Runs of 29 and 16 yards by Corey Dillon led to Jason Elam's 38-yard field goal and, two plays later, Ty Law intercepted McNabb at the NFC 44-yard line, returned the ball to the NFC 13 before lateralling to Ray Lewis, who dragged three plays into the end zone for a 38-23 lead with 2:49 remaining. McNabb's 15-yard touchdown pass to Garrison Hearst with 1:32 left cut the deficit to 38-30, but Rod Woodson recovered the ensuing outside kick to clinch the victory. Gannon was 8 of 10 for 137 yards and 2 touchdowns. McNabb was 12 of 25 for 149 yards and 2 touchdowns, with 2 interceptions, to lead the NFC. Owens had 8 receptions for 122 yards and 1 touchdown.

<b>AFC</b>	21	7	0	10	—	38
<b>NFC</b>	13	3	0	14	—	30
NFC	— Green 2 run (Akers kick)					
NFC	— FG Akers 29					
AFC	— Harrison 55 pass from Gannon (Elam kick)					
AFC	— Martin 4 run (Elam kick)					
AFC	— Holmes 39 run (Elam kick)					
NFC	— FG Akers 41					
AFC	— Dilger 18 pass from Gannon (Elam kick)					
NFC	— FG Akers 49					
NFC	— Owens 8 pass from McNabb (Akers kick)					
AFC	— FG Elam 38					
AFC	— R. Lewis 13 lateral from Law (Elam kick)					
NFC	— Hearst 15 pass from McNabb (Akers kick)					

# PRO BOWL

## 2001

Aloha Stadium, Honolulu, Hawaii

February 4, 2001—Attendance: 50,128

**AFC 38, NFC 17**—Rich Gannon completed 12 of 14 passes for 160 yards during the game's first two possessions to win player of the game honors and lead the AFC to victory. Gannon's touchdown passes capped 87- and 90-yard drives and staked the AFC to a 14-0 lead. Gannon, who was still recovering from a separated non-throwing shoulder suffered in the AFC Championship Game, was replaced by Peyton Manning. The Colts' quarterback engineered a scoring drive, capped by Matt Stover's field goal, to give the AFC a 17-0 lead early in the second quarter. At that point, the AFC had 14 first downs and 231 yards of offense while limiting the NFC to no first downs and 6 yards. Jimmy Smith caught a 2-yard touchdown pass 54 seconds before halftime to give the AFC a 24-3 lead. Third-quarter touchdown passes by Donovan McNabb and Daunte Culpepper trimmed the AFC's lead to 31-17, but Jason Taylor batted down Culpepper's fourth-and-1 pass early in the fourth quarter, and Edgerrin James's 20-yard touchdown run a few plays later iced the game. The NFC attempted a Pro Bowl record 56 pass attempts, and the two teams combined for a Pro Bowl record 98 pass attempts. Tony Gonzalez had 6 receptions for 108 yards, all in the first half, for the AFC. Torry Holt had 7 receptions for 103 yards. Smith's touchdown reception gives him 5 for his career, an AFC-NFC Pro Bowl record.

<b>NFC</b>	0	3	14	0	—	17
<b>AFC</b>	14	10	7	7	—	38

AFC — Gonzalez 8 pass from Gannon (Stover kick)  
 AFC — Harrison 16 pass from Gannon (Stover kick)  
 AFC — FG Stover 29

NFC — FG Gramatica 48  
 AFC — J. Smith 2 pass from Manning (Stover kick)  
 NFC — Owens 17 pass from McNabb (Gramatica kick)

AFC — Harrison 24 pass from Manning (Stover kick)  
 NFC — Holt 20 pass from Culpepper (Gramatica kick)

AFC — James 20 run (Stover kick)

## 2000

Aloha Stadium, Honolulu, Hawaii

February 6, 2000—Attendance: 50,112

**NFC 51, AFC 31**—Randy Moss earned player-of-the-game honors by setting records with 9 receptions for 212 yards as the NFC defeated the AFC in the highest-scoring Pro Bowl ever. Aeneas Williams intercepted Peyton Manning's pass and raced 62 yards down the left sideline to give the NFC an early 7-0 lead. Kurt Warner's 48-yard pass to Moss on the NFC's first possession set up Jason Hanson's first field goal. Mike Alstott and Jimmy Smith each scored twice in the first half, and Michael Bates's 66-yard kickoff return led to Hanson's Pro Bowl-record tying 51-yard field goal as the half expired to give the NFC a 27-21 lead. Alstott's third touchdown increased the NFC's lead to 37-21, and Derrick Brooks's interception of Mark Brunell and 20-yard return staked the NFC to a 44-24 lead with 11:12 left. The AFC responded with Manning's 52-yard touchdown pass to Smith with 6:30 remaining, but Steve Beuerlein found Moss with a 25-yard scoring pass with 1:05 left to finish the scoring. Warner led the three NFC quarterbacks by completing 8 of 11 passes for 123 yards. Alstott led all rushers with 13 carries for 67 yards. The NFC forced 6 turnovers. Manning was 17 of 23 for 270 yards and 2 touchdowns, with 2 interceptions. Smith had 8 receptions for 119 yards. The previous record, 64 points, was set in 1980.

<b>AFC</b>	7	14	0	10	—	31
<b>NFC</b>	10	17	10	14	—	51

NFC — A. Williams 62 interception return (Hanson kick)  
 NFC — FG Hanson 21

AFC — J. Smith 5 pass from Brunell (Mare kick)  
 NFC — Alstott 1 run (Hanson kick)  
 AFC — Gonzalez 10 pass from Gannon (Mare kick)

NFC — Alstott 3 run (Hanson kick)  
 AFC — J. Smith 21 pass from Manning (Mare kick)  
 NFC — FG Hanson 51

NFC — Alstott 1 run (Hanson kick)  
 NFC — FG Hanson 23

AFC — FG Mare 33

NFC — Brooks 20 interception return (Hanson kick)

AFC — J. Smith 52 pass from Manning (Mare kick)

NFC — Moss 25 pass from Beuerlein (Hanson kick)

## 1999

Aloha Stadium, Honolulu, Hawaii

February 7, 1999—Attendance: 50,075

**AFC 23, NFC 10**—John Elway, appearing in uniform on a football field for the final time, drove the AFC to its initial touchdown and then watched a strong defensive effort as the AFC won the Pro Bowl for the third consecutive season. Elway capped a game-opening 61-yard drive with a touchdown pass to Sam Gash. The AFC led 10-3 late in the first half when Deion Sanders intercepted a Vinny Testaverde pass at the NFC's 10 and raced downfield, only to be caught by Ed McCaffrey at the AFC 3-yard line as the half expired. The NFC drove into AFC territory early in the second half, but Ty Law thwarted the NFC's spirits with a 67-yard interception return for a touchdown to give the AFC a 17-3 lead with 9:42 left in the third quarter. The NFC reached the end zone three minutes later as Emmitt Smith scored, but the AFC responded with a field goal on its ensuing possession. Jason Elam's third field goal with 1:02 remaining finished the scoring. Elway played just one drive and was 4 of 5 for 55 yards and 1 touchdown. Keyshawn Johnson had 7 catches for 87 yards and shared player-of-the-game honors with Law. Chandler completed 9 of 25 passes for 133 yards en route to leading the NFC to its only touchdown. Randy Moss had 7 catches for 108 yards.

<b>NFC</b>	3	0	7	0	—	10
<b>AFC</b>	7	3	10	3	—	23

AFC — Gash 3 pass from Elway (Elam kick)  
 NFC — FG Anderson 23  
 AFC — FG Elam 23

AFC — Law 67 interception return (Elam kick)  
 NFC — E. Smith 3 run (Anderson kick)  
 AFC — FG Elam 46

AFC — FG Elam 26

## 1998

Aloha Stadium, Honolulu, Hawaii

February 1, 1998—Attendance: 49,995

**AFC 29, NFC 24**—Warren Moon guided the AFC to points on all three of his drives, including the winning touchdown from 1 yard with 1:49 left as the AFC scored the game's final 15 points to beat the NFC. Steve Young threw a 22-yard touchdown pass to Herman Moore to cap the game's opening drive and give the NFC a 7-0 lead. Late in the first quarter, Mark Brunell threw a 17-yard touchdown pass to Andre Rison to tie the game. Both touchdown passes came on third-and-8 plays. The NFC responded with a 7-play, 71-yard drive capped by Young's 36-yard touchdown pass to Rob Moore. Trent Diler guided the NFC to its third touchdown, keyed by a 21-yard pass to Irving Fryar and 23-yard pass to Mike Alstott, and capped by Dorsey Levens's 12-yard touchdown run with 1:36 left in the half to give the NFC a 21-7 lead. The NFC had a chance to pad its lead on its first possession of the second half, but Jason Hanson missed a 44-yard field goal. The AFC bounced back with a 10-play, 65-yard drive that culminated with Drew Bledsoe's 14-yard touchdown pass to Jimmy Smith late in the third quarter. After Hanson's 35-yard field goal gave the NFC a 24-14 lead with 13:42 left, Moon entered the game and drove the AFC into field-goal range, where Mike Hollis drilled a 48-yard attempt with 8:51 left. Attempting to grind out the clock, Warrick Dunn fumbled, and Darryl Williams recovered at the AFC's 49 with 3:03 remaining. After a holding penalty moved the AFC back 10 yards, Moon fired a 57-yard pass to Tim Brown to set up Eddie George's 4-yard run with 2:31 left. The AFC went for the lead instead of a tie, but Moon's pass to Rison fell incomplete. However, the AFC got the ball back when Chris Chandler fumbled the snap on the NFC's first play, and Michael Sinclair recovered at the NFC's 16 with 2:19 left. Three runs by George set up Moon's winning sneak with 1:49 remaining. Moon's 2-point conversion pass to Brown was incomplete, keeping the AFC's lead at 29-24. The NFC was unable to move beyond its own 31-yard line in the final moments, and the AFC prevailed. Tim Brown had 5 receptions for 129 yards. Moon, who was 4 of 8 for 89 yards, earned player of the game honors.

<b>AFC</b>	7	0	7	15	—	29
<b>NFC</b>	7	14	0	3	—	24

NFC —H. Moore 22 pass from Young (Hanson kick)

AFC —Rison 17 pass from Brunell (Hollis kick)

NFC —R. Moore 36 pass from Young (Hanson kick)

NFC —Levens 12 run (Hanson kick)

AFC —J. Smith 14 pass from Bledsoe (Hollis kick)

NFC —FG Hanson 35

AFC —FG Hollis 48

AFC —George 4 run (pass failed)

AFC —Moon 1 run (pass failed)

## 1997

Aloha Stadium, Honolulu, Hawaii

February 2, 1997—Attendance: 50,031

**AFC 26, NFC 23 (OT)**—Cary Blanchard's 37-yard field goal 8:16 into overtime gave the AFC a 26-23 victory. The field goal was an ironic ending to a game that saw Blanchard and NFC kicker John Kasay, who each broke the previous single-season record of 35 field goals, combine to miss 5 of 8 field-goal attempts. The NFC scored on its first two possessions, with Vikings guard Randall McDaniel, who lined up as a fullback, scoring his first professional touchdown to give the NFC a 9-0 lead. However, the follies of the kicking unit began as holder Matt Turk muffed the snap on the extra-point attempt. Blanchard booted a 28-yard field goal with 27 seconds left in the half to cut the NFC's lead to 9-3. In the third quarter, Barry Sanders scored from 6 yards out, but Kerry Collins was sacked on the 2-point attempt. A 41-yard pass from Drew Bledsoe to Tony Martin led to Curtis Martin's 3-yard run, and after Ashley Ambrose ran an interception back 54 yards for a touchdown on its own 20-yard line with 11 seconds into the fourth quarter, the AFC found itself with a 16-15 lead. The NFC drove for more than six minutes, only to have Kasay miss a 40-yard field-goal attempt. After an AFC punt, Cris Carter caught a 47-yard touchdown bomb from Gus Frerotte to put the NFC ahead 23-16. After each team punted, the AFC got the ball on its own 20-yard line with 55 seconds left. Mark Brunell hit Tim Brown with an 80-yard bomb down the right sideline to tie the game with 44 seconds left. Wesley Walls caught a 33-yard pass to give the NFC a chance to win in regulation, but Kasay missed a 39-yard attempt and the game went to overtime. The AFC won the overtime toss, but Blanchard missed a 41-yard field-goal attempt. The NFC had to punt after three plays, and Brunell hit Ben Coates with a 43-yard pass on the AFC's first play. After three running plays failed to gain a first down, Blanchard trotted onto the field and made the game-winning kick. The teams combined for a Pro Bowl record 962 total yards. Brunell, who completed 12 of 22 pass attempts for 236 yards, was selected as the player of the game.

<b>AFC</b>	0	3	7	13	3	—	26
<b>NFC</b>	9	0	6	8	0	—	23

NFC — FG Kasay 20

NFC — R. McDaniel 5 pass from Favre (muffed snap)

AFC — FG Blanchard 28

NFC — Sanders 6 run (pass failed)

AFC — Martin 3 run (Blanchard kick)

AFC — Ambrose 54 interception return (pass failed)

NFC — Carter 53 pass from Frerotte (Walls pass from Frerotte)

AFC — T. Brown 80 pass from Brunell (Blanchard kick)

AFC — FG Blanchard 37

## 1996

Aloha Stadium, Honolulu, Hawaii

February 4, 1996—Attendance: 50,034

**NFC 20, AFC 13**—Jerry Rice had 6 receptions for 82 yards and 1 touchdown to earn player of the game honors in the NFC's victory. The 49ers' wide receiver, who was named to the Pro Bowl for the tenth consecutive year, caught a 1-yard touchdown pass from Packers quarterback Brett Favre 1:41 into the second quarter to cap an 80-yard drive and give the NFC the lead for good at 10-7. The AFC had taken a 7-0 lead 2:26 into the game when Bengals quarterback Jeff Blake connected with Steelers wide receiver Yancey Thigpen on a Pro Bowl-record 93-yard touchdown pass. The NFC increased its advantage to 20-7 at halftime on Redskins linebacker Ken Harvey's 36-yard interception return for a touchdown and Falcons kicker Morten Andersen's 24-yard

field goal. The AFC trimmed its deficit to 20-13 when Colts quarterback Jim Harbaugh teamed with Patriots running back Curtis Martin on a 17-yard touchdown pass in the final minute of the third quarter, but its bid to win or tie was rebuffed twice in the final minutes of the fourth quarter. First, 49ers safety Tim McDonald intercepted Harbaugh's pass in the end zone with 1:50 remaining. Then, after the AFC forced a punt and got the ball back near midfield, Harbaugh drove his team to the NFC's 9-yard line in the closing seconds. But he spiked the ball once to stop the clock and threw 3 consecutive incompletions as time ran out. The AFC outgained the NFC 390 total yards to 287, but its quarterbacks suffered 4 interceptions, including 3 off Harbaugh, the NFL's leading passer during the regular season. The NFC raised its edge to 15-11 in Pro Bowl games since the AFL-NFL merger in 1970.

<b>NFC</b>	3	17	0	0	—	20
<b>AFC</b>	7	0	6	0	—	13
AFC — Thigpen 93 pass from Blake (Elam kick)						
NFC — FG Andersen 36						
NFC — Rice 1 pass from Favre (Andersen kick)						
NFC — Harvey 36 interception return (Andersen kick)						
NFC — FG Andersen 24						
AFC — Martin 17 pass from Harbaugh (kick failed)						

**1995**

Aloha Stadium, Honolulu, Hawaii

February 5, 1995—Attendance: 49,121

**AFC 41, NFC 13**—Colts rookie Marshall Faulk rushed for a Pro Bowl-record 180 yards to key the AFC's rout of the NFC. Faulk, who earned the Dan McGuire Trophy as the player of the game, averaged nearly 14 yards on his 13 carries and shattered the previous rushing mark of 112 yards set by O.J. Simpson in the 1973 game. Faulk's 49-yard touchdown run from punt formation in the fourth quarter was the longest in Pro Bowl history. The Seahawks' Chris Warren added 127 yards on 14 carries as the AFC amassed records for rushing yards (400) and total yards (552). Steelers tight end Eric Green caught 2 touchdown passes for the victors. The NFC managed only 196 total yards, a large chunk coming when 49ers quarterback Steve Young and Vikings wide receiver Cris Carter teamed on a 51-yard touchdown pass in the first quarter. That gave the NFC a 10-0 advantage, but the AFC rallied in the second quarter and took the lead for good when the Browns' Leroy Hoard scored on a 4-yard touchdown run 2:07 before halftime.

<b>AFC</b>	0	17	3	21	—	41
<b>NFC</b>	10	0	3	0	—	13
NFC — FG Reveiz 28						
NFC — Carter 51 pass from Young (Reveiz kick)						
AFC — Green 22 pass from Elway (Carney kick)						
AFC — FG Carney 22						
AFC — Hoard 4 run (Carney kick)						
NFC — FG Reveiz 49						
AFC — FG Carney 23						
AFC — Warren 11 run (Carney kick)						
AFC — Green 16 pass from Hostetler (Carney kick)						
AFC — Faulk 49 run (Carney kick)						

**1994**

Aloha Stadium, Honolulu, Hawaii

February 6, 1994—Attendance: 50,026

**NFC 17, AFC 3**—The NFC converted a blocked punt and a fumble recovery into touchdowns just 2:20 apart in the second half of its victory over the AFC. With the score tied 3-3 late in the third quarter, Saints linebacker Renaldo Turnbull deflected a punt by the Oilers' Greg Montgomery, and the NFC took possession at the AFC's 48-yard line. A 32-yard pass from Bobby Hebert to Falcons teammate Andre Rison positioned Rams running back Jerome Bettis for a 4-yard touchdown run with 1:27 left in the third quarter. Moments later, Rams defensive tackle Sean Gilbert recovered a fumble by Oilers quarterback Warren Moon at the AFC's 19. Hebert then teamed with the Vikings' Cris Carter on a 15-yard touchdown pass 53 seconds into the fourth period. The NFC kept the AFC out of the end zone by maintaining possession for more than 38 minutes and forcing 6 turnovers. Rison earned the Dan McGuire Trophy as the player of the game by catching 6 passes for

86 yards. The victory was the fourth in the last six years for the NFC, which leads the series 14-10.

<b>NFC</b>	3	0	7	7	—	17
<b>AFC</b>	0	3	0	0	—	3
NFC — FG Johnson 35						
AFC — FG Anderson 25						
NFC — Bettis 4 run (Johnson kick)						
NFC — Carter 15 pass from Hebert (Johnson kick)						

**1993**

Aloha Stadium, Honolulu, Hawaii

February 6, 1994—Attendance: 50,026

**AFC 23, NFC 20 (OT)**—Nick Lowery's 33-yard field goal 4:09 into overtime gave the American Conference all-stars an unlikely 23-20 victory over the National Conference. Despite being overwhelmed by the NFC in first downs (30-9), total yards (472-114), and time of possession (40:19-23:50), the AFC won because it forced 6 turnovers, blocked a pair of field goals (1 of which was returned for a touchdown), and returned an interception for a score. Special-teams star Steve Tasker of the Bills earned the Dan McGuire Trophy as the player of the game for making 4 tackles, forcing a fumble, and blocking a field goal. The block came with eight minutes left in regulation and the game tied at 13-13. The Raiders' Terry McDaniel picked up the loose ball and ran 28 yards for a touchdown and a 20-13 AFC lead. The NFC rallied behind 49ers quarterback Steve Young, whose fourth-down, 23-yard touchdown pass to Giants running back Rodney Hampton tied the game at 20-20 with 10 seconds left in regulation. Young completed 18 of 32 passes for 196 yards but was intercepted 3 times and lost a fumble when sacked in overtime. Raiders defensive end Howie Long fell on that fumble at the NFC 28-yard line, and five plays later, Lowery converted the winning field goal.

<b>AFC</b>	0	10	3	7	3	—	23
<b>NFC</b>	3	10	0	7	0	—	20
NFC — FG Andersen 27							
AFC — Seau 31 interception return (Lowery kick)							
NFC — FG Andersen 37							
NFC — Irvin 9 pass from Aikman (Andersen kick)							
AFC — FG Lowery 42							
AFC — FG Lowery 29							
AFC — McDaniel 28 blocked field goal return (Lowery kick)							
NFC — Hampton 23 pass from Young (Andersen kick)							
AFC — FG Lowery 33							

**1992**

Aloha Stadium, Honolulu, Hawaii

February 2, 1992—Attendance: 50,209

**NFC 21, AFC 15**—Atlanta's Chris Miller threw an 11-yard touchdown pass to San Francisco's Jerry Rice with 4:04 remaining in the game to lift the NFC over the AFC. It was the NFC's thirteenth win in the 22-game series. The AFC had taken a 15-14 lead when the Raiders' Jeff Jaeger kicked a 27-yard field goal 1:49 into the fourth quarter. But the NFC, aided by a key roughing-the-passer penalty on a third-down incompleteness from the AFC 24-yard line, drove 85 yards to the winning score. The Cowboys' Michael Irvin, playing in his first Pro Bowl, caught 8 passes for 125 yards, including a 13-yard touchdown in the first quarter, and was named the player of the game. Rice had 7 catches for 77 yards. Mark Rypien of Washington, the Super Bowl XXVI most valuable player one week earlier, completed 11 of 18 passes for 165 yards and 2 touchdowns for the NFC, including a 35-yarder to Redskins teammate Gary Clark just 26 seconds before halftime.

<b>NFC</b>	7	7	0	7	—	21
<b>AFC</b>	7	5	0	3	—	15
AFC — Clayton 4 pass from Kelly (Jaeger kick)						
NFC — Irvin 13 pass from Rypien (Lohmiller kick)						
AFC — Safety, Townsend tackled Byner in end zone						
AFC — FG Jaeger 48						
NFC — Clark 35 pass from Rypien (Lohmiller kick)						
AFC — FG Jaeger 27						
NFC — Rice 11 pass from Miller (Lohmiller kick)						

**1991**

Aloha Stadium, Honolulu, Hawaii

February 3, 1991—Attendance: 50,345

**AFC 23, NFC 21**—Buffalo's Jim Kelly and Houston's

Ernest Givins combined for a 13-yard scoring pass late in the fourth quarter to rally the AFC over the NFC. Phoenix rookie Johnny Johnson scored on runs of 1 and 9 yards to put the NFC ahead 14-3 in the third quarter. Buffalo's Andre Reed, who led all receivers with 4 catches for 80 yards, caught a 20-yard scoring pass from Kelly early in the fourth quarter to move the AFC to within one point. Barry Sanders ran 22 yards for a touchdown to increase the NFC's lead to 21-13. Miami's Jeff Cross blocked a 46-yard field-goal attempt by New Orleans's Morten Andersen with seven seconds remaining to preserve the win. Buffalo's Bruce Smith recorded 3 sacks and also had a blocked field goal. Kelly, who completed 13 of 19 passes for 210 yards and 2 touchdowns, was presented the Dan McGuire Award as player of the game. The AFC's victory narrowed the NFC's Pro Bowl series lead to 12-9.

<b>AFC</b>	3	0	3	17	—	23
<b>NFC</b>	0	7	7	7	—	21
AFC — FG Lowery 26						
NFC — J. Johnson 1 run (Andersen kick)						
AFC — FG Lowery 43						
NFC — J. Johnson 9 run (Andersen kick)						
AFC — Reed 20 pass from Kelly (Lowery kick)						
NFC — Sanders 22 run (Andersen kick)						
AFC — FG Lowery 34						
AFC — Givins 13 pass from Kelly (Lowery kick)						

**1990**

Aloha Stadium, Honolulu, Hawaii

February 4, 1990—Attendance: 50,445

**NFC 27, AFC 21**—The NFC captured its second straight Pro Bowl as the defense accounted for a pair of touchdowns and forced 5 turnovers before the eleventh consecutive sellout crowd at Aloha Stadium. The AFC held a 7-6 halftime edge on a 1-yard scoring run by Christian Okoye of the Chiefs. The NFC then rallied for 21 unanswered points in the third quarter. David Meggett of the Giants began the comeback with an 11-yard touchdown reception from Philadelphia's Randall Cunningham. The Rams' Jerry Gray followed with a 51-yard interception return for a score and the Vikings' Keith Millard added an 8-yard fumble return for a touchdown four minutes later to give the NFC a commanding 27-7 lead. Seattle's Dave Krieg rallied the AFC with a 5-yard touchdown pass to Miami's Ferrell Edmunds. Cleveland's Mike Johnson then returned an interception 22 yards for a score to pull the AFC to within 6 points at 27-21. Gray, who was credited with 7 tackles, was awarded the Dan McGuire Award as player of the game. Krieg led all quarterbacks by completing 15 of 23 passes for 148 yards and 1 touchdown. Buffalo's Thurman Thomas topped all receivers with 5 catches for 47 yards, while Indianapolis's Eric Dickerson led all rushers with 46 yards on 15 carries. The win gave the NFC a 12-8 advantage in Pro Bowl games since 1971.

<b>NFC</b>	3	3	21	0	—	27
<b>AFC</b>	0	7	0	14	—	21
NFC — FG Murray 23						
NFC — FG Murray 41						
AFC — Okoye 1 run (Treadwell kick)						
NFC — Meggett 11 pass from Cunningham (Murray kick)						
NFC — Gray 51 interception return (Murray kick)						
NFC — Millard 8 fumble recovery return (Murray kick)						
AFC — Edmunds 5 pass from Krieg (Treadwell kick)						
AFC — M. Johnson 22 interception return (Treadwell kick)						

**1989**

Aloha Stadium, Honolulu, Hawaii

January 29, 1989—Attendance: 50,113

**NFC 34, AFC 3**—The NFC scored 34 unanswered points to snap a 2-game losing streak to the AFC before the tenth straight sellout crowd in Honolulu's Aloha Stadium. Bills kicker Scott Norwood provided the AFC's only points on a 38-yard field goal 6:23 into the game. Touchdown runs by Dallas's Herschel Walker (4 yards) and Atlanta's John Settle (1) brought the NFC a 14-3 halftime lead. Walker added a 7-yard scoring run, the Saints' Morten Andersen kicked field goals of 27 and 51 yards, and Los Angeles Rams wide receiver Henry El-



## PRO BOWL

lard caught an 8-yard scoring pass from Minnesota quarterback Wade Wilson in the second half to complete the scoring. Chicago running back Neal Anderson and Philadelphia quarterback Randall Cunningham, who were both appearing in their first Pro Bowl, also played major roles in the NFC's victory. Anderson rushed 13 times for 85 yards and had 2 receptions for 17 yards. Cunningham, who was voted the game's outstanding player, completed 10 of 14 passes for 63 yards and rushed for 49 yards. The NFC, which had 5 take-aways, outgained the AFC 355 yards to 167 and held a time-of-possession advantage of 35:18 to 24:42. Houston quarterback Warren Moon completed 13 of 20 passes for 134 yards for the AFC. The win gave the NFC an 11-8 advantage in Pro Bowl games.

<b>AFC</b>	3	0	0	0	—	3
<b>NFC</b>	7	7	10	10	—	34
AFC — FG Norwood 38						
NFC — Walker 4 run (Andersen kick)						
NFC — Settle 1 run (Andersen kick)						
NFC — FG Andersen 27						
NFC — Walker 7 run (Andersen kick)						
NFC — FG Andersen 51						
NFC — Ellard 8 pass from Wilson (Andersen kick)						

### 1988

Aloha Stadium, Honolulu, Hawaii  
February 7, 1988—Attendance: 50,113

**AFC 15, NFC 6**—Led by a tenacious pass rush, the AFC defeated the NFC for the second consecutive year before the ninth straight sellout crowd in Honolulu's Aloha Stadium. Buffalo quarterback Jim Kelly scored the game's lone touchdown on a 1-yard run for a 7-6 halftime lead. Colts kicker Dean Biasucci added field goals from 37 and 30 yards and a fourth-quarter safety completed the AFC's scoring. Saints kicker Morten Andersen had 25- and 36-yard field goals to account for the NFC's points. AFC defenders held the NFC to 213 yards and recorded 8 sacks. Bills defensive end Bruce Smith, who had 5 tackles and 2 sacks, was voted the game's outstanding player. Oilers running back Mike Rozier led all rushers with 49 yards on 9 carries. Jets wide receiver Al Toon had five receptions for 75 yards. The AFC generated 341 yards total offense and held a time-of-possession advantage of 34:14 to 25:46. By winning, the AFC cut the NFC's lead in the Pro Bowl series to 10-8.

<b>NFC</b>	0	6	0	0	—	6
<b>AFC</b>	0	7	6	2	—	15
NFC — FG Andersen 25						
AFC — Kelly 1 run (Biasucci kick)						
NFC — FG Andersen 36						
AFC — FG Biasucci 37						
AFC — FG Biasucci 30						
AFC — Safety, Montana forced out of end zone						

### 1987

Aloha Stadium, Honolulu, Hawaii  
February 1, 1987—Attendance: 50,101

**AFC 10, NFC 6**—The AFC defeated the NFC in the lowest-scoring game in AFC-NFC Pro Bowl history. The AFC took a 10-0 halftime lead on Broncos quarterback John Elway's 10-yard touchdown pass to Raiders tight end Todd Christensen and Patriots kicker Tony Franklin's 26-yard field goal. The AFC defense made the lead stand up by forcing the NFC to settle for a pair of field goals from 38 and 19 yards by Saints kicker Morten Andersen after the NFC had first downs at the AFC 31-, 7-, 16-, 15-, 5-, and 7-yard lines. Both AFC scores were set up by fumble recoveries by Seahawks linebacker Fred Young and Dolphins linebacker John Ollerahl, respectively. Eagles defensive end Reggie White, who tied a Pro Bowl record with 4 sacks and also contributed 7 solo tackles, was voted the game's outstanding player. The AFC victory cut the NFC's lead in the Pro Bowl series to 10-7.

<b>AFC</b>	7	3	0	0	—	10
<b>NFC</b>	0	0	3	3	—	6
AFC — Christensen 10 pass from Elway (Franklin kick)						
AFC — FG Franklin 26						
NFC — FG Andersen 38						
NFC — FG Andersen 19						

### 1986

Aloha Stadium, Honolulu, Hawaii  
February 2, 1986—Attendance: 50,101

**NFC 28, AFC 24**—New York Giants quarterback Phil Simms brought the NFC back from a 24-7 halftime deficit to defeat the AFC. Simms, who completed 15 of 27 passes for 212 yards and 3 touchdowns, was named the player of the game. The AFC had taken its first-half lead behind a 2-yard run by Los Angeles Raiders running back Marcus Allen, who also threw a 51-yard scoring pass to San Diego wide receiver Wes Chandler, an 11-yard touchdown catch by Pittsburgh wide receiver Louis Lipps, and a 34-yard field goal by Steelers kicker Gary Anderson. Minnesota's Joey Browner accounted for the NFC's only score before halftime with a 48-yard interception return for a touchdown. After intermission, the NFC blanked the AFC while scoring 3 touchdowns via a 15-yard catch by Washington wide receiver Art Monk, a 2-yard reception by Dallas tight end Doug Cosbie, and a 15-yard catch by Tampa Bay tight end Jimmie Giles with 2:47 remaining in the game. The victory gave the NFC a 10-6 Pro Bowl record against the AFC.

<b>NFC</b>	0	7	7	14	—	28
<b>AFC</b>	7	17	0	0	—	24
AFC — Allen 2 run (Anderson kick)						
NFC — Browner 48 interception return (Andersen kick)						
AFC — Chandler 51 pass from Allen (Anderson kick)						
AFC — FG Anderson 34						
AFC — Lipps 11 pass from O'Brien (Anderson kick)						
NFC — Monk 15 pass from Simms (Andersen kick)						
NFC — Cosbie 2 pass from Simms (Andersen kick)						
NFC — Giles 15 pass from Simms (Andersen kick)						

### 1985

Aloha Stadium, Honolulu, Hawaii  
January 27, 1985—Attendance: 50,385

**AFC 22, NFC 14**—Defensive end Art Still of the Kansas City Chiefs recovered a fumble and returned it 83 yards for a touchdown to clinch the AFC's victory over the NFC. Still's touchdown came in the fourth period with the AFC trailing 14-12 and was one of several outstanding defensive plays in a Pro Bowl dominated by two record-breaking defenses. The teams combined for a Pro Bowl-record 17 sacks, including 4 by New York Jets defensive end Mark Gastineau, who was named the game's outstanding player. The AFC's first score came on a safety when Gastineau tackled running back Eric Dickerson of the Los Angeles Rams in the end zone. The AFC's second score, a 6-yard pass from Miami's Dan Marino to Los Angeles Raiders running back Marcus Allen, was set up by a partially blocked punt by Seahawks linebacker Fred Young. The victory gave the NFC a 9-6 series lead.

<b>AFC</b>	0	9	0	13	—	22
<b>NFC</b>	0	0	7	7	—	14
AFC — Safety, Gastineau tackled Dickerson in end zone						
AFC — Allen 6 pass from Marino (Johnson kick)						
NFC — Lofton 13 pass from Montana (Stenerud kick)						
NFC — Payton 1 run (Stenerud kick)						
AFC — FG Johnson 33						
AFC — Still 83 fumble recovery return (Johnson kick)						
AFC — FG Johnson 22						

### 1984

Aloha Stadium, Honolulu, Hawaii  
January 29, 1984—Attendance: 50,445

**NFC 45, AFC 3**—The NFC won its sixth Pro Bowl in seven seasons by routing the AFC. The NFC was led by the passing of most valuable player Joe Theismann of Washington, who completed 21 of 27 passes for 242 yards and 3 touchdowns. Theismann set Pro Bowl records for completions and touchdown passes. The NFC established Pro Bowl marks for most points scored and fewest points allowed. Running back William Andrews of Atlanta had 6 carries for 43 yards and caught 4 passes for 49 yards, including scoring receptions of 16 and 2 yards. Los Angeles Rams rookie Eric Dickerson gained 46 yards on 11 carries, including a 14-yard touchdown run, and had 45 yards on 5 catches. Rams safety Nolan Cromwell had a 44-yard inter-

ception return for a touchdown early in the third period to give the NFC a commanding 24-3 lead. Green Bay wide receiver James Lofton caught an 8-yard touchdown pass, while tight end teammate Paul Coffman had a 6-yard scoring catch.

<b>NFC</b>	3	14	14	14	—	45
<b>AFC</b>	0	3	0	0	—	3
NFC — FG Haji-Sheikh 23						
NFC — Andrews 16 pass from Theismann (Haji-Sheikh kick)						
NFC — Andrews 2 pass from Montana (Haji-Sheikh kick)						
AFC — FG Anderson 43						
NFC — Cromwell 44 interception return (Haji-Sheikh kick)						
NFC — Lofton 8 pass from Theismann (Haji-Sheikh kick)						
NFC — Coffman 6 pass from Theismann (Haji-Sheikh kick)						
NFC — Dickerson 14 run (Haji-Sheikh kick)						

### 1983

Aloha Stadium, Honolulu, Hawaii  
February 6, 1983—Attendance: 49,883

**NFC 20, AFC 19**—Dallas's Danny White threw an 11-yard touchdown pass to the Packers' John Jefferson with 35 seconds remaining to rally the NFC over the AFC. White, who completed 14 of 26 passes for 162 yards, kept the winning 65-yard drive alive with a 14-yard completion to Jefferson on a fourth-and-seven play at the AFC 25. The AFC was ahead 12-10 at halftime and increased the lead to 19-10 in the third period, when Marcus Allen scored on a 1-yard run. San Diego's Dan Fouts, who attempted 30 passes, set Pro Bowl records for most completions (17) and yards (274). Pittsburgh's John Stallworth was the AFC's leading receiver with 7 catches for 67 yards. William Andrews topped the NFC with 5 receptions for 48 yards. Fouts and Jefferson were voted co-winners of the player of the game award.

<b>AFC</b>	9	3	7	0	—	19
<b>NFC</b>	0	10	0	10	—	20
AFC — Walker 34 pass from Fouts (Benirschke kick)						
AFC — Safety, Still tackled Theismann in end zone						
NFC — Andrews 3 run (Moseley kick)						
NFC — FG Moseley 35						
AFC — FG Benirschke 29						
AFC — Allen 1 run (Benirschke kick)						
NFC — FG Moseley 41						
NFC — Jefferson 11 pass from D. White (Moseley kick)						

### 1982

Aloha Stadium, Honolulu, Hawaii  
January 31, 1982—Attendance: 50,402

**AFC 16, NFC 13**—Nick Lowery of Kansas City kicked a 23-yard field goal with three seconds remaining to give the AFC a last-second victory over the NFC. Lowery's kick climaxed a 69-yard drive directed by San Diego quarterback Dan Fouts. The NFC gained a 13-13 tie with 2:43 to go when Dallas's Tony Dorsett ran 4 yards for a touchdown. In the drive to the game-winning field goal, Fouts completed 3 passes, including a 23-yarder to San Diego teammate Kellen Winslow that put the ball on the NFC's 5-yard line. Two plays later, Lowery kicked the game winner. Winslow, who caught 6 passes for 86 yards, was named co-player of the game along with Tampa Bay defensive end Lee Roy Selmon.

<b>NFC</b>	0	6	0	7	—	13
<b>AFC</b>	0	0	13	3	—	16
NFC — Giles 4 pass from Montana (kick blocked)						
AFC — Muncie 2 run (kick failed)						
AFC — Campbell 1 run (Lowery kick)						
NFC — Dorsett 4 run (Septien kick)						
AFC — FG Lowery 23						

### 1981

Aloha Stadium, Honolulu, Hawaii  
February 1, 1981—Attendance: 50,360

**NFC 21, AFC 7**—Detroit's Eddie Murray kicked 4 field goals and Atlanta's Steve Bartkowski fired a 55-yard scoring pass to Falcons teammate Alfred Jenkins to lead the NFC to its fourth straight victory over the AFC and a 7-4 edge in the series. Murray was named the



game's most valuable player and missed tying Garo Yepremian's Pro Bowl record of 5 field goals when a 37-yard attempt hit the crossbar with 22 seconds remaining. The AFC's only score came on a 9-yard pass from Cleveland's Brian Sipe to New England's Stanley Morgan in the second period. Bartkowski completed 9 of 21 passes for 173 yards, while Sipe connected on 10 of 15 for 142 yards. St. Louis' Ottis Anderson led all rushers with 70 yards on 10 carries. Earl Campbell of Houston, the NFL's leading rusher in 1980, was limited to 24 yards on 8 attempts.

<b>AFC</b>	0	7	0	0	—	7
<b>NFC</b>	3	6	0	12	—	21

- NFC — FG Murray 31
- AFC — Morgan 9 pass from Sipe (J. Smith kick)
- NFC — FG Murray 31
- NFC — FG Murray 34
- NFC — Jenkins 55 pass from Bartkowski (Murray kick)
- NFC — FG Murray 36
- NFC — Safety, Shell called for holding in end zone

**1980**

Aloha Stadium, Honolulu, Hawaii  
January 27, 1980—Attendance: 49,800

**NFC 37, AFC 27**—Running back Chuck Muncie of New Orleans ran for 2 touchdowns and threw a 25-yard option pass for another score to give the NFC its third consecutive victory over the AFC. Muncie, who was selected the game's most valuable player, snapped a 3-3 tie on a 1-yard touchdown run at 1:41 of the second quarter, then scored on an 11-yard run in the fourth quarter for the NFC's final touchdown. Two scoring records were set in the game—37 points by the NFC, eclipsing the 33 by the AFC in 1973, and the 64 points by both teams, surpassing the 61 scored in 1973.

<b>NFC</b>	3	20	7	7	—	37
<b>AFC</b>	3	7	10	7	—	27

- NFC — FG Moseley 37
- AFC — FG Fritsch 19
- NFC — Muncie 1 run (Moseley kick)
- AFC — Pruitt 1 pass from Bradshaw (Fritsch kick)
- NFC — D. Hill 13 pass from Manning (kick failed)
- NFC — T. Hill 25 pass from Muncie (Moseley kick)
- NFC — Henry 86 punt return (Moseley kick)
- AFC — Campbell 2 run (Fritsch kick)
- AFC — FG Fritsch 29
- NFC — Muncie 11 run (Moseley kick)
- AFC — Campbell 1 run (Fritsch kick)

**1979**

Memorial Coliseum, Los Angeles, California  
January 29, 1979—Attendance: 46,281

**NFC 13, AFC 7**—Roger Staubach completed 9 of 15 passes for 125 yards, including the winning touchdown on a 19-yard strike to Dallas Cowboys teammate Tony Hill in the third period. The winning drive began at the AFC's 45-yard line after a shanked punt. Staubach hit Minnesota's Ahmad Rashad with passes of 15 and 17 yards to set up Hill's decisive catch. The victory gave the NFC a 5-4 advantage in Pro Bowl games. Rashad, who accounted for 89 yards on 5 receptions, was named the player of the game. The AFC led 7-6 at half-time as Miami's Bob Griese threw an 8-yard scoring pass to Steve Largent of Seattle late in the second quarter. Largent finished the game with 5 receptions for 75 yards. The NFC scored first as Archie Manning marched his team 70 yards in 11 plays, capped by Wilbert Montgomery of Philadelphia's 2-yard touchdown run. The AFC's Earl Campbell was the game's leading rusher with 66 yards on 12 carries.

<b>AFC</b>	0	7	0	0	—	7
<b>NFC</b>	0	6	7	0	—	13

- NFC — Montgomery 2 run (kick failed)
- AFC — Largent 8 pass from Griese (Yepremian kick)
- NFC — T. Hill 19 pass from Staubach (Corral kick)

**1978**

Tampa Stadium, Tampa, Florida  
January 23, 1978—Attendance: 51,337

**NFC 14, AFC 13**—Chicago's Walter Payton, the NFL's leading rusher in 1977, sparked a second-half comeback to give the NFC the win and tie the series between the two conferences at 4 victories each. Payton, who

was the game's most valuable player, gained 77 yards on 13 carries and scored the tying touchdown on a 1-yard burst with 7:37 left in the game. Dallas's Efren Herrera then kicked the game-winning extra point. The AFC dominated the first half, taking a 13-0 lead on field goals of 21 and 39 yards by Baltimore's Toni Linhart and a 10-yard touchdown pass from Oakland's Ken Stabler to Raiders teammate Cliff Branch. On the NFC's first possession of the second half, Los Angeles's Pat Haden put together the first touchdown drive after Eddie Brown of Washington returned the Raiders' Ray Guy's punt to the AFC 46-yard line. Haden connected on all four of his passes on that drive, finally hitting Terry Metcalf of St. Louis with a 4-yard scoring toss. The NFC continued to rally and, with Jim Hart of the Cardinals at quarterback, moved 63 yards in 12 plays for the go-ahead score. During the winning drive, Hart completed 5 of 6 passes for 38 yards and Payton picked up 20 more on the ground.

<b>AFC</b>	3	10	0	0	—	13
<b>NFC</b>	0	0	7	7	—	14

- AFC — FG Linhart 21
- AFC — Branch 10 pass from Stabler (Linhart kick)
- AFC — FG Linhart 39
- NFC — Metcalf 4 pass from Haden (Herrera kick)
- NFC — Payton 1 run (Herrera kick)

**1977**

Kingdome, Seattle, Washington  
January 17, 1977—Attendance: 64,752

**AFC 24, NFC 14**—Buffalo running back O.J. Simpson's 3-yard touchdown burst at 7:03 of the first quarter gave the AFC a lead it would not surrender, the victory breaking a 2-game NFC winning streak and giving the American Conference stars a 4-3 series lead. The AFC took a 17-7 lead midway through the second period on Cincinnati's Ken Anderson's first of 2 touchdown passes, a 12-yarder to San Diego's Charlie Joiner. But the NFC mounted a 73-yard drive capped by Los Angeles's running back Lawrence McCutcheon's 1-yard touchdown plunge to pull within 17-14 at the half. Following a scoreless third quarter, player of the game Mel Blount of Pittsburgh thwarted a possible NFC score when he intercepted St. Louis quarterback Jim Hart's pass in the end zone. Less than three minutes later, Blount again picked off a Hart pass, returning it 16 yards to the NFC 27. That set up Anderson's 27-yard touchdown strike to the Raiders' Cliff Branch for the final score.

<b>NFC</b>	0	14	0	0	—	14
<b>AFC</b>	10	7	0	7	—	24

- AFC — Simpson 3 run (Linhart kick)
- AFC — FG Linhart 31
- NFC — Thomas 15 run (Bakken kick)
- AFC — Joiner 12 pass from Anderson (Linhart kick)
- NFC — McCutcheon 1 run (Bakken kick)
- AFC — Branch 27 pass from Anderson (Linhart kick)

**1976**

Superdome, New Orleans, Louisiana  
January 26, 1976—Attendance: 30,546

**NFC 23, AFC 20**—Philadelphia's Mike Boryla, a late substitute who did not enter the game until 5:39 remained, lifted the National Football Conference to the victory over the American Football Conference with 2 touchdown passes in the final minutes. It was the second straight NFC win, squaring the series at 3-3. Until Boryla led the comeback, the AFC was in control, leading 13-0 at the half. Boryla entered the game after Houston's Billy Johnson had raced 90 yards with a punt to make the score 20-9 in favor of the AFC. Boryla floated a 14-yard pass to Terry Metcalf and later fired an 8-yarder to Mel Gray for the winner.

<b>AFC</b>	0	13	0	7	—	20
<b>NFC</b>	0	0	9	14	—	23

- AFC — FG Stenerud 20
- AFC — FG Stenerud 35
- AFC — Burrough 64 pass from Pastorini (Stenerud kick)
- NFC — FG Bakken 42
- NFC — Foreman 4 pass from Hart (kick blocked)
- AFC — Johnson 90 punt return (Stenerud kick)
- NFC — Metcalf 14 pass from Boryla (Bakken kick)
- NFC — Gray 8 pass from Boryla (Bakken kick)

**1975**

Orange Bowl, Miami, Florida  
January 20, 1975—Attendance: 26,484

**NFC 17, AFC 10**—Los Angeles quarterback James Harris, who took over the NFC offense after Jim Hart of St. Louis suffered a laceration above his right eye in the second period, threw a pair of touchdown passes early in the fourth period to pace the NFC to its second victory in the 5-game Pro Bowl series. The NFC win snapped a 3-game AFC victory string. Harris, who was named the player of the game, connected with St. Louis's Mel Gray for an 8-yard touchdown 2:03 into the final period. One minute and 24 seconds later, following a recovery by Washington's Ken Houston of a fumble by Franco Harris of Pittsburgh, Harris tossed another 8-yard scoring pass to Washington's Charley Taylor for the decisive points.

<b>NFC</b>	0	3	0	14	—	17
<b>AFC</b>	0	0	10	0	—	10

- NFC — FG Marcol 33
- AFC — Warfield 32 pass from Griese (Gerela kick)
- AFC — FG Gerela 33
- NFC — Gray 8 pass from J. Harris (Marcol kick)
- NFC — Taylor 8 pass from J. Harris (Marcol kick)

**1974**

Arrowhead Stadium, Kansas City, Missouri  
January 20, 1974—Attendance: 66,918

**AFC 15, NFC 13**—Miami's Garo Yepremian kicked his fifth consecutive field goal, a 42-yard kick with 21 seconds remaining, to give the AFC its third consecutive victory since the NFC won the inaugural game following the 1970 season. The field goal by Yepremian, who was voted the game's outstanding player, offset a 21-yard field goal by Atlanta's Nick Mike-Mayer that had given the NFC a 13-12 advantage with 1:41 remaining. The game's only touchdown was scored by the NFC on a 14-yard pass from Philadelphia's Roman Gabriel to Lawrence McCutcheon of Los Angeles.

<b>NFC</b>	0	10	0	3	—	13
<b>AFC</b>	3	3	3	6	—	15

- AFC — FG Yepremian 16
- NFC — FG Mike-Mayer 27
- NFC — McCutcheon 14 pass from Gabriel (Mike-Mayer kick)
- AFC — FG Yepremian 37
- AFC — FG Yepremian 27
- AFC — FG Yepremian 41
- NFC — FG Mike-Mayer 21
- AFC — FG Yepremian 42

**1973**

Texas Stadium, Irving, Texas  
January 21, 1973—Attendance: 37,091

**AFC 33, NFC 28**—Paced by the rushing and receiving of player of the game O.J. Simpson of Buffalo, the AFC erased a 14-0 first period deficit and built a commanding 33-14 lead midway through the fourth period before the NFC managed 2 touchdowns in the final minute of play. Simpson rushed for 112 yards and caught 3 passes for 58 more to gain unanimous recognition in the balloting for player of the game. Green Bay's John Brockington scored 3 touchdowns for the NFC.

<b>AFC</b>	0	10	10	13	—	33
<b>NFC</b>	14	0	0	14	—	28

- NFC — Brockington 1 run (Marcol kick)
- NFC — Brockington 3 pass from Kilmer (Marcol kick)
- AFC — Simpson 7 run (Gerela kick)
- AFC — FG Gerela 18
- AFC — FG Gerela 22
- AFC — Hubbard 11 run (Gerela kick)
- AFC — O. Taylor 5 pass from Lamonica (kick failed)
- AFC — Bell 12 interception return (Gerela kick)
- NFC — Brockington 1 run (Marcol kick)
- NFC — Kwalick 12 pass from Snead (Marcol kick)

**1972**

Memorial Coliseum, Los Angeles, California  
January 23, 1972—Attendance: 53,647

**AFC 26, NFC 13**—Four field goals by Jan Stenerud of Kansas City, including one from 48 yards, helped lift the AFC from a 6-0 deficit to a 19-6 advantage early in the fourth period. The AFC defense picked off 3 interceptions. Stenerud was selected as the game's outstand-

## PRO BOWL

ing offensive player and his Kansas City teammate, linebacker Willie Lanier, was the outstanding defensive player.

<b>AFC</b>	0	3	13	10	—	26
<b>NFC</b>	0	6	0	7	—	13

NFC — Grim 50 pass from Landry (kick failed)

AFC — FG Stenerud 25

AFC — FG Stenerud 23

AFC — FG Stenerud 48

AFC — Morin 5 pass from Dawson (Stenerud kick)

AFC — FG Stenerud 42

NFC — V. Washington 2 run (Knight kick)

AFC — F. Little 6 run (Stenerud kick)

### 1971

Memorial Coliseum, Los Angeles, California

January 24, 1971—Attendance: 48,222

**NFC 27, AFC 6**—Mel Renfro of Dallas broke open the first meeting between the American Football Conference and National Football Conference all-star teams as he returned a pair of punts 82 and 56 yards for touchdowns in the final period to clinch the NFC victory over the AFC. Renfro was voted the game's outstanding back and linebacker Fred Carr of Green Bay the outstanding lineman.

<b>AFC</b>	0	3	3	0	—	6
<b>NFC</b>	0	3	10	14	—	27

AFC — FG Stenerud 37

NFC — FG Cox 13

NFC — Osborn 23 pass from Brodie (Cox kick)

NFC — FG Cox 35

AFC — FG Stenerud 16

NFC — Renfro 82 punt return (Cox kick)

NFC — Renfro 56 punt return (Cox kick)

**PRO BOWL ALL-TIME RESULTS**

Date	Result	Site (attendance)	Honored players
Jan. 15, 1939	New York Giants 13, Pro All-Stars 10	Wrigley Field, Los Angeles (20,000)	
Jan. 14, 1940	Green Bay 16, NFL All-Stars 7	Gilmore Stadium, Los Angeles (18,000)	
Dec. 29, 1940	Chicago Bears 28, NFL All-Stars 14	Gilmore Stadium, Los Angeles (21,624)	
Jan. 4, 1942	Chicago Bears 35, NFL All-Stars 24	Polo Grounds, New York (17,725)	
Dec. 27, 1942	NFL All-Stars 17, Washington 14	Shibe Park, Philadelphia (18,671)	
Jan. 14, 1951	American Conf. 28, National Conf. 27	Los Angeles Memorial Coliseum (53,676)	Otto Graham, Cleveland, player of the game
Jan. 12, 1952	National Conf. 30, American Conf. 13	Los Angeles Memorial Coliseum (19,400)	Dan Towler, Los Angeles, player of the game
Jan. 10, 1953	National Conf. 27, American Conf. 7	Los Angeles Memorial Coliseum (34,208)	Don Doll, Detroit, player of the game
Jan. 17, 1954	East 20, West 9	Los Angeles Memorial Coliseum (44,214)	Chuck Bednarik, Philadelphia, player of the game
Jan. 16, 1955	West 26, East 19	Los Angeles Memorial Coliseum (43,972)	Billy Wilson, San Francisco, player of the game
Jan. 15, 1956	East 31, West 30	Los Angeles Memorial Coliseum (37,867)	Ollie Matson, Chi. Cardinals, player of the game
Jan. 13, 1957	West 19, East 10	Los Angeles Memorial Coliseum (44,177)	Bert Rechichar, Baltimore, outstanding back Ernie Stautner, Pittsburgh, outstanding lineman
Jan. 12, 1958	West 26, East 7	Los Angeles Memorial Coliseum (66,634)	Hugh McElhenny, San Francisco, outstanding back Gene Brito, Washington, outstanding lineman
Jan. 11, 1959	East 28, West 21	Los Angeles Memorial Coliseum (72,250)	Frank Gifford, N.Y. Giants, outstanding back Doug Atkins, Chi. Bears, outstanding lineman
Jan. 17, 1960	West 38, East 21	Los Angeles Memorial Coliseum (56,876)	Johnny Unitas, Baltimore, outstanding back Gene (Big Daddy) Lipscomb, Baltimore, outstanding lineman
Jan. 15, 1961	West 35, East 31	Los Angeles Memorial Coliseum (62,971)	Johnny Unitas, Baltimore, outstanding back Sam Huff, N.Y. Giants, outstanding lineman
Jan. 7, 1962	AFL West 47, East 27	Balboa Stadium, San Diego (20,973)	Cotton Davidson, Dallas Texans, player of the game
Jan. 14, 1962	NFL West 31, East 30	Los Angeles Memorial Coliseum (57,409)	Jim Brown, Cleveland, outstanding back Henry Jordan, Green Bay, outstanding lineman
Jan. 13, 1963	AFL West 21, East 14	Balboa Stadium, San Diego (27,641)	Curtis McCClinton, Dallas Texans, outstanding offensive player Earl Faison, San Diego, outstanding defensive player
Jan. 13, 1963	NFL East 30, West 20	Los Angeles Memorial Coliseum (61,374)	Jim Brown, Cleveland, outstanding back Gene (Big Daddy) Lipscomb, Pittsburgh, outstanding lineman
Jan. 12, 1964	NFL West 31, East 17	Los Angeles Memorial Coliseum (67,242)	Johnny Unitas, Baltimore, player of the game Gino Marchetti, Baltimore, outstanding lineman
Jan. 19, 1964	AFL West 27, East 24	Balboa Stadium, San Diego (20,016)	Keith Lincoln, San Diego, outstanding offensive player Archie Matsos, Oakland, outstanding defensive player
Jan. 10, 1965	NFL West 34, East 14	Los Angeles Memorial Coliseum (60,598)	Fran Tarkenton, Minnesota, outstanding back Terry Barr, Detroit, outstanding lineman
Jan. 16, 1965	AFL West 38, East 14	Jeppesen Stadium, Houston (15,446)	Keith Lincoln, San Diego, outstanding offensive player Willie Brown, Denver, outstanding defensive player
Jan. 15, 1966	AFL All-Stars 30, Buffalo 19	Rice Stadium, Houston (35,572)	Joe Namath, N.Y. Jets, most valuable player, offense Frank Buncom, San Diego, most valuable player, defense
Jan. 15, 1966	NFL East 36, West 7	Los Angeles Memorial Coliseum (60,124)	Jim Brown, Cleveland, outstanding back Dale Meinert, St. Louis, outstanding lineman
Jan. 21, 1967	AFL East 30, West 23	Oakland-Alameda County Coliseum (18,876)	Babe Parilli, Boston, outstanding offensive player Verlon Biggs, N.Y. Jets, outstanding defensive player
Jan. 22, 1967	NFL East 20, West 10	Los Angeles Memorial Coliseum (15,062)	Gale Sayers, Chicago, outstanding back Floyd Peters, Philadelphia, outstanding lineman
Jan. 21, 1968	AFL East 25, West 24	Gator Bowl, Jacksonville, Fla. (40,103)	Joe Namath and Don Maynard, N.Y. Jets, out. off. players Leslie (Speedy) Duncan, San Diego, out. def. player
Jan. 21, 1968	NFL West 38, East 20	Los Angeles Memorial Coliseum (53,289)	Gale Sayers, Chicago, outstanding back Dave Robinson, Green Bay, outstanding lineman
Jan. 19, 1969	AFL West 38, East 25	Gator Bowl, Jacksonville, Fla. (41,058)	Len Dawson, Kansas City, outstanding offensive player George Webster, Houston, outstanding defensive player
Jan. 19, 1969	NFL West 10, East 7	Los Angeles Memorial Coliseum (32,050)	Roman Gabriel, Los Angeles, outstanding back Merlin Olsen, Los Angeles, outstanding lineman
Jan. 17, 1970	AFL West 26, East 3	Astrodome, Houston (30,170)	John Hadl, San Diego, player of the game
Jan. 18, 1970	NFL West 16, East 13	Los Angeles Memorial Coliseum (57,786)	Gale Sayers, Chicago, outstanding back George Andrie, Dallas, outstanding lineman
Jan. 24, 1971	NFC 27, AFC 6	Los Angeles Memorial Coliseum (48,222)	Mel Renfro, Dallas, outstanding back Fred Carr, Green Bay, outstanding lineman
Jan. 23, 1972	AFC 26, NFC 13	Los Angeles Memorial Coliseum (53,647)	Jan Stenerud, Kansas City, outstanding offensive player Willie Lanier, Kansas City, outstanding defensive player
Jan. 21, 1973	AFC 33, NFC 28	Texas Stadium, Irving (37,091)	O.J. Simpson, Buffalo, player of the game
Jan. 20, 1974	AFC 15, NFC 13	Arrowhead Stadium, Kansas City (66,918)	Garo Yepremian, Miami, player of the game
Jan. 20, 1975	NFC 17, AFC 10	Orange Bowl, Miami (26,484)	James Harris, Los Angeles, player of the game
Jan. 26, 1976	NFC 23, AFC 20	Louisiana Superdome, New Orleans (30,546)	Billy Johnson, Houston, player of the game
Jan. 17, 1977	AFC 24, NFC 14	Kingdome, Seattle (64,752)	Mel Blount, Pittsburgh, player of the game
Jan. 23, 1978	NFC 14, AFC 13	Tampa Stadium (51,337)	Walter Payton, Chicago, player of the game
Jan. 29, 1979	NFC 13, AFC 7	Los Angeles Memorial Coliseum (46,281)	Ahmad Rashad, Minnesota, player of the game
Jan. 27, 1980	NFC 37, AFC 27	Aloha Stadium, Honolulu (49,800)	Chuck Muncie, New Orleans, player of the game
Feb. 1, 1981	NFC 21, AFC 7	Aloha Stadium, Honolulu (50,360)	Eddie Murray, Detroit, player of the game
Jan. 31, 1982	AFC 16, NFC 13	Aloha Stadium, Honolulu (50,402)	Kellen Winslow, San Diego, & Lee Roy Selmon, Tampa Bay, players of the game
Feb. 6, 1983	NFC 20, AFC 19	Aloha Stadium, Honolulu (49,883)	Dan Fouts, San Diego, & John Jefferson, Green Bay, players of the game
Jan. 29, 1984	NFC 45, AFC 3	Aloha Stadium, Honolulu (50,445)	Joe Theismann, Washington, player of the game
Jan. 27, 1985	AFC 22, NFC 14	Aloha Stadium, Honolulu (50,385)	Mark Gastineau, N.Y. Jets, player of the game
Feb. 2, 1986	NFC 28, AFC 24	Aloha Stadium, Honolulu (50,101)	Phil Simms, N.Y. Giants, player of the game
Feb. 1, 1987	AFC 10, NFC 6	Aloha Stadium, Honolulu (50,101)	Reggie White, Philadelphia, player of the game
Feb. 7, 1988	AFC 15, NFC 6	Aloha Stadium, Honolulu (50,113)	Bruce Smith, Buffalo, player of the game
Jan. 29, 1989	NFC 34, AFC 3	Aloha Stadium, Honolulu (50,113)	Randall Cunningham, Philadelphia, player of the game
Feb. 4, 1990	NFC 27, AFC 21	Aloha Stadium, Honolulu (50,445)	Jerry Gray, L.A. Rams, player of the game
Feb. 3, 1991	AFC 23, NFC 21	Aloha Stadium, Honolulu (50,345)	Jim Kelly, Buffalo, player of the game
Feb. 2, 1992	NFC 21, AFC 15	Aloha Stadium, Honolulu (50,209)	Michael Irvin, Dallas, player of the game
Feb. 7, 1993	AFC 23, NFC 20 (OT)	Aloha Stadium, Honolulu (50,007)	Steve Tasker, Buffalo, player of the game
Feb. 6, 1994	NFC 17, AFC 3	Aloha Stadium, Honolulu (50,026)	Andre Rison, Atlanta, player of the game
Feb. 5, 1995	AFC 41, NFC 13	Aloha Stadium, Honolulu (49,121)	Marshall Faulk, Indianapolis, player of the game
Feb. 4, 1996	NFC 20, AFC 13	Aloha Stadium, Honolulu (50,034)	Jerry Rice, San Francisco, player of the game
Feb. 2, 1997	AFC 26, NFC 23 (OT)	Aloha Stadium, Honolulu (50,031)	Mark Brunell, Jacksonville, player of the game
Feb. 1, 1998	AFC 29, NFC 24	Aloha Stadium, Honolulu (49,995)	Warren Moon, Seattle, player of the game
Feb. 7, 1999	AFC 23, NFC 10	Aloha Stadium, Honolulu (50,075)	Keyshawn Johnson, N.Y. Jets, & Ty Law, New England, players of the game
Feb. 6, 2000	NFC 51, AFC 31	Aloha Stadium, Honolulu (50,112)	Randy Moss, Minnesota, player of the game
Feb. 4, 2001	AFC 38, NFC 17	Aloha Stadium, Honolulu (50,128)	Rich Gannon, Oakland, player of the game
Feb. 9, 2002	AFC 38, NFC 30	Aloha Stadium, Honolulu (50,301)	Rich Gannon, Oakland, player of the game
Feb. 2, 2003	AFC 45, NFC 20	Aloha Stadium, Honolulu (50,125)	Ricky Williams, Miami, player of the game
Feb. 8, 2004	NFC 55, AFC 52	Aloha Stadium, Honolulu (50,127)	Marc Bulger, St. Louis, player of the game
Feb. 13, 2005	AFC 38, NFC 27	Aloha Stadium, Honolulu (50,225)	Peyton Manning, Indianapolis, player of the game
Feb. 12, 2006	NFC 23, AFC 17	Aloha Stadium, Honolulu (50,190)	Derrick Brooks, Tampa Bay, player of the game
Feb. 10, 2007	AFC 31, NFC 28	Aloha Stadium, Honolulu (50,410)	Carson Palmer, Cincinnati, player of the game
Feb. 10, 2008	NFC 42, AFC 30	Aloha Stadium, Honolulu (50,044)	Adrian Peterson, Minnesota, player of the game
Feb. 8, 2009	NFC 30, AFC 21	Aloha Stadium, Honolulu (49,958)	Larry Fitzgerald, Arizona, player of the game

# PRO BOWL

Includes records of AFC-NFC Pro Bowls, 1971-2009  
Compiled by Elias Sports Bureau

## INDIVIDUAL RECORDS

### SERVICE

#### Most Games

- 12 Randall McDaniel, Minnesota 1990-2000;  
Tampa Bay 2001  
Will Shields, Kansas City, 1996-2007
- 11 \*Reggie White, Philadelphia, 1987-1993; Green Bay,  
1994, 1996-97, 1999  
Junior Seau, San Diego, 1992-2002  
Rod Woodson, Pittsburgh, 1990-95, 1997;  
Baltimore, 2000-02; Oakland, 2003
- 10 Lawrence Taylor, N.Y. Giants, 1982-1991  
Ronnie Lott, San Francisco, 1982-85, 1987-1991;  
L.A. Raiders 1992  
Mike Singletary, Chicago, 1984-1993  
\*\*Bruce Matthews, Houston, 1989-1995, 1997;  
Tennessee, 2000, 2002  
\*\*\*Jerry Rice, San Francisco, 1987-88, 1990-94,  
1996, 1999; Oakland, 2003

\*Also selected, but did not play, in two additional games

\*\*Also selected, but did not play, in four additional games

\*\*\*Also selected but did not play, in three additional games

### SCORING

#### POINTS

##### Most Points, Career

- 45 Morten Andersen, New Orleans, 1986-89, 1991,  
1993; Atlanta, 1996 (15-pat, 10-fg)  
1993; Atlanta, 1996 (15-pat, 10-fg)
- 30 Jan Stenerud, Kansas City, 1971-72, 1976;  
Minnesota, 1985 (6-pat, 8-fg)  
Jimmy Smith, Jacksonville, 1998-2001 (5-td)  
Marvin Harrison, Indianapolis, 2000-06 (5-td)  
Tony Gonzalez, Kansas City, 2000-01, 2003-09 (5-td)
- 29 David Akers, Philadelphia, 2002-03, 2005 (8-pat, 7-fg)

##### Most Points, Game

- 18 John Brockington, Green Bay, 1973 (3-td)  
Mike Alstott, Tampa Bay, 2000 (3-td)  
Jimmy Smith, Jacksonville, 2000 (3-td)  
Shaun Alexander, Seattle, 2004 (3-td)
- 15 Garo Yepremian, Miami, 1974 (5-fg)  
Jason Hanson, Detroit, 2000 (6-pat, 3-fg)
- 14 Jan Stenerud, Kansas City, 1972 (2-pat, 4-fg)

### TOUCHDOWNS

#### Most Touchdowns, Career

- 5 Jimmy Smith, Jacksonville, 1998-2001 (5-p)  
Marvin Harrison, Indianapolis, 2000-06 (5-p)  
Tony Gonzalez, Kansas City, 2000-01, 2003-09 (5-p)
- 4 Mike Alstott, Tampa Bay, 1998-2003 (3-r, 1-p)  
Hines Ward, Pittsburgh, 2002-05 (3-p, 1-ret)  
Terrell Owens, San Francisco, 2001-04, Dallas, 2008 (4-p)
- 3 John Brockington, Green Bay, 1972-74 (2-r, 1-p)  
Earl Campbell, Houston, 1979-1982, 1984 (3-r)  
Chuck Muncie, New Orleans, 1980; San Diego,  
1982-83 (3-r)  
William Andrews, Atlanta, 1981-84 (1-r, 2-p)  
Marcus Allen, L.A. Raiders, 1983, 1985-86, 1988;  
Kansas City, 1994 (2-r, 1-p)  
Cris Carter, Minnesota, 1994-2001 (3-p)  
Curtis Martin, New England, 1996-97; N.Y. Jets,  
1999, 2002 (2-r, 1-p)  
Shaun Alexander, Seattle, 2004 (2-r, 1-p)  
Torry Holt, St. Louis, 2001-02, 2004-06, 2008 (3-p)  
Larry Fitzgerald, Arizona, 2006, 2008-09 (3-p)  
Adrian Peterson, Minnesota, 2008-09 (3-r)

#### Most Touchdowns, Game

- 3 John Brockington, Green Bay, 1973 (2-r, 1-p)  
Mike Alstott, Tampa Bay, 2000 (3-r)  
Jimmy Smith, Jacksonville, 2000 (3-p)  
Shaun Alexander, Seattle, 2004 (2-r, 1-p)
- 2 Mel Renfro, Dallas, 1971 (2-ret)  
Earl Campbell, Houston, 1980 (2-r)  
Chuck Muncie, New Orleans, 1980 (2-r)  
William Andrews, Atlanta, 1984 (2-p)  
Herschel Walker, Dallas, 1989 (2-r)  
Johnny Johnson, Phoenix, 1991 (2-r)  
Eric Green, Pittsburgh, 1995 (2-p)  
Marvin Harrison, Indianapolis, 2001 (2-p)  
Ricky Williams, Miami, 2003 (2-r)  
Hines Ward, Pittsburgh, 2005 (1-p, 1-ret)

T.J. Houshmandzadeh, Cincinnati, 2008 (2-p)

Terrell Owens, Dallas, 2008 (2-p)

Adrian Peterson, Minnesota, 2008 (2-r)

Larry Fitzgerald, Arizona, 2009 (2-p)

### POINTS AFTER TOUCHDOWN

#### Most Points After Touchdown, Career

- 15 Morten Andersen, New Orleans, 1986-89, 1991,  
1993; Atlanta, 1996 (15 att)
- 11 Adam Vinatieri, New England, 2003, 2005 (11 att)
- 9 Jason Hanson, Detroit, 1998, 2000 (9 att)

#### Most Points After Touchdown, Game

- 7 Mike Vanderjagt, Indianapolis, 2004 (7 att)
- 6 Ali Haji-Sheikh, N.Y. Giants, 1984 (6 att)  
Jason Hanson, Detroit, 2000 (6 att)  
Adam Vinatieri, New England, 2003 (6 att)  
Nick Folk, Dallas, 2008 (6 att)
- 5 John Carney, San Diego, 1995 (5 att)  
Matt Stover, Baltimore, 2001 (5 att)  
Jason Elam, Denver, 2002 (5 att)  
Jeff Wilkins, St. Louis, 2004 (5 att)  
Adam Vinatieri, New England, 2005 (5 att)

### FIELD GOALS

#### Most Field Goals Attempted, Career

- 18 Morten Andersen, New Orleans, 1986-89, 1991, 1993; Atlanta, 1996
- 15 Jan Stenerud, Kansas City, 1971-72, 1976; Minnesota, 1985
- 10 Nick Lowery, Kansas City, 1982, 1991, 1993

#### Most Field Goals Attempted, Game

- 6 Jan Stenerud, Kansas City, 1972  
Eddie Murray, Detroit, 1981  
Mark Moseley, Washington, 1983
- 5 Garo Yepremian, Miami, 1974
- 4 Jan Stenerud, Kansas City, 1976  
Nick Lowery, Kansas City, 1991, 1993  
Morten Andersen, New Orleans, 1993  
Cary Blanchard, Indianapolis, 1997  
John Kasay, Carolina, 1997  
David Akers, Philadelphia, 2002  
Jeff Wilkins, St. Louis, 2004

#### Most Field Goals, Career

- 10 Morten Andersen, New Orleans, 1986-89, 1991, 1993; Atlanta, 1996
- 8 Jan Stenerud, Kansas City, 1971-72, 1976; Minnesota, 1985
- 7 Nick Lowery, Kansas City, 1982, 1991, 1993  
David Akers, Philadelphia, 2002-03, 2005

#### Most Field Goals, Game

- 5 Garo Yepremian, Miami, 1974 (5 att)
- 4 Jan Stenerud, Kansas City, 1972 (6 att)  
Eddie Murray, Detroit, 1981 (6 att)
- 3 Nick Lowery, Kansas City, 1991 (4 att)  
Nick Lowery, Kansas City, 1993 (4 att)  
Jason Elam, Denver, 1999 (3 att)  
Jason Hanson, Detroit, 2000 (3 att)  
David Akers, Philadelphia, 2002 (4 att)  
Neil Rackers, Arizona, 2006 (3 att)  
Rob Bironas, Tennessee, 2008 (3 att)  
John Carney, N.Y. Giants, 2009 (3 att)

#### Longest Field Goal

- 53 David Akers, Philadelphia, 2003
- 51 Morten Andersen, New Orleans, 1989  
Jason Hanson, Detroit, 2000
- 49 Fuad Reveiz, Minnesota, 1995  
David Akers, Philadelphia, 2002

### SAFETIES

#### Most Safeties, Game

- 1 Art Still, Kansas City, 1983  
Mark Gastineau, N.Y. Jets, 1985  
Greg Townsend, L.A. Raiders, 1992

### RUSHING

#### ATTEMPTS

##### Most Attempts, Career

- 81 Walter Payton, Chicago, 1977-1981, 1984-87
- 68 O.J. Simpson, Buffalo, 1973-77
- 66 Barry Sanders, Detroit, 1990-93, 1995-98

##### Most Attempts, Game

- 19 O.J. Simpson, Buffalo, 1974
- 17 Marv Hubbard, Oakland, 1974
- 16 O.J. Simpson, Buffalo, 1973  
Marcus Allen, L.A. Raiders, 1986  
Adrian Peterson, Minnesota, 2008



**YARDS GAINED**

**Most Yards Gained, Career**

- 368 Walter Payton, Chicago, 1977-1981, 1984-87
- 356 O.J. Simpson, Buffalo, 1973-77
- 271 Marshall Faulk, Indianapolis, 1995-96, 1999; St. Louis, 2000, 2002-03

**Most Yards Gained, Game**

- 180 Marshall Faulk, Indianapolis, 1995
- 129 Adrian Peterson, Minnesota, 2008
- 127 Chris Warren, Seattle, 1995

**Longest Run From Scrimmage**

- 49 Marshall Faulk, Indianapolis, 1995 (TD)
- 41 Lawrence McCutcheon, Los Angeles, 1976
- Natrone Means, San Diego, 1995
- Marshall Faulk, Indianapolis, 1995
- 39 Chris Warren, Seattle, 1994
- Priest Holmes, Kansas City, 2002
- Adrian Peterson, Minnesota, 2008

**AVERAGE GAIN**

**Highest Average Gain, Career (20 attempts)**

- 9.36 Chris Warren, Seattle, 1994-96, (25-234)
- 7.38 Adrian Peterson, Minnesota, 2008-09 (24-177)
- 6.45 Marshall Faulk, Indianapolis, 1995-96, 1999; St. Louis, 2000, 2002-03 (42-271)

**Highest Average Gain, Game (10 attempts)**

- 13.85 Marshall Faulk, Indianapolis, 1995 (13-180)
- 9.07 Chris Warren, Seattle, 1995 (14-127)
- 8.06 Adrian Peterson, Minnesota, 2008 (16-129)

**TOUCHDOWNS**

**Most Touchdowns, Career**

- 3 Earl Campbell, Houston, 1979-1982, 1984
- Chuck Muncie, New Orleans, 1980; San Diego, 1982-83
- Mike Alstott, Tampa Bay, 1998-2003
- Adrian Peterson, Minnesota, 2008-09
- 2 John Brockington, Green Bay, 1972-74
- O.J. Simpson, Buffalo, 1973-77
- Walter Payton, Chicago, 1977-1981, 1984-87
- Marcus Allen, L.A. Raiders, 1983, 1985-86, 1988; Kansas City, 1994
- Herschel Walker, Dallas, 1988-89
- Johnny Johnson, Phoenix, 1991
- Barry Sanders, Detroit, 1990-93, 1995-98
- Curtis Martin, New England, 1996-97; N.Y. Jets, 1999, 2002
- Ricky Williams, Miami, 2003
- Shaun Alexander, Seattle, 2004
- LaDainian Tomlinson, San Diego, 2003, 2005-07

**Most Touchdowns, Game**

- 3 Mike Alstott, Tampa Bay, 2000
- 2 John Brockington, Green Bay, 1973
- Earl Campbell, Houston, 1980
- Chuck Muncie, New Orleans, 1980
- Herschel Walker, Dallas, 1989
- Johnny Johnson, Phoenix, 1991
- Ricky Williams, Miami, 2003
- Shaun Alexander, Seattle, 2004
- Adrian Peterson, Minnesota, 2008

**PASSING**

**ATTEMPTS**

**Most Attempts, Career**

- 179 Peyton Manning, Indianapolis, 2000-01, 2003-09
- 120 Dan Fouts, San Diego, 1980-84, 1986
- 101 Steve Young, San Francisco, 1993-96, 1998-99

**Most Attempts, Game**

- 41 Peyton Manning, Indianapolis, 2004
- 32 Bill Kenney, Kansas City, 1984
- Steve Young, San Francisco, 1993
- 30 Dan Fouts, San Diego, 1983

**COMPLETIONS**

**Most Completions, Career**

- 107 Peyton Manning, Indianapolis, 2000-01, 2003-09
- 63 Dan Fouts, San Diego, 1980-84, 1986
- 48 Steve Young, San Francisco, 1993-96, 1998-99

**Most Completions, Game**

- 22 Peyton Manning, Indianapolis, 2004
- 21 Joe Theismann, Washington, 1984
- 18 Steve Young, San Francisco, 1993

**COMPLETION PERCENTAGE**

**Highest Completion Percentage, Career (40 attempts)**

- 68.9 Joe Theismann, Washington, 1983-84 (45-31)

- 67.9 Rich Gannon, Oakland, 2000-03 (53-36)

- 64.4 Jim Kelly, Buffalo, 1988, 1991-92 (45-29)

**Highest Completion Percentage, Game (10 attempts)**

- 90.0 Archie Manning, New Orleans, 1980 (10-9)
- 85.7 Rich Gannon, Oakland, 2001 (14-12)
- 80.0 Rich Gannon, Oakland, 2002 (10-8)
- Jeff Garcia, Tampa Bay 2008 (10-8)

**YARDS GAINED**

**Most Yards Gained, Career**

- 1,496 Peyton Manning, Indianapolis, 2000-01, 2003-09
- 890 Dan Fouts, San Diego, 1980-84, 1986
- 614 Steve Young, San Francisco, 1993-96, 1998-99

**Most Yards Gained, Game**

- 342 Peyton Manning, Indianapolis, 2004
- 274 Dan Fouts, San Diego, 1983
- 270 Peyton Manning, Indianapolis, 2000

**Longest Completion**

- 93 Jeff Blake, Cincinnati (to Thigpen, Pittsburgh), 1996 (TD)
- 90 Steve McNair, Tennessee (to Ochocinco, Cincinnati), 2004 (TD)
- 80 Mark Brunell, Jacksonville (to Brown, Oakland), 1997 (TD)

**AVERAGE GAIN**

**Highest Average Gain, Career (40 attempts)**

- 8.36 Peyton Manning, Indianapolis, 2000-01, 2003-09 (179-1,496)
- 8.19 Rich Gannon, Oakland, 2000-03 (53-434)
- 8.12 Brett Favre, Green Bay, 1993-94, 1996-97 (57-463)

**Highest Average Gain, Game (10 attempts)**

- 15.27 Randall Cunningham, Philadelphia, 1991 (11-168)
- 13.70 Rich Gannon, Oakland, 2002 (10-137)
- 13.00 Brett Favre, Green Bay, 1997 (11-143)
- Peyton Manning, Indianapolis, 2005 (10-130)

**TOUCHDOWNS**

**Most Touchdowns, Career**

- 14 Peyton Manning, Indianapolis, 2000-01, 2003-09
- 7 Rich Gannon, Oakland, 2000-03
- 4 Steve Young, San Francisco, 1993-96, 1998-99
- Marc Bulger, St. Louis, 2004, 2007

**Most Touchdowns, Game**

- 4 Marc Bulger, St. Louis, 2004
- 3 Joe Theismann, Washington, 1984
- Phil Simms, N.Y. Giants, 1986
- Peyton Manning, Indianapolis, 2004
- Peyton Manning, Indianapolis, 2005
- 2 James Harris, Los Angeles, 1975
- Mike Boryla, Philadelphia, 1976
- Ken Anderson, Cincinnati, 1977
- Jim Kelly, Buffalo, 1991
- Mark Rypien, Washington, 1992
- Steve Young, San Francisco, 1998
- Peyton Manning, Indianapolis, 2000
- Rich Gannon, Oakland, 2001
- Peyton Manning, Indianapolis, 2001
- Rich Gannon, Oakland, 2002
- Donovan McNabb, Philadelphia, 2002
- Rich Gannon, Oakland, 2003
- Brad Johnson, Tampa Bay, 2003
- Carson Palmer, Cincinnati, 2007
- Tony Romo, Dallas, 2008

**HAD INTERCEPTED**

**Most Passes Had Intercepted, Career**

- 8 Dan Fouts, San Diego, 1980-84, 1986
- Peyton Manning, Indianapolis, 2000-01, 2003-09
- 6 Jim Hart, St. Louis, 1975-78
- 5 Ken Stabler, Oakland, 1974-75, 1978
- Donovan McNabb, Philadelphia, 2001-03, 2005
- Jeff Garcia, San Francisco, 2001-03; Tampa Bay, 2008

**Most Passes Had Intercepted, Game**

- 5 Jim Hart, St. Louis, 1977
- 4 Ken Stabler, Oakland, 1974
- 3 Dan Fouts, San Diego, 1986
- Mark Rypien, Washington, 1990
- Steve Young, San Francisco, 1993
- Jim Harbaugh, Indianapolis, 1996
- Vinny Testaverde, N.Y. Jets, 1999
- Jeff Garcia, San Francisco, 2003
- Peyton Manning, Indianapolis, 2006

**Most Attempts, Without Interception, Game**

- 27 Joe Theismann, Washington, 1984
- Phil Simms, N.Y. Giants, 1986
- 26 John Brodie, San Francisco, 1971

## PRO BOWL

Danny White, Dallas, 1983  
23 Dave Krieg, Seattle, 1990

### PERCENTAGE, PASSES HAD INTERCEPTED

#### Lowest Percentage, Passes Had Intercepted, Career (40 attempts)

0.00 Joe Theismann, Washington, 1983-84 (45-0)  
1.89 Rich Gannon, Oakland, 2000-03 (53-1)  
2.13 Dave Krieg, Seattle, 1985, 1989-1990 (47-1)

### PASS RECEIVING

#### RECEPTIONS

##### Most Receptions, Career

39 Tony Gonzalez, Kansas City, 2000-01, 2003-09  
37 Jerry Rice, San Francisco, 1987-88, 1990-94, 1996, 1999;  
Oakland, 2003  
30 Marvin Harrison, Indianapolis, 2000-06

##### Most Receptions, Game

9 Randy Moss, Minnesota, 2000  
8 Steve Largent, Seattle, 1986  
Michael Irvin, Dallas, 1992  
Andre Rison, Atlanta, 1993  
Jimmy Smith, Jacksonville, 2000  
Marvin Harrison, Indianapolis, 2001  
Terrell Owens, San Francisco, 2002  
Steve Smith, Carolina, 2006  
Terrell Owens, Dallas, 2008  
7 John Stallworth, Pittsburgh, 1983  
Jerry Rice, San Francisco, 1992  
Isaac Bruce, St. Louis, 1997  
Keyshawn Johnson, N.Y. Jets, 1999  
Randy Moss, Minnesota, 1999  
Warrick Dunn, Tampa Bay, 2001  
Torry Holt, St. Louis, 2001  
Torry Holt, St. Louis, 2004

### YARDS GAINED

#### Most Yards Gained, Career

590 Tony Gonzalez, Kansas City, 2000-01, 2003-09  
495 Jerry Rice, San Francisco, 1987-88, 1990-94, 1996, 1999;  
Oakland, 2003  
462 Marvin Harrison, Indianapolis, 2000-06

#### Most Yards Gained, Game

212 Randy Moss, Minnesota, 2000  
156 Chad Ochocinco, Cincinnati, 2004  
137 Tim Brown, Oakland, 1997  
Reggie Wayne, Indianapolis, 2007

#### Longest Reception

93 Yancey Thigpen, Pittsburgh (from Blake, Cincinnati), 1996 (TD)  
90 Chad Ochocinco, Cincinnati (from McNair, Tennessee), 2004 (TD)  
80 Tim Brown, Oakland (from Brunell, Jacksonville), 1997 (TD)

### TOUCHDOWNS

#### Most Touchdowns, Career

5 Jimmy Smith, Jacksonville, 1998-2001  
Marvin Harrison, Indianapolis, 2000-06  
Tony Gonzalez, Kansas City, 2000-01, 2003-09  
4 Terrell Owens, San Francisco, 2001-04; Dallas, 2008  
3 Cris Carter, Minnesota, 1994-2001  
Torry Holt, St. Louis, 2001-02, 2004-05  
Hines Ward, Pittsburgh, 2002-05  
Larry Fitzgerald, Arizona, 2006, 2008-09

#### Most Touchdowns, Game

3 Jimmy Smith, Jacksonville, 2000  
2 William Andrews, Atlanta, 1984  
Eric Green, Pittsburgh, 1995  
Marvin Harrison, Indianapolis, 2001  
T.J. Houshmandzadeh, Cincinnati, 2008  
Terrell Owens, Dallas, 2008  
Larry Fitzgerald, Arizona, 2009

### INTERCEPTIONS BY

#### Most Interceptions By, Career

4 Everson Walls, Dallas, 1982-84, 1986  
Deion Sanders, Atlanta, 1992-94; San Francisco, 1995;  
Dallas, 1999  
Champ Bailey, Washington, 2001-04; Denver, 2005-08  
3 Ken Houston, Houston, 1971-73; Washington, 1974-79  
Jack Lambert, Pittsburgh, 1976-1984  
Ted Hendricks, Baltimore, 1972-74; Green Bay, 1975;  
Oakland, 1981-82; L.A. Raiders, 1983-84  
Mike Haynes, New England, 1978-1981, 1983;  
L.A. Raiders, 1985-87  
Ty Law, New England, 1999, 2002-04; N.Y. Jets, 2006  
2 By 21 players

#### Most Interceptions By, Game

2 Mel Blount, Pittsburgh, 1977  
Everson Walls, Dallas, 1982, 1983  
LeRoy Irvin, L.A. Rams, 1986  
David Fulcher, Cincinnati, 1990  
Brian Dawkins, Philadelphia, 2000  
Rod Woodson, Oakland, 2003  
Ed Reed, Baltimore, 2007  
Antonio Cromartie, San Diego, 2008

### YARDS GAINED

#### Most Yards Gained, Career

147 Ty Law, New England, 1999, 2002-04; N.Y. Jets, 2006  
103 Deion Sanders, Atlanta, 1992-94; San Francisco, 1995;  
Dallas, 1999  
88 Rod Woodson, Pittsburgh, 1990-95, 1997;  
Baltimore, 2000-02; Oakland, 2003

#### Most Yards Gained, Game

87 Deion Sanders, Dallas, 1999  
77 Antonio Cromartie, San Diego, 2008  
73 Rod Woodson, Pittsburgh, 1994

#### Longest Gain

87 Deion Sanders, Dallas, 1999  
73 Rod Woodson, Pittsburgh, 1994 (lateral)  
67 Ty Law, New England, 1999 (TD)

### TOUCHDOWNS

#### Most Touchdowns, Career

2 Ty Law, New England, 1999, 2002-04; N.Y. Jets, 2006  
Derrick Brooks, Tampa Bay, 1998-2001, 2003, 2006  
1 By many players

#### Most Touchdowns, Game

1 Bobby Bell, Kansas City, 1973  
Nolan Cromwell, L.A. Rams, 1984  
Joey Browner, Minnesota, 1986  
Jerry Gray, L.A. Rams, 1990  
Mike Johnson, Cleveland, 1990  
Junior Seau, San Diego, 1993  
Ken Harvey, Washington, 1996  
Ashley Ambrose, Cincinnati, 1997  
Ty Law, New England, 1999  
Derrick Brooks, Tampa Bay, 2000  
Aeneas Williams, Arizona, 2000  
Ray Lewis, Baltimore, 2002  
Ty Law, New England, 2003  
Dre' Bly, Detroit, 2004  
Derrick Brooks, Tampa Bay, 2006

### PUNTING

#### Most Punts, Career

33 Ray Guy, Oakland, 1974-79, 1981  
23 Rohn Stark, Indianapolis, 1986-87, 1991, 1993  
22 Reggie Roby, Miami, 1985, 1990; Washington, 1995

#### Most Punts, Game

10 Reggie Roby, Miami, 1985  
9 Tom Wittum, San Francisco, 1974  
Rohn Stark, Indianapolis, 1987  
8 Jerrel Wilson, Kansas City, 1971  
Tom Skladany, Detroit, 1982  
Reggie Roby, Washington, 1995

#### Longest Punt

73 Shane Lechler, Oakland, 2002  
70 Shane Lechler, Oakland, 2002  
65 Shane Lechler, Oakland, 2009

### AVERAGE YARDAGE

#### Highest Average, Career (10 punts)

52.90 Shane Lechler, Oakland 2002, 2005, 2008-09 (10-529)  
47.30 Jeff Feagles, Arizona, 1996; N.Y. Giants, 2009 (10-473)  
46.73 Reggie Roby, Miami, 1985, 1990; Washington, 1995 (22-1,028)

#### Highest Average, Game (4 punts)

60.75 Shane Lechler, Oakland, 2002 (4-243)  
55.50 Darren Bennett, San Diego, 1996 (4-222)  
52.00 Matt Turk, Washington, 1999 (4-208)

### PUNT RETURNS

#### Most Punt Returns, Career

13 Rick Upchurch, Denver, 1977, 1979-1980, 1983  
11 Vai Sikahema, St. Louis, 1987-88  
Eric Metcalf, Cleveland 1994-95; San Diego 1998  
10 Mike Nelms, Washington, 1981-83

#### Most Punt Returns, Game

7 Vai Sikahema, St. Louis, 1987  
6 Henry Ellard, L.A. Rams, 1985

- Gerald McNeil, Cleveland, 1988
- Eric Metcalf, Cleveland, 1995
- 5 Rick Upchurch, Denver, 1980
- Mike Nelms, Washington, 1981
- Carl Roaches, Houston, 1982
- Johnny Bailey, Phoenix, 1993

**Most Fair Catches, Game**

- 2 Jerry Logan, Baltimore, 1971
- Dick Anderson, Miami, 1974
- Henry Ellard, L.A. Rams, 1985
- Isaac Bruce, St. Louis, 1997
- Desmond Howard, Detroit, 2001

**YARDS GAINED**

**Most Yards Gained, Career**

- 183 Billy Johnson, Houston, 1976, 1978; Atlanta, 1984
- 138 Mel Renfro, Dallas, 1971-72, 1974
- Rick Upchurch, Denver, 1977, 1979-1980, 1983
- 135 Eric Metcalf, Cleveland, 1994-95; San Diego 1998

**Most Yards Gained, Game**

- 159 Billy Johnson, Houston, 1976
- 138 Mel Renfro, Dallas, 1971
- 117 Wally Henry, Philadelphia, 1980

**Longest Punt Return**

- 90 Billy Johnson, Houston, 1976 (TD)
- 86 Wally Henry, Philadelphia, 1980 (TD)
- 82 Mel Renfro, Dallas, 1971 (TD)

**AVERAGE YARDAGE**

**Highest Average, Career (4 returns)**

- 22.88 Billy Johnson, Houston, 1976, 1978; Atlanta, 1984 (8-183)
- 21.50 Tony Green, Washington, 1979 (4-86)
- 15.67 David Meggett, N.Y. Giants, 1990; New England, 1997

**Highest Average, Game (3 returns)**

- 39.75 Billy Johnson, Houston, 1976 (4-159)
- 39.00 Wally Henry, Philadelphia, 1980 (3-117)
- 21.50 Tony Green, Washington, 1979 (4-86)

**TOUCHDOWNS**

**Most Touchdowns, Game**

- 2 Mel Renfro, Dallas, 1971
- 1 Billy Johnson, Houston, 1976
- Wally Henry, Philadelphia, 1980

**KICKOFF RETURNS**

**Most Kickoff Returns, Career**

- 17 Michael Bates, Carolina, 1997-2001
- 14 Mel Gray, Detroit, 1991-92, 1995
- 11 Eric Metcalf, Cleveland, 1994-95; San Diego, 1998
- Derrick Mason, Tennessee, 2001, 2004

**Most Kickoff Returns, Game**

- 8 Derrick Mason, Tennessee, 2004
- 7 Mel Gray, Detroit, 1995
- Jerry Azumah, Chicago, 2004
- 6 Greg Pruitt, L.A. Raiders, 1984
- David Meggett, New England, 1997
- Michael Bates, Carolina, 1998
- Steve Smith, Carolina, 2002
- Josh Cribbs, Cleveland, 2008

**YARDS GAINED**

**Most Yards Gained, Career**

- 488 Michael Bates, Carolina, 1997-2001
- 309 Greg Pruitt, Cleveland, 1974-75, 1977-78; L.A. Raiders, 1984
- 294 Mel Gray, Detroit, 1991-92, 1995

**Most Yards Gained, Game**

- 228 Jerry Azumah, Chicago, 2004
- 217 Michael Lewis, New Orleans, 2003
- 192 Greg Pruitt, L.A. Raiders, 1984

**Longest Kickoff Return**

- 66 Michael Bates, Carolina, 2000
- 62 Greg Pruitt, L.A. Raiders, 1984
- 61 Eugene (Mercury) Morris, Miami, 1972

**AVERAGE YARDAGE**

**Highest Average, Career (4 returns)**

- 43.40 Michael Lewis, New Orleans, 2003 (5-217)
- 35.00 Les (Speedy) Duncan, Washington, 1972 (5-175)
- 32.57 Jerry Azumah, Chicago, 2004 (7-228)

**Highest Average, Game (3 returns)**

- 43.40 Michael Lewis, New Orleans, 2003 (5-217)
- 42.67 Clifton Smith, Tampa Bay, 2009 (3-128)
- 42.00 Michael Bates, Carolina, 2000 (4-168)

**TOUCHDOWNS**

**Most Touchdowns, Game**

- 1 Hines Ward, Pittsburgh, 2005

**FUMBLES**

**Most Fumbles, Career**

- 6 Dan Fouts, San Diego, 1980-84, 1986
- 4 Lawrence McCutcheon, Los Angeles, 1974-78
- Franco Harris, Pittsburgh, 1973-76, 1978-1981
- Jay Schroeder, Washington, 1987
- Vai Sikahema, St. Louis, 1987-88
- Trent Green, Kansas City, 2004, 2006
- 3 O.J. Simpson, Buffalo, 1973-77
- William Andrews, Atlanta, 1981-84
- Joe Montana, San Francisco, 1982, 1984-85, 1988
- Walter Payton, Chicago, 1977-1981, 1984-87
- Neil Lomax, St. Louis, 1985, 1988
- Jim Kelly, Buffalo, 1988, 1991-92
- Chris Chandler, Atlanta, 1998-99
- Peyton Manning, Indianapolis, 2000-01, 2003-09
- Marc Bulger, St. Louis, 2004, 2007

**Most Fumbles, Game**

- 4 Jay Schroeder, Washington, 1987
- Trent Green, Kansas City, 2004
- 3 Dan Fouts, San Diego, 1982
- Vai Sikahema, St. Louis, 1987
- 2 By 19 players

**RECOVERIES**

**Most Fumbles Recovered, Career**

- 3 Harold Jackson, Philadelphia, 1973; Los Angeles, 1974, 1976, 1978 (3-own)
- Dan Fouts, San Diego, 1980-84, 1986 (3-own)
- Randy White, Dallas, 1978, 1980-86 (3-opp)
- Trent Green, Kansas City, 2004, 2006 (3-own)
- Peyton Manning, Indianapolis, 2000-01, 2003-09 (3-own)
- 2 By many players

**Most Fumbles Recovered, Game**

- 3 Trent Green, Kansas City, 2004 (3-own)
- 2 Dick Anderson, Miami, 1974 (1-own, 1-opp)
- Harold Jackson, Los Angeles, 1974 (2-own)
- Dan Fouts, San Diego, 1982 (2-own)
- Joey Browner, Minnesota, 1990 (2-opp)
- Jessie Armstead, N.Y. Giants, 1999 (1-own, 1-opp)
- Steve Beuerlein, Carolina, 2000 (2-own)

**YARDAGE**

**Longest Fumble Return**

- 83 Art Still, Kansas City, 1985 (TD, opp)
- 70 Adaluis Thomas, Baltimore, 2007 (TD, opp)
- 51 Phil Villapiano, Oakland, 1974 (opp)

**TOUCHDOWNS**

**Most Touchdowns, Game**

- 1 Art Still, Kansas City, 1985
- Keith Millard, Minnesota, 1990
- Adaluis Thomas, Baltimore, 2007

**SACKS**

Sacks have been compiled since 1983.

**Most Sacks, Career**

- 9.5 Reggie White, Philadelphia, 1987-1993; Green Bay, 1994, 1996-97, 1999
- 9.0 Howie Long, L.A. Raiders, 1984-88, 1990, 1993-1994
- 7.5 Bruce Smith, Buffalo, 1988-1991, 1995-96, 1998-99

**Most Sacks, Game**

- 4 Mark Gastineau, N.Y. Jets, 1985
- Reggie White, Philadelphia, 1987
- 3 Richard Dent, Chicago, 1985
- Bruce Smith, Buffalo, 1991
- 2.5 Bruce Smith, Buffalo, 1998

**TEAM RECORDS**

**SCORING**

**Most Points, Game**

- 55 NFC, 2004

**Fewest Points, Game**

- 3 AFC, 1984, 1989, 1994

**Most Points, Both Teams, Game**

- 107 NFC (55) vs. AFC (52), 2004

**Fewest Points, Both Teams, Game**

- 16 NFC (6) vs. AFC (10), 1987

# PRO BOWL

## TOUCHDOWNS

### Most Touchdowns, Game

7 AFC, 2004  
NFC, 2004

### Fewest Touchdowns, Game

0 AFC, 1971, 1974, 1984, 1989, 1994  
NFC, 1987, 1988

### Most Touchdowns, Both Teams, Game

14 AFC (7) vs. NFC (7), 2004

### Fewest Touchdowns, Both Teams, Game

1 AFC (0) vs. NFC (1), 1974  
NFC (0) vs. AFC (1), 1987  
NFC (0) vs. AFC (1), 1988

## POINTS AFTER TOUCHDOWN

### Most Points After Touchdown, Game

7 AFC, 2004

### Most Points After Touchdown, Both Teams, Game

12 AFC (7) vs. NFC (5), 2004

## FIELD GOALS

### Most Field Goals Attempted, Game

6 AFC, 1972  
NFC, 1981, 1983

### Most Field Goals Attempted, Both Teams, Game

9 NFC (6) vs. AFC (3), 1983

### Most Field Goals, Game

5 AFC, 1974

### Most Field Goals, Both Teams, Game

7 AFC (5) vs. NFC (2), 1974

## NET YARDS GAINED RUSHING AND PASSING

### Most Yards Gained, Game

626 AFC, 2004

### Fewest Yards Gained, Game

114 AFC, 1993

### Most Yards Gained, Both Teams, Game

1,022 AFC (626) vs. NFC (396), 2004

### Fewest Yards Gained, Both Teams, Game

424 AFC (202) vs. NFC (222), 1987

## RUSHING

### ATTEMPTS

#### Most Attempts, Game

50 AFC, 1974

#### Fewest Attempts, Game

9 NFC, 2001

#### Most Attempts, Both Teams, Game

80 AFC (50) vs. NFC (30), 1974

#### Fewest Attempts, Both Teams, Game

32 NFC (9) vs. AFC (23), 2001

## YARDS GAINED

### Most Yards Gained, Game

400 AFC, 1995

### Fewest Yards Gained, Game

28 NFC, 1992

### Most Yards Gained, Both Teams, Game

441 AFC (400) vs. NFC (41), 1995

### Fewest Yards Gained, Both Teams, Game

119 NFC (36) vs. AFC (83), 2001

## TOUCHDOWNS

### Most Touchdowns, Game

3 NFC, 1989, 1991, 2000, 2007  
AFC, 1995

### Most Touchdowns, Both Teams, Game

4 AFC (2) vs. NFC (2), 1973  
AFC (2) vs. NFC (2), 1980  
NFC (3) vs. AFC (1), 2007

## PASSING

### ATTEMPTS

#### Most Attempts, Game

58 NFC, 2002

#### Fewest Attempts, Game

17 NFC, 1972

#### Most Attempts, Both Teams, Game

101 NFC (54) vs. AFC (47), 2003

#### Fewest Attempts, Both Teams, Game

42 NFC (17) vs. AFC (25), 1972

## COMPLETIONS

### Most Completions, Game

32 NFC, 1993  
AFC, 2001

### Fewest Completions, Game

7 NFC, 1972, 1982

### Most Completions, Both Teams, Game

60 AFC (32) vs. NFC (28), 2001

### Fewest Completions, Both Teams, Game

18 NFC (7) vs. AFC (11), 1972

## YARDS GAINED

### Most Yards Gained, Game

515 AFC, 2004

### Fewest Yards Gained, Game

42 NFC, 1982

### Most Yards Gained, Both Teams, Game

775 AFC (515) vs. NFC (260), 2004

### Fewest Yards Gained, Both Teams, Game

215 NFC (89) vs. AFC (126), 1972

## TIMES SACKED

### Most Times Sacked, Game

9 NFC, 1985

### Fewest Times Sacked, Game

0 AFC, 1998, 1999, 2000, 2003  
NFC, 1971, 1997, 2001

### Most Times Sacked, Both Teams, Game

17 NFC (9) vs. AFC (8), 1985

### Fewest Times Sacked, Both Teams, Game

1 NFC (0) vs. AFC (1), 1997

## TOUCHDOWNS

### Most Touchdowns, Game

5 AFC, 2004

### Most Touchdowns, Both Teams, Game

9 AFC (5) vs. NFC (4), 2004

## INTERCEPTIONS BY

### Most Interceptions By, Game

6 AFC, 1977, 2003

### Most Interceptions By, Both Teams, Game

8 AFC (6) vs. NFC (2), 2003

## YARDS GAINED

### Most Yards Gained, Game

192 NFC, 2006

### Most Yards Gained, Both Teams, Game

265 NFC (192) vs. AFC (73), 2006

## TOUCHDOWNS

### Most Touchdowns, Game

2 NFC, 2000

## PUNTING

### Most Punts, Game

10 AFC, 1985

### Fewest Punts, Game

0 NFC, 1989

### Most Punts, Both Teams, Game

16 AFC (10) vs. NFC (6), 1985

### Fewest Punts, Both Teams, Game

1 NFC (0) vs. AFC (1), 2008

## PUNT RETURNS

### Most Punt Returns, Game

7 NFC, 1985, 1987  
AFC, 1995

### Fewest Punt Returns, Game

0 AFC, 1984, 1989, 2008  
NFC, 2005, 2008

### Most Punt Returns, Both Teams, Game

11 NFC (7) vs. AFC (4), 1985

### Fewest Punt Returns, Both Teams, Game

0 NFC (0) vs. AFC (0), 2008

## YARDS GAINED

### Most Yards Gained, Game

177 AFC, 1976

### Fewest Yards Gained, Game

-1 NFC, 1991

### Most Yards Gained, Both Teams, Game

263 AFC (177) vs. NFC (86), 1976



**Fewest Yards Gained, Both Teams, Game**

0 NFC (0) vs. AFC (0), 2008

**TOUCHDOWNS**

**Most Touchdowns, Game**

2 NFC, 1971

**KICKOFF RETURNS**

**Most Kickoff Returns, Game**

10 AFC, 2004

**Fewest Kickoff Returns, Game**

1 NFC, 1971, 1984, 1994  
AFC, 1988, 1991

**Most Kickoff Returns, Both Teams, Game**

18 AFC (10) vs. NFC (8), 2004

**Fewest Kickoff Returns, Both Teams, Game**

5 NFC (2) vs. AFC (3), 1979  
AFC (1) vs. NFC (4), 1988  
NFC (2) vs. AFC (3), 1992  
NFC (1) vs. AFC (4), 1994

**YARDS GAINED**

**Most Yards Gained, Game**

247 NFC, 2004

**Fewest Yards Gained, Game**

6 NFC, 1971

**Most Yards Gained, Both Teams, Game**

461 NFC (247) vs. AFC (214), 2004

**Fewest Yards Gained, Both Teams, Game**

99 NFC (48) vs. AFC (51), 1987

**TOUCHDOWNS**

**Most Touchdowns, Game**

1 AFC, 2005

**FUMBLES**

**Most Fumbles, Game**

10 NFC, 1974

**Most Fumbles, Both Teams, Game**

15 NFC (10) vs. AFC (5), 1974

**RECOVERIES**

**Most Fumbles Recovered, Game**

10 NFC, 1974 (6 own, 4 opp)

**Most Fumbles Lost, Game**

4 AFC, 1974, 1988  
NFC, 1974

**YARDS GAINED**

**Most Yards Gained, Game**

87 AFC, 1985

**TOUCHDOWNS**

**Most Touchdowns, Game**

1 AFC, 1985, 2007  
NFC, 1990

**TURNOVERS**

(Number of times losing the ball on interceptions and fumbles.)

**Most Turnovers, Game**

8 AFC, 1974

**Fewest Turnovers, Game**

0 AFC, 1991, 1997  
NFC, 1991, 1995, 1996, 2001

**Most Turnovers, Both Teams, Game**

12 AFC (8) vs. NFC (4), 1974

**Fewest Turnovers, Both Teams, Game**

0 AFC vs. NFC, 1991

# PRO BOWL

## ALL-TIME PRO BOWL HEAD COACHES

*\*Excused For Medical Reasons*

**A**  
Allen, George .....LA Rams, 1967, 1969  
Anderson, Hunk .....CHI Bears, Dec. 1942

**B**  
Belichick, Bill .....NYJ, 1999; NE, 2007  
Bennett, Leeman .....ATL, 1981  
Brown, Paul .....CLE, 1951-54  
Burns, Jerry .....MINN, 1988

**C**  
Capers, Dom .....CAR, 1997  
Carson, Bud .....CLE, 1990  
Collier, Blanton .....CLE, 1965-66  
Collier, Joe .....BUFF, 1968  
Coryell, Don .....SD, 1980  
Coughlin, Tom .....JAX, 1997, 2000  
Cowher, Bill .....PITT, 1995, 1998, 2002, 2005

**D**  
Ditka, Mike .....CHI Bears, 1985, 1989  
Driscoll, John (Paddy) .....CHI Bears, 1957  
Dungy, Tony .....TB, 2000; IND, 2004

**E**  
Ewbank, Weeb .....BAL, 1959

**F**  
Fairbanks, Chuck .....NE, 1979  
Fears, Tom .....NO, 1970  
Fisher, Jeff .....TENN, 2003  
Flaherty, Ray .....WASH, 1939, Dec. 1940, Dec. 1942  
Fontes, Wayne .....DET, 1992  
Fox, John .....CAR, 2006

**G**  
Gibbs, Joe .....WASH, 1987  
Gilman, Sid .....LA Rams, 1956; SD, 1962, 1964-66  
Graham, Otto .....WASH, 1968  
Grant, Bud .....MINN, 1979  
Green, Dennis .....MINN, 1999, 2001  
Gruden, Jon .....OAK, 2001

**H**  
Halas, George ...CHI Bears, Dec. 1940, Jan. 1942, 1964  
Harbaugh, John .....BAL Ravens, 2009  
Hickey, Red .....SF, 1960  
Holmgren, Mike .....GB, 1996  
Holovak, Mike .....BOS, 1964, 1967  
Howell, Jim Lee .....NYG, 1957, 1959

**I**  
Ivy, Frank (Pop) .....HOU, 1963

**K**  
Knox, Chuck .....LA Rams, 1975-78; SEA, 1984  
Kuharich, Joe .....WASH, 1956

**L**  
Lambeau, Earl (Curly) .....GB, Jan. 1940  
Landry, Tom .....DAL Cowboys, 1967, 1969,  
1973-74, 1980, 1983  
Lemm, Wally .....HOU, 1962  
Levy, Marv .....BUFF, 1989  
Lombardi, Vince .....GB, 1961, 1963, 1966

**M**  
Madden, John .....OAK, 1971, 1974-76  
Marchbroda, Ted .....BAL, 1978; IND, 1996  
Mariucci, Steve .....SF, 1998  
McCafferty, Don .....BAL, 1972  
McCarthy, Mike .....GB, 2008  
McKay, John .....TB, 1982  
Michaels, Walt .....NYJ, 1983  
Mora, Jim .....ATL, 2005

**N**  
Nolan, Dick .....SF, 1971-72  
Noll, Chuck .....PITT, 1973, 1977, 1985

**O**  
Owen, Steve .....NYG, 1939, Jan. 1940, Jan. 1942

**P**  
Parcells, Bill .....NYJ, 1999\*  
Parker, Raymond (Buddy) ....DET, 1953-54; PITT, 1958  
Payton, Sean .....NO, 2007

**R**  
Rauch, John .....OAK, 1967  
Reeves, Dan .....DEN, 1992  
Reid, Andy .....PHIL, 2002-04, 2009  
Robinson, John .....LA Rams, 1986, 1990  
Rutigliano, Sam .....CLE, 1981

**S**  
Saban, Lou .....BUFF, 1965-66; DEN, 1968-70  
Schottenheimer, Marty .....CLE, 1987-88; KC, 1994  
Seifert, George .....SF, 1991, 1993-94  
Shanahan, Mike .....DEN, 2006  
Shaw, Buck .....SF, 1955; PHIL, 1960-61  
Shell, Art .....LA Raiders, 1991  
Sherman, Allie .....NYG, 1962-64  
Shula, Don ...BAL, 1965, 1968; MIA, 1982, 1986, 1993  
Stram, Hank .....KC, 1963  
Stydahar, Joe .....LA Rams, 1951-52  
Switzer, Barry .....DAL Cowboys, 1995

**T**  
Trimble, Jim .....PHIL, 1955  
Turner, Norv .....SD, 2008

**V**  
Van Brocklin, Norm .....MINN, 1962; ATL, 1970

**W**  
Walsh, Bill .....SF, 1984  
Wilson, George .....DET, 1958; MIA, 1969-70

**ALL-TIME ROSTER**

Pro Bowl players including 2009 Game

\*Selected But Did Not Play

**A**  
 Abraham, Donnie, CB.....TB (1) 2001  
 Abraham, John, DE.....NYJ (3) 2002-03, 2005\*  
 Adamle, Tony, FB.....CLE (2) 1951-52  
 Adams, Chet, T.....CLE (2) Jan. 1942, Dec. 1942  
 Adams, Flozell, T.....DALL Cowboys (5) 2004, 2005\*,  
 2007-09  
 Adams, Julius, DE.....NE (1) 1981  
 Adams, Sam, DT.....(3) BALT Ravens 2001-02;  
 BUFF 2005  
 Adamson, Ken, G.....DEN (1) 1962  
 Adareley, Herb, CB.....GB (5) 1964-68  
 Addai, Joseph, RB.....IND (1) 2008  
 Addison, Tom, LB.....BOS (4) 1962-65  
 Aikman, Troy, QB.....DALL Cowboys (6) 1992-93,  
 1994\*, 1995, 1996\*, 1997\*  
 Akers, David, K.....PHIL (3), 2002-03, 2005  
 Alban, Dick, HB.....WASH (1) 1955  
 Albert, Frankie, QB.....SF (1) 1951  
 Albright, Ethan, LS.....WASH (1) 2008  
 Alderman, Grady, T.....MINN (6) 1964-68, 1970  
 Aldrich, Ki, C.....(2) CHI Cardinals Jan. 1940;  
 WASH Dec. 1942  
 Alexander, Kermit, S.....SF (1) 1969  
 Alexander, Shaun, RB.....SEA (3), 2004, 2005\*, 2006\*  
 Alexander, Stephen, TE.....WASH (1) 2001  
 Allen, Chuck, LB.....SD (2) 1964-65  
 Allen, Eric, CB.....(6) PHIL 1990, 1992-95; NO 1996  
 Allen, Jared, DE.....(2) KC 2005; MINN 2009  
 Allen, Larry, G.....(11) DALL Cowboys 1996-99, 2000\*,  
 2001, 2002\*, 2004-05; SF 2006-07  
 Allen, Marcus, RB.....(6) LA Raiders 1983, 1985-86,  
 1987\*, 1988; KC 1994  
 Allen, Terry, RB.....WASH (1) 1997  
 Alstott, Mike, FB.....TB (6) 1998-2003  
 Alt, John, T.....KC (2) 1993-94  
 Alworth, Lance, FL.....SD (7) 1964-70  
 Alzado, Lyle, DE.....DEN (2) 1978-79  
 Ambrose, Ashley, CB.....CIN (1) 1997  
 Ameche, Alan, FB.....BALT (4) 1956-59  
 Anders, Kimble, RB.....KC (3) 1996-98  
 Andersen, Morten, K.....(7) NO 1986-89, 1991, 1993;  
 ATL 1996  
 Anderson, Bill, E.....WASH (2) 1960-61  
 Anderson, Derek, QB.....CLE (1) 2008  
 Anderson, Dick, S.....MIA (3) 1973-75  
 Anderson, Donny, HB.....GB (1) 1969  
 Anderson, Gary, K.....(4) PITT 1984, 1986, 1994;  
 MINN 1999  
 Anderson, Gary, RB.....SD (1) 1987  
 Anderson, Jamal, RB.....ATL (1) 1999  
 Anderson, Ken, QB.....CIN (4) 1976-77, 1982-83  
 Anderson, Neal, RB.....CHI (4) 1989, 1990\*,  
 1991\*, 1992  
 Anderson, Ottis, RB.....STL (2) 1980-81  
 Anderson, Richie, FB.....NYJ (1) 2001  
 Anderson, Willie, T.....CIN (4) 2004, 2005\*, 2006, 2007\*  
 Andrews, Shawn, G.....PHIL (2) 2007\*, 2008  
 Andrews, William, RB.....ATL (4) 1981-84  
 Andrie, George, DE.....DALL Cowboys (5) 1966-70  
 Ane, Charley, T.....DET (2) 1957, 1959  
 Angsman, Elmer, HB.....CHI Cardinals (1) 1951  
 Antwine, Houston, DT.....BOS (6) 1964\*, 1965-69  
 Apolskis, Ray, C.....CHI Cardinals (1) Jan. 1942  
 Arbanas, Fred, TE.....(5) DALL Texans 1963;  
 KC 1964\*, 1965\*, 1966, 1968  
 Armstead, Jessie, LB.....NYG (5) 1998-2002  
 Armstrong, Bruce, T.....NE (6) 1991-92, 1995-98  
 Armstrong, Otis, RB.....DEN (2) 1975, 1977  
 Armstrong, Trace, DE.....MIA (1) 2001  
 Arnett, Jon, HB.....LA Rams (5) 1958-62  
 Arnold, Jim, P.....DET (2) 1988-89  
 Arrington, LaVar, LB.....WASH (3) 2002-04  
 Artoe, Lee, T.....CHI Bears (3) Dec. 1940, Jan. 1942,  
 Dec. 1942  
 Asomugha, Nnamdi, CB.....OAK (1) 2009  
 Atkins, Bill, S.....BUFF (1) 1962  
 Atkins, Doug, DE.....CHI Bears (8) 1958-64, 1966  
 Atkinson, Al, LB.....NYJ (1) 1969  
 Atkinson, George, CB.....OAK (2) 1969-70  
 Atwater, Steve, S.....DEN (8) 1991-96, 1997\*, 1999

Austin, Bill, G.....NYG (1) 1955  
 Ayانبadejo, Brendon, ST.....(3) CHI Bears 2007-08;  
 BALT Ravens 2009  
 Azumah, Jerry, KR.....CHI Bears (1) 2004

**B**  
 Bacon, Coy, DE.....(3) LA Rams 1973; CIN 1977-78  
 Bailey, Champ, CB.....(8) WASH 2001-04; DEN 2005-08  
 Bailey, Johnny, KR.....PHX (1) 1993  
 Baisi, Al, G.....CHI Bears (2) Dec. 1940, Jan. 1942  
 Baker, Al, DE.....DET (3) 1979-81  
 Baker, Dave, S.....SF (1) 1960  
 Baker, Jon, G.....NYG (2) 1952-53  
 Baker, Sam, HB-K.....(4) WASH 1957; DALL Cowboys  
 1964; PHIL 1965, 1969  
 Baker, Tony, RB.....NO (1) 1970  
 Bakken, Jim, K.....STL (4) 1966, 1968, 1976-77  
 Balaz, Frank, G.....GB (1) Jan. 1940  
 Ball, Jerry, NT.....DET (3) 1990-91, 1992\*  
 Ballard, Howard, T.....BUFF (2) 1993-94  
 Ballman, Gary, HB-SE.....PITT (2) 1965-66  
 Banducci, Bruno, G.....SF (1) 1955  
 Banfield, Tony, CB.....HOU (3) 1962-64  
 Banks, Carl, LB.....NYG (1) 1988  
 Banks, Chip, LB.....CLE (4) 1983-84, 1986\*, 1987  
 Banks, Tom, C.....STL (4) 1976-79  
 Bannister, Alex, ST.....SEA (1) 2004  
 Barbaro, Gary, S.....KC (3) 1981-83  
 Barber, Jim, T.....WASH (1) Dec. 1940  
 Barber, Marion, RB.....DALL Cowboys (1) 2008  
 Barber, Ronde, CB.....TB (5) 2002, 2005-07, 2009  
 Barber, Stew, T.....BUFF (5) 1964-68  
 Barber, Tiki, RB.....NYG (3) 2005-07  
 Barker, Bryan, P.....JAX (1) 1998  
 Barkum, Jerome, WR.....NYJ (1) 1974  
 Barnard, Hap, E.....NYG (1) 1939  
 Barnes, Billy Ray, FB-HB.....PHIL (3) 1958-60  
 Barnes, Erich, DB.....(6) CHI Bears 1960; NYG 1962-65;  
 CLE 1969  
 Barnes, Mike, DT.....BALT (1) 1978  
 Barnes, Walter (Piggy), G.....PHIL (1) 1951  
 Barnett, Fred, WR.....PHIL (1) 1993  
 Barney, Lem, CB.....DET (7) 1968-70, 1973-74,  
 1976-77  
 Barr, Terry, FL.....DET (2) 1964-65  
 Bartkowski, Steve, QB.....ATL (2) 1981-82  
 Barton, Harris, G.....SF (1) 1994  
 Bartrum, Mike, LS.....PHIL (1) 2006  
 Barwegan, Dick, G.....(4) CHI Bears 1951-53;  
 BALT 1954  
 Bass, Dick, HB.....LA Rams (3) 1963-64, 1967  
 Bassi, Dick, G.....PHIL (1) Dec. 1940  
 Bates, Bill, ST.....DALL Cowboys (1) 1985  
 Bates, Michael, KR-ST.....CAR (5) 1997-2001  
 Baugh, Sammy, HB-QB.....WASH (5) 1939,  
 Dec. 1940, Jan. 1942, Dec. 1942\*, 1952  
 Baughan, Maxie, LB.....(9) PHIL 1961-62,  
 1964-66; LA Rams 1967-69, 1970\*  
 Baumhower, Bob, DT-NT.....MIA (5) 1980,  
 1982-84, 1985\*  
 Bausch, Frank, C.....CHI Bears (1) Dec. 1940  
 Bavaro, Mark, TE.....NYG (2) 1987, 1988\*  
 Beasley, Fred, FB.....SF (1) 2004  
 Beason, Jon, LB.....CAR (1) 2009  
 Bednarik, Chuck, LB.....PHIL (8) 1951-55,  
 1957-58, 1961  
 Behrman, Dave, LB.....BUFF (1) 1966\*  
 Beinor, Ed, T.....WASH (1) Dec. 1942\*  
 Bell, Bobby, DE-LB.....KC (9) 1965-73  
 Bell, Greg, RB.....BUFF (1) 1985  
 Bell, Kendrick, LB.....PITT (1) 2002  
 Bell, Todd, S.....CHI Bears (1) 1985  
 Bemiller, Al, C.....BUFF (1) 1966  
 Benirschke, Rolf, K.....SD (1) 1983  
 Bennett, Cornelius, LB.....BUFF (5) 1989, 1991-94  
 Bennett, Darren, P.....SD (2) 1996, 2001  
 Bennett, Michael, RB.....MINN (1) 2003  
 Benson, Brad, T.....NYG (1) 1987  
 Bentley, LeCharles, G-C.....NO (2) 2004\*, 2006  
 Benton, Jim, E.....CLE (1) Jan. 1940  
 Berger, Mitch, P.....(2) MINN 2000; NO 2005  
 Bergery, Bill, LB.....(5) CIN 1970; PHIL 1975, 1977-79  
 Berry, Bertrand, DE.....ARIZ (1) 2005  
 Berry, Bob, QB.....ATL (1) 1970

Berry, Raymond, SE.....BALT (6) 1959-60,  
 1961\*, 1962, 1964-65  
 Bertelsen, Jim, RB.....LA Rams (1) 1974  
 Bethea, Antoine, S.....IND (1) 2008  
 Bethea, Elvin, DE.....HOU (8) 1970, 1972-76,  
 1979-80  
 Better, Doug, DE.....MIA (1) 1984  
 Bettis, Jerome, RB.....(6) LA Rams 1994-95;  
 PITT 1997-98, 2002\*, 2005  
 Beuerlein, Steve, QB.....CAR (1) 2000  
 Biasucci, Dean, K.....IND (1) 1988  
 Bickett, Duane, LB.....IND (1) 1988  
 Bidwell, Josh, P.....TB (1) 2006  
 Bielski, Dick, E.....DALL Cowboys (1) 1962  
 Bierne, Jim, WR.....HOU (1) 1970  
 Biggs, Verlon, DE.....NYJ (3) 1967-69  
 Biletnikoff, Fred, WR.....OAK (6) 1968,  
 1970-72, 1974-75  
 Bingaman, Les, G.....DET (2) 1952, 1954  
 Binn, David, LS.....SD (1) 2007  
 Birdsong, Carl, P.....STL (1) 1984  
 Birdwell, Dan, DE.....OAK (1) 1969  
 Birk, Matt, C.....MINN (6) 2001, 2002\*, 2004-05,  
 2007-08  
 Bironas, Rob, K.....TENN (1) 2008  
 Bishop, Bill, T.....CHI Bears (1) 1955  
 Bishop, Blaine, S.....(4) HOU 1996, 1997\*;  
 TENN 1998, 2001  
 Bishop, Don, CB.....DALL Cowboys (1) 1963  
 Bishop, Keith, G.....DEN (2) 1987-88  
 Bishop, Sonny, G.....HOU (1) 1969  
 Bjork, Del, T.....CHI Bears (1) 1939  
 Blades, Bennie, S.....DET (1) 1992  
 Blades, Brian, WR.....SEA (1) 1990  
 Blair, George, DB.....SD (1) 1962  
 Blair, Matt, LB.....MINN (6) 1978-83  
 Blake, Jeff, QB.....CIN (1) 1996  
 Blanchard, Cary, K.....IND (1) 1997  
 Blanda, George, QB-K.....(4) HOU 1962-64; OAK 1968  
 Blanks, Sid, HB.....HOU (1) 1965  
 Blazine, Tony, T.....CHI Cardinals (1) Jan. 1940  
 Bledsoe, Drew, QB.....(4) NE 1995, 1997-98;  
 BUFF 2003  
 Blount, Mel, CB.....PITT (5) 1976-77, 1979-80, 1982  
 Blozis, Al, T.....NYG (1) Dec. 1942  
 Blue, Forrest, C.....SF (4) 1972-75  
 Bly, Dre', CB.....DET (2) 2004-05  
 Bokamper, Kim, LB.....MIA (1) 1980  
 Boldin, Anquan, WR.....ARIZ (3) 2004, 2007, 2009  
 Bono, Steve, QB.....KC (1) 1996  
 Booker, Marty, WR.....CHI Bears (1) 2003  
 Boozer, Emerson, HB.....NYJ (2) 1967, 1969  
 Bortz, Mark, G.....CHI Bears (2) 1989, 1991\*  
 Boryla, Mike, QB.....PHIL (1) 1976  
 Boselli, Tony, T.....JAX (5) 1997-99, 2000\*, 2001\*  
 Bosley, Bruce, G-C.....SF (4) 1961, 1966-68  
 Bosseler, Don, FB.....WASH (1) 1960  
 Bostic, Jeff, C.....WASH (1) 1984  
 Bostic, Keith, S.....HOU (1) 1988  
 Boston, David, WR.....ARIZ (1) 2002  
 Boulware, Peter, LB.....BALT Ravens (4) 1999-2000,  
 2003, 2004\*  
 Bowens, Tim, DT.....MIA (2) 1999\*, 2003  
 Boyd, Bob, E.....LA Rams (1) 1955  
 Boyd, Bobby, DB.....BALT (2) 1965, 1969  
 Boyd, Stephen, ILB.....DET (2) 2000, 2001\*  
 Boyette, Garland, LB.....HOU (2) 1969-70  
 Box, Cloyce, E.....DET (2) 1951, 1953  
 Braase, Ordell, DE.....BALT (2) 1967-68  
 Brackens, Tony, DE.....JAX (1) 2000  
 Bradley, Bill, S.....PHIL (3) 1972-74  
 Bradshaw, Charlie, T.....PITT (2) 1964-65  
 Bradshaw, Terry, QB.....PITT (3) 1976\*, 1979-80  
 Brady, Tom, QB.....NE (4) 2002, 2005, 2006\*, 2008\*  
 Bramlett, John, LB.....(2) DEN 1967; MIA 1968  
 Branch, Cliff, WR.....OAK (4) 1975-78  
 Branch, Mel, DE.....(3) DALL Texans 1962-63;  
 KC 1964  
 Bray, Ray, G.....CHI Bears (4) Dec. 1940, Jan. 1942,  
 1951-52  
 Braxton, Tyrone, S.....DEN (1) 1997  
 Brazile, Robert, LB.....HOU (7) 1977-83  
 Breedlove, Rod, LB.....WASH (1) 1963  
 Brees, Drew, QB.....(3) SD 2005; NO 2007, 2009

# PRO BOWL

Brenner, Hoby, TE.....NO (1) 1988  
 Breunig, Bob, LB.....DALL Cowboys (3) 1980-81, 1983  
 Brewer, Johnny, LB.....CLE (1) 1967  
 Brewster, Darrell (Pete), E.....CLE (2) 1956-57  
 Brezina, Greg, LB.....ATL (1) 1970  
 Briggs, Lance, LB.....CHI Bears (4) 2006, 2007\*, 2008\*, 2009  
 Brink, Larry, DE.....LA Rams (2) 1951-52  
 Briscoe, Marlin, WR.....BUFF (1) 1971  
 Brito, Gene, DE.....WASH (5) 1954, 1956-59  
 Brock, Charley, C.....GB (3) Jan. 1940, Dec. 1940, Dec. 1942  
 Brockington, John, RB.....GB (3) 1972-74  
 Brodie, John, QB.....SF (2) 1966, 1971  
 Brooker, Tommy, E.....KC (1) 1965  
 Brooking, Keith, LB.....ATL (5) 2002, 2003\*, 2004-06  
 Brooks, Derrick, LB...TB (11) 1998-2001, 2002\*, 2003, 2004\*, 2005\*, 2006-07, 2009\*  
 Brooks, James, RB.....CIN (4) 1987, 1989-91  
 Brooks, Larry, DT.....LA Rams (5) 1977-78, 1979\*, 1980-81  
 Brooks, Michael, LB.....DEN (1) 1993  
 Brookshier, Tom, CB.....PHIL (2) 1960-61  
 Brown, Bill, FB.....MINN (4) 1965-66, 1968-69  
 Brown, Bob, T.....(6) PHIL 1966-67, 1969; LA Rams 1970\*, 1971\*; OAK 1972\*  
 Brown, Bob, DT.....GB (1) 1973  
 Brown, Chad, LB.....(3) PITT 1997; SEA 1999-2000  
 Brown, Charlie, WR.....WASH (2) 1983-84  
 Brown, Dave, CB.....SEA (1) 1985  
 Brown, Ed, QB.....CHI Bears (2) 1956-57  
 Brown, Eddie, KR.....WASH (2) 1977-78  
 Brown, Eddie, WR.....CIN (1) 1989  
 Brown, Hardy, LB.....SF (1) 1953  
 Brown, Jammal, T.....NO (2) 2007\*, 2009  
 Brown, Jerome, NT.....PHIL (2) 1991\*, 1992  
 Brown, Jim, FB.....CLE (9) 1958-66  
 Brown, Larry, RB.....WASH (4) 1970-72, 1973\*  
 Brown, Larry, T.....PITT (1) 1983  
 Brown, Lomas, T.....DET (7) 1991-97  
 Brown, Mike, S.....CHI Bears (1) 2006\*  
 Brown, Ray, G.....SF (1) 2002  
 Brown, Roger, DT.....(6) DET 1963-67; LA Rams 1968  
 Brown, Ron, KR.....LA Rams (1) 1986  
 Brown, Ronnie, RB.....MIA (1) 2009  
 Brown, Roosevelt, T.....NYG (9) 1956-61, 1963, 1965-66  
 Brown, Ruben, G... (9) BUFF 1997-2004; CHI Bears 2007  
 Brown, Tim, KR-WR.....LA Raiders (9) 1989, 1992, 1994-95; OAK 1996-98, 2000\*, 2002  
 Brown, Timmy, HB.....PHIL (3) 1963-64, 1966  
 Brown, Troy, WR.....NE (1) 2002  
 Brown, Willie, CB.....(9) DEN 1965-66; OAK 1968-74  
 Browner, Joey, ST-S.....MINN (6) 1986-91  
 Bruce, Isaac, WR.....STL Rams (4) 1997, 2000, 2001\*, 2002\*  
 Brueder, Hank, QB.....GB (1) Jan. 1940  
 Brumm, Don, DE.....STL (1) 1969  
 Bruney, Fred, S.....BOS (2) 1962-63  
 Brunell, Mark, QB.....JAX (3) 1997-98, 2000  
 Bruschi, Tedy, LB.....NE (1) 2005  
 Bryant, Bobby, CB.....MINN (2) 1976, 1977\*  
 Buchanan, Buck, DT.....KC (8) 1965-72  
 Buchanan, Ray, CB.....ATL (1) 1999  
 Buchanan, Willie, CB.....GB (3) 1974\*, 1975, 1979  
 Budde, Ed, G.....KC (7) 1964, 1967-72  
 Buhler, Larry, FB.....GB (1) Jan. 1940  
 Bulaih, Norm, RB.....BALT (1) 1972\*  
 Bulluck, Keith, LB.....TENN (1) 2004  
 Bulger, Marc, QB.....STL Rams (2) 2004, 2007  
 Buncom, Frank, LB.....SD (3) 1965-66, 1968  
 Buoniconti, Nick, LB.....(8) BOS 1964-68; MIA 1970, 1973\*, 1974  
 Burford, Chris, E.....DALL Texans (1) 1962  
 Burgess, Derrick, DE.....OAK (2) 2006-07  
 Burk, Adrian, QB.....PHIL (2) 1955-56  
 Burnett, Bobby, HB.....BUFF (1) 1967  
 Burnett, Dale, HB.....NYG (1) 1939  
 Burnett, Rob, DE.....CLE (1) 1995  
 Burrell, Ode, HB.....HOU (1) 1966  
 Burrough, Ken, WR.....HOU (2) 1976, 1978  
 Burruss, Lloyd, S.....KC (1) 1987  
 Burt, Jim, NT.....NYG (1) 1987

Bussey, Young, QB.....CHI Bears (2) Jan. 1942, Dec. 1942  
 Butkus, Dick, LB.....CHI Bears (8) 1966-73  
 Butler, Jack, DB.....PITT (4) 1956-59  
 Butler, Jerry, WR.....BUFF (1) 1981  
 Butler, Jim, RB.....ATL (1) 1970  
 Butler, LeRoy, CB.....GB (4) 1994, 1997-99  
 Butts, Marion, RB.....SD (2) 1991\*, 1992  
 Butz, Dave, DT.....WASH (1) 1984  
 Byars, Keith, RB.....MIA (1) 1994  
 Byner, Earnest, RB.....WASH (2) 1991-92  
 Byrd, Butch, CB.....BUFF (5) 1965-67, 1969-70  
 Byrd, Gill, CB.....SD (2) 1992-93

## C

Caffey, Lee Roy, LB.....GB (1) 1966  
 Camarillo, Rich, P.....(5) NE 1984; PHX 1990, 1992-94  
 Cameron, Paul.....PITT (1) 1955\*  
 Campbell, Earl, RB.....HOU (5) 1979-82, 1984  
 Campbell, Marion, DT.....PHIL (2) 1960-61  
 Campbell, Woodie, HB.....HOU (1) 1968\*  
 Cannady, John, C.....NYG (2) 1951, 1953  
 Cannon, Billy, HB-TE.....(2) HOU 1962; OAK 1970  
 Cappelletti, Gino, E.....BOS (5) 1962, 1964-67  
 Carapella, Al, T.....SF (1) 1955  
 Cardwell, Lloyd, HB.....DET (1) 1939  
 Carlton, Wray, FB.....BUFF (2) 1966-67  
 Carmichael, Harold, WR.....PHIL (4) 1974, 1979-81  
 Carney, John, K.....(2) SD 1995; NYG 2009  
 Carolan, Reg, E.....DALL Texans (1) 1963  
 Caroline, J.C., HB.....CHI Bears (1) 1957  
 Carollo, Joe, T.....LA Rams (1) 1969  
 Carpenter, Ken, HB.....CLE (1) 1952  
 Carpenter, Preston, E.....PITT (1) 1963  
 Carr, Fred, LB.....GB (3) 1971, 1973, 1976  
 Carr, Roger, WR.....BALT (1) 1977  
 Carrier, Mark, S.....CHI Bears (3) 1991-92, 1994  
 Carrier, Mark, WR.....TB (1) 1990  
 Carroll, Vic, G.....WASH (1) Dec. 1942  
 Carson, Carlos, WR.....KC (1) 1988  
 Carson, Harry, LB.....NYG (9) 1979\*, 1980, 1982-88  
 Carson, Johnny, E.....WASH (1) 1958  
 Carswell, Dwayne, TE.....DEN (1) 2002  
 Carter, Anthony, WR.....MINN (2) 1988-89, 1990\*  
 Carter, Cris, WR.....MINN (8) 1994-2001  
 Carter, Dale, CB.....KC (4) 1995-96, 1997\*, 1998  
 Carter, Jim, LB.....GB (1) 1974  
 Carter, Joe, E.....PHIL (2) 1939, Jan. 1940  
 Carter, Kevin, DE.....(2) STL Rams 2000; TENN 2003  
 Carter, Michael, NT.....SF (3) 1986, 1988-89  
 Casanova, Tommy, S.....CIN (3) 1975, 1977-78  
 Casares, Rick, FB-HB.....CHI Bears (5) 1956-60  
 Case, Scott, CB.....ATL (1) 1989  
 Casey, Bernie, FL.....LA Rams (1) 1968  
 Cason, Jim, HB.....SF (2) 1952, 1955  
 Casper, Dave, TE.....(5) OAK 1977-80; HOU 1981  
 Caster, Rich, TE.....NYJ (3) 1973, 1975-76  
 Cecil, Chuck, S.....GB (1) 1993  
 Centers, Larry, FB... (3) ARIZ 1996\*, 1997; BUFF 2002  
 Chamberlain, Byron, TE.....MINN (1) 2002  
 Chambers, Chris, WR.....MIA (1) 2006  
 Chambers, Wally, DT.....CHI Bears (3) 1974, 1976-77  
 Chandler, Chris, QB.....ATL (2) 1998-99  
 Chandler, Don, K.....GB (1) 1968  
 Chandler, Wes, WR... (4) NO 1980; SD 1983-84, 1986  
 Chandnois, Lynn, HB.....PITT (2) 1953-54  
 Chapple, Dave, P.....LA Rams (1) 1973  
 Chavous, Corey, S.....MIN (1) 2004  
 Cherry, Deron, S.....KC (6) 1984-89  
 Cherundolo, Chuck, C...PITT (2) Jan. 1942, Dec. 1942  
 Chesney, Chester, C.....CHI Bears (1) Dec. 1940  
 Chester, Raymond, TE.....OAK (4) 1971-73, 1980  
 Childress, Ray, DE-NT.....HOU (5) 1989, 1991, 1992\*, 1993-94  
 Childs, Henry, TE.....NO (1) 1980  
 Chmura, Mark, TE.....GB (3) 1996, 1998-99  
 Christensen, Todd, TE.....LA Raiders (5) 1984-88  
 Christiansen, Jack, S.....DET (5) 1954-58  
 Christy, Dick, HB.....NY Titans (1) 1963  
 Christy, Jeff, C.....(3) MINN 1999-2000; TB 2001  
 Cifers, Ed, E.....WASH (1) Dec. 1942  
 Clancy, Jack, SE.....MIA (1) 1968  
 Clark, Bruce, DE.....NO (1) 1985

Clark, Dwight, WR.....SF (2) 1982-83  
 Clark, Gary, WR.....WASH (4) 1987-88, 1991-92  
 Clark, Harry, HB...CHI Bears (2) Dec. 1940, Jan. 1942  
 Clark, Mike, K.....PITT (1) 1967  
 Clarke, Hagood, DB.....BUFF (1) 1966  
 Clarke, Leon, E.....LA Rams (1) 1957  
 Clayborn, Raymond, CB.....NE (3) 1984, 1986-87  
 Clayton, Mark, WR.....MIA (5) 1985-87, 1989, 1992  
 Clements, Nate, CB.....BUFF (1) 2005  
 Clifton, Chad, T.....GB (1) 2008  
 Coakley, Dexter, LB...DALL Cowboys (3) 2000, 2002, 2004  
 Coates, Ben, TE.....NE (5) 1995-99  
 Cofer, Michael, LB.....DET (1) 1989  
 Coffman, Paul, TE.....GB (3) 1983-85  
 Cogdill, Gail, SE.....DET (3) 1961, 1963-64  
 Colclough, Jim, E.....BOS (1) 1963\*  
 Cole, Pete, G.....NYG (1) 1939  
 Cole, Robin, LB.....PITT (1) 1985  
 Cole, Trent, DE.....PHIL (1) 2008  
 Coleman, Marco, DE.....WASH (1) 2001  
 Coleman, Rod, DT.....ATL (1) 2006\*  
 Coles, Laveranues, WR.....WASH (1) 2004  
 Collett, Elmer, G.....SF (1) 1970  
 Collins, Gary, FL.....CLE (2) 1966-67  
 Collins, Jim, LB.....LA Rams (1) 1986  
 Collins, Kerry, QB.....(2) CAR 1997; TENN 2009  
 Collins, Nick, S.....GB (1) 2009  
 Collins, Ray, G.....SF (1) 1952  
 Collins, Tony, RB.....NE (1) 1984  
 Collinsworth, Cris, WR.....CIN (3) 1982-84  
 Colo, Don, T.....CLE (3) 1955-56, 1959  
 Condit, Merlyn, HB... (2) PITT Dec. 1940; BROOKLYN Dec. 1942  
 Conerly, Charlie, QB.....NYG (2) 1951\*, 1957  
 Conlan, Shane, LB.....BUFF (3) 1989\*, 1990-91  
 Conners, Dan, LB.....OAK (3) 1967-69  
 Connolly, Ted, G.....SF (1) 1962  
 Connor, George, T.....CHI Bears (4) 1951-54  
 Conrad, Bobby Joe, FL.....STL (1) 1965  
 Conti, Enio, G.....PHIL (1) Dec. 1942  
 Cook, Marv, TE.....NE (2) 1992-93  
 Cooke, Ed, DE.....MIA (1) 1967  
 Cooley, Chris, TE.....WASH (2) 2008-09  
 Coomer, Joe, T.....PITT (1) Jan. 1992  
 Cope, Frank, T.....NYG (2) 1939, Dec. 1940  
 Cordell, Ollie, HB.....CLE (1) Dec. 1940  
 Corey, Walt, LB.....KC (1) 1964  
 Cornelison, Jerry, T.....DALL Texans (1) 1963  
 Corral, Frank, K.....LA Rams (1) 1979  
 Cosbie, Doug, TE.....DALL Cowboys (3) 1984-86  
 Costa, Dave, DT.....(4) OAK 1964; DEN 1968-70  
 Costa, Paul, TE.....BUFF (2) 1966-67  
 Coulter, DeWitt (Tex), T.....NYG (2) 1952-53  
 Covert, Jim, T.....CHI Bears (2) 1986-87  
 Cowan, Charlie, T.....LA Rams (3) 1969-71  
 Cowart, Sam, ILB.....BUFF (1) 2001  
 Cox, Bryan, LB.....MIA (3) 1993, 1995-96  
 Cox, Fred, K.....MINN (1) 1971  
 Craft, Russ, HB.....PHIL (2) 1952-53  
 Craig, Larry, QB-E.....GB (3) Jan. 1940, Jan. 1942, Dec. 1942  
 Craig, Roger, RB.....SF (4) 1986, 1988-89, 1990\*  
 Creekmur, Lou, T.....DET (8) 1951-58  
 Cribbs, Joe, RB.....BUFF (3) 1981, 1982\*, 1984  
 Cribbs, Josh, KR.....CLE (1) 2008  
 Cromartie, Antonio, CB.....SD (1) 2008  
 Cromwell, Nolan, S.....LA Rams (4) 1981-84  
 Cross, Irv, CB.....PHIL (2) 1965-66  
 Cross, Jeff, DE.....MIA (1) 1991  
 Cross, Randy, G.....SF (3) 1982-83, 1985  
 Crow, John David, HB.....(4) CHI Cardinals 1960; STL 1961, 1963; SF 1966  
 Crow, Lindon, DB.....(3) CHI Cardinals 1957-58; NYG 1960  
 Crumpler, Alge, TE.....ATL (4) 2004-07  
 Csonka, Larry, RB.....MIA (5) 1971-72, 1973\*, 1974\*, 1975  
 Cuff, Ward, HB.....NYG (3) 1939, Jan. 1940, Jan. 1942  
 Culp, Curley, DT.....(6) KC 1970, 1972; HOU 1976-79  
 Culpepper, Daunte, QB.....MINN (3) 2001, 2004-05  
 Cunningham, Randall, QB.....(4) PHIL 1989-91; MINN 1999



Cunningham, Sam, RB .....NE (1) 1979  
 Current, Mike, T .....DEN (1) 1970  
 Currie, Dan, LB .....GB (1) 1961  
 Curry, Bill, C .....BAL (2) 1972-73  
 Curtis, Isaac, WR .....CIN (4) 1974-77  
 Curtis, Mike, LB .....BAL (4) 1969, 1971-72, 1975  
 Cutler, Jay, QB .....DEN (1) 2009

**D**  
 Dalby, Dave, C .....OAK (1) 1978  
 Dale, Carroll, WR .....GB (3) 1969-71  
 Danenhauer, Eldon, T .....DEN (2) 1963, 1966  
 Daniels, Clem, HB .....OAK (4) 1964-67  
 Daniels, Owen, TE .....HOU Texans (1) 2009  
 Danowski, Ed, FB .....NYG (1) 1939  
 Darden, Thom, S .....CLE (1) 1979  
 Daugherty, Dick, LB .....LA Rams (1) 1958  
 David, Jim, DB .....DET (6) 1955-60  
 Davidson, Ben, DE .....OAK (3) 1967-69  
 Davidson, Cotton, QB .....(2) DALL Texans 1962;  
 OAK 1964  
 Davis, Ben, CB .....CLE (1) 1973  
 Davis, Eric, CB .....(2) SF 1996; CAR 1997  
 Davis, Fred, T .....(2) WASH Dec. 1942; CHI Bears 1951  
 Davis, Glenn, HB .....LA Rams (1) 1951  
 Davis, Leonard, G .....DALL Cowboys (2) 2008, 2009\*  
 Davis, Stephen, RB .....WASH (3) 2000-01; CAR 2004  
 Davis, Terrell, RB .....DEN (3) 1997-98, 1999\*  
 Davis, Tommy, K .....SF (2) 1963-64  
 Davis, Willie, DE .....GB (5) 1964-68  
 Dawkins, Brian, S .....PHIL (7) 2000, 2002-03, 2005-06,  
 2007\*, 2009  
 Dawson, Dermontti, C .....PITT (7) 1993-99  
 Dawson, Len, QB .....(7) DALL Texans 1963; KC 1965,  
 1967-69, 1970\*, 1972  
 Day, Tom, DE .....BUFF (1) 1966  
 Deal, Rufus, FB .....WASH (1) Dec. 1942  
 Dean, Fred, DE .....(4) SD 1980-81; SF 1982, 1984  
 Dean, Ted, HB .....PHIL (1) 1962  
 Dee, Bob, DE .....BOS (4) 1962, 1964-66  
 DeLamielleure, Joe, G .....(6) BUFF 1976-80; CLE 1981  
 Delaney, Joe, RB .....KC (1) 1982  
 DeLeone, Tom, C .....CLE (2) 1980-81  
 Delhomme, Jake, QB .....CAR (1) 2006  
 DeLong, Steve, DE .....SD (1) 1970  
 Del Rio, Jack, LB .....MINN (1) 1995  
 DeMarco, Bob, C .....STL (3) 1964, 1966, 1968\*  
 Dempsey, Tom, K .....NO (1) 1970  
 Denson, Al, FL .....DEN (2) 1968, 1970  
 Dent, Richard, DE .....CHI Bears (4) 1985-86, 1991, 1994  
 DeOssie, Zak, LS .....NYG (1) 2009  
 Derby, Dean, DB .....PITT (1) 1960  
 DeRogatis, Al, T .....NYG (2) 1951-52  
 Dess, Darrell, G .....NYG (2) 1963-64  
 Dewell, Bill, E .....CHI Cardinals (1) Jan. 1942  
 Deweall, Willard, E .....HOU (1) 1963  
 Dial, Buddy, FL .....PITT (2) 1962, 1964\*  
 Dickerson, Eric, RB .....(6) LA Rams 1984-85, 1987;  
 IND 1988-90  
 Dieken, Doug, T .....CLE (1) 1981  
 Dielman, Kris, G .....SD (2) 2008-09  
 Dierdorf, Dan, T .....STL (6) 1975-79, 1981  
 Dilfer, Trent, QB .....PHIL (1) 1998  
 Dilger, Ken, TE .....IND (1) 2002  
 Dillon, Bobby, HB .....GB (4) 1956-59  
 Dillon, Corey, RB .....CIN (3) 2000-02  
 Dishman, Cris, CB .....(2) HOU 1992; WASH 1998  
 Ditka, Mike, TE .....CHI Bears (5) 1962-66  
 Dixon, Hanford, CB .....CLE (3) 1987-89  
 Dixon, Hewritt, FB .....OAK (4) 1967-69, 1971  
 Doblin, Conrad, G .....STL (3) 1976-78  
 Dockett, Darnell, DT .....ARIZ (1) 2008  
 Dodrill, Dale, G .....PITT (4) 1954-56, 1958  
 Doleman, Chris, DE .....(8) MINN 1988-91, 1993-94;  
 ATL 1996; SF 1998  
 Doll, Don, HB .....(4) DET 1951-53; WASH 1954  
 Donaldson, Ray, C .....(6) IND 1987-90; DALL Cowboys  
 1996\*, 1997\*  
 Donovan, Art, DT .....BAL (5) 1954-58  
 Donovan, Pat, T .....DALL Cowboys (4) 1980-83  
 Doran, Jim, E .....DALL Cowboys (1) 1961  
 Dorney, Keith, T .....DET (1) 1983  
 Dorow, Al, QB .....(2) WASH 1957; NY Titans 1962  
 Dorsett, Tony, RB .....DALL Cowboys (4) 1979, 1982-84

Dottley, John, FB .....CHI Bears (1) 1952  
 Dougherty, Phil, C .....CHI Cardinals (1) 1939  
 Douglas, Hugh, DE .....PHIL (3) 2001-03  
 Dove, Bob, E .....CHI Cardinals (1) 1951  
 Dove, Eddie, S .....SF (1) 1962  
 Dowler, Boyd, FL .....GB (2) 1966, 1968  
 Drake, Johnny, FB .....CLE (3) 1939, Jan. 1940,  
 Dec. 1940  
 Drazenovich, Chuck, LB .....WASH (4) 1956-59  
 Driver, Donald, WR .....GB (3) 2003, 2007-08  
 Druilis, Chuck, G .....CHI Bears (1) Dec. 1942  
 Drummond, Eddie, KR .....DET (1) 2005\*  
 Dryer, Fred, DE .....LA Rams (1) 1976  
 Dubenion, Elbert, FL .....BUFF (1) 1965  
 Dudley, Bill, HB .....(3) PITT Dec. 1942; WASH 1951-52  
 Duerson, Dave, S .....CHI Bears (4) 1986-89  
 Duhe, A.J., LB .....MIA (1) 1985  
 Dunaway, Jim, DT .....BUFF (4) 1966-69  
 Duncan, Curtis, WR .....HOU (1) 1993  
 Duncan, Leslie (Speedy), DB-KR .....(4) SD 1966-68;  
 WASH 1972  
 Dunn, Warrick, RB .....(3) TB 1998, 2001; ATL 2006  
 Duper, Mark, WR .....MIA (3) 1984-85, 1987\*  
 DuPree, Billy Joe, TE .....DALL Cowboys (3) 1977-79  
 Dutton, John, DE .....BAL (3) 1976-78

**E**  
 Easley, Kenny, S .....SEA (5) 1983-86, 1988  
 Ecklund, Brad, C .....NY Yanks (2) 1951-52  
 Edelman, Brad, G .....NO (1) 1988  
 Edgerson, Booker, DB .....BUFF (1) 1966  
 Edmonds, Bobby Joe, KR .....SEA (1) 1987  
 Edmunds, Ferrell, TE .....MIA (2) 1990-91  
 Edwards, Braylon, WR .....CLE (1) 2008  
 Edwards, Dan, E .....NYG (1) 1951  
 Edwards, Donnie, LB .....SD (1) 2003  
 Edwards, Glen (Turk), T .....WASH (1) Jan. 1940  
 Edwards, Glen, S .....PITT (2) 1976-77  
 Eisenhauer, Larry, DE .....BOS (4) 1963-65, 1967  
 Ekern, Carl, LB .....LA Rams (1) 1987  
 Elam, Cleveland, DT .....SF (2) 1977-78  
 Elam, Jason, K .....DEN (3) 1996, 1999, 2002  
 Ellard, Henry, KR-WR .....LA Rams (3) 1985, 1989-90  
 Eller, Carl, DE .....MINN (6) 1969-72, 1974\*, 1975  
 Elliott, John, DT .....NYJ (3) 1969-71  
 Elliott, John (Jumbo), T .....NYG (1) 1994\*  
 Ellis, Allan, CB .....CHI Bears (1) 1978  
 Ellis, Greg, LB .....DALL Cowboys (1) 2008  
 Ellis, Ken, CB .....GB (2) 1974-75  
 Ellis, Shaun, DE .....NYJ (1) 2004  
 Ellison, Willie, RB .....LA Rams (1) 1972\*  
 Elliss, Luther, DT .....DET (2) 2000-01  
 Elter, Leo, HB .....WASH (1) 1957  
 Elway, John, QB .....DEN (9) 1987-88, 1990\*, 1992\*,  
 1994-95, 1997\*, 1998\*, 1999  
 Engebretsen, Paul (Tiny), G .....GB (1) Jan. 1940  
 English, Doug, DT .....DET (4) 1979, 1982-84  
 Erlandson, Tom, LB .....MIA (1) 1967  
 Esiason, Boomer, QB .....(4) CIN 1987, 1989\*, 1990\*;  
 NYJ 1994  
 Etter, Bob, K .....ATL (1) 1970  
 Evans, Norm, T .....MIA (2) 1973, 1975  
 Everett, Jim, QB .....LA Rams (1) 1991  
 Everett, Thomas, S .....DALL (1) 1994\*

**F**  
 Fahnhorst, Keith, T .....SF (1) 1985  
 Faison, Earl, DE .....SD (5) 1962-66  
 Falaschi, Nello, QB .....NYG (2) 1939, Jan. 1942  
 Famiglietti, Gary, HB .....CHI Bears (3) Dec. 1940,  
 Jan. 1942, Dec. 1942  
 Faneca, Alan, G .....(8) PITT 2002-08; NYJ 2009  
 Farkas, Andy, FB .....WASH (2) Jan. 1940, Dec. 1942  
 Farman, Dick, G .....WASH (1) Dec. 1942  
 Farr, D'Marco, DT .....STL Rams (1) 2000  
 Farr, Mel, RB .....DET (2) 1968, 1971  
 Farr, Miller, CB .....HOU (3) 1968-70  
 Farragut, Ken, C .....PHIL (1) 1954  
 Farrow, James, LB .....PITT (2) 2005, 2009  
 Faulk, Marshall, RB .....(7) IND 1995-96, 1999;  
 STL Rams 2000, 2001\*, 2002-03  
 Favre, Brett, QB .....(10) GB 1993-94, 1996-97, 1998\*,  
 2002\*, 2003\*, 2004\*, 2008\*; NYJ 2009\*  
 Feagles, Jeff, P .....(2) ARIZ 1996; NYG 2009

Fears, Tom, E .....LA Rams (1) 1951  
 Federovich, John, T .....CHI Bears (1) Jan. 1942  
 Felt, Dick, CB .....(2) NY Titans 1962; BOS 1963  
 Fencik, Gary, S .....CHI Bears (2) 1981-82  
 Ferguson, Charley, E .....BUFF (1) 1966\*  
 Ferguson, Howie, FB .....GB (1) 1956  
 Fields, Joe, C .....NYJ (2) 1982-83  
 Fields, Mark, LB .....(2) NO 2001; CAR 2005  
 Filchock, Frank, HB .....WASH (2) Jan. 1940, Jan. 1942  
 Finks, Jim, QB .....PITT (1) 1953  
 Finnegan, Cortland, CB .....TENN (1) 2009  
 Fischer, Bill, G .....CHI Cardinals (3) 1951-53  
 Fischer, Pat, CB .....(3) STL 1965-66; WASH 1970  
 Fiss, Galen, LB .....CLE (2) 1963-64  
 Fitzgerald, Larry, WR .....ARIZ (3) 2006, 2008-09  
 Flanagan, Ed, C .....DET (4) 1970-72, 1974  
 Flanagan, Mike, C .....GB (1) 2004  
 Flatley, Paul, SE .....MINN (1) 1967  
 Flint, George, G .....BUFF (1) 1966  
 Flores, Tom, QB .....OAK (1) 1967  
 Floyd, Don, DE .....HOU (2) 1962-63  
 Flutie, Doug, QB .....BUFF (1) 1999  
 Foley, Dave, T .....BUFF (1) 1974  
 Foley, Tim, S .....MIA (1) 1980  
 Folk, Nick, K .....DALL Cowboys (1) 2008  
 Folkins, Lee, TE .....DALL Cowboys (1) 1964  
 Ford, Len, DE .....CLE (4) 1952-55  
 Foreman, Chuck, RB .....MINN (5) 1974-76, 1977\*,  
 1978  
 Forester, Bill, LB .....GB (4) 1960-63  
 Forte, Aldo, G .....CHI Bears (2) Dec. 1940, Jan. 1942  
 Fortmann, Dan, G .....CHI Bears (3) Dec. 1940, Jan.  
 1942, Dec. 1942  
 Fortunato, Joe, LB .....CHI Bears (5) 1959, 1963-66  
 Foster, Barry, RB .....PITT (2) 1993, 1994\*  
 Foster, Roy, G .....MIA (2) 1986-87  
 Fouts, Dan, QB .....SD (6) 1980-84, 1986  
 Fox, Tim, S .....NE (1) 1981  
 Fralic, Bill, G .....ATL (4) 1987-88, 1989\*, 1990  
 France, Doug, T .....LA Rams (2) 1978-79  
 Francis, Russ, TE .....NE (3) 1977, 1978, 1979\*  
 Franklin, Andra, RB .....MIA (1) 1983  
 Franklin, Tony, K .....NE (1) 1987  
 Franks, Bubba, TE .....GB (3) 2002-04  
 Fraser, Jim, LB .....DEN (3) 1963-65  
 Frazier, Charlie, TE .....HOU (1) 1967  
 Frazier, Willie, TE .....SD (3) 1966, 1968, 1970  
 Frederickson, Tucker, FB .....NYG (1) 1966  
 Freeman, Antonio, WR .....GB (1) 1999  
 Freaney, Dwight, DE .....IND (4) 2004-06, 2009  
 Freitas, Rockne (Rocky), T .....DET (1) 1973\*  
 Fretotte, Gus, QB .....WASH (1) 1997  
 Fritsch, Toni, K .....HOU (1) 1980  
 Fryar, Irving, KR-WR .....(5) NE 1986; MIA 1994-95;  
 PHIL 1997-98  
 Fugett, Jean, TE .....WASH (1) 1978  
 Fulcher, David, S .....CIN (3) 1989-91  
 Fuller, Frank, T .....CHI Cardinals (1) 1960  
 Fuller, William, DE .....(4) HOU 1992; PHIL 1995-97  
 Fullwood, Brent, RB .....GB (1) 1990

**G**  
 Gabriel, Roman, QB .....(4) LA Rams 1968-70; PHIL 1974  
 Gain, Bob, DT-DE .....CLE (5) 1958-60, 1962-63  
 Galazin, Stan, C .....NYG (1) 1939  
 Galimore, Willie, HB .....CHI Bears (1) 1959  
 Gallarneau, Hugh, HB .....CHI Bears (1) Jan. 1942  
 Gammon, Kendall, LS .....KC (1) 2005  
 Gannon, Rich, QB .....OAK (4) 2000-03  
 Gantenbein, Milt, E .....GB (1) Jan. 1940  
 Garcia, Jeff, QB .....(4) SF 2001-03; TB 2008  
 Gardocki, Chris, P .....IND (1) 1997  
 Garner, Charlie, RB .....SF (1) 2001  
 Garrett, Carl, RB .....BOS (1) 1970  
 Garrett, Mike, HB .....KC (2) 1967-68  
 Garrison, Gary, WR .....SD (4) 1969, 1971\*, 1972-73  
 Garrison, Walt, RB .....DALL Cowboys (1) 1973  
 Garron, Larry, HB .....BOS (4) 1962, 1964-65, 1968  
 Gash, Sam, FB .....BUFF (2) 1999-2000  
 Gastineau, Mark, DE .....NYJ (5) 1982-86  
 Gates, Antonio, TE .....SD (5) 2005-07, 2008\*, 2009\*  
 Gatski, Frank, C .....CLE (1) 1957  
 Gayle, Shaun, S .....CHI Bears (1) 1992  
 Gbaja-Biamila, Kabeer, DE .....GB (1) 2004

# PRO BOWL

Gelatka, Chuck, E.....NYG (1) 1939  
 Gentry, Byron, G.....PITT (2) 1939, Jan. 1940  
 George, Bill, MG-LB.....CHI Bears (8) 1955-1962  
 George, Eddie, RB.....TENN (4) 1998-2001  
 George, Ray, T.....DET (1) Jan. 1940  
 Gerela, Roy, K.....PITT (2) 1973, 1975  
 Geri, Joe, HB.....PITT (2) 1951-52  
 Gibbons, Jim, TE.....DET (3) 1961-62, 1965  
 Gibron, Abe, G.....CLE (4) 1953-56  
 Gifford, Frank, HB.....NYG (8) 1954-57,  
 1958\*, 1959-60, 1964  
 Gilbert, Kline, T.....CHI Bears (1) 1958  
 Gilbert, Sean, DT.....LA Rams (1) 1994  
 Gilchrist, Cookie, FB.....(4) BUFF 1963-65; DEN 1966  
 Gildea, Johnny, QB.....PITT (2) 1973, 1975  
 Gildon, Jason, LB.....PITT (3) 2001-03  
 Giles, Jimmie, TE.....TB (4) 1981-83, 1986  
 Gilliam, John, WR.....MINN (4) 1973-76  
 Gilliam, Jon, C-LB.....DALL Texans (1) 1962  
 Gillingham, Gale, G.....GB (5) 1970-72, 1974\*, 1975  
 Gillom, Horace, E.....CLE (1) 1953  
 Gilmer, Harry, QB.....WASH (2) 1951, 1953  
 Givins, Ernest, WR.....HOU (2) 1991, 1993  
 Glass, Bill, DE.....CLE (4) 1963-65, 1968  
 Glenn, Aaron, CB.....(3) N.Y. Jets 1998, 1999\*;  
 HOU Texans 2003  
 Glenn, Tarik, T.....IND (3) 2005-07  
 Glenn, Terry, WR.....NE (1) 2000  
 Glick, Fred, DB.....HOU (3) 1963-65  
 Glover, Kevin, C.....DET (3) 1996-98  
 Glover, La'Roi, DT.....(6) NO 2001-02; DALL Cowboys  
 2003-06  
 Goddard, Ed, QB.....CLE (1) 1939  
 Goeddeke, George, G.....DEN (1) 1970  
 Gogan, Kevin, G.....(3) LA Raiders 1995; SF 1998-99  
 Gogolak, Pete, K.....BUFF (1) 1966  
 Gold, Ian, ST.....DEN (1) 2002  
 Goldenberg, Charles (Buckets), G.....GB (1) Jan. 1940  
 Golic, Bob, NT.....CLE (3) 1986-87, 1988\*  
 Gonsoulin, Austin (Goose), S.....DEN (5) 1962-65, 1967  
 Gonzalez, Tony, TE.....KC (10) 2000-01, 2002\*, 2003-09  
 Goode, Irv, G.....STL (2) 1965, 1968  
 Goode, Rob, FB.....WASH (2) 1952, 1955  
 Goode, Tom, C.....MIA (1) 1970  
 Gordon, Dick, WR.....CHI Bears (2) 1971\*, 1972  
 Gordy, John, G.....DET (3) 1964-66  
 Gore, Frank, RB.....SF (1) 2007  
 Gore, Gordon, HB.....LA Bulldogs (1) 1939  
 Gossett, Bruce, K.....LA Rams (2) 1967, 1969  
 Gossett, Jeff, P.....LA Raiders (1) 1992  
 Gostkowski, Stephen, K.....NE (1) 2009  
 Gould, Robbie, K.....CHI Bears (1) 2007  
 Gradishar, Randy, LB.....DEN (7) 1976, 1978-80,  
 1982-84  
 Graham, Kenny, S.....SD (4) 1966, 1968-70  
 Graham, Otto, QB.....CLE (5) 1951-55  
 Graham, Shayne, K.....CIN (1) 2006  
 Gramatica, Martin, K.....TB (1) 2001  
 Granger, Hoyle, FB.....HOU (2) 1968-69  
 Grantham, Larry, LB.....(5) NY Titans 1963;  
 NYJ 1964-65, 1967, 1970  
 Gray, Jerry, CB.....LA Rams (4) 1987-90  
 Gray, Ken, G.....STL (6) 1962, 1964-65, 1967-69  
 Gray, Leon, T.....(4) NE 1977, 1979; HOU 1980, 1982  
 Gray, Mel, KR.....DET (4) 1991-92, 1993\*, 1995  
 Gray, Mel, WR.....STL (4) 1975-78  
 Grayson, Dave, CB-S.....(6) DALL Texans 1963;  
 KC 1964-65; OAK 1966-67, 1970  
 Grbac, Elvis, QB.....KC (1) 2001  
 Green, Ahman, RB.....GB (4) 2002, 2003\*, 2004-05  
 Green, Bobby Joe, P.....CHI Bears (1) 1971  
 Green, Cornell, CB.....DALL Cowboys (5) 1966-68,  
 1972-73  
 Green, Darrell, CB.....WASH (7) 1985, 1987-88,  
 1991-92, 1997-98  
 Green, Eric, TE.....PITT (2) 1994-95  
 Green, Ernie, FB.....CLE (2) 1967-68  
 Green, Gary, CB.....(4) KC 1982-84; LA Rams 1986  
 Green, Gaston, RB.....DEN (1) 1992  
 Green, Harold, RB.....CIN (1) 1993  
 Green, Hugh, LB.....TB (2) 1983-84  
 Green, Jacob, DE.....SEA (2) 1987-88  
 Green, John, E.....PHIL (1) 1951  
 Green, Roy, WR.....STL (2) 1984-85

Green, Tony, KR.....WASH (1) 1979  
 Green, Trent, QB.....KC (2) 2004, 2006  
 Greene, Joe, DT.....PITT (10) 1970-77, 1979-80  
 Greene, Kevin, LB.....(5) LA Rams 1990; PITT 1995-96;  
 CAR 1997, 1999  
 Greene, Tony, S.....BUFF (1) 1978  
 Greenfield, Tom, C.....GB (1) Jan. 1940  
 Greenwood, L.C., DE.....PITT (6) 1974-77, 1979-80  
 Gregg, Forrest, T.....GB (9) 1960-65, 1967-69  
 Gregory, Jack, DE.....(2) CLE 1970; NYG 1973  
 Grgich, Visco, G.....SF (1) 1951  
 Grier, Roosevelt, DT.....NYG (2) 1957, 1961  
 Griesse, Bob, QB.....MIA (8) 1968-69, 1971-72,  
 1974-75, 1978-79  
 Griesse, Brian, QB.....DEN (1) 2001  
 Griffin, Michael, S.....TENN (1) 2009  
 Griffith, Robert, S.....MINN (1) 2001  
 Grim, Bob, WR.....MINN (1) 1972  
 Grimes, Billy, HB.....GB (2) 1951-52  
 Grimm, Russ, G.....WASH (4) 1984-87  
 Grimsley, John, LB.....HOU (1) 1989  
 Groom, Jerry, T.....CHI Cardinals (1) 1955  
 Gross, Jordan, T.....CAR (1) 2009  
 Groza, Lou, T.....CLE (9) 1951-56, 1958-60  
 Grunhard, Tim, C.....KC (1) 2000  
 Grupp, Bob, P.....KC (1) 1980  
 Gurode, Andre, C.....DALL Cowboys (3) 2007-09  
 Guy, Ray, P.....OAK (7) 1974-79, 1981

## H

Hackett, Dino, LB.....KC (1) 1989\*  
 Haddix, Wayne, CB.....TB (1) 1991  
 Haden, Jack, T.....NYG (1) 1939  
 Haden, Pat, QB.....LA Rams (1) 1978  
 Hadl, John, QB.....(6) SD 1965-66, 1969-70, 1973;  
 LA Rams 1974  
 Haji-Sheikh, Ali, K.....NYG (1) 1984  
 Haley, Charles, LB.....(5) SF 1989, 1991-92;  
 DALL 1995-96  
 Hall, Dante, KR.....KC (2) 2003-04  
 Hall, DeAngelo, CB.....ATL (2) 2006-07  
 Hall, Parker, HB.....CLE (1) Jan. 1940  
 Hall, Ron, DB.....BOS (1) 1964  
 Ham, Jack, LB.....PITT (8) 1974\*, 1975-79, 1980\*, 1981  
 Hamlin, Ken, S.....DALL Cowboys (1) 2008  
 Hampton, Casey, DT.....PITT (4) 2004, 2006-08  
 Hampton, Dan, DE-DT-NT...CHI Bears (4) 1981, 1983,  
 1985-86  
 Hampton, Rodney, RB.....NYG (2) 1993-94  
 Hanburger, Chris, LB.....WASH (9) 1967-70, 1973-76,  
 1977\*  
 Hanken, Ray, E.....NYG (1) 1939  
 Hanks, Merton, S.....SF (4) 1995-98  
 Hannah, John, G.....NE (9) 1977, 1979-83, 1984\*,  
 1985-86  
 Hanner, Dave, DT.....GB (2) 1954-55  
 Hansen, Brian, P.....NO (1) 1985  
 Hansen, Owen, HB.....HOLLYWOOD (1) 1939  
 Hanson, Chris, P.....JAX (1) 2003  
 Hanson, Jason, K.....DET (2) 1998, 2000  
 Harbaugh, Jim, QB.....IND (1) 1996  
 Harder, Pat, FB.....(2) CHI Cardinals 1951; DET 1953  
 Hardman, Cedrick, DE.....SF (2) 1972, 1976  
 Hardwick, Nick, C.....SD (1) 2007  
 Hardy, Jim, QB.....CHI Cardinals (1) 1951  
 Hardy, Kevin, LB.....JAX (1) 2000  
 Hare, Cecil, HB.....WASH (2) Jan. 1942, Dec. 1942  
 Hare, Ray, QB.....WASH (1) Dec. 1942  
 Harmon, Ronnie, RB.....SD (1) 1993  
 Harrah, Dennis, G.....LA Rams (6) 1979-81, 1986-88  
 Harris, Al, CB.....GB (2) 2008-09  
 Harris, Cliff, S.....DALL Cowboys (6) 1975-80  
 Harris, Dick, CB.....SD (1) 1962  
 Harris, Franco, RB...PITT (9) 1973-76, 1977\*, 1978-81  
 Harris, James, QB.....LA Rams (1) 1975  
 Harris, Tim, LB.....GB (1) 1990  
 Harris, Tommie, DT.....CHI Bears (3) 2006, 2007\*,  
 2008\*  
 Harris, Walt, CB.....SF (1) 2007  
 Harrison, Dennis, DE.....PHIL (1) 1983  
 Harrison, James, LB.....PITT (2) 2008-09  
 Harrison, Marvin, WR.....IND (8) 2000-06, 2007\*  
 Harrison, Rodney, S.....SD (2) 1999, 2002  
 Hart, Jim, QB.....STL (4) 1975-78

Hart, Leon, E.....DET (1) 1952\*  
 Hart, Tommy, DE.....SF (1) 1977  
 Hartings, Jeff, C.....PITT (2) 2005-06  
 Harvey, Ken, LB.....WASH (4) 1995-97, 1998\*  
 Haselrig, Carlton, G.....PITT (1) 1993  
 Hasselbeck, Matt, QB.....SEA (3) 2004, 2006, 2008  
 Hasty, James, CB.....KC (2) 1998, 2000  
 Hatcher, Dale, P.....LA Rams (1) 1986  
 Hauss, Len, C.....WASH (5) 1967, 1969-71, 1973  
 Hawkins, Rip, LB.....MINN (1) 1964  
 Hawkins, Wayne, G.....OAK (5) 1964-68  
 Hayes, Bob, SE.....DALL Cowboys (3) 1966-68  
 Hayes, Lester, CB.....(5) OAK 1981-82;  
 LA Raiders 1983-85  
 Haynes, Abner, HB.....(3) DALL Texans 1962-63;  
 KC 1965  
 Haynes, Mark, CB.....NYG (3) 1983-84, 1985\*  
 Haynes, Mike, CB.....(9) NE 1977\*, 1978-81, 1983;  
 LA Raiders 1985-87  
 Haynesworth, Albert, DT.....TENN (2) 2008-09  
 Hazeltine, Matt, LB.....SF (2) 1963, 1965  
 Headrick, Sherrill, LB.....(4) DALL Texans 1962-63;  
 KC 1966-67  
 Heap, Todd, TE.....BALT Ravens (2) 2003-04  
 Hearst, Garrison, RB.....SF (2) 1999\*, 2002  
 Hebert, Bobby, QB.....ATL (1) 1994  
 Hein, Mel, C.....NYG (4) 1939, Jan. 1940,  
 Dec. 1940, Jan. 1942  
 Henderson, John, DT.....JAX (2) 2005, 2007  
 Henderson, Thomas, LB.....DALL Cowboys (1) 1979  
 Henderson, William, FB.....GB (1) 2005  
 Hendricks, Ted, LB.....(8) BALT 1972-74; GB 1975;  
 OAK 1981-82; LA Raiders 1983-84  
 Henke, Ed, E.....SF (1) 1953  
 Hennigan, Charley, E.....HOU (5) 1962-66  
 Henry, Travis, RB.....BUFF (1) 2003  
 Henry, Wally, KR.....PHIL (1) 1980  
 Hentrich, Craig, P.....TENN (2) 1999, 2004  
 Herber, Arnie, QB.....GB (1) Jan. 1940  
 Herman, Dave, G.....NYJ (2) 1969-70  
 Herrera, Efrén, K.....DALL Cowboys (1) 1978  
 Hester, Devin, KR.....CHI Bears (2) 2007-08  
 Heyward, Craig, RB.....ATL (1) 1996  
 Hickerson, Gene, G.....CLE (6) 1966-71  
 Hicks, Dwight, S.....SF (4) 1982-85  
 Hicks, W.K., CB.....HOU (1) 1967  
 Hilgenberg, Jay, C.....CHI Bears (7) 1986-92  
 Hilgenberg, Joel, C.....NO (1) 1993  
 Hill, Calvin, RB.....DALL Cowboys (4) 1970\*, 1973,  
 1974\*, 1975  
 Hill, David, TE.....DET (2) 1979-80  
 Hill, Drew, WR.....HOU (2) 1989\*, 1991  
 Hill, Harlon, E.....CHI Bears (3) 1955-57  
 Hill, J.D., WR.....BUFF (1) 1973  
 Hill, Jimmy, DB.....STL (3) 1961-63  
 Hill, Kent, G.....LA Rams (5) 1981, 1983-86  
 Hill, Mack Lee, FB.....KC (1) 1965  
 Hill, Tony, WR.....DALL Cowboys (3) 1979-80, 1986  
 Hill, Winston, G-T.....NYJ (8) 1965, 1968-74  
 Hilliard, Dalton, RB.....NO (1) 1990  
 Hines, Glen Ray, T.....HOU (2) 1969-70  
 Hinkle, Clarke, FB...GB (3) 1939, Jan. 1940, Dec. 1940  
 Hinton, Chris, G-T.....(7) BALT 1984; IND 1986-90;  
 ATL 1992  
 Hirsch, Elroy (Crazylegs), E.....LA Rams (3) 1952-54  
 Hoaglin, Fred, C.....CLE (1) 1970  
 Hoak, Dick, HB.....PITT (1) 1968  
 Hoard, Leroy, FB.....CLE (1) 1995  
 Hock, John, G.....LA Rams (1) 1957  
 Hoerner, Dick, FB.....LA Rams (1) 1951  
 Hoernschemeyer, Bob, HB.....DET (2) 1952-53  
 Hoffman, John, E-HB.....CHI Bears (2) 1954, 1956  
 Hollis, Mike, K.....JAX (1) 1998  
 Holloway, Brian, T.....NE (3) 1984-86  
 Holman, Rodney, TE.....CIN (3) 1989-91  
 Holmes, Pat, DE.....HOU (2) 1968-69  
 Holmes, Priest, RB.....KC (3) 2002, 2003\*, 2004  
 Holmes, Robert, RB.....KC (1) 1970  
 Holt, Pierce, NT.....SF (1) 1993  
 Holt, Torry, WR.....STL Rams (7) 2001-02, 2004-06,  
 2007\*, 2008  
 Holub, E.J., LB.....(5) DALL Texans 1962, 1963\*;  
 KC 1965\*, 1966-67  
 Hope, Chris, S.....TENN (1) 2009

Hopkins, Brad, T.....TENN (2) 2001, 2004  
 Hopkins, Wes, S.....PHIL (1) 1986  
 Hopp, Harry, FB.....DET (1) Dec. 1942  
 Horan, Mike, P.....DEN (1) 1989  
 Horn, Joe, WR.....NO (4) 2001, 2002\*, 2003, 2005  
 Hornung, Paul, HB.....GB (2) 1960-61  
 Horton, Ethan, TE.....LA Raiders (1) 1992  
 Hostetler, Jeff, QB.....LA Raiders (1) 1995  
 Houshmandzadeh, T.J., WR.....CIN (1) 2008  
 Houston, Jim, LB.....CLE (4) 1965-66, 1970-71  
 Houston, Ken, S.....(12) HOU 1969-73; WASH 1974-79, 1980\*  
 Howard, Desmond, KR.....DET (1) 2001  
 Howard, Erik, NT.....NYG (1) 1991  
 Howell, Jim Lee, E.....NYG (1) 1939  
 Howley, Chuck, LB.....DALL Cowboys (6) 1966-70, 1972  
 Howton, Billy, E.....GB (4) 1953, 1956-58  
 Hubbard, Marv, RB.....OAK (3) 1972-74  
 Hubbert, Brad, FB.....SD (1) 1968  
 Hudson, Bill, DT.....SD (1) 1962  
 Hudson, Dick, T.....BUFF (1) 1966  
 Huff, Sam, LB.....(5) NYG 1959-62; WASH 1965  
 Huffman, Dick, T.....LA Rams (1) 1951  
 Hughes, Bill, C.....CHI Bears (1) Jan. 1942  
 Hughes, George, G.....PITT (2) 1952, 1954  
 Hughes, Tyrone, KR.....NO (1) 1994  
 Hull, Kent, C.....BUFF (3) 1989-91  
 Humbert, Dick, E.....PHIL (1) Jan. 1942  
 Humble, Weldon, G.....CLE (1) 1951  
 Humphrey, Bobby, RB.....DEN (1) 1991  
 Humphrey, Claude, DE.....ATL (6) 1971-75, 1978  
 Hunt, Bobby, DB.....KC (1) 1965  
 Hunt, Jim, DT.....BOS (4) 1962\*, 1967-68, 1970  
 Hunter, Art, C.....CLE (1) 1960  
 Husmann, Ed, DT.....HOU (3) 1962-64  
 Hutchinson, Steve, G.....(6) SEA 2004-06; MINN 2007-09  
 Hutson, Don, E.....GB (4) Jan. 1940, Dec. 1940, Jan. 1942, Dec. 1942\*

**I**  
 Ilkin, Tunch, T.....PITT (2) 1989-90  
 Irvin, LeRoy, CB.....LA Rams (2) 1986-87  
 Irvin, Michael, WR.....DALL Cowboys (5) 1992-96  
 Isbell, Cecil, QB.....GB (4) 1939, Jan. 1940, Jan. 1942, Dec. 1942\*  
 Ivy, Frank (Pop), E.....CHI Cardinals (1) Dec. 1942  
 Izzo, Larry, ST.....(3) MIA 2001; NE 2003, 2005

**J**  
 Jackson, Bo, RB.....LA Raiders (1) 1991\*  
 Jackson, Earnest, RB.....(2) SD 1985; PITT 1987  
 Jackson, Frank, SE.....KC (1) 1966  
 Jackson, Harold, WR.....(5) PHIL 1970, 1973; LA Rams 1974, 1976, 1978  
 Jackson, Keith, TE.....(5) PHIL 1989-91; MIA 1993\*; GB 1997  
 Jackson, Monte, CB.....LA Rams (2) 1977, 1978\*  
 Jackson, Rich, DE.....DEN (3) 1969-71  
 Jackson, Rickey, LB.....NO (6) 1984-87, 1993-94  
 Jackson, Steven, RB.....STL Rams (1) 2007  
 Jackson, Tom, LB.....DEN (3) 1978-80  
 Jacobs, Harry, LB.....BUFF (2) 1966, 1970  
 Jacoby, Joe, T.....WASH (4) 1984-87  
 Jacunski, Harry, E.....GB (1) Jan. 1940  
 Jaeger, Jeff, K.....LA Raiders (1) 1992  
 Jagade, Harry (Chick), FB.....CLE (2) 1954-1955\*  
 James, Craig, RB.....NE (1) 1986  
 James, Dick, HB.....WASH (1) 1962  
 James, Edgerrin, RB.....IND (4) 2000-01, 2005-06  
 James, John, P.....ATL (3) 1976-78  
 James, Robert, CB.....BUFF (3) 1973-75  
 James, Tommy, HB.....CLE (1) 1954  
 James, Tory, CB.....CIN (1) 2005  
 Jamison, Al, T.....HOU (2) 1962-63  
 Janik, Tom, DB.....BUFF (2) 1966, 1968  
 Jankowski, Eddie, HB.....GB (1) Jan. 1940  
 Jaquess, Pete, DB.....HOU (1) 1965  
 Jarmoluk, Mike, T.....PHIL (1) 1952  
 Jauron, Dick, KR.....DET (1) 1975  
 Jaworski, Ron, QB.....PHIL (1) 1981  
 Jefferson, John, WR.....(4) SD 1979-81; GB 1983  
 Jefferson, Roy, WR.....(3) PITT 1969-70; WASH 1972  
 Jeffries, Haywood, WR.....HOU (3) 1992-94

Jenkins, Alfred, WR.....ATL (2) 1981-82  
 Jenkins, Kris, DT.....(4) CAR 2003-04, 2007; NYJ 2009  
 Jennings, Brian, LS.....SF (1) 2005  
 Jennings, Dave, P.....NYG (4) 1979-81, 1983  
 Jervey, Travis, ST.....GB (1) 1998  
 Jessie, Ron, WR.....LA Rams (1) 1977  
 Jeter, Bob, DB.....GB (2) 1968, 1970  
 Joe, Billy, HB.....BUFF (1) 1966  
 Johnson, Andre, WR.....HOU Texans (3) 2005, 2007, 2009  
 Johnson, Bill, C.....SF (2) 1953-54  
 Johnson, Billy (White Shoes), KR.....(3) HOU 1976, 1978; ATL 1984  
 Johnson, Bob, C.....CIN (1) 1969  
 Johnson, Brad, QB.....(2) WASH 2000; TB 2003  
 Johnson, Charley, QB.....STL (1) 1964  
 Johnson, Charlie, DT.....PHIL (3) 1980-82  
 Johnson, Chris, RB.....TENN (1) 2009\*  
 Johnson, Curley, P.....NYJ (1) 1966  
 Johnson, Ezra, DE.....GB (1) 1979  
 Johnson, Gary, DT.....SD (4) 1980-83  
 Johnson, Jimmy, CB.....SF (5) 1970\*, 1971-73, 1975\*  
 Johnson, Joe, DE.....NO (2) 1999, 2001  
 Johnson, John, T.....DET (1) Jan. 1940  
 Johnson, John Henry, FB-HB.....(4) SF 1955; PITT 1963-65  
 Johnson, Johnny, RB.....PHX (1) 1991  
 Johnson, Keyshawn, WR.....(3) NYJ 1999-2000; TB 2002  
 Johnson, Larry, C.....NYG (1) 1939  
 Johnson, Larry, RB.....KC (2) 2006-07  
 Johnson, Mike, LB.....CLE (2) 1990, 1991  
 Johnson, Norm, K.....(2) SEA 1985; ATL 1994  
 Johnson, Pepper, LB.....(2) NYG 1991; CLE 1995  
 Johnson, Pete, RB.....CIN (1) 1982  
 Johnson, Ron, RB.....NYG (2) 1971, 1973  
 Johnson, Rudi, RB.....CIN (1) 2005  
 Johnson, Tré, G.....WASH (1) 2000  
 Johnson, Vaughan, LB.....NO (4) 1990-93  
 Johnson, Walter, DT.....CLE (3) 1968-70  
 Johnston, Daryl, FB.....DALL Cowboys (2) 1994-95  
 Johnston, Mark, DB.....HOU (1) 1962  
 Joiner, Charlie, WR.....SD (3) 1977, 1980-81  
 Jones, Art, HB.....PITT (1) Jan. 1942  
 Jones, Bert, QB.....BALT (1) 1977  
 Jones, Brent, TE.....SF (4) 1993-96  
 Jones, Cody, DT.....LA Rams (1) 1979  
 Jones, David (Deacon), DE.....(8) LA Rams 1965-71; SD 1973  
 Jones, Dub, HB.....CLE (2) 1952, 1953\*  
 Jones, Ed (Too Tall), DE.....DALL Cowboys (3) 1982-84  
 Jones, Henry, S.....BUFF (1) 1993  
 Jones, Homer, SE.....NYG (2) 1968-69  
 Jones, Rulon, DE.....DEN (2) 1986-87  
 Jones, Sean, DE.....HOU (1) 1994  
 Jones, Stan, G.....CHI Bears (7) 1956-62  
 Jones, Thomas, RB.....NYJ (1) 2009  
 Jones, Tony, T.....DEN (1) 1999  
 Jones, Walter, T.....SEA (9) 2000, 2002, 2003\*, 2004-07, 2008\*, 2009\*  
 Jordan, Henry, DT.....GB (4) 1961-62, 1964, 1967  
 Jordan, Lee Roy, LB.....DALL Cowboys (5) 1968-69, 1970\*, 1974\*, 1975  
 Jordan, Steve, TE.....MINN (6) 1987-92  
 Joseph, Davin, G.....TB (1) 2009  
 Josephson, Les, HB.....LA Rams (1) 1968  
 Joyce, Don, DE.....BALT (1) 1959  
 Joyner, Seth, LB.....(3) PHIL 1992, 1994; ARIZ 1995  
 June, Cato, LB.....IND (1) 2006  
 Junior, E.J., LB.....STL (2) 1985-86  
 Jurgensen, Sonny, QB.....(5) PHIL 1962\*; WASH 1965, 1967\*, 1968\*, 1970\*  
 Justice, Ed, HB.....WASH (1) Dec. 1942

**K**  
 Kaeding, Nate, K.....SD (1) 2007  
 Kaminski, Larry, C.....DEN (1) 1968  
 Kampman, Aaron, DE.....GB (2) 2007-08  
 Kapp, Joe, QB.....MINN (1) 1970\*  
 Karas, Emil, LB.....SD (3) 1962-64  
 Karcis, John, FB.....NYG (1) 1939  
 Karras, Alex, DT.....DET (4) 1961-63, 1966  
 Kasay, John, K.....CAR (1) 1997  
 Kassulke, Karl, S.....MINN (1) 1971

Katcavage, Jim, DE.....NYG (3) 1962-64  
 Kavanaugh, Ken, E.....CHI Bears (2) Dec. 1940, Jan. 1942  
 Keane, Tom, HB.....BALT (1) 1954  
 Kearse, Jevon, DE.....TENN (3) 2000-02  
 Keating, Tom, DT.....OAK (2) 1967-68  
 Kelcher, Louie, DT.....SD (3) 1978-79, 1981  
 Kell, Paul, T.....GB (1) Jan. 1940  
 Kellerman, Ernie, DB.....CLE (1) 1969  
 Kelly, Jim, QB.....BUFF (4) 1988, 1991-92, 1993\*  
 Kelly, Leroy, HB.....CLE (6) 1967-72  
 Kemp, Jack, QB.....(7) SD 1962; BUFF 1963, 1964\*, 1965-67, 1970  
 Kenn, Mike, T.....ATL (5) 1981-85  
 Kennedy, Cortez, NT.....SEA (8) 1992-97, 1999-2000  
 Kennedy, Lincoln, T.....OAK (3) 2001-03  
 Kenney, Bill, QB.....KC (1) 1984  
 Kerney, Patrick, DE.....(2) ATL 2005; SEA 2008  
 Keys, Brady, DB.....PITT (1) 1967  
 Khayat, Bob, G-K.....WASH (1) 1961  
 Kiick, Jim, RB.....MIA (2) 1969-70  
 Kilmer, Billy, QB.....WASH (1) 1973  
 Kilroy, Frank (Bucko), G.....PHIL (3) 1953-55  
 Kinard, Frank (Bruiser), T.....BROOKLYN (5) 1939, Jan. 1940, Dec. 1940, Jan. 1942, Dec. 1942  
 Kinard, Terry, S.....NYG (1) 1989  
 Kindt, Don, HB.....CHI Bears (1) 1954  
 King, Kenny, RB.....OAK (1) 1981\*  
 Kirkland, Levon, LB.....PITT (2) 1997-98  
 Klecko, Joe, DE-DT-NT.....NYJ (4) 1982, 1984-86  
 Klein, Dick, E.....BOS (1) 1963  
 Knight, Curt, K.....WASH (1) 1972  
 Knight, Sammy, S.....NO (1) 2002  
 Kocourek, Dave, TE.....SD (4) 1962-65  
 Kolman, Ed, T.....CHI Bears (3) Dec. 1940, Jan. 1942, Dec. 1942  
 Koman, Bill, DE.....STL (2) 1963, 1965  
 Konz, Kenny, HB.....CLE (1) 1956  
 Koppen, Dan, C.....NE (1) 2008  
 Kosar, Bernie, QB.....CLE (1) 1988  
 Koy, Ernie, HB.....NYG (1) 1968  
 Kragen, Greg, NT.....DEN (1) 1990  
 Kramer, Jerry, G.....GB (3) 1963-64, 1968  
 Kramer, Ron, TE.....GB (1) 1963  
 Kramer, Tommy, QB.....MINN (1) 1987  
 Krause, Paul, S.....(8) WASH 1965-66; MINN 1970, 1972-76  
 Kreutz, Olin, C.....CHI Bears (6) 2002-03, 2004\*, 2005, 2006\*, 2007\*  
 Krieg, Dave, QB.....SEA (3) 1985, 1989-90  
 Krisher, Bill, G.....DALL Texans (1) 1962  
 Krouse, Ray, T.....NYG (1) 1955  
 Krueger, Al, E.....WASH (1) Dec. 1942\*  
 Krueger, Charlie, DT.....SF (2) 1961, 1965  
 Krumrie, Tim, NT.....CIN (2) 1988, 1989\*  
 Krupa, Joe, DT.....PITT (1) 1964  
 Kuechenberg, Bob, G.....MIA (6) 1975-76, 1978-79, 1983-84  
 Kuharich, Joe, G.....CHI Cardinals (1) Jan. 1942  
 Kunz, George, T.....(8) ATL 1970, 1972-74; BALT 1975-78  
 Kupp, Jake, G.....NO (1) 1970  
 Kwalick, Ted, TE.....SF (3) 1972-74

**L**  
 Lachey, Jim, T.....(3) SD 1988; WASH 1991-92  
 Ladd, Ernie, DT.....SD (4) 1963-66  
 Lahar, Harold, G.....CHI Bears (1) Jan. 1942  
 Lahr, Warren, DB.....CLE (1) 1954\*  
 Laird, Bruce, CB.....BALT (1) 1973  
 Lake, Carnell, S.....(5) PITT 1995-98; JAX 2000  
 Lambert, Jack, LB.....PITT (9) 1976-84  
 Lammons, Pete, TE.....NYJ (1) 1968  
 Lamonica, Daryle, QB.....(5) BUFF 1966; OAK 1968, 1970\*, 1971, 1973  
 Landeta, Sean, P.....NYG (2) 1987, 1991  
 Landry, Greg, QB.....DET (1) 1972  
 Landry, Tom, DB.....NYG (1) 1955  
 Lane, Dick (Night Train), DB.....(7) CHI Cardinals 1955-57, 1959; DET 1961-63  
 Lane, MacArthur, RB.....STL (1) 1971  
 Langer, Jim, C.....MIA (6) 1974-79  
 Lanier, Willie, LB.....KC (8) 1969-75, 1976\*  
 Lansford, Buck, G.....PHIL (1) 1957



# PRO BOWL

Largent, Steve, WR .....SEA (7) 1979, 1980\*, 1982, 1985-88  
 Larsen, Gary, DT .....MINN (2) 1970-71  
 Larson, Greg, C .....NYG (1) 1969  
 Lary, Yale, S .....DET (9) 1954, 1957-63, 1965  
 Laskey, Bill, LB .....BUFF (1) 1966  
 Lassiter, Ike, DE .....OAK (1) 1967  
 Lathon, Lamar, LB .....CAR (1) 1997  
 Latner, Johnny, HB .....PITT (1) 1955  
 Lavelli, Dante, E .....CLE (3) 1952, 1954-55  
 Lavender, Joe, CB .....WASH (2) 1980-81  
 Law, Ty, CB .....(5) NE 1999, 2002-04; NYJ 2006  
 Lawrence, Henry, T .....LA Raiders (2) 1984-85  
 Lawrence, Jimmy, HB .....CHI Cardinals-GB (1) Jan. 1940  
 Lawrence, Rolland, CB .....ATL (1) 1978  
 Laws, Joe, HB .....GB (1) Jan. 1940  
 Layne, Bobby, QB .....(6) DET 1952-54, 1957; PITT 1959\*, 1960  
 LeBaron, Eddie, QB .....(4) WASH 1956, 1958-59; DALL Cowboys 1963  
 LeBeau, Dick, DB .....DET (3) 1965-67  
 Lechler, Shane, P .....OAK (4) 2002, 2005, 2008-09  
 LeClair, Jim, LB .....CIN (1) 1977  
 Lee, Andy, P .....SF (1) 2008  
 Lee, Bill, T .....GB (1) Jan. 1940  
 Lee, Carl, CB .....MINN (3) 1989-91  
 Leemans, Alphonse (Tuffy), HB .....NYG (2) 1939, Jan. 1942  
 LeMaster, Frank, LB .....PHIL (1) 1982  
 Lemek, Ray, T .....WASH (1) 1962  
 Leo, Charlie, G .....BOS (1) 1962  
 Letlow, Russ, G .....GB (2) 1939, Jan. 1940  
 Lett, Leon, DT .....DALL Cowboys (2) 1995, 1999  
 LeVias, Jerry, WR .....HOU (1) 1970\*  
 Levens, Dorsey, RB .....GB (1) 1998  
 Lewis, Albert, CB .....KC (4) 1988, 1989\*, 1990-91  
 Lewis, Chad, TE .....PHIL (3) 2001-03  
 Lewis, Darryll, CB .....HOU (1) 1996  
 Lewis, David, LB .....TB (1) 1981  
 Lewis, Frank, WR .....BUFF (1) 1982  
 Lewis, Jamal, RB .....BALT Ravens (1) 2004  
 Lewis, Jermaine, WR .....BALT Ravens (2) 1999, 2002  
 Lewis, Michael, KR .....NO (1) 2003  
 Lewis, Michael, S .....PHIL (1) 2005  
 Lewis, Mo, LB .....NYJ (3) 1999-2001  
 Lewis, Ray, LB .....BALT Ravens (9) 1998-99, 2000\*, 2001-02, 2004, 2005\*, 2008-09  
 Lewis, Woodley, HB .....LA Rams (1) 1951  
 Light, Matt, T .....NE (2) 2007-08  
 Lilly, Bob, DT .....DALL Cowboys (11) 1963, 1965-72, 1973\*, 1974\*  
 Lincoln, Keith, HB-FB .....(5) SD 1963-66; BUFF 1968  
 Linhart, Toni, K .....BALT (2) 1977-78  
 Lio, Augie, G .....DET (2) Jan. 1942, Dec. 1942  
 Lipps, Louis, KR-WR .....PITT (2) 1985-86  
 Lipscomb, Gene (Big Daddy), DT .....(3) BALT 1959-60; PITT 1963  
 Lipscomb, Paul, T .....WASH (4) 1951-54  
 Little, David, LB .....PITT (1) 1991  
 Little, Floyd, RB .....DEN (5) 1969-72, 1974  
 Little, Larry, G .....MIA (5) 1970, 1972-75  
 Little, Leonard, DE .....STL Rams (1) 2004  
 Livingston, Andy, RB .....NO (1) 1970  
 Livingston, Mike, QB .....KC (1) 1970  
 Livingston, Ted, G .....CLE (1) Dec. 1940  
 Lloyd, Dave, LB .....PHIL (1) 1970  
 Lloyd, Greg, LB .....PITT (5) 1992-96  
 Lockhart, Carl (Spider), DB .....NYG (2) 1967, 1969  
 Lofton, James, WR .....(8) GB 1979, 1981-86; BUFF 1992  
 Logan, Jerry, S .....BALT (3) 1966, 1971-72  
 Lohmiller, Chip, K .....WASH (1) 1992  
 Lomax, Neil, QB .....STL (2) 1985, 1988  
 Long, Charley, T-G .....BOS (2) 1963-64  
 Long, Howie, DE .....LA Raiders (8) 1984-88, 1990, 1993-94  
 Long, Jake, T .....MIA (1) 2009  
 Looney, Don, E .....PHIL (1) Dec. 1940  
 Lott, Ronnie, CB-S .....(10) SF 1982-85, 1987-91; LA Raiders 1992  
 Love, Duval, G .....PITT (1) 1995  
 LoVetere, John, DT .....NYG (1) 1964  
 Lowe, Paul, HB .....SD (2) 1964, 1966  
 Lowry, Nick, K .....KC (3) 1982, 1991, 1993

Lucci, Mike, LB .....DET (1) 1972  
 Luckman, Sid, QB .....CHI Bears (3) Dec. 1940, Jan. 1942, Dec. 1942  
 Lujack, Johnny, QB .....CHI Bears (2) 1951-52  
 Lunday, Kenneth (Kay), G .....NYG (1) 1939  
 Lundy, Lamar, DE .....LA Rams (1) 1960  
 Lyght, Todd, CB .....STL Rams (1) 2000  
 Lyles, Lenny, DB .....BALT (1) 1967  
 Lynch, Dick, CB .....NYG (1) 1964  
 Lynch, Jim, LB .....KC (1) 1969  
 Lynch, John, S .....(9) TB 1998, 2000-03; DEN 2005-08  
 Lynch, Marshawn, RB .....BUFF (1) 2009

## M

Maas, Bill, NT .....KC (2) 1987-88  
 Mack, Kevin, RB .....CLE (2) 1986, 1988  
 Mack, Tom, G .....LA Rams (11) 1968-76, 1978-79  
 Mack, Tremain, KR .....CIN (1) 2000  
 Mackey, John, TE .....BALT (5) 1964, 1966-69  
 MacKinnon, Jacques, TE .....SD (2) 1967, 1969  
 Madison, Sam, CB .....MIA (4) 2000-01, 2002\*, 2003  
 Magnani, Dante, HB .....CLE (1) Dec. 1942  
 Maguire, Paul, LB .....(2) SD 1963; BUFF 1966  
 Majkowski, Don, QB .....GB (1) 1990\*  
 Malone, Charley, E .....WASH (1) Dec. 1942\*  
 Manders, Clarence (Pug), QB .....BROOKLYN (3) Jan. 1940, Dec. 1940, Jan. 1942  
 Manders, Dave, C .....DALL Cowboys (1) 1967  
 Mangold, Nick, C .....NYJ (1) 2009  
 Maniaci, Joe, FB .....CHI Bears (2) Dec. 1940, Jan. 1942  
 Mankins, Logan, G .....NE (1) 2008  
 Manley, Dexter, DE .....WASH (1) 1987  
 Mann, Charles, DE .....WASH (4) 1988-90, 1992  
 Manning, Archie, QB .....NO (2) 1979-80  
 Manning, Eli, QB .....NYG (1) 2009  
 Manning, Peyton, QB .....IND (9) 2000-01, 2003-09  
 Manske, Edgar (Eggs), E .....CHI Bears (1) Dec. 1940  
 Maples, Bobby, C .....HOU (1) 1969  
 Marchetti, Gino, DE .....BALT (11) 1955-58, 1959\*, 1960-65  
 Marcol, Chester, K .....GB (2) 1973, 1975  
 Marconi, Joe, FB .....CHI Bears (1) 1964  
 Mare, Olindo, K .....MIA (1) 2000  
 Marinkovic, John, E .....GB (2) 1954, 1956  
 Marino, Dan, QB .....MIA (9) 1984\*, 1985, 1986\*, 1987\*, 1988\*, 1992\*, 1993, 1995\*, 1996\*  
 Marion, Brock, S .....MIA (3) 2001, 2003-04  
 Marion, Fred, S .....NE (1) 1986  
 Marsalis, Jim, CB .....KC (2) 1970-71  
 Marshall, Brandon, WR .....DEN (1) 2009  
 Marshall, Jim, DE .....MINN (2) 1969-70  
 Marshall, Leonard, DE .....NYG (2) 1986-87  
 Marshall, Wilber, LB .....(3) CHI Bears 1987-88; WASH 1993  
 Martin, Curtis, RB .....(5) NE 1996-97; NYJ 1999, 2002, 2005\*  
 Martin, Eric, WR .....NO (1) 1989  
 Martin, Harvey, DE .....DALL Cowboys (4) 1977-78, 1979\*, 1980  
 Martin, Jim, K .....DET (1) 1962  
 Martin, Rod, LB .....LA Raiders (2) 1984-85  
 Martin, Tony, WR .....SD (1) 1997  
 Martin, Wayne, DE .....NO (1) 1995  
 Martinovich, Phil, G .....CHI Bears (1) Dec. 1940  
 Maryland, Russell, DT .....DALL Cowboys (1) 1994  
 Mason, Derrick, KR-WR .....TENN (2) 2001, 2004  
 Mason, Tommy, HB .....MINN (3) 1963-65  
 Massey, Carlton, E .....CLE (1) 1956  
 Massey, Robert, CB .....PHX (1) 1993  
 Masterson, Bernie, QB .....CHI Bears (1) Dec. 1940  
 Masterson, Bob, E .....WASH (1) Dec. 1942  
 Mathews, Ray, HB .....PITT (2) 1953, 1956  
 Mathis, Bill, FB-HB .....(2) NY Titans 1962; NYJ 1964  
 Mathis, Jerome, KR .....HOU (1) 2006  
 Mathis, Rashean, CB .....JAX (1) 2007  
 Mathis, Robert, DE .....IND (1) 2009  
 Mathis, Terance, WR .....ATL (1) 1995  
 Matson, Ollie, HB .....CHI Cardinals (6) 1953, 1955-58, 1959\*  
 Matsos, Archie, LB .....(3) BUFF 1962-63; OAK 1964  
 Matte, Tom, HB .....BALT (2) 1969-70  
 Matthews, Bruce, G-C .....(14) HOU 1989-95, 1996\*, 1997; TENN 1998\*, 1999\*, 2000, 2001\*, 2002

Matthews, Clay, LB .....CLE (4) 1986, 1988-90  
 Matuszak, Marv, G-LB .....(3) PITT 1954; SF 1958; BUFF 1963  
 Matuza, Al, C .....CHI Bears (1) Jan. 1942  
 Mawae, Kevin, C .....(7) NYJ 2000-05; TENN 2009\*  
 May, Mark, G .....WASH (1) 1989  
 Mayberry, Jermaine, G .....PHIL (1) 2003  
 Mayberry, Tony, C .....TB (3) 1998-2000  
 Mayes, Rueben, RB .....NO (2) 1987\*, 1988\*  
 Maynard, Don, FL .....NYJ (4) 1966, 1968-69, 1970\*  
 Mays, Jerry, DE-DT .....(7) DALL Texans 1963; KC 1965-69, 1971  
 Maznicki, Frank, HB .....CHI Bears (1) Dec. 1942  
 McAfee, Fred, ST .....NO (1) 2003  
 McAfee, George, HB .....CHI Bears (1) Jan. 1942  
 McAlister, Chris, CB .....BALT Ravens (3) 2004, 2005\*, 2007  
 McAllister, Deuce, RB .....NO (2) 2003, 2004\*  
 McBriar, Mat, P .....DALL Cowboys (1) 2007  
 McCaffrey, Ed, WR .....DEN (1) 1999  
 McCardell, Keenan, WR .....JAX (2) 1997; TB 2004  
 McCarren, Larry, C .....GB (2) 1983-84  
 McChesney, Bob, E .....WASH (2) 1939, Dec. 1942  
 McClain, Le'Ron, FB .....BALT (1) 2009  
 McClairen, Jack, E .....PITT (1) 1958  
 McClinton, Curtis, FB .....(3) DALL Texans 1963; KC 1967-68  
 McCloughan, Kent, CB .....OAK (2) 1967, 1968\*  
 McCord, Darris, TE .....DET (1) 1958  
 McCormack, Mike, T .....(6) NY Yanks 1952; CLE 1957-58, 1961-63  
 McCrary, Michael, DE .....BALT Ravens (2) 1999-2000  
 McCutcheon, Lawrence, RB .....LA Rams (5) 1974-78  
 McDaniel, Ed, LB .....MINN (1) 1999  
 McDaniel, Randall, G .....(12) MINN 1990-2000; TB 2001  
 McDaniel, Terry, CB .....LA Raiders (5) 1993-95; OAK 1996-97  
 McDole, Ron, DE .....BUFF (2) 1966, 1968  
 McDonald, Tim, S .....(6) PHX 1990, 1992\*, 1993; SF 1994-96  
 McDonald, Tommy, HB-E .....(6) PHIL 1959-63; LA Rams 1966  
 McElhenny, Hugh, HB .....(6) SF 1953-54, 1957-59; MINN 1962  
 McElroy, Vann, S .....LA Raiders (2) 1984-85  
 McFadin, Bud, T-DT .....(5) LA Rams 1956-57; DEN 1962-64  
 McGahee, Willis, RB .....BALT Ravens (1) 2008  
 McGee, Ben, DE .....PITT (2) 1967, 1969  
 McGee, Max, E .....GB (1) 1962  
 McGee, Terrence, KR .....BUFF (1) 2005  
 McGlockton, Chester, DT .....(4) LA Raiders 1995; OAK 1996-98  
 McGraw, Thurman, T .....DET (1) 1951  
 McGinest, Willie, DE .....NE (2) 1997, 2004  
 McInally, Pat, P .....CIN (1) 1982  
 McIntyre, Guy, G .....SF (5) 1990-94  
 McKeever, Marlin, TE .....LA Rams (1) 1967  
 McLaughlin, Leon, C .....LA Rams (1) 1955  
 McLean, Ray (Scooter), HB .....CHI Bears (2) Dec. 1940, Jan. 1942  
 McLeod, Bob, E .....HOU (1) 1962  
 McMahan, Jim, QB .....CHI Bears (1) 1986  
 McMichael, Steve, NT .....CHI Bears (2) 1987-88  
 McMillan, Erik, S .....NYJ (2) 1989-90  
 McMillan, Ernie, T .....STL (4) 1966, 1968, 1970-71  
 McMillian, Audray, CB .....MINN (1) 1993\*  
 McMurty, Chuck, DT .....BUFF (1) 1962  
 McNabb, Donovan, QB .....PHIL (5) 2001-03; 2004\*, 2005  
 McNair, Steve, QB .....TENN (2) 2004, 2006  
 McNeil, Charlie, S .....SD (1) 1962  
 McNeil, Clifton, FL .....SF (1) 1969  
 McNeil, Freeman, RB .....NYJ (3) 1983, 1985-86  
 McNeil, Gerald, KR .....CLE (1) 1988  
 McNeil, Ryan, CB .....SD (1) 2002  
 McNeill, Marcus, T .....SD (2) 2007-08  
 McPeak, Bill, E .....PITT (3) 1953-54, 1957  
 Meador, Eddie, DB .....LA Rams (6) 1961, 1965-67, 1968\*, 1969  
 Means, Natrone, RB .....SD (1) 1995  
 Mecklenburg, Karl, LB .....DEN (6) 1986-88, 1990\*, 1992, 1994  
 Meggett, David, KR .....(2) NYG 1990; NE 1997  
 Mehl, Lance, LB .....NYJ (1) 1986



Mehring, Pete, G.....LA Bulldogs (1) 1939  
 Meinert, Dale, LB.....STL (3) 1964, 1966, 1968  
 Mellus, John, T.....NYG (2) 1939, Jan. 1942  
 Mercer, Mike, K.....BUFF (1) 1968  
 Meredith, Don, QB.....DALL Cowboys (3) 1967-69  
 Meredith, Dudley, DT.....BUFF (1) 1966  
 Merriman, Shawne, LB.....SD (3) 2006-08  
 Merriweather, Mike, LB.....PITT (3) 1985-87  
 Mertens, Jerry, HB.....SF (1) 1959  
 Metcalf, Eric, KR.....(3) CLE 1994-95; SD 1998  
 Metcalf, Terry, RB.....STL (3) 1975-76, 1978  
 Michael, Rich, T.....HOU (2) 1963-64  
 Michaels, Lou, DE-K.....PITT (2) 1963-64  
 Michaels, Walt, MG-LB.....CLE (5) 1956-60  
 Michalik, Art, G.....SF (1) 1954  
 Middleton, Terdell, RB.....GB (1) 1979  
 Mihal, Joe, T.....CHI Bears (2) Dec. 1940, Jan. 1942  
 Miller-Mayer, Nick, K.....ATL (1) 1974  
 Milburn, Glyn, KR.....(2) DEN 1996; CHI Bears 2000  
 Millard, Keith, NT.....MINN (2) 1989-90  
 Millen, Matt, LB.....LA Raiders (1) 1989  
 Miller, Alan, FB.....OAK (1) 1962  
 Miller, Anthony, WR.....(5) SD 1990-91, 1993-94; DEN 1996  
 Miller, Chris, QB.....ATL (1) 1992  
 Miller, Fred, DT.....BALT (3) 1968-69, 1970\*  
 Miller, Jamir, LB.....CLE (1) 2002  
 Miller, Junior, TE.....ATL (2) 1981-82  
 Miller, Justin, KR.....NYJ (1) 2007  
 Miller, Paul, DE.....LA Rams (1) 1957  
 Milligan, Hanik, ST.....SD (1) 2006  
 Milloy, Lawyer, S.....NE (4) 1999-2000, 2002-03  
 Mills, John Henry, ST.....HOU (1) 1997  
 Mills, Pete, DE.....BUFF (1) 1966  
 Mills, Sam, LB.....(5) NO 1988-89, 1992-93; CAR 1997  
 Mingo, Gene, HB.....DEN (1) 1963  
 Minnifield, Frank, CB.....CLE (4) 1987-90  
 Mischak, Bob, G.....NY Titans (2) 1962-63  
 Mitchell, Bobby, HB-FL.....(4) CLE 1961; WASH 1963-65  
 Mitchell, Brian, KR.....WASH (1) 1996  
 Mitchell, Jim, TE.....ATL (2) 1970, 1973  
 Mitchell, Keith, LB.....NO (1) 2001  
 Mitchell, Leroy, DB.....BOS (1) 1969  
 Mitchell, Lydell, RB.....BALT (3) 1976-78  
 Mix, Ron, T-G.....SD (8) 1962-69  
 Modzelewski, Dick, DT.....CLE (1) 1965  
 Mogle, Dickie, HB.....SF (1) 1956  
 Mojsiejenko, Ralf, P.....SD (1) 1988  
 Monk, Art, WR.....WASH (3) 1985-87  
 Montana, Joe, QB.....(8) SF 1982, 1984-85, 1986\*, 1988, 1990\*, 1991; KC 1994\*  
 Montgomery, Greg, P.....HOU (1) 1994  
 Montgomery, Wilbert, RB.....PHIL (2) 1979-80  
 Montoya, Max, G.....(4) CIN 1987, 1989-90; LA Raiders 1994  
 Moon, Warren, QB.....(9) HOU 1989-94; MINN 1995-96; SEA 1998  
 Moore, Al, E.....GB (1) Jan. 1940  
 Moore, Bill, E.....LA Bulldogs (1) 1939  
 Moore, Dave, LS.....TB (1) 2007  
 Moore, Herman, WR.....DET (4) 1995-98  
 Moore, Lenny, HB.....BALT (7) 1957, 1959-63, 1965  
 Moore, Nat, WR.....MIA (1) 1978  
 Moore, Rob, WR.....(2) NYJ 1995; ARIZ 1998  
 Moore, Tom, HB.....GB (1) 1963  
 Moore, Wayne, T.....MIA (1) 1974\*  
 Moore, Wilbur, HB.....WASH (1) Dec. 1942  
 Moore, Zeke, CB.....HOU (2) 1970-71  
 Moorman, Brian, P.....BUFF (2) 2006-07  
 Morey, Sean, ST.....ARIZ (1) 2009  
 Morgan, Dan, LB.....CAR (1) 2005  
 Morgan, Stanley, WR.....NE (4) 1980-81, 1987-88  
 Morin, Miit, TE.....CLE (2) 1969, 1972  
 Morrall, Earl, QB.....(2) PITT 1958; BALT 1969  
 Morris, Dennit, LB.....HOU (1) 1962  
 Morris, Eugene (Mercury), RB-KR.....MIA (3) 1972-73, 1974\*  
 Morris, Joe, RB.....NYG (2) 1986-87  
 Morris, Johnny, FL.....CHI Bears (1) 1961  
 Morris, Jon, C.....BOS (7) 1965-71  
 Morrison, Fred (Curly), FB.....CLE (1) 1956  
 Morrow, John, C.....CLE (2) 1962, 1964  
 Mosebar, Don, C.....LA Raiders (3) 1987, 1991-92

Moseley, Mark, K.....WASH (2) 1980, 1983  
 Moses, Haven, WR.....(2) BUFF 1970; DEN 1974  
 Moss, Randy, WR.....(6) MINN 1999-2000, 2001\*, 2003\*, 2004\*, NE 2008\*  
 Moss, Santana, WR.....WASH (1) 2006  
 Motley, Marion, FB.....CLE (1) 1951  
 Moulds, Eric, WR.....BUFF (3) 1999, 2001, 2003  
 Mudd, Howard, G.....SF (3) 1967-69  
 Muhammad, Muhsin, WR.....CAR (2) 2000, 2005  
 Mul-Key, Herb, KR.....WASH (1) 1974  
 Mulleneaux, Carl, E.....GB (2) Jan. 1940, Dec. 1940  
 Munchak, Mike, G.....HOU (9) 1985-86, 1988-93, 1994\*  
 Muncie, Chuck, RB.....(3) NO 1980; SD 1982-83  
 Muñoz, Anthony, T.....CIN (11) 1982-87, 1988\*, 1989-90, 1991\*, 1992  
 Murphy, Mark, S.....WASH (1) 1984  
 Murray, Ed, K.....DET (2) 1981, 1990  
 Musso, George, G.....CHI Bears (3) Jan. 1940, Dec. 1940, Jan. 1942  
 Mutscheller, Jim, E.....BALT (1) 1958  
 Myers, Chip, WR.....CIN (1) 1973  
 Myers, Tommy, S.....NO (1) 1980

**N**

Nagler, Gern, E.....CHI Cardinals (1) 1959  
 Nalen, Tom, C.....DEN (5) 1998-99, 2000\*, 2001\*, 2004  
 Namath, Joe, QB.....NYJ (5) 1966, 1968-69, 1970\*, 1973\*  
 Nance, Jim, FB.....BOS (2) 1967\*, 1968  
 Nash, Joe, NT.....SEA (1) 1985  
 Naumoff, Paul, LB.....DET (1) 1971  
 Neal, Ed, C.....GB (1) 1951  
 Neal, Lorenzo, FB.....(4) CIN 2003; SD 2006-08  
 Neely, Ralph, T.....DALL Cowboys (2) 1968, 1970  
 Neighbors, Billy, G.....BOS (1) 1964  
 Nelsms, Mike, KR.....WASH (3) 1985-83  
 Nelsen, Bill, QB.....CLE (1) 1970  
 Nelson, Andy, S.....BALT (1) 1961  
 Nelson, Steve, LB.....NE (3) 1981, 1985-86  
 Neville, Tom, T-C.....BOS (1) 1967  
 Newberry, Jeremy, C.....SF (2) 2002-03  
 Newberry, Tom, G.....LA Rams (2) 1989, 1990\*  
 Newman, Ed, G.....MIA (4) 1982, 1983\*, 1984-85  
 Newman, Terence, CB.....DALL Cowboys (1) 2008  
 Newsome, Ozzie, TE.....CLE (3) 1982, 1985-86  
 Newton, Nate, G.....DALL Cowboys (6) 1993-97, 1999  
 Nickel, Elbie, E.....PITT (3) 1953-54, 1957  
 Nickerson, Hardy, LB.....TB (5) 1994, 1997-2000  
 Niemi, Laurie, T.....WASH (2) 1952-53  
 Niland, John, G.....DALL Cowboys (6) 1969-74  
 Nisby, John, G.....(3) PITT 1960, 1962; WASH 1963  
 Nitschke, Ray, LB.....GB (1) 1965  
 Nobis, Tommy, LB.....ATL (5) 1967-69, 1971, 1973  
 Nolting, Ray, HB.....CHI Bears (2) Dec. 1940, Jan. 1942  
 Nomellini, Leo, DT.....SF (10) 1951-54, 1957-62  
 Noonan, Karl, FL.....MIA (1) 1969  
 Norton, Don, E.....SD (2) 1962, 1963\*  
 Norton, Jerry, S.....(5) PHIL 1958-59; CHI Cardinals 1960; STL 1961-62  
 Norton, Jim, S.....HOU (3) 1963-64, 1968  
 Norton, Ken, LB.....(3) DALL Cowboys 1994; SF 1996, 1998  
 Norwood, Scott, K.....BUFF (1) 1989  
 Novacek, Jay, TE.....DALL Cowboys (5) 1992-95, 1996\*  
 Nowaskey, Bob, E.....CHI Bears (2) Dec. 1940, Jan. 1942  
 Nutter, Madison (Buzz), C.....PITT (1) 1963  
 Nye, Blaine, G.....DALL Cowboys (2) 1975, 1977

**O**

Oakes, Don, T.....BOS (1) 1968  
 Oates, Bart, C.....(5) NYG 1991-92, 1994; SF 1995-96  
 O'Brien, Davey, QB.....PHIL (1) Jan. 1940  
 O'Brien, Ken, QB.....NYJ (2) 1986, 1992  
 Ochocinco, Chad, WR.....CIN (5) 2004-08  
 O'Connell, Tommy.....CLE (1) 1958\*  
 Odom, Steve, KR.....GB (1) 1976  
 Odomes, Nate, CB.....BUFF (2) 1993-94  
 Odoms, Riley, TE.....DEN (4) 1974-76, 1979  
 O'Donnell, Joe, T.....BUFF (1) 1966  
 O'Donnell, Neil, QB.....PITT (1) 1993  
 Offerdahl, John, LB.....MIA (5) 1987-88, 1989\*, 1990, 1991\*

Ogden, Jonathan, T.....BALT Ravens (11) 1998-2006, 2007\*, 2008\*  
 Ogunleye, Adewale, DE.....MIA (1) 2004  
 O'Hara, Shaun, C.....NYG (1) 2009  
 Okoye, Christian, RB.....KC (2) 1990, 1992\*  
 Oldershaw, Doug, G.....NYG (1) Dec. 1940  
 Olsen, Merlin, DT.....LA Rams (14) 1963-70, 1971\*, 1972-76  
 Olson, Harold, T.....BUFF (1) 1962  
 Olszewski, Johnny, FB.....CHI Cardinals (2) 1954, 1956  
 O'Neal, Deltha, CB.....(2) DEN 2002; CIN 2006  
 O'Neal, Leslie, LB-DE.....SD (6) 1990-91, 1993-96  
 Orr, Jimmy, FL.....(2) PITT 1960; BALT 1966  
 Osborn, Dave, RB.....MINN (1) 1971  
 Osgood, Kassim, ST.....SD (2) 2007-08  
 Osmanski, Bill, FB.....CHI Bears (2) Dec. 1940, Jan. 1942  
 Otis, Jim, RB.....STL (1) 1976  
 Otto, Gus, LB.....OAK (1) 1970  
 Otto, Jim, C.....OAK (12) 1962-73  
 Owens, Steve, RB.....DET (1) 1972  
 Owens, Terrell, WR.....(6) SF 2001-03, 2004\*; PHIL 2005\*; DALL Cowboys 2008

**P**

Pace, Orlando, T.....STL Rams (7) 2000-01, 2002\*, 2003\*, 2004-06  
 Page, Alan, DT.....MINN (9) 1969-76, 1977\*  
 Palmer, Carson, QB.....CIN (2) 2006\*, 2007  
 Paluck, John, DE.....WASH (1) 1965  
 Panfil, Ken, T.....CHI Cardinals (1) 1960  
 Pardee, Jack, LB.....LA Rams (1) 1964  
 Parilli, Vito (Babe), QB.....BOS (3) 1964-65, 1967  
 Parker, Jim, T-G.....BALT (8) 1959-66  
 Parker, Willie, RB.....PITT (2) 2007, 2008\*  
 Parks, Dave, E.....SF (3) 1965-67  
 Parrish, Bernie, DB.....CLE (2) 1961, 1964  
 Parrish, Lemar, CB-KR.....(8) CIN 1971-72, 1975-78; WASH 1980-81  
 Parry, Owen (Ox), T.....NYG (1) 1939  
 Pastorini, Dan, QB.....HOU (1) 1976  
 Patton, Jimmy, S.....NYG (5) 1959-63  
 Paul, Don, LB.....LA Rams (3) 1952-54  
 Paul, Don, HB-S.....(4) CHI Cardinals 1954; CLE 1957-59  
 Paulson, Dainard, DB.....NYJ (2) 1965-66  
 Paup, Bryce, LB.....(4) GB 1995; BUFF 1996-98  
 Payton, Walter, RB.....CHI Bears (9) 1977-81, 1984-87  
 Pear, Dave, DT.....TB (1) 1979  
 Pearson, Drew, WR.....DALL Cowboys (3) 1975, 1977-78  
 Peoples, Woody, G.....SF (2) 1973-74  
 Peppers, Julius, DE.....CAR (4) 2005-07, 2009  
 Perkins, Don, HB-FB.....DALL Cowboys (6) 1962-64, 1967-69  
 Perry, Joe, FB.....SF (3) 1953-55  
 Perry, Michael Dean, NT.....CLE (6) 1990-92, 1994-95, 1997  
 Perry, Rod, CB.....LA Rams (2) 1979, 1981\*  
 Peters, Floyd, DT.....PHIL (3) 1965, 1967-68  
 Peters, Jason, T.....BUFF (2) 2008\*; 2009\*  
 Peters, Tony, S.....WASH (1) 1983  
 Peters, Volney, T.....WASH (1) 1956  
 Peterson, Adrian, RB.....MINN (2) 2008-09  
 Peterson, Julian, LB.....(5) SF 2003-04; SEA 2007-09  
 Pettibon, Richie, S.....CHI Bears (4) 1963-64, 1967-68  
 Petty, John, FB.....CHI Bears (1) Dec. 1942  
 Philbin, Gerry, DE.....NYJ (2) 1969-70  
 Phillips, Jim, E.....LA Rams (3) 1961-63  
 Pickens, Carl, WR.....CIN (2) 1996-97  
 Pierce, Antonio, LB.....NYG (1) 2007  
 Pietrosante, Nick, FB.....DET (2) 1961-62  
 Pihos, Pete, E.....PHIL (6) 1951-56  
 Pinckert, Erny, QB.....WASH (2) 1939, Jan. 1940  
 Plasman, Dick, E.....CHI Bears (2) Dec. 1940, Jan. 1942  
 Player, Scott, P.....ARIZ (1) 2001  
 Plum, Miit, QB.....CLE (2) 1961-62  
 Plunkett, Sherman, T.....NYJ (2) 1965, 1967  
 Podoley, Jim, HB.....WASH (1) 1958  
 Polamalu, Troy, S.....PITT (5) 2005-07, 2008\*, 2009  
 Poillon, Dick, HB.....WASH (1) Dec. 1942  
 Polsfoot, Fran, E.....CHI Cardinals (1) 1952  
 Pontbriand, Ryan, LS.....CLE (2) 2008-09

# PRO BOWL

Pool, Hampton, E.....CHI Bears (2) Dec. 1940, Jan. 1942  
 Poole, Jim, E.....NYG (3) 1939, Jan. 1940, Dec. 1940  
 Poole, Ray, E.....NYG (1) 1951\*  
 Porcher, Robert, DT.....DET (3) 1998, 2000, 2002  
 Porter, Joey, LB.....(4) PITT 2003, 2005-06; MIA 2009  
 Porter, Rufus, ST.....SEA (2) 1989-90  
 Portis, Clinton, RB.....(2) DEN 2004; WASH 2009  
 Post, Dickie, HB.....SD (2) 1968\*, 1970  
 Pottios, Myron, LB.....PITT (3) 1962, 1964-65  
 Powell, Art, SE.....OAK (4) 1964-67  
 Powell, Marvin, T.....NYJ (5) 1980-83, 1984\*  
 Preston, Roell, WR.....GB (1) 1999  
 Prestridge, Luke, P.....DEN (1) 1983  
 Price, Charles (Cotton), QB.....DET (1) Dec. 1940  
 Price, Eddie, FB.....NYG (3) 1952-53, 1955  
 Pritchard, Bosh, HB.....PHIL (1) Dec. 1942  
 Promuto, Vince, G.....WASH (2) 1964-65  
 Pruitt, Greg, KR-RB.....(5) CLE 1974-75, 1977-78; LA Raiders 1984  
 Pruitt, Mike, RB.....CLE (2) 1980-81  
 Pryce, Trevor, DE-DT.....DEN (4) 2000-01, 2002\*, 2003  
 Putnam, Duane, G.....LA Rams (5) 1955-56, 1957\*, 1958-59  
 Pyle, Mike, C.....CHI Bears (1) 1964

**Q**  
 Quarles, Shelton, LB.....TB (1) 2003  
 Quick, Mike, WR.....PHIL (5) 1984-88  
 Quillan, Fred, C.....SF (2) 1985-86  
 Quinlan, Volney (Skeet), HB.....LA Rams (1) 1955

**R**  
 Rackers, Neil, K.....ARIZ (1) 2006  
 Radovich, Bill, G.....DET (1) 1939  
 Randle, John, DT.....(7) MINN 1994-99; SEA 2002  
 Randle, Sonny, SE.....STL (4) 1961-63, 1966  
 Rashad, Ahmad, WR.....MINN (4) 1979-82  
 Ratliff, Jay, DT.....DALL Cowboys (1) 2009  
 Ray, Buford (Baby), T.....GB (1) Jan. 1940  
 Reaves, Ken, CB.....ATL (1) 1970  
 Rechichar, Bert, HB.....BALT (3) 1956-58  
 Redman, Rick, LB.....SD (1) 1968  
 Reed, Alvin, TE.....HOU (2) 1969-70  
 Reed, Andre, WR.....BUFF (7) 1989-93, 1994\*, 1995  
 Reed, Ed, S.....BALT Ravens (5) 2004-05, 2007-08 2009\*  
 Reese, Ike, LB.....PHIL (1) 2005  
 Reger, John, LB.....PITT (3) 1960-62  
 Reichow, Jerry, E.....MINN (1) 1962  
 Reid, Mike, DT.....CIN (2) 1973, 1974\*  
 Reinfeldt, Mike, S.....HOU (1) 1980  
 Rembert, Johnny, LB.....NE (2) 1989-90  
 Renfro, Mel, CB-S.....DALL Cowboys (10) 1965-72, 1973\*, 1974  
 Renfro, Ray, HB.....CLE (3) 1954, 1958, 1961  
 Retzlaff, Pete, E.....PHIL (5) 1959, 1961, 1964-66  
 Reveiz, Fuad, K.....MINN (1) 1995  
 Revis, Darrelle, CB.....NYJ (1) 2009  
 Reynolds, Bob, T.....STL (3) 1967, 1969-70  
 Reynolds, Jack, LB.....LA Rams (2) 1976, 1981  
 Rice, Jerry, WR.....(13) SF 1987-88, 1989\*, 1990-94, 1995\*, 1996, 1997\*, 1999; OAK 2003  
 Rice, Ken, T.....BUFF (1) 1962  
 Rice, Simeon, DE.....(3) ARIZ 2000; TB 2003, 2004\*  
 Richards, Elvin (Kink), FB-HB.....NYG (2) 1939, Dec. 1940  
 Richardson, Jess, T.....PHIL (1) 1960  
 Richardson, Tony, FB.....(3) KC 2004-05; MINN 2008  
 Richardson, Willie, FL.....BALT (2) 1968-69  
 Richter, Les, LB.....LA Rams (8) 1955-62  
 Riffle, Dick, HB.....PITT (1) Jan. 1942  
 Riggins, John, RB.....NYJ (1) 1976  
 Riggins, Gerald, RB.....ATL (3) 1986-88  
 Ringo, Jim, C.....(10) GB 1958-64; PHIL 1965-66, 1968  
 Risien, Cody, T.....CLE (2) 1987-88  
 Rison, Andre, WR.....(5) ATL 1991-94; KC 1998  
 Ritcher, Jim, G.....BUFF (2) 1992-93  
 Rivera, Marco, G.....GB (3) 2003-05  
 Rivers, Philip, QB.....SD (1) 2007\*  
 Roaches, Carl, KR.....HOU (1) 1982  
 Roof, William, T.....(11) NO 1995-98, 1999\*, 2000-01; KC 2003, 2004\*, 2005\*, 2006\*

Robb, Joe, DE.....STL (1) 1967  
 Robbins, Barret, C.....OAK (1) 2003\*  
 Roberson, Bo, SE.....BUFF (1) 1966  
 Roberts, Gene, HB.....NYG (1) 1951  
 Roberts, William, T.....NYG (1) 1991  
 Robertson, Isaiah, LB.....LA Rams (6) 1972, 1974-78  
 Robinson, Dave, LB.....GB (3) 1967-68, 1970  
 Robinson, Eugene, S.....(3) SEA 1993-94; ATL 1999  
 Robinson, Jerry, LB.....PHIL (1) 1982  
 Robinson, Johnny, S.....KC (7) 1964, 1965\*, 1966-69, 1971  
 Robinson, Koren, KR.....MINN (1) 2006  
 Robinson, Paul, RB.....CIN (2) 1969-70  
 Robinson, Wayne, LB.....PHIL (2) 1955-56  
 Robustelli, Andy, DE.....(7) LA Rams 1954, 1956; NYG 1957-58, 1960-62  
 Roby, Reggie, P.....(3) MIA 1985, 1990; WASH 1995  
 Rochester, Paul, DT.....DALL Texans (1) 1962  
 Rock, Walter, T.....SF (1) 1966  
 Roethlisberger, Ben, QB.....PITT (1) 2008  
 Rogel, Fran, FB.....PITT (1) 1957  
 Rogers, George, RB.....NO (2) 1982-83  
 Rogers, Shaun, DT.....(3) DET 2005-06; CLE 2009  
 Rohde, Len, T.....SF (1) 1971  
 Roland, Johnny, HB.....STL (2) 1967, 1968\*  
 Rolle, Samari, CB.....TENN (1) 2001  
 Romanowski, Bill, LB.....DEN (2) 1997, 1999  
 Romo, Tony, QB.....DALL Cowboys (2) 2007-08  
 Roos, Michael, T.....TENN (1) 2009  
 Ross, Dan, TE.....CIN (1) 1983  
 Ross, Kevin, CB.....KC (2) 1990-91  
 Rossum, Allen, KR.....ATL (1) 2005  
 Rossovich, Tim, LB.....PHIL (1) 1970  
 Rote, Kyle, HB-E.....NYG (4) 1954\*, 1955-57  
 Rote, Tobin, QB.....(2) GB 1957; SD 1964  
 Rowe, Dave, DT.....NO (1) 1969  
 Rozier, Mike, RB.....HOU (2) 1988-89  
 Rucinski, Eddie, E.....BROOKLYN (1) Dec. 1942  
 Rucker, Mike, DE.....CAR (1) 2004  
 Ruddy, Tim, C.....MIA (1) 2001  
 Rudnay, Jack, C.....KC (4) 1974-77  
 Runyan, Jon, T.....PHIL (1) 2003  
 Russell, Andy, LB.....PITT (7) 1969, 1971-76  
 Russell, Darrell, DT.....OAK (2) 1999-2000  
 Rutgens, Joe, DT.....WASH (2) 1964, 1966  
 Rutkowski, Ed, FL.....BUFF (1) 1966  
 Ryan, Frank, QB.....CLE (3) 1965-67  
 Ryans, DeMeco, LB.....HOU Texans (1) 2008  
 Rypien, Mark, QB.....WASH (2) 1990, 1992

**S**  
 Saimes, George, S.....BUFF (5) 1965-69  
 St. Clair, Bob, T.....SF (5) 1957, 1959-62  
 St. Jean, Len, G.....BOS (1) 1967  
 Saleaumua, Dan, IL.....KC (1) 1996  
 Samuel, Asante, CB.....(2) NE 2008; PHIL 2009\*  
 Samuels, Chris, T.....WASH (6) 2002-03, 2006, 2007\*, 2008, 2009\*  
 Sanders, Barry, RB.....DET (10) 1990-93, 1994\*, 1995-98, 1999\*  
 Sanders, Bob, S.....IND (2) 2006, 2008  
 Sanders, Charlie, TE.....DET (7) 1969-72, 1975-77  
 Sanders, Deion, CB.....(8) ATL 1992-94; SF 1995; DALL Cowboys 1997\*, 1998\*, 1999, 2000\*  
 Sanders, Orban (Spec), DB.....NY Yanks (1) 1951  
 Sandusky, Mike, G.....PITT (1) 1961  
 Sanford, Leo, LB-C.....CHI Cardinals (2) 1957-58  
 Sapolu, Jesse, C.....SF (2) 1994-95  
 Sapp, Warren, DT.....TB (7) 1998-2001, 2002\*, 2003\*, 2004\*  
 Saturday, Jeff, C.....IND (3) 2006-08  
 Sauer, George, SE.....NYJ (4) 1967-70  
 Sauerbrun, Todd, P.....CAR (3) 2002-04  
 Saul, Rich, C.....LA Rams (6) 1977-82  
 Sayers, Gale, HB.....CHI Bears (4) 1966-68, 1970  
 Scarpitto, Bob, E.....DEN (1) 1967  
 Schafraht, Dick, T.....CLE (6) 1964-65, 1966\*, 1967-69  
 Schlereth, Mark, G.....(2) WASH 1992; DEN 1999  
 Schmidt, Bob, C.....HOU (3) 1962-64  
 Schmidt, Henry, DT.....BUFF (1) 1966  
 Schmidt, Joe, LB.....DET (10) 1955-63, 1964\*  
 Schneck, Mike, LS.....BUFF (1) 2006  
 Schnellker, Bob, E.....NYG (2) 1959-60  
 Schnellbacher, Otto, HB.....NYG (2) 1951-52

Schobel, Aaron, DE.....BUFF (2) 2007-08  
 Schottenheimer, Marty, LB.....BUFF (1) 1966  
 Schrader, Jim, C.....WASH (3) 1959-60, 1962  
 Schroeder, Gene, E.....CHI Bears (1) 1953  
 Schroeder, Jay, QB.....WASH (1) 1987  
 Schuh, Harry, T.....OAK (3) 1968, 1970-71  
 Schulters, Lance, S.....SF (1) 2000  
 Schultz, Charles, T.....GB (1) Jan. 1940  
 Schwantz, Jim, ST.....DALL Cowboys (1) 1997  
 Schwartz, Perry, E.....BROOKLYN (4) 1939, Jan. 1940, Jan. 1942, Dec. 1942  
 Scibelli, Joe, G.....LA Rams (1) 1969  
 Scott, Bart, LB.....BALT Ravens (1) 2007  
 Scott, Clarence, CB.....CLE (1) 1974  
 Scott, Herbert, G.....DALL Cowboys (3) 1980-82  
 Scott, Jake, S.....MIA (5) 1972\*, 1973-74, 1975\*, 1976  
 Scott, Todd, S.....MINN (1) 1993  
 Scott, Tom, E.....PHIL (2) 1958-59  
 Scudero, Joe (Scooter), HB.....WASH (1) 1956  
 Searcy, Leon, T.....JAX (1) 2000  
 Seau, Junior, LB.....SD (12) 1992-2002, 2003\*  
 Sellers, Mike, FB.....WASH (1) 2009  
 Sellers, Ron, WR.....BOS (1) 1970  
 Selmon, Lee Roy, DE.....TB (6) 1980\*, 1981-85  
 Senser, Joe, TE.....MINN (1) 1982\*  
 Septien, Rafael, K.....DALL Cowboys (1) 1982  
 Sestak, Tom, DT.....BUFF (4) 1963-65, 1966\*  
 Settle, John, RB.....ATL (1) 1989  
 Sewell, Harley, G.....DET (4) 1958-60, 1963  
 Seymour, Bob, HB.....WASH (1) Dec. 1942  
 Seymour, Richard, DT.....NE (5) 2003-04, 2005\*, 2006\*, 2007\*  
 Shaffer, Leland, QB.....NYG (1) 1939  
 Shanklin, Ron, WR.....PITT (1) 1974\*  
 Sharpe, Luis, T.....(3) STL 1988; PHX 1989-1990  
 Sharpe, Shannon, TE.....(8) DEN 1993-94, 1995\*, 1996-98, 1999\*; BALT Ravens 2002  
 Sharpe, Sterling, WR.....GB (5) 1990-91, 1993, 1994\*, 1995\*  
 Sharper, Darren, S.....(4) GB 2001, 2003; MINN 2006, 2008  
 Shaw, Billy, G.....BUFF (8) 1963-70  
 Shaw, Bob, E.....CHI Cardinals (1) 1951  
 Shell, Art, T.....OAK (8) 1973-79, 1981  
 Shell, Donnie, S.....PITT (5) 1979-83  
 Shelley, Elbert, ST.....ATL (4) 1993-96  
 Sheppard, Lito, CB.....PHIL (2) 2005, 2007\*  
 Sherk, Jerry, DT.....CLE (4) 1974-77  
 Sherman, Saul, QB.....CHI Bears (1) Dec. 1940\*  
 Sherman, Will, S.....LA Rams (2) 1956, 1959  
 Shields, Will, G.....KC (12) 1996-2007  
 Shipkey, Jerry, FB.....PITT (3) 1951-53  
 Shirk, John, E.....CHI Cardinals (1) Dec. 1940  
 Shockey, Jeremy, TE.....NYG (4) 2003, 2004\*, 2006\*, 2007\*  
 Shofner, Del, SE.....(5) LA Rams 1959-60; NYG 1962-64  
 Shonta, Chuck, DB.....BOS (1) 1967  
 Shugart, Clyde, G.....WASH (2) Jan. 1942, Dec. 1942\*  
 Shuler, Mickey, TE.....NYJ (2) 1987, 1989  
 Siegal, John, E.....CHI Bears (3) Dec. 1940, Jan. 1942, Dec. 1942  
 Siemon, Jeff, LB.....MINN (4) 1974, 1976-78  
 Sikaheima, Vai, KR.....STL (2) 1987-88  
 Silas, Sam, DT.....STL (1) 1966  
 Simington, Milt, G.....PITT (1) Dec. 1942\*  
 Simmons, Clyde, DE.....PHIL (2) 1992-93  
 Simmons, Jack, C.....CHI Cardinals (1) 1957  
 Simms, Phil, QB.....NYG (2) 1986, 1994\*  
 Simon, Corey, DT.....PHIL (1) 2004  
 Simpson, O.J., RB.....BUFF (6) 1970, 1973-77  
 Sims, Billy, RB.....DET (3) 1981-83  
 Sims, Keith, G.....MIA (3) 1994-96  
 Sinclair, Michael, DE.....SEA (3) 1997-99  
 Singletary, Mike, LB.....CHI Bears (10) 1984-93  
 Sipe, Brian, QB.....CLE (1) 1981  
 Sisemore, Jerry, T.....PHIL (2) 1980, 1982  
 Sistrunk, Otis, DT.....OAK (1) 1975  
 Sivell, Jim, G.....BROOKLYN (1) Jan. 1942  
 Skladany, Tom, P.....DET (1) 1982  
 Skoronski, Bob, T.....GB (1) 1967  
 Slade, Chris, LB.....NE (1) 1998  
 Slater, Jackie, T.....LA Rams (7) 1984, 1986-91  
 Slaughter, Webster, WR.....(2) CLE 1990; HOU 1994\*  
 Slivinski, Steve, G.....WASH (1) Dec. 1942

Sloan, David, TE.....DET (1) 2000  
 Smerlas, Fred, DT-NT .....BUFF (5) 1981-84, 1989  
 Smith, Aaron, DE .....PITT (1) 2005  
 Smith, Al, LB .....HOU (2) 1992-93  
 Smith, Bill, E .....CHI Cardinals (1) Jan. 1940  
 Smith, Bob, HB .....DET (1) 1953  
 Smith, Bob, HB .....BUFF (1) 1966  
 Smith, Bruce, DE.....BUFF (11) 1988-91, 1993\*, 1994\*,  
 1995-96, 1997\*, 1998-99  
 Smith, Bubba, DE .....BALT (2) 1971-72  
 Smith, Clifton, KR .....TB (1) 2009  
 Smith, Dennis, S.....DEN (6) 1986-87, 1990-92, 1994  
 Smith, Detron, ST .....DEN (1) 2000  
 Smith, Doug, C.....LA Rams (6) 1985, 1986\*, 1987-90  
 Smith, Emmitt, RB.....DALL Cowboys (8) 1991-93,  
 1994\*, 1995\*, 1996, 1999-2000  
 Smith, Ernie, T.....(2) HOLLYWOOD 1939;  
 GB Jan. 1940  
 Smith, George, C .....WASH (1) Dec. 1942  
 Smith, Harry, G .....DET (1) Dec. 1940  
 Smith, J.D., FB .....SF (2) 1960, 1963  
 Smith, J.D., T .....PHIL (1) 1962\*  
 Smith, J.T., KR-WR .....(2) KC 1981; PHX 1989  
 Smith, Jackie, TE .....STL (5) 1967-71  
 Smith, Jerry, TE .....WASH (2) 1968, 1970  
 Smith, Jim Ray, G.....CLE (5) 1959, 1960\*, 1961-63  
 Smith, Jimmy, WR.....JAX (5) 1998-2001, 2002\*  
 Smith, John, K.....NE (1) 1981  
 Smith, Marvel, T .....PITT (1) 2005  
 Smith, Neil, DE .....(6) KC 1992-94, 1995\*, 1996;  
 DEN 1998  
 Smith, Paul, DT.....DEN (2) 1973-74  
 Smith, Robert, RB .....MINN (2) 1999, 2001\*  
 Smith, Rod, WR .....DEN (3) 2001, 2002\*, 2006  
 Smith, Ron, KR .....CHI Bears (1) 1973  
 Smith, Steve, KR-WR .....CAR (4) 2002, 2006-07, 2009  
 Smith, Stu, QB .....PITT (1) 1939  
 Smith, Will, DE .....NO (1) 2007  
 Sneed, Norm, QB .....(4) WASH 1963\*, 1964;  
 PHIL 1966; NYG 1973  
 Snee, Chris, G .....NYG (1) 2009  
 Snell, Matt, FB .....NYJ (3) 1965\*, 1967, 1970  
 Snow, Jack, SE .....LA Rams (1) 1968\*  
 Snyder, Bob, QB .....CHI Bears (2) Dec. 1940, Jan. 1942  
 Snyder, Ken, T .....PHIL (2) 1954-55  
 Soar, Hank, HB .....NYG (1) 1939  
 Sochia, Brian, NT.....MIA (1) 1989  
 Solt, Ron, G .....IND (1) 1988  
 Soltau, Gordy, E .....SF (3) 1952-54  
 Spadaccini, Vic, QB .....CLE (1) 1940  
 Speedie, Mac, E .....CLE (2) 1951, 1953\*  
 Spielman, Chris, LB .....DET (4) 1990-92, 1995  
 Spikes, Takeo, LB .....BUFF (2) 2004-05  
 Spinney, Art, G .....BALT (2) 1960-61  
 Springs, Shawn, CB .....SEA (1) 1999  
 Sprinkle, Ed, E.....CHI Bears (4) 1951-53, 1955  
 Stabler, Ken, QB .....OAK (4) 1974-75, 1977\*,  
 1978  
 Stacy, Billy, DB .....STL (1) 1962  
 Stallings, Larry, LB .....STL (1) 1971  
 Stallworth, John, WR .....PITT (4) 1980, 1983-85  
 Standlee, Norm, FB .....(2) CHI Bears Jan. 1942;  
 SF 1951  
 Stanfel, Dick, G.....(4) DET 1954; WASH 1957-59  
 Stanfill, Bill, DE .....MIA (5) 1970, 1972, 1973\*,  
 1974\*, 1975  
 Stark, Rohn, P .....IND (4) 1986-87, 1991, 1993  
 Starr, Bart, QB .....GB (4) 1961-63, 1967  
 Staubach, Roger, QB .....DALL Cowboys (6) 1972,  
 1976\*, 1977, 1978\*, 1979-80  
 Stautner, Ernie, T-DE .....PITT (9) 1953-54, 1956-62  
 Steed, Joel, DT .....PITT (1) 1998  
 Sternick, Greg, CB .....HOU (1) 1981  
 Stenerud, Jan, K.....(6) KC 1969-72, 1976; MINN 1985  
 Stephens, John, RB .....NE (1) 1989  
 Stephenson, Dwight, C.....MIA (5) 1984-86, 1987\*,  
 1988\*  
 Stepnoski, Mark, C.....(5) DALL Cowboys 1993, 1994\*,  
 1995; HOU 1996-97  
 Steussie, Todd, T .....MINN (2) 1998-99  
 Stewart, Kordell, QB .....PITT (1) 2002  
 Still, Art, DE .....KC (4) 1981-83, 1985  
 Stills, Gary, DE.....KC (1) 2004  
 Stits, Bill, HB .....DET (1) 1955

Stone, Donnie, HB .....DEN (1) 1962  
 Stone, Ron, G .....(3) NYG 2001-02; SF 2003  
 Stovall, Jerry, DB .....STL (3) 1967-68, 1970  
 Stover, Matt, K.....BALT Ravens (1) 2001  
 Strahan, Michael, DE .....NYG (7) 1998-2000, 2002-04,  
 2006  
 Stralka, Clem, G.....WASH (1) Dec. 1942  
 Stratton, Mike, LB .....BUFF (6) 1964-69  
 Strickland, Larry, C .....CHI Bears (1) 1957  
 Stringer, Korey, T .....MINN (1) 2001  
 Strong, Mack, FB .....SEA (2) 2006-07  
 Stroud, Jack, G .....NYG (3) 1956, 1958, 1961  
 Stroud, Marcus, DT .....JAX (3) 2004-06  
 Stryzalski, Johnny (Strike), HB .....SF (1) 1951  
 Stubblefield, Dana, DT .....SF (3) 1995-96, 1998  
 Studstill, Pat, FL-P .....DET (2) 1966-67  
 Studwell, Scott, LB .....MINN (2) 1988-89  
 Sturm, Jerry, G-C .....DEN (2) 1965, 1967  
 Stydhar, Joe, T.....CHI Bears (4) 1939, Jan. 1940,  
 Dec. 1940, Jan. 1942  
 Sugar, Leo, DE .....(2) CHI Cardinals 1959; STL 1961  
 Suggs, Terrell, LB ..BALT Ravens (3) 2005, 2007, 2009  
 Suggs, Walt, T .....HOU (2) 1968-69  
 Sunde, Milt, G .....MINN (1) 1967  
 Surtain, Patrick, CB .....MIA (3) 2003\*, 2004, 2005\*  
 Svendsen, Bud, C .....GB (1) Jan. 1940  
 Svoboda, Bill, HB .....CHI Cardinals (1) 1954  
 Swann, Eric, IL .....ARIZ (2) 1996-97  
 Swann, Lynn, WR .....PITT (3) 1976, 1978-79  
 Sweeney, Jack, G .....SD (9) 1965-73  
 Swenson, Bob, LB .....DEN (1) 1982  
 Swilling, Pat, LB .....(5) NO 1990-93; DET 1994  
 Swisher, Bob, HB .....CHI Bears (2) Dec. 1940,  
 Jan. 1942  
 Szymanski, Dick, C.....BALT (3) 1956, 1963, 1965

**T**

Talamini, Bob, G .....HOU (6) 1963-68  
 Talbert, Diron, DT .....WASH (1) 1975  
 Taliatferro, George, HB .....(3) NY Yanks 1952;  
 DALL Texans 1953; BALT 1954  
 Taliatferro, Mike, QB .....BOS (1) 1970  
 Talley, Darryl, LB .....BUFF (2) 1991-92  
 Tarkenton, Fran, QB .....(9) MINN 1965-66, 1975\*,  
 1976\*, 1977\*; NYG 1968-71  
 Tasker, Steve, ST .....BUFF (7) 1988, 1991-96  
 Tatum, Jack, S .....OAK (3) 1974-75, 1976\*  
 Tatupu, Lofa, LB .....SEA (3) 2006-08  
 Tatupu, Mosi, ST .....NE (1) 1987  
 Taylor, Bobby, CB .....PHIL (1) 2003  
 Taylor, Bruce, CB .....SF (1) 1972\*  
 Taylor, Charley, HB-WR ...WASH (8) 1965-68, 1973-76  
 Taylor, Fred, RB .....JAX (1) 2008  
 Taylor, Hugh (Bones), E.....WASH (2) 1953, 1955  
 Taylor, Jason, DE .....MIA (6) 2001, 2003, 2005, 2006\*,  
 2007, 2008\*  
 Taylor, Jim, FB .....GB (5) 1961-62, 1963\*, 1964-65  
 Taylor, John, KR-WR .....SF (2) 1989, 1990\*  
 Taylor, Lawrence, LB .....NYG (10) 1982-91  
 Taylor, Lionel, E.....DEN (3) 1962-63, 1966\*  
 Taylor, Otis, WR .....KC (3) 1967, 1972-73  
 Taylor, Roosevelt, S .....CHI Bears (2) 1964, 1969  
 Taylor, Sean, S .....WASH (2) 2007, 2008\*  
 Terrell, Marvin, G .....DALL Texans (1) 1963  
 Testaverde, Vinny, QB .....(2) BALT Ravens 1997;  
 NYJ 1999  
 Teteak, Derral, G .....GB (1) 1953  
 Theismann, Joe, QB .....WASH (2) 1983-84  
 Thieleman, R.C., G .....ATL (3) 1982-84  
 Thigpen, Yancey, WR.....PITT (2) 1996, 1998  
 Thomas, Aaron, E.....NYG (1) 1965  
 Thomas, Adaluis, ST.....BALT Ravens (2) 2004\*, 2007  
 Thomas, Clendon, S .....PITT (1) 1964  
 Thomas, Derrick, LB .....KC (9) 1990-98  
 Thomas, Emmitt, CB...KC (5) 1969, 1972-73, 1975-76  
 Thomas, Eric, CB .....CIN (1) 1989  
 Thomas, Henry, NT.....MINN (2) 1992-93  
 Thomas, J.T., CB .....PITT (1) 1977  
 Thomas, Joe, T .....CLE (2) 2008-09  
 Thomas, John, G .....SF (1) 1967  
 Thomas, Mike, RB .....WASH (1) 1977  
 Thomas, Pat, CB .....LA Rams (2) 1979, 1981  
 Thomas, Thurman, RB.....BUFF (5) 1990-94  
 Thomas, Tra, T.....PHIL (3) 2002-03, 2005\*

Thomas, William, LB .....PHIL (2) 1996-97  
 Thomas, Zach, LB ...MIA (7) 2000-01, 2002\*, 2003-04,  
 2006\*, 2007  
 Thomason, Bobby, QB.....PHIL (3) 1954, 1956-57  
 Thompson, Bennie, ST.....(2) NO 1992;  
 BALT Ravens 1999  
 Thompson, Billy, S.....DEN (3) 1978-79, 1982  
 Thompson, Reyna, ST.....NYG (1) 1991  
 Thompson, Tommy, QB .....PHIL (1) Dec. 1942  
 Tilley, Pat, WR .....STL (1) 1981\*  
 Timmerman, Adam, G .....STL Rams (2) 2000, 2002  
 Tingelhoff, Mick, C .....MINN (6) 1955-70  
 Tinsley, Gaynell, E .....CHI Cardinals (1) 1939  
 Tinsley, Pete, G .....GB (1) Jan. 1940  
 Tippet, Andre, LB .....NE (5) 1985-89  
 Titchenal, Bob, C.....WASH (1) Dec. 1942\*  
 Tittle, Y.A., QB .....(7) SF 1954-55, 1958, 1960;  
 NYG 1962-63, 1964\*  
 Tobeck, Robbie, C.....SEA (1) 2006  
 Todd, Dick, HB .....WASH (2) Dec. 1940, Dec. 1942\*  
 Tolar, Charlie, FB .....HOU (2) 1962-63  
 Tolbert, Tony, DE .....DALL Cowboys (1) 1997  
 Tomlinson, LaDainian, RB .....SD (5) 2003, 2005-08  
 Toneff, Bob, DT .....(4) SF 1956; WASH 1960-62  
 Tonnemaker, Clayton, LB.....GB (1) 1954  
 Toon, Al, WR .....NYJ (3) 1987-89  
 Torczon, Laverne, DE .....BUFF (1) 1962  
 Torgeson, LaVern, C-LB...(3) DET 1955; WASH 1956-57  
 Torrance, Jack, T .....CHI Bears (1) Dec. 1940  
 Toth, Zollie, FB .....NY Yanks (1) 1951  
 Towler, Dan, FB-HB .....LA Rams (4) 1952-55  
 Townsend, Greg, DE .....LA Raiders (2) 1991-92  
 Tracey, John, LB .....BUFF (2) 1966-67  
 Tracy, Tom (The Bomb), FB.....PITT (2) 1959, 1961  
 Treadwell, David, K .....DEN (1) 1990  
 Trippi, Charley, QB-HB .....CHI Cardinals (2) 1953-54  
 Tripson, John, E .....DET (1) Jan. 1942  
 Tripucka, Frank, QB .....DEN (1) 1963  
 Trotter, Jeremiah, LB .....PHIL (4) 2001-02, 2005-06  
 Trufant, Marcus, CB .....SEA (1) 2008  
 Trumpy, Bob, TE.....CIN (4) 1969, 1970\*, 1971, 1974  
 Tubbs, Jerry, LB .....DALL Cowboys (1) 1963  
 Tubbs, Winfred, LB .....NO (1) 1999  
 Tuck, Justin, DE .....NYG (1) 2009  
 Tuggle, Jessie, LB .....ATL (5) 1993, 1995-96, 1998-99  
 Tuinei, Mark, T .....DALL Cowboys (2) 1995-96  
 Tunnell, Emlen, S .....(9) NYG 1951-58; GB 1960  
 Tupa, Tom, P .....NYJ (1) 2000  
 Turk, Matt, P .....WASH (3) 1997-99  
 Turnbull, Renaldo, LB .....NO (1) 1994  
 Turner, Bake, SE .....NYJ (1) 1962  
 Turner, Cecil, KR .....CHI Bears (1) 1971  
 Turner, Clyde (Bulldog), C ...CHI Bears (4) Dec. 1940,  
 Jan. 1942, 1951-52  
 Turner, Eric, S .....(2) CLE 1995; BALT 1997  
 Turner, Jim, K.....NYJ (2) 1969-70  
 Turner, Keena, LB .....SF (1) 1985  
 Turner, Michael, RB .....ATL (1) 2009  
 Tuten, Rick, P .....SEA (1) 1995  
 Tuttle, Orville, G .....NYG (2) 1939, Jan. 1940  
 Tyler, Wendell, RB .....SF (1) 1985  
 Tyree, David, ST .....NYG (1) 2006  
 Tyrer, Jim, T .....(9) DALL Texans 1963; KC 1964-67,  
 1969-72

**U**

Uliniski, Harry, C .....WASH (1) 1956  
 Umenyiora, Osi, DE .....NYG (2) 2006, 2008  
 Unitas, Johnny, QB .....BALT (10) 1958-65, 1967-68  
 Upchurch, Rick, KR .....DEN (4) 1977, 1979-80, 1983  
 Upshaw, Gene, G .....OAK (7) 1969, 1973-78  
 Uram, Andy, HB .....GB (1) Jan. 1940  
 Urlacher, Brian, LB .....CHI Bears (6) 2001-04, 2006\*,  
 2007\*

**V**

Van Brocklin, Norm, QB .....(9) LA Rams 1951-56;  
 PHIL 1959, 1960\*, 1961  
 Van Dyke, Bruce, G .....PITT (1) 1974  
 van Eeghen, Mark, RB .....OAK (1) 1978  
 Van Note, Jeff, C .....ATL (5) 1975-76, 1981-83  
 Van Pelt, Brad, LB .....NYG (5) 1977-81  
 Van Raaphorst, Dick, K .....SD (1) 1967  
 Vanden Bosch, Kyle, DE .....TENN (2) 2006, 2008



## PRO BOWL

Vanderjagt, Mike, K.....IND (1) 2004  
 Vanzo, Fred, QB .....DET (1) Jan. 1940  
 Varrichione, Frank, T .....(5) PITT 1956, 1958-59, 1961;  
 LA Rams 1963  
 Vasher, Nathan, CB .....CHI Bears (1) 2006  
 Verdin, Clarence, KR .....IND (2) 1991, 1993  
 Vick, Michael, QB .....ATL (3) 2003\*, 2005-06  
 Villapiano, Phil, LB .....OAK (4) 1974-77  
 Vilma, Jonathan, LB .....NYJ (1) 2006  
 Vinatieri, Adam, K .....NE (2) 2003, 2005  
 Vincent, Troy, CB .....PHIL (5) 2000-01, 2002\*, 2003-04  
 Vogel, Bob, T .....BALT (5) 1965-66, 1968, 1969\*, 1972  
 Volk, Rick, DB .....BALT (3) 1968, 1970, 1972  
 Vrabel, Mike, LB .....NE (1) 2008

### W

Wade, Bill, QB .....(2) LA Rams 1959; CHI Bears 1964  
 Wagner, Mike, S .....PITT (2) 1976-77  
 Wahl, Mike, G .....CAR (1) 2006  
 Walden, Bobby, P .....PITT (1) 1970  
 Walker, Chuck, DT .....STL (1) 1967  
 Walker, Doak, HB .....DET (5) 1951-52, 1954-56  
 Walker, Gary, DT .....(2) JAX 2002; HOU Texans 2003  
 Walker, Herschel, RB .....DALL Cowboys (2) 1988-89  
 Walker, Javon, WR .....GB (1) 2005  
 Walker, Wayne, LB-K .....DET (3) 1964-66  
 Walker, Wesley, WR .....NYJ (2) 1979, 1983  
 Wallace, Steve, T .....SF (1) 1993  
 Waller, Ron, HB .....LA Rams (1) 1956  
 Wallner, Fred, G .....CHI Cardinals (1) 1956  
 Walls, Everson, CB .....DALL Cowboys (4) 1982-84,  
 1986  
 Walls, Wesley, TE .....CAR (5) 1997-2000, 2002\*  
 Walsh, Bill, C .....PITT (2) 1951-52  
 Walston, Bobby, E-K .....PHIL (2) 1961-62  
 Walters, Stan, T .....PHIL (2) 1979-80  
 Ward, Hines, WR .....PITT (4) 2002-05  
 Ware, DeMarcus, LB .....DALL Cowboys (3) 2007-09  
 Warfield, Paul, WR .....(8) CLE 1965, 1969-70; MIA  
 1971-72, 1973\*, 1974\*, 1975  
 Warlick, Ernie, E .....BUFF (4) 1963-66  
 Warner, Charley, DB .....BUFF (1) 1966  
 Warner, Curt, RB .....SEA (3) 1984, 1987\*, 1988  
 Warner, Kurt, QB .....(4) STL Rams 2000, 2001\*, 2002;  
 ARIZ 2009  
 Warren, Chris, RB .....SEA (3) 1994-96  
 Warren, Jimmy, DB .....MIA (1) 1967  
 Washington, Dave, LB .....SF (1) 1977  
 Washington, Gene, WR .....MINN (2) 1970-71  
 Washington, Gene, WR .....SF (4) 1970-73  
 Washington, Joe, RB .....BALT (1) 1980  
 Washington, Leon, KR .....NYJ (1) 2009  
 Washington, Marcus, LB .....WASH (1) 2005  
 Washington, Russ, T .....SD (5) 1975-76, 1978-80  
 Washington, Ted, DT .....(4) BUFF 1998-99, 2001;  
 CHI Bears 2002  
 Washington, Vic, RB .....SF (1) 1972  
 Waterfield, Bob, QB .....LA Rams (2) 1951-52  
 Waters, Brian, G .....KC (4) 2005-07, 2009  
 Waters, Charlie, S .....DALL Cowboys (3) 1977-79  
 Watson, Steve, WR .....DEN (1) 1982  
 Watters, Ricky, RB .....(5) SF 1993-95; PHIL 1996-97  
 Watts, George, T .....WASH (1) Dec. 1942\*  
 Waymer, Dave, CB .....NO (1) 1988  
 Wayne, Reggie, WR .....IND (3) 2007-09  
 Weatherall, Jim, T .....PHIL (1) 1957  
 Webb, Don, S .....BOS (1) 1970  
 Webb, Richmond, T .....MIA (7) 1991-97  
 Webster, Alex, FB .....NYG (2) 1959, 1962  
 Webster, David, S .....DALL Texans (1) 1962  
 Webster, George, LB .....HOU (3) 1968\*, 1969, 1970\*  
 Webster, Mike, C .....PITT (9) 1979-86, 1988  
 Wehrli, Roger, CB .....STL (7) 1971-72, 1975-78, 1980  
 Weinmeister, Arnie, T .....NYG (4) 1951-54  
 Weisgerber, Dick, QB .....GB (1) Jan. 1940  
 Welker, Wes, WR .....NE (1) 2009  
 Wells, Billy, HB .....WASH (1) 1955  
 Wells, Warren, WR .....OAK (2) 1969, 1971  
 West, Stan, G .....LA Rams (2) 1952-53  
 West, Willie, S .....(2) BUFF 1964; MIA 1967  
 Westbrook, Brian, RB .....PHIL (2) 2005, 2008  
 Westmoreland, Dick, CB .....MIA (1) 1968  
 Wham, Tom, E .....CHI Cardinals (1) 1952  
 Whigham, Larry, ST .....(2) NE 1998; CHI Bears 2002

White, Arthur (Tarzan), G .....NYG (1) 1939  
 White, Charles, RB .....LA Rams (1) 1988  
 White, Danny, QB .....DALL Cowboys (1) 1983  
 White, Dwight, DE .....PITT (2) 1973-74  
 White, Ed, G .....(4) MINN 1976-78; SD 1980  
 White, Lorenzo, RB .....HOU (1) 1993  
 White, Randy, DT-NT .....DALL Cowboys (9) 1978,  
 1979\*, 1980-86  
 White, Reggie, DE .....(13) PHIL 1987-93;  
 GB 1994, 1995\*, 1996-97, 1998\*, 1999  
 White, Roddy, WR .....ATL (1) 2009  
 White, Sammy, WR .....MINN (2) 1977-78  
 Whited, Marv, QB .....WASH (1) Dec. 1942\*  
 Whitfield, Bob, T .....ATL (1) 1999  
 Whitsell, Dave, DB .....NO (1) 1968  
 Whittenton, Jesse, DB .....GB (2) 1962, 1964  
 Wiatrak, John, C .....CLE (1) 1939  
 Widby, Ron, P .....DALL Cowboys (1) 1972  
 Widseth, Ed, T .....NYG (1) 1939  
 Wiegmann, Casey, C .....DEN (1) 2009  
 Wietcha, Ray, C .....NYG (4) 1958-59, 1961, 1963  
 Wiggan, Paul, DE .....CLE (2) 1966, 1968  
 Wightkin, Bill, T .....CHI Bears (1) 1956  
 Wilcox, Dave, LB .....SF (7) 1967, 1969-70, 1971\*,  
 1972-74  
 Wilder, James, RB .....TB (1) 1985  
 Wildung, Dick, T .....GB (1) 1952  
 Wilfork, Vince, DT .....NE (1) 2008  
 Wiley, Marcellus, DE .....SD (1) 2002  
 Wilkerson, Doug, G .....SD (3) 1981-83  
 Wilkin, Willie, T .....WASH (3) Dec. 1940, Jan. 1942,  
 Dec. 1942  
 Wilkins, Jeff, K .....STL Rams (1) 2004  
 Willard, Ken, FB .....SF (4) 1966-67, 1969-70  
 Willey, Norm, E .....PHIL (2) 1955-56  
 Williams, Aeneas, CB .....(8) ARIZ 1995-2000;  
 STL Rams 2002, 2004  
 Williams, Alfred, DE .....DEN (1) 1997  
 Williams, Ben, DE .....BUFF (1) 1983  
 Williams, Darryl, S .....SEA (1) 1998  
 Williams, Delvin, RB .....(2) SF 1977; MIA 1979  
 Williams, Erik, T .....DALL Cowboys (4) 1994, 1997-98,  
 2000  
 Williams, Fred, T .....CHI Bears (4) 1953-54; 1959-60  
 Williams, Jamal, DT .....SD (3) 2006-07, 2008\*  
 Williams, James, T .....CHI Bears (1) 2002  
 Williams, John L., RB .....SEA (2) 1991-92  
 Williams, Johnny, HB .....WASH (1) 1953  
 Williams, Kevin, DT .....MINN (4) 2005, 2007-09  
 Williams, Lee, DE .....SD (2) 1989-90  
 Williams, Mario, DE .....HOU Texans (1) 2009  
 Williams, Pat, DT .....MINN (3) 2007-09  
 Williams, Ricky, RB .....MIA (1) 2003  
 Williams, Roy, S .....DALL Cowboys (5) 2004-08  
 Williams, Roy, WR .....DET (1) 2007  
 Williams, Willie, DB .....NYG (1) 1970  
 Williamson, Carlton, S .....SF (2) 1985-86  
 Williamson, Fred, CB .....OAK (3) 1962-64  
 Willis, Bill, G .....CLE (3) 1951-53  
 Willis, Patrick, LB .....SF (2) 2008-09  
 Wilson, Adrian, S .....ARIZ (2) 2007, 2009  
 Wilson, Al, LB .....DEN (5) 2002, 2003\*, 2004, 2006, 2007\*  
 Wilson, Billy, E .....SF (6) 1955-60  
 Wilson, George, E .....CHI Bears (3) Dec. 1940,  
 Jan. 1942, Dec. 1942  
 Wilson, Jerrel, P .....KC (3) 1971-73  
 Wilson, Larry, S .....STL (8) 1963-64, 1966-71  
 Wilson, Nemiah, CB .....OAK (1) 1968  
 Wilson, Otis, LB .....CHI Bears (1) 1986  
 Wilson, Tom, HB .....LA Rams (1) 1958  
 Wilson, Wade, QB .....MINN (1) 1989  
 Wimberly, Abner, E .....GB (1) 1953  
 Winder, Sammy, RB .....DEN (2) 1985, 1987  
 Winfield, Antoine, CB .....MINN (1) 2009  
 Winkler, Jim, T .....LA Rams (1) 1953  
 Winslow, Kellen, TE .....SD (5) 1981-84, 1988  
 Winslow, Kellen, TE .....CLE (1) 2008  
 Winters, Frank, C .....GB (1) 1997  
 Wisniewski, Steve, G .....LA Raiders (8) 1991-92, 1993\*,  
 1994, 1995\*; OAK 1996, 1998, 2001\*  
 Wistert, Al, T .....PHIL (1) 1951  
 Witten, Jason, TE .....DALL Cowboys (5) 2005-09  
 Wittum, Tom, P .....SF (2) 1974-75  
 Wolfe, Hugh, FB .....NYG (1) 1939

Wolfley, Ron, ST .....(4) STL 1987-88; ARIZ 1989-1990  
 Wolford, Will, T .....(3) BUFF 1991, 1993; IND 1996  
 Wood, Duane, DB .....KC (1) 1964  
 Wood, Willie, S .....GB (8) 1963, 1965-71  
 Woodall, Lee, LB .....SF (2) 1996, 1998  
 Woodeshick, Tom, FB .....PHIL (1) 1969  
 Woods, Jerome, S .....KC (1) 2004  
 Woodson, Abe, DB .....SF (5) 1960-64  
 Woodson, Charles, CB .....(5) OAK 1999-2001, 2002\*;  
 GB 2009\*  
 Woodson, Darren, S .....DALL (5) 1995-97, 1998\*, 1999  
 Woodson, Marv, DB .....PITT (1) 1968  
 Woodson, Rod, KR-CB .....(11) PITT 1990-95, 1997;  
 BALT Ravens 2000-02; OAK 2003  
 Woody, Damian, C .....NE (1) 2003  
 Woolford, Donnell, CB .....CHI Bears (1) 1994  
 Wooten, John, G .....CLE (2) 1966-67  
 Woudenberg, John, T .....PITT (1) Dec. 1942  
 Wozniak, John, G .....DALL Texans (1) 1953  
 Wright, Eric, CB .....SF (2) 1985, 1986\*  
 Wright, Ernie, T .....SD (3) 1962, 1964, 1966  
 Wright, Louis, CB .....DEN (5) 1978-80, 1984, 1986  
 Wright, Rayfield, T .....DALL Cowboys (6) 1972-77  
 Wycheck, Frank, TE .....TENN (3) 1999-2001

### Y

Yary, Ron, T .....MINN (7) 1972-78  
 Yepremian, Garo, K .....MIA (2) 1974, 1979  
 Young, Bill, T .....WASH (1) Dec. 1942  
 Young, Bob, G .....STL (2) 1979-80  
 Young, Bryant, DT .....SF (4) 1997, 2000\*, 2002-03  
 Young, Buddy, HB .....BALT (1) 1955  
 Young, Charle, TE .....PHIL (3) 1974-76  
 Young, Fredd, ST-LB .....SEA (4) 1985-88  
 Young, Roynell, CB .....PHIL (1) 1982  
 Young, Steve, QB .....SF (7) 1993-96, 1997\*, 1998-99  
 Young, Vince, QB .....TENN (1) 2007  
 Youngblood, Jack, DE .....LA Rams (7) 1974-80  
 Youngblood, Jim, LB .....LA Rams (1) 1980  
 Younger, Paul (Tank), FB-HB .....LA Rams (4)  
 1952-54, 1956\*

### Z

Zarnas, Gust, G .....GB (1) Jan. 1940  
 Zatkoff, Roger, LB .....GB (3) 1955-57  
 Zeman, Bob, DB .....DEN (1) 1963  
 Zeno, Joe, G .....WASH (1) Dec. 1942\*  
 Zimmerman, Gary, T .....(7) MINN 1988-90, 1993;  
 DEN 1995, 1996\*, 1997\*  
 Zimmerman, Roy, QB .....WASH (1) Dec. 1942  
 Zook, John, DE .....ATL (1) 1974





---

# Postseason Records

# POSTSEASON RECORDS

Compiled by Elias Sports Bureau

Throughout this all-time postseason record section, the following abbreviations are used to indicate various levels of postseason games:

SB	Super Bowl (1966 to date)
AFC	AFC Championship Game (1970 to date) or AFL Championship Game (1960-69)
NFC	NFC Championship Game (1970 to date) or NFL Championship Game (1933-69)
AFC-D	AFC Divisional Playoff Game (1970 to date), AFC Second-Round Playoff Game (1982), AFL Inter-Divisional Playoff Game (1969), or special playoff game to break tie for AFL Division Championship (1963, 1968)
NFC-D	NFC Divisional Playoff Game (1970 to date), NFC Second-Round Playoff Game (1982), NFL Conference Championship Game (1967-69), or special playoff game to break tie for NFL Division or Conference Championship (1941, 1943, 1947, 1950, 1952, 1957, 1958, 1965)
AFC-FR	AFC First-Round Playoff Game (1978 to date)
NFC-FR	NFC First-Round Playoff Game (1978 to date)

Year indicates season in which game took place and does not necessarily reflect calendar year.

## POSTSEASON GAME COMPOSITE STANDINGS

	W	L	PCT.	PTS.	OP
Baltimore Ravens	7	4	.636	202	130
Green Bay Packers	25	15	.625	950	766
Pittsburgh Steelers	31	19	.620	1,180	1,020
New England Patriots*	21	13	.618	730	666
Carolina Panthers	6	4	.600	219	203
San Francisco 49ers	25	17	.595	1,044	853
Oakland Raiders**	25	18	.581	1,028	797
Washington Redskins***	23	17	.575	819	707
Dallas Cowboys	32	24	.571	1,318	1,050
Denver Broncos	17	15	.531	694	794
Philadelphia Eagles	19	18	.514	727	665
Miami Dolphins	20	20	.500	789	875
Indianapolis Colts†	17	18	.486	702	718
Chicago Bears	16	17	.485	702	681
Buffalo Bills	14	15	.483	681	658
Arizona Cardinals††	5	6	.455	240	271
Jacksonville Jaguars	5	6	.455	262	288
New York Giants	20	24	.455	763	833
St. Louis Rams†††	19	24	.442	770	944
Tennessee Titans#	14	19	.424	579	762
New York Jets	8	11	.421	388	389
Minnesota Vikings	18	25	.419	838	983
Detroit Lions	7	10	.412	365	404
Seattle Seahawks	7	10	.412	356	367
Atlanta Falcons	6	9	.400	322	361
San Diego Chargers##	10	15	.400	474	575
Tampa Bay Buccaneers	6	9	.400	230	279
Cincinnati Bengals	5	8	.385	263	288
Kansas City Chiefs###	8	13	.381	340	445
Cleveland Browns	11	20	.355	629	728
New Orleans Saints	2	6	.250	144	248

\* Two games played when franchise was in Boston (won 26-8, lost 51-10).

\*\* 12 games played when franchise was in Los Angeles (won 6, lost 6, 268 points scored, 224 points allowed).

\*\*\* One game played when franchise was in Boston (lost 21-6).

† 15 games played when franchise was in Baltimore (won 8, lost 7, 264 points scored, 262 points allowed).

†† Two games played when franchise was in Chicago (won 28-21, lost 7-0), three games played when franchise was in St. Louis (lost 30-14, lost 35-23, lost 41-16).

††† One game played when franchise was in Cleveland (won 15-14), 32 games played when franchise was in Los Angeles (won 12, lost 20, 486 points scored, 683 points allowed).

# 22 games played when franchise was in Houston and known as the Oilers (won 9, lost 13, 371 points scored, 533 points allowed).

## One game played when franchise was in Los Angeles (lost 24-16).

### One game played when franchise was Dallas Texans (won 20-17).

## INDIVIDUAL RECORDS

### SERVICE

#### Most Games, Career

- 29 Jerry Rice, San Francisco-Oakland-Seattle (SB 4, NFC 6, AFC 1, NFC-D 11, AFC-D 2, NFC-FR 4, AFC-FR 1)
- 27 D.D. Lewis, Dallas (SB 5, NFC 9, NFC-D 12, NFC-FR 1)
- 26 Larry Cole, Dallas (SB 5, NFC 8, NFC-D 12, NFC-FR 1)
- Bill Romanowski, San Francisco-Philadelphia-Denver-Oakland (SB 5, NFC 5, AFC 3, NFC-D 6, AFC-D 4, NFC-FR 1, AFC-FR 2)

#### Most Games, Head Coach

- 36 Tom Landry, Dallas
- Don Shula, Baltimore-Miami

- 24 Chuck Noll, Pittsburgh
- Mike Holmgren, Green Bay-Seattle
- Joe Gibbs, Washington
- 22 Bud Grant, Minnesota

#### Most Championships Won, Head Coach

- 6 George Halas, Chicago
- Curly Lambeau, Green Bay
- 5 Vince Lombardi, Green Bay
- 4 Guy Chamberlin, Canton Bulldogs-Cleveland Bulldogs-Frankfort Yellow Jackets
- Chuck Noll, Pittsburgh

#### Most Games Won, Head Coach

- 20 Tom Landry, Dallas
- 19 Don Shula, Baltimore-Miami
- 17 Joe Gibbs, Washington

#### Most Games Lost, Head Coach

- 17 Don Shula, Baltimore-Miami
- 16 Tom Landry, Dallas
- 13 Marty Schottenheimer, Cleveland-Kansas City-San Diego

## SCORING

### POINTS

#### Most Points, Career

- 177 Adam Vinatieri, New England-Indianapolis, 23 games (51-pat, 42-fg)
- 153 Gary Anderson, Pittsburgh-Philadelphia-San Francisco-Minnesota-Tennessee, (57-pat, 32-fg)
- 132 Jerry Rice, San Francisco-Oakland-Seattle, 29 games (22-td)

#### Most Points, Game

- 30 Ricky Watters, NFC-D: San Francisco vs. N.Y. Giants, 1993 (5-td)
- 19 Pat Harder, NFC-D: Detroit vs. Los Angeles, 1952 (2-td, 4-pat, 1-fg)
- Paul Hornung, NFC: Green Bay vs. N.Y. Giants, 1961 (1-td, 4-pat, 3-fg)
- 18 By many players

#### Most Consecutive Games Scoring

- 23 Adam Vinatieri, New England-Indianapolis, 1996-2008 (current)
- 19 George Blanda, Chi. Bears-Houston-Oakland, 1956-1975
- 17 David Akers, Philadelphia, 2000-08 (current)

## TOUCHDOWNS

### Most Touchdowns, Career

- 22 Jerry Rice, San Francisco-Oakland-Seattle, 29 games (22-p)
- 21 Thurman Thomas, Buffalo, 21 games (16-r, 5-p)
- Emmitt Smith, Dallas, 17 games (19-r, 2-p)
- 17 Franco Harris, Pittsburgh, 19 games (16-r, 1-p)

### Most Touchdowns, Game

- 5 Ricky Watters, NFC-D: San Francisco vs. N.Y. Giants, 1993 (5-r)
- 3 Andy Farkas, NFC-D: Washington vs. N.Y. Giants, 1943 (3-r)
- Tom Fears, NFC-D: Los Angeles vs. Chi. Bears, 1950 (3-p)
- Otto Graham, NFC: Cleveland vs. Detroit, 1954 (3-r)
- Gary Collins, NFC: Cleveland vs. Baltimore, 1964 (3-p)
- Craig Baynham, NFC-D: Dallas vs. Cleveland, 1967 (2-r, 1-p)
- Fred Biletnikoff, AFC-D: Oakland vs. Kansas City, 1968 (3-p)
- Tom Matte, NFC: Baltimore vs. Cleveland, 1968 (3-r)
- Larry Schreiber, NFC-D: San Francisco vs. Dallas, 1972 (3-r)
- Larry Csonka, AFC: Miami vs. Oakland, 1973 (3-r)
- Franco Harris, AFC-D: Pittsburgh vs. Buffalo, 1974 (3-r)
- Preston Pearson, NFC: Dallas vs. Los Angeles, 1975 (3-p)
- Dave Casper, AFC-D: Oakland vs. Baltimore, 1977 (OT) (3-p)
- Alvin Garrett, NFC-FR: Washington vs. Detroit, 1982 (3-p)
- John Riggins, NFC-D: Washington vs. L.A. Rams, 1983 (3-r)
- Roger Craig, SB: San Francisco vs. Miami, 1984 (1-r, 2-p)
- Jerry Rice, NFC-D: San Francisco vs. Minnesota, 1988 (3-p)
- Jerry Rice, SB: San Francisco vs. Denver, 1989 (3-p)
- Kenneth Davis, AFC: Buffalo vs. L.A. Raiders, 1990 (3-r)
- Andre Reed, AFC-FR: Buffalo vs. Houston, 1992 (OT) (3-p)
- Sterling Sharpe, NFC-FR: Green Bay vs. Detroit, 1993 (3-p)
- Napoleon McCallum, AFC-FR: L.A. Raiders vs. Denver, 1993 (3-r)
- Thurman Thomas, AFC: Buffalo vs. Kansas City, 1993 (3-r)
- William Floyd, NFC-D: San Francisco vs. Chicago, 1994 (3-r)
- Ricky Watters, SB: San Francisco vs. Seattle, 1994 (1-r, 2-p)
- Jerry Rice, SB: San Francisco vs. San Diego, 1994 (3-p)
- Emmitt Smith, NFC: Dallas vs. Green Bay, 1995 (3-r)
- Curtis Martin, AFC-D: New England vs. Pittsburgh, 1996 (3-r)
- Terrell Davis, SB: Denver vs. Green Bay, 1997 (3-r)
- Mario Bates, NFC-D: Arizona vs. Minnesota, 1998 (3-r)
- Leroy Hoard, NFC-D: Minnesota vs. Arizona, 1998 (2-r, 1-p)
- Willie Jackson, NFC-FR: New Orleans vs. St. Louis, 2000 (3-p)
- Amani Toomer, NFC-FR: N.Y. Giants vs. San Francisco, 2002 (3-p)
- Shaun Alexander, NFC-FR: Seattle vs. Green Bay, 2003 (OT) (3-r)
- Ryan Grant, NFC-D: Green Bay vs. Seattle, 2007 (3-r)
- Larry Fitzgerald, NFC: Arizona vs. Philadelphia, 2008 (3-p)

### Most Consecutive Games Scoring Touchdowns

- 9 Thurman Thomas, Buffalo, 1992-98
- 8 John Stallworth, Pittsburgh, 1978-1983
- Emmitt Smith, Dallas, 1993-96

## POSTSEASON RECORDS

- 7 John Riggins, Washington, 1982-84
- Marcus Allen, L.A. Raiders, 1982-85
- Terrell Davis, Denver, 1996-98
- David Givens, New England, 2003-05 (current)

### POINTS AFTER TOUCHDOWN

#### Most (One-Point) Points After Touchdown, Career

- 57 Gary Anderson, Pittsburgh-Philadelphia-San Francisco-Minnesota-Tennessee, 22 games (57 att)
- 51 Adam Vinatieri, New England-Indianapolis, 23 games (51 att)
- 49 George Blanda, Chi. Bears-Houston-Oakland, 19 games (49 att)

#### Most (One-Point) Points After Touchdown, Game

- 8 Lou Groza, NFC: Cleveland vs. Detroit, 1954 (8 att)
- Jim Martin, NFC: Detroit vs. Cleveland, 1957 (8 att)
- George Blanda, AFC-D: Oakland vs. Houston, 1969 (8 att)
- Mike Hollis, AFC-D: Jacksonville vs. Miami, 1999 (8 att)
- 7 Danny Villanueva, NFC-D: Dallas vs. Cleveland, 1967 (7 att)
- Raul Allegre, NFC-D: N.Y. Giants vs. San Francisco, 1986 (7 att)
- Mike Cofer, SB: San Francisco vs. Denver, 1989 (8 att)
- Lin Elliott, SB: Dallas vs. Buffalo, 1992 (7 att)
- Doug Brien, SB: San Francisco vs. San Diego, 1994 (7 att)
- Gary Anderson, NFC-FR: Philadelphia vs. Detroit, 1995 (7 att)
- Jeff Wilkins, NFC-D: St. Louis vs. Minnesota, 1999 (7 att)
- Mike Vanderjagt, AFC-FR: Indianapolis vs. Denver, 2004 (7 att)
- 6 George Blair, AFC: San Diego vs. Boston, 1963 (6 att)
- Mark Moseley, NFC-D: Washington vs. L.A. Rams, 1983 (6 att)
- Uwe von Schamann, AFC: Miami vs. Pittsburgh, 1984 (6 att)
- Ali Haji-Sheikh, SB: Washington vs. Denver, 1987 (6 att)
- Scott Norwood, AFC: Buffalo vs. L.A. Raiders, 1990 (7 att)
- Jeff Jaeger, AFC-FR: L.A. Raiders vs. Denver, 1993 (6 att)
- Jason Elam, AFC-FR: Denver vs. Jacksonville, 1997 (6 att)
- Jeff Wilkins, NFC-D: St. Louis vs. Green Bay, 2001 (6 att)
- Martin Gramatica, SB: Tampa Bay vs. Oakland, 2002 (6 att)
- Jay Feely, NFC-D: Atlanta vs. St. Louis, 2004 (6 att)
- Mason Crosby, NFC-D: Green Bay vs. Seattle, 2007 (6 att)

#### Most (Kicking) Points After Touchdown, No Misses, Career

- 57 Gary Anderson, Pittsburgh-Philadelphia-San Francisco-Minnesota-Tennessee, 22 games
- 51 Adam Vinatieri, New England-Indianapolis, 23 games
- 49 George Blanda, Chi. Bears-Houston-Oakland, 19 games

#### Most Two-Point Conversions, Career

- 2 Terrell Owens, San Francisco-Philadelphia-Dallas, 12 games
- Kevin Faulk, New England, 17 games

#### Most Two-Point Conversions, Game

- 2 Terrell Owens, NFC-FR: San Francisco vs. N.Y. Giants, 2002

### FIELD GOALS

#### Most Field Goals Attempted, Career

- 51 Adam Vinatieri, New England-Indianapolis, 23 games
- 40 Gary Anderson, Pittsburgh-Philadelphia-San Francisco-Minnesota-Tennessee, 22 games
- 39 George Blanda, Chi. Bears-Houston-Oakland, 19 games

#### Most Field Goals Attempted, Game

- 6 George Blanda, AFC: Oakland vs. Houston, 1967
- David Ray, NFC-D: Los Angeles vs. Dallas, 1973
- Mark Moseley, AFC-D: Cleveland vs. N.Y. Jets, 1986 (OT)
- Matt Bahr, NFC: N.Y. Giants vs. San Francisco, 1990
- Steve Christie, AFC: Buffalo vs. Miami, 1992
- Jeff Wilkins, NFC-D: St. Louis vs. Carolina, 2003 (2 OT)
- 5 By many players

#### Most Field Goals, Career

- 42 Adam Vinatieri, New England-Indianapolis, 23 games
- 32 Gary Anderson, Pittsburgh-Philadelphia-San Francisco-Minnesota-Tennessee, 22 games
- 30 David Akers, Philadelphia, 17 games

#### Most Field Goals, Game

- 5 Chuck Nelson, NFC-D: Minnesota vs. San Francisco, 1987
- Matt Bahr, NFC: N.Y. Giants vs. San Francisco, 1990
- Steve Christie, AFC: Buffalo vs. Miami, 1992
- Brad Daluiso, NFC-FR: N.Y. Giants vs. Minnesota, 1997
- John Kasay, NFC-FR: Carolina vs. Dallas, 2003
- Jeff Wilkins, NFC-D: St. Louis vs. Carolina, 2003 (2 OT)
- Adam Vinatieri, AFC: New England vs. Indianapolis, 2003
- Adam Vinatieri, AFC-D: Indianapolis vs. Baltimore, 2006
- 4 Gino Cappelletti, AFC-D: Boston vs. Buffalo, 1963
- George Blanda, AFC: Oakland vs. Houston, 1967
- Don Chandler, SB: Green Bay vs. Oakland, 1967
- Curt Knight, NFC: Washington vs. Dallas, 1972
- George Blanda, AFC-D: Oakland vs. Pittsburgh, 1973
- Ray Wersching, SB: San Francisco vs. Cincinnati, 1981
- Tony Franklin, AFC-FR: New England vs. N.Y. Jets, 1985
- Jess Atkinson, NFC-FR: Washington vs. L.A. Rams, 1986
- Luis Zendejas, NFC-D: Philadelphia vs. Chicago, 1988

- Gary Anderson, AFC-FR: Pittsburgh vs. Houston, 1989 (OT)
- Norm Johnson, AFC-D: Pittsburgh vs. Buffalo, 1995
- Chris Boniol, NFC-FR: Dallas vs. Minnesota, 1996
- John Kasay, NFC-D: Carolina vs. Dallas, 1996
- Mike Hollis, AFC-D: Jacksonville vs. New England, 1998
- Al Del Greco, AFC-D: Tennessee vs. Indianapolis, 1999
- David Akers, NFC-D: Philadelphia vs. Chicago, 2001
- Nate Kaeding, AFC-D: San Diego vs. New England, 2007
- David Akers, NFC-FR: Philadelphia vs. Minnesota, 2008
- Neil Rackers, NFC-D: Arizona vs. Carolina, 2008
- 3 By many players

#### Most Consecutive Games Scoring Field Goals

- 13 Toni Fritsch, Dallas-Houston, 1972-79
- 12 Adam Vinatieri, New England, 1997-2004
- 11 Jason Elam, Denver-Atlanta, 1997-2000, 2003-05, 2008 (current)

#### Most Consecutive Field Goals

- 19 David Akers, Philadelphia, 2000-04, 2006, 2008
- 16 Gary Anderson, Pittsburgh-Philadelphia, 1989-1995
- 15 Rafael Septien, Dallas, 1978-1982

#### Longest Field Goal

- 58 Pete Stoyanovich, AFC-FR: Miami vs. Kansas City, 1990
- 55 Jeff Wilkins, NFC-D: St. Louis vs. Atlanta, 2004
- 54 Ed Murray, NFC-D: Detroit vs. San Francisco, 1983
- Steve Christie, SB: Buffalo vs. Dallas, 1993
- John Carney, AFC-FR: San Diego vs. Indianapolis, 1995

#### Highest Field Goal Percentage, Career (10 field goals)

- 92.9 Martin Gramatica, Tampa Bay-Indianapolis-Dallas, 9 games (14-13)
- 91.3 John Kasay, Carolina, 9 games (23-21)
- 90.9 Chuck Nelson, L.A. Rams-Minnesota, 6 games (11-10)

### SAFETIES

#### Most Safeties, Game

- 1 Bill Willis, NFC-D: Cleveland vs. N.Y. Giants, 1950
- Carl Eller, NFC-D: Minnesota vs. Los Angeles, 1969
- George Andrie, NFC-D: Dallas vs. Detroit, 1970
- Alan Page, NFC-D: Minnesota vs. Dallas, 1971
- Dwight White, SB: Pittsburgh vs. Minnesota, 1974
- Reggie Harrison, SB: Pittsburgh vs. Dallas, 1975
- Jim Jensen, NFC-D: Dallas vs. Los Angeles, 1976
- Ted Washington, AFC: Houston vs. Pittsburgh, 1978
- Randy White, NFC-D: Dallas vs. Los Angeles, 1979
- Henry Waechter, SB: Chicago vs. New England, 1985
- Rulon Jones, AFC-FR: Denver vs. New England, 1986
- George Martin, SB: N.Y. Giants vs. Denver, 1986
- D.D. Hoggard, AFC: Cleveland vs. Denver, 1987
- Bruce Smith, SB: Buffalo vs. N.Y. Giants, 1990
- Reggie White, NFC-FR: Philadelphia vs. New Orleans, 1992
- Willie Clay, NFC-FR: Detroit vs. Green Bay, 1994
- Carnell Lake, AFC-D: Pittsburgh vs. Cleveland, 1994
- Reuben Davis, AFC-D: San Diego vs. Miami, 1994
- Jevon Kearse, AFC-FR: Tennessee vs. Buffalo, 1999
- Brady Smith, NFC-D: Atlanta vs. St. Louis, 2004
- Antonio Smith, NFC-FR: Arizona vs. Atlanta, 2008

### RUSHING

#### ATTEMPTS

##### Most Attempts, Career

- 400 Franco Harris, Pittsburgh, 19 games
- 349 Emmitt Smith, Dallas, 17 games
- 339 Thurman Thomas, Buffalo, 21 games

##### Most Attempts, Game

- 40 Lamar Smith, AFC-FR: Miami vs. Indianapolis, 2000 (OT)
- 38 Ricky Bell, NFC-D: Tampa Bay vs. Philadelphia, 1979
- John Riggins, SB: Washington vs. Miami, 1982
- 37 Lawrence McCutcheon, NFC-D: Los Angeles vs. St. Louis, 1975
- John Riggins, NFC-D: Washington vs. Minnesota, 1982

### YARDS GAINED

#### Most Yards Gained, Career

- 1,586 Emmitt Smith, Dallas, 17 games
- 1,556 Franco Harris, Pittsburgh, 19 games
- 1,442 Thurman Thomas, Buffalo, 21 games

#### Most Yards Gained, Game

- 248 Eric Dickerson, NFC-D: L.A. Rams vs. Dallas, 1985
- 209 Lamar Smith, AFC-FR: Miami vs. Indianapolis, 2000 (OT)
- 206 Keith Lincoln, AFC: San Diego vs. Boston, 1963

#### Most Games, 100 or More Yards Rushing, Career

- 7 Emmitt Smith, Dallas, 17 games
- Terrell Davis, Denver, 8 games
- 6 John Riggins, Washington, 9 games
- Thurman Thomas, Buffalo, 21 games
- 5 Franco Harris, Pittsburgh, 19 games
- Marcus Allen, L.A. Raiders-Kansas City, 16 games

## POSTSEASON RECORDS

### Most Consecutive Games, 100 or More Yards Rushing

- 7 Terrell Davis, Denver, 1997-98
- 6 John Riggins, Washington, 1982-83
- 4 Thurman Thomas, Buffalo, 1990-91

### Longest Run From Scrimmage

- 90 Fred Taylor, AFC-D: Jacksonville vs. Miami, 1999 (TD)
- 80 Roger Craig, NFC-D: San Francisco vs. Minnesota, 1988 (TD)
- Charlie Garner, AFC-FR: Oakland vs. N.Y. Jets, 2001 (TD)
- 78 Curtis Martin, AFC-D: New England vs. Pittsburgh, 1996 (TD)

### AVERAGE GAIN

#### Highest Average Gain, Career (100 attempts)

- 5.59 Terrell Davis, Denver, 8 games (204-1,140)
- 5.04 Marcus Allen, L.A. Raiders-Kansas City, 16 games (267-1,347)
- 4.89 Eric Dickerson, L.A. Rams-Indianapolis, 7 games (148-724)

#### Highest Average Gain, Game (10 attempts)

- 15.90 Elmer Angsman, NFC: Chi. Cardinals vs. Philadelphia, 1947 (10-159)
- 15.85 Keith Lincoln, AFC: San Diego vs. Boston, 1963 (13-206)
- 11.31 Zack Crockett, AFC-FR: Indianapolis vs. San Diego, 1995 (13-147)

### TOUCHDOWNS

#### Most Touchdowns, Career

- 19 Emmitt Smith, Dallas, 17 games
- 16 Franco Harris, Pittsburgh, 19 games
- Thurman Thomas, Buffalo, 21 games
- 12 John Riggins, Washington, 9 games
- Terrell Davis, Denver, 8 games

#### Most Touchdowns, Game

- 5 Ricky Watters, NFC-D: San Francisco vs. N.Y. Giants, 1993
- 3 Andy Farkas, AFC-D: Washington vs. N.Y. Giants, 1943
- Otto Graham, NFC: Cleveland vs. Detroit, 1954
- Tom Matte, NFC: Baltimore vs. Cleveland, 1968
- Larry Schreiber, NFC-D: San Francisco vs. Dallas, 1972
- Larry Csonka, AFC: Miami vs. Oakland, 1973
- Franco Harris, AFC-D: Pittsburgh vs. Buffalo, 1974
- John Riggins, NFC-D: Washington vs. L.A. Rams, 1983
- Kenneth Davis, AFC: Buffalo vs. L.A. Raiders, 1990
- Napoleon McCallum, AFC-FR: L.A. Raiders vs. Denver, 1993
- Thurman Thomas, AFC: Buffalo vs. Kansas City, 1993
- William Floyd, NFC-D: San Francisco vs. Chicago, 1994
- Emmitt Smith, NFC: Dallas vs. Green Bay, 1995
- Curtis Martin, AFC-D: New England vs. Pittsburgh, 1996
- Terrell Davis, SB: Denver vs. Green Bay, 1997
- Mario Bates, NFC-D: Arizona vs. Minnesota, 1998
- Shaun Alexander, NFC-FR: Seattle vs. Seattle, 2003 (OT)
- Ryan Grant, NFC-D: Green Bay vs. Seattle, 2007

#### Most Consecutive Games Rushing for Touchdowns

- 8 Emmitt Smith, Dallas, 1993-96
- Thurman Thomas, Buffalo, 1992-98
- 7 John Riggins, Washington, 1982-84
- Terrell Davis, Denver, 1996-98
- 5 Franco Harris, Pittsburgh, 1974-75
- Franco Harris, Pittsburgh, 1977-79
- Curtis Martin, New England-N.Y. Jets, 1996-98
- Jerome Bettis, Pittsburgh, 2004-05

### PASSING

#### PASSER RATING

#### Highest Passer Rating, Career (150 attempts)

- 104.8 Bart Starr, Green Bay, 10 games
- 98.9 Kurt Warner, St. Louis-Arizona, 11 games
- 95.6 Joe Montana, San Francisco-Kansas City, 23 games

### ATTEMPTS

#### Most Passes Attempted, Career

- 734 Joe Montana, San Francisco-Kansas City, 23 games
- 721 Brett Favre, Green Bay, 22 games
- 687 Dan Marino, Miami, 18 games

#### Most Passes Attempted, Game

- 65 Steve Young, NFC-D: San Francisco vs. Green Bay, 1995
- 64 Bernie Kosar, AFC-D: Cleveland vs. N.Y. Jets, 1986 (OT)
- Dan Marino, AFC-FR: Miami vs. Buffalo, 1995
- 58 Jim Kelly, SB: Buffalo vs. Washington, 1991

### COMPLETIONS

#### Most Passes Completed, Career

- 460 Joe Montana, San Francisco-Kansas City, 23 games
- 438 Brett Favre, Green Bay, 22 games
- 385 Dan Marino, Miami, 18 games

#### Most Passes Completed, Game

- 36 Warren Moon, AFC-FR: Houston vs. Buffalo, 1992 (OT)
- 33 Dan Fouts, AFC-D: San Diego vs. Miami, 1981 (OT)
- Bernie Kosar, AFC-D: Cleveland vs. N.Y. Jets, 1986 (OT)
- Dan Marino, AFC-FR: Miami vs. Buffalo, 1995

- Peyton Manning, AFC-D: Indianapolis vs. San Diego, 2007
- 32 Neil Lomax, NFC-FR: St. Louis vs. Green Bay, 1982
- Danny White, NFC-FR: Dallas vs. L.A. Rams, 1983
- Warren Moon, AFC-D: Houston vs. Kansas City, 1993
- Neil O'Donnell, AFC: Pittsburgh vs. San Diego, 1994
- Steve Young, NFC-D: San Francisco vs. Green Bay, 1995
- Tom Brady, AFC-D: New England vs. Oakland, 2001 (OT)
- Tom Brady, SB: New England vs. Carolina, 2003

### COMPLETION PERCENTAGE

#### Highest Completion Percentage, Career (150 attempts)

- 66.3 Ken Anderson, Cincinnati, 6 games (166-110)
- 64.8 Kurt Warner, St. Louis-Arizona, 11 games (403-261)
- 64.3 Warren Moon, Houston-Minnesota, 10 games (403-259)

#### Highest Completion Percentage, Game (15 completions)

- 92.9 Tom Brady, AFC-D: New England vs. Jacksonville, 2007 (28-26)
- 88.0 Phil Simms, SB: N.Y. Giants vs. Denver, 1986 (25-22)
- 86.7 Joe Montana, NFC: San Francisco vs. L.A. Rams, 1989 (30-26)

### YARDS GAINED

#### Most Yards Gained, Career

- 5,772 Joe Montana, San Francisco-Kansas City, 23 games
- 5,311 Brett Favre, Green Bay, 22 games
- 4,964 John Elway, Denver, 22 games

#### Most Yards Gained, Game

- 489 Bernie Kosar, AFC-D: Cleveland vs. N.Y. Jets, 1986 (OT)
- 458 Peyton Manning, AFC-FR: Indianapolis vs. Denver, 2004
- 433 Dan Fouts, AFC-D: San Diego vs. Miami, 1981 (OT)

#### Most Games, 300 or More Yards Passing, Career

- 6 Joe Montana, San Francisco-Kansas City, 23 games
- Peyton Manning, Indianapolis, 15 games
- 5 Dan Fouts, San Diego, 7 games
- Kurt Warner, St. Louis-Arizona, 11 games
- 4 Warren Moon, Houston-Minnesota, 10 games
- Troy Aikman, Dallas, 16 games
- Dan Marino, Miami, 18 games
- John Elway, Denver, 22 games

#### Most Consecutive Games, 300 or More Yards Passing

- 4 Dan Fouts, San Diego, 1979-1981
- 3 Jim Kelly, Buffalo, 1989-1990
- Warren Moon, Houston, 1991-93
- 2 Daryle Lamonica, Oakland, 1968
- Ken Anderson, Cincinnati, 1981-82
- Terry Bradshaw, Pittsburgh, 1979-1982
- Joe Montana, San Francisco, 1983-84
- Dan Marino, Miami, 1984
- Troy Aikman, Dallas, 1994
- Steve Young, San Francisco, 1994-95
- Kurt Warner, St. Louis, 1999-2000
- Peyton Manning, Indianapolis, 2003
- Marc Bulger, St. Louis, 2003-04
- Matt Hasselbeck, Seattle, 2003-04
- Peyton Manning, Indianapolis, 2007-08
- Donovan McNabb, Philadelphia, 2004, 2008

#### Longest Pass Completion

- 96 Trent Dilfer (to Sharpe), AFC: Baltimore vs. Oakland, 2000 (TD)
- 94 Troy Aikman (to Harper), NFC-D: Dallas vs. Green Bay, 1994 (TD)
- 93 Daryle Lamonica (to Dubenion), AFC-D: Buffalo vs. Boston, 1963 (TD)

### AVERAGE GAIN

#### Highest Average Gain, Career (150 attempts)

- 8.45 Joe Theismann, Washington, 10 games (211-1,782)
- 8.43 Jim Plunkett, Oakland/L.A. Raiders, 10 games (272-2,293)
- 8.41 Terry Bradshaw, Pittsburgh, 19 games (456-3,833)

#### Highest Average Gain, Game (20 attempts)

- 14.71 Terry Bradshaw, SB: Pittsburgh vs. Los Angeles, 1979 (21-309)
- 14.50 Peyton Manning, AFC-FR: Indianapolis vs. Denver, 2003 (26-377)
- 13.88 Peyton Manning, AFC-FR: Indianapolis vs. Denver, 2004 (33-458)

### TOUCHDOWNS

#### Most Touchdown Passes, Career

- 45 Joe Montana, San Francisco-Kansas City, 23 games
- 39 Brett Favre, Green Bay, 22 games
- 32 Dan Marino, Miami, 18 games

#### Most Touchdown Passes, Game

- 6 Daryle Lamonica, AFC-D: Oakland vs. Houston, 1969
- Steve Young, SB: San Francisco vs. San Diego, 1994
- 5 Sid Luckman, NFC: Chi. Bears vs. Washington, 1943
- Daryle Lamonica, AFC-D: Oakland vs. Kansas City, 1968
- Joe Montana, SB: San Francisco vs. Denver, 1989
- Kurt Warner, NFC-D: St. Louis vs. Minnesota, 1999
- Kerry Collins, NFC: N.Y. Giants vs. Minnesota, 2000
- Peyton Manning, AFC-FR: Indianapolis vs. Denver, 2003
- 4 Otto Graham, NFC: Cleveland vs. Los Angeles, 1950



## POSTSEASON RECORDS

Tobin Rote, NFC: Detroit vs. Cleveland, 1957  
 Bart Starr, NFC: Green Bay vs. Dallas, 1966  
 Ken Stabler, AFC-D: Oakland vs. Miami, 1974  
 Roger Staubach, NFC: Dallas vs. Los Angeles, 1975  
 Terry Bradshaw, SB: Pittsburgh vs. Dallas, 1978  
 Don Strock, AFC-D: Miami vs. San Diego, 1981 (OT)  
 Lynn Dickey, NFC-FR: Green Bay vs. St. Louis, 1982  
 Dan Marino, AFC: Miami vs. Pittsburgh, 1984  
 Phil Simms, NFC-D: N.Y. Giants vs. San Francisco, 1986  
 Doug Williams, SB: Washington vs. Denver, 1987  
 Jim Kelly, AFC-D: Buffalo vs. Cleveland, 1989  
 Joe Montana, NFC-D: San Francisco vs. Minnesota, 1989  
 Warren Moon, AFC-FR: Houston vs. Buffalo, 1992 (OT)  
 Frank Reich, AFC-FR: Buffalo vs. Houston, 1992 (OT)  
 Troy Aikman, SB: Dallas vs. Buffalo, 1992  
 Jeff George, NFC-D: Minnesota vs. St. Louis, 1999  
 Aaron Brooks, NFC-FR: New Orleans vs. St. Louis, 2000  
 Kerry Collins, NFC-FR: N.Y. Giants vs. San Francisco, 2002  
 Peyton Manning, AFC-FR: Indianapolis vs. Denver, 2004  
 Daunte Culpepper, NFL-FR: Minnesota vs. Green Bay, 2004  
 Kurt Warner, NFC: Arizona vs. Philadelphia, 2008

### Most Consecutive Games, Touchdown Passes

18 Brett Favre, Green Bay, 1995-2007 (current)  
 15 Tom Brady, New England, 2001-07 (current)  
 13 Dan Marino, Miami, 1983-1995

### HAD INTERCEPTED

#### Lowest Percentage, Passes Had Intercepted, Career (150 attempts)

1.41 Bart Starr, Green Bay, 10 games (213-3)  
 2.02 Tom Brady, New England, 17 games (595-12)  
 2.15 Phil Simms, N.Y. Giants, 10 games (279-6)

#### Most Attempts Without Interception, Game

54 Neil O'Donnell, AFC: Pittsburgh vs. San Diego, 1994  
 48 Warren Moon, AFC-FR: Houston vs. Pittsburgh, 1989 (OT)  
 Randall Cunningham, NFC: Minnesota vs. Atlanta, 1998 (OT)  
 Tom Brady, SB: New England vs. N.Y. Giants, 2007  
 47 Daryle Lamonica, AFC: Oakland vs. N.Y. Jets, 1968

#### Most Passes Had Intercepted, Career

28 Jim Kelly, Buffalo, 17 games  
 Brett Favre, Green Bay, 22 games  
 26 Terry Bradshaw, Pittsburgh, 19 games  
 24 Dan Marino, Miami, 18 games

#### Most Passes Had Intercepted, Game

6 Frank Filchock, NFC: N.Y. Giants vs. Chi. Bears, 1946  
 Bobby Layne, NFC: Detroit vs. Cleveland, 1954  
 Norm Van Brocklin, NFC: Los Angeles vs. Cleveland, 1955  
 Brett Favre, NFC-D: Green Bay vs. St. Louis, 2001  
 5 Frank Filchock, NFC: Washington vs. Chi. Bears, 1940  
 George Blanda, AFC: Houston vs. San Diego, 1961  
 George Blanda, AFC: Houston vs. Dall. Texans, 1962 (OT)  
 Y.A. Tittle, NFC: N.Y. Giants vs. Chicago, 1963  
 Mike Phipps, AFC-D: Cleveland vs. Miami, 1972  
 Dan Pastorini, AFC: Houston vs. Pittsburgh, 1978  
 Dan Fouts, AFC-D: San Diego vs. Houston, 1979  
 Tommy Kramer, NFC-D: Minnesota vs. Philadelphia, 1980  
 Dan Fouts, AFC-D: San Diego vs. Miami, 1982  
 Richard Todd, AFC: N.Y. Jets vs. Miami, 1982  
 Gary Danielson, NFC-D: Detroit vs. San Francisco, 1983  
 Jay Schroeder, AFC: L.A. Raiders vs. Buffalo, 1990  
 Rich Gannon, SB: Oakland vs. Tampa Bay, 2002  
 Jake Delhomme, NFC-D: Carolina vs. Arizona, 2008  
 4 By many players

### PASS RECEIVING RECEPTIONS

#### Most Receptions, Career

151 Jerry Rice, San Francisco-Oakland-Seattle, 29 games  
 87 Michael Irvin, Dallas, 16 games  
 85 Andre Reed, Buffalo, 21 games

#### Most Receptions, Game

13 Kellen Winslow, AFC-D: San Diego vs. Miami, 1981 (OT)  
 Thurman Thomas, AFC-D: Buffalo vs. Cleveland, 1989  
 Shannon Sharpe, AFC-FR: Denver vs. L.A. Raiders, 1993  
 Chad Morton, NFC-D: New Orleans vs. Minnesota, 2000  
 12 Raymond Berry, NFC: Baltimore vs. N.Y. Giants, 1958  
 Michael Irvin, NFC: Dallas vs. San Francisco, 1994  
 Darrell Jackson, NFC-FR: Seattle vs. St. Louis, 2004  
 Steve Smith, NFC-D: Carolina vs. Chicago, 2005  
 11 Dante Lavelli, NFC: Cleveland vs. Los Angeles, 1950  
 Dan Ross, SB: Cincinnati vs. San Francisco, 1981  
 Franco Harris, AFC-FR: Pittsburgh vs. San Diego, 1982  
 Steve Watson, AFC-D: Denver vs. Pittsburgh, 1984  
 John L. Williams, AFC-D: Seattle vs. Cincinnati, 1988  
 Jerry Rice, SB: San Francisco vs. Cincinnati, 1988

Ernest Givins, AFC-FR: Houston vs. Pittsburgh, 1989 (OT)  
 Amp Lee, NFC-D: Minnesota vs. Chicago, 1994  
 Jay Novacek, NFC-D: Dallas vs. Green Bay, 1994  
 O.J. McDuffie, AFC-FR: Miami vs. Buffalo, 1995  
 Jerry Rice, NFC-D: San Francisco vs. Green Bay, 1995  
 Hines Ward, AFC-FR: Pittsburgh vs. Cleveland, 2002  
 Deion Branch, SB: New England vs. Philadelphia, 2004  
 Plaxico Burress, NFC: N.Y. Giants vs. Green Bay, 2007 (OT)  
 Wes Welker, SB: New England vs. N.Y. Giants, 2007  
 Roddy White, NFC-FR: Atlanta vs. Arizona, 2008

#### Most Consecutive Games, Pass Receptions

28 Jerry Rice, San Francisco-Oakland, 1985-2002  
 22 Drew Pearson, Dallas, 1973-1983  
 18 Paul Warfield, Cleveland-Miami, 1964-1974  
 Cliff Branch, Oakland/L.A. Raiders, 1974-1983  
 Thurman Thomas, Buffalo, 1989-1998  
 Shannon Sharpe, Denver-Baltimore-Denver, 1991-2003

### YARDS GAINED

#### Most Yards Gained, Career

2,245 Jerry Rice, San Francisco-Oakland-Seattle, 29 games  
 1,315 Michael Irvin, Dallas, 16 games  
 1,289 Cliff Branch, Oakland/L.A. Raiders, 22 games

#### Most Yards Gained, Game

240 Eric Moulds, AFC-FR: Buffalo vs. Miami, 1998  
 227 Anthony Carter, NFC-D: Minnesota vs. San Francisco, 1987  
 221 Reggie Wayne, AFC-FR: Indianapolis vs. Denver, 2004

#### Most Games, 100 or More Yards Receiving, Career

8 Jerry Rice, San Francisco-Oakland-Seattle, 29 games  
 6 Michael Irvin, Dallas, 16 games  
 5 John Stallworth, Pittsburgh, 18 games  
 Andre Reed, Buffalo, 21 games  
 Hines Ward, Pittsburgh, 14 games

#### Most Consecutive Games, 100 or More Yards Receiving, Career

4 Larry Fitzgerald, Arizona, 2008 (current)  
 3 Tom Fears, Los Angeles, 1950-51  
 Jerry Rice, San Francisco, 1988-89  
 Randy Moss, Minnesota, 1999-2000  
 2 By many players

#### Longest Reception

96 Shannon Sharpe (from Dilfer), AFC: Baltimore vs. Oakland, 2000 (TD)  
 94 Alvin Harper (from Aikman), NFC-D: Dallas vs. Green Bay, 1994 (TD)  
 93 Elbert Dunion (from Lamonica), AFC-D: Buffalo vs. Boston, 1963 (TD)

### AVERAGE GAIN

#### Highest Average Gain, Career (20 receptions)

27.3 Alvin Harper, Dallas, 10 games (24-655)  
 23.7 Willie Gault, Chicago-L.A. Raiders, 12 games (21-497)  
 22.8 Harold Jackson, L.A. Rams-New England-Minnesota-Seattle, 14 games (24-548)

#### Highest Average Gain, Game (3 receptions)

46.3 Harold Jackson, NFC: Los Angeles vs. Minnesota, 1974 (3-139)  
 42.7 Billy Cannon, AFC: Houston vs. L.A. Chargers, 1960 (3-128)  
 42.0 Lenny Moore, NFC: Baltimore vs. N.Y. Giants, 1959 (3-126)

### TOUCHDOWNS

#### Most Touchdowns, Career

22 Jerry Rice, San Francisco-Oakland-Seattle, 29 games  
 12 John Stallworth, Pittsburgh, 18 games  
 10 Fred Biletnikoff, Oakland, 19 games  
 Antonio Freeman, Green Bay-Philadelphia-Green Bay, 16 games  
 Randy Moss, Minnesota-New England, 11 games

#### Most Touchdowns, Game

3 Tom Fears, NFC-D: Los Angeles vs. Chi. Bears, 1950  
 Gary Collins, NFC: Cleveland vs. Baltimore, 1964  
 Fred Biletnikoff, AFC-D: Oakland vs. Kansas City, 1968  
 Preston Pearson, NFC: Dallas vs. Los Angeles, 1975  
 Dave Casper, AFC-D: Oakland vs. Baltimore, 1977 (OT)  
 Alvin Garrett, NFC-FR: Washington vs. Detroit, 1982  
 Jerry Rice, NFC-D: San Francisco vs. Minnesota, 1988  
 Jerry Rice, SB: San Francisco vs. Denver, 1989  
 Andre Reed, AFC-FR: Buffalo vs. Houston, 1992 (OT)  
 Sterling Sharpe, NFC-FR: Green Bay vs. Detroit, 1993  
 Jerry Rice, SB: San Francisco vs. San Diego, 1994  
 Willie Jackson, NFC-FR: New Orleans vs. St. Louis, 2000  
 Amani Toomer, NFC-FR: N.Y. Giants vs. San Francisco, 2002  
 Larry Fitzgerald, NFC: Arizona vs. Philadelphia, 2008

#### Most Consecutive Games, Touchdown Passes Caught

8 John Stallworth, Pittsburgh, 1978-1983  
 7 David Givens, New England, 2003-05  
 5 James Lofton, Green Bay-Buffalo, 1982-1990  
 Randy Moss, Minnesota, 1998-2000  
 Antonio Freeman, Green Bay, 1997-2001  
 Hines Ward, Pittsburgh 2002-05

## POSTSEASON RECORDS

### INTERCEPTIONS BY

#### Most Interceptions, Career

- 9 Charlie Waters, Dallas, 25 games
- Bill Simpson, Los Angeles-Buffalo, 11 games
- Ronnie Lott, San Francisco-L.A. Raiders, 20 games
- 8 Lester Hayes, Oakland/L.A. Raiders, 13 games
- 7 Willie Brown, Oakland, 17 games
- Dennis Thurman, Dallas, 14 games
- Rodney Harrison, San Diego-New England, 13 games
- Asante Samuel, New England-Philadelphia, 17 games

#### Most Interceptions, Game

- 4 Vernon Perry, AFC-D: Houston vs. San Diego, 1979
- 3 Joe Laws, NFC: Green Bay vs. N.Y. Giants, 1944
- Charlie Waters, NFC-D: Dallas vs. Chicago, 1977
- Rod Martin, SB: Oakland vs. Philadelphia, 1980
- Dennis Thurman, NFC-D: Dallas vs. Green Bay, 1982
- A.J. Duhe, AFC: Miami vs. N.Y. Jets, 1982
- Ty Law, AFC: New England vs. Indianapolis, 2003
- Ricky Manning Jr., NFC: Carolina vs. Philadelphia, 2003
- 2 By many players

#### Most Consecutive Games, Interceptions

- 4 Aeneas Williams, Arizona-St. Louis, 1998-2001
- Rodney Harrison, New England, 2004, 2007
- 3 By many players. Last time:  
Ed Reed, Baltimore, 2006, 2008

### YARDS GAINED

#### Most Yards Gained, Career

- 227 Asante Samuel, New England-Philadelphia, 17 games
- 196 Willie Brown, Oakland, 17 games
- 187 Ronnie Lott, San Francisco-L.A.-Raiders, 20 games

#### Most Yards Gained, Game

- 108 Darrien Gordon, SB: Denver vs. Atlanta, 1998
- 101 George Teague, NFC-FR: Green Bay vs. Detroit, 1993
- 100 Champ Bailey, AFC-D, Denver vs. New England, 2005
- James Harrison, SB: Pittsburgh vs. Arizona, 2008

#### Longest Return

- 101 George Teague, NFC-FR: Green Bay vs. Detroit, 1993 (TD)
- 100 Champ Bailey, AFC-D, Denver vs. New England, 2005 (TD)
- James Harrison, SB: Pittsburgh vs. Arizona, 2008 (TD)
- 98 Darrol Ray, AFC-FR: N.Y. Jets vs. Cincinnati, 1982 (TD)

### TOUCHDOWNS

#### Most Touchdowns, Career

- 4 Asante Samuel, New England-Philadelphia, 17 games
- 3 Willie Brown, Oakland, 17 games
- 2 Lester Hayes, Oakland/L.A. Raiders, 13 games
- Ronnie Lott, San Francisco-L.A. Raiders, 20 games
- Darrell Green, Washington, 18 games
- Melvin Jenkins, Seattle-Detroit, 5 games
- George Teague, Green Bay-Dallas-Miami-Dallas, 12 games
- Aeneas Williams, Arizona-St. Louis, 6 games
- Dwight Smith, Tampa Bay, 4 games

#### Most Touchdowns, Game

- 2 Aeneas Williams, NFC-D: St. Louis vs. Green Bay, 2001
- Dwight Smith, SB: Tampa Bay vs. Oakland, 2002
- 1 By many players

### PUNTING

#### Most Punts, Career

- 111 Ray Guy, Oakland/L.A. Raiders, 22 games
- 101 Craig Hentrich, Green Bay-Tennessee, 22 games
- 84 Danny White, Dallas, 18 games
- Sean Landeta, N.Y. Giants-Tampa Bay-Green Bay-Philadelphia-St. Louis, 18 games

#### Most Punts, Game

- 14 Dave Jennings, AFC-D: N.Y. Jets vs. Cleveland, 1986 (OT)
- 12 David Lee, AFC-D: Baltimore vs. Oakland, 1977 (OT)
- 11 Ken Strong, NFC: N.Y. Giants vs. Chi. Bears, 1933
- Jim Norton, AFC: Houston vs. Oakland, 1967
- Ode Burrell, AFC-D: Houston vs. Oakland, 1969
- Dale Hatcher, NFC: L.A. Rams vs. Chicago, 1985
- Brad Maynard, SB: N.Y. Giants vs. Baltimore, 2000

#### Longest Punt

- 76 Ed Danowski, NFC: N.Y. Giants vs. Detroit, 1935
- Mike Horan, AFC: Denver vs. Buffalo, 1991
- 72 Charlie Conerly, NFC-D: N.Y. Giants vs. Cleveland, 1950
- Yale Lary, NFC: Detroit vs. Cleveland, 1953
- 71 Ray Guy, AFC: Oakland vs. San Diego, 1980

### AVERAGE YARDAGE

#### Highest Average, Career (25 punts)

- 44.5 Rich Camarillo, New England, 6 games (35-1,559)

44.4 Todd Sauerbrun, Carolina-Denver-New England, 9 games (43-1,911)

44.0 Hunter Smith, Indianapolis, 15 games (52-2,288)

#### Highest Average, Game (4 punts)

- 56.0 Ray Guy, AFC: Oakland vs. San Diego, 1980 (4-224)
- 53.3 Craig Hentrich, AFC-D: Tennessee vs. Baltimore, 2008 (4-213)
- 52.8 Hunter Smith, AFC Indianapolis vs. New England, 2006 (4-211)

### PUNT RETURNS

#### Most Punt Returns, Career

- 34 David Meggett, N.Y. Giants-New England-N.Y. Jets, 13 games
- Brian Mitchell, Washington-Philadelphia, 16 games
- 33 Troy Brown, New England, 20 games
- 25 Theo Bell, Pittsburgh-Tampa Bay, 10 games

#### Most Punt Returns, Game

- 7 Ron Gardin, AFC-D: Baltimore vs. Cincinnati, 1970
- Carl Roaches, AFC-FR: Houston vs. Oakland, 1980
- Gerald McNeil, AFC-D: Cleveland vs. N.Y. Jets, 1986 (OT)
- Phil McConkey, NFC-D: N.Y. Giants vs. San Francisco, 1986
- David Meggett, AFC-D: New England vs. Pittsburgh, 1996
- Reggie Barlow, AFC-FR: Jacksonville vs. New England, 1998
- 6 George McAfee, NFC-D: Chi. Bears vs. Los Angeles, 1950
- Eddie Brown, NFC-D: Washington vs. Minnesota, 1976
- Theo Bell, AFC: Pittsburgh vs. Houston, 1978
- Eddie Brown, NFC: Los Angeles vs. Tampa Bay, 1979
- John Sciarra, NFC: Philadelphia vs. Dallas, 1980
- Kurt Sohn, AFC: N.Y. Jets vs. Miami, 1982
- Mike Nelms, SB: Washington vs. Miami, 1982
- Anthony Carter, NFC-FR: Minnesota vs. New Orleans, 1987
- Desmond Howard, SB: Green Bay vs. New England, 1996
- Nate Jacquet, AFC-FR: Miami vs. Seattle, 1999
- Derrick Mason, AFC-FR: Tennessee vs. Baltimore, 2003
- Antonio Chatman, AFC-D: Green Bay vs. Philadelphia, 2003
- Nate Burleson, NFC-FR: Seattle vs. Washington, 2007
- Jim Leonhard, AFC: Baltimore vs. Pittsburgh, 2008
- 5 By many players

### YARDS GAINED

#### Most Yards Gained, Career

- 339 Brian Mitchell, Washington-Philadelphia, 16 games
- 315 Troy Brown, New England, 20 games
- 312 David Meggett, N.Y. Giants-New England-N.Y. Jets, 13 games

#### Most Yards Gained, Game

- 152 Allen Rossum, NFC-D: Atlanta vs. St. Louis, 2004
- 143 Anthony Carter, NFC-FR: Minnesota vs. New Orleans, 1987
- 141 Bob Hayes, NFC-D: Dallas vs. Cleveland, 1967

#### Longest Return

- 88 Jermaine Lewis, AFC-D: Baltimore vs. Pittsburgh, 2001 (TD)
- 84 Anthony Carter, NFC-FR: Minnesota vs. New Orleans, 1987 (TD)
- 81 Hugh Gallarneau, NFC-D: Chi. Bears vs. Green Bay, 1941 (TD)

### AVERAGE YARDAGE

#### Highest Average, Career (10 returns)

- 23.9 Allen Rossum, Green Bay-Atlanta, 6 games (10-239)
- 15.3 Robert Brooks, Green Bay, 11 games (14-214)
- 15.2 Anthony Carter, Minnesota-Detroit, 9 games (17-259)

#### Highest Average Gain, Game (3 returns)

- 50.7 Allen Rossum, NFC-D: Atlanta vs. St. Louis, 2004 (3-152)
- 47.0 Bob Hayes, NFC-D: Dallas vs. Cleveland, 1967 (3-141)
- 33.0 Jermaine Lewis, AFC-D: Baltimore vs. Pittsburgh, 2001 (3-99)

### TOUCHDOWNS

#### Most Touchdowns, Career

- 1 Hugh Gallarneau, NFC-D: Chicago Bears vs. Green Bay, 1941
- Bosh Pritchard, NFC-D: Philadelphia vs. Pittsburgh, 1947
- Charley Trippi, NFC: Chicago Cardinals vs. Philadelphia, 1947
- Verda (Vitamin T) Smith, NFC-D: Los Angeles vs. Detroit, 1952
- George (Butch) Byrd, AFC: Buffalo vs. San Diego, 1965
- Golden Richards, NFC: Dallas vs. Minnesota, 1973
- Wes Chandler, AFC-D: San Diego vs. Miami, 1981 (OT)
- Shaun Gayle, NFC-D: Chicago vs. N.Y. Giants, 1985
- Anthony Carter, NFC-FR: Minnesota vs. New Orleans, 1987
- Darrell Green, NFC-D: Washington vs. Chicago, 1987
- Antonio Freeman, NFC-FR: Green Bay vs. Atlanta, 1995
- Desmond Howard, NFC-D: Green Bay vs. San Francisco, 1996
- Jermaine Lewis, AFC-D: Baltimore vs. Pittsburgh, 2001
- Troy Brown, AFC: New England vs. Pittsburgh, 2001
- Antwaan Randle El, AFC-FR: Pittsburgh vs. Cleveland, 2002
- Santana Moss, AFC-D: N.Y. Jets vs. Pittsburgh, 2004 (OT)
- Allen Rossum, NFC-D: Atlanta vs. St. Louis, 2004
- Steve Smith, NFC: Carolina vs. Seattle, 2005
- Santonio Holmes, AFC-D: Pittsburgh vs. San Diego, 2008

## POSTSEASON RECORDS

### KICKOFF RETURNS

#### Most Kickoff Returns, Career

- 36 Brian Mitchell, Washington-Philadelphia, 16 games
- 31 Kevin Williams, Dallas-Buffalo, 12 games
- 29 Fulton Walker, Miami-L.A. Raiders, 10 games

#### Most Kickoff Returns, Game

- 8 Marc Logan, AFC-D: Miami vs. Buffalo, 1990
- Andre Coleman, SB: San Diego vs. San Francisco, 1994
- Marcus Knight, SB: Oakland vs. Tampa Bay, 2002
- 7 Don Bingham, NFC: Chi. Bears vs. N.Y. Giants, 1956
- Reggie Brown, NFC-FR: Atlanta vs. Minnesota, 1982
- David Verser, AFC-FR: Cincinnati vs. N.Y. Jets, 1982
- Del Rodgers, NFC-D: Green Bay vs. Dallas, 1982
- Henry Ellard, NFC-D: L.A. Rams vs. Washington, 1983
- Stephen Starring, SB: New England vs. Chicago, 1985
- Darick Holmes, AFC-D: Buffalo vs. Pittsburgh, 1995
- Antonio Freeman, NFC: Green Bay vs. Dallas, 1995
- Roell Preston, NFC-FR: Green Bay vs. San Francisco, 1998
- Robert Tate, NFC-D: Minnesota vs. St. Louis, 1999
- Fred McAfee, NFC-D: New Orleans vs. Minnesota, 2000
- Michael Bates, NFC-FR: Dallas vs. Carolina, 2003
- Dante Hall, AFC-D: Kansas City vs. Indianapolis, 2003
- Michael Lewis, NFC: New Orleans vs. Chicago, 2006
- 6 By many players

### YARDS GAINED

#### Most Yards Gained, Career

- 875 Brian Mitchell, Washington-Philadelphia, 16 games
- 677 Fulton Walker, Miami-L.A. Raiders, 10 games
- 632 Kevin Williams, Dallas-Buffalo, 12 games

#### Most Yards Gained, Game

- 244 Andre Coleman, SB: San Diego vs. San Francisco, 1994
- 220 Ellis Hobbs, AFC: New England vs. Indianapolis, 2006
- 210 Tim Dwight, SB: Atlanta vs. Denver, 1998

#### Longest Return

- 100 Brian Mitchell, NFC-D: Washington vs. Tampa Bay, 1999 (TD)
- 99 Desmond Howard, SB: Green Bay vs. New England, 1996 (TD)
- 98 Fulton Walker, SB: Miami vs. Washington, 1982 (TD)
- Andre Coleman, SB: San Diego vs. San Francisco, 1994 (TD)

### AVERAGE YARDAGE

#### Highest Average, Career (10 returns)

- 30.1 Carl Garrett, Oakland, 5 games (16-481)
- 30.0 Reggie Barlow, Jacksonville, 8 games (12-360)
- 29.2 Chad Morton, New Orleans-N.Y. Jets-N.Y. Giants, 6 games (14-409)

#### Highest Average, Game (3 returns)

- 56.7 Les (Speedy) Duncan, NFC-D: Washington vs. San Francisco, 1971 (3-170)
- 51.3 Ed Podolak, AFC-D: Kansas City vs. Miami, 1971 (OT) (3-154)
- 49.0 Les (Speedy) Duncan, AFC: San Diego vs. Buffalo, 1964 (3-147)

### TOUCHDOWNS

#### Most Touchdowns, Career

- 2 Ron Dixon, N.Y. Giants, 4 games
- 1 By many players

#### Most Touchdowns, Game

- 1 Vic Washington, NFC-D: San Francisco vs. Dallas, 1972
- Nat Moore, AFC-D: Miami vs. Oakland, 1974
- Marshall Johnson, AFC-D: Baltimore vs. Oakland, 1977 (OT)
- Fulton Walker, SB: Miami vs. Washington, 1982
- Stanford Jennings, SB: Cincinnati vs. San Francisco, 1988
- Eric Metcalf, AFC-D: Cleveland vs. Buffalo, 1989
- Andre Coleman, SB: San Diego vs. San Francisco, 1994
- Desmond Howard, SB: Green Bay vs. New England, 1996
- Chuck Levy, NFC: San Francisco vs. Green Bay, 1997
- Tim Dwight, SB: Atlanta vs. Denver, 1998
- Kevin Dyson, AFC-FR: Tennessee vs. Buffalo, 1999
- Charlie Rogers, AFC-FR: Seattle vs. Miami, 1999
- Brian Mitchell, NFC-D: Washington vs. Tampa Bay, 1999
- Tony Horne, NFC-D: St. Louis vs. Minnesota, 1999
- Derrick Mason, AFC: Tennessee vs. Jacksonville, 1999
- Ron Dixon, NFC-D: N.Y. Giants vs. Philadelphia, 2000;
- SB: N.Y. Giants vs. Baltimore, 2000
- Jermaine Lewis, SB: Baltimore vs. N.Y. Giants, 2000
- Dante Hall, AFC-D: Kansas City vs. Indianapolis, 2003
- Miles Austin, NFC-FR: Dallas vs. Seattle, 2006
- Devin Hester, SB: Chicago vs. Indianapolis, 2006

### FUMBLES

#### Most Fumbles, Career

- 16 Warren Moon, Houston-Minnesota, 10 games
- 14 John Elway, Denver, 22 games
- 13 Tony Dorsett, Dallas, 17 games
- Donovan McNabb, Philadelphia, 15 games

#### Most Fumbles, Game

- 5 Warren Moon, AFC-D: Houston vs. Kansas City, 1993
- 4 Brian Sipe, AFC-D: Cleveland vs. Oakland, 1980
- Randall Cunningham, NFC-FR: Minnesota vs. N.Y. Giants, 1997
- 3 By many players

### RECOVERIES

#### Most Own Fumbles Recovered, Career

- 8 Warren Moon, Houston-Minnesota, 10 games
- 7 John Elway, Denver, 22 games
- 6 Jim Kelly, Buffalo, 17 games

#### Most Opponents' Fumbles Recovered, Career

- 4 Cliff Harris, Dallas, 21 games
- Harvey Martin, Dallas, 22 games
- Ted Hendricks, Baltimore-Oakland/L.A. Raiders, 21 games
- Alvin Walton, Washington, 9 games
- Monte Coleman, Washington, 21 games
- Dave Thomas, Dallas-Jacksonville-N.Y. Giants, 13 games
- 3 Paul Krause, Minnesota, 19 games
- Jack Lambert, Pittsburgh, 18 games
- Fred Dryer, Los Angeles, 14 games
- Charlie Waters, Dallas, 25 games
- Jack Ham, Pittsburgh, 16 games
- Mike Hegman, Dallas, 16 games
- Tom Jackson, Denver, 10 games
- Rich Milot, Washington, 13 games
- Mike Singletary, Chicago, 12 games
- Darryl Grant, Washington, 16 games
- Wes Hopkins, Philadelphia, 3 games
- Wilber Marshall, Chicago-Washington, 15 games
- Tyrone Braxton, Denver-Miami-Denver, 19 games
- Neil Smith, Kansas City-Denver, 16 games
- Tony Brackens, Jacksonville, 7 games
- Phil Hansen, Buffalo, 14 games
- Carnell Lake, Pittsburgh-Jacksonville-Baltimore, 17 games
- Jason Gildon, Pittsburgh, 13 games
- Tedy Bruschi, New England, 22 games
- 2 By many players

### MOST FUMBLES RECOVERED, GAME, OWN AND OPPONENTS'

- 3 Jack Lambert, AFC: Pittsburgh vs. Oakland, 1975 (3 opp)
- Ron Jaworski, NFC-FR: Philadelphia vs. N.Y. Giants, 1981 (3 own)
- Devin Hester, NFC-D: Chicago vs. Seattle, 2006 (3-own)
- 2 By many players

### YARDS GAINED

#### Longest Return

- 93 Andy Russell, AFC-D: Pittsburgh vs. Baltimore, 1975 (opp, TD)
- 79 Neil Smith, AFC-D: Denver vs. Miami, 1998 (opp, TD)
- 64 Leon Lett, SB: Dallas vs. Buffalo, 1992 (opp)

### TOUCHDOWNS

#### Most Touchdowns

- 1 By many players

### COMBINED NET YARDS GAINED

Rushing, receiving, interception returns, punt returns, kickoff returns, and fumble returns.

### ATTEMPTS

#### Most Attempts, Career

- 454 Franco Harris, Pittsburgh, 19 games
- 417 Thurman Thomas, Buffalo, 21 games
- 397 Emmitt Smith, Dallas, 17 games

#### Most Attempts, Game

- 43 Lamar Smith, AFC-FR: Miami vs. Indianapolis, 2000 (OT)
- 42 Curtis Martin, AFC-D: N.Y. Jets vs. Jacksonville, 1998
- 40 Lawrence McCutcheon, NFC-D: Los Angeles vs. St. Louis, 1975

### YARDS GAINED

#### Most Yards Gained, Career

- 2,289 Jerry Rice, San Francisco-Oakland-Seattle, 29 games
- 2,124 Thurman Thomas, Buffalo, 21 games
- 2,060 Franco Harris, Pittsburgh, 19 games

#### Most Yards Gained, Game

- 350 Ed Podolak, AFC-D: Kansas City vs. Miami, 1971 (OT)
- 329 Keith Lincoln, AFC: San Diego vs. Boston, 1963
- 328 Darren Sproles, AFC-FR: San Diego vs. Indianapolis, 2008 (OT)

### SACKS

Sacks have been compiled since 1982.

#### Most Sacks, Career

- 16.0 Willie McGinest, New England, 18 games
- 14.5 Bruce Smith, Buffalo, 20 games
- 12.0 Reggie White, Philadelphia-Green Bay, 19 games



## POSTSEASON RECORDS

### Most Sacks, Game

- 4.5 Willie McGinest, AFC-FR: New England vs. Jacksonville, 2005
- 3.5 Rich Milot, NFC-D: Washington vs. Chicago, 1984  
Richard Dent, NFC-D: Chicago vs. N.Y. Giants, 1985
- 3.0 Richard Dent, NFC-D: Chicago vs. Washington, 1984  
Garin Veris, AFC-FR: New England vs. N.Y. Jets, 1985  
Gary Jeter, NFC-D: L.A. Rams vs. Dallas, 1985  
Carl Hairston, AFC-D: Cleveland vs. N.Y. Jets, 1986 (OT)  
Charles Mann, NFC-D: Washington vs. Chicago, 1987  
Kevin Greene, NFC-FR: L.A. Rams vs. Minnesota, 1988  
Greg Townsend, AFC-D: L.A. Raiders vs. Cincinnati, 1990  
Wilber Marshall, NFC: Washington vs. Detroit, 1991  
Fred Stokes, NFC-FR: Washington vs. Minnesota, 1992  
Pierce Holt, NFC-D: San Francisco vs. Washington, 1992  
Tony Casillas, NFC: Dallas vs. San Francisco, 1992  
Gerald Williams, AFC-FR: Pittsburgh vs. Kansas City, 1993  
Chad Brown, AFC-FR: Pittsburgh vs. Indianapolis, 1996  
Reggie White, SB: Green Bay vs. New England, 1996  
Warren Sapp, NFC-D: Tampa Bay vs. Green Bay, 1997  
Trace Armstrong, AFC-FR: Miami vs. Seattle, 1999  
Michael McCrary, AFC-FR: Baltimore vs. Denver, 2000  
Willie McGinest, AFC-D: New England vs. Tennessee, 2003  
Darnell Dockett, SB: Arizona vs. Pittsburgh, 2008

### TEAM RECORDS

#### CHAMPIONSHIPS

##### Most Seasons League Champion

- 12 Green Bay, 1929-1931, 1936, 1939, 1944, 1961-62, 1965-67, 1996
- 9 Chi. Bears, 1921, 1932-33, 1940-41, 1943, 1946, 1963, 1985
- 7 N.Y. Giants, 1927, 1934, 1938, 1956, 1986, 1990, 2007

##### Most Consecutive Seasons League Champion

- 3 Green Bay, 1929-1931  
Green Bay, 1965-67
- 2 Canton, 1922-23  
Chi. Bears, 1932-33  
Chi. Bears, 1940-41  
Philadelphia, 1948-49  
Detroit, 1952-53  
Cleveland, 1954-55  
Baltimore, 1958-59  
Houston, 1960-61  
Green Bay, 1961-62  
Buffalo, 1964-65  
Miami, 1972-73  
Pittsburgh, 1974-75  
Pittsburgh, 1978-79  
San Francisco, 1988-89  
Dallas, 1992-93  
Denver, 1997-98  
New England, 2003-04

#### GAMES, VICTORIES, DEFEATS

##### Most Seasons Participating in Postseason Games

- 30 N.Y. Giants, 1933-35, 1938-39, 1941, 1943-44, 1946, 1950, 1956, 1958-59, 1961-63, 1981, 1984-86, 1989-1990, 1993, 1997, 2000, 2002, 2005-08
- 29 Dallas, 1966-1973, 1975-1983, 1985, 1991-96, 1998-99, 2003, 2006-07
- 27 Cleveland/L.A./St. Louis Rams, 1945, 1949-1952, 1955, 1967, 1969, 1973-1980, 1983-86, 1988-89, 1999-2001, 2003-04

##### Most Consecutive Seasons Participating in Postseason Games

- 9 Dallas, 1975-1983
- 8 Dallas, 1966-1973  
Pittsburgh, 1972-79  
Los Angeles, 1973-1980  
San Francisco, 1983-1990
- 7 Houston, 1987-1993  
San Francisco, 1992-98  
Indianapolis, 2002-08

##### Most Games

- 56 Dallas, 1966-1973, 1975-1983, 1985, 1991-96, 1998-99, 2003, 2006-07
- 50 Pittsburgh, 1947, 1972-79, 1982-84, 1989, 1992-97, 2001-02, 2004-05, 2007-08
- 44 N.Y. Giants, 1933-35, 1938-39, 1941, 1943-44, 1946, 1950, 1956, 1958-59, 1961-63, 1981, 1984-86, 1989-1990, 1993, 1997, 2000, 2002, 2005-08

##### Most Games Won

- 32 Dallas, 1967, 1970-73, 1975, 1977-78, 1980-82, 1991-96
- 31 Pittsburgh, 1972, 1974-76, 1978-79, 1984, 1989, 1994-97, 2001-02, 2004-05, 2008
- 25 Oakland/L.A. Raiders, 1967-1970, 1973-77, 1980, 1982-83, 1990, 1993, 2000-02  
San Francisco, 1970-71, 1981, 1983-84, 1988-1990, 1992-94, 1996-98, 2002  
Green Bay, 1936, 1939, 1944, 1961-62, 1965-67, 1982, 1993-97, 2001, 2003, 2007

##### Most Consecutive Games Won

- 10 New England, 2001, 2003-05

9 Green Bay, 1961-62, 1965-67

- 7 Pittsburgh, 1974-76  
San Francisco, 1988-1990  
Dallas, 1992-94  
Denver, 1997-98

##### Most Games Lost

- 25 Minnesota, 1968-1971, 1973-78, 1980, 1982, 1987-89, 1992-94, 1996-2000, 2004, 2008
- 24 L.A./St. Louis Rams, 1949-1950, 1952, 1955, 1967, 1969, 1973-1980, 1983-86, 1988-89, 2000-01, 2003-04  
Dallas, 1966-1970, 1972-73, 1975-76, 1978-1983, 1985, 1991, 1994, 1996, 1998-99, 2003, 2006-07  
N.Y. Giants, 1933, 1935, 1939, 1941, 1943-44, 1946, 1950, 1958-59, 1961-63, 1981, 1984-85, 1989, 1993, 1997, 2000, 2002, 2005-06, 2008
- 20 Cleveland, 1951-53, 1957-58, 1965, 1967-69, 1971-72, 1980, 1982, 1985-89, 1994, 2002  
Miami, 1970-71, 1974, 1978-79, 1981-85, 1990, 1992, 1994-95, 1997-2001, 2008

##### Most Consecutive Games Lost

- 6 N.Y. Giants, 1939, 1941, 1943-44, 1946, 1950  
Cleveland, 1969, 1971-72, 1980, 1982, 1985  
Minnesota, 1988-89, 1992-94, 1996  
Detroit, 1991, 1993-95, 1997, 1999 (current)  
Seattle, 1984, 1987-88, 1999, 2003-04  
Kansas City, 1993-95, 1997, 2003, 2006 (current)  
Dallas, 1996, 1998-99, 2003, 2006-07 (current)
- 5 N.Y. Giants, 1958-59, 1961-63  
Los Angeles, 1952, 1955, 1967, 1969, 1973  
Denver, 1977-79, 1983-84  
Baltimore/Indianapolis, 1971, 1975-77, 1987  
Philadelphia, 1980-81, 1988-1990  
Indianapolis, 1995-96, 1999-2000, 2002
- 4 Washington, 1972-74, 1976  
Miami, 1974, 1978-79, 1981  
Chi. Cardinals/St. Louis, 1948, 1974-75, 1982  
Boston/New England, 1963, 1976, 1978, 1982  
New Orleans, 1987, 1990-92  
Buffalo, 1995-96, 1998-99 (current)  
N.Y. Giants, 2000, 2002, 2005-06 (current)  
San Diego, 1994-95, 2004, 2006 (current)

#### SCORING

##### Most Points, Game

- 73 NFC: Chi. Bears vs. Washington, 1940
- 62 AFC-D: Jacksonville vs. Miami, 1999
- 59 NFC: Detroit vs. Cleveland, 1957

##### Most Points, Both Teams, Game

- 95 NFC-FR: Philadelphia (58) vs. Detroit (37), 1995
- 86 NFC-D: St. Louis (49) vs. Minnesota (37), 1999
- 79 AFC-D: San Diego (41) vs. Miami (38), 1981 (OT)  
AFC-FR: Buffalo (41) vs. Houston (38), 1992 (OT)

##### Fewest Points, Both Teams, Game

- 5 NFC-D: Detroit (0) vs. Dallas (5), 1970
- 7 NFC: Chi. Cardinals (0) vs. Philadelphia (7), 1948
- 9 NFC: Tampa Bay (0) vs. Los Angeles (9), 1979

##### Largest Margin of Victory, Game

- 73 NFC: Chi. Bears vs. Washington, 1940 (73-0)
- 55 AFC-D: Jacksonville vs. Miami, 1999 (62-7)
- 49 AFC-D: Oakland vs. Houston, 1969 (56-7)

##### Most Points, Shutout Victory, Game

- 73 NFC: Chi. Bears vs. Washington, 1940
- 41 NFC: N.Y. Giants vs. Minnesota, 2000  
AFC-FR: N.Y. Jets vs. Indianapolis, 2002
- 38 NFC-D: Dallas vs. Tampa Bay, 1981

##### Most Points Overcome to Win Game

- 32 AFC-FR: Buffalo vs. Houston, 1992 (trailed 3-35, won 41-38) (OT)
- 24 NFC-FR: San Francisco vs. N.Y. Giants, 2002 (trailed 14-38, won 39-38)
- 20 NFC-D: Detroit vs. San Francisco, 1957 (trailed 7-27, won 31-27)

##### Most Points, Each Half

- 1st: 41 AFC: Buffalo vs. L.A. Raiders, 1990  
AFC-D: Jacksonville vs. Miami, 1999
- 38 NFC-D: Washington vs. L.A. Rams, 1983  
NFC-FR: Philadelphia vs. Detroit, 1995
- 35 NFC: Cleveland vs. Detroit, 1954  
AFC-D: Oakland vs. Houston, 1969  
SB: Washington vs. Denver, 1987  
AFC-FR: Indianapolis vs. Denver, 2004
- 2nd: 45 NFC: Chi. Bears vs. Washington, 1940
- 35 AFC-FR: Buffalo vs. Houston, 1992  
NFC-D: St. Louis vs. Minnesota, 1999
- 32 AFC: Indianapolis vs. New England, 2006

##### Most Points, Each Quarter

- 1st: 28 AFC-D: Oakland vs. Houston, 1969
- 24 AFC-D: San Diego vs. Miami, 1981



- AFC-D: Jacksonville vs. Miami, 1999
- 21 NFC: Chi. Bears vs. Washington, 1940
- AFC: San Diego vs. Boston, 1963
- AFC-D: Oakland vs. Kansas City, 1968
- AFC: Oakland vs. San Diego, 1980
- AFC: Buffalo vs. L.A. Raiders, 1990
- NFC: San Francisco vs. Dallas, 1994
- 2nd: 35 SB: Washington vs. Denver, 1987
- 31 NFC-FR: Philadelphia vs. Detroit, 1995
- 26 AFC-D: Pittsburgh vs. Buffalo, 1974
- 3rd: 28 AFC-FR: Buffalo vs. Houston, 1992
- 26 NFC: Chi. Bears vs. Washington, 1940
- 21 NFC-D: Dallas vs. Cleveland, 1967
- NFC-D: Dallas vs. Tampa Bay, 1981
- AFC-D: L.A. Raiders vs. Pittsburgh, 1983
- SB: Chicago vs. New England, 1985
- NFC-D: N.Y. Giants vs. San Francisco, 1986
- AFC: Cleveland vs. Denver, 1987
- AFC: Cleveland vs. Denver, 1989
- NFC-D: St. Louis vs. Minnesota, 1999
- 4th: 27 NFC: N.Y. Giants vs. Chi. Bears, 1934
- 26 NFC-FR: Philadelphia vs. New Orleans, 1992
- 24 NFC: Baltimore vs. N.Y. Giants, 1959
- OT: 6 NFC: Baltimore vs. N.Y. Giants, 1958
- AFC-D: Oakland vs. Baltimore, 1977
- NFC-D: L.A. Rams vs. N.Y. Giants, 1989
- AFC-FR: Miami vs. Indianapolis, 2000
- NFC-FR: Green Bay vs. Seattle, 2003
- NFC-D: Carolina vs. St. Louis, 2003
- AFC-FR: San Diego vs. Indianapolis, 2008

**TOUCHDOWNS**

**Most Touchdowns, Game**

- 11 NFC: Chi. Bears vs. Washington, 1940
- 8 NFC: Cleveland vs. Detroit, 1954
- NFC: Detroit vs. Cleveland, 1957
- AFC-D: Oakland vs. Houston, 1969
- SB: San Francisco vs. Denver, 1989
- AFC-D: Jacksonville vs. Miami, 1999
- 7 AFC: San Diego vs. Boston, 1963
- NFC-D: Dallas vs. Cleveland, 1967
- NFC-D: N.Y. Giants vs. San Francisco, 1986
- AFC: Buffalo vs. L.A. Raiders, 1990
- SB: Dallas vs. Buffalo, 1992
- SB: San Francisco vs. San Diego, 1994
- NFC-FR: Philadelphia vs. Detroit, 1995
- NFC-D: St. Louis vs. Minnesota, 1999
- AFC-FR: Indianapolis vs. Denver, 2004

**Most Touchdowns, Both Teams, Game**

- 12 NFC-FR: Philadelphia (7) vs. Detroit (5), 1995
- NFC-D: St. Louis (7) vs. Minnesota (5), 1999
- 11 NFC: Chi. Bears (11) vs. Washington (0), 1940
- 10 NFC: Detroit (8) vs. Cleveland (2), 1957
- AFC-D: Miami (5) vs. San Diego (5), 1981 (OT)
- AFC: Miami (6) vs. Pittsburgh (4), 1984
- AFC-FR: Buffalo (5) vs. Houston (5), 1992 (OT)
- SB: San Francisco (7) vs. San Diego (3), 1994
- NFC-FR: San Francisco (5) vs. N.Y. Giants (5), 2002
- AFC-FR: Indianapolis (7) vs. Denver (3), 2004

**Fewest Touchdowns, Both Teams, Game**

- 0 NFC-D: N.Y. Giants vs. Cleveland, 1950
- NFC-D: Dallas vs. Detroit, 1970
- NFC: Los Angeles vs. Tampa Bay, 1979
- AFC-D: Baltimore vs. Indianapolis, 2006
- 1 NFC: Chi. Cardinals (0) vs. Philadelphia (1), 1948
- NFC-D: Cleveland (0) vs. N.Y. Giants (1), 1958
- AFC: San Diego (0) vs. Houston (1), 1961
- AFC-D: N.Y. Jets (0) vs. Kansas City (1), 1969
- NFC-D: Green Bay (0) vs. Washington (1), 1972
- NFC-FR: New Orleans (0) vs. Chicago (1), 1990
- NFC: N.Y. Giants (0) vs. San Francisco (1), 1990
- AFC-FR: L.A. Raiders (0) vs. Kansas City (1), 1991
- AFC-D: New England (0) vs. Pittsburgh (1), 1997
- NFC: Tampa Bay (0) vs. St. Louis (1), 1999
- AFC: Oakland (0) vs. Baltimore (1), 2000
- 2 In many games

**POINTS AFTER TOUCHDOWN**

**Most (One-Point) Points After Touchdown, Game**

- 8 NFC: Cleveland vs. Detroit, 1954
- NFC: Detroit vs. Cleveland, 1957
- AFC-D: Oakland vs. Houston, 1969
- AFC-D: Jacksonville vs. Miami, 1999
- 7 NFC: Chi. Bears vs. Washington, 1940

- NFC-D: Dallas vs. Cleveland, 1967
- NFC-D: N.Y. Giants vs. San Francisco, 1986
- SB: San Francisco vs. Denver, 1989
- SB: Dallas vs. Buffalo, 1992
- SB: San Francisco vs. San Diego, 1994
- NFC-FR: Philadelphia vs. Detroit, 1995
- NFC-D: St. Louis vs. Minnesota, 1999
- AFC-FR: Indianapolis vs. Denver, 2004
- 6 AFC: San Diego vs. Boston, 1963
- NFC-D: Washington vs. L.A. Rams, 1983
- AFC: Miami vs. Pittsburgh, 1984
- SB: Washington vs. Denver, 1987
- AFC: Buffalo vs. L.A. Raiders, 1990
- AFC-FR: L.A. Raiders vs. Denver, 1993
- AFC-FR: Denver vs. Jacksonville, 1997
- NFC-D: St. Louis vs. Green Bay, 2001
- SB: Tampa Bay vs. Oakland, 2002
- NFC-D: Atlanta vs. St. Louis, 2004
- NFC-FR: Green Bay vs. Seattle, 2007

**Most (One-Point) Points After Touchdown, Both Teams, Game**

- 10 NFC: Detroit (8) vs. Cleveland (2), 1957
- AFC-D: Miami (5) vs. San Diego (5), 1981 (OT)
- AFC: Miami (6) vs. Pittsburgh (4), 1984
- AFC-FR: Buffalo (5) vs. Houston (5), 1992 (OT)
- NFC-FR: Philadelphia (7) vs. Detroit (3), 1995
- AFC-FR: Indianapolis (7) vs. Denver (3), 2004

9 In many games

**Fewest (One-Point) Points After Touchdown, Both Teams, Game**

- 0 NFC-D: N.Y. Giants vs. Cleveland, 1950
- NFC-D: Dallas vs. Detroit, 1970
- NFC: Los Angeles vs. Tampa Bay, 1979
- NFC: St. Louis vs. Tampa Bay, 1999
- AFC-D: Baltimore vs. Indianapolis, 2006

**Most Two-Point Conversions, Game**

- 2 SB: San Diego vs. San Francisco, 1994
- NFC-FR: Detroit vs. Philadelphia, 1995
- NFC-FR: San Francisco vs. N.Y. Giants, 2002
- 1 By many teams

**FIELD GOALS**

**Most Field Goals, Game**

- 5 NFC-D: Minnesota vs. San Francisco, 1987
- NFC: N.Y. Giants vs. San Francisco, 1990
- AFC: Buffalo vs. Miami, 1992
- NFC-FR: N.Y. Giants vs. Minnesota, 1997
- NFC-FR: Carolina vs. Dallas, 2003
- NFC-D: St. Louis vs. Carolina, 2003 (2 OT)
- AFC: New England vs. Indianapolis, 2003
- AFC-D: Indianapolis vs. Baltimore, 2006
- 4 AFC-D: Boston vs. Buffalo, 1963
- AFC: Oakland vs. Houston, 1967
- SB: Green Bay vs. Oakland, 1967
- NFC: Washington vs. Dallas, 1972
- AFC-D: Oakland vs. Pittsburgh, 1973
- SB: San Francisco vs. Cincinnati, 1981
- AFC-FR: New England vs. N.Y. Jets, 1985
- NFC-FR: Washington vs. L.A. Rams, 1986
- NFC-D: Philadelphia vs. Chicago, 1988
- AFC-FR: Pittsburgh vs. Houston, 1989 (OT)
- AFC-D: Pittsburgh vs. Buffalo, 1995
- NFC-FR: Dallas vs. Minnesota, 1996
- NFC-D: Carolina vs. Dallas, 1996
- AFC-FR: Jacksonville vs. New England, 1998
- AFC-D: Tennessee vs. Indianapolis, 1999
- NFC-D: Philadelphia vs. Chicago, 2001
- AFC: San Diego vs. New England, 2007
- NFC-D: Arizona vs. Carolina, 2008

3 By many teams

**Most Field Goals, Both Teams, Game**

- 8 NFC-FR: N.Y. Giants (5) vs. Minnesota (3), 1997
- NFC-D: St. Louis (5) vs. Carolina (3), 2003 (2 OT)
- 7 AFC-FR: Pittsburgh (4) vs. Houston (3), 1989 (OT)
- NFC: N.Y. Giants (5) vs. San Francisco (2), 1990
- NFC-D: Carolina (4) vs. Dallas (3), 1996
- AFC-D: Tennessee (4) vs. Indianapolis (3), 1999
- AFC-D: Indianapolis (5) vs. Baltimore (2), 2006
- 6 NFC-D: Minnesota (5) vs. San Francisco (1), 1987
- NFC-D: Philadelphia (4) vs. Chicago (2), 1988
- AFC: Buffalo (5) vs. Miami (1), 1992
- NFC-FR: Carolina (5) vs. Dallas (1), 2003
- AFC-FR: New England (3) vs. N.Y. Jets (3), 2006
- NFC-D: N.Y. Giants (3) vs. Philadelphia (3), 2008

**Most Field Goals Attempted, Game**

- 6 AFC: Oakland vs. Houston, 1967

## POSTSEASON RECORDS

NFC-D: Los Angeles vs. Dallas, 1973  
AFC-D: Cleveland vs. N.Y. Jets, 1986 (OT)  
NFC: N.Y. Giants vs. San Francisco, 1990  
AFC: Buffalo vs. Miami, 1992  
NFC-D: St. Louis vs. Carolina, 2003 (2 OT)

5 By many teams

### Most Field Goals Attempted, Both Teams, Game

11 NFC-D: St. Louis (6) vs. Carolina (5), 2003 (2 OT)  
9 NFC-D: Philadelphia (5) vs. Chicago (4), 1988  
NFC-FR: N.Y. Giants (5) vs. Minnesota (4), 1997  
8 NFC-D: Los Angeles (6) vs. Dallas (2), 1973  
NFC-D: Detroit (5) vs. San Francisco (3), 1983  
AFC-D: Cleveland (6) vs. N.Y. Jets (2), 1986 (OT)  
NFC-D: Minnesota (5) vs. San Francisco (3), 1987  
AFC-FR: Houston (4) vs. Pittsburgh (4), 1989 (OT)  
NFC-FR: Chicago (4) vs. New Orleans (4), 1990  
NFC: N.Y. Giants (6) vs. San Francisco (2), 1990  
NFC-D: N.Y. Giants (5) vs. Philadelphia (3), 2008

## SAFETIES

### Most Safeties, Game

1 By many teams

### Most Safeties, Both Teams, Game

1 In many games

## FIRST DOWNS

### Most First Downs, Game

34 AFC-D: San Diego vs. Miami, 1981 (OT)  
33 AFC-D: Cleveland vs. N.Y. Jets, 1986 (OT)  
32 AFC: Indianapolis vs. New England, 2006

### Fewest First Downs, Game

6 NFC: N.Y. Giants vs. Green Bay, 1961  
AFC-D: Baltimore vs. Tennessee, 2000  
7 NFC: Green Bay vs. Boston, 1936  
NFC-D: Pittsburgh vs. Philadelphia, 1947  
NFC: Chi. Cardinals vs. Philadelphia, 1948  
NFC: Los Angeles vs. Philadelphia, 1949  
NFC-D: Cleveland vs. N.Y. Giants, 1958  
AFC-D: Cincinnati vs. Baltimore, 1970  
NFC-D: Detroit vs. Dallas, 1970  
NFC: Tampa Bay vs. Los Angeles, 1979  
AFC-D: Baltimore vs. Pittsburgh, 2001  
AFC-FR: Kansas City vs. Indianapolis, 2006

8 By many teams

### Most First Downs, Both Teams, Game

59 AFC-D: San Diego (34) vs. Miami (25), 1981 (OT)  
55 AFC-FR: San Diego (29) vs. Pittsburgh (26), 1982  
54 AFC-FR: Buffalo (28) vs. Miami (26), 1995

### Fewest First Downs, Both Teams, Game

15 NFC: Green Bay (7) vs. Boston (8), 1936  
19 NFC: N.Y. Giants (9) vs. Green Bay (10), 1939  
NFC: Washington (9) vs. Chi. Bears (10), 1942  
20 NFC-D: Cleveland (9) vs. N.Y. Giants (11), 1950

## RUSHING

### Most First Downs, Rushing, Game

19 NFC-FR: Dallas vs. Los Angeles, 1980  
18 AFC-D: Miami vs. Cincinnati, 1973  
AFC: Miami vs. Oakland, 1973  
AFC-D: Pittsburgh vs. Buffalo, 1974  
AFC-FR: Buffalo vs. Miami, 1995  
AFC-FR: Denver vs. Jacksonville, 1997

17 AFC-D: Cincinnati vs. Seattle, 1988  
AFC: Buffalo vs. Kansas City, 1993

### Fewest First Downs, Rushing, Game

0 NFC: Los Angeles vs. Philadelphia, 1949  
AFC-D: Buffalo vs. Boston, 1963  
AFC: Oakland vs. Pittsburgh, 1974  
NFC-FR: New Orleans vs. Minnesota, 1987  
NFC: L.A. Rams vs. San Francisco, 1989  
NFC-D: Chicago vs. N.Y. Giants, 1990  
AFC-FR: Indianapolis vs. Pittsburgh, 1996  
AFC-FR: Seattle vs. Miami, 1999  
AFC-D: Miami vs. Jacksonville, 1999  
AFC-D: Miami vs. Oakland, 2000  
AFC-D: Baltimore vs. Pittsburgh, 2001  
AFC-D: Indianapolis vs. New England, 2004

1 By many teams

### Most First Downs, Rushing, Both Teams, Game

26 AFC: Buffalo (14) vs. L.A. Raiders (12), 1990  
25 NFC-FR: Dallas (19) vs. Los Angeles (6), 1980  
23 NFC: Cleveland (15) vs. Detroit (8), 1952  
AFC-D: Miami (18) vs. Cincinnati (5), 1973  
AFC-D: Pittsburgh (18) vs. Buffalo (5), 1974

AFC-FR: Buffalo (18) vs. Miami (5), 1995

### Fewest First Downs, Rushing, Both Teams, Game

2 NFC-FR: New Orleans (1) vs. St. Louis (1), 2000  
5 AFC-D: Buffalo (0) vs. Boston (5), 1963  
NFC-D: Washington (1) vs. Tampa Bay (4), 1999  
AFC-FR: Cleveland (2) vs. Pittsburgh (3), 2002  
6 NFC: Green Bay (2) vs. Boston (4), 1936  
NFC-D: Baltimore (2) vs. Minnesota (4), 1968  
AFC-D: Houston (1) vs. Oakland (5), 1969  
AFC-FR: N.Y. Jets (1) vs. Houston (5), 1991  
AFC-FR: Denver (1) vs. Baltimore (5), 2000  
AFC: Pittsburgh (1) vs. Baltimore (5), 2008  
SB: Arizona (2) vs. Pittsburgh (4), 2008

## PASSING

### Most First Downs, Passing, Game

24 AFC-FR: Pittsburgh vs. Cleveland, 2002  
21 AFC-D: Miami vs. San Diego, 1981 (OT)  
AFC-D: San Diego vs. Miami, 1981 (OT)  
AFC-D: Cleveland vs. N.Y. Jets, 1986 (OT)  
NFC-D: Philadelphia vs. Chicago, 1988  
AFC-D: Indianapolis vs. San Diego, 2007  
20 NFC-FR: Dallas vs. L.A. Rams, 1983  
AFC-D: Buffalo vs. Cleveland, 1989  
AFC-FR: Miami vs. Buffalo, 1995  
NFC-FR: Detroit vs. Philadelphia, 1995  
AFC-FR: San Diego vs. Indianapolis, 1995  
NFC-D: Minnesota vs. St. Louis, 1999  
AFC: Indianapolis vs. New England, 2006  
SB: Arizona vs. Pittsburgh, 2008

### Fewest First Downs, Passing, Game

0 NFC: Philadelphia vs. Chi. Cardinals, 1948  
1 NFC-D: N.Y. Giants vs. Washington, 1943  
NFC: Cleveland vs. Detroit, 1953  
SB: Denver vs. Dallas, 1977  
2 By many teams

### Most First Downs, Passing, Both Teams, Game

42 AFC-D: Miami (21) vs. San Diego (21), 1981 (OT)  
AFC-FR: Pittsburgh (24) vs. Cleveland (18), 2002  
38 AFC-FR: Pittsburgh (19) vs. San Diego (19), 1982  
NFC-D: Minnesota (20) vs. St. Louis (18), 1999  
36 NFC: Minnesota (19) vs. Atlanta (17), 1998 (OT)

### Fewest First Downs, Passing, Both Teams, Game

2 NFC: Philadelphia (0) vs. Chi. Cardinals (2), 1948  
4 NFC-D: Cleveland (2) vs. N.Y. Giants (2), 1950  
5 NFC: Detroit (2) vs. N.Y. Giants (3), 1935  
NFC: Green Bay (2) vs. N.Y. Giants (3), 1939

## PENALTY

### Most First Downs, Penalty, Game

7 AFC-D: New England vs. Oakland, 1976  
AFC: Tennessee vs. Oakland, 2002  
6 AFC-D: Cleveland vs. N.Y. Jets, 1986 (OT)  
NFC-D: Chicago vs. Carolina, 2005  
5 AFC-FR: Cleveland vs. L. A. Raiders, 1982  
NFC-D: San Francisco vs. Minnesota, 1997  
AFC-FR: Miami vs. Buffalo, 1998  
NFC-D: Arizona vs. Minnesota, 1998  
AFC: Pittsburgh vs. New England, 2001  
AFC-D: Pittsburgh vs. Tennessee, 2002 (OT)

### Most First Downs, Penalty, Both Teams, Game

10 AFC: Tennessee (7) vs. Oakland (3), 2002  
9 AFC-D: New England (7) vs. Oakland (2), 1976  
8 NFC-FR: Atlanta (4) vs. Minnesota (4), 1982  
AFC-FR: Miami (5) vs. Buffalo (3), 1998

## NET YARDS GAINED RUSHING AND PASSING

### Most Yards Gained, Game

610 AFC: San Diego vs. Boston, 1963  
602 SB: Washington vs. Denver, 1987  
569 AFC: Miami vs. Pittsburgh, 1984

### Fewest Yards Gained, Game

86 NFC-D: Cleveland vs. N.Y. Giants, 1958  
99 NFC: Chi. Cardinals vs. Philadelphia, 1948  
114 NFC-D: N.Y. Giants vs. Washington, 1943  
NFC: Minnesota vs. N.Y. Giants, 2000

### Most Yards Gained, Both Teams, Game

1,038 AFC-FR: Buffalo (536) vs. Miami (502), 1995  
1,036 AFC-D: San Diego (564) vs. Miami (472), 1981 (OT)  
1,024 AFC: Miami (569) vs. Pittsburgh (455), 1984

### Fewest Yards Gained, Both Teams, Game

331 NFC: Chi. Cardinals (99) vs. Philadelphia (232), 1948

## POSTSEASON RECORDS

- 332 NFC-D: N.Y. Giants (150) vs. Cleveland (182), 1950  
 336 NFC: Boston (116) vs. Green Bay (220), 1936

### RUSHING ATTEMPTS

#### Most Attempts, Game

- 65 NFC: Detroit vs. N.Y. Giants, 1935  
 61 NFC: Philadelphia vs. Los Angeles, 1949  
 59 AFC: New England vs. Miami, 1985

#### Fewest Attempts, Game

- 8 AFC-D: Miami vs. San Diego, 1994  
 9 SB: Miami vs. San Francisco, 1984  
 NFC: Minnesota vs. N.Y. Giants, 2000  
 10 NFC: L.A. Rams vs. San Francisco, 1989  
 NFC-FR: Atlanta vs. Green Bay, 1995  
 NFC-FR: Detroit vs. Washington, 1999

#### Most Attempts, Both Teams, Game

- 109 NFC: Detroit (65) vs. N.Y. Giants (44), 1935  
 97 AFC-D: Baltimore (50) vs. Oakland (47), 1977 (OT)  
 91 NFC: Philadelphia (57) vs. Chi. Cardinals (34), 1948

#### Fewest Attempts, Both Teams, Game

- 32 AFC-D: Houston (14) vs. Kansas City (18), 1993  
 37 SB: Arizona (12) vs. Pittsburgh (25), 2008  
 38 NFC-D: Detroit (16) vs. Dallas (22), 1991

### YARDS GAINED

#### Most Yards Gained, Game

- 382 NFC: Chi. Bears vs. Washington, 1940  
 341 AFC-FR: Buffalo vs. Miami, 1995  
 338 NFC-FR: Dallas vs. Los Angeles, 1980

#### Fewest Yards Gained, Game

- 4 NFC-FR: Detroit vs. Green Bay, 1994  
 7 AFC-D: Buffalo vs. Boston, 1963  
 SB: New England vs. Chicago, 1985  
 14 AFC-D: Miami vs. Denver, 1998  
 AFC: N.Y. Jets vs. Denver, 1998

#### Most Yards Gained, Both Teams, Game

- 430 NFC-FR: Dallas (338) vs. Los Angeles (92), 1980  
 426 NFC: Cleveland (227) vs. Detroit (199), 1952  
 411 AFC-FR: Buffalo (341) vs. Miami (70), 1995

#### Fewest Yards Gained, Both Teams, Game

- 77 NFC-FR: Detroit (–4) vs. Green Bay (81), 1994  
 84 NFC-FR: St. Louis (34) vs. New Orleans (50), 2000  
 90 AFC-D: Buffalo (7) vs. Boston (83), 1963  
 NFC-D: Tampa Bay (44) vs. Washington (46), 1999

### AVERAGE GAIN

#### Highest Average Gain, Game

- 9.94 AFC: San Diego vs. Boston, 1963 (32-318)  
 9.29 NFC-D: Green Bay vs. Dallas, 1982 (17-158)  
 8.18 NFC-D: Atlanta vs. St. Louis, 2004 (40-327)

#### Lowest Average Gain, Game

- 0.27 NFC-FR: Detroit vs. Green Bay, 1994 (15(– 4))  
 0.58 AFC-D: Buffalo vs. Boston, 1963 (12-7)  
 0.64 SB: New England vs. Chicago, 1985 (11-7)

### TOUCHDOWNS

#### Most Touchdowns, Game

- 7 NFC: Chi. Bears vs. Washington, 1940  
 6 NFC-D: San Francisco vs. N.Y. Giants, 1993  
 5 NFC: Cleveland vs. Detroit, 1954  
 NFC-D: San Francisco vs. Chicago, 1994  
 AFC-FR: Pittsburgh vs. Indianapolis, 1996  
 AFC-FR: Denver vs. Jacksonville, 1997

#### Most Touchdowns, Both Teams, Game

- 7 NFC: Chi. Bears (7) vs. Washington (0), 1940  
 6 NFC: Cleveland (5) vs. Detroit (1), 1954  
 NFC-D: San Francisco (6) vs. N.Y. Giants (0), 1993  
 NFC-D: San Francisco (5) vs. Chicago (1), 1994  
 AFC-FR: Denver (5) vs. Jacksonville (1), 1997  
 5 NFC: Chi. Cardinals (3) vs. Philadelphia (2), 1947  
 AFC: San Diego (4) vs. Boston (1), 1963  
 AFC-D: Cincinnati (3) vs. Buffalo (2), 1981  
 AFC-FR: Pittsburgh (5) vs. Indianapolis (0), 1996  
 NFC-D: Arizona (3) vs. Minnesota (2), 1998  
 NFC-FR: Seattle (3) vs. Green Bay (2), 2003 (OT)

### PASSING ATTEMPTS

#### Most Attempts, Game

- 66 AFC-FR: Miami vs. Buffalo, 1995  
 65 AFC-D: Cleveland vs. N.Y. Jets, 1986 (OT)

NFC-D: San Francisco vs. Green Bay, 1995

- 61 NFC-FR: Minnesota vs. Chicago, 1994

#### Fewest Attempts, Game

- 5 NFC: Detroit vs. N.Y. Giants, 1935  
 6 AFC: Miami vs. Oakland, 1973  
 7 SB: Miami vs. Minnesota, 1973

#### Most Attempts, Both Teams, Game

- 102 AFC-D: San Diego (54) vs. Miami (48), 1981 (OT)  
 96 AFC: N.Y. Jets (49) vs. Oakland (47), 1968  
 95 AFC-D: Cleveland (65) vs. N.Y. Jets (30), 1986 (OT)

#### Fewest Attempts, Both Teams, Game

- 18 NFC: Detroit (5) vs. N.Y. Giants (13), 1935  
 23 NFC: Chi. Cardinals (11) vs. Philadelphia (12), 1948  
 24 NFC-D: Cleveland (9) vs. N.Y. Giants (15), 1950

### COMPLETIONS

#### Most Completions, Game

- 36 AFC-FR: Houston vs. Buffalo, 1992 (OT)  
 34 AFC-D: Cleveland vs. N.Y. Jets, 1986 (OT)  
 AFC-FR: Miami vs. Buffalo, 1995  
 33 AFC-D: San Diego vs. Miami, 1981 (OT)  
 NFC-FR: Minnesota vs. Chicago, 1994  
 AFC-D: Indianapolis vs. San Diego, 2007

#### Fewest Completions, Game

- 2 NFC: Detroit vs. N.Y. Giants, 1935  
 NFC: Philadelphia vs. Chi. Cardinals, 1948  
 3 NFC: N.Y. Giants vs. Chi. Bears, 1941  
 NFC: Green Bay vs. N.Y. Giants, 1944  
 NFC: Chi. Cardinals vs. Philadelphia, 1947  
 NFC: Chi. Cardinals vs. Philadelphia, 1948  
 NFC-D: Cleveland vs. N.Y. Giants, 1950  
 NFC-D: N.Y. Giants vs. Cleveland, 1950  
 NFC: Cleveland vs. Detroit, 1953  
 AFC: Miami vs. Oakland, 1973

- 4 NFC: N.Y. Giants vs. Detroit, 1935

- NFC-D: N.Y. Giants vs. Washington, 1943  
 NFC-D: Pittsburgh vs. Philadelphia, 1947  
 NFC-D: Dallas vs. Detroit, 1970  
 AFC: Miami vs. Baltimore, 1971  
 SB: Miami vs. Washington, 1982  
 AFC-FR: Seattle vs. L.A. Raiders, 1984

#### Most Completions, Both Teams, Game

- 64 AFC-D: San Diego (33) vs. Miami (31), 1981 (OT)  
 57 AFC-FR: Houston (36) vs. Buffalo (21), 1992 (OT)  
 NFC-FR: N.Y. Giants (29) vs. San Francisco (28), 2002  
 56 NFC-D: Dallas (28) vs. Green Bay (28), 1993  
 NFC: Minnesota (29) vs. Atlanta (27), 1998 (OT)  
 NFC-D: Minnesota (29) vs. St. Louis (27), 1999  
 AFC-FR: Pittsburgh (30) vs. Cleveland (26), 2002

#### Fewest Completions, Both Teams, Game

- 5 NFC: Philadelphia (2) vs. Chi. Cardinals (3), 1948  
 6 NFC: Detroit (2) vs. N.Y. Giants (4), 1935  
 NFC-D: Cleveland (3) vs. N.Y. Giants (3), 1950  
 11 NFC: Green Bay (3) vs. N.Y. Giants (8), 1944  
 NFC-D: Dallas (4) vs. Detroit (7), 1970

### COMPLETION PERCENTAGE

#### Highest Completion Percentage, Game (20 attempts)

- 92.9 AFC-D: New England vs. Jacksonville, 2007 (28-26)  
 88.0 SB: N.Y. Giants vs. Denver, 1986 (25-22)  
 87.1 NFC: San Francisco vs. L.A. Rams, 1989 (31-27)

#### Lowest Completion Percentage, Game (20 attempts)

- 18.5 NFC: Tampa Bay vs. Los Angeles, 1979 (27-5)  
 20.0 NFC-D: N.Y. Giants vs. Washington, 1943 (20-4)  
 25.8 NFC: Chi. Bears vs. Washington, 1937 (31-8)

### YARDS GAINED

#### Most Yards Gained, Game

- 483 AFC-D: Cleveland vs. N.Y. Jets, 1986 (OT)  
 454 AFC-FR: Indianapolis vs. Denver, 2004  
 435 AFC: Miami vs. Pittsburgh, 1984

#### Fewest Yards Gained, Game

- 3 NFC: Chi. Cardinals vs. Philadelphia, 1948  
 7 NFC: Philadelphia vs. Chi. Cardinals, 1948  
 9 NFC-D: N.Y. Giants vs. Cleveland, 1950  
 NFC: Cleveland vs. Detroit, 1953

#### Most Yards Gained, Both Teams, Game

- 809 AFC-D: San Diego (415) vs. Miami (394), 1981 (OT)  
 762 NFC-D: Minnesota (388) vs. St. Louis (374), 1999  
 752 AFC-FR: Cleveland (409) vs. Pittsburgh (343), 2002

#### Fewest Yards Gained, Both Teams, Game

- 10 NFC: Chi. Cardinals (3) vs. Philadelphia (7), 1948

## POSTSEASON RECORDS

- 38 NFC-D: N.Y. Giants (9) vs. Cleveland (29), 1950  
102 NFC-D: Dallas (22) vs. Detroit (80), 1970

### TIMES SACKED

#### Most Times Sacked, Game

- 9 AFC: Kansas City vs. Buffalo, 1966  
NFC: Chicago vs. San Francisco, 1984  
AFC-D: N.Y. Jets vs. Cleveland, 1986 (OT)  
AFC-D: Houston vs. Kansas City, 1993  
8 NFC: Green Bay vs. Dallas, 1967  
NFC: Minnesota vs. Washington, 1987  
NFC-D: Philadelphia vs. Green Bay, 2003 (OT)  
7 NFC-D: Dallas vs. Los Angeles, 1973  
SB: Dallas vs. Pittsburgh, 1975  
AFC-FR: Houston vs. Oakland, 1980  
NFC-D: Washington vs. Chicago, 1984  
SB: New England vs. Chicago, 1985  
AFC-FR: Kansas City vs. San Diego, 1992  
AFC-D: Pittsburgh vs. Buffalo, 1992

#### Most Times Sacked, Both Teams, Game

- 13 AFC: Kansas City (9) vs. Buffalo (4), 1966  
AFC-D: N.Y. Jets (9) vs. Cleveland (4), 1986 (OT)  
12 NFC-D: Dallas (7) vs. Los Angeles (5), 1973  
NFC-D: Washington (7) vs. Chicago (5), 1984  
NFC: Chicago (9) vs. San Francisco (3), 1984  
AFC-FR: Kansas City (7) vs. San Diego (5), 1992  
11 AFC-D: Houston (9) vs. Kansas City (2), 1993

#### Fewest Times Sacked, Both Teams, Game

- 0 AFC-D: Buffalo vs. Pittsburgh, 1974  
AFC-FR: Pittsburgh vs. San Diego, 1982  
AFC: Miami vs. Pittsburgh, 1984  
AFC-D: Buffalo vs. Miami, 1990  
AFC-D: Denver vs. Houston, 1991  
AFC-FR: Buffalo vs. Miami, 1995  
AFC-D: Indianapolis vs. Tennessee, 1999  
AFC-D: Indianapolis vs. San Diego, 2007  
NFC-D: N.Y. Giants vs. Philadelphia, 2008  
1 In many games

### TOUCHDOWNS

#### Most Touchdowns, Game

- 6 AFC-D: Oakland vs. Houston, 1969  
SB: San Francisco vs. San Diego, 1994  
5 NFC: Chi. Bears vs. Washington, 1943  
NFC: Detroit vs. Cleveland, 1957  
AFC-D: Oakland vs. Kansas City, 1968  
SB: San Francisco vs. Denver, 1989  
NFC-D: St. Louis vs. Minnesota, 1999  
NFC: N.Y. Giants vs. Minnesota, 2000  
AFC-FR: Indianapolis vs. Denver, 2003  
4 By many teams

#### Most Touchdowns, Both Teams, Game

- 9 NFC-D: St. Louis (5) vs. Minnesota (4), 1999  
8 AFC-FR: Buffalo (4) vs. Houston (4), 1992 (OT)  
7 NFC: Chi. Bears (5) vs. Washington (2), 1943  
AFC-D: Oakland (6) vs. Houston (1), 1969  
SB: Pittsburgh (4) vs. Dallas (3), 1978  
AFC-D: Miami (4) vs. San Diego (3), 1981 (OT)  
AFC: Miami (4) vs. Pittsburgh (3), 1984  
AFC-D: Buffalo (4) vs. Cleveland (3), 1989  
SB: San Francisco (6) vs. San Diego (1), 1994  
NFC-FR: Detroit (4) vs. Philadelphia (3), 1995  
NFC-FR: New Orleans (4) vs. St. Louis (3), 2000  
NFC-FR: N.Y. Giants (4) vs. San Francisco (3), 2002  
NFC: Arizona (4) vs. Philadelphia (3), 2008

### INTERCEPTIONS BY

#### Most Interceptions By, Game

- 8 NFC: Chi. Bears vs. Washington, 1940  
7 NFC: Cleveland vs. Los Angeles, 1955  
6 NFC: Green Bay vs. N.Y. Giants, 1939  
NFC: Chi. Bears vs. N.Y. Giants, 1946  
NFC: Cleveland vs. Detroit, 1954  
AFC: San Diego vs. Houston, 1961  
AFC: Buffalo vs. L.A. Raiders, 1990  
NFC-FR: Philadelphia vs. Detroit, 1995  
NFC-D: St. Louis vs. Green Bay, 2001

#### Most Interceptions By, Both Teams, Game

- 10 NFC: Cleveland (7) vs. Los Angeles (3), 1955  
AFC: San Diego (6) vs. Houston (4), 1961  
9 NFC: Green Bay (6) vs. N.Y. Giants (3), 1939  
8 NFC: Chi. Bears (8) vs. Washington (0), 1940  
NFC: Chi. Bears (6) vs. N.Y. Giants (2), 1946  
NFC: Cleveland (6) vs. Detroit (2), 1954

- AFC-FR: Buffalo (4) vs. N.Y. Jets (4), 1981  
AFC: Miami (5) vs. N.Y. Jets (3), 1982

### YARDS GAINED

#### Most Yards Gained, Game

- 172 SB: Tampa Bay vs. Oakland, 2002  
161 NFC-D: St. Louis vs. Green Bay, 2001  
138 AFC-FR: N.Y. Jets vs. Cincinnati, 1982

#### Most Yards Gained, Both Teams, Game

- 184 SB: Tampa Bay (172) vs. Oakland (12), 2002  
161 NFC-D: St. Louis (161) vs. Green Bay (0), 2001  
156 NFC: Green Bay (123) vs. N.Y. Giants (33), 1939

### TOUCHDOWNS

#### Most Touchdowns, Game

- 3 NFC: Chi. Bears vs. Washington, 1940  
NFC-D: St. Louis vs. Green Bay, 2001  
SB: Tampa Bay vs. Oakland, 2002  
2 NFC-D: Los Angeles vs. St. Louis, 1975  
NFC-FR: Philadelphia vs. Detroit, 1995  
NFC-FR: Seattle vs. Washington, 2007  
1 In many games

#### Most Touchdowns, Both Teams, Game

- 3 NFC: Chi. Bears (3) vs. Washington (0), 1940  
NFC-D: St. Louis (3) vs. Green Bay (0), 2001  
SB: Tampa Bay (3) vs. Oakland (0), 2002  
2 NFC-D: Los Angeles (2) vs. St. Louis (0), 1975  
NFC-D: Dallas (1) vs. Green Bay (1), 1982  
NFC-D: Minnesota (1) vs. San Francisco (1), 1987  
NFC-FR: Detroit (1) vs. Green Bay (1), 1993  
NFC-FR: Philadelphia (2) vs. Detroit (0), 1995  
AFC-FR: Buffalo (1) vs. Jacksonville (1), 1996  
NFC-FR: Seattle (2) vs. Washington (0), 2007  
1 In many games

### PUNTING

#### Most Punts, Game

- 14 AFC-D: N.Y. Jets vs. Cleveland, 1986 (OT)  
13 NFC: N.Y. Giants vs. Chi. Bears, 1933  
AFC-D: Baltimore vs. Oakland, 1977 (OT)  
11 AFC: Houston vs. Oakland, 1967  
AFC-D: Houston vs. Oakland, 1969  
NFC: L.A. Rams vs. Chicago, 1985  
SB: N.Y. Giants vs. Baltimore, 2000

#### Fewest Punts, Game

- 0 NFC-FR: St. Louis vs. Green Bay, 1982  
AFC-FR: N.Y. Jets vs. Cincinnati, 1982  
AFC-FR: Indianapolis vs. Denver, 2003  
AFC-D: Kansas City vs. Indianapolis, 2003  
AFC-D: Indianapolis vs. Kansas City, 2003  
1 By many teams

#### Most Punts, Both Teams, Game

- 23 NFC: N.Y. Giants (13) vs. Chi. Bears (10), 1933  
22 AFC-D: N.Y. Jets (14) vs. Cleveland (8), 1986 (OT)  
21 AFC-D: Baltimore (13) vs. Oakland (8), 1977 (OT)  
NFC: L.A. Rams (11) vs. Chicago (10), 1985  
SB: N.Y. Giants (11) vs. Baltimore (10), 2000

#### Fewest Punts, Both Teams, Game

- 0 AFC-D: Kansas City vs. Indianapolis, 2003  
1 NFC-FR: St. Louis (0) vs. Green Bay (1), 1982  
2 AFC-FR: N.Y. Jets (0) vs. Cincinnati (2), 1982  
SB: Atlanta (1) vs. Denver (1), 1998  
AFC-FR: Indianapolis (0) vs. Denver (2), 2003  
AFC-D: New England (1) vs. Jacksonville (1), 2007

### AVERAGE YARDAGE

#### Highest Average, Punting, Game (4 punts)

- 56.0 AFC: Oakland vs. San Diego, 1980  
53.3 AFC-D: Tennessee vs. Baltimore, 2008  
52.8 AFC: Indianapolis vs. New England, 2006

#### Lowest Average, Punting, Game (4 punts)

- 24.9 NFC: Washington vs. Chi. Bears, 1937  
25.3 AFC-FR: Pittsburgh vs. Houston, 1989  
25.5 NFC: Green Bay vs. N.Y. Giants, 1962

### PUNT RETURNS

#### Most Punt Returns, Game

- 8 NFC: Green Bay vs. N.Y. Giants, 1944  
7 By many teams

#### Most Punt Returns, Both Teams, Game

- 13 AFC-FR: Houston (7) vs. Oakland (6), 1980  
12 AFC-D: New England (7) vs. Pittsburgh (5), 1996  
11 NFC: Green Bay (8) vs. N.Y. Giants (3), 1944  
NFC-D: Green Bay (6) vs. Baltimore (5), 1965



## POSTSEASON RECORDS

AFC-FR: Jacksonville (7) vs. New England (4), 1998  
 AFC: Baltimore (6) vs. Pittsburgh (5), 2008

### Fewest Punt Returns, Both Teams, Game

- 0 NFC: Chi. Bears vs. N.Y. Giants, 1941
- AFC: Boston vs. San Diego, 1963
- NFC-FR: Green Bay vs. St. Louis, 1982
- AFC-FR: Houston vs. N.Y. Jets, 1991
- AFC-D: Denver vs. Houston, 1991
- NFC-D: San Francisco vs. Washington, 1992
- SB: Denver vs. Green Bay, 1997
- SB: Atlanta vs. Denver, 1998
- AFC-FR: Oakland vs. N.Y. Jets, 2001
- AFC-D: N.Y. Jets vs. Oakland, 2002
- AFC-FR: Denver vs. Indianapolis, 2003
- NFC-D: Carolina vs. St. Louis, 2003
- AFC-D: Indianapolis vs. Kansas City, 2003
- 1 In many games

### YARDS GAINED

#### Most Yards Gained, Game

- 155 NFC-D: Dallas vs. Cleveland, 1967
- 152 NFC-D: Atlanta vs. St. Louis, 2004
- 150 NFC: Chi. Cardinals vs. Philadelphia, 1947

#### Fewest Yards Gained, Game

- 10 NFC: Green Bay vs. Cleveland, 1965
- 9 NFC: Dallas vs. Green Bay, 1966
- AFC-D: Kansas City vs. Oakland, 1968
- 7 NFC-D: San Francisco vs. Atlanta, 1998

#### Most Yards Gained, Both Teams, Game

- 166 NFC-D: Dallas (155) vs. Cleveland (11), 1967
- AFC-D: Baltimore (99) vs. Pittsburgh (67), 2001
- 160 NFC: Chi. Cardinals (150) vs. Philadelphia (10), 1947
- 152 NFC-D: Atlanta (152) vs. St. Louis (0), 2004

#### Fewest Yards Gained, Both Teams, Game

- 9 NFC: Dallas (-9) vs. Green Bay (0), 1966
- 6 AFC-D: Miami (-5) vs. Oakland (-1), 1970
- 3 NFC-D: San Francisco (-5) vs. Dallas (2), 1972

### TOUCHDOWNS

#### Most Touchdowns, Game

- 1 By 19 teams

### KICKOFF RETURNS

#### Most Kickoff Returns, Game

- 10 NFC-D: L.A. Rams vs. Washington, 1983
- NFC-FR: Detroit vs. Philadelphia, 1995
- 9 NFC: Chi. Bears vs. N.Y. Giants, 1956
- AFC: Boston vs. San Diego, 1963
- AFC: Houston vs. Oakland, 1967
- SB: Denver vs. San Francisco, 1989
- AFC-D: Miami vs. Buffalo, 1990
- AFC: L.A. Raiders vs. Buffalo, 1990
- AFC-D: Miami vs. Jacksonville, 1999
- SB: Oakland vs. Tampa Bay, 2002
- 8 By many teams

#### Most Kickoff Returns, Both Teams, Game

- 15 AFC-D: Miami (9) vs. Buffalo (6), 1990
- 14 NFC-FR: Detroit (10) vs. Philadelphia (4), 1995
- 13 NFC-D: Green Bay (7) vs. Dallas (6), 1982
- NFC-FR: Green Bay (7) vs. San Francisco (6), 1998
- AFC-FR: N.Y. Jets (8) vs. Oakland (5), 2001
- NFC-FR: San Francisco (7) vs. N.Y. Giants (6), 2002
- AFC-D: Tennessee (7) vs. Pittsburgh (6), 2002
- SB: Oakland (9) vs. Tampa Bay (4), 2002
- NFC-FR: Seattle (7) vs. Green Bay (6), 2003 (OT)
- AFC-D: Kansas City (7) vs. Indianapolis (6), 2003
- AFC: Pittsburgh (8) vs. New England (5), 2004
- AFC: New England (8) vs. Indianapolis (5), 2006

#### Fewest Kickoff Returns, Both Teams, Game

- 1 NFC: Green Bay (0) vs. Boston (1), 1936
- AFC-FR: San Diego (0) vs. Kansas City (1), 1992
- 2 NFC-D: Los Angeles (0) vs. Chi. Bears (2), 1950
- AFC: Houston (0) vs. San Diego (2), 1961
- AFC-D: Oakland (1) vs. Pittsburgh (1), 1972
- AFC-D: N.Y. Jets (0) vs. L.A. Raiders (2), 1982
- AFC: Miami (1) vs. N.Y. Jets (1), 1982
- NFC: N.Y. Giants (0) vs. Washington (2), 1986
- 3 In many games

### YARDS GAINED

#### Most Yards Gained, Game

- 244 SB: San Diego vs. San Francisco, 1994
- 231 AFC: New England vs. Indianapolis, 2006
- 227 SB: Atlanta vs. Denver, 1998

### Most Yards Gained, Both Teams, Game

- 379 AFC-D: Baltimore (193) vs. Oakland (186), 1977 (OT)
- 348 NFC-D: Minnesota (174) vs. St. Louis (174), 1999
- 323 AFC: New England (231) vs. Indianapolis (92), 2006

### Fewest Yards Gained, Both Teams, Game

- 5 AFC-FR: San Diego (0) vs. Kansas City (5), 1992
- 15 NFC: N.Y. Giants (0) vs. Washington (15), 1986
- 31 NFC-D: Los Angeles (0) vs. Chi. Bears (31), 1950

### TOUCHDOWNS

#### Most Touchdowns, Game

- 1 NFC-D: San Francisco vs. Dallas, 1972
- AFC-D: Miami vs. Oakland, 1974
- AFC-D: Baltimore vs. Oakland, 1977 (OT)
- SB: Miami vs. Washington, 1982
- SB: Cincinnati vs. San Francisco, 1988
- AFC-D: Cleveland vs. Buffalo, 1989
- SB: San Diego vs. San Francisco, 1994
- SB: Green Bay vs. New England, 1996
- NFC: San Francisco vs. Green Bay, 1997
- SB: Atlanta vs. Denver, 1998
- AFC-FR: Tennessee vs. Buffalo, 1999
- AFC-FR: Seattle vs. Miami, 1999
- NFC-D: Washington vs. Tampa Bay, 1999
- NFC-D: St. Louis vs. Minnesota, 1999
- AFC: Tennessee vs. Jacksonville, 1999
- NFC-D: N.Y. Giants vs. Philadelphia, 2000
- SB: Baltimore vs. N.Y. Giants, 2000
- SB: N.Y. Giants vs. Baltimore, 2000
- AFC-D: Kansas City vs. Indianapolis, 2003
- NFC-FR: Dallas vs. Seattle, 2006
- SB: Chicago vs. Indianapolis, 2006

#### Most Touchdowns, Both Teams, Game

- 2 SB: Baltimore (1) vs. N.Y. Giants (1), 2000

### PENALTIES

#### Most Penalties, Game

- 17 AFC-FR: L.A. Raiders vs. Denver, 1993
- 14 AFC-FR: Oakland vs. Houston, 1980
- NFC-D: San Francisco vs. N.Y. Giants, 1981
- AFC: Oakland vs. Tennessee, 2002
- 13 AFC-FR: Houston vs. Cleveland, 1988
- AFC-D: Houston vs. Denver, 1991
- NFC-D: Arizona vs. Minnesota, 1998
- NFC-D: Carolina vs. St. Louis, 2003 (2 OT)

#### Fewest Penalties, Game

- 0 NFC: Philadelphia vs. Green Bay, 1960
- NFC-D: Detroit vs. Dallas, 1970
- AFC-D: Miami vs. Oakland, 1970
- SB: Miami vs. Dallas, 1971
- NFC-D: Washington vs. Minnesota, 1973
- SB: Pittsburgh vs. Dallas, 1975
- NFC: San Francisco vs. Chicago, 1988
- SB: Denver vs. San Francisco, 1989
- AFC-D: L.A. Raiders vs. Cincinnati, 1990
- AFC-D: Miami vs. San Diego, 1992
- SB: Atlanta vs. Denver, 1998
- AFC-FR: N.Y. Jets vs. Oakland, 2001
- NFC-FR: Carolina vs. Dallas, 2003
- 1 By many teams

#### Most Penalties, Both Teams, Game

- 27 AFC-FR: L.A. Raiders (17) vs. Denver (10), 1993
- 22 AFC-FR: Oakland (14) vs. Houston (8), 1980
- NFC-D: San Francisco (14) vs. N.Y. Giants (8), 1981
- AFC-FR: Houston (13) vs. Cleveland (9), 1988
- NFC-D: Arizona (13) vs. Minnesota (9), 1998
- 21 AFC-D: Oakland (11) vs. New England (10), 1976
- AFC: Oakland (14) vs. Tennessee (7), 2002

#### Fewest Penalties, Both Teams, Game

- 1 AFC-D: L.A. Raiders (0) vs. Cincinnati (1), 1990
- 2 NFC: Washington (1) vs. Chi. Bears (1), 1937
- NFC-D: Washington (0) vs. Minnesota (2), 1973
- SB: Pittsburgh (0) vs. Dallas (2), 1975
- NFC-FR: Carolina (0) vs. Dallas (2), 2003
- 3 AFC: Miami (1) vs. Baltimore (2), 1971
- NFC: San Francisco (1) vs. Dallas (2), 1971
- SB: Miami (0) vs. Dallas (3), 1971
- AFC-D: Pittsburgh (1) vs. Oakland (2), 1972
- AFC-D: Miami (1) vs. Cincinnati (2), 1973
- SB: Miami (1) vs. San Francisco (2), 1984
- NFC: San Francisco (0) vs. Chicago (3), 1988
- AFC: New England (1) vs. Pittsburgh (2), 2004
- AFC: San Diego (1) vs. New England (2), 2007

## POSTSEASON RECORDS

### YARDS PENALIZED

#### Most Yards Penalized, Game

- 145 NFC-D: San Francisco vs. N.Y. Giants, 1981
- 133 SB: Dallas vs. Baltimore, 1970
- 130 AFC-FR: L.A. Raiders vs. Denver, 1993

#### Fewest Yards Penalized, Game

- 0 By many teams

#### Most Yards Penalized, Both Teams, Game

- 227 AFC-FR: L.A. Raiders (130) vs. Denver (97), 1993
- 206 NFC-D: San Francisco (145) vs. N.Y. Giants (61), 1981
- 201 NFC-FR: Detroit (126) vs. Washington (75), 1999

#### Fewest Yards Penalized, Both Teams, Game

- 5 AFC-D: L.A. Raiders (0) vs. Cincinnati (5), 1990
- 9 NFC-D: Washington (0) vs. Minnesota (9), 1973
- 11 NFC-FR: Carolina (0) vs. Dallas (11), 2003

### FUMBLES

#### Most Fumbles, Game

- 8 SB: Buffalo vs. Dallas, 1992
- 7 AFC-D: Houston vs. Kansas City, 1993
- 6 By 12 teams

#### Most Fumbles, Both Teams, Game

- 12 AFC: Houston (6) vs. Pittsburgh (6), 1978
- SB: Buffalo (8) vs. Dallas (4), 1992
- 10 NFC: Chi. Bears (5) vs. N.Y. Giants (5), 1934
- SB: Dallas (6) vs. Denver (4), 1977
- AFC: Jacksonville (5) vs. Tennessee (5), 1999
- 9 NFC-D: San Francisco (6) vs. Detroit (3), 1957
- NFC-D: San Francisco (5) vs. Dallas (4), 1972
- NFC: Dallas (5) vs. Philadelphia (4), 1980

#### Most Fumbles Lost, Game

- 5 SB: Buffalo vs. Dallas, 1992
- AFC-D: Miami vs. Jacksonville, 1999
- 4 NFC: N.Y. Giants vs. Baltimore, 1958 (OT)
- AFC: Kansas City vs. Oakland, 1969
- SB: Baltimore vs. Dallas, 1970
- AFC: Pittsburgh vs. Oakland, 1975
- SB: Denver vs. Dallas, 1977
- AFC: Houston vs. Pittsburgh, 1978
- AFC: Miami vs. New England, 1985
- SB: New England vs. Chicago, 1985
- NFC-FR: L.A. Rams vs. Washington, 1986
- NFC-FR: Minnesota vs. Dallas, 1996
- AFC-FR: Buffalo vs. Miami, 1998
- AFC: N.Y. Jets vs. Denver, 1998
- AFC: Jacksonville vs. Tennessee, 1999
- 3 By many teams

#### Fewest Fumbles, Both Teams, Game

- 0 NFC: Green Bay vs. Cleveland, 1965
- AFC-D: Houston vs. San Diego, 1979
- NFC-D: Dallas vs. Los Angeles, 1979
- SB: Los Angeles vs. Pittsburgh, 1979
- AFC-D: Buffalo vs. Cincinnati, 1981
- NFC: Minnesota vs. Washington, 1987
- NFC-D: San Francisco vs. Washington, 1990
- NFC: Dallas vs. Green Bay, 1995
- AFC-D: New England vs. Pittsburgh, 1996
- SB: Green Bay vs. New England, 1996
- AFC-FR: Miami vs. Seattle, 1999
- AFC-FR: Miami vs. Indianapolis, 2000 (OT)
- AFC-D: Baltimore vs. Tennessee, 2000
- SB: Pittsburgh vs. Seattle, XL
- 1 In many games

### RECOVERIES

#### Most Total Fumbles Recovered, Game

- 8 SB: Dallas vs. Denver, 1977 (4 own, 4 opp)
- 7 NFC: Chi. Bears vs. N.Y. Giants, 1934 (5 own, 2 opp)
- NFC-D: San Francisco vs. Detroit, 1957 (4 own, 3 opp)
- NFC-D: San Francisco vs. Dallas, 1972 (4 own, 3 opp)
- AFC: Pittsburgh vs. Houston, 1978 (3 own, 4 opp)
- 6 AFC: Houston vs. San Diego, 1961 (4 own, 2 opp)
- AFC-D: Cleveland vs. Baltimore, 1971 (4 own, 2 opp)
- AFC-D: Cleveland vs. Oakland, 1980 (5 own, 1 opp)
- NFC: Philadelphia vs. Dallas, 1980 (3 own, 3 opp)
- SB: Dallas vs. Buffalo, 1992 (1 own, 5 opp)
- NFC-D: Green Bay vs. San Francisco, 1996 (4 own, 2 opp)
- AFC: Denver vs. N.Y. Jets, 1998 (2 own, 4 opp)
- AFC: Tennessee vs. Jacksonville, 1999 (2 own, 4 opp)

#### Most Own Fumbles Recovered, Game

- 5 NFC: Chi. Bears vs. N.Y. Giants, 1934
- AFC-D: Cleveland vs. Oakland, 1980
- 4 By many teams

### TOUCHDOWNS

#### Most Touchdowns, Game

- 2 SB: Dallas vs. Buffalo, 1992

### TURNOVERS

Numbers of times losing the ball on interceptions and fumbles.

#### Most Turnovers, Game

- 9 NFC: Washington vs. Chi. Bears, 1940
- NFC: Detroit vs. Cleveland, 1954
- AFC: Houston vs. Pittsburgh, 1978
- SB: Buffalo vs. Dallas, 1992
- 8 NFC: N.Y. Giants vs. Chi. Bears, 1946
- NFC: Los Angeles vs. Cleveland, 1955
- NFC: Cleveland vs. Detroit, 1957
- SB: Denver vs. Dallas, 1977
- NFC-D: Minnesota vs. Philadelphia, 1980
- NFC-D: Green Bay vs. St. Louis, 2001
- 7 In many games

#### Fewest Turnovers, Game

- 0 By many teams

#### Most Turnovers, Both Teams, Game

- 14 AFC: Houston (9) vs. Pittsburgh (5), 1978
- 13 NFC: Detroit (9) vs. Cleveland (4), 1954
- AFC: Houston (7) vs. San Diego (6), 1961
- 12 AFC: Pittsburgh (7) vs. Oakland (5), 1975

#### Fewest Turnovers, Both Teams, Game

- 0 SB: Buffalo vs. N.Y. Giants, 1990
- AFC-FR: Kansas City vs. Pittsburgh, 1993 (OT)
- NFC-FR: Detroit vs. Green Bay, 1994
- AFC-FR: Denver vs. Jacksonville, 1996
- SB: St. Louis vs. Tennessee, 1999
- 1 AFC-D: Baltimore (0) vs. Cincinnati (1), 1970
- AFC-D: Pittsburgh (0) vs. Buffalo (1), 1974
- AFC: Oakland (0) vs. Pittsburgh (1), 1976
- NFC-D: Minnesota (0) vs. Washington (1), 1982
- NFC-D: Chicago (0) vs. N.Y. Giants (1), 1985
- SB: N.Y. Giants (0) vs. Denver (1), 1986
- NFC: Washington (0) vs. Minnesota (1), 1987
- AFC-D: Cincinnati (0) vs. L.A. Raiders (1), 1990
- NFC: N.Y. Giants (0) vs. San Francisco (1), 1990
- NFC-FR: N.Y. Giants (0) vs. Minnesota (1), 1993
- AFC-FR: L.A. Raiders (0) vs. Denver (1), 1993
- NFC: Dallas (0) vs. San Francisco (1), 1993
- AFC: Indianapolis (0) vs. Pittsburgh (1), 1995
- NFC-D: San Francisco (0) vs. Minnesota (1), 1997
- AFC-D: Indianapolis (0) vs. Tennessee (1), 1999
- AFC-FR: Baltimore (0) vs. Denver (1), 2000
- AFC-D: Baltimore (0) vs. Tennessee (1), 2000
- AFC-D: Oakland (0) vs. New England (1), 2001
- NFC-FR: Green Bay (0) vs. Seattle (1), 2003 (OT)
- AFC-D: Indianapolis (0) vs. Kansas City (1), 2003
- AFC-FR: N.Y. Jets (0) vs. San Diego (1), 2004 (OT)
- NFC: Philadelphia (0) vs. Atlanta (1), 2004
- NFC-FR: Philadelphia (0) vs. N.Y. Giants (1), 2006
- NFC-D: Philadelphia (0) vs. New Orleans (1), 2006
- NFC: D. N.Y. Giants (0) vs. Dallas (1), 2007
- 2 In many games

**NFL POSTSEASON OVERTIME GAMES**

(By Length of Game)

Dec. 25, 1971	Miami 27, KANSAS CITY 24	82:40
Dec. 23, 1962	Dallas Texans 20, HOUSTON 17	77:54
Jan. 3, 1987	CLEVELAND 23, N.Y. Jets 20	77:02
Dec. 24, 1977	Oakland 37, BALTIMORE 31	75:43
Jan. 10, 2004	Carolina 29, ST. LOUIS 23	75:10
Jan. 8, 2005	New York Jets 20, SAN DIEGO 17	74:55
Jan 2, 1982	SAN DIEGO 41, MIAMI 38	73:52
Dec. 26, 1965	GREEN BAY 13, Baltimore 10	73:39
Jan 17, 1999	Atlanta 30, MINNESOTA 27	71:52
Dec. 30, 2000	MIAMI 23, Indianapolis 17	71:16
Jan. 15, 2005	PITTSBURGH 20, New York Jets 17	71:04
Jan 8, 1994	KANSAS CITY 27, Pittsburgh 24	71:03
Jan. 19, 2002	NEW ENGLAND 16, Oakland 13	68:29
Dec. 28, 1958	Baltimore 23, N.Y. GIANTS 17	68:15
Jan. 3, 1988	HOUSTON 23, Seattle 20	68:05
Jan. 3, 2009	SAN DIEGO 23, Indianapolis 17	66:12
Jan. 11, 1987	Denver 23, CLEVELAND 20	65:38
Jan. 14, 2007	CHICAGO 27, Seattle 24	64:53
Jan. 11, 2004	PHILADELPHIA 20, Green Bay 17	64:48
Jan. 4, 2004	GREEN BAY 33, Seattle 27	64:25
Dec. 31, 1989	Pittsburgh 26, HOUSTON 23	63:26
Jan. 3, 1993	BUFFALO 41, Houston 38	63:06
Jan. 20, 2008	New York Giants 23, GREEN BAY 20	62:26
Jan. 11, 2003	TENNESSEE 34, Pittsburgh 31	62:15
Jan. 7, 1990	L.A. Rams 19, N.Y. GIANTS 13	61:06

*Home team in CAPS*

There have been 24 overtime postseason games dating back to 1958. In 21 cases, both teams have had at least one possession. Last time: 1/20/08, New York Giants 23, GREEN BAY 20

**POSTSEASON**

**Dec. 28, 1958—Baltimore 23, New York Giants 17**, at New York in NFL Championship Game; Giants win toss. Maynard returns kickoff to Giants' 20. Chandler punts and Taseff returns one yard to Colts' 20. Ameche scores on 1-yard run at 8:15.

**Dec. 23, 1962—Dallas Texans 20, Houston Oilers 17**, at Houston in AFL Championship Game; Texans win toss and kick off. Jancik returns kickoff to Oilers' 33. Norton punts and Jackson makes fair catch on Texans' 22. Wilson punts and Jancik makes fair catch on Oilers' 45. Robinson intercepts Blanda's pass and returns 13 yards to Oilers' 47. Wilson's punt rolls dead at Oilers' 12. Hull intercepts Blanda's pass and returns 23 yards to midfield. Brooker kicks 25-yard field goal at 17:54.

**Dec. 26, 1965—Green Bay 13, Baltimore 10**, at Green Bay in NFL Divisional Playoff Game; Packers win toss. Moore returns kickoff to Packers' 22. Chandler punts and Raymond returns nine yards to Colts' 41. Gilburg punts and Wood makes fair catch at Packers' 21. Chandler punts and Raymond returns one yard to Colts' 41. Michaels misses 47-yard field goal. Chandler kicks 25-yard field goal at 13:39.

**Dec. 25, 1971—Miami 27, Kansas City 24**, at Kansas City in AFC Divisional Playoff Game; Chiefs win toss. Podolak, after a lateral from Buchanan, returns kickoff to Chiefs' 46. Stenerud's 42-yard field goal is blocked. Seiple punts and Podolak makes fair catch at Chiefs' 17. Wilson punts and Scott returns 18 yards to Dolphins' 39. Yepremian misses 62-yard field goal. Scott intercepts Dawson's pass and returns 13 yards to Dolphins' 46. Seiple punts and Podolak loses one yard to Chiefs' 15. Wilson punts and Scott makes fair catch on Dolphins' 30. Yepremian kicks 37-yard field goal at 22:40.

**Dec. 24, 1977—Oakland 37, Baltimore 31**, at Baltimore in AFC Divisional Playoff Game; Colts win toss. Raiders start on own 42 following a punt late in the first overtime. Oakland works way into field-goal range on Stabler's 19-yard pass to Branch at Colts' 26. Four plays later, on the second play of the second overtime, Stabler hits Casper with a 10-yard touchdown pass at 15:43.

**Jan. 2, 1982—San Diego 41, Miami 38**, at Miami in AFC Divisional Playoff Game; Chargers win toss. San Diego drives from its 13 to Miami 8. On second-and-goal, Benirschke misses 27-yard field goal attempt wide left at 9:15. Miami has the ball twice and San Diego twice more before the Dolphins get their third possession. Miami drives from the San Diego 46 to Chargers' 17 and on fourth-and-two, von Schamann's 34-yard field goal attempt is blocked by San Diego's Winslow after 11:27. Fouts then completes four of five passes, including a 39-yarder to Joiner that puts the ball on Dolphins' 10. On first down, Benirschke kicks a 29-yard field goal at 13:52.

**Jan. 3, 1987—Cleveland 23, New York Jets 20**, at Cleveland in AFC Divisional Playoff Game; Jets win toss. Jets' punt downed at Browns' 26. Moseley's 23-yard field goal attempt is wide right. Teams trade punts. Jets' second punt downed at Browns' 31. First overtime period expires eight plays later with Browns in possession at Jets' 42. Moseley kicks 27-yard field goal four plays into second overtime at 17:02.

**Jan. 11, 1987—Denver 23, Cleveland 20**, at Cleveland in AFC Championship Game; Browns win toss. Broncos hold Browns on four downs. Browns' punt returned four yards to Denver's 25. Elway completes 22- and 28-yard passes to set up Karlis's 33-yard field goal nine plays into drive at 5:38.

**Jan. 3, 1988—Houston 23, Seattle 20**, at Houston in AFC Wild Card Game; Seahawks win toss. Rodriguez punts to K. Johnson who returns one yard to Houston 15. Zendejas kicks 32-yard field goal 12 plays later at 8:05.

**Dec. 31, 1989—Pittsburgh 26, Houston 23**, at Houston in AFC Wild Card Playoff Game; Steelers win toss. Steelers punt to Oilers. Oilers' fumble recovered by Woodson and returned three yards. Four plays and 13 yards later, Anderson kicks a 50-yard field goal at 3:26.

**Jan. 7, 1990—Los Angeles Rams 19, New York Giants 13**, at New York in NFC Divisional Game; Rams win toss. Everett completes two passes to move ball to Giants' 48. White called for pass interference; ball spotted on Giants' 25. Everett hits Anderson with a 30-yard touchdown pass at 1:06.

**Jan. 3, 1993—Buffalo 41, Houston 38**, at Buffalo in AFC Wild Card Game; Oilers win toss. Oilers begin at 20. After 2 plays, Moon's pass is intercepted by Odomes who returns ball 2 yards to Houston 35. After 2 plays, Christie kicks 32-yard field goal at 3:06.

**Jan. 8, 1994—Kansas City 27, Pittsburgh 24**, at Kansas City in AFC Wild Card Game; Chiefs win toss. Hughes returns kickoff 20 yards to Kansas City 25. After 3 plays, Barker punts 48 yards to Pittsburgh 18 where Woodson returns 8 yards to the 26. After 6 plays, Royals punts 30 yards to Kansas City 20. Kansas City drives to Pittsburgh 14 where Lowery kicks 32-yard field goal at 11:03.

**Jan. 17, 1999—Atlanta 30, Minnesota 27**, at Minnesota in NFC Championship Game; Vikings win toss. Palmer returns kickoff 30 yards to Minnesota 29. After four plays, Berger punts 51 yards to Atlanta 7 where Dwight returns 8 yards to Atlanta 15. Falcons drive to Atlanta 36. Stryzinski punts 37 yards to Vikings' 27. Palmer calls fair catch. Vikings drive to Minnesota 39. Berger punts 52 yards to Atlanta 9. Downed by Vikings. Atlanta drives to Minnesota 21 where Andersen kicks 38-yard field goal at 11:52.

**Dec. 30, 2000—Miami 23, Indianapolis 17**, at Miami in AFC Wild Card Game; Dolphins win toss. Williams returns kickoff 18 yards to Miami 20. Offensive holding penalty on Freeman, 10 yards, ball spotted on Miami 10. Dolphins drive to Miami 29 where Turk punts 53 yards to Indianapolis 18. Colts drive to Miami 31 where Vanderjagt misses 49-yard field-goal attempt wide right. Dolphins drive to Indianapolis 17 where Smith rushes for a 17-yard touchdown at 11:16.

**Jan. 19, 2002—New England 16, Oakland 13**, at New England in AFC Divisional Playoff Game; Patriots win toss. Pass returns kickoff 24 yards to New England 34. Patriots drive to Oakland 5. Vinatieri kicks 23-yard field goal at 8:29.

**Jan. 11, 2003—Tennessee 34, Pittsburgh 31**, at Tennessee in AFC Divisional Playoff Game; Tennessee wins toss. Reed kicks 60 yards. Returned by Simon 21 yards to Tennessee 31. Titans drive to Pittsburgh 8. Nedney's 26-yard field goal is good at 2:15.

**Jan. 4, 2004—Green Bay 33, Seattle 27**, at Green Bay in NFC Wild Card Game; Seahawks win toss. Morris returns kick to Seattle 33. Seahawks drive to Seattle 42. Rouen's 44-yard punt returned by Chatman to Green Bay 26. Packers drive to Green Bay 31. Bidwell punts 35 yards to Seattle 34. Seahawks drive to Seattle 45. Hasselbeck's pass to Bannister intercepted by Packers' Harris and returned 52 yards for touchdown at 4:25.

**Jan. 10, 2004—Carolina 29, St. Louis 23**, at St. Louis in NFC Divisional Game; Panthers win toss. Smart returns kick to Carolina 32. Panthers drive to St. Louis 27.

Kasay's 45-yard field-goal attempt no good. Rams take over at own 35 and drive to Carolina 35. Wilkins' 53-yard field-goal attempt no good. Panthers take over at Carolina 43, drive to Carolina 47. Sauerbrun punts 40 yards to St. Louis 13. Rams drive to Carolina 38. Bulger's pass intercepted by Manning at Carolina 35. Panthers drive to Carolina 31. First overtime ends. On first play of second overtime, Delhomme passes to Smith for 69-yard touchdown at 15:10.

**Jan. 11, 2004—Philadelphia 20, Green Bay 17**, at Philadelphia in NFC Divisional Game; Eagles win toss. Thrash returns kick to Philadelphia 28. Eagles drive to Philadelphia 24. Johnson punts 49 yards and Packers start at own 32 after holding penalty. Favre's pass intercepted by Dawkins at Philadelphia 31 and returned to Green Bay 34. Eagles drive to Green Bay 13. Akers kicks 31-yard field goal at 4:48.

**Jan. 8, 2005—New York Jets 20, San Diego 17**, at San Diego in AFC Wild Card Game; Chargers win toss. Dwight returns kick to San Diego 26. Chargers drive to San Diego 35. Scifres punts 39 yards and ball is downed at the New York 26. Jets gain no yards. Gowin punts 41 yards. Parker loses 3 yards on return. San Diego starts on own 30. Chargers drive to New York 22. Kaeding's 40-yard field-goal attempt no good. Jets drive to San Diego 10. Brien kicks 28-yard field goal at 14:55.

**Jan. 15, 2005—Pittsburgh 20, New York Jets 17**, at Pittsburgh in AFC Divisional Game; Jets win toss. Cotchery returns kick to New York 31. Jets drive to New York 41. Gowin punts 54 yards. Randle El returns 8 yards to Pittsburgh 13. Steelers drive to New York 15. Reed kicks 33-yard field goal at 11:04.

**Jan. 14, 2007—Chicago 27, Seattle 24**, at Chicago in NFC Divisional Playoff Game; Seahawks win toss. Burleson returns kickoff 25. Drive begins at Seahawks' 30. Plackemeier punts 18 yards. Drive begins at Bears' 34. Gould kicks 49-yard field goal at 4:53.

**Jan. 20, 2008—New York Giants 23, Green Bay 20**, at Green Bay in NFC Championship Game; Packers win toss. K. Robinson returns kick 19 yards to own 26. Favre pass intercepted by Webster and returned 9 yards to Green Bay 34. Tynes kicks 47-yard field goal at 12:34.

**Jan. 3, 2009—San Diego Chargers 23, Indianapolis 17**, at San Diego in AFC Wild Card Game; Chargers win toss. Sproles returns kick 31 yards to San Diego 25. Sproles scores on 22-yard touchdown run at 6:12.

