



# CLEVELAND BROWNS

2 0 2 4 S E A S O N



---

## SEASON REVIEW

---



# 2024 SEASON REVIEW

## 2024 SCHEDULE

### REGULAR SEASON (3-14)

1	Sep. 8	DALLAS COWBOYS	L 17-33
2	Sep. 15	at Jacksonville Jaguars	W 18-13
3	Sep. 22	NEW YORK GIANTS	L 15-21
4	Sep. 29	at Las Vegas Raiders	L 16-20
5	Oct. 6	at Washington Commanders	L 13-34
6	Oct. 13	at Philadelphia Eagles	L 16-20
7	Oct. 20	CINCINNATI BENGALS	L 14-21
8	Oct. 27	BALTIMORE RAVENS	W 29-24
9	Nov. 3	LOS ANGELES CHARGERS	L 10-27
10		BYE WEEK	
11	Nov. 17	at New Orleans Saints	L 14-35
12	Nov. 21	PITTSBURGH STEELERS	W 24-19
13	Dec. 2	at Denver Broncos	L 32-41
14	Dec. 8	at Pittsburgh Steelers	L 14-27
15	Dec. 15	KANSAS CITY CHIEFS	L 7-21
16	Dec. 22	at Cincinnati Bengals	L 6-24
17	Dec. 29	MIAMI DOLPHINS	L 3-20
18	Jan. 4	at Baltimore Ravens	L 10-35

## IN LOVING MEMORY OF JIM DONOVAN



### 1956-2024

On Saturday, Oct. 26, Jim Donovan, "The Voice of the Cleveland Browns," passed away at the age of 68 after battling chronic lymphocytic leukemia. Donovan served as the radio voice of the Browns for 25 seasons, starting with the team's return in 1999.

"He touched the lives of our fans each and every Sunday with his love for the Browns and his brilliance at his craft," said Dee and Jimmy Haslam. "He will be greatly missed, but he cemented a legacy that will live on forever."

Over the course of his storied career, Donovan had signature calls that highlighted his career and are permanently etched in Browns lore. Donovan was inducted into the 2024 Class of Browns Legends on Sept. 22.

## BROWNS ONLINE MEDIA CENTER

The Browns PR staff invites media members to utilize the Browns Media Center available at [browns.1rmg.com](https://browns.1rmg.com).

The online media center is updated daily and includes information to better assist media cover the team. All information is available to view, download and print on the site and is available via desktop or mobile platform.

## SEASON STORYLINES

- The Browns had three players selected to the Pro Bowl. DE Myles Garrett, WR Jerry Jeudy and CB Denzel Ward were all selected with Garrett and Jeudy being voted as starters. Garrett's six Pro Bowl selections are the most by a Browns defensive player and are tied for the fourth-most in team history. Ward was selected to his fourth career Pro Bowl, while the honor was the first for Jeudy.
- DE Myles Garrett led the NFL with 22 tackles-for-a-loss and finished second in the league with 14 sacks this season. Garrett became the first player in NFL history to record at least 14 sacks in four consecutive seasons. Earlier this season, he joined Hall of Famer Lawrence Taylor as the only NFL players to record at least 12 sacks in five consecutive seasons. He is the only NFL player to record at least 10 sacks in each of the past seven seasons (2018-24).
- WR Jerry Jeudy led the team this season with career highs in receptions (90) and receiving yards (1,229), while adding four touchdowns. Jeudy's 90 receptions set a single-season franchise record and his 1,229 receiving yards were the fifth-most. Jeudy joined Amari Cooper (1,160 in 2022) and Odell Beckham Jr. (1,035 in 2019) as the only players in Browns history to record 1,000 receiving yards in their first season with the team.
- CB Denzel Ward led the NFL this season with 19 passes defended, while adding two interceptions. His 19 passes defended marked a career high. He is the only NFL player to record at least 10 passes defended and two interceptions in each of the past seven seasons (2018-24). Since entering the league as a first-round pick in 2018, Ward is first in the NFL with 95 passes defended. He was named the Browns 2024 Walter Payton NFL Man of the Year.
- TE David Njoku led the team with five receiving touchdowns this year, while adding 64 receptions for 505 yards. He passed WR Gary Collins for the second-most receptions in Browns history. Njoku only trails Pro Football Hall of Famer Ozzie Newsome on the team's all-time receptions list. Njoku has 30 career receiving touchdowns, the most by a Brown since the team's return in 1999 and the seventh-most in team history.
- S Rodney McLeod Jr. scored two touchdowns this season. He returned a blocked field goal 50 yards for a touchdown at Philadelphia (10/13). It was the Browns first blocked field goal returned for a touchdown since Leigh Bodden on Nov. 13, 2005. He also returned a fumble 25 yards for a score at Las Vegas (9/29).
- P Corey Bojorquez led the NFL in punts inside the 10-yard line (16) and finished third in punts inside the 20-yard line (36). Bojorquez set a franchise record with 36 punts inside the 20 this season. He finished the season with a 49.3 punt average and a 41.8 net punting average, both figures were the second-most by a Brown in a season.
- RB Jerome Ford led the team with 565 rushing yards and tied with RB Nick Chubb for the team lead with three rushing touchdowns. Ford recorded runs of 62- and 66-yards in consecutive games (Weeks 15-16). His four career 60-plus yard runs are tied with Chubb for the most by a Brown since 1999.

TEAM NOTES

• The Browns roster has 10 players who have received Pro Bowl honors. DE Myles Garrett earned his sixth Pro Bowl nod in 2024, tied for the most by any current Brown with G Joel Bitonio. WR Jerry Jeudy earned his first career Pro Bowl, while CB Denzel Ward was selected to his fourth in 2024.

BROWNS PRO BOWLERS

G Joel Bitonio (6)	2018, 2019, 2020, 2021, 2022, 2023
DE Myles Garrett (6)	2018, 2020, 2021, 2022, 2023, 2024
RB Nick Chubb (4)	2019, 2020, 2021, 2022
CB Denzel Ward (4)	2018, 2021, 2023, 2024
QB Deshaun Watson (3)	2018, 2019, 2020
G Wyatt Teller (3)	2021, 2022, 2023
WR Jerry Jeudy (1)	2024
TE David Njoku (1)	2023
LB Jeremiah Owusu-Koramoah (1)	2023
QB Jameis Winston (1)	2015

• The 2024 Browns roster had 11 former first round picks including six top-10 picks.

FORMER FIRST ROUNDERS

Round (Overall)	Player	Team	Year
1 (1)	QB Jameis Winston	Buccaneers	2015
1 (8)	T Jack Conklin	Titans	2016
1 (31)	T Germain Ifedi	Seahawks	2016
1 (1)	DE Myles Garrett	Browns	2017
1 (12)	QB Deshaun Watson	Texans	2017
1 (29)	TE David Njoku	Browns	2017
1 (4)	CB Denzel Ward	Browns	2018
1 (10)	LB Devin Bush	Steelers	2019
1 (10)	T Jedrick Wills Jr.	Browns	2020
1 (15)	WR Jerry Jeudy	Broncos	2020
1 (26)	CB Greg Newsome II	Browns	2021

AWARDS & HONORS

- Jameis Winston - Week 8 AFC Offensive Player of the Week
- Rodney McLeod Jr. - 2024 Browns Art Rooney Sportsmanship Award Winner
- Myles Garrett - Week 12 AFC Defensive Player of the Week
- Denzel Ward - Browns 2024 Walter Payton NFL Man of the Year Nominee
- Nick Chubb - 2024 Browns Ed Block Courage Award Winner
- Myles Garrett - 2024 PFWA Joe Thomas - Player of the Year Award
- Joel Bitonio - 2024 PFWA Dino Lucarelli 'Good Guy Award'
- Myles Garrett - 2024 AP First Team All-Pro

DEFENSIVE NOTES

• The Browns have gone 28 straight games without allowing a 300-yard passer, the longest active streak in the NFL.

Games without allowing a 300-yard passer

Team	Games
1. Cleveland Browns	28
2. Philadelphia Eagles	13
3t. Washington Commanders	11
3t. Tennessee Titans	11
3	

• The Browns defense led the league in third down percentage in the second half.

Third Down Percentage in the Second Half

Team	Att.	Conv.	3rd%
1. Cleveland Browns	103	32	31.1%
2. Denver Broncos	119	37	31.1%
3. Chicago Bears	103	34	33.0%
4. Seattle Seahawks	108	37	34.3%
5. Tennessee Titans	102	35	34.3%



• Since the Browns hired Defensive Coordinator Jim Schwartz in 2023, the Browns rank first in opponent first downs allowed, first in third down percentage and third in total yards allowed per game.

First Downs Allowed Since 2023

Team	Total 1st. Downs
1. Cleveland Browns	556
2. Kansas City Chiefs	628
3. Chicago Bears	633

Third Down Percentage Since 2023

Team	Att.	Conv.	3rd%
1. Cleveland Browns	454	148	32.6%
2. Detroit Lions	387	135	34.9%
3. Denver Broncos	438	155	35.4%

Total Yards Per Game Since 2023

Team	Yd/G
1. New York Jets	303.3
2. Kansas City Chiefs	305.2
3. Cleveland Browns	306.1



• In his 115th career game, DE Myles Garrett became the fourth-fastest player to record 100 sacks, but the only to accomplish the feat prior to his 29th birthday.

Fewest NFL games to reach 100 career sacks

Player	Team	Games
1. Reggie White	Philadelphia Eagles	86
2. T.J. Watt	Pittsburgh Steelers	109
3. DeMarcus Ware	Dallas Cowboys	113
4. Myles Garrett	Cleveland Browns	115

• DE Myles Garrett is the first player in NFL history to record at least 14 sacks in four consecutive seasons.

NFL Players with at least 14 Sacks in Four Consecutive Seasons

Player	Team	Years
Myles Garrett	Cleveland Browns	2020-24



**MYLES GARRETT**  
2024 Season Stats

40 tackles  
7 assists  
22 tackles-for-a-loss  
14.0 sacks  
92.0 sack yards  
1 pass defended  
3 forced fumbles  
1 fumble recovered

• DE Myles Garrett finished second in the NFL with 14.0 sacks this season.

Most Sacks in 2024

Player	Team	Total
1. Trey Hendrickson	Cincinnati	17.5
2. Myles Garrett	Cleveland	14.0
3. Nik Bonitto	Denver	13.5
4. Kyle Van Noy	Baltimore	12.5
5t. Jonathan Greenard	Minnesota	12.0
5t. Danielle Hunter	Houston	12.0
5t. Micah Parsons	Dallas	12.0

GARRETT BY THE NUMBERS

- 1 game with at least 4.0 sacks.
- 5 games with at least 3.0 sacks.
- 21 games with at least 2.0 sacks.
- 29 games with at least 1.5 sacks.

6x Pro-Bowler.



• DE Myles Garrett led the league with 22 tackles-for-a-loss in 2024.

Most Tackles-for-a-Loss in 2024

Player	Team	TFL
1. Myles Garrett	Cleveland	22
2t. Trey Hendrickson	Cincinnati	19
2t. T.J. Watt	Pittsburgh	19
4t. Jonathan Greenard	Minnesota	18
4t. Andrew Van Ginkel	Minnesota	18

• DE Myles Garrett's 102.5 sacks are the second-most recorded in the NFL since 2017.

Most NFL Sacks Since 2017

Player	Team	Games	Total
1. T.J. Watt	Pittsburgh	121	108.0
2. Myles Garrett	Cleveland	117	102.5
3. Aaron Donald	L.A. Rams	106	83.0
4. Danielle Hunter	Houston	106	81.0
5. Chris Jones	Kansas City	106	78.5



- DE Myles Garrett tied for third for the most sacks by a Brown in a season with 14.0 in 2024.

Most sacks by a Brown in a season

Player	Year	Total
1t. Myles Garrett	2022	16.0
1t. Myles Garrett	2021	16.0
3t. Myles Garrett	2024	14.0
3t. Myles Garrett	2023	14.0
3t. Reggie Camp	1984	14.0
6. Myles Garrett	2018	13.5

- DE Myles Garrett's 102.5 career sacks are the most by a Brown all time.

Most Career Sacks by a Brown

Player	Games	Sacks
1. Myles Garrett	117	102.5
2. Clay Matthews	232	62.0
3. Michael Dean Perry	109	51.5



- With his 2024 Pro Bowl selection, DE Myles Garrett has the most Pro Bowl selections by a Browns defensive player with six.

Most Pro Bowl Selections by a Browns Defensive Player

Player	Years	Total
1. Myles Garrett	2018, 2020-24	6
2t. Bob Gain	1957-59, 1961-62	5
2t. Michael Dean Perry	1989-91, 1993-94	5

- DE Myles Garrett joined Lawrence Taylor as the only NFL players to record 12 sacks in five consecutive seasons.

NFL Players with at least 12 Sacks in Five Consecutive Seasons

Player	Team	Years
Myles Garrett	Cleveland Browns	2020-24
Lawrence Taylor*	N.Y. Giants	1985-89

\*Member of Pro Football Hall of Fame

- DE Myles Garrett became the seventh player in NFL history to record at least 10 sacks in seven consecutive seasons.

NFL Players with at least 10 Sacks for Seven Consecutive Seasons

Player	Team	Years
Reggie White*	Philadelphia Eagles	1985-95
John Randle*	Minnesota Vikings	1992-99
DeMarcus Ware*	Dallas Cowboys	2006-12
Jared Allen	Minnesota Vikings	2007-13
Bruce Smith*	Buffalo Bills	1992-98
Lawrence Taylor*	N.Y. Giants	1984-90
Myles Garrett	Cleveland Browns	2018-24

\*Member of Pro Football Hall of Fame



CHUBB BY THE NUMBERS

- 30 100-yard rushing games (second most in team history).
- 51 career rushing touchdowns (third most in team history).
- 12 career games with at least two rushing touchdowns.
- 2 career games with three rushing touchdowns.
- 18-9 (.667) team record when recording at least 20 rushing attempts.
- 4x Pro-Bowler.



• RB Nick Chubb's 6,843 rushing yards is the fourth most in the NFL since 2018.

Most NFL Rushing Yards since 2018

Player	Team	Games	Total
1. Derrick Henry	Ten., Bal.	105	10,189
2. Saquon Barkley	NYG, Phi.	90	7,216
3. Josh Jacobs	Green Bay	90	6,874
4. Nick Chubb	Cleveland	85	6,843

• RB Nick Chubb has the highest amount of fourth quarter rushes of 10+ yards in the NFL since 2018 with 62.

Most 4th Quarter Rushes of 10+ Yards since 2018

Player	Team	Total
1. Nick Chubb	Cleveland	62
2. Derrick Henry	Ten., Bal.	56
3. Saquon Barkley	NYG, Phi.	49
4. Lamar Jackson	Baltimore	46

• RB Nick Chubb is fourth all-time in NFL career rushing average with 5.11 yards per carry.

Highest Career NFL RB Rushing Average

Player	Team	Total
1. Jamal Charles	K.C., Den., Jax.	5.38
2. Jim Brown	Cleveland	5.22
3. Mercury Morris	Mia., SD	5.15
4. Nick Chubb	Cleveland	5.11

• RB Nick Chubb is third all-time in career rushing yards by a Brown with 6,843.

Most Career Rushing Yards by a Brown

Player	Years	Games	Total
1. Jim Brown	1957-65	118	12,312
2. Leroy Kelly	1964-73	136	7,274
3. Nick Chubb	2018-24	85	6,843
4. Mike Pruitt	1976-84	124	6,540
5. Greg Pruitt	1973-81	118	5,496





- In 2024, WR Jerry Jeudy was selected to his first Pro Bowl after leading the team with career-highs in receptions (90) and receiving yards (1,229), while adding four touchdowns. He finished sixth in the NFL in receiving yards and 14th in receptions.
- WR Jerry Jeudy's 90 receptions are the most by a Brown in a season and his 1,229 receiving yards are the fifth-most.

Most receptions by a Brown in a season

Player	Pos.	Year	Rec.
1. Jerry Jeudy	WR	2024	90
2t. Ozzie Newsome	TE	1983	89
2t. Ozzie Newsome	TE	1984	89
2t. Kellen Winslow Jr.	TE	2006	89
5. Josh Gordon	WR	2013	87

Most receiving yards by a Brown in a season

Player	Year	Total
1. Josh Gordon	2013	1,646
2. Braylon Edwards	2007	1,289
3. Amari Cooper	2023	1,250
4. Webster Slaughter	1989	1,236
5. Jerry Jeudy	2024	1,229
6. Jarvis Landry	2019	1,174

- WR Jerry Jeudy joined Amari Cooper (1,160 in 2022) and Odell Beckham Jr. (1,035 in 2019) as the only players in Browns history to record 1,000 receiving yards in their first season with the team.



JERRY JEUDY  
2024 Season Stats

90 receptions  
1,229 receiving yards  
4 touchdowns

- WR Jerry Jeudy recorded a career-high 12 receptions for 94 yards Week 17 against the Dolphins. His 12 receptions are the third-most by a Brown in a game.

Most receptions by a Brown in a game

Player	Date	Total
1t. Josh Gordon	11/24/13	14
1t. Ozzie Newsome	10/14/84	14
3. Jerry Jeudy	12/29/24	12
4t. Seven players tied		11



1x Pro-Bowler. 

- WR Jerry Jeudy's 235 receiving yards Week 13 against the Broncos were the second-most by an NFL player in a game this year and the fourth-most by a Brown in a single game and he joined WR Josh Gordon (twice) and WR Amari Cooper as the only Browns to surpass 200 receiving yards in a game.

Most receiving yards in a game in 2024

Players	Team	Date	Total
1. Ja'Marr Chase	Cincinnati	11/7/24 at Bal.	264
2. Jerry Jeudy	Cleveland	12/2/24 at Den.	235
3. Davante Adams	New York Jets	12/15/24 vs. Jax.	198

Most receiving yards by a Brown in a game

Players	Date	Total
1. Amari Cooper	12/24/23	265
2. Josh Gordon	12/1/13	261
3. Josh Gordon	11/24/13	237
4. Jerry Jeudy	12/2/24	235
5. Ozzie Newsome	10/14/84	191

- WR Jerry Jeudy finished second in the league with an average of 96.3 receiving yards per game and third with 963 total yards since Week 8.

NFL Receiving Yards Per Game Leaders Since Week 8

Players	Team	Games	Average
1. Ja'Marr Chase	Cincinnati	10	108.8
2. Jerry Jeudy	Cleveland	10	96.3
3. Mike Evans	Tampa Bay	7	95.6

Most Receiving Yards Since Week 8

Players	Team	Games	Yard
1. Ja'Marr Chase	Cincinnati	10	1,088
2. Justin Jefferson	Minnesota	11	1,002
3. Jerry Jeudy	Cleveland	10	963





- On Oct. 20, 2024 against the Cincinnati Bengals, TE David Njoku tied a career-high with 10 receptions for 76 yards and a touchdown. Njoku recorded two receptions from three different QBs, the first player to do since Bears WR Marty Booker on Dec. 28, 2003.
- TE David Njoku's 30 career receiving touchdowns are second all-time behind Ozzie Newsome for most career receiving touchdowns by a Browns TE.


Most Career Receiving TDs by a Browns TE

Player	Years	Total
1. Ozzie Newsome	1978-90	47
2. David Njoku	2017-24	30
3. Milt Morin	1966-75	16

- TE David Njoku's 351 career receptions are second all-time behind Ozzie Newsome for most career receptions by a Brown.

Most Career Receptions by a Brown

Player	Years	Pos.	Total
1. Ozzie Newsome	1978-90	TE	662
2. David Njoku	2017-24	TE	351
3. Gary Collins	1962-74	WR	331



**DAVID NJOKU**  
2024 Season Stats

**64 receptions**  
**505 receiving yards**  
**5 touchdowns**

- TE David Njoku is third all-time in career receiving yards by a Browns TE with 3,769.

Most Career Receiving Yards by a Browns TE

Player	Years	Total
1. Ozzie Newsome	1978-90	7,980
2. Milt Morin	1966-75	4,208
3. David Njoku	2017-24	3,769

- TE David Njoku's 30 receiving touchdowns are the most receiving touchdowns by a Brown since 1999.

Most Receiving TDs by a Brown since 1999

Player	Years	Total
1. David Njoku	2017-24	30
2. Braylon Edwards	2005-09	28
3. Kevin Johnson	1999-03	23



1x Pro-Bowler. 

- In 2023, TE David Njoku was selected to his first Pro Bowl after setting career highs for receptions (81), receiving yards (882) and receiving touchdowns (six).
- TE David Njoku's 351 career receptions are most all-time by a Brown since the team returned in 1999.

Most Receptions by a Brown since 1999

Player	Years	Total
1. David Njoku	2017-24	351
2. Kevin Johnson	1999-03	315
3. Jarvis Landry	2018-21	288

- TE David Njoku is second in receiving yards by a Brown since 1999.

Most Receiving Yards by a Brown since 1999

Player	Years	Total
1. Kevin Johnson	1999-03	3,836
2. David Njoku	2017-24	3,769
3. Braylon Edwards	2005-09	3,697
4. Jarvis Landry	2018-21	3,560
5. Dennis Northcutt	2000-06	3,4384





WARD BY THE NUMBERS

- 4 career defensive touchdowns (two INT, two fumble recoveries).
- 28 career games with at least two passes defended.
- 7 career games with at least three passes defended.
- 1 career game with four passes defended.
- 17 career interceptions.
- 4x Pro-Bowler.



• CB Denzel Ward led the league this season with 19 passes defended.

Most Passes Defended in 2024

Player	Team	Total
1. Denzel Ward	Cleveland	19
2. Derek Stingley Jr.	Houston	18
3t. Mike Jackson	Carolina	17
3t. Zyon McCollum	Tampa Bay	17



DENZEL WARD

2024 Season Stats

41 tackles

8 assists

19 passes defended

2 interceptions

1 forced fumble


1 fumble recovered

• CB Denzel Ward is first in the NFL for most passes defended since 2018 with 95.

Most Passes Defended since 2018

Player	Team (s)	Total
1. Denzel Ward	Cleveland	95
2. James Bradberry	Car., NYG, Phi.	92
3. Darius Slay	Det., Phi.	87
4. Carlton Davis	Detroit	84
5. Marlon Humphrey	Baltimore	80

• The first NFL player since 1999 to have at least 10 passes defended and two interceptions in each of his first seven seasons.



• CB Denzel Ward is second in career passes defended by a Brown with 95 behind Joe Haden (101).

Most Career Passes Defended by a Brown

Player	Years	Games	Total
1. Joe Haden	2010-16	90	101
2. Denzel Ward	2018-24	95	95
3t. Daylon McCutcheon	1999-05	103	53
3t. Eric Turner	1991-95	63	53

\*Passes defended didn't become an official NFL statistic until 1994.

• With his 2024 Pro Bowl selection, CB Denzel Ward is tied for most Pro Bowls by a Browns cornerback with four.

Most Pro Bowls by a Browns Cornerback

Player	Years	Total
1t. Denzel Ward	2018, 2021, 2023-24	4
1t. Frank Minnifield	1986-89	4
3. Hanford Dixon	1986-88	3





• P Corey Bojorquez led the league this season with 4,387 punt yards.

Most Punt Yards in 2024

Player	Team	Yards
1. Corey Bojorquez	Cleveland	4,387
2. Tory Taylor	Chicago	3,911
3. Michael Dickson	Seattle	3,756
4. Ryan Stonehouse	Tennessee	3,691
5. Tommy Townsend	Houston	3,649

• P Corey Bojorquez led the league this season with 16 punts inside the 10.

Most Punts inside the 10 in 2024

Player	Team	In10
1. Corey Bojorquez	Cleveland	16
2. Tommy Townsend	Houston	15
3. Ethan Evans	L.A. Rams	14
4t. Logan Cooke	Jacksonville	13
4t. Riley Dixon	Denver	13
4t. Daniel Whelan	Green Bay	13
4t. Tory Taylor	Chicago	13

• P Corey Bojorquez was third in the league this season with 36 punts inside the 20.

Most Punts inside the 20 in 2024

Player	Team	In20
1. Matthew Hayball	New Orleans	39
2. Tommy Townsend	Houston	37
3. Corey Bojorquez	Cleveland	36
4t. Logan Cooke	Jacksonville	36
4t. Tory Taylor	Chicago	36

• P Corey Bojorquez set a franchise record with 36 punts inside the 20 this season.


Most Punts inside the 20-yard line by a Brown in a season

Player	Year	In20
1. Corey Bojorquez	2024	36
2t. Britton Colquitt	2018	32
2t. Brad Maynard	2011	32
2t. Bryan Wagner	1989	32

• P Corey Bojorquez has the longest punt in the NFL this season, hitting an 84-yard punt at Las Vegas on Sept. 29, 2024.

2024 Single Game Punting Leaders

Player	Team	Date	Lg
1. Corey Bojorquez	Cleveland	9/29/24 at LV	84
2. Ryan Rehkow	Cincinnati	9/8/24 vs. NE	80
3t. Thomas Morstead	New York Jets	10/31/24 vs. Hou.	75
3t. Ryan Stonehouse	Tennessee	10/13/24 vs. Ind.	75
3t. Bryce Baringer	New England	11/10/24 at Chi.	75



• P Corey Bojorquez finished the season with a 49.3 punt average and a 41.8 net punting average, both figures are the second-most by a Brown in a season.

Highest Single-Season Punting Avg. by a Brown

Player	Year	Total
1. Corey Bojorquez	2023	49.4
2. Corey Bojorquez	2024	49.3
3. Corey Bojorquez	2022	48.5

Highest Single-Season Net Punting Avg. by a Brown

Player	Year	Total
1. Corey Bojorquez	2023	42.5
2. Corey Bojorquez	2024	41.8
3. Jamie Gillan	2019	41.6



G JOEL BITONIO

• G Joel Bitonio's six Pro Bowl selections are tied for the fourth-most in team history, trailing only Pro Football Hall of Famers Joe Thomas (10), Jim Brown (9) and Lou Groza (9).

Most Pro Bowl Selections by a Brown

Player	Years	Total
1. Joe Thomas*	2008-17	10
2t. Jim Brown*	1958-66	9
2t. Lou Groza*	1951-56, 1958-60	9
4t. Joel Bitonio	2018-23	6
4t. Myles Garrett	2018, 2020-24	6
4t. Leroy Kelly*	1967-72	6
4t. Gene Hickerson*	1966-71	6
4t. Dick Schafrath	1964-69	6

\*Member of Pro Football Hall of Fame



6x Pro-Bowler.



• G Joel Bitonio is 13th all-time in games played by a Brown.

Most Games Played by a Brown

Player	Years	Total
12. Joe Thomas	2007-17	167
13. Joel Bitonio	2014-24	161
14. Robert Jackson	1975-85	160
15. Charley Hughlett	2014-24	152
16. Tom DeLeone	1974-84	149
17. Eddie Johnson	1981-90	147
18. Jerry Sherk	1970-81	147
19t. Charlie Hall	1971-80	146
19t. Cody Risien	1979-89	146
19t. Paul Wiggin	1957-67	146

• G Joel Bitonio is second behind T Joe Thomas (167) in most starts by a Brown since 1999 with 161.

Most Starts by a Brown since 1999

Player	Years	Total
1. T Joe Thomas	2007-17	167
2. G Joel Bitonio	2014-24	161
3. DE Myles Garrett	2017-24	114
4. DE Orpheus Roye	2000-07	102
5. C Alex Mack	2009-15	101

RB JEROME FORD

• RB Jerome Ford's four career 60-plus yard runs are tied for the most by a Brown since 1999. Ford is led the team this season with 565 rushing yards.

Most rushes of 60-plus yards by a Brown since 1999

Player	Years	Total
1t. RB Jerome Ford	2022-24	4
1t. RB Nick Chubb	2018-24	4

QB JAMEIS WINSTON

• QB Jameis Winston set a franchise single-game record with 497 passing yards, while adding four touchdown passes Week 13 against the Denver Broncos. It was a career-high for yardage for Winston and his fifth-career 400-yard passing game.

Most passing yards by a Brown in a game

Player	Date	Yards
1. Jameis Winston	12/2/24	497
2. Josh McCown	10/11/15	457
3. Brian Sipe	10/25/81	444
4. Bernie Kosar	11/23/86	414
5. Kelly Holcomb	11/28/04	413
6. Bernie Kosar	11/10/86	401
7. Baker Mayfield	10/2/18	397
8. Jameis Winston	11/17/24	395



1x Pro-Bowler.





# HEAD COACH KEVIN STEFANSKI

## CAREER HIGHLIGHTS

- Stefanski has led the team to two postseason appearances and two 11-win seasons. He joined Pro Football Hall of Famer Paul Brown (1951 and 1953) as the only coaches in team history to record multiple seasons with at least 11 regular season wins.
- Stefanski became the 16th coach to win the Associated Press NFL Coach of the Year award multiple times since its inception in 1957. Stefanski won the honors in 2020 and 2023 and joined Forrest Gregg (1976) as the only Browns coaches to win the award.
- During the Browns 77-year history, the team has surpassed 6,000 scrimmage yards in a single season just seven times, but have reached the mark in all four seasons under Stefanski. Since 2020, the Browns are third in the NFL with an average of 139.6 rushing yards per game.
- Stefanski has recorded a 24-12 (.666) record at Huntington Bank Field, while not recording a losing record at home in any season. The Browns finished 8-1 at home in 2023, a team record for wins at home.
- In his first season with the Browns, Stefanski led the team to its first playoff appearance since 2002 and first playoff victory in 26 years. He notched the most wins (11) by a first-year Browns head coach since Paul Brown had 12 in the team's inaugural season in 1946. Stefanski's 11 regular season wins were the most by a first-year head coach in 2020 and marked just the 11th time since 1970 a first-year coach has won 11 or more games. Stefanski was named the NFL Coach of the Year.



## SINCE KEVIN STEFANSKI TOOK OVER IN 2020 THE BROWNS ARE...

- 14-4 (.777)** when scoring at least 30 points, including a 5-0 mark in 2023.
- 22-6 (.785)** when scoring at least 25 points.
- 15-4 (.789)** when not committing a turnover in a game.
- 26-16 (.619)** at home, including an 8-1 mark in 2023.
- 16-5 (.762)** when attempting at least 35 rushes in a game.
- 14-4 (.777)** when recording at least four sacks in a game.
- 8-3 (.727)** when rushing for at least 200 yards in a game.

## COACHING CAREER

2005	University of Pennsylvania, football operations
2006-08	Minnesota Vikings, assistant to the head coach
2009-13	Minnesota Vikings, assistant quarterbacks
2014-15	Minnesota Vikings, tight ends coach
2016	Minnesota Vikings, running backs coach
2017-18	Minnesota Vikings, quarterbacks coach/ interim offensive coordinator
2019	Minnesota Vikings, offensive coordinator
2020-	Cleveland Browns, head coach





### **BUBBA VENTRONE | ASSISTANT HEAD COACH/SPECIAL TEAMS COORDINATOR**

Ventrone brings 19 years of coaching and playing experience in the NFL with experience in two Super Bowls. The Pittsburgh, Pa. native joined the Browns ahead of the 2023 season and aided a special teams unit that set several franchise records including 33 made field goals and a 49.4-yard punt average and three blocked field goals. Ahead of his time in Cleveland, Ventrone spent five seasons with the Indianapolis Colts guiding the unit to a top-10 finish in his last three seasons. As an assistant special teams coach with the New England Patriots from 2015-17, he was a member of the Super Bowl LI winning team.




### **JIM SCHWARTZ | DEFENSIVE COORDINATOR**

Schwartz is in his 16th season as an NFL defensive coordinator and his second with the Cleveland Browns. In his first season with the Browns, Schwartz won NFL Assistant Coach of the Year after coaching the defense to several NFL-leading categories including total defense (270.2 yards per game), passing defense (164.7 yards per game), third down percentage (67-of-230 for 29.1 percent) and first downs allowed (253). Ahead of his time in Cleveland, Schwartz was a defensive coordinator with the Philadelphia Eagles (2016-20), winning Super Bowl LII, Buffalo Bills (2014) and Tennessee Titans (2001-08). The Baltimore, Md. native served as the head coach of the Detroit Lions from 2009-13, coaching the team to a 10-6 season in 2011 and a playoff berth for the first time since 1999.



### **KEN DORSEY | OFFENSIVE COORDINATOR**

After playing quarterback for the Browns from 2006-08, Dorsey rejoined the Browns with 17 years of NFL coaching and playing experience. Prior to joining the Browns, Dorsey spent five seasons with the Bills in several capacities on offense, coaching QB Josh Allen to several NFL records including becoming the first QB in NFL history with at least 4,000 passing yards, 30 passing touchdowns and eight rushing touchdowns. As the quarterbacks coach for the Carolina Panthers from 2013-17, Dorsey aided QB Cam Newton to be named 2015 NFL MVP. As a player, Dorsey was selected by the San Francisco 49ers in the seventh round of the 2003 NFL Draft after leading Miami (Fla.) to a 38-2 record and a national championship in 2001. He spent the 2003-05 seasons in San Francisco and 2006-08 with the Browns, where he started 13 games.



### **CHAD O'SHEA | PASS GAME COORDINATOR/WIDE RECEIVERS**

O'Shea joined the Browns in 2020 and is in his 21st NFL season, winning 12 division titles, five conference championships and three Super Bowls (XLIX, LI and LIII). The Browns' offense saw Amari Cooper post back-to-back 1,000-yard seasons in 2022, the first Brown to do so. In his first season, O'Shea aided the offense to 408 points, the second most in franchise history. Previously, the Houston, Texas native spent the 2019 season as the offensive coordinator for the Miami Dolphins and 2019-18 as the New England Patriots wide receivers coach.

## 2024 CLEVELAND BROWNS COACHING STAFF



**Jeff Anderson**  
Defensive Quality Control



**Ephraim Banda**  
Safeties




**Stephen Bravo-Brown**  
Special Teams Assistant




**Callie Brownson**  
Assistant Wide Receivers



**Jacques Cesaire**  
Defensive Line




**Nick Charlton**  
Offensive Assistant/Run Game Specialist



**Andy Dickerson**  
Offensive Line



**Zach Dunn**  
Defensive Assistant




**Ashton Grant**  
Offensive Assistant/Quarterbacks




**Riley Hecklinski**  
Coordinator, Coaching Logistics




**Roy Istvan**  
Assistant Offensive Line



**Brandon Lynch**  
Cornerbacks



**Bill Musgrave**  
Senior Offensive Assistant




**Tommy Rees**  
Pass Game Specialist/Tight Ends



**Kevin Rogers**  
Senior Assistant/Special Projects



**Duce Staley**  
Running Backs



**Jason Tarver**  
Linebackers



**Jordan Thomas**  
Assistant Defensive Line



**Nemo Washington**  
Bill Willis Diversity Coaching Fellow

CLEVELAND BROWNS 2024 ALPHABETICAL ROSTER

As of Jan. 4, 2025											
NO	NAME	POS	HT	WT	DOR	AGE	EXP	COLLEGE	HOMETOWN	HOW ACO	GP/GS/DNP/1A
88	Akins, Jordan	TE	6-4	245	4/19/92	32	7	Central Florida	Locust Grove, Ga.	UFA (Hou.) - '23	17/6/0/0
35	Anusiem, Chigozie	CB	6-1	200	11/5/00	24	R	Colorado State	La Habra, Calif.	FA - '24	1/0/0/7
82	Bates, Brenden	TE	6-5	255	10/16/99	25	R	Kentucky	Cincinnati, Ohio	FA - '24	7/0/0/2*
37	Bell, D'Anthony	S	6-1	211	10/17/96	28	3	West Florida	Covington, Ga.	FA - '22	17/1/0/0
75	Bitonio, Joel	G	6-4	320	10/11/91	33	11	Nevada	Long Beach, Calif.	D2 - '14	17/17/0/0
13	Bojorquez, Corey	P	6-0	217	9/13/96	28	7	New Mexico	Bellflower, Calif.	UFA (G.B.) - '22	17/0/0/0
97	Briggs, Jowon	DT	6-1	313	9/1/01	23	R	Cincinnati	Cincinnati, Ohio	D7b - '24	6/0/0/0
30	Bush, Devin	LB	5-11	235	7/18/98	26	6	Michigan	Pembroke Pines, Fla.	UFA (Sea.) - '24	16/10/0/0
72	Christian, Geron	T	6-5	315	9/10/96	28	7	Louisville	Ocala, Fla.	FA - '24	5/0/3/0*
78	Conklin, Jack	T	6-6	308	8/17/94	30	9	Michigan State	Plainwell, Mich.	UFA (Ten.) - '20	12/12/0/5
89	Davis, Kaden	WR	6-1	193	9/25/98	26	1	Northwest Missouri State	Elisworth, Kansas	FA - '24	1/0/0/0
9	Delpit, Grant	S	6-3	208	9/20/98	26	5	Louisiana State	Houston, Texas	D2 - '20	16/16/0/1
43	Diabate, Mohamoud	LB	6-4	225	5/18/01	23	2	Utah	Auburn, Ala.	FA - '23	13/11/0/0
68	Dunn, Michael	G	6-5	315	8/28/94	30	5	Maryland	Bethesda, Md.	FA - '23	13/3/0/0
62	Dwumfour, Michael	DT	6-1	296	1/1/98	27	3	Rutgers	Scotch Plains, N.J.	FA - '24	1/0/0/0
41	Edmonds, Christopher	S	6-2	210	7/16/01	23	R	Arizona State	Phenix City, Ala.	FA - '24	2/0/0/0
23	Emerson Jr., Martin	CB	6-2	201	9/27/00	24	3	Mississippi State	Pensacola, Fla.	D3a - '22	17/15/0/0
31	Ford Jr., Mike	CB	6-0	195	8/4/95	29	7	Southeast Missouri State	Alton, Ill.	FA - '24	17/0/0/0
27	Foreman, D'Onta	RB	6-0	235	4/24/96	28	8	Texas	Texas City, Texas	FA - '24	11/3/0/6
95	Garrett, Myles	DE	6-4	272	12/29/95	29	8	Texas A&M	Arlington, Texas	D1a - '17	17/17/0/0
51	Hall, Jr., Mike	DT	6-3	300	6/13/03	21	R	Ohio State	Streetsboro, Ohio	D2 - '24	8/3/0/0
26	Harden, Myles	CB	5-11	195	12/13/01	23	R	South Dakota	Miami Gardens, Fla.	D7a - '24	4/0/0/1
33	Hickman, Ronnie	S	6-1	209	10/11/01	23	2	Ohio State	South Orange, N.J.	FA - '23	13/5/0/4
58	Hicks, Jordan	LB	6-1	235	6/27/92	32	10	Texas	Colorado Springs, Colo.	UFA (Min.) - '24	12/12/0/5
7	Hopkins, Dustin	K	6-2	210	10/1/90	34	11	Florida State	Austin, Texas	Tr. (LAC) - '23	16/0/0/1
96	Houston, James	DE	6-1	248	11/16/98	26	3	Jackson State	Fort Lauderdale, Fla.	W. (Det.) - '24	11/0/0/6
39	Hudson, Khaleke	LB	6-2	220	12/6/97	27	5	Michigan	McKeesport, Pa.	FA - '24	17/0/0/0*
65	Ifedi, Germain	T	6-5	325	6/2/94	30	9	Texas A&M	Houston, Texas	FA - '24	15/7/0/1
3	Judy, Jerry	WR	6-1	195	4/24/99	25	5	Alabama	Deerfield Beach, Fla.	Tr. (Den.) - '24	17/16/0/0
92	Kamara, Sam	DT	6-0	272	12/21/97	27	2	Stony Brook	Carteret, N.J.	FA - '24	11/1/0/2
42	Kelly Jr., John	RB	5-10	205	10/4/96	28	3	Tennessee	Detroit, Mich.	FA - '24	2/0/1/0*
57	McGuire, Isalah	DE	6-4	268	7/27/01	23	2	Missouri	Tulsa, Okla.	D4b - '23	16/3/0/1
12	McLeod, Rodney	S	5-10	185	6/23/90	34	13	Virginia	Hyattsville, Md.	FA - '23	17/5/0/0
29	Mitchell, Cameron	CB	5-11	191	9/8/01	23	2	Northwestern	Bolingbrook, Ill.	D5b - '23	17/1/0/0
8	Moore, Elijah	WR	5-10	180	3/27/00	24	4	Mississippi	Fort Lauderdale, Fla.	Tr. (NYJ) - '23	17/13/0/0
54	Okoronkwo, Ogbo	DE	6-2	250	4/24/95	29	7	Oklahoma	Gainesville, Fla.	UFA (Hou.) - '23	16/5/0/1
55	Pocic, Ethan	C	6-6	320	8/5/95	29	8	Louisiana State	Lemont, Ill.	UFA (Sea.) - '22	16/16/0/1
11	Proche II, James	WR	5-11	193	9/20/96	28	5	SMU	Dallas, Texas	FA - '24	9/0/0/0
59	Reid, Winston	LB	6-0	225	8/3/99	25	R	Weber State	St. George, Utah	FA - '24	16/3/0/0
50	Sunahara, Rex	LS	6-6	242	10/9/96	28	1	West Virginia	Bay Village, Ohio	FA - '24	12/0/0/0
77	Teller, Wyatt	G	6-4	315	11/21/94	30	7	Virginia Tech	Baeton, Va.	Tr. (Buf.) - '19	13/13/0/0
99	Thomas, Cameron	DE	6-4	265	1/7/00	25	3	San Diego State	San Diego, Calif.	W. (K.C.) - '24	9/0/1/7
17	Thompson-Robinson, Dorian	QB	6-2	203	11/14/99	25	2	UCLA	Las Vegas, Nev.	D5a - '23	7/2/4/6
1	Thornhill, Juan	S	6-0	205	10/19/95	29	6	Virginia	Altavista, Va.	UFA (K.C.) - '23	11/11/0/1
80	Thrash, Jamari	WR	6-0	190	12/19/00	24	R	Louisville	LaGrange, Ga.	D5 - '24	9/0/2/6
94	Tomlinson, Dalvin	DT	6-3	325	2/18/94	30	8	Alabama	McDonough, Ga.	UFA (Min.) - '23	16/16/0/1
21	Ward, Denzel	CB	5-11	190	4/28/97	27	7	Ohio State	Macedonia, Ohio	D1b - '18	16/16/0/0
40	Watson, Nathaniel	LB	6-0	233	9/1/00	24	R	Mississippi State	Maplesville, Ala.	D6 - '24	14/1/0/1
86	Whiteheart, Blake	TE	6-4	250	3/22/00	24	2	Wake Forest	Winston-Salem, N.C.	FA - '24	11/2/0/0
5	Winston, Jameis	QB	6-4	230	1/6/94	31	10	Florida State	Bessemer, Ala.	FA - '24	12/7/2/3
81	Woods II, Michael	WR	6-1	204	3/19/00	24	3	Oklahoma	Magnolia, Texas	D6 - '22	5/2/0/1
2	Zappe, Bailey	QB	6-1	215	4/26/99	25	3	Western Kentucky	Victoria, Texas	FA - '24	1/1/2/6
70	Zinter, Zak	G	6-6	310	4/17/01	23	R	Michigan	North Andover, Mass.	D3 - '24	17/3/0/0
Reserve/Injured (21):											
74	Adeniji, Hakeem (knee, 8/19)	T	6-4	315	12/8/97	27	5	Kansas	Garland, Texas	UFA (Min.) - '24	0/0/0/0
18	Bell, David (hip, 9/17)	WR	6-1	212	12/14/00	24	3	Purdue	Indianapolis, Ind.	D3c - '22	1/0/0/0
38	Brown II, Tony (foot, 10/29)	CB	6-0	200	7/13/95	29	7	Alabama	Beaumont, Texas	FA - '24	6/0/0/0
24	Chubb, Nick (foot, 12/18)	RB	5-11	227	12/27/95	29	7	Georgia	Cedartown, Ga.	D2b - '18	8/8/0/0
34	Ford, Jerome (ankle, 1/3)	RB	5-10	210	9/12/99	25	3	Cincinnati	Tampa, Fla.	D5 - '22	14/6/0/0/
53	Harris, Nick (ankle, 10/15)	C	6-1	293	11/13/98	26	5	Washington	Inglewood, Calif.	Tr. (Sea.) - '24	5/2/1/0
93	Harris, Shelby (elbow, 12/26)	DT	6-2	288	8/11/91	33	11	Illinois State	Milwaukee, Wis.	FA - '23	14/13/0/1
66	Hudson III, James (shoulder, 10/13)	T	6-5	313	5/13/99	25	4	Cincinnati	Toledo, Ohio	D4a - '21	4/2/0/1
47	Hughlett, Charley (ribs, 10/9)	LS	6-4	248	5/16/90	34	10	Central Florida	Tampa, Fla.	FA - '14	5/0/0/0
90	Hurst II, Maurice (ankle, 12/7)	DT	6-2	290	5/9/95	29	6	Michigan	Canton, Mass.	FA - '23	8/2/0/0
79	Jones, Dawand (leg, 11/19)	T	6-8	374	8/6/01	23	2	Ohio State	Indianapolis, Ind.	D4a - '23	10/8/0/0
0	Newsome II, Greg (hamstring, 12/10)	CB	6-0	192	5/18/00	24	4	Northwestern	Chicago, Ill.	D1 - '21	13/3/0/0
85	Njoku, David (knee, 1/3)	TE	6-4	246	7/10/96	28	8	Miami (Fla.)	Cedar Grove, N.J.	D1c - '17	11/11/0/5
6	Owusu-Koramoah, Jeremiah (neck, 11/2)	LB	6-2	221	11/4/99	25	4	Notre Dame	Hampton, Va.	D2 - '21	8/8/0/0
20	Strong Jr., Pierre (concussion, 1/3)	RB	5-11	215	12/10/98	26	3	South Dakota State	Little Rock, Ark.	Tr. (N.E.) - '23	14/0/0/2
84	Swaim, Geoff (concussion, 11/30)	TE	6-4	260	9/16/93	31	10	Texas	Chico, Calif.	FA - '24	8/2/0/1
19	Tillman, Cedric (concussion, 12/31)	WR	6-3	215	4/19/00	24	2	Tennessee	Las Vegas, Nev.	D3a - '23	11/6/0/5
4	Watson, Deshaun (Achilles, 10/22)	QB	6-3	223	9/14/95	29	8	Clemson	Gainesville, Ga.	Tr. (Hou.) - '22	7/7/0/0
71	Wills Jr., Jedrick (knee, 12/7)	T	6-4	307	5/17/99	25	5	Alabama	Lexington, Ky.	D1 - '20	5/4/0/7
91	Wright, Alex (triceps, 10/5)	DE	6-5	267	9/5/00	24	3	UAB	Elba, Ala.	D3b - '22	4/0/0/0
56	Wyppler, Luke (ankle, 8/27)	C	6-3	303	5/3/01	23	2	Ohio State	Montvale, N.J.	D6 - '23	0/0/0/0
Reserve/NFI (1):											
22	Hines, Nyheim (knee, 8/27)	RB	5-9	196	11/12/96	28	6	North Carolina State	Garner, N.C.	FA - '24	0/0/0/0
Practice squad (14):											
67	Cohen, Javion	G	6-4	322	8/8/02	22	R	Miami (Fla.)	Phenix City, Ala.	FA - '24	1/0/0/4
28	Dean, Trey	S	6-2	200	2/29/00	24	1	Florida	Hampton, Ga.	FA - '24	0/0/0/0
83	Gill, Jaelen	WR	6-0	185	11/17/99	25	R	Fresno State	Westerville, Ohio	FA - '24	0/0/0/0
25	Hallassie, Kahlef	CB	6-1	195	11/9/00	24	2	Western Kentucky	Elk Grove, Calif.	FA - '24	1/0/0/8
98	Haynes, Marcus	DE	6-4	240	4/7/98	26	1	Old Dominion	Bowie, Md.	FA - '24	0/0/0/0
36	Kibodi, Jacob	RB	6-1	225	10/4/98	26	R	Louisiana- Lafayette	Baton Rouge, La.	FA - '24	1/0/0/0
44	Latu, Cameron	TE	6-5	245	2/24/00	24	2	Alabama	Salt Lake City, Utah	FA - '24	0/0/0/0
61	Mbaeteka, Roy	T	6-8	330	2/13/00	24	1	No College	Benin City, Nigeria	FA - '24	0/0/0/0
87	McKitty, Tre'	TE	6-4	246	1/12/99	26	4	Georgia	Wesley Chapel, Fla.	FA - '24	0/0/0/0
60	Pearl, Julian	T	6-6	325	10/6/99	25	R	Illinois	Danville, Ill.	FA - '24	0/0/0/0
59	Robbins, Aiden	RB	6-2	237	12/22/00	24	R	Brigham Young	Louisville, Ky.	FA - '24	0/0/0/0
52	Smith, Elerson	DE	6-7	245	7/17/98	26	3	Northern Iowa	Minneapolis, Minn.	FA - '24	2/0/0/0
64	Tom, Cameron	C	6-4	285	6/21/95	29	4	Southern Mississippi	Baton Rouge, La.	FA - '24	0/0/0/0
69	Thompson, Lorenzo	T	6-6	305	6/21/00	24	R	Rhode Island	Syracuse, N.Y.	FA - '24	0/0/0/0

^ designated for return

\* Bates appeared in five games with the Jets, Christian appeared in one game with the Rams, Houston appeared in eight games with the Lions, K. Hudson appeared in one game with the Saints, Kelly appeared in two games with the Ravens, McGill appeared in one game with the 49ers, Patterson appeared in one game with the Jets, Thomas appeared in four games with the Chiefs.



CLEVELAND BROWNS 2024 NUMERICAL ROSTER

As of Jan. 4, 2025												
	NQ	NAME	POS	HT	WT	DOB	AGE	EXP	COLLEGE	HOMETOWN	HOW AGO	GP/GS/DNP/IA
1		Juan Thornhill	S	6-0	205	10/19/95	29	6	Virginia	Altavista, Va.	UFA (K.C.) - '23	11/11/0/1
2		Bailey Zappe	QB	6-1	215	4/26/99	25	3	Western Kentucky	Victoria, Texas	FA - '24	1/1/2/6
3		Jerry Judy	WR	6-1	195	4/24/99	25	5	Alabama	Deerfield Beach, Fla.	Tr. (Den.) - '24	17/16/0/0
5		Jameis Winston	QB	6-4	230	1/6/94	31	10	Florida State	Bessemer, Ala.	FA - '24	12/7/2/3
7		Dustin Hopkins	K	6-2	210	10/1/90	34	11	Florida State	Austin, Texas	Tr. (LAC) - '23	16/0/0/1
8		Elijah Moore	WR	5-10	180	3/27/00	24	4	Mississippi	Fort Lauderdale, Fla.	Tr. (NYJ) - '23	17/13/0/0
9		Grant Deljit	S	6-3	208	9/20/98	26	5	Louisiana State	Houston, Texas	D2 - '20	16/16/0/1
11		James Proche II	WR	5-11	193	9/20/96	28	5	SMU	Dallas, Texas	FA - '24	9/0/0/0
12		Rodney McLeod	S	5-10	185	6/23/90	34	13	Virginia	Hyattsville, Md.	FA - '23	17/5/0/0
13		Corey Bojorquez	P	6-0	217	9/13/96	28	7	New Mexico	Bellflower, Calif.	UFA (G.B.) - '22	17/0/0/0
17		Dorian Thompson-Robinson	QB	6-2	203	11/14/99	25	2	UCLA	Las Vegas, Nev.	D5a - '23	7/2/4/6
21		Denzel Ward	CB	5-11	190	4/28/97	27	7	Ohio State	Macedonia, Ohio	D1b - '18	16/16/0/0
23		Martin Emerson Jr.	CB	6-2	201	9/27/00	24	3	Mississippi State	Pensacola, Fla.	D3a - '22	17/15/0/0
26		Myles Harden	CB	5-11	195	12/13/01	23	R	South Dakota	Miami Gardens, Fla.	D7a - '24	4/0/0/1
27		D'Onta Foreman	RB	6-0	235	4/24/96	28	8	Texas	Texas City, Texas	FA - '24	11/3/0/6
29		Cameron Mitchell	CB	5-11	191	9/8/01	23	2	Northwestern	Bolingbrook, Ill.	D5b - '23	17/1/0/0
30		Devin Bush	LB	5-11	235	7/18/98	26	6	Michigan	Pembroke Pines, Fla.	UFA (Sea.) - '24	16/10/0/0
31		Mike Ford Jr.	CB	6-0	195	8/4/95	29	7	Southeast Missouri State	Alton, Ill.	FA - '24	17/0/0/0
33		Ronnie Hickman	S	6-1	209	10/11/01	23	2	Ohio State	South Orange, N.J.	FA - '23	13/5/0/4
35		Chigozie Anusiem	CB	6-1	200	11/5/00	24	R	Colorado State	La Habra, Calif.	FA - '24	1/0/0/7
37		D'Anthony Bell	S	6-1	211	10/17/96	28	3	West Florida	Covington, Ga.	FA - '22	17/1/0/0
39		Khaleke Hudson	LB	6-2	220	12/6/97	27	5	Michigan	McKeesport, Pa.	FA - '24	17/0/0/0*
40		Nathaniel Watson	LB	6-0	233	9/1/00	24	R	Mississippi State	Maplesville, Ala.	D6 - '24	14/1/0/1
41		Christopher Edmonds	S	6-2	210	7/16/01	23	R	Arizona State	Phenix City, Ala.	FA - '24	2/0/0/0
42		John Kelly Jr.	RB	5-10	205	10/4/96	28	3	Tennessee	Detroit, Mich.	FA - '24	2/0/1/0*
43		Mohamoud Diabate	LB	6-4	225	5/18/01	23	2	Utah	Auburn, Ala.	FA - '23	13/11/0/0
50		Rex Sunahara	LS	6-6	242	10/9/96	28	1	West Virginia	Bay Village, Ohio	FA - '24	12/0/0/0
51		Mike Hall Jr.	DT	6-3	300	6/13/03	21	R	Ohio State	Streetsboro, Ohio	D2 - '24	8/3/0/0
54		Ogbo Okoronkwo	DE	6-2	250	4/24/95	29	7	Oklahoma	Gainesville, Fla.	UFA (Hou.) - '23	16/5/0/1
55		Ethan Pocic	C	6-6	320	8/5/95	29	8	Louisiana State	Lemont, Ill.	UFA (Sea.) - '22	16/16/0/1
57		Isaiah McGuire	DE	6-4	268	7/27/01	23	2	Missouri	Tulsa, Okla.	D4b - '23	16/3/0/1
58		Jordan Hicks	LB	6-1	235	6/27/92	32	10	Texas	Colorado Springs, Colo.	UFA (Min.) - '24	12/12/0/5
59		Winston Reid	LB	6-0	225	8/3/99	25	R	Weber State	St. George, Utah	FA - '24	16/3/0/0
62		Michael Dwmfour	DT	6-1	296	1/1/98	27	3	Rutgers	Scotch Plains, N.J.	FA - '24	1/0/0/0
65		Germain Ifedi	T	6-5	325	6/2/94	30	9	Texas A&M	Houston, Texas	FA - '24	15/7/0/1
68		Michael Dunn	G	6-5	315	8/28/94	30	5	Maryland	Bethesda, Md.	FA - '23	13/3/0/0
70		Zak Zinter	G	6-6	310	4/17/01	23	R	Michigan	North Andover, Mass.	D3 - '24	17/3/0/0
72		Geron Christian	T	6-5	315	9/10/96	28	7	Louisville	Ocala, Fla.	FA - '24	5/0/3/0*
75		Joel Bitonio	G	6-4	320	10/11/91	33	11	Nevada	Long Beach, Calif.	D2 - '14	17/17/0/0
77		Wyatt Teller	G	6-4	315	11/21/94	30	7	Virginia Tech	Bealeton, Va.	Tr. (Buf.) - '19	13/13/0/0
78		Jack Conklin	T	6-6	308	8/17/94	30	9	Michigan State	Plainwell, Mich.	UFA (Ten.) - '20	12/12/0/5
80		Jamari Thrash	WR	6-0	190	12/19/00	24	R	Louisville	LaGrange, Ga.	D5 - '24	9/0/2/6
81		Michael Woods II	WR	6-1	204	3/19/00	24	3	Oklahoma	Magnolia, Texas	D6 - '22	5/2/0/1
82		Brenden Bates	TE	6-5	255	10/16/99	25	R	Kentucky	Cincinnati, Ohio	FA - '24	7/0/0/2*
86		Blake Whiteheart	TE	6-4	250	3/22/00	24	2	Wake Forest	Winston-Salem, N.C.	FA - '24	11/2/0/0
88		Jordan Akins	TE	6-4	245	4/19/92	32	7	Central Florida	Locust Grove, Ga.	UFA (Hou.) - '23	17/6/0/0
89		Kaden Davis	WR	6-1	193	9/25/98	26	1	Northwest Missouri State	Ellsworth, Kansas	FA - '24	1/0/0/0
92		Sam Kamara	DT	6-0	272	12/21/97	27	2	Stony Brook	Carteret, N.J.	FA - '24	11/1/0/2
94		Dalvin Tomlinson	DT	6-3	325	2/18/94	30	8	Alabama	McDonough, Ga.	UFA (Min.) - '23	16/16/0/1
95		Myles Garrett	DE	6-4	272	12/29/95	29	8	Texas A&M	Arlington, Texas	D1a - '17	17/17/0/0
96		James Houston	DE	6-1	248	11/16/98	26	3	Jackson State	Fort Lauderdale, Fla.	W. (Det.) - '24	11/0/0/6
97		Jowon Briggs	DT	6-1	313	9/1/01	23	R	Cincinnati	Cincinnati, Ohio	D7b - '24	6/0/0/0
99		Cameron Thomas	DE	6-4	265	1/7/00	25	3	San Diego State	San Diego, Calif.	W. (K.C.) - '24	9/0/1/7
Reserve/Injured (21):												
0		Greg Newsome II (hamstring, 12/10)	CB	6-0	192	5/18/00	24	4	Northwestern	Chicago, Ill.	D1 - '21	13/3/0/0
4		Deshaun Watson (Achilles, 10/22)	QB	6-3	223	9/14/95	29	8	Clemson	Gainesville, Ga.	Tr. (Hou.) - '22	7/7/0/0
6		Jeremiah Owusu-Koramoah (neck, 11/2)	LB	6-2	221	11/4/99	25	4	Notre Dame	Hampton, Va.	D2 - '21	8/8/0/0
18		David Bell (hip, 9/17)	WR	6-1	212	12/14/00	24	3	Purdue	Indianapolis, Ind.	D3c - '22	1/0/0/0
19		Cedric Tillman (concussion, 12/31)	WR	6-3	215	4/19/00	24	2	Tennessee	Las Vegas, Nev.	D3a - '23	11/6/0/5
20		Pierre Strong Jr. (concussion, 1/3)	RB	5-11	215	12/10/98	26	3	South Dakota State	Little Rock, Ark.	Tr. (N.E.) - '23	14/0/0/2
24		Nick Chubb (foot, 12/18)	RB	5-11	227	12/27/95	29	7	Georgia	Cedartown, Ga.	D2b - '18	8/8/0/0
34		Jerome Ford (ankle, 1/3)	RB	5-10	210	9/12/99	25	3	Cincinnati	Tampa, Fla.	D5 - '22	14/6/0/0/
38		Tony Brown II (foot, 10/29)	CB	6-0	200	7/13/95	29	7	Alabama	Beaumont, Texas	FA - '24	6/0/0/0
47		Charley Hughtett (ribs, 10/9)	LS	6-4	248	5/16/90	34	10	Central Florida	Tampa, Fla.	FA - '14	5/0/0/0
53		Nick Harris (ankle, 10/15)	C	6-1	293	11/13/98	26	5	Washington	Ingewood, Calif.	Tr. (Sea.) - '24	5/2/1/0
56		Luke Wypler (ankle, 8/27)	C	6-3	303	5/3/01	23	2	Ohio State	Montvale, N.J.	D6 - '23	0/0/0/0
66		James Hudson III (shoulder, 10/13)	T	6-5	313	5/13/99	25	4	Cincinnati	Toledo, Ohio	D4a - '21	4/2/0/1
71		Jedrick Willis Jr. (knee, 12/7)	T	6-4	307	5/17/99	25	5	Alabama	Lexington, Ky.	D1 - '20	5/4/0/7
74		Hakeem Adeniji (knee, 8/19)	T	6-4	315	12/8/97	27	5	Kansas	Garland, Texas	UFA (Min.) - '24	0/0/0/0
79		Dawand Jones (leg, 11/19)	T	6-8	374	8/6/01	23	2	Ohio State	Indianapolis, Ind.	D4a - '23	10/8/0/0
84		Geoff Swaim (concussion, 11/30)	TE	6-4	260	9/16/93	31	10	Texas	Chico, Calif.	FA - '24	8/2/0/1
85		David Njoku (knee, 1/3)	TE	6-4	246	7/10/96	28	8	Miami (Fla.)	Cedar Grove, N.J.	D1c - '17	11/11/0/5
90		Maurice Hurst II (ankle, 12/7)	DT	6-2	290	5/9/95	29	6	Michigan	Canton, Mass.	FA - '23	8/2/0/0
91		Alex Wright (triceps, 10/5)	DE	6-5	267	9/5/00	24	3	UAB	Elba, Ala.	D3b - '22	4/0/0/0
93		Shelby Harris (elbow, 12/26)	DT	6-2	288	8/11/91	33	11	Illinois State	Milwaukee, Wis.	FA - '23	14/13/0/1
Reserve/NFI (1):												
22		Nyheim Hines (knee, 8/27)	RB	5-9	196	11/12/96	28	6	North Carolina State	Garner, N.C.	FA - '24	0/0/0/0
Practice squad (14):												
25		Kahlel Hailassie	CB	6-1	195	11/9/00	24	2	Western Kentucky	Elk Grove, Calif.	FA - '24	1/0/0/8
28		Trey Dean	S	6-2	200	2/29/00	24	1	Florida	Hampton, Ga.	FA - '24	0/0/0/0
36		Jacob Kibodi	RB	6-1	225	10/4/98	26	R	Louisiana- Lafayette	Baton Rouge, La.	FA - '24	1/0/0/0
44		Cameron Latu	TE	6-5	245	2/24/00	24	2	Alabama	Salt Lake City, Utah	FA - '24	0/0/0/0
49		Aiden Robbins	RB	6-2	237	12/22/00	24	R	Brigham Young	Louisville, Ky.	FA - '24	0/0/0/0
52		Elerson Smith	DE	6-7	245	7/17/98	26	3	Northern Iowa	Minneapolis, Minn.	FA - '24	2/0/0/0
60		Julian Pearl	T	6-6	325	10/6/99	25	R	Illinois	Danville, Ill.	FA - '24	0/0/0/0
61		Roy Mbaeteka	T	6-8	330	2/13/00	24	1	No College	Benin City, Nigeria	FA - '24	0/0/0/0
64		Cameron Tom	C	6-4	285	6/21/95	29	4	Southern Mississippi	Baton Rouge, La.	FA - '24	0/0/0/0
67		Javion Cohen	G	6-4	322	8/8/02	22	R	Miami (Fla.)	Phenix City, Ala.	FA - '24	1/0/0/4
69		Lorenzo Thompson	T	6-6	305	6/21/00	24	R	Rhode Island	Syracuse, N.Y.	FA - '24	0/0/0/0
83		Jaelen Gill	WR	6-0	185	11/17/99	25	R	Fresno State	Westerville, Ohio	FA - '24	0/0/0/0
87		Tre' McKitty	TE	6-4	246	1/12/99	26	4	Georgia	Wesley Chapel, Fla.	FA - '24	0/0/0/0
98		Marcus Haynes	DE	6-4	240	4/7/98	26	1	Old Dominion	Bowie, Md.	FA - '24	0/0/0/0

^ designated for return

\* Bates appeared in five games with the Jets, Christian appeared in one game with the Rams, Houston appeared in eight games with the Lions, K. Hudson appeared in one game with the Saints, Kelly appeared in two games with the Ravens, McGill appeared in one game with the 49ers, Patterson appeared in one game with the Jets, Thomas appeared in four games with the Chiefs.



2024 CLEVELAND BROWNS ROSTER BY POSITION

ROSTER SIZE: 75										
QUARTERBACKS (4)		POS	HT	WT	DOB	AGE	EXP	COLLEGE	HOMETOWN	HOW ACO
17	Thompson-Robinson, Dorian	QB	6-2	203	11/14/99	25	2	UCLA	Las Vegas, Nev.	D5a - '23
* 4	Watson, Deshaun	QB	6-3	223	9/14/95	29	8	Clemson	Gainesville, Ga.	Tr. (Hou.) - '22
5	Winston, Jameis	QB	6-4	230	1/6/94	31	10	Florida State	Bessemer, Ala.	FA - '24
2	Zappe, Bailey	QB	6-1	215	4/26/99	25	3	Western Kentucky	Victoria, Texas	FA - '24
RUNNING BACKS (6)										
* 24	Chubb, Nick	RB	5-11	227	12/27/95	29	7	Georgia	Cedartown, Ga.	D2b - '18
* 34	Ford, Jerome	RB	5-10	210	9/12/99	25	3	Cincinnati	Tampa, Fla.	D5 - '22
27	Foreman, D'Onta	RB	6-0	235	4/24/96	28	8	Texas	Texas City, Texas	FA - '24
* 22	Hines, Nyheim	RB	5-9	196	11/12/96	28	6	North Carolina State	Garner, N.C.	FA - '24
42	Kelly Jr., John	RB	5-10	205	10/4/96	28	3	Tennessee	Detroit, Mich.	FA - '24
* 20	Strong Jr., Pierre	RB	5-11	215	12/10/98	26	3	South Dakota State	Little Rock, Ark.	Tr. (N.E.) - '23
WIDE RECEIVERS (8)										
* 18	Bell, David	WR	6-1	212	12/14/00	24	3	Purdue	Indianapolis, Ind.	D3c - '22
89	Davis, Kaden	WR	6-1	193	9/25/98	26	1	Northwest Missouri State	Elsworth, Kansas	FA - '24
3	Judy, Jerry	WR	6-1	195	4/24/99	25	5	Alabama	Deerfield Beach, Fla.	Tr. (Den.) - '24
8	Moore, Elijah	WR	5-10	180	3/27/00	24	4	Mississippi	Fort Lauderdale, Fla.	Tr. (NYJ) - '23
11	Proche II, James	WR	5-11	193	9/20/96	28	5	SMU	Dallas, Texas	FA - '24
80	Thrash, Jamari	WR	6-0	190	12/19/00	24	R	Louisville	LaGrange, Ga.	D5 - '24
* 19	Tillman, Cedric	WR	6-3	215	4/19/00	24	2	Tennessee	Las Vegas, Nev.	D3a - '23
81	Woods II, Michael	WR	6-1	204	3/19/00	24	3	Oklahoma	Magnolia, Texas	D6 - '22
TIGHT ENDS (5)										
88	Akins, Jordan	TE	6-4	245	4/19/92	32	7	Central Florida	Locust Grove, Ga.	UFA (Hou.) - '23
82	Bates, Brenden	TE	6-5	255	10/16/99	25	R	Kentucky	Cincinnati, Ohio	FA - '24
* 85	Njoku, David	TE	6-4	246	7/10/96	28	8	Miami (Fla.)	Cedar Grove, N.J.	D1c - '17
* 84	Swaim, Geoff	TE	6-4	260	9/16/93	31	10	Texas	Chico, Calif.	FA - '24
86	Whiteheart, Blake	TE	6-4	250	3/22/00	24	2	Wake Forest	Winston-Salem, N.C.	FA - '24
OFFENSIVE LINEMEN (14)										
* 74	Adeniji, Hakeem	T	6-4	315	12/8/97	27	5	Kansas	Garland, Texas	UFA (Min.) - '24
75	Biltonio, Joel	G	6-4	320	10/11/91	33	11	Nevada	Long Beach, Calif.	D2 - '14
72	Christian, Geron	T	6-5	315	9/10/96	28	7	Louisville	Ocala, Fla.	FA - '24
78	Conklin, Jack	T	6-6	308	8/17/94	30	9	Michigan State	Plainwell, Mich.	UFA (Ten.) - '20
68	Dunn, Michael	G	6-5	315	8/28/94	30	5	Maryland	Bethesda, Md.	FA - '23
* 53	Harris, Nick	C	6-1	293	11/13/98	26	5	Washington	Inglewood, Calif.	Tr. (Sea.) - '24
* 66	Hudson III, James	T	6-5	313	5/13/99	25	4	Cincinnati	Toledo, Ohio	D4a - '21
65	Ifedi, Germain	T	6-5	325	6/2/94	30	9	Texas A&M	Houston, Texas	FA - '24
* 79	Jones, Dawand	T	6-8	374	8/6/01	23	2	Ohio State	Indianapolis, Ind.	D4a - '23
55	Pocic, Ethan	C	6-6	320	8/5/95	29	8	Louisiana State	Lemont, Ill.	UFA (Sea.) - '22
77	Teller, Wyatt	G	6-4	315	11/21/94	30	7	Virginia Tech	Beaeton, Va.	Tr. (Buf.) - '19
* 71	Willis Jr., Jeddric	T	6-4	307	5/17/99	25	5	Alabama	Lexington, Ky.	D1 - '20
* 56	Wyppler, Luke	C	6-3	303	5/3/01	23	2	Ohio State	Montvale, N.J.	D6 - '23
70	Zinter, Zak	G	6-6	310	4/17/01	23	R	Michigan	North Andover, Mass.	D3 - '24
DEFENSIVE LINEMEN (13)										
97	Briggs, Jowon	DT	6-1	313	9/1/01	23	R	Cincinnati	Cincinnati, Ohio	D7b - '24
62	Dwumfour, Michael	DT	6-1	296	1/1/98	27	3	Rutgers	Scotch Plains, N.J.	FA - '24
95	Garrett, Myles	DE	6-4	272	12/29/95	29	8	Texas A&M	Arlington, Texas	D1a - '17
51	Hall, Jr., Mike	DT	6-3	300	6/13/03	21	R	Ohio State	Streetsboro, Ohio	D2 - '24
* 93	Harris, Shelby	DT	6-2	288	8/11/91	33	11	Illinois State	Milwaukee, Wis.	FA - '23
96	Houston, James	DE	6-1	248	11/16/98	26	3	Jackson State	Fort Lauderdale, Fla.	W. (Det.) - '24
* 90	Hurst II, Maurice	DT	6-2	290	5/9/95	29	6	Michigan	Canton, Mass.	FA - '23
92	Kamara, Sam	DT	6-0	272	12/21/97	27	2	Stony Brook	Carteret, N.J.	FA - '24
57	McGuire, Isaiah	DE	6-4	268	7/27/01	23	2	Missouri	Tulsa, Okla.	D4b - '23
54	Okoronkwo, Ogbo	DE	6-2	250	4/24/95	29	7	Oklahoma	Gainesville, Fla.	UFA (Hou.) - '23
99	Thomas, Cameron	DE	6-4	265	1/7/00	25	3	San Diego State	San Diego, Calif.	W. (K.C.) - '24
94	Tomlinson, Dalvin	DT	6-3	325	2/18/94	30	8	Alabama	McDonough, Ga.	UFA (Min.) - '23
* 91	Wright, Alex	DE	6-5	267	9/5/00	24	3	UAB	Elba, Ala.	D3b - '22
LINEBACKERS (7)										
30	Bush, Devin	LB	5-11	235	7/18/98	26	6	Michigan	Pembroke Pines, Fla.	UFA (Sea.) - '24
43	Diabate, Mohamoud	LB	6-4	225	5/18/01	23	2	Utah	Auburn, Ala.	FA - '23
58	Hicks, Jordan	LB	6-1	235	6/27/92	32	10	Texas	Colorado Springs, Colo.	UFA (Min.) - '24
39	Hudson, Khaleke	LB	6-2	220	12/6/97	27	5	Michigan	McKeesport, Pa.	FA - '24
* 6	Owusu-Koramoah, Jeremiah	LB	6-2	221	11/4/99	25	4	Notre Dame	Hampton, Va.	D2 - '21
59	Reid, Winston	LB	6-0	225	8/3/99	25	R	Weber State	St. George, Utah	FA - '24
40	Watson, Nathaniel	LB	6-0	233	9/1/00	24	R	Mississippi State	Maplesville, Ala.	D6 - '24
DEFENSIVE BACKS (14)										
35	Anusiem, Chigozie	CB	6-1	200	11/5/00	24	R	Colorado State	La Habra, Calif.	FA - '24
37	Bell, D'Anthony	S	6-1	211	10/17/96	28	3	West Florida	Covington, Ga.	FA - '22
* 38	Brown II, Tony	CB	6-0	200	7/13/95	29	7	Alabama	Beaumont, Texas	FA - '24
9	Delpit, Grant	S	6-3	208	9/20/98	26	5	Louisiana State	Houston, Texas	D2 - '20
41	Edmonds, Christopher	S	6-2	210	7/16/01	23	R	Arizona State	Phenix City, Ala.	FA - '24
23	Emerson Jr., Martin	CB	6-2	201	9/27/00	24	3	Mississippi State	Pensacola, Fla.	D3a - '22
31	Ford Jr., Mike	CB	6-0	195	8/4/95	29	7	Southeast Missouri State	Alton, Ill.	FA - '24
26	Harden, Myles	CB	5-11	195	12/13/01	23	R	South Dakota	Miami Gardens, Fla.	D7a - '24
33	Hickman, Ronnie	S	6-1	209	10/11/01	23	2	Ohio State	South Orange, N.J.	FA - '23
12	McLeod, Rodney	S	5-10	185	6/23/90	34	13	Virginia	Hyattsville, Md.	FA - '23
29	Mitchell, Cameron	CB	5-11	191	9/8/01	23	2	Northwestern	Bolingbrook, Ill.	D5b - '23
* 0	Newsome II, Greg	CB	6-0	192	5/18/00	24	4	Northwestern	Chicago, Ill.	D1 - '21
1	Thornhill, Juan	S	6-0	205	10/19/95	29	6	Virginia	Altavista, Va.	UFA (K.C.) - '23
21	Ward, Denzel	CB	5-11	190	4/28/97	27	7	Ohio State	Macedonia, Ohio	D1b - '18
SPECIALISTS (4)										
13	Bojorquez, Corey	P	6-0	217	9/13/96	28	7	New Mexico	Bellflower, Calif.	UFA (G.B.) - '22
7	Hopkins, Dustin	K	6-2	210	10/1/90	34	11	Florida State	Austin, Texas	Tr. (LAC) - '23
* 47	Hughlett, Charley	LS	6-4	248	5/16/90	34	10	Central Florida	Tampa, Fla.	FA - '14
50	Sunahara, Rex	LS	6-6	242	10/9/96	28	1	West Virginia	Bay Village, Ohio	FA - '24

\* Denotes player on a reserve list

2024 CLEVELAND BROWNS ROSTER BY EXPERIENCE

Roster Size: 75											
	NO	NAME	POS	HT	WT	DOB	AGE	EXP	COLLEGE	HOMETOWN	HOW ACO
13th Year (1)	12	McLeod, Rodney	S	5-10	185	6/23/90	34	13	Virginia	Hyattsville, Md.	FA - '23
11th Year (3)	75	Bitonio, Joel	G	6-4	320	10/11/91	33	11	Nevada	Long Beach, Calif.	D2 - '14
	* 93	Harris, Shelby	DT	6-2	288	8/11/91	33	11	Illinois State	Milwaukee, Wis.	FA - '23
	7	Hopkins, Dustin	K	6-2	210	10/1/90	34	11	Florida State	Austin, Texas	Tr. (LAC) - '23
10th Year (4)	58	Hicks, Jordan	LB	6-1	235	6/27/92	32	10	Texas	Colorado Springs, Colo.	UFA (Min.) - '24
	* 47	Hughlett, Charley	LS	6-4	248	5/16/90	34	10	Central Florida	Tampa, Fla.	FA - '14
	* 84	Swalm, Geoff	TE	6-4	260	9/16/93	31	10	Texas	Chico, Calif.	FA - '24
	5	Winston, Jameis	QB	6-4	230	1/6/94	31	10	Florida State	Bessemer, Ala.	FA - '24
9th Year (2)	78	Conklin, Jack	T	6-6	308	8/17/94	30	9	Michigan State	Plainwell, Mich.	UFA (Ten.) - '20
	65	Iredi, Germain	T	6-5	325	6/2/94	30	9	Texas A&M	Houston, Texas	FA - '24
8th Year (6)	27	Foreman, D'Onta	RB	6-0	235	4/24/96	28	8	Texas	Texas City, Texas	FA - '24
	* 95	Garrett, Myles	DE	6-4	272	12/29/95	29	8	Texas A&M	Arlington, Texas	D1a - '17
	85	Njoku, David	TE	6-4	246	7/10/96	28	8	Miami (Fla.)	Cedar Grove, N.J.	D1c - '17
	55	Pocic, Ethan	C	6-6	320	8/5/95	29	8	Louisiana State	Lemont, Ill.	UFA (Sea.) - '22
	94	Tomlinson, Dalvin	DT	6-3	325	2/18/94	30	8	Alabama	McDonough, Ga.	UFA (Min.) - '23
	* 4	Watson, Deshaun	QB	6-3	223	9/14/95	29	8	Clemson	Gainesville, Ga.	Tr. (Hou.) - '22
7th Year (9)	88	Akins, Jordan	TE	6-4	245	4/19/92	32	7	Central Florida	Locust Grove, Ga.	UFA (Hou.) - '23
	13	Bojorquez, Corey	P	6-0	217	9/13/96	28	7	New Mexico	Bellflower, Calif.	UFA (G.B.) - '22
	* 38	Brown II, Tony	CB	6-0	200	7/13/95	29	7	Alabama	Beaumont, Texas	FA - '24
	72	Christian, Geron	T	6-5	315	9/10/96	28	7	Louisville	Ocala, Fla.	FA - '24
	* 24	Chubb, Nick	RB	5-11	227	12/27/95	29	7	Georgia	Cedartown, Ga.	D2b - '18
	31	Ford Jr., Mike	CB	6-0	195	8/4/95	29	7	Southeast Missouri State	Alton, Ill.	FA - '24
	54	Okoronkwo, Ogbo	DE	6-2	250	4/24/95	29	7	Oklahoma	Gainesville, Fla.	UFA (Hou.) - '23
	77	Teller, Wyatt	G	6-4	315	11/21/94	30	7	Virginia Tech	Beaeton, Va.	Tr. (Buf.) - '19
	21	Ward, Denzel	CB	5-11	190	4/28/97	27	7	Ohio State	Macedonia, Ohio	D1b - '18
6th Year (4)	30	Bush, Devin	LB	5-11	235	7/18/98	26	6	Michigan	Pembroke Pines, Fla.	UFA (Sea.) - '24
	* 22	Hines, Nyheim	RB	5-9	196	11/12/96	28	6	North Carolina State	Garner, N.C.	FA - '24
	* 90	Hurst II, Maurice	DT	6-2	290	5/9/95	29	6	Michigan	Canton, Mass.	FA - '23
	1	Thornhill, Juan	S	6-0	205	10/19/95	29	6	Virginia	Altavista, Va.	UFA (K.C.) - '23
5th Year (8)	* 74	Adeniji, Hakeem	T	6-4	315	12/8/97	27	5	Kansas	Garland, Texas	UFA (Min.) - '24
	9	Delpit, Grant	S	6-3	208	9/20/98	26	5	Louisiana State	Houston, Texas	D2 - '20
	68	Dunn, Michael	G	6-5	315	8/28/94	30	5	Maryland	Bethesda, Md.	FA - '23
	* 53	Harris, Nick	C	6-1	293	11/13/98	26	5	Washington	Inglewood, Calif.	Tr. (Sea.) - '24
	39	Hudson, Khaleke	LB	6-2	220	12/6/97	27	5	Michigan	McKeesport, Pa.	FA - '24
	3	Judy, Jerry	WR	6-1	195	4/24/99	25	5	Alabama	Deerfield Beach, Fla.	Tr. (Den.) - '24
	11	Proche II, James	WR	5-11	193	9/20/96	28	5	SMU	Dallas, Texas	FA - '24
	* 71	Willis Jr., Jedrick	T	6-4	307	5/17/99	25	5	Alabama	Lexington, Ky.	D1 - '20
4th Year (4)	* 66	Hudson III, James	T	6-5	313	5/13/99	25	4	Cincinnati	Toledo, Ohio	D4a - '21
	8	Moore, Elijah	WR	5-10	180	3/27/00	24	4	Mississippi	Fort Lauderdale, Fla.	Tr. (NY) - '23
	* 0	Newsome II, Greg	CB	6-0	192	5/18/00	24	4	Northwestern	Chicago, Ill.	D1 - '21
	* 6	Owusu-Koramoah, Jeremiah	LB	6-2	221	11/4/99	25	4	Notre Dame	Hampton, Va.	D2 - '21
3rd Year (12)	37	Bell, D'Anthony	S	6-1	211	10/17/96	28	3	West Florida	Covington, Ga.	FA - '22
	* 18	Bell, David	WR	6-1	212	12/14/00	24	3	Purdue	Indianapolis, Ind.	D3c - '22
	62	Dwumfour, Michael	DT	6-1	296	1/1/98	27	3	Rutgers	Scotch Plains, N.J.	FA - '24
	23	Emerson Jr., Martin	CB	6-2	201	9/27/00	24	3	Mississippi State	Pensacola, Fla.	D3a - '22
	* 34	Ford, Jerome	RB	5-10	210	9/12/99	25	3	Cincinnati	Tampa, Fla.	D5 - '22
	96	Houston, James	DE	6-1	248	11/16/98	26	3	Jackson State	Fort Lauderdale, Fla.	W. (Det.) - '24
	42	Kelly Jr., John	RB	5-10	205	10/4/96	28	3	Tennessee	Detroit, Mich.	FA - '24
	* 20	Strong Jr., Pierre	RB	5-11	215	12/10/98	26	3	South Dakota State	Little Rock, Ark.	Tr. (N.E.) - '23
	99	Thomas, Cameron	DE	6-4	265	1/7/00	25	3	San Diego State	San Diego, Calif.	W. (K.C.) - '24
	81	Woods II, Michael	WR	6-1	204	3/19/00	24	3	Oklahoma	Magnolia, Texas	D6 - '22
	* 91	Wright, Alex	DE	6-5	267	9/5/00	24	3	UAB	Elba, Ala.	D3b - '22
	2	Zappe, Bailey	QB	6-1	215	4/26/99	25	3	Western Kentucky	Victoria, Texas	FA - '24
2nd Year (10)	43	Diabate, Mohamoud	LB	6-4	225	5/18/01	23	2	Utah	Auburn, Ala.	FA - '23
	33	Hickman, Ronnie	S	6-1	209	10/11/01	23	2	Ohio State	South Orange, N.J.	FA - '23
	* 79	Jones, Dawand	T	6-8	374	8/6/01	23	2	Ohio State	Indianapolis, Ind.	D4a - '23
	92	Kamara, Sam	DT	6-0	272	12/21/97	27	2	Stony Brook	Carteret, N.J.	FA - '24
	57	McGuire, Isalah	DE	6-4	268	7/27/01	23	2	Missouri	Tulsa, Okla.	D4b - '23
	29	Mitchell, Cameron	CB	5-11	191	9/8/01	23	2	Northwestern	Bolingbrook, Ill.	D5b - '23
	17	Thompson-Robinson, Dorian	QB	6-2	203	11/14/99	25	2	UCLA	Las Vegas, Nev.	D5a - '23
	* 19	Tillman, Cedric	WR	6-3	215	4/19/00	24	2	Tennessee	Las Vegas, Nev.	D3a - '23
	86	Whiteheart, Blake	TE	6-4	250	3/22/00	24	2	Wake Forest	Winston-Salem, N.C.	FA - '24
1st Year (2)	* 56	Wypler, Luke	C	6-3	303	5/3/01	23	2	Ohio State	Montvale, N.J.	D6 - '23
	89	Davis, Kaden	WR	6-1	193	9/25/98	26	1	Northwest Missouri State	Ellsworth, Kansas	FA - '24
Rookie (10)	50	Sunahara, Rex	LS	6-6	242	10/9/96	28	1	West Virginia	Bay Village, Ohio	FA - '24
	35	Anusiem, Chigozie	CB	6-1	200	11/5/00	24	R	Colorado State	La Habra, Calif.	FA - '24
	82	Bates, Brenden	TE	6-5	295	10/16/99	25	R	Cincinnati, Ohio	Cincinnati, Ohio	FA - '24
	97	Briggs, Jowon	DT	6-1	313	9/1/01	23	R	Cincinnati	Cincinnati, Ohio	D7b - '24
	41	Edmonds, Christopher	S	6-2	210	7/16/01	23	R	Arizona State	Phenix City, Ala.	FA - '24
	51	Hall, Jr., Mike	DT	6-3	300	6/13/03	21	R	Ohio State	Streetsboro, Ohio	D2 - '24
	26	Harden, Myles	CB	5-11	195	12/13/01	23	R	South Dakota	Miami Gardens, Fla.	D7a - '24
	59	Reid, Winston	LB	6-0	225	8/3/99	25	R	Weber State	St. George, Utah	FA - '24
	80	Thrash, Jamari	WR	6-0	190	12/19/00	24	R	Louisville	LaGrange, Ga.	D5 - '24
	40	Watson, Nathaniel	LB	6-0	233	9/1/00	24	R	Mississippi State	Maplesville, Ala.	D6 - '24
	70	Zinter, Zak	G	6-6	310	4/17/01	23	R	Michigan	North Andover, Mass.	D3 - '24

\* Denotes player on a reserve list

## HOW THE BROWNS WERE BUILT

[illegible]

\* Denotes player on a reserve list

**Roster breakdown:**

27 draft picks (5 first round picks, 5 2nd round picks, 5 3rd round picks, 2 4th round picks, 5 5th round picks, 3 6th round picks, 2 7th round picks),  
40 free agents (10 unrestricted free agents, 4 undrafted free agents, 26 street free agents).  
7 via trade.  
2 via waivers.



OFFENSE

WR	81 Michael Woods II	<u>80 Jamari Thrash</u>	
LT	65 Germain Ifedi	72 Geron Christian	
LG	75 Joel Bitonio	<u>70 Zak Zinter</u>	
C	55 Ethan Pocic		
RG	77 Wyatt Teller	68 Michael Dunn	
RT	78 Jack Conklin		
TE	88 Jordan Akins	86 Blake Whiteheart	82 Brenden Bates
QB	2 Bailey Zappe	17 Dorian Thompson-Robinson	(5 Jameis Winston)
RB	27 D'Onta Foreman	42 John Kelly Jr.	
WR	8 Elijah Moore	11 James Proche II	
WR	3 Jerry Jeudy	89 Kaden Davis	

DEFENSE

DE	95 Myles Garrett	99 Cameron Thomas	96 James Houston
DT	(94 Dalvin Tomlinson)	92 Sam Kamara	62 Michael Drumfour
DT	<u>(51 Mike Hall Jr.)</u>	<u>97 Jowon Briggs</u>	
DE	54 Ogbo Okoronkwo	57 Isaiah McGuire	
LB	43 Mohamoud Diabate	39 Khaleke Hudson	
LB	(58 Jordan Hicks)	<u>40 Nathaniel Watson</u>	
LB	30 Devin Bush	<u>59 Winston Reid</u>	
CB	23 Martin Emerson Jr.	<u>26 Myles Harden</u>	<u>35 Chigozie Anusiem</u>
CB	21 Denzel Ward	29 Cameron Mitchell	31 Mike Ford Jr.
S	9 Grant Delpit	33 Ronnie Hickman	37 D'Anthony Bell
S	1 Juan Thornhill	12 Rodney McLeod	<u>41 Christopher Edmonds</u>

SPECIAL TEAMS

P	13 Corey Bojorquez
K	7 Dustin Hopkins
H	13 Corey Bojorquez
KR	42 John Kelly Jr.
PR	11 James Proche II
LS	50 Rex Sunahara

Rookies are underlined  
Injured players are in [brackets]

PRONUNCIATION GUIDE

Jordan <u>AKINS</u>	AIK-ins	<u>GERMAIN IFEDI</u>	jer-MANE iff-FED-ee
<u>CHIGOZIE ANUSIEM</u>	CHIH-go-zay uh-NOO-see-uhm	Jerry <u>JEUDY</u>	JUDY
Joel <u>BITONIO</u>	buh-TONE-ee-oh	Rodney <u>MCLEOD</u>	muh-CLOUD
Corey <u>BOJORQUEZ</u>	boh-HORK-ezz	David <u>NJOKU</u>	nuh-JOE-koo
<u>JOWON</u> Briggs	JOE-whan	<u>OGBO OKORONKWO</u>	OH-bow oh-kor-RON-kwo
<u>GERON</u> Christian	JAIR-ehn	Ethan <u>POCIC</u>	POH-sick
<u>MOHAMOUD DIABATE</u>	mah-MOOD dee-ah-BAH-tay	Rex <u>SUNAHARA</u>	soon-uh-HAR-uh
<u>D'ONTA</u> Foreman	dee-ON-tay	<u>JAMARI</u> Thrash	juh-MAR-ee
<u>KHALEKE</u> Hudson	kuh-LEAK	Bailey <u>ZAPPE</u>	ZAP-ee

2024 PARTICIPATION CHART

Players	2024 CLEVELAND BROWNS PARTICIPATION REPORT																		GP	GS	DNP	IA
	vs. DAL	at JAX	vs. NYG	at LV	at WAS	at PHI	vs. CIN	vs. BLT	vs. IAC	at NO	vs. PIT	at DEN	at PIT	vs. KC	at CIN	vs. MIA	at BLT					
	9/8	9/15	9/22	9/29	10/6	10/13	10/20	10/27	11/3	11/17	11/24	12/2	12/9	12/15	12/22	12/29	12/31					
Adeniji, Hakem	IR	IR	IR	IR	IR	IR	IR	IR	IR	IR	IR	IR	IR	IR	IR	IR	IR	0	0	0	0	
Akins, Jordan	X	X	TE	TE	X	X	X	X	X	X	TE	X	TE	X	TE	TE	TE	17	6	0	0	
Anusiem, Chigozie	NOT	NOT	NOT	NOT	NOT	NOT	NOT	NOT	NOT	IA	IA	IA	IA	IA	IA	IA	X	1	0	0	7	
Barrett, Michael	NOT	PS	PS	PS	PS	NOT	NOT	NOT	NOT	NOT	NOT	NOT	NOT	NOT	NOT	NOT	NOT	0	0	0	0	
Bates, Brenden	NOT	NOT	NOT	NOT	NOT	NOT	NOT	NOT	NOT	NOT	NOT	NOT	NOT	NOT	IA	X	X	7	0	0	2	
Bell, D'Anthony	X	X	X	X	X	S	X	X	X	X	X	X	X	X	X	X	X	17	1	0	0	
Bell, David	PS	X	IR	IR	IR	IR	IR	IR	IR	IR	IR	IR	IR	IR	IR	IR	IR	1	0	0	0	
Bitonio, Joel	LG	LG	LG	LG	LG	LG	LG	LG	LG	LG	LG	LG	LG	LG	LG	LG	LG	17	17	0	0	
Bojorquez, Corey	X	X	X	X	X	X	X	X	X	X	X	X	X	X	X	X	X	17	0	0	0	
Bouyer-Randle, Brandon	IR	IR	IR	IR	IR	IR	IR	IR	IR	IR	IR	IR	IR	IR	IR	IR	IR	0	0	0	0	
Briggs, Jowon	PS	PS	PS	PS	PS	PS	PS	PS	PS	PS	X	X	X	X	X	X	X	6	0	0	0	
Brightwell, Gary	PS	PS	X	X	PS	PS	NOT	PS	NOT	NOT	NOT	NOT	NOT	NOT	NOT	NOT	NOT	2	0	0	0	
Brown II, Tony	PS	PS	X	X	X	X	X	X	IR	IR	IR	IR	IR	IR	IR	IR	IR	6	0	0	0	
Bush, Devin	X	X	LB	X	ILB	X	LB	LB	LB	LB	LB	LB	LB	X	LB	X	IA	16	10	0	1	
Christian, Geran	NOT	NOT	NOT	NOT	NOT	NOT	NOT	NOT	NOT	NOT	DNP	DNP	DNP	X	X	X	X	5	0	3	0	
Chubb, Nick	PUP	PUP	PUP	PUP	PUP	PUP	RB	RB	RB	RB	RB	RB	RB	RB	RB	IR	IR	8	8	0	0	
Cohen, Javion	IA	IA	IA	X	IA	PS	PS	PS	PS	PS	PS	PS	PS	PS	PS	PS	PS	1	0	0	4	
Cooklin, Jack	IA	IA	IA	IA	IA	RT	RT	RT	RT	RT	RT	RT	RT	RT	RT	RT	RT	12	12	0	5	
Cooper, Amari	WR	WR	WR	WR	WR	WR	WR	NOT	NOT	NOT	NOT	NOT	NOT	NOT	NOT	NOT	NOT	6	6	0	0	
Darden, Jaelen	X	NOT	PS	PS	PS	X	WR	X	X	IA	X	X	NOT	NOT	NOT	NOT	NOT	7	1	0	1	
Davis, Kaden	NOT	NOT	NOT	NOT	NOT	NOT	NOT	NOT	NOT	NOT	NOT	NOT	NOT	NOT	NOT	NOT	NOT	1	0	0	0	
Dean, Trey	NOT	NOT	NOT	NOT	NOT	PS	PS	PS	PS	PS	PS	PS	PS	PS	PS	PS	PS	0	0	0	0	
Delpit, Grant	S	S	S	S	S	IA	S	S	S	S	S	S	S	S	S	S	S	16	16	0	1	
Diabate, Mohamoud	X	IR	IR	IR	IR	LB	X	LB	LB	LB	LB	LB	LB	LB	LB	LB	LB	13	11	0	0	
Dunn, Michael	NFI	NFI	NFI	NFI	X	RG	RG	X	X	X	X	X	X	X	X	OL	X	13	3	0	0	
Dwumfour, Michael	NOT	NOT	NOT	NOT	NOT	NOT	NOT	NOT	NOT	NOT	NOT	NOT	PS	NOT	NOT	PS	X	1	0	0	0	
Edmonds, Christopher	PS	PS	PS	PS	PS	X	PS	PS	PS	PS	PS	PS	PS	PS	PS	PS	PS	X	2	0	0	0
Emerson Jr., Martin	CB	CB	CB	CB	CB	CB	CB	X	CB	CB	CB	CB	CB	CB	X	CB	CB	17	15	0	0	
Fields II, Tony	X	IR	IR	IR	IR	IR	IR	NOT	NOT	NOT	NOT	NOT	NOT	NOT	NOT	NOT	NOT	1	0	0	0	
Ford, Jerome	RB	X	RB	RB	X	RB	IA	IA	X	X	X	X	X	X	RB	RB	IR	14	6	0	2	
Ford Jr., Mike	X	X	X	X	X	X	X	X	X	X	X	X	X	X	X	X	X	17	0	0	0	
Foreman, D'Tonta	X	RB	X	X	RB	X	X	X	IA	IA	IA	IA	IA	IA	X	X	RB	11	3	0	6	
Freeman, Royce	NOT	NOT	PS	PS	PS	NOT	NOT	NOT	NOT	NOT	NOT	NOT	NOT	NOT	NOT	NOT	NOT	0	0	0	0	
Garrett, Myles	DE	DE	DE	DE	DE	DE	DE	DE	DE	DE	DE	DE	DE	DE	DE	DE	DE	17	17	0	0	
Gill, Isiah	NOT	NOT	NOT	NOT	NOT	NOT	NOT	NOT	NOT	NOT	NOT	NOT	NOT	PS	PS	PS	PS	0	0	0	0	
Griffin, Tula	PS	NOT	NOT	NOT	NOT	NOT	NOT	NOT	NOT	NOT	NOT	NOT	NOT	NOT	NOT	NOT	NOT	0	0	0	0	
Gutierrez, Sebastian	NOT	NOT	NOT	PS	PS	PS	PS	NOT	NOT	NOT	NOT	NOT	NOT	NOT	NOT	NOT	NOT	0	0	0	0	
Halliasse, Kahlel	IA	IA	IA	IA	IA	X	IA	NOT	PS	PS	PS	PS	PS	PS	IA	X	IA	2	0	0	8	
Hall, Jr., Mike	CEL	CEL	CEL	CEL	SUS	X	X	X	X	IR	IR	IR	IR	X	OT	OT	OT	8	3	0	0	
Hardee Sr., Justin	PS	NOT	NOT	NOT	NOT	NOT	NOT	NOT	NOT	NOT	NOT	NOT	NOT	NOT	NOT	NOT	NOT	0	0	0	0	
Harden, Myles	IA	IR	IR	IR	IR	IR	IR	IR	IR	IR	IR	IR	IR	X	X	X	X	4	0	0	1	
Harris, Nick	DNP	FB	X	X	X	C	IR	IR	IR	IR	IR	IR	IR	IR	IR	IR	IR	5	2	1	0	
Harris, Shelby	X	OT	OT	OT	OT	OT	OT	OT	OT	OT	OT	OT	OT	OT	OT	IA	IR	14	13	0	1	
Haynes, Marcus	NOT	NOT	NOT	NOT	NOT	PS	PS	PS	PS	PS	PS	PS	PS	PS	PS	PS	PS	0	0	0	0	
Hickman, Ronnie	X	S	S	S	S	IA	IA	IA	X	X	X	S	IA	X	X	X	X	13	5	0	4	
Hicks, Jordan	LB	LB	LB	LB	IA	IA	LB	IA	IA	LB	LB	LB	LB	LB	LB	LB	IA	12	12	0	5	
Hines, Nyheim	NFI	NFI	NFI	NFI	NFI	NFI	NFI	NFI	NFI	NFI	NFI	NFI	NFI	NFI	NFI	NFI	NFI	0	0	0	0	
Hopkins, Drestin	X	X	X	X	X	X	X	X	X	X	X	X	X	X	IA	X	X	16	0	0	1	
Houston, James	NOT	NOT	NOT	NOT	NOT	NOT	NOT	NOT	NOT	NOT	IA	IA	IA	IA	X	X	X	11	0	0	6	
Hudson, Khalise	NOT	X	X	X	X	X	X	X	X	X	X	X	X	X	X	X	X	17	0	0	0	
Hudson III, James	LT	LT	X	X	IA	IR	IR	IR	IR	IR	IR	IR	IR	IR	IR	IR	IR	4	2	0	1	
Hughlett, Charley	X	X	X	X	X	IR	IR	IR	IR	IR	IR	IR	IR	IR	IR	IR	IR	5	0	0	0	
Hurst II, Maurice	OT	IR	IR	IR	IR	OT	X	X	X	X	X	X	IR	IR	IR	IR	IR	8	2	0	0	
Ifedi, Germain	X	X	PS	X	X	X	X	X	X	IA	X	LT	LT	LT	LT	LT	LT	15	7	0	1	
Ika, Saki	NOT	PS	PS	PS	PS	PS	PS	NOT	NOT	NOT	NOT	NOT	NOT	NOT	NOT	NOT	NOT	0	0	0	0	
Jefferson, Quinton	X	X	X	X	X	IA	IA	IA	IA	NOT	NOT	NOT	NOT	NOT	NOT	NOT	NOT	5	0	0	4	
Jedry, Jerry	WR	X	WR	WR	WR	WR	WR	WR	WR	WR	WR	WR	WR	WR	WR	WR	WR	17	16	0	0	
Jones, Dawand	RT	RT	RT	RT	RT	X	X	RT	RT	RT	IR	IR	IR	IR	IR	IR	IR	10	8	0	0	
Kamara, Sam	PS	X	X	X	X	PS	PS	PS	PS	X	X	IA	IA	X	X	X	OT	11	1	0	2	
Kelly, John	NOT	NOT	NOT	NOT	NOT	NOT	NOT	NOT	NOT	NOT	NOT	NOT	NOT	NOT	NOT	NOT	DNP	2	0	1	0	
Kibodi, Jacob	NOT	NOT	NOT	NOT	NOT	NOT	NOT	NOT	NOT	NOT	NOT	NOT	NOT	PS	PS	X	1	0	0	0		
Late, Cameron	PS	PS	PS	PS	PS	PS	PS	PS	PS	PS	PS	PS	PS	PS	PS	PS	PS	0	0	0	0	
III Lee, Ricky	NOT	NOT	NOT	PS	PS	NOT	NOT	NOT	NOT	NOT	NOT	NOT	NOT	NOT	NOT	NOT	NOT	0	0	0	0	
Mbaeteka, Ray	PS	PS	PS	PS	PS	PS	PS	PS	PS	PS	PS	PS	PS	PS	PS	PS	PS	0	0	0	0	
McGill, T.Y.	NOT	NOT	NOT	NOT	NOT	NOT	NOT	NOT	NOT	NOT	NOT	NOT	X	PS	PS	PS	NOT	2	0	0	0	
McGuire, Isaiah	IA	X	X	X	X	X	X	X	X	X	X	X	X	X	DE	DE	DE	16	3	0	1	
McKitty, Tre'	NOT	NOT	NOT	NOT	NOT	NOT	NOT	NOT	NOT	NOT	NOT	NOT	PS	PS	PS	PS	PS	0	0	0	0	
McLeod, Rodney	X	X	X	S	X	S	X	X	X	X	X	X	X	S	X	S	S	17	5	0	0	
Mitchell, Cameron	X	X	X	X	X	X	X	X														

## JANUARY

- 15 Signed WR Jaelon Darden to the Reserve/Future list.  
Signed CB Vincent Gray to the Reserve/Future list.  
Signed RB John Kelly Jr. to the Reserve/Future list.  
Signed TE Zaire Mitchell-Paden to the Reserve/Future list.  
Signed T Justin Murray to the Reserve/Future list.  
Signed DE Lonnie Phelps to the Reserve/Future list.  
Signed LB Charlie Thomas III to the Reserve/Future list.  
Signed DE Isaiah Thomas to the Reserve/Future list.  
Signed DT Chris Williams to the Reserve/Future list.
- 16 Signed DT Jayden Peevy to the Reserve/Future list.
- 17 Signed LB Caleb Johnson to the Reserve/Future list.
- 24 Signed K Lucas Havrisik to the Reserve/Future list.

## FEBRUARY

- 5 Named Ken Dorsey offensive coordinator.  
Named Tommy Rees tight ends coach/pass game specialist.  
Named Jacques Cesaire defensive line coach.  
Named Duce Staley running backs coach.
- 15 Named Andy Dickerson offensive line coach.  
Named Roy Istvan assistant offensive line coach.

## MARCH

- 13 Browns traded 2024 5th and 6th round picks to Denver for WR Jerry Jeudy.  
Re-signed DE Za'Darius Smith.
- 14 Signed LB Jordan Hick as unrestricted free agent.  
Signed T Hakeem Adeniji as unrestricted free agent.  
Re-signed G Michael Dunn.  
Re-signed DT Shelby Harris.
- 15 Signed LB Devin Bush as unrestricted free agent.  
Signed FB Giovanni Ricci.  
Re-signed P Corey Bojorquez.  
Re-signed DT Maurice Hurst II.
- 18 Signed RB Nyheim Hines.
- 19 Signed WR Jerry Jeudy to three-year extension.  
Signed DT Quinton Jefferson as unrestricted free agent.  
Re-signed WR James Proche II.  
Signed CB Tony Brown II.
- 20 Signed QB Jameis Winston.  
Signed QB Tyler Huntley as unrestricted free agent.
- 22 Signed D'Onta Foreman.
- 25 Re-signed S Rodney McLeod.  
Signed K Cade York.

## APRIL

- 2 Signed CB Justin Hardee Sr. as unrestricted free agent.
- 12 Traded T Leroy Watson IV to Tennessee for 2024 7th round pick.
- 15 Signed exclusive rights free agent DE Sam Kamara.  
Waived G Drew Forbes.

- 17 Placed T Justin Murray on reserve/retired.
- 18 Signed T Germain Ifedi.
- 26 Drafted DT Mike Hall Jr. with the 54th overall pick.  
Drafted G Zak Zinter with the 85th overall pick.
- 27 Drafted WR Jamari Thrash with the 156th overall pick.  
Drafted LB Nathaniel Watson with the 206th overall pick.  
Drafted CB Myles Harden with the 227th overall pick.  
Drafted DT Jowon Briggs with the 243rd overall pick.
- 29 Signed T Roy Mbaeteka as international player.

## MAY

- 6 Signed C Brian Allen.
- 9 Waived C Dawson Deaton with an injury designation.
- 10 Signed G Zak Zinter.  
Signed WR Jamari Thrash.  
Signed LB Nathaniel Watson.  
Signed CB Myles Harden.  
Signed DT Jowon Briggs.  
Signed Ahmarean Brown as an undrafted free agent.  
Signed Javion Cohen as an undrafted free agent.  
Signed Christopher Edmonds as an undrafted free agent.  
Signed Dyshawn Gales as an undrafted free agent.  
Signed Winston Reid as an undrafted free agent.  
Signed Aidan Robbins as an undrafted free agent.  
Signed Lorenzo Thompson as an undrafted free agent.  
Signed Treyton Welch as an undrafted free agent.
- 12 Signed QB Jacob Sirmon.
- 14 Claimed T Kellen Diesch via waivers from Pittsburgh.  
Signed WR Jalen Camp.  
Waived K Lucas Havrisik.
- 16 Waived T Kellen Diesch with a failed physical designation.
- 20 Signed K Lucas Havrisik.  
Waived QB Jacob Sirmon.
- 21 Signed WR Matt Landers.

## JUNE

- 4 Waived K Lucas Havrisik.
- 5 Signed S Brady Breeze.
- 7 Signed DT Mike Hall Jr.  
Signed G Wyatt Davis.  
Waived DT Jayden Peevy.
- 20 Waived DE Lonnie Phelps.

## JULY

- 17 Signed K Dustin Hopkins to three-year extension.
- 24 Placed S D'Anthony Bell on Active/Physically Unable to Perform.  
Placed RB Nick Chubb on Active/Physically Unable to Perform.  
Placed T Jack Conklin on Active/Physically Unable to Perform.  
Placed DT Dalvin Tomlinson on Active/Physically Unable to Perform.  
Placed T Jedrick Wills Jr. on Active/Physically Unable to Perform.



- Placed RB Nyheim Hines on Active/Non-Football Injury.
- Placed CB Greg Newsome II on Active/Non-Football Injury.
- Signed DE Jeremiah Martin.
- Signed T Chim Okorafor.
- Waived LB Caleb Johnson.
- 30 Placed C Brian Allen on Reserve/Injured.
- Signed G Zack Johnson.

## AUGUST

- 1 Placed LB Charlie Thomas III on Reserve/Injured.
- Signed LB Caleb Johnson.
- 3 Released C Brian Allen from injured reserve.
- 4 Signed CB Faion Hicks.
- Waived CB Dyshawn Gales.
- 5 Released LB Charlie Thomas III from injured reserve.
- 6 Signed DE Marcus Haynes.
- Signed LB Landon Honeycutt.
- Waived WR Jalen Camp.
- Waived G Chim Okorafor.
- 8 Signed LS Rex Sunahara.
- Waived CB Faion Hicks.
- 12 Traded 2026 6th round pick to Seattle for C Nick Harris and 2026 7th round pick.
- Signed LB Brandon Bouyer-Randle.
- Signed CB Faion Hicks.
- Signed S Chase Williams.
- Waived CB Vincent Gray with an injury designation.
- Waived DE Marcus Haynes.
- Waived LS Rex Sunahara.
- Terminated contract of RB John Kelly Jr.
- 14 Signed LB Jeremiah Owusu-Koramoah to three-year extension.
- 16 Signed S Tyler Coyle.
- Signed LS Rex Sunahara.
- Waived S Brady Breeze with an injury designation.
- Waived LB Brandon Bouyer-Randle.
- 18 Waived CB Vincent Gray from injured reserve.
- 19 Signed LB Brandon Bouyer-Randle.
- Signed T Chim Okorafor.
- Placed T Hakeem Adeniji on injured reserve.
- Waived WR Matt Landers.
- 21 Signed LB Marvin Moody.
- Waived LB Brandon Bouyer-Randle with an injury designation.
- 22 Signed RB Jacob Saylor.
- Terminated the contract of TE Giovanni Ricci with an injury designation.
- Traded K Cade York to Washington for 2025 conditional 7th round pick.
- 23 Signed K Lucas Harvisik.
- 24 Traded DT Chris Williams and 2025 7th round pick to Chicago for 2025 6th round pick.

- 26 S D'Anthony Bell passed physical.
- T Jack Conklin passed physical.
- CB Greg Newsome II passed physical.
- DT Dalvin Tomlinson passed physical.
- T Jedrick Wills Jr. passed physical.
- Waived S Tyler Coyle.
- Waived G Wyatt Davis.
- Waived K Lucas Harvisik.
- Waived CB Faion Hicks.
- Waived LB Landon Honeycutt.
- Waived LB Caleb Johnson.
- Waived G Zack Johnson.
- Waived DE Jeremiah Martin.
- Waived T Roy Mbaeteka.
- Waived LB Marvin Moody.
- Waived T Chim Okorafor.
- Waived RB Aidan Robbins.
- Waived RB Jacob Saylor.
- Waived LS Rex Sunahara.
- Waived DE Isaiah Thomas.
- Waived S Chase Williams with an injury designation.
- 27 Waived DT Jowon Briggs.
- Waived WR Ahmarean Brown.
- Waived WR Jaelon Darden.
- Waived S Christopher Edmonds.
- Waived DT Siaki Ika.
- Waived DT Sam Kamara.
- Waived TE Zaire Mitchell-Paden.
- Waived LB Winston Reid.
- Waived T Lorenzo Thompson.
- Waived TE Treyon Welch.
- Waived WR Michael Woods II.
- Terminated the contract of CB Tony Brown II.
- Terminated the contract of RB D'Onta Foreman.
- Terminated the contract of CB Justin Hardee Sr.
- Terminated the contract of T German Ifedi.
- Terminated the contract of WR James Proche II.
- Placed G Michael Dunn on reserve/NFI - designated for return.
- Placed RB Nyheim Hines on reserve/NFI.
- Placed RB Nick Chubb on reserve/PUP.
- Placed DT Michael Hall Jr. on exempt/Commissioner permission.
- Placed C Luke Wypler on injured reserve.
- Waived S Brady Breeze from injured reserve.
- Signed DT Jowon Briggs to practice squad.
- Signed CB Tony Brown II to practice squad.
- Signed WR Jaelon Darden to practice squad.
- Signed S Christopher Edmonds to practice squad.
- Signed CB Justin Hardee Jr. to practice squad.
- Signed T Germain Ifedi to practice squad.
- Signed DT Sam Kamara to practice squad.
- 28

- Signed T Roy Mbaeteka to practice squad.
- Signed WR James Proche II to practice squad.
- Signed LB Winston Reid to practice squad.
- Signed LS Rex Sunahara to practice squad.
- Signed T Lorenzo Thompson to practice squad.
- Signed WR Michael Woods II to practice squad.
- 29 Signed RB D'Onta Foreman.
- Terminated the Contract of QB Tyler Huntley.
- Signed RB Gary Brightwell to practice squad.
- Signed CB Mike Ford Jr. to practice squad.
- Signed TE Blake Whiteheart to practice squad.
- Signed WR Tulu Griffin to practice squad.
- Signed TE Cameron Latu to practice squad.
- Released LS Rex Sunahara from practice squad.

## SEPTEMBER

- 5 Waived WR David Bell.
- 8 Signed WR Jaelon Darden to active roster from practice squad.
- Elevated CB Mike Ford Jr. to active roster from practice squad.
- Elevated T Germain Ifedi to active roster from practice squad.
- Signed WR David Bell to practice squad.
- 9 CB Mike Ford Jr. reverted back to practice squad.
- T Germain Ifedi reverted back to practice squad.
- 10 Signed WR Kadarius Toney to practice squad.
- Released CB Justin Hardee Sr. from practice squad.
- Released WR Tulu Griffin from practice squad.
- 11 Placed LB Mohamoud Diabate on injured reserve.
- Placed LB Tony Fields II on injured reserve.
- Placed DT Maurice Hurst II on injured reserve.
- Placed S Juan Thornhill on injured reserve.
- Signed WR David Bell to active roster from practice squad.
- Signed CB Mike Ford Jr. to active roster from practice squad.
- Signed LB Khaleke Hudson to active roster from practice squad.
- Signed DT Sam Kamara to active roster from practice squad.
- Signed DT Siaki Ika to practice squad.
- Signed TE Geoff Swaim to practice squad.
- Signed LB Luiji Vilain to practice squad.
- 12 Placed CB Myles Harden on injured reserve.
- Signed LB Michael Barrett to practice squad.
- 14 Signed WR James Proche II to active roster from practice squad.
- Signed LB Winston Reid to active roster from practice squad.
- Elevated T Germain Ifedi to active roster from practice squad.
- Elevated TE Blake Whiteheart to active roster from practice squad.
- Waived WR Jaelon Darden.
- 15 T Germain Ifedi reverted back to practice squad.
- TE Blake Whiteheart reverted back to practice squad.
- 17 Placed WR David Bell on injured reserve.
- Signed WR Jaelon Darden to practice squad.
- Signed RB Royce Freeman to practice squad.
- 19 Waived LB Nathaniel Watson.

- Waived S Chase Williams from injured reserve.
- 21 Signed RB Gary Brightwell to active roster from practice squad.
- Signed TE Blake Whiteheart to active roster from practice squad.
- Elevated CB Tony Brown II to active roster from practice squad.
- Elevated TE Geoff Swaim to active roster from practice squad.
- Signed LB Nathaniel Watson to practice squad.
- 25 Signed T Germain Ifedi to active roster from practice squad.
- Placed G Wyatt Teller on injured reserve.
- Signed T Sebastian Gutierrez to practice squad.
- Signed T Ricky Lee III to practice squad.
- Signed DE Elerson Smith to practice squad.
- Released DE Luiji Vilain from practice squad.
- 28 Elevated CB Tony Brown II to active roster from practice squad.
- Elevated TE Geoff Swaim to active roster from practice squad.
- 30 CB Tony Brown II reverted back to practice squad.
- TE Geoff Swaim reverted back to practice squad.

## OCTOBER

- 1 Waived RB Gary Brightwell.
- 2 Signed LB Nathaniel Watson to active roster from practice squad.
- Designated RB Nick Chubb for return to practice.
- Designated G Michael Dunn for return to practice.
- Designated RB Nyheim Hines for return to practice.
- 3 Signed RB Gary Brightwell to practice squad.
- 5 Activated G Michael Dunn from reserve/non-football illness.
- Placed DE Alex Wright on injured reserve.
- Elevated CB Tony Brown II to active roster from practice squad.
- Elevated TE Geoff Swaim to active roster from practice squad.
- 7 CB Tony Brown II reverted back to practice squad.
- TE Geoff Swaim reverted back to practice squad.
- 8 Waived G Javion Cohen.
- Waived DT Sam Kamara.
- Waived TE Blake Whiteheart.
- Released LB Michael Barrett from practice squad.
- Released RB Royce Freeman from practice squad.
- Released T Ricky Lee from practice squad.
- 9 Placed LS Charley Hughlett on injured reserve.
- Signed LS Rex Sunahara.
- Signed TE Geoff Swaim to active roster from practice squad.
- Designated DT Maurice Hurst II for return to practice.
- Designated LB Mohamoud Diabate for return to practice.
- Signed S Trey Dean to practice squad.
- Signed DE Marcus Haynes to practice squad.
- 10 Signed CB Tony Brown II to active roster from practice squad.
- Signed G Javion Cohen to practice squad.
- Signed DT Sam Kamara to practice squad.
- Signed TE Blake Whiteheart to practice squad.
- 12 Activated DT Maurice Hurst II from injured reserve.
- Activated LB Mohamoud Diabate from injured reserve.
- Activated DT Michael Hall Jr. from exempt/Commissioner permission.

Terminated the contract of WR James Proche II.  
Placed T James Hudson III on injured reserve.  
Elevated WR Jaelon Darden to active roster from practice squad.  
Elevated S Christopher Edmonds to active roster from practice squad.

14 WR Jaelon Darden reverted back to practice squad.  
S Christopher Edmonds reverted back to practice squad.

15 Traded WR Amari Cooper and 2025 6th round pick to Buffalo for 2025 3rd round pick and 2026 7th round pick.  
Placed C Nick Harris on injured reserve.  
Signed WR James Proche II to practice squad.  
Signed C Cameron Tom to practice squad.  
Released RB Gary Brightwell from practice squad.  
Released DT Siaki Ika from practice squad.

16 Designated S Juan Thornhill for return to practice.

19 Activated RB Nick Chubb from reserve/PUP.  
Activated S Juan Thornhill from injured reserve.  
Elevated WR Jaelon Darden to active roster from practice squad.

21 WR Jaelon Darden reverted back to practice squad.

22 Placed QB Deshaun Watson on injured reserve.  
Signed QB Bailey Zappe to active rsoter off Kansas City's practice squad.  
Waived LB Tony Fields II from injured reserve.  
Signed RB Gary Brightwell to practice squad.  
Released T Sebastian Gutierrez from practice squad.

23 Designated G Wyatt Teller for return to practice.

27 Activated G Wyatt Teller from injured reserve.  
Waived CB Kahlef Hailassie.  
Elevated WR Jaelon Darden to active roster from practice squad.

28 WR Jaelon Darden reverted back to practice squad.

29 WR Jaelon Darden signed to active roster from practice squad.  
CB Tony Brown II placed on injured reserve.  
Signed CB Kahlef Hailassie to practice squad.  
Released RB Gary Brightwell from practice squad.

NOVEMBER

2 Placed LB Jeremiah Owusu-Koramoah on injured reserve.  
Elevated DT Sam Kamara from practice squad.

4 DT Sam Kamara reverted back to practice squad.

5 Traded DE Za'Darius Smith and 2026 7th round pick to Detroit for 2025 5th round and 2026 6th round picks.  
Terminated contract of DT Quinton Jefferson.

13 Signed CB Chigozie Anusiem to active roster from Washington's practice squad.

16 Placed DT Mike Hall Jr. on injured reserve.  
Signed DT Sam Kamara to active roster from practice squad.  
Signed DE Elerson Smith to active roster from practice squad.  
Elevated WR Kadarius Toney from practice squad.

18 WR Kadarius Toney reverted back to practice squad.

19 Placed T Dawand Jones on injured reserve.

Signed T Geron Christian to active roster from Rams' practice squad.

21 Elevated TE Blake Whiteheart from practice squad.

25 TE Blake Whiteheart reverted back to practice squad.

27 Designated CB Myles Harden for return to practice.  
Claimed DE James Houston via waivers from Detroit.  
Claimed DE Cameron Thomas via waivers from Kansas City.  
Waived DE Elerson Smith.

29 Signed DE Elerson Smith to practice squad.

30 Placed TE Geoff Swaim on injured reserve.  
Signed TE Blake Whiteheart to active roster from practice squad.

DECEMBER

2 Signed DT Jowon Briggs to active roster from practice squad.  
Waived QB Bailey Zappe.  
Elevated WR Kadarius Toney from practice squad.  
Elevated WR Michael Woods II from practice squad.

3 WR Kadarius Toney reverted back to practice squad.  
WR Michael Woods II reverted back to practice squad.

4 Signed QB Bailey Zappe.  
Waived WR Jaelon Darden.

6 Signed DT Michael Dwumfour to practice squad.  
Signed DT T.Y. McGill to practice squad.

7 Signed WR Kadarius Toney to active roster from practice squad.  
Signed WR Michael Woods II to active roster from practice squad.  
Placed DT Maurice Hurst II on injured reserve.  
Placed T Jedrick Wills Jr. on injured reserve.  
Elevated WR James Proche II from practice squad.  
Elevated DT T.Y. McGill from practice squad.

9 WR James Proche II reverted back to practice squad.  
DT T.Y. McGill reverted back to practice squad.

10 Placed CB Greg Newsome II on injured reserve.  
Waived WR Kadarius Toney.  
Signed WR Kaden Davis to practice squad.  
Signed WR Jaelen Gill to practice squad.  
Signed K Riley Patterson to practice squad.  
Signed T Julian Pearl to practice squad.  
Released DT Michael Dwumfour from practice squad.

11 Designated DT Mike Hall Jr. for return to practice.  
Signed TE Tre' McKitty to practice squad.

14 Activated DT Mike Hall Jr. from injured reserve.  
Activated CB Myles Harden from injured reserve.  
Elevated K Riley Patterson from practice squad.  
Elevated WR James Proche II from practice squad.

16 K Riley Patterson reverted back to practice squad.  
WR James Proche II reverted back to practice squad.

17 Released TE Cameron Tatu from practice squad.

18 Placed RB Nick Chubb on injured reserve.  
Signed TE Brenden Bates to active roster from Jets practice squad.  
Signed RB Jacob Kibodi to practice squad.



- 21

K Riley Patterson signed to Atlanta’s active roster.  
Elevated CB Kahlef Hailassie from practice squad.  
Elevated WR James Proche II from practice squad.
- 23

CB Kahlef Hailassie reverted back to practice squad.  
WR James Proche II reverted back to practice squad.
- 24

Signed K Andre Szmyt to the practice squad.  
Released DT T.Y. McGill from practice squad.
- 26

Placed DT Shelby Harris on injured reserve.  
Signed WR James Proche II to active roster from practice squad.  
Signed DT Michael Dwumfour to practice squad.
- 31

Placed WR Cedric Tillman on injured reserve.  
Signed RB John Kelly Jr.  
Signed RB Aiden Robbins to practicew squad.  
Signed TE Cameron Latu to practice squad.  
Waived LB Brandon Bouyer-Randle from injured reserve.  
Released K Andre Szmyt from practice squad.

JANUARY

- 3

Signed WR Kaden Davis to active roster from practice squad.  
Signed DT Michael Dwumfour to active roster from practice squad.  
Signed S Christopher Edmonds to active roster from practice squad.  
Placed RB Jerome Ford on injured reserve.  
Placed TE David Njoku on injured reserve.  
Placed RB Pierre Strong Jr. on injured reserve.  
Elevated CB Kahlef Hailassie from practice squad.  
Elevated RB Jacob Kibodi from practice squad.
- 5

CB Kahlef Hailassie reverted back to practice squad.  
RB Jacob Kibodi reverted back to practice squad.

## PUNT RETURNED FOR A TD

By Browns  
Donovan Peoples-Jones, 76 yards (12/4/22 at HOU)

By Opponent  
**KaVontae Turpin, 60 yards (9/8/24 vs. DAL)**

## KICKOFF RETURNED FOR A TD

By Browns  
Joshua Cribbs, 100 yards & 103 yards (12/20/09 at KC)

By Opponent  
**Charlie Jones, 100 yards (10/20/24 vs. CIN)**

## INTERCEPTION RETURNED FOR A TD

By Browns  
Ronnie Hickman, 30 yards (12/28/23 vs. NYJ)

By Opponent  
**Nik Bonitto, 71 yards (12/2/24 at DEN),  
Ja'Quan McMillian, 44 yards (12/2/24 at DEN)**

## TWO INTERCEPTIONS IN SAME GAME

By Browns  
MJ Emerson (12/10/23 vs. JAX)

By Opponent  
Rasul Douglas (12/25/21 at GB)

## THREE INTERCEPTIONS IN SAME GAME

By Browns  
Anthony Henry (11/18/01 at BAL)

By Opponent  
Kevin Byard (10/22/17 vs. TEN)

## FUMBLE RETURNED FOR A TD

By Browns  
**Rodney McLeod Jr. (9/29/24 at LV)**

By Opponent  
TJ Watt (9/18/23 at PIT)

## PUNT BLOCK RETURNED FOR A TD

By Browns  
Andre King, 28 yards (11/30/03 at SEA)

By Opponent  
Anthony Chickillo, 16 yards (9/10/17 vs. PIT)

## PUNT BLOCKED

By Browns  
Marlon Moore (11/5/15 at CIN)

By Opponent  
Davis Moore (10/13/19 vs. SEA)

## SHUTOUT SCORED

By Browns  
at Cleveland 27, Arizona 0 (11/5/23)

By Opponent  
vs. Cincinnati 30, Cleveland 0 (12/14/14)

## PAT BLOCKED

By Browns  
Sheldon Richardson (12/27/20 at NYJ)

By Opponent  
Levi Onwuzurike (11/21/21 vs. DET)

## TWO-POINT CONVERSION

By Browns  
**Jameis Winston-Jerry Jeudy pass (12/2/24 at DEN)**

By Opponent  
Kenny Pickett-Diontae Johnson pass (1/8/22 at PIT)

## FIELD GOAL BLOCKED

By Browns  
**Myles Garrett (10/13/24 at PHI)**

By Opponent  
**Teair Tart (11/3/24 vs. LAC)**

## FIELD GOAL BLOCKED RETURNED FOR TD

By Browns  
**Rodney McLeod, 50 yards (10/13/24 at PHI)**

By Opponent  
Will Hill III, 62 yards (11/30/15 vs. BAL)

## SAFETY SCORED

By Browns  
**Trevor Lawrence sacked in the end zone by Alex Wright (9/15/24 vs. JAX)**

By Opponent  
Joe Flacco sacked in the end zone by K. Turner and A. Donald (12/3/23 at LAR)

## 100 YARDS RUSHING

By Browns  
Jerome Ford, 107 yards (11/12/23 at BAL)

By Opponent  
**Derrick Henry, 138 yards (1/4/25 at BAL)**

## 100 YARDS RUSHING IN A HALF

By Browns  
Nick Chubb, 104 yards in second half (11/29/20 at JAX)

By Opponent  
**Derrick Henry, 130 yards in second half (1/4/25 at BAL)**

THE LAST TIME IN THE REGULAR SEASON

200 YARDS RUSHING

By Browns  
Jerome Harrison, 286 yards (12/20/09 at KC)

By Opponent  
Ahmad Bradshaw, 200 yards (10/7/12 at NYG)

BACK-TO-BACK 100-YARD RUSHING GAMES

By Browns  
Nick Chubb, 113 yards (9/22/22 vs. PIT),  
Nick Chubb, 118 yards (10/2/22 at ATL),  
Nick Chubb, 134 yards (10/9/22 vs. LAC).

By Opponent  
Rhamondre Stevenson, 100 (11/14/21 at NE),  
D’Andre Swift, 136 (11/21/21 vs. DET)

TWO 100-YARD RUSHERS IN SAME GAME

By Browns  
Nick Chubb (126) & Kareem Hunt (104) (11/15/20 vs. HOU)

By Opponent  
Arian Foster (124) & Ben Tate (115) (11/6/11 at HOU)

TWO RUSHING TOUCHDOWNS

By Browns  
Nick Chubb (11/21/24 vs. PIT)

By Opponent  
Derrick Henry (1/4/25 at BAL)

THREE RUSHING TOUCHDOWNS

By Browns  
Nick Chubb (9/18/22 vs. NYJ)

By Opponent  
Taysom Hill (11/17/24 at NO)

FOUR RUSHING TOUCHDOWNS

By Browns  
Jamal Lewis (11/4/07 vs. SEA)

By Opponent  
Kenyan Drake (12/15/19 at ARI)

SUCCESSFUL ONSIDE KICK

By Browns  
October 16, 2016 (at TEN)

By Opponent  
September 18, 2022 (vs. NYJ)

OT GAME WON

By Browns  
Cleveland 23 vs. Tampa Bay 17 (11/27/22 vs. TB)

By Opponent  
Tampa Bay 26 vs. Cleveland 23 (10/21/18)

300 YARDS PASSING

By Browns  
Jameis Winston, 497 yards (58-34, 4 TD, 3 INT)(12/2/24 at DEN)

By Opponent  
Gardner Minshew II, 305 yards (23-15,2 TD, 1 INT)(10/22/23 at IND)

BACK-TO-BACK 300-YARD PASSING GAMES

By Browns  
Joe Flacco, 311 yards (45-26, 3 TD, 1 INT) (12/10/23 vs. JAX),  
Joe Flacco, 374 yards (44-28, 2 TD, 3 INT) (12/17/23 vs. CHI),  
Joe Flacco, 368 yards (42-27, 3 TD, 2INT)(12/24/23 at HOU),  
Joe Flacco, 309 yards (29-19, 3 TD, 1 INT)(12/28/23 vs. NYJ).

By Opponent  
Matt Ryan, 330 yards (38-52, 2 TD) (11/11/18 vs. ATL),  
Patrick Mahomes, 375 yards (23-32, 3 TD, INT) (11/4/18 vs. KC).

400 YARDS PASSING

By Browns  
Jameis Winston, 497 yards (58-34, 4 TD, 3 INT)(12/2/24 at DEN)

By Opponent  
Joe Burrow, 406 yards (35-47, 3 TD, 1 INT) (10/25/20 at CIN)

200 YARDS PASSING IN A HALF

By Browns  
Jameis Winston, 245 yards in first half (12/2/24 at DEN)

By Opponent  
Joe Flacco, 208 yards in second half (9/18/22 vs. NYJ)

THREE TOUCHDOWN PASSES

By Browns  
Jameis Winston (4) (12/2/24 at DEN)

By Opponent  
J. Browning (1/8/24 at CIN)

FOUR TOUCHDOWN PASSES

By Browns  
Jameis Winston (4) (12/2/24 at DEN)

By Opponent  
Kyler Murray (10/17/21 vs. ARI)

FIVE TOUCHDOWN PASSES

By Browns  
Baker Mayfield (10/25/20 at CIN)

By Opponent  
Matthew Stafford (11/22/09 at DET)

SIX TOUCHDOWN PASSES

By Browns  
None

By Opponent  
Carson Palmer (9/16/07 vs. CIN)

# THE LAST TIME IN THE REGULAR SEASON

## 100 YARDS RECEIVING

By Browns

**Jerry Jeudy, 108 yards (12/15/24 vs. KC).**

By Opponent

**T. Hill, 105 yards (12/29/24 vs. MIA)**

## 100 YARDS RECEIVING IN A HALF

By Browns

**Jerry Jeudy, 138 yards in second half (12/2/24 at DEN)**

By Opponent

**Mark Andrews, 107 yards in second half (12/12/21 vs. BAL)**

## TWO 100-YARD RECEIVERS IN SAME GAME

By Browns

**Elijah Moore (111) & Jerry Jeudy (235) (12/2/24 at DEN)**

By Opponent

**Cameron Sutton (102) & Marvin Mims (105) (12/2/24 at DEN)**

## BACK-TO-BACK 100-YARD RECEIVING GAMES

By Browns

**Amari Cooper, 101 yards (9/18/22 vs. NYJ),**

**Amari Cooper, 101 yards (9/22/22 vs. PIT)**

By Opponent

**Terry McLaurin, 112 yards (10/7/24 at WAS),**

**A.J. Brown, 116 yards (10/13/24 at PHI)**

## 200 YARDS RECEIVING

By Browns

**Jerry Jeudy, 235 yards (12/2/24 at DEN)**

By Opponent

**Terrell Owens, 222 yards (10/3/10 vs. CIN)**

## TWO RECEIVING TOUCHDOWNS

By Browns

**David Njoku (12/2/24 at DEN)**

By Opponent

**Malik Nabers (9/22/24 vs. NYG)**

## THREE RECEIVING TOUCHDOWNS

By Browns

**Jordan Cameron (9/22/13 at MIN)**

By Opponent

**Martellus Bennett (10/9/16 vs. NE)**

## 500 YARDS TOTAL OFFENSE

By Browns

**552 yards (12/2/24 at DEN)**

By Opponent

**503 yards (10/25/20 at CIN)**

## TWO SACKS

By Browns

**Myles Garrett, (12/29/24 vs. MIA)**

By Opponent

**George Karlaftis (12/15/24 vs. KC)**

## THREE SACKS

By Browns

**Myles Garrett, 3.0 (11/21/24 vs. PIT)**

By Opponent

**T.J. Watt, 4.0 (1/3/22 at PIT)**

## FOUR SACKS

By Browns

**Myles Garrett, 4.5 (9/26/21 vs. CHI)**

By Opponent

**T.J. Watt, 4.0 (1/3/22 at PIT)**

## FOUR FIELD GOALS

By Browns

**Dustin Hopkins (11/12/23 at BAL)**

By Opponent

**Brandon Aubrey (9/8/24 vs. DAL)**

## FIVE FIELD GOALS

By Browns

**Phil Dawson (11/4/12 vs. BAL)**

By Opponent

**Tyler Bass (6) (11/20/22 at BUF)**

## SIX FIELD GOALS

By Browns

**Phil Dawson (11/5/06 at SD)**

By Opponent

**Tyler Bass (11/20/22 at BUF)**



Cleveland Browns / Week 18 / Through Saturday, January 4, 2025 / Regular Season

Won 3, Lost 14

9/8/2024	L	17 - 33	Dallas Cowboys
9/15/2024	W	18 - 13	at Jacksonville Jaguars
9/22/2024	L	15 - 21	New York Giants
9/29/2024	L	16 - 20	at Las Vegas Raiders
10/6/2024	L	13 - 34	at Washington Commanders
10/13/2024	L	16 - 20	at Philadelphia Eagles
10/20/2024	L	14 - 21	Cincinnati Bengals
10/27/2024	W	29 - 24	Baltimore Ravens
11/3/2024	L	10 - 27	Los Angeles Chargers
11/17/2024	L	14 - 35	at New Orleans Saints
11/21/2024	W	24 - 19	Pittsburgh Steelers
12/2/2024	L	32 - 41	at Denver Broncos
12/8/2024	L	14 - 27	at Pittsburgh Steelers
12/15/2024	L	7 - 21	Kansas City Chiefs
12/22/2024	L	6 - 24	at Cincinnati Bengals
12/29/2024	L	3 - 20	Miami Dolphins
1/4/2025	L	10 - 35	at Baltimore Ravens

Total First Downs				303		303			
Rushing				93		108			
Passing				180		176			
Penalty				30		19			
3rd Down: Made/Att				70/237		81/224			
3rd Down Pct.				29.5%		36.2%			
4th Down: Made/Att				24/44		8/18			
4th Down Pct.				54.5%		44.4%			
Possession Avg.				30:13		29:47			
Total Net Yards				5114		5816			
Avg. Per Game				300.8		342.1			
Total Plays				1118		1040			
Avg. Per Play				4.6		5.6			
Net Yards Rushing				1608		2205			
Avg. Per Game				94.6		129.7			
Total Rushes				391		488			
Net Yards Passing				3506		3611			
Avg. Per Game				206.2		212.4			
Sacked/Yards Lost				66/373		41/267			
Gross Yards				3879		3878			
Attempts/Completions				661/395		511/316			
Completion Pct.				59.8%		61.8%			
Had Intercepted				23		4			
Punts/Average				89/49.3		85/47.8			
Net Punting Avg.				41.8		40.6			
Penalties/Yards				119/915		108/890			
Fumbles/Ball Lost				20/11		16/8			
Touchdowns				29		53			
Rushing				8		22			
Passing				19		26			
Returns				2		5			
Score By Periods				Q1	Q2	Q3	Q4	OT	Pts
Team				50	57	56	95	0	258
Opponents				76	151	109	99	0	435
Scoring	TD	Ru	Pa	Rt	PAT	FG	2Pt	Pts	
D.Hopkins	0	0	0	0	17/20	18/27	0	71	
D.Njoku	5	0	5	0	0/0	0/0	2	34	
J.Jeudy	4	0	4	0	0/0	0/0	2	28	
N.Chubb	4	3	1	0	0/0	0/0	0	24	
C.Tillman	3	0	3	0	0/0	0/0	1	20	
J.Ford	3	3	0	0	0/0	0/0	0	18	
J.Akins	2	0	2	0	0/0	0/0	0	12	
A.Cooper	2	0	2	0	0/0	0/0	0	12	
R.McLeod	2	0	0	2	0/0	0/0	0	12	
E.Moore	1	0	1	0	0/0	0/0	0	6	
D.Watson	1	1	0	0	0/0	0/0	0	6	
B.Whiteheart	1	0	1	0	0/0	0/0	0	6	
J.Winston	1	1	0	0	0/0	0/0	0	6	
A.Wright	0	0	0	0	0/0	0/0	0	2	
R.Patterson	0	0	0	0	1/1	0/0	0	1	
Team	29	8	19	2	18/21	18/27	5	258	
Opponents	53	22	26	5	51/52	22/31	0	435	
2-Pt. Conversions: Team 5/8, Opponents: 0/1									
Sacks: M.Garrett 14.0, Z.Smith 5.0, O.Okoronkwo 3.0, D.Tomlinson 3.0, J.Owusu-Koramoah 3.0, I.McGuire 2.5, J.Hicks 2.0, S.Harris 1.5, G.Delpit 1.0, Q.Jefferson 1.0, C.Thomas 1.0, M.Hall 1.0, A.Wright 1.0, D.Bush 1.0, W.Reid 0.5, M.Hurst 0.5									
Team: 41.0, Opponents: 66.0									

Rushing		No.	Yds	Avg	Long	TD			
J.Ford		104	565	5.4	66	3			
N.Chubb		102	332	3.3	19	3			
D.Foreman		71	232	3.3	25	0			
D.Watson		31	148	4.8	16	1			
D.Thompson-Robinson		21	122	5.8	34	0			
P.Strong		26	108	4.2	19	0			
J.Winston		25	83	3.3	13	1			
J.Kibodi		5	24	4.8	17	0			
B.Zappe		2	2	1.0	3	0			
E.Moore		1	1	1.0	1	0			
K.Toney		2	-4	-2.0	3	0			
C.Tillman		1	-5	-5.0	-5	0			
Team		391	1608	4.1	66	8			
Opponents		488	2205	4.5	75t	22			
Receiving		No.	Yds	Avg	Long	TD			
J.Jeudy		90	1229	13.7	89t	4			
D.Njoku		64	505	7.9	29	5			
E.Moore		61	538	8.8	44	1			
J.Akins		40	390	9.8	21	2			
J.Ford		37	225	6.1	26	0			
C.Tillman		29	339	11.7	38t	3			
A.Cooper		24	250	10.4	24t	2			
P.Strong		14	104	7.4	21	0			
M.Woods		7	65	9.3	16	0			
D.Foreman		6	54	9.0	16	0			
B.Whiteheart		6	51	8.5	29	1			
N.Chubb		5	31	6.2	19	1			
D.Bell		3	27	9.0	12	0			
J.Thrash		3	22	7.3	11	0			
J.Proche		3	21	7.0	14	0			
J.Kibodi		1	15	15.0	15	0			
G.Swaim		1	7	7.0	7	0			
J.Darden		1	6	6.0	6	0			
B.Bates		0	0	0.0	0	0			
K.Toney		0	0	0.0	0	0			
Team		395	3879	9.8	89t	19			
Opponents		316	3878	12.3	93t	26			
Interceptions		No.	Yds	Avg	Long	TD			
D.Ward		2	0	0.0	0	0			
J.Owusu-Koramoah		1	0	0.0	0	0			
G.Newsome		1	-2	-2.0	-2	0			
Team		4	-2	-0.5	0	0			
Opponents		23	374	16.3	71t	3			
Punting		No	Yds	Avg	Net	TB	In	Lg	B
C.Bojorquez		89	4387	49.3	41.8	7	36	84	0
Team		89	4387	49.3	41.8	7	36	84	0
Opponents		85	4060	47.8	40.6	8	26	70	0
Punt Returns		Ret	FC	Yds	Avg	Long	TD		
J.Darden		22	4	234	10.6	28	0		
J.Proche		19	10	172	9.1	18	0		
K.Toney		4	1	44	11.0	19	0		
E.Moore		0	2	0	0.0	0	0		
Team		45	17	450	10.0	28	0		
Opponents		40	17	530	13.3	60t	1		
Kickoff Returns		No.	Yds	Avg	Long	TD			
J.Ford		15	388	25.9	56	0			
P.Strong		11	255	23.2	27	0			
D.Foreman		5	116	23.2	29	0			
J.Darden		4	97	24.3	28	0			
K.Davis		3	107	35.7	40	0			
G.Brightwell		2	36	18.0	24	0			
J.Proche		1	19	19.0	19	0			
Team		41	1018	24.8	56	0			
Opponents		25	700	28.0	100t	1			
Field Goals		1-19	20-29	30-39	40-49	50+			
D.Hopkins		0/0	3/4	6/7	5/8	4/8			
Team		0/0	3/4	6/7	5/8	4/8			
Opponents		0/0	5/6	5/5	6/10	6/10			
Fumbles Lost: D.Watson 3, J.Winston 2, D.Foreman 1, N.Chubb 1, J.Proche 1, K.Toney 1, D.Thompson-Robinson 1, C.Tillman 1									
Total: 11									
Opponent Fumble Recoveries: R.McLeod 1, M.Garrett 1, D.Ward 1, G.Delpit 1, M.Emerson 1, R.Hickman 1, J.Briggs 1, W.Reid 1									
Total: 8									

<b>Passing</b>	<b>Att</b>	<b>Cmp</b>	<b>Yds</b>	<b>Cmp%</b>	<b>Yds/Att</b>	<b>TD</b>	<b>TD%</b>	<b>Int</b>	<b>Int%</b>	<b>Long</b>	<b>Sack</b>	<b>Lost</b>	<b>Rating</b>
J.Winston	296	181	2121	61.1%	7.2	13	4.4%	12	4.1%	89t	24/	130	80.6
D.Watson	216	137	1148	63.4%	5.3	5	2.3%	3	1.4%	35	33/	191	79.0
D.Thompson-Robinson	118	61	440	51.7%	3.7	0	0.0%	6	5.1%	29	8/	47	39.5
B.Zappe	31	16	170	51.6%	5.5	1	3.2%	2	6.5%	30	1/	5	51.8
<b>Team</b>	<b>661</b>	<b>395</b>	<b>3879</b>	<b>59.8%</b>	<b>5.9</b>	<b>19</b>	<b>2.9%</b>	<b>23</b>	<b>3.5%</b>	<b>89t</b>	<b>66/</b>	<b>373</b>	<b>71.4</b>
<b>Opponents</b>	<b>511</b>	<b>316</b>	<b>3878</b>	<b>61.8%</b>	<b>7.6</b>	<b>26</b>	<b>5.1%</b>	<b>4</b>	<b>0.8%</b>	<b>93t</b>	<b>41/</b>	<b>267</b>	<b>98.9</b>

DEFENSIVE STATISTICS

PLAYER	TACKLES					INTERCEPTIONS			FUMBLES				
	TOTAL	SOLO	ASST	SK	YDS	NO	YDS	LG	TD	PD	FF	FR	YDS
Grant Delpit	108	66	42	1	9	0	0	0	0	1	0	0	0
Martin Emerson	80	62	18	0	0	0	0	0	0	5	1	1	0
Jordan Hicks	78	40	38	2	7	0	0	0	0	4	0	0	0
Devin Bush	74	44	30	1	2	0	0	0	0	3	0	0	0
Mohamoud Diabate	65	31	34	0	0	0	0	0	0	3	0	0	0
Jeremiah Owusu-Koramoah	60	38	22	3	14	1	0	0	0	3	1	0	0
Denzel Ward	49	41	8	0	0	2	0	0	0	19	1	1	0
Juan Thornhill	49	31	18	0	0	0	0	0	0	3	0	0	0
Myles Garrett	47	40	7	14	92	0	0	0	0	1	3	1	0
Ronnie Hickman	45	26	19	0	0	0	0	0	0	1	0	1	0
Shelby Harris	37	18	19	1.5	9	0	0	0	0	2	1	0	0
Rodney McLeod	36	26	10	0	0	0	0	0	0	5	0	1	25
Isaiah McGuire	34	17	17	2.5	29.5	0	0	0	0	0	3	0	0
Greg Newsome II	27	24	3	0	0	1	0	0	0	5	0	0	0
Dalvin Tomlinson	26	13	13	3.0	24	0	0	0	0	0	0	0	0
Za'Darius Smith	23	15	8	5	29	0	0	0	0	0	0	0	0
Cameron Mitchell	23	16	7	0	0	0	0	0	0	2	0	0	0
Ogbo Okoronkwo	21	14	7	3	26	0	0	0	0	0	1	0	0
Maurice Hurst	16	9	7	0.5	3	0	0	0	0	0	0	0	0
Winston Reid	15	10	5	0.5	3	0	0	0	0	2	0	1	0
Jowon Briggs	13	3	10	0	0	0	0	0	0	0	0	1	0
Mike Hall	13	8	5	1	5	0	0	0	0	0	0	0	0
Sam Kamara	13	9	4	0	0	0	0	0	0	0	0	0	0
Cameron Thomas	11	6	5	1	5	0	0	0	0	0	0	0	0
Alex Wright	8	5	3	1	2	0	0	0	0	0	0	0	0
Quinton Jefferson	6	1	5	1	8	0	0	0	0	0	0	0	0
Mike Ford	6	5	1	0	0	0	0	0	0	0	0	0	0
Nathaniel Watson	5	3	2	0	0	0	0	0	0	1	0	0	0
D'Anthony Bell	4	3	1	0	0	0	0	0	0	0	0	0	0
Myles Harden	4	2	2	0	0	0	0	0	0	0	0	0	0
Tony Fields	2	1	1	0	0	0	0	0	0	0	0	0	0
Elerson Smith	2	1	1	0	0	0	0	0	0	0	0	0	0
TY McGill	2	1	1	0	0	0	0	0	0	0	0	0	0
Khaleke Hudson	1	1	0	0	0	0	0	0	0	0	0	0	0
Totals	1003	630	373	41	267	4	0	0	0	60	11	7	25

SPECIAL TEAMS STATISTICS

PLAYER	TOTAL	SOLO	ASST	FF	FR	BLK
D'Anthony Bell	15	7	8	0	0	0
Nathaniel Watson	9	7	2	0	0	0
Winston Reid	8	5	3	0	0	0
Khaleke Hudson	8	5	3	0	0	0
Mike Ford	7	6	1	0	0	0
Tony Brown	5	2	3	1	0	0
Mohamoud Diabate	5	4	1	0	0	0
Grant Delpit	3	2	1	0	1	0
Pierre Strong	3	3	0	0	0	0
Rodney McLeod	3	2	1	0	0	0
Sam Kamara	2	1	1	0	0	0
Devin Bush	2	1	1	0	0	0
Isaiah McGuire	2	1	1	0	0	0
Ogbo Okoronkwo	2	1	1	0	0	0
Rex Sunahara	2	1	1	0	0	0
Charley Hughlett	1	1	0	0	0	0
Jeremiah Owusu-Koramoah	1	1	0	0	0	0
Geoff Swaim	1	1	0	0	0	0
Corey Bojorquez	1	1	0	0	0	0
Mike Hall	1	0	1	0	0	0
Myles Harden	1	1	0	0	0	0
Cam Mitchell	1	0	1	0	0	0
Myles Garrett	0	0	0	0	0	1
Totals	83	53	30	1	1	1

MISCELLANEOUS STATISTICS

PLAYER	TKL	FF	FR
David Njoku	4	0	0
Elijah Moore	3	0	0
Nick Chubb	3	0	0
Jordan Akins	1	0	1
Jack Conklin	1	0	0
Jedrick Wills	1	0	0
James Proche	1	0	0
Jameis Winston	1	0	3
Mike Woods	1	0	0
Ethan Pocic	1	0	0
Jerry Jeudy	1	0	0
Joel Bitonio	0	0	2
Deshaun Watson	0	0	1
D'Onta Foreman	0	0	1
Dorian Thompson-Robinson	0	0	1
Totals	18	0	9

DEFENSIVE/SPECIAL TEAMS SCORING STATISTICS

PLAYER	INT	FUM	KOR	PR
Rodney McLeod	0	1	0	0
(blocked-FG return)				
Alex Wright (safety)	0	0	0	0
Totals	0	1	0	0

2024 BROWNS GAME-BY-GAME OFFENSIVE STATISTICS

1ST DOWNS				DOWN CONV.				RUSHING				PASS				TDs				FGs				PEN		PUNTS				
T	R	Pass	Pen.	3rd	4th	Net Yds.	Plays	Net	Att.	Avg.	Net	Skd-Yds.	Gross	A	C	TD	INT	R	P	Ret	M	A	No.	Lost	No.	Yds.	Avg.	Poss.		
15	5	8	2	2-15-13.3%	4-5-60.0%	230	70	93	19	4.9	137	6-32	169	45	24	2	2	1	1	0	1	1	1	0	11	64	7	51.0	30:54	
18	7	7	3	2-14-14.3%	3-3-100.0%	297	65	125	29	4.3	172	2-14	186	34	22	1	0	1	0	0	3	3	1	0	13	100	5	43.6	34:23	
16	7	7	2	4-14-28.6%	1-3-33.3%	217	63	69	18	3.8	148	8-48	196	37	21	0	0	0	2	0	0	1	2	2	5	48	6	51.0	26:04	
16	6	9	1	3-10-30.0%	0-1-0.0%	241	57	92	22	4.2	149	3-27	176	32	24	2	1	0	1	1	1	1	1	0	5	38	5	63.2	30:42	
12	4	7	2	1-13-7.7%	2-3-66.7%	212	59	104	23	4.5	108	7-33	141	29	16	1	0	0	1	0	2	2	2	1	1	9	52	7	51.6	28:42
14	6	7	1	3-12-25.0%	1-1-100%	244	53	100	25	4.0	144	5-24	168	23	16	1	0	0	0	1	3	4	0	0	7	55	4	55.8	31:27	
18	5	12	1	8-19-42.1%	1-2-50.0%	336	77	77	21	3.7	259	4-18	277	52	31	2	2	1	1	0	0	1	1	0	10	80	7	50.7	34:29	
22	5	16	1	8-15-53.3%	0-0-0.0%	401	66	80	23	3.5	321	2-13	334	41	27	3	0	0	3	0	3	3	1	1	7	74	3	48.7	31:06	
21	6	14	1	6-17-35.3%	2-3-66.7%	292	76	79	24	3.3	213	6-22	235	46	26	1	3	0	1	0	1	2	1	0	4	25	6	53.0	34:09	
22	3	17	2	3-13-23.1%	1-3-33.3%	443	70	66	20	3.3	377	3-18	395	47	30	2	0	0	2	0	0	2	0	0	3	14	5	45.6	29:22	
17	8	8	1	1-10-10.0%	4-4-100.0%	304	55	85	27	3.1	219	1-1	219	27	18	3	1	3	0	0	1	1	3	2	8	48	3	30.7	24:58	
28	3	24	1	9-19-47.4%	2-2-100.0%	552	84	77	23	3.3	475	3-22	497	58	34	4	3	0	4	0	1	2	0	0	5	46	6	52.0	32:10	
20	7	11	2	2-13-15.4%	3-4-75.0%	300	69	104	25	4.2	196	3-16	212	41	24	2	2	0	2	0	0	2	2	1	9	81	5	45.2	30:00	
16	5	9	2	4-12-33.3%	0-1-0.0%	311	60	139	21	6.6	127	5-37	164	34	20	1	4	1	0	0	0	0	3	2	6	46	6	48.2	28:23	
18	7	8	3	3-12-25.0%	1-3-33.3%	273	63	148	24	6.2	125	5-32	157	34	20	1	2	1	0	0	0	0	2	1	5	41	4	43.5	29:12	
18	8	7	3	7-17-41.2%	0-4-0.0%	276	76	114	28	4.1	162	1-8	170	47	24	0	1	0	0	0	1	1	1	1	9	84	5	50.0	29:19	
13	1	9	3	4-12-33.3%	0-2-0.0%	230	55	56	19	2.9	174	2-9	183	34	18	1	2	0	1	0	1	1	0	0	3	20	5	43.2	28:20	
303	93	180	30	70-237-29.5%	24-44-54.5%	5,114	1,118	1,608	391	94.6	3,506	66-373	3,879	661	395	29	23	8	19	2	18	27	20	11	119	915	89	49.3	30:13	

2024 BROWNS GAME-BY-GAME DEFENSIVE STATISTICS

OPP	1ST DOWNS				DOWN CONV.				RUSHING				PASS				TDs				FGs				PEN		PUNTS			
	T	R	Pass	Pen.	3rd	4th	Net Yds.	Plays	Net	Att.	Avg.	Net	Skd-Yds.	Gross	A	C	TD	INT	R	P	Ret	M	A	No.	Lost	No.	Yds.	Avg.	Poss.	
vs. DAL (9/8)	15	7	8	0	4-14-28.6%	0-0-0.0%	265	60	102	25	4.1	163	3-16	179	32	19	3	0	1	1	1	4	4	1	0	11	85	6	49.0	29:06
at JAX (9/15)	18	7	9	2	3-9-33.3%	0-0-0.0%	323	55	127	21	6.0	196	4-24	220	30	14	2	0	1	1	0	2	3	1	0	6	52	3	52.0	25:37
vs. NYG (9/22)	21	7	13	1	4-14-28.6%	1-1-100.0%	340	69	112	32	3.5	228	2-8	236	35	24	2	0	1	2	0	0	1	3	2	9	68	7	51.6	33:56
at LV (9/29)	17	8	7	2	4-12-33.3%	0-0-0.0%	268	55	152	29	5.2	116	2-14	130	24	14	2	0	2	0	0	2	2	1	1	6	49	4	58.0	29:18
at WAS (10/6)	19	10	8	1	8-17-47.1%	2-2-100.0%	434	65	215	34	6.3	219	3-17	236	28	15	4	1	3	1	0	2	2	2	1	5	31	4	48.0	31:18
at PHI (10/13)	19	8	11	0	5-14-35.7%	2-2-100.0%	372	62	116	36	3.2	256	1-8	264	25	16	2	0	0	2	0	2	3	1	0	5	40	3	48.7	28:33
vs. CIN (10/20)	12	3	8	1	2-13-15.4%	0-1-0.0%	223	53	59	25	2.4	164	3-17	181	25	15	3	0	0	2	1	0	1	0	0	3	37	8	44.3	25:31
vs. BAL (10/27)	22	5	14	3	2-10-20.0%	0-2-0.0%	387	62	124	21	5.9	263	3-26	289	38	23	3	0	1	2	0	1	2	0	0	7	53	4	52.3	28:54
vs. LAC (11/3)	13	3	10	0	5-14-35.7%	1-1-100.0%	342	56	96	23	4.2	246	6-36	282	27	18	4	0	2	2	0	0	1	0	0	5	35	7	47.1	25:51
at NO (11/17)	19	8	11	0	5-10-50.0%	1-1-100.0%	473	58	214	28	7.6	259	1-7	266	29	22	5	1	3	2	0	0	0	2	1	5	41	3	36.7	30:38
vs. PIT (11/21)	17	5	10	2	7-16-43.8%	1-3-33.3%	368	67	120	34	3.5	248	8-19	270	29	21	2	0	1	1	0	2	3	2	1	6	39	1	15.0	35:02
at DEN (12/2)	19	5	11	3	6-13-46.2%	0-0-0.0%	400	61	106	26	4.1	294	0-0	294	35	18	5	2	2	1	2	2	2	0	0	4	57	5	51.2	27:50
at PIT (12/9)	15	8	6	1	6-14-42.9%	0-0-0.0%	267	62	120	35	3.4	147	1-11	158	26	15	3	0	1	2	0	2	2	1	1	6	61	6	52.3	30:00
vs. KC (12/15)	18	6	12	0	7-18-38.9%	0-1-0.0%	311	75	132	35	3.8	179	0-0	179	40	21	3	0	1	2	0	0	1	0	0	4	30	9	44.3	31:37
at CIN (12/22)	21	6	14	1	4-11-36.4%	0-0-0.0%	326	56	116	22	5.3	210	4-42	252	30	23	3	0	0	3	0	1	2	1	1	5	35	4	51.5	30:48
vs. MIA (12/29)	18	4	12	2	2-11-18.2%	0-1-0.0%	280	57	74	26	27.0	206	4-19	225	26	22	2	0	1	1	0	2	2	1	0	11	94	7	43.9	30:41
at BAL (1/4)	20	8	12	0	7-14-50.0%	0-3-0.0%	6437	67	220	35	6.3	217	0-0	217	32	16	5	0	2	2	1	0	0	0	0	10	83	4	44.8	31:40
TOTAL	303	108	176	19	81-224-36.2%	8-18-44.4%	5,816	1,040	2,205	488	129.7	3,611	41-267	3,878	511	316	53	4	22	26	5	23	31	16	8	108	89	47.8	29:47	

WEEK 1



COWBOYS 33  
BROWNS 17  
Sept. 8, 2024  
Huntington Bank Field, Cleveland, OH



TEAM	1	2	3	4	F
Dallas	7	13	10	3	33
Cleveland	3	0	7	7	17

SCORING SUMMARY

TEAM Q TIME PLAY

Browns	1	9:23	D. Hopkins 51 yd. Field Goal (6-13, 3:16)
Cowboys	1	6:55	B. Cooks 21 yd. pass from D. Prescott (B. Aubrey kick) (6-70, 2:28)
Cowboys	2	5:15	E. Elliott 3yd. run (B. Aubrey kick) (11-78, 5:56)
Cowboys	2	2:06	B. Aubrey 57yd. Field Goal (5-17, 2:28)
Cowboys	2	0:51	B. Aubrey 40yd. Field Goal (4-1, 0:55)
Cowboys	3	12:59	K. Turpin 60yd. punt return (B. Aubrey kick)
Browns	3	8:42	J. Jeudy 6 yd. pass from D. Watson (D. Hopkins kick) (12-75, 4:17)
Cowboys	3	1:27	B. Aubrey 50yd. Field Goal (6-14, 2:28)
Cowboys	4	11:51	B. Aubrey 46yd. Field Goal (6-10, 2:16)
Browns	4	0:29	J. Ford 2yd. run (D. Hopkins kick) (15-64, 6:53)

TEAM STATISTICS

	DAL	CLE
FIRST DOWNS:	15	15
TIME OF POSSESSION:	29:06	30:54
TOTAL NET YARDS: (RU/PA):	265 (102/163)	230 (93/137)
SACKS/YARDS	6/32	3/16
PUNTS/AVERAGE:	6/49.0	7/51.0
PENALTIES/YARDS:	11/85	11/64
FUMBLES/LOST:	1/0	1/0

INDIVIDUAL STATISTICS

**PASSING:** DAL: D. Prescott 32-19-179 (1 TD); CLE: D. Watson 45-24-169 (1 TD, 2 INT)  
**RUSHING:** DAL: E. Elliott 10-40 (TD), R. Dowdle 8-26, C. Lamb 3-25, B. Cooks 1-5, D. Vaughn 1-4, D. Prescott 1-3, C. Rush 1-1; CLE: J. Ford 12-44 (TD), D. Watson 5-39, P. Strong 2-10  
**RECEIVING:** DAL: C. Lamb 5-61, B. Cooks 4-40 (TD), J. Ferguson 3-15, H. Luepke 2-18, E. Elliott 2-9, J. Brooks 1-18, J. Tolbert 1-12, R. Dowdle 1-6; CLE: J. Ford 6-25, D. Njoku 4-44, J. Akins 3-27, J. Jeudy 3-27, E. Moore 3-9, P. Strong 2-20, A. Cooper 2-16, C. Tillman 1-3.



WEEK 2



BROWNS 18  
JAGUARS 13  
Sept. 15, 2024  
EverBank Stadium, Jacksonville, FL



TEAM	1	2	3	4	F
Cleveland	7	6	3	2	18
Jacksonville	0	3	7	3	13

SCORING SUMMARY

TEAM Q TIME PLAY

Browns	1	2:29	D. Watson 1 yd. run (D. Hopkins kick) (16-89, 9:14)
Browns	2	9:52	D. Hopkins 53 yd. Field Goal (12-41, 6:35)
Jaguars	2	4:44	C. Little 22 yd. Field Goal (11-66, 5:08)
Browns	2	0:27	D. Hopkins 38 yd. Field Goal (8-52, 4:17)
Browns	3	10:20	D. Hopkins 44 yd. Field Goal (6-23, 2:16)
Jaguars	3	1:11	T. Etienne 4 yd. run (C. Little kick) (3-72, 1:18)
Jaguars	4	7:32	C. Little 25 yd. Field Goal (13-83, 6:42)
Browns	4	1:44	T. Lawrence sacked in end zone by A. Wright for a Safety

TEAM STATISTICS

	CLE	JAX
FIRST DOWNS:	17	18
TIME OF POSSESSION:	34:23	25:37
TOTAL NET YARDS: (RU/PA):	297 (125/172)	323 (127/196)
SACKS/YARDS	4/24	2/14
PUNTS/AVERAGE:	5-43.6	3-52.0
PENALTIES/YARDS:	13-100	6-52
FUMBLES/LOST:	1-0	1-0


INDIVIDUAL STATISTICS

**PASSING:** CLE: D. Watson 34-22-186; JAX: T. Lawrence 30-14-220  
**RUSHING:** CLE: J. Ford 7-64, D. Foreman 14-42, D. Watson 5-20 (TD), J. Winston 2-4, P. Strong 1--5; JAX: T. Etienne 13-52 (TD), T. Lawrence 2-45, D. Johnson 5-26, D. Duvernay 1-4.  
**RECEIVING:** CLE: E. Moore 6-44, J. Jeudy 5-73, D. Bell 3-27, A. Cooper 3-11, P. Strong 1-10, J. Akins 1-10, D. Foreman 1-9, C. Tillman 1-2, J. Ford 1-0; JAX: B. Strange 3-65, G. Davis 3-43, T. Etienne 3-6, B. Thomas 2-94, L. Farrell 2-13, C. Kirk 1-1.






WEEK 3



GIANTS 21  
BROWNS 15

Sept. 22, 2024

Huntington Bank Field, Cleveland, OH



TEAM	1	2	3	4	F
New York	7	14	0	0	21
Cleveland	7	0	7	8	15

SCORING SUMMARY


TEAM	Q	TIME	PLAY
Browns	1	14:49	A.Cooper 24 yd. pass from D.Watson (D.Hopkins kick) (1-24, 0:06)
Giants	1	2:07	D.Singletary 1 yd. run (G.Joseph kick) (13-81, 7:44)
Giants	2	1:44	M.Nabers 3 yd. pass from D.Jones (G.Joseph kick) (14-93, 6:51)
Giants	2	0:11	M.Nabers 5 yd. pass from D.Jones (G.Joseph kick) (4-30, 0:21)
Browns	4	11:33	A.Cooper 6 yd. pass from D.Watson (D.Watson-J.Jeudy pass) (5-49, 2:07)

TEAM STATISTICS


	NYG	CLE
FIRST DOWNS:	21	16
TIME OF POSSESSION:	33:56	26:04
TOTAL NET YARDS: (RU/PA):	340 (112/228)	217(69/148)
SACKS/YARDS	2/8	8/48
PUNTS/AVERAGE:	7/51.6	6/51.0
PENALTIES/YARDS:	9/68	5/48
FUMBLES/LOST:	3/2	2/2

INDIVIDUAL STATISTICS

**PASSING:** NYG: D. Jones 34-24-236 (2 TD); CLE: D. Watson 37-21-196 (2 TD).  
**RUSHING:** NYG: D.Singletary 16-65 (TD), T.Tracy 5-23, D.Jones 8-20, M.Nabers 2-4, E.Gray 1-0; CLE: J.Ford 10-37, D. Watson 4-26, D.Foreman 2-5, J.Winston 2-1.  
**RECEIVING:** NYG: M.Nabers 8-78 (2 TD), W.Robinson 7-61, D.Singletary 4-43, T.Tracy 2-17, D.Bellinger 1-17, T.Johnson 1-13, D.Slayton 1-7; CLE: A.Cooper 7-86 (2 TD) , J.Akins 4-29, J.Jeudy 4-27, J.Ford 3-33, E.Moore 2-17, C.Tillman 1-4.



WEEK 4



BROWNS 16  
RAIDERS 20

Sept. 29, 2024

Allegiant Stadium, Las Vegas, NV



TEAM	1	2	3	4	F
Cleveland	10	0	0	6	16
Las Vegas	0	10	10	0	20

SCORING SUMMARY

TEAM	Q	TIME	PLAY
Browns	1	5:38	B.Whiteheart 1 yd. pass from D.Watson (D.Hopkins kick) (15-70, 9:22)
Browns	1	0:35	D.Hopkins 56 yd. Field Goal (6-17, 3:20)
Raiders	2	9:50	T.Tucker 3 yd. run (D.Carlson kick) (11-70, 5:45)
Raiders	2	2:52	D.Carlson 52 yd. Field Goal (9-45, 5:06)
Raiders	3	11:28	D.Carlson 34 yd. Field Goal (8-55, 3:32)
Raiders	3	5:23	D.Turner 18 yd. run (D.Carlson kick) (6-52, 2:36)
Browns	4	14:50	R.McLeod 25 yd. fumble return (kick failed, wl)

TEAM STATISTICS


	CLE	LV
FIRST DOWNS:	16	17
TIME OF POSSESSION:	30:42	29:18
TOTAL NET YARDS: (RU/PA):	241 (92/149)	268(152/116)
SACKS/YARDS	2/14	3/27
PUNTS/AVERAGE:	5-63.2	4-58.0
PENALTIES/YARDS:	5/38	6/49
FUMBLES/LOST:	1/0	1/1

INDIVIDUAL STATISTICS

**PASSING:** CLE: D.Watson 32-24-176 (1 TD); LV: G.Minshew 24-14-130.  
**RUSHING:** CLE: J.Ford 10-58, D.Watson 8-32, D.Foreman 4-2; LV: A.Mattison 5-60, Z.White 17-50, D.Turner 1-18 (TD), B.Bowers 1-12, T.McAllister 2-11, T.Tucker 1-3(TD), G.Minshew 2--2.  
**RECEIVING:** CLE: J.Ford 7-27, J.Jeudy 6-72, A.Cooper 4-35, B.Whiteheart 3-13 (TD), E.Moore 1-11, J.Akins 1-10, D.Foreman 1-5, J.Proche 1-3; LV: J.Meyers 5-49, T.Tucker 5-41, H.Bryant 2-21, B.Bowers 2-19.




WEEK 5



BROWNS 13  
COMMANDERS 34

Oct. 6, 2024

Northwest Stadium, Landover, MD



TEAM	1	2	3	4	F
Cleveland	0	3	3	7	13
Washington	7	17	10	0	34

SCORING SUMMARY

TEAM Q TIME PLAY

Commanders	1	2:40	B.Robinson 4 yd. run (A.Seibert kick) (6-34, 3:25)
Browns	2	13:08	D.Hopkins 51 yd. Field Goal (6-10, 1:52)
Commanders	2	8:41	A.Seibert 27 yd. Field Goal (8-71, 4:27)
Commanders	2	3:11	B.Robinson 1 yd. run (A.Seibert kick) (10-74, 3:37)
Commanders	2	0:36	D.Brown 41 yd. pass from J.Daniels (A.Seibert kick) (5-62, 0:59)
Browns	3	12:12	D.Hopkins 31 yd. Field Goal (6-17, 2:40)
Commanders	3	7:23	J.McNichols 3 yd. run (A.Seibert kick) (9-80, 4:49)
Commanders	3	2:35	A.Seibert 30 yd. Field Goal (7-38, 3:13)
Browns	4	7:02	J.Akins 10 yd. pass from D.Watson (D.Hopkins kick) (9-54, 4:49)

TEAM STATISTICS

	CLE	WAS
FIRST DOWNS:	12	19
TIME OF POSSESSION:	28:42	31:18
TOTAL NET YARDS: (RU/PA):	212 (104/108)	434(215/219)
SACKS/YARDS	7/33	3/17
PUNTS/AVERAGE:	7-51.6	4-48.0
PENALTIES/YARDS:	9/52	5/31
FUMBLES/LOST:	1/1	2/1

INDIVIDUAL STATISTICS


**PASSING:** CLE: D. Watson 28-15-125 (1 TD), J. Winston 1-1-16; WAS: J. Daniels 25-14-238 (1 TD), M. Mariota 3-1 -2.

**RUSHING:** CLE: J.Ford 9-47, D.Foreman 9-44, D.Watson 3-14, P.Strong 1-2, J.Winston 1- -3; WAS: J.Daniels 11-82, A.Ekeler 6-67, J.McNichols 7-44 (TD), B.Robinson 7-18 (2 TD), M.Mariota 2-2, T.McLaurin 1-2.

**RECEIVING:** CLE: A.Cooper 4-60, J.Akins 3-22 (TD), E.Moore 4-11, J.Ford 3-2, J.Jeudy 1-16, D.Foreman 1-16, D.Njoku 1-14; WAS: T.McLaurin 4-112, L.McCaffrey 3-19, D.Brown 2-57 (TD), A.Ekeler 2-30, Z.Ertz 2-10, O.Zaccheaus 1-10, B.Tremayne 1- -2.




WEEK 6



BROWNS 16  
EAGLES 20

Oct. 13, 2024

Lincoln Financial Field, Philadelphia, PA



TEAM	1	2	3	4	F
Cleveland	0	10	0	6	16
Philadelphia	0	10	3	7	20

SCORING SUMMARY

TEAM Q TIME PLAY

Eagles	2	13:02	J.Elliott 49 yd. Field Goal (14-58, 6:48)
Eagles	2	7:17	A.Brown 22 yd. pass from J.Hurts (J.Elliott kick) (10-84, 4:46)
Browns	2	1:58	D.Hopkins 43 yd. Field Goal (10-45, 5:19)
Browns	2	0:14	R.McLeod 50 yd. return of blocked field goal (D.Hopkins kick)
Eagles	3	2:50	J.Elliott 44 yd. Field Goal (7-27, 3:57)
Browns	4	9:49	D.Hopkins 49 yd. Field Goal (12-39, 8:01)
Eagles	4	7:54	D.Smith 45 yd. pass from J.Hurts (J.Elliott kick) (4-70, 1:55)
Browns	4	3:54	D.Hopkins 31 yd. Field Goal (9-57, 4:00)

TEAM STATISTICS

	CLE	PHI
FIRST DOWNS:	14	19
TIME OF POSSESSION:	31:27	28:33
TOTAL NET YARDS: (RU/PA):	244 (100/144)	372(116/256)
SACKS/YARDS	5/24	1/8
PUNTS/AVERAGE:	4/55.8	3/48.7
PENALTIES/YARDS:	7/55	5/40
FUMBLES/LOST:	0/0	1/0

INDIVIDUAL STATISTICS

**PASSING:** CLE: D. Watson 23-16-168; PHI: J. Hurts 25-16-264 (2 TD).

**RUSHING:** CLE: P. Strong 8-43, D. Foreman 10-31, D. Watson 4-17, J. Ford 2-14, C. Tillman 1- -5; PHI: S. Barkley 18-47, J. Hurts 14-33, K. Gainwell 3-23, J. Dotson 1-13.

**RECEIVING:** CLE: D. Njoku 5-31, A. Cooper 4-42, P. Strong 2-35, D. Foreman 2-16, J. Jeudy 1-35, J. Darden 1-6, E. Moore 1-3; PHI: A. Brown 6-116(TD) , G. Calcaterra 4-67, D. Smith 3-64, S. Barkley 2-7, J. Dotson 1-10.





WEEK 7



BENGALS 21  
BROWNS 14  
Oct. 20, 2024  
Huntington Bank Field, Cleveland, OH



TEAM	1	2	3	4	F
Cincinnati	7	0	14	0	21
Cleveland	0	6	0	8	14

SCORING SUMMARY

TEAM Q TIME PLAY

Bengals	1	14:48	C.Jones 100 yd. kickoff return (E.McPherson kick) (0-0, 0:12)
Browns	2	0:56	N.Chubb 1 yd. run (kick failed, wl) (12-78, 4:29)
Bengals	3	7:56	J.Chase 18 yd. pass from J.Burrow (E.McPherson kick) (5-65, 2:53)
Bengals	3	1:30	T.Higgins 25 yd. pass from J.Burrow (E.McPherson kick) (4-50, 1:55)
Browns	4	1:27	D.Njoku 8 yd. pass from J.Winston (J.Winston-C.Tillman pass) (12-60, 2:16)

TEAM STATISTICS

	CIN	CLE
FIRST DOWNS:	12	18
TIME OF POSSESSION:	25:31	34:29
TOTAL NET YARDS: (RU/PA):	223 (59/164)	336(77/259)
SACKS/YARDS	3/17	2/13
PUNTS/AVERAGE:	8-44.3	7-50.7
PENALTIES/YARDS:	3/37	4/35
FUMBLES/LOST:	0/0	1/0

INDIVIDUAL STATISTICS

**PASSING:** CIN: J. Burrow 25-15-181 (2 TD); CLE: D.Thompson-Robinson 24-11-8, D. Watson 17-15-128, J.Winston 11-5-67 (TD).

**RUSHING:** CIN: C.Brown 15-44, J.Chase 1-11, Z.Moss 6-7, J.Burrow 3- -3; CLE: D.Thompson-Robinson 3-44, N.Chubb 11-22 (TD), P.Strong 3-6, D.Foreman 2-5, D.Watson 2-0.

**RECEIVING:** CIN: J.Chase 5-55 (TD), T.Higgins 4-82, Z.Moss 3-33, C.Brown 2-9, M.Gesicki 1-2; CLE: D.Njoku 10-76 (TD) , C.Tillman 8-81,E.Moore 6-41, J.Akins 4-42, J.Jeudy 1-18, N.Chubb 1-10, P.Strong 1-9.



WEEK 8



RAVENS 24  
BROWNS 29  
Oct. 27, 2024  
Huntington Bank Field, Cleveland, OH



TEAM	1	2	3	4	F
Baltimore	0	10	7	7	24
Cleveland	3	3	14	9	29

SCORING SUMMARY

TEAM Q TIME PLAY

Browns	1	0:37	D.Hopkins 28 yd. Field Goal (14-81, 8:08)
Ravens	2	11:51	J.Tucker 49 yd. Field Goal (7-40, 3:46)
Browns	2	3:41	D.Hopkins 33 yd. Field Goal (10-52, 5:39)
Ravens	2	0:27	N.Agholor 11 yd. pass from L.Jackson (J.Tucker kick) (2-25, 0:41)
Browns	3	10:46	D.Njoku 23 yd. pass from J.Winston (D.Hopkins kick) (8-70, 4:14)
Ravens	3	4:42	M.Andrews 7 yd. pass from L.Jackson (J.Tucker kick) (6-62, 2:59)
Browns	3	2:01	C.Tillman 22 yd. pass from J.Winston (D.Hopkins kick) (6-72, 2:41)
Browns	4	4:55	D.Hopkins 48 yd. Field Goal (8-32, 4:11)
Ravens	4	2:36	D.Henry 2 yd. run (J.Tucker kick) (6-91, 2:19)
Browns	4	0:59	C.Tillman 38 yd. pass from J.Winston (pass failed) (9-69, 1:37)

TEAM STATISTICS

	BAL	CLE
FIRST DOWNS:	22	22
TIME OF POSSESSION:	28:54	31:06
TOTAL NET YARDS: (RU/PA):	387 (124/263)	401(80/321)
SACKS/YARDS	3/26	2/13
PUNTS/AVERAGE:	4/52.3	3/48.7
PENALTIES/YARDS:	7/53	7/74
FUMBLES/LOST:	0/0	1/1

INDIVIDUAL STATISTICS


**PASSING:** BAL: L. Jackson 38-23-289 (2 TD); CLE: J. Winston 41-27-334 (3 TD).

**RUSHING:** BAL: D. Henry 11-73 (TD), L. Jackson 8-46, J. Hill 2-5; CLE: N. Chubb 16-52, D.Foreman 5-26, J.Winston 2-2.


**RECEIVING:** BAL: Z. Flowers 7-111, M. Andrews 5-36, I. Likely 4-47, N. Agholor 3-36, R. Bateman 1-28, J. Hill 1-14, C. Kolar 1-9, D. Henry 1-4; CLE: E. Moore 8-85, C. Tillman 7-99 (2 TD), J.Jeudy 5-79, D. Njoku 5-61, G. Swaim 1-7, P. Strong 1-3.



WEEK 9



CHARGERS 27  
BROWNS 10  
Nov. 3, 2024  
Huntington Bank Field, Cleveland, OH



TEAM	1	2	3	4	F
Los Angeles	7	13	0	7	27
Cleveland	0	3	0	7	10

SCORING SUMMARY

TEAM	Q	TIME	PLAY
Chargers	1	6:49	J.Palmer 28 yd. pass from J.Herbert (C.Dicker kick) (6-30, 3:44)
Browns	2	9:30	D.Hopkins 38 yd. Field Goal (10-34, 5:19)
Chargers	2	8:01	Q.Johnston 66 yd. pass from J.Herbert (kick failed, wl) (3-70, 1:29)
Chargers	2	3:30	J.Dobbins 16 yd. run (C.Dicker kick) (5-60, 2:47)
Chargers	4	4:16	J.Dobbins 7 yd. run (C.Dicker kick) (4-46, 2:14)
Browns	4	0:44	C.Tillman 17 yd. pass from J.Winston (D.Hopkins kick) (12-70, 3:32)

TEAM STATISTICS


	LAC	CLE
FIRST DOWNS:	13	21
TIME OF POSSESSION:	25:51	34:09
TOTAL NET YARDS: (RU/PA):	342 (96/246)	292(79/213)
SACKS/YARDS	6/22	6/36
PUNTS/AVERAGE:	7-47.1	6-53.0
PENALTIES/YARDS:	5/35	4/25
FUMBLES/LOST:	0/0	1/0

INDIVIDUAL STATISTICS


**PASSING:** LAC: J. Herbert 27-18-282 (2 TD); CLE: J. Winston 46-26-235 (1 TD).  
**RUSHING:** LAC: J. Dobbins 14-85 (2 TD), K. Vidal 5-7, J. Herbert 3-2, Q. Johnston 1-2; CLE: N. Chubb 15-39, J. Winston 5-27, P. Strong 2-8, J.Ford 2-5.  
**RECEIVING:** LAC: L. McConkey 5-64, Q. Johnston 4-118 (TD), J. Palmer 2-63 (TD), J. Dobbins 2-20, W. Dissly 2-9, H. Hurst 1-6, E. Tomlinson 1-2; CLE: J. Jeudy 7-73, C. Tillman 6-75, D. Njoku 5-29, J. Akins 3-32, E. Moore 3-28, J. Ford 1-2, N. Chubb 1- -4.



WEEK 11



BROWNS 14  
SAINTS 35  
Nov. 17, 2024  
Caesars Superdome, New Orleans, LA



TEAM	1	2	3	4	F
Cleveland	6	0	8	0	14
New Orleans	7	7	0	21	35

SCORING SUMMARY

TEAM	Q	TIME	PLAY
Saints	1	9:54	T.Hill 10 yd. run (B.Grupe kick) (6-49, 2:34)
Browns	1	1:52	J.Jeudy 89 yd. pass from J.Winston (pass failed) (1-89, 0:15)
Saints	2	12:40	M.Valdes-Scantling 71 yd. pass from D.Carr (B.Grupe kick) (3-80, 1:34)
Browns	3	8:49	E.Moore 30 yd. pass from J.Winston (J.Winston-D.Njoku pass) (8-92, 4:12)
Saints	4	13:22	T.Hill 33 yd. run (B.Grupe kick) (9-77, 4:56)
Saints	4	6:04	J.Johnson 1 yd. pass from D.Carr (B.Grupe kick) (6-35, 2:56)
Saints	4	2:26	T.Hill 75 yd. run (B.Grupe kick) (2-78, 0:17)

TEAM STATISTICS

	CLE	NO
FIRST DOWNS:	22	19
TIME OF POSSESSION:	29:22	30:38
TOTAL NET YARDS: (RU/PA):	443 (66/377)	473 (214/259)
SACKS/YARDS	3/18	1/7
PUNTS/AVERAGE:	5/45.6	3/36.7
PENALTIES/YARDS:	3/14	5/41
FUMBLES/LOST:	0/0	2/1


INDIVIDUAL STATISTICS

**PASSING:** CLE: J. Winston 46-30-395, D. Thompson-Robinson 1-0-0; NO: D. Carr 27-21-248 (2 TD), T. Hill 2-1-18.  
**RUSHING:** CLE: N. Chubb 11-50, J. Ford 5-10, J. Winston 1-8, P. Strong 2-5, K. Toney 1- -7; NO: T. Hill 7-138 (3 TD), A. Kamara 16-67, D. Carr 1-8, J. Mims 2-3, J. Haener 2- -2.  
**RECEIVING:** CLE: D. Njoku 9-81, J. Jeudy 6-142, E. Moore 6-66, J. Ford 4-29, C. Tillman 3-47, J. Akins 1-19, J. Thrash 1-11; NO: T. Hill 8-50, A. Kamara 4-22, F. Moreau 3-50, J. Johnson 3-30, M. Valdes-Scantling 2-87, K. Austin 1-18, D. Pettis 1-9.






WEEK 12



STEELERS 19  
BROWNS 24

Nov. 21, 2024

Huntington Bank Field, Cleveland, OH



TEAM	1	2	3	4	F
Pittsburgh	0	3	3	13	19
Cleveland	0	10	0	14	24

SCORING SUMMARY

TEAM	Q	TIME	PLAY
Steelers	2	10:53	C.Boswell 48 yd. Field Goal (10-59, 6:08)
Browns	2	4:00	N.Chubb 2 yd. run (D.Hopkins kick) (12-80, 6:53)
Browns	2	0:40	D.Hopkins 34 yd. Field Goal (6-15, 2:31)
Steelers	3	1:56	C.Boswell 28 yd. Field Goal (13-71, 7:13)
Browns	4	12:16	J.Winston 2 yd. run (J.Winston-D.Njoku pass) (10-65, 4:40)
Steelers	4	7:57	J.Warren 3 yd. run (C.Boswell kick) (7-69, 4:19)
Steelers	4	6:15	C.Austin 23 yd. pass from R.Wilson (pass failed) (3-27, 0:50)
Browns	4	0:57	N.Chubb 2 yd. run (pass failed)

TEAM STATISTICS


	PIT	CLE
FIRST DOWNS:	17	17
TIME OF POSSESSION:	35:02	24:58
TOTAL NET YARDS: (RU/PA):	368 (120/248)	304 (85/219)
SACKS/YARDS	4/22	1/0
PUNTS/AVERAGE:	1/15.0	3/30.7
PENALTIES/YARDS:	6/39	8/48
FUMBLES/LOST:	2/1	3/2

INDIVIDUAL STATISTICS

**PASSING:** PIT: R. Wilson 28-21-270 (1 TD); CLE: J. Winston 27-18-219.  
**RUSHING:** PIT: J. Warren 11-45 (1 TD), N. Harris 16-41, J. Fields 3-26, R. Wilson 3-10, C. Patterson 1- -2; CLE: N. Chubb 20-59 (2 TD), J. Ford 4-19, J. Winston, 3-7 (1 TD).  
**RECEIVING:** PIT: P. Freiemuth 4-59, G. Pickens 4-48, C. Austin 3-78 (1 TD), J. Warren 3-19, D. Washington 3-14, V. Jefferson 2-39, N. Harris 2-13; CLE: J. Jeudy 6-85, J. Akins 3-38, E. Moore 3-21, C. Tillman 2-28, B. Whiteheart 1-29, D. Njoku 1-9, J. Ford 1-8, N. Chubb 1-1.




WEEK 13



BROWNS 32  
BRONCOS 41

Dec. 2, 2024

Empower Field at Mile High, Denver, CO



TEAM	1	2	3	4	F
Cleveland	7	10	8	7	32
Denver	7	14	10	10	41

SCORING SUMMARY

TEAM	Q	TIME	PLAY
Broncos	1	4:13	J.Williams 2 yd. run (W.Lutz kick) (12-63, 6:03)
Browns	1	1:09	D.Njoku 8 yd. pass from J.Winston (D.Hopkins kick) (5-70, 3:04)
Browns	2	8:49	D.Hopkins 45 yd. Field Goal (9-42, 3:43)
Broncos	2	4:03	M.Burton 1 yd. run (W.Lutz kick) (6-67, 3:04)
Broncos	2	1:38	N.Bonitto 71 yd. interception return (W.Lutz kick) 10 21
Browns	2	0:13	D.Njoku 4 yd. pass from J.Winston (D.Hopkins kick) (11-70, 1:25)
Broncos	3	10:01	M.Mims 93 yd. pass from B.Nix (W.Lutz kick) (3-92, 0:33)
Browns	3	9:50	J.Jeudy 70 yd. pass from J.Winston (J.Winston-J.Jeudy pass) (1-70, 0:11)
Broncos	3	1:52	W.Lutz 36 yd. Field Goal (10-78, 4:06)
Browns	4	8:57	N.Chubb 5 yd. pass from J.Winston (D.Hopkins kick) (9-72, 3:34)
Broncos	4	2:54	W.Lutz 27 yd. Field Goal (11-61, 6:03)
Broncos	4	1:48	J.McMillian 44 yd. interception return (W.Lutz kick)

TEAM STATISTICS


	CLE	DEN
FIRST DOWNS:	28	19
TIME OF POSSESSION:	32:10	27:50
TOTAL NET YARDS: (RU/PA):	552 (77/475)	400 (106/294)
SACKS/YARDS	2/8	8/48
PUNTS/AVERAGE:	6/52.0	5/51.2
PENALTIES/YARDS:	5/46	4/57
FUMBLES/LOST:	0/0	0/0

INDIVIDUAL STATISTICS


**PASSING:** CLE: J. Winston 58-34-497 (4 TD); DEN: B. Nix 35-18-294 (1 TD).  
**RUSHING:** CLE: J. Ford 9-41, N. Chubb 9-21, J. Winston 3-11, K. Toney 1-3, E. Moore 1-1; DEN: J. McLaughlin 14-84, A. Estime 3-12, B. Nix 3-4, M. Mims 1-4, J. Williams 4-1 (1 TD), M. Burton 1-1 (1 TD).  
**RECEIVING:** CLE: J. Jeudy 9-235 (1 TD), D. Njoku 9-52 (2 TD), E. Moore 8-111, M. Woods 3-43, N. Chubb 2-24 (1 TD), J. Thrash 2-11, J. Ford 1-21; DEN: C. Sutton 6-102, M. Mims 3-105 (1 TD), L.



WEEK 14



BROWNS 14  
STEELERS 27  
Dec. 8, 2024  
Acrisure Stadium, Pittsburgh, PA



TEAM	1	2	3	4	F
Cleveland	7	7	7	14	14
Pittsburgh	3	13	27	27	27

SCORING SUMMARY


TEAM	Q	TIME	PLAY
Steelers	1	9:32	C.Boswell 30 yd. Field Goal (5-24, 2:30)
Browns	1	5:50	J.Jeudy 35 yd. pass from J.Winston (D.Hopkins kick) (7-70, 3:42)
Steelers	2	11:00	N.Harris 1 yd. run (C.Boswell kick) (5-31, 2:18)
Steelers	2	4:21	C.Boswell 54 yd. Field Goal (11-45, 5:39)
Steelers	3	8:37	V.Jefferson 10 yd. pass from R.Wilson (C.Boswell kick) (8-67, 4:03)
Steelers	3	3:51	P.Freiermuth 20 yd. pass from R.Wilson (C.Boswell kick) (5-46, 1:55)
Browns	4	7:19	D.Njoku 15 yd. pass from J.Winston (D.Hopkins kick) (14-79, 5:47)

TEAM STATISTICS


	CLE	PIT
FIRST DOWNS:	20	15
TIME OF POSSESSION:	30:00	30:00
TOTAL NET YARDS: (RU/PA):	300 (104/196)	267(120/147)
SACKS/YARDS	3/16	1/11
PUNTS/AVERAGE:	5/45.2	6/52.3
PENALTIES/YARDS:	9/81	6/61
FUMBLES/LOST:	2/1	1/1

INDIVIDUAL STATISTICS


**PASSING:** CLE: J. Winston 41-24-212 (2 TD); PIT: R. Wilson 26-15-158 (2 TD).  
**RUSHING:** CLE: N. Chubb 11-48, J. Ford 10-28, J. Winston 4-28; PIT: N. Harris 16-53 (1 TD), J. Warren 9-47, R. Wilson 6-17, C. Patterson 4-3.  
**RECEIVING:** CLE: D. Njoku 7-42 (1 TD), J. Jeudy 5-64 (1 TD), E. Moore 3-34, J. Ford 3-19, J. Proche 2-18, P. Strong 2-9, J. Akins 1-14, M. Woods 1-12; PIT: P. Freiermuth 3-48 (1 TD), S. Miller 3-38, M. Williams 3-36, J. Warren 2-25, V. Jefferson 1-10 (1 TD), C. Austin 1-4, M. Pruitt 1 -1, C. Patterson 1 -2.



WEEK 15



CHIEFS 21  
BROWNS 7  
Dec. 15, 2024  
Huntington Bank Field, Cleveland, OH



TEAM	1	2	3	4	F
Kansas City	7	14	21	21	21
Cleveland	0	0	7	7	7

SCORING SUMMARY

TEAM	Q	TIME	PLAY
Chiefs	1	12:12	J.Smith-Schuster 7 yd. pass from P.Mahomes (H.Butker kick) (3-21, 1:22)
Chiefs	2	4:46	N.Gray 6 yd. pass from P.Mahomes (H.Butker kick) (14-87, 6:56)
Chiefs	3	12:59	X.Worthy 21 yd. run (H.Butker kick) (4-34, 1:47)
Browns	3	3:16	J.Ford 62 yd. run (R.Patterson kick) (2-49, 0:56)

TEAM STATISTICS

	KC	CLE
FIRST DOWNS:	18	16
TIME OF POSSESSION:	31:37	28:23
TOTAL NET YARDS: (RU/PA):	311 (132/179)	266 (139/127)
SACKS/YARDS	0/0	5/37
PUNTS/AVERAGE:	9/44.3	6/48.2
PENALTIES/YARDS:	4/30	6/45
FUMBLES/LOST:	0/0	3/2


INDIVIDUAL STATISTICS

**PASSING:** KC: P. Mahomes 38-19-159 (2 TD); CLE: J. Winston 25-16-14, D. Thompson-Robinson 9-4-18.  
**RUSHING:** KC: K. Hunt 13-45, I. Pacheco 13-32, X. Worthy 3-30 (1 TD), P. Mahomes 2-14, S. Perine 1-11, C. Wentz 3-0; CLE: J.Ford 7-84 (1 TD), N. Chubb 9-41, D. Thompson-Robinson 3-16, J.Winston 2 -2.  
**RECEIVING:** KC: X. Worthy 6-46, D. Hopkins 5-36, T. Kelce 4-27, N. Gray 2-21 (1 TD), S. Perine 1-23, I. Pacheco 1-15, J. Smith-Schuster 1-7, (1 TD), K. Hunt 1-4; CLE: J. Jeudy 11-108, J. Akins 3-30, J. Ford 2-20, M. Woods 2-7, E. Moore 2 -1.






WEEK 16



**BROWNS 6  
BENGALS 24**  
Dec. 22, 2024  
Paycor Stadium, Cincinnati, OH



TEAM	1	2	3	4	F
Cleveland	0	0	6	0	6
Cincinnati	7	10	0	7	24

SCORING SUMMARY

TEAM Q TIME PLAY

Bengals	1	7:14	T.Higgins 2 yd. pass from J.Burrow (C.York kick) (8-99, 4:58)
Bengals	2	7:32	A.Iosivas 6 yd. pass from J.Burrow (C.York kick) (9-50, 4:02)
Bengals	2	0:00	C.York 59 yd. Field Goal (8-27, 3:51)
Browns	3	5:50	J.Ford 4 yd. run (kick failed, wr) (11-70, 5:20)
Bengals	4	1:44	J.Chase 32 yd. pass from J.Burrow (C.York kick) (2-36, 0:10)

TEAM STATISTICS


	CLE	CIN
FIRST DOWNS:	18	21
TIME OF POSSESSION:	29:12	30:48
TOTAL NET YARDS: (RU/PA):	273 (148/125)	326(116/210)
SACKS/YARDS	5/32	4/42
PUNTS/AVERAGE:	4/43.5	4/51.5
PENALTIES/YARDS:	5/41	5/35
FUMBLES/LOST:	2/1	1/1

INDIVIDUAL STATISTICS


**PASSING: CLE:** D. Thompson-Robinson 34-20-157; **CIN:** J. Burrow 30-23-252 (3 TD).  
**RUSHING: CLE:** J. Ford 11-92 (1 TD), D. Thompson-Robinson 9-49, P. Strong 2-6, D. Foreman 2-1; **CIN:** C. Brown 18-91, J. Burrow 2-19, J. Chase 1-7, J. Browning 1-1.  
**RECEIVING: CLE:** D. Njoku 8-66, J. Ford 5-39, E. Moore 2-21, J. Jeudy 2-20, P. Strong 2-3, J. Akins 1-8; **CIN:** T. Higgins 8-58 (1 TD), J. Chase 6-97 (1 TD), A. Iosivas 3-53 (1 TD), C. Brown 3-18, M. Gesicki 2-14, D. Sample 1-12.



WEEK 17



**DOLPHINS 20  
BROWNS 3**  
Dec. 29, 2024  
Huntington Bank Field, Cleveland, OH



TEAM	1	2	3	4	F
Miami	3	3	7	7	20
Cleveland	0	3	0	0	3

SCORING SUMMARY

TEAM Q TIME PLAY

Dolphins	1	5:46	J.Sanders 54 yd. Field Goal (7-26, 3:39)
Browns	2	13:26	D.Hopkins 25 yd. Field Goal (14-66, 7:20)
Dolphins	2	0:00	J.Sanders 39 yd. Field Goal (5-41, 0:40)
Dolphins	3	11:04	T.Huntley 13 yd. run (J.Sanders kick) (6-72, 3:05)
Dolphins	4	3:38	J.Smith 7 yd. pass from T.Huntley (J.Sanders kick) (4-21, 0:18)

TEAM STATISTICS


	MIA	CLE
FIRST DOWNS:	18	18
TIME OF POSSESSION:	30:41	29:19
TOTAL NET YARDS: (RU/PA):	280 (74/206)	276 (114/162)
SACKS/YARDS	4/19	1/8
PUNTS/AVERAGE:	7/43.9	6/50.0
PENALTIES/YARDS:	11/94	9/84
FUMBLES/LOST:	1/0	1/1

INDIVIDUAL STATISTICS


**PASSING: MIA:** T. Huntley 26-22-225 (1 TD); **CLE:** D. Thompson-Robinson 47-24-170.  
**RUSHING: MIA:** T. Huntley 7-52 (1 TD), D. Achane 10-25, J. Wilson 3-5, R. Mostert 6-3, M. Washington 1- -11; **CLE:** D. Foreman 13-49, P. Strong 5-33, J. Ford 6-22, D. Thompson-Robinson 4-10.  
**RECEIVING: MIA:** T. Hill 9-105, M. Washington 4-41, J. Smith 3-26, R. Mostert 2-16, D. Achane 2-13, R. Cracraft 1-16, D. Eskridge 1-8; **CLE:** J. Jeudy 12-94, J. Akins 6-49, P. Strong 3-15, B. Whiteheart 1-8, M. Woods 1-3, E. Moore 1-1.



WEEK 18



BROWNS 10  
RAVENS 35  
Jan. 4, 2025  
M&T Bank Stadium, Baltimore, MD



TEAM	1	2	3	4	F
Cleveland	0	3	0	7	10
Baltimore	7	7	7	14	35

SCORING SUMMARY

TEAM	Q	TIME	PLAY
Ravens	1	8:32	N.Wiggins 26 yd. interception return (J.Tucker kick)
Ravens	2	11:03	M.Andrews 12 yd. pass from L.Jackson (J.Tucker kick) (7-47, 3:18)
Browns	2	6:33	D.Hopkins 23 yd. Field Goal (9-55, 4:30)
Ravens	3	10:42	R.Bateman 7 yd. pass from L.Jackson (J.Tucker kick) (7-70, 4:18)
Browns	4	11:33	J.Akins 16 yd. pass from B.Zappe (D.Hopkins kick) (12-72, 6:36)
Ravens	4	6:44	D.Henry 2 yd. run (J.Tucker kick) (8-70, 4:49)
Ravens	4	3:04	D.Henry 43 yd. run (J.Tucker kick) (3-51, 1:31)

TEAM STATISTICS

	CLE	BAL
FIRST DOWNS:	13	20
TIME OF POSSESSION:	28:20	31:40
TOTAL NET YARDS: (RU/PA):	230 (56/174)	437 (220/217)
SACKS/YARDS	0/0	2/49
PUNTS/AVERAGE:	5/43.2	4/44.8
PENALTIES/YARDS:	3/20	10/83
FUMBLES/LOST:	0/0	0/0

INDIVIDUAL STATISTICS

**PASSING:** CLE: B. Zappe 31-16-170 (1 TD), D. Thompson-Robinson 3-2-13; BAL: L. Jackson 32-16-217 (2 TD).

**RUSHING:** CLE: D. Foreman 10-27, J. Kibodi 5-24, D. Thompson-Robinson 2-3, B. Zappe 2-2; BAL: D. Henry 20-138 (2 TD), L. Jackson 9-63, K. Mitchell 4-10, Z. Flowers 1-9.

**RECEIVING:** CLE: J. Jeudy 6-63, J. Akins 6-60, E. Moore 3-36, J. Kibodi 1-15, D. Foreman 1-8, B. Whiteheart 1-1; BAL: R. Bateman 5-76, M. Andrews 4-54, I. Likely 3-38, D. Henry 2-23, P. Ricard 1-14, Z. Flowers 1-12.





2024 BROWNS W-L RECORD BREAKDOWN

	2024 SEASON				2023 SEASON			
	OVERALL	VS. AFCN	HOME	ROAD	OVERALL	VS. AFCN	HOME	ROAD
Overall	3-14	2-4	2-6	1-7	11-6	3-3	8-1	3-5
On grass	3-13	2-4	2-6	1-7	9-3	3-2	8-1	1-2
On artificial surfaces	0-1	0-0	0-0	0-1	2-3	0-1	0-0	2-3
When scoring first	2-3	1-0	1-2	1-1	8-1	2-0	7-0	2-1
When opponent scores first	1-11	1-4	1-4	0-6	3-5	1-3	2-1	1-4
In overtime	0-0	0-0	0-0	0-0	0-0	0-0	0-0	0-0
When leading after first quarter	1-1	1-0	1-0	1-1	6-0	2-0	5-0	1-0
When leading at halftime	2-0	1-0	1-0	1-0	8-0	2-0	6-0	2-0
When leading after third quarter	3-0	2-0	2-0	1-0	7-2	2-1	7-0	1-2
When trailing after first quarter	0-9	0-4	0-5	0-4	3-6	1-3	1-1	2-5
When trailing at halftime	1-11	1-4	1-6	0-5	3-6	1-3	1-1	1-5
When trailing after third quarter	0-12	0-4	0-6	0-6	3-4	1-2	0-1	2-3
When tied at halftime	0-2	0-0	0-0	0-2	1-0	0-0	1-0	0-0
On Sunday	2-12	1-3	1-6	1-6	10-3	3-2	8-1	2-4
On Monday	0-1	0-0	0-0	0-1	0-1	0-1	0-0	0-1
On Thursday	1-0	1-0	1-0	0-0	1-0	0-0	1-0	0-0
On Saturday	0-1	0-1	0-0	0-0	0-0	0-0	0-0	0-0
Day games (before 5 p.m.)	2-13	1-4	1-6	1-6	10-5	2-2	8-1	1-4
Night games (after 5 p.m.)	1-1	1-0	1-0	0-1	1-1	0-1	1-0	0-1
When CLE had 100-yard rusher	0-0	0-0	0-0	0-0	2-1	2-1	1-0	1-1
When CLE had 100-yard receiver	0-3	0-0	0-1	0-2	6-0	0-0	5-0	1-0
When CLE had 300-yard passer	1-2	0-0	1-0	0-2	4-0	0-0	4-0	0-0
When OPP had 100-yard rusher	0-1	0-0	0-0	0-1	1-1	1-1	1-0	0-1
When OPP had 100-yard receiver	1-6	1-0	1-3	0-3	1-2	0-1	1-0	1-2
When OPP had 300-yard passer	0-0	0-0	0-0	0-0	1-0	0-0	0-0	0-0

2024 REPLAYS AND CHALLENGES

{2024 BROWNS CHALLENGES}

BROWNS CHALLENGES (0/1)

DATE	OPP.	TIME	INITIAL CALL	DECISION
12/9	PIT	Q4 5:52	Cleveland challenged the pass completion ruling	Ruling stands

OPPONENT CHALLENGES (2/5)

DATE	OPP.	TIME	INITIAL CALL	DECISION
10/14	PHI	Q1 5:26	Philadelphia challenged the passer was not down by contact ruling	Reversed
12/9	PIT	Q4 11:48	Pittsburgh challenged the runner was not down by contact ruling	Reversed
12/15	KC	Q3 11:58	Kansas City challenged the incomplete pass ruling	Ruling stands
12/29	MIA	Q3 4:09	Miami challenged the short of the line to gain ruling	Ruling stands
12/29	MIA	Q3 2:32	Miami challenged the forward pass ruling	Ruling stands

2024 STARTING LINEUPS AND INACTIVES

OFFENSIVE GAME-BY-GAME STARTERS

GAME	OPP.	WR	LT	LG	C	RG	RT	TE	WR	WR	QB	RB
9/8	DAL	J. Jeudy	J. Hudson	J. Bitonio	E. Pocic	W. Teller	D. Jones	D. Njoku	A. Cooper	E. Moore	D. Watson	J. Ford
9/15	at JAX	A. Cooper	J. Hudson	J. Bitonio	E. Pocic	W. Teller	D. Jones	Z. Zinter (T)	N. Harris (FB)	E. Moore	D. Watson	D. Foreman
9/22	NYG	A. Cooper	J. Wills	J. Bitonio	E. Pocic	W. Teller	D. Jones	J. Akins	C. Tillman	J. Jeudy	D. Watson	J. Ford
9/29	at LV	J. Jeudy	J. Hudson	J. Bitonio	E. Pocic	Z. Zinter	D. Jones	J. Akins	A. Cooper	E. Moore	D. Watson	J. Ford
10/6	at WAS	A. Cooper	J. Wills	J. Bitonio	E. Pocic	Z. Zinter	D. Jones	D. Njoku	J. Jeudy	E. Moore	D. Watson	D. Foreman
10/13	at PHI	A. Cooper	J. Wills	J. Bitonio	N. Harris	M. Dunn	J. Conklin	D. Njoku	E. Moore	J. Jeudy	D. Watson	J. Ford
10/20	CIN	J. Darden	J. Wills	J. Bitonio	E. Pocic	M. Dunn	J. Conklin	D. Njoku	C. Tillman	J. Jeudy	D. Watson	N. Chubb
10/27	BAL	C. Tillman	D. Jones	J. Bitonio	E. Pocic	W. Teller	J. Conklin	D. Njoku	G. Swaim (TE)	J. Jeudy	J. Winston	N. Chubb
11/3	LAC	C. Tillman	D. Jones	J. Bitonio	E. Pocic	W. Teller	J. Conklin	D. Njoku	E. Moore	J. Jeudy	J. Winston	N. Chubb
11/17	NO	C. Tillman	D. Jones	J. Bitonio	E. Pocic	W. Teller	J. Conklin	D. Njoku	G. Swaim (TE)	J. Jeudy	J. Winston	N. Chubb
11/21	PIT	C. Tillman	G. Ifedi	J. Bitonio	E. Pocic	W. Teller	J. Conklin	D. Njoku	E. Moore	J. Jeudy	J. Winston	N. Chubb
12/2	at DEN	J. Jeudy	G. Ifedi	J. Bitonio	E. Pocic	W. Teller	J. Conklin	D. Njoku	J. Akins (TE)	E. Moore	J. Winston	N. Chubb
12/8	at PIT	J. Jeudy	G. Ifedi	J. Bitonio	E. Pocic	W. Teller	J. Conklin	D. Njoku	B. Whiteheart (TE)	E. Moore	J. Winston	N. Chubb
12/15	KC	J. Jeudy	G. Ifedi	J. Bitonio	E. Pocic	W. Teller	J. Conklin	J. Akins	M. Woods	E. Moore	J. Winston	N. Chubb
12/22	at CIN	J. Jeudy	G. Ifedi	J. Bitonio	E. Pocic	W. Teller	J. Conklin	D. Njoku	M. Woods	E. Moore	D. Thompson-Robinson	N. Chubb
12/29	MIA	J. Jeudy	G. Ifedi	J. Bitonio	E. Pocic	W. Teller	J. Conklin	J. Akins	M. Dunn (OL)	E. Moore	D. Thompson-Robinson	J. Ford
1/4	at BAL	J. Jeudy	G. Ifedi	J. Bitonio	E. Pocic	W. Teller	J. Conklin	J. Akins	B. Whiteheart (TE)	E. Moore	B. Zappe	J. Ford

DEFENSIVE GAME-BY-GAME STARTERS

GAME	OPP.	DE	DT	DT	DE	LB	LB	CB	CB	CB	S	S
9/8	DAL	M. Garrett	D. Tomlinson	M. Hurst	Z. Smith	J. Hicks	J. Owusu-Koramoah	D. Ward	G. Newsome	M. Emerson	G. Delpit	J. Thornhill
9/15	at JAX	M. Garrett	D. Tomlinson	S. Harris	Z. Smith	J. Hicks	J. Owusu-Koramoah	D. Ward	G. Newsome	M. Emerson	G. Delpit	R. Hickman
9/22	NYG	M. Garrett	D. Tomlinson	S. Harris	Z. Smith	J. Hicks	J. Owusu-Koramoah	D. Ward	D. Bush (LB)	M. Emerson	G. Delpit	R. Hickman
9/29	at LV	M. Garrett	D. Tomlinson	S. Harris	Z. Smith	J. Hicks	J. Owusu-Koramoah	D. Ward	G. Newsome	R. McLeod (S)	G. Delpit	R. Hickman
10/6	at WAS	M. Garrett	D. Tomlinson	S. Harris	Z. Smith	D. Bush	J. Owusu-Koramoah	D. Ward	G. Newsome	M. Emerson	G. Delpit	R. Hickman
10/13	at PHI	M. Garrett	D. Tomlinson	S. Harris	Z. Smith	M. Diabate	J. Owusu-Koramoah	D. Ward	M. Hurst (DT)	M. Emerson	R. McLeod	D. Bell
10/20	CIN	M. Garrett	D. Tomlinson	S. Harris	Z. Smith	J. Hicks	J. Owusu-Koramoah	D. Ward	D. Bush (LB)	M. Emerson	G. Delpit	J. Thornhill
10/27	BAL	M. Garrett	D. Tomlinson	S. Harris	Z. Smith	D. Bush	J. Owusu-Koramoah	D. Ward	N. Watson (LB)	M. Diabate (LB)	G. Delpit	J. Thornhill
11/3	LAC	M. Garrett	D. Tomlinson	S. Harris	Z. Smith	D. Bush	M. Diabate	D. Ward	W. Reid (LB)	M. Emerson	G. Delpit	J. Thornhill
11/17	NO	M. Garrett	D. Tomlinson	S. Harris	O. Okoronkwo	D. Bush	M. Diabate	D. Ward	J. Hicks (LB)	M. Emerson	G. Delpit	J. Thornhill
11/21	PIT	M. Garrett	D. Tomlinson	S. Harris	O. Okoronkwo	D. Bush	M. Diabate	D. Ward	J. Hicks (LB)	M. Emerson	G. Delpit	J. Thornhill
12/2	at DEN	M. Garrett	D. Tomlinson	S. Harris	O. Okoronkwo	D. Bush	M. Diabate	D. Ward	J. Hicks (LB)	M. Emerson	G. Delpit	R. Hickman
12/8	at PIT	M. Garrett	D. Tomlinson	S. Harris	O. Okoronkwo	J. Hicks	M. Diabate	D. Ward	D. Bush (ILB)	M. Emerson	G. Delpit	J. Thornhill
12/15	KC	M. Garrett	D. Tomlinson	S. Harris	O. Okoronkwo	J. Hicks	M. Diabate	D. Ward	R. McLeod (S)	M. Emerson	G. Delpit	J. Thornhill
12/22	at CIN	M. Garrett	D. Tomlinson	M. Hall	I. McGuire	J. Hicks	M. Diabate	D. Ward	D. Bush (LB)	W. Reid (LB)	G. Delpit	J. Thornhill
12/29	MIA	M. Garrett	D. Tomlinson	M. Hall	I. McGuire	J. Hicks	M. Diabate	D. Ward	R. McLeod (S)	M. Emerson	G. Delpit	J. Thornhill
1/4	at BAL	M. Garrett	S. Kamara	M. Hall	I. McGuire	W. Reid	M. Diabate	C. Mitchell	R. McLeod (S)	M. Emerson	G. Delpit	J. Thornhill

GAME-BY-GAME INACTIVES

GAME	OPP.								
9/8	DAL	QB D.Thompson-Robinson	CB K.Hailassie	CB M.Harden	DE I.McGuire	G J.Cohen	T J.Wills	T J.Conklin	
9/15	at JAX	QB D.Thompson-Robinson	CB K.Hailassie	G J.Cohen	T J.Wills	T J.Conklin	WR J.Thrash	TE D.Njoku	
9/22	NYG	QB D.Thompson-Robinson	RB P.Strong	CB K.Hailassie	G J.Cohen	T J.Conklin	WR J.Thrash	TE D.Njoku	
9/29	at LV	QB D.Thompson-Robinson	RB P.Strong	CB K.Hailassie	T J.Wills	T J.Conklin	WR J.Thrash	TE D.Njoku	
10/6	at WAS	QB D.Thompson-Robinson	CB K.Hailassie	LB J.Hicks	T J.Hudson	G J.Cohen	T J.Conklin	WR J.Thrash	
10/13	at PHI	QB D.Thompson-Robinson	S G.Delpit	S R.Hickman	C E.Pocic	LB J.Hicks	DT Q.Jefferson	WR J.Thrash	
10/20	CIN	CB K.Hailassie	S R.Hickman	RB J.Ford	LB N.Watson	DT Q.Jefferson			
10/27	BAL	QB B.Zappe	S R.Hickman	RB J.Ford	LB J.Hicks	T J.Wills	DT Q.Jefferson		
11/3	LAC	QB B.Zappe	RB D.Foreman	LB J.Hicks	G G.Ifedi	DT Q.Jefferson			
11/17	NO	QB B.Zappe	WR J.Darden	RB D.Foreman	DB C.Anusiem	T J.Wills			
11/21	PIT	QB B.Zappe	RB D. Foreman	DB C. Anusiem	T J. Wills	TE G. Swaim			
12/2	at DEN	S J.Thornhill	WR C.Tillman	RB D.Foreman	DB C.Anusiem	T J.Wills	DE S.Kamara	DE J.Houston	
12/8	at PIT	QB B.Zappe	WR C.Tillman	RB D.Foreman	DB C.Anusiem	WR J.Thrash	DE S.Kamara	DE J.Houston	
12/15	KC	QB B.Zappe	K D.Hopkins	WR C.Tillman	RB D.Foreman	DB C.Anusiem	TE D.Njoku	DE J.Houston	
12/22	at CIN	QB J.Winston	WR C.Tillman	CB K.Hailassie	DB C.Anusiem	TE B.Bates	DT S.Harris	DE C.Thomas	
12/29	MIA	QB J.Winston	WR C.Tillman	DB C.Anusiem	DE O.Okoronkwo	TE D.Njoku			
1/4	at BAL	QB J.Winston	CB D.Ward	CB K.Hailassie	ILB D.Bush	LB J.Hicks	WR M.Woods	DT D.Tomlinson	

2024 DEFENSIVE GAME-BY-GAME STATS

INTERCEPTIONS						
GAME	OPP.	NO.	YARDS	LG	TD	PLAYERS
9/8	DAL	0	0	0	0	N/A
9/15	JAX	0	0	0	0	N/A
9/22	NYG	0	0	0	0	N/A
9/29	at LV	1	0	0	0	J. Owusu-Koramoah
10/6	at WAS	0	0	0	0	N/A
10/13	at PHI	0	0	0	0	N/A
10/20	CIN	0	0	0	0	N/A
10/27	BAL	0	0	0	0	N/A
11/3	LAC	0	0	0	0	N/A
11/17	NO	1	0	0	0	D. Ward
11/21	PIT	0	0	0	0	N/A
12/2	at DEN	2	-2	-2	0	D. Ward, G. Newsome
12/8	at PIT	0	0	0	0	N/A
12/22	at CIN	0	0	0	0	N/A
12/29	MIA	0	0	0	0	N/A
1/4	at BAL	0	0	0	0	N/A
TOTALS		4	-2	-2	0	

FUMBLES						
FUMBLES FORCED				FUMBLES RECOVERED		
GAME	OPP.	NO.	PLAYERS	NO.	PLAYERS	
9/8	DAL	1	M. Garrett	0	N/A	
9/15	JAX	1	M. Garrett	0	N/A	
9/22	NYG	2	T. Brown, S. Harris	2	G. Delpit, R. Hickman	
9/29	at LV	1	I. McGuire	2	R. McLeod (TD), D. Watson	
10/6	at WAS	2	M. Emerson, J. Owusus-Koramoah	1	M. Emerson	
10/13	at PHI	0	N/A	0	N/A	
10/20	CIN	0	N/A	0	N/A	
10/27	BAL	0	N/A	0	N/A	
11/3	LAC	0	N/A	0	N/A	
11/17	NO	2	D. Ward, O. Okoronkwo	1	D. Ward	
11/21	PIT	1	M. Garrett	1	W. Reid	
12/2	at DEN	0	N/A	0	N/A	
12/8	at PIT	1	I. McGuire	1	M. Garrett	
12/15	KC	0	N/A	0	N/A	
12/22	at CIN	1	I. McGuire	1	J. Briggs	
12/29	MIA	0	N/A	0	N/A	
1/4	at BAL	0	N/A	0	N/A	
TOTAL		12		9		

QUARTERBACK SACKS				
GAME	OPP.	NO.	YARDS	PLAYERS
9/8	DAL	3	16	M. Garrett (1), D. Tomlinson (1), Z. Smith (1)
9/15	JAX	4	24	J. Hicks (1), M. Garrett (1), A. Wright (1), Q. Jefferson (1)
9/22	NYG	2	8	Z. Smith (1), O. Okoronkwo (1)
9/29	at LV	2	14	M. Garrett (2)
10/6	at WAS	3	17	W. Reid (.5), D. Tomlinson (.5), J. Owusu-Koramoah (1), Z. Smith (1)
10/13	at PHI	1	8	J. Owusus-Koramoah (1)
10/20	CIN	3	17	I. McGuire (.5), Z. Smith (1), S. Harris (1), M. Hurst (.5)
10/27	BAL	3	26	J. Owusu-Koramoah (1), Z. Smith (1), O. Okoronkwo (1)
11/3	LAC	6	36	S. Harris (.5), D. Bush (1), D. Tomlinson (1.5), M. Garrett (3)
11/17	NO	1	7	O. Okoronkwo (1)
11/21	PIT	4	22	J. Hicks (1), M. Garrett (3)
12/2	at DEN	0	0	N/A
12/8	at PIT	1	11	M. Garrett (1)
12/2	KC	0	0	N/A
12/22	at CIN	4	42	M. Hall (1), G. Delpit (1), M. Garrett (1), I. McGuire (1)
12/29	MIA	4	19	I. McGuire (1), C. Thomas (1), M. Garrett (2)
1/4	at BAL	0	0	N/A
TOTAL		41	265	

2024 CLEVELAND BROWNS INDIVIDUAL BESTS

BROWNS

LONGEST RUN FROM SCRIMMAGE:	66, J. Ford, at CIN (12/22)
LONGEST TOUCHDOWN RUN:	62, J. Ford, vs. KC (12/15)
LONGEST PASS COMPLETION:	89, J. Jeudy, at NO (11/17)
LONGEST TOUCHDOWN PASS:	89, J. Jeudy, at NO (11/17)
LONGEST PUNT RETURN:	28, J. Darden, vs. DAL (9/8)
LONGEST KICKOFF RETURN:	45, J. Ford, vs. KC (12/15)
MOST INTERCEPTIONS:	1, J. Owusu-Koramoah, at WAS (10/6), 1, D. Ward, at NO (11/17), 1, D. Ward at DEN (12/2), 1, G. Newsome at DEN (12/2)
LONGEST INTERCEPTION RETURN:	
LONGEST PUNT:	84, C. Bojorquez, at LV (9/29)
LONGEST FIELD GOAL:	56, D. Hopkins, at LV (9/29)
MOST RUSHING ATTEMPTS:	20, N. Chubb, vs. PIT (11/21)
MOST RUSHING YARDS:	92, J. Ford, at CIN (12/22)
MOST PASS ATTEMPTS:	58, J. Winston, at DEN (12/2)
MOST PASS COMPLETIONS:	34, J. Winston, at DEN (12/2)
MOST YARDS PASSING:	497, J. Winston, at DEN (12/2)
MOST RECEPTIONS:	12, J. Jeudy vs. MIA (12/29)
MOST YARDS RECEIVING:	235, J. Jeudy, at DEN (12/2)
MOST INTERCEPTIONS THROWN:	3, J. Winston, vs. LAC (11/3), 3, J. Winston, at DEN (12/2), 3, J. Winston, vs. KC (12/15)
MOST RUSHING TOUCHDOWNS:	2, N. Chubb vs. PIT (11/21)
MOST TOUCHDOWN PASSES:	4, J. Winston, at DEN (12/2)
MOST TOUCHDOWN RECEPTIONS:	2, A. Cooper, vs. NYG (9/22), 2, C. Tillman, vs. BAL (10/27), 2, D. Njoku at DEN (12/2)
MOST QB SACKS:	3, M. Garrett, vs. LAC (11/3), 3, M. Garrett, vs. PIT (11/21)

OPPONENTS

LONGEST RUN FROM SCRIMMAGE:	75, T. Hill, at NO (11/17)
LONGEST TOUCHDOWN RUN:	75, T. Hill, at NO (11/17)
LONGEST PASS COMPLETION:	93, M. Mims, at DEN (12/2)
LONGEST TOUCHDOWN PASS:	93, M. Mims, at DEN (12/2)
LONGEST PUNT RETURN:	60, K. Turpin, vs. DAL (9/8)
LONGEST KICKOFF RETURN:	100, C. Jones, vs. CIN (9/8)
MOST INTERCEPTIONS:	1, E. Kendricks, vs. DAL (9/8), T. Diggs, vs. DAL (9/8), 1, T. Moehrig, at LV (9/29), 1, A. Gilman, vs. LAC (11/3), 1, T. Still, vs. LAC (11/3), 1, E. Molden, vs. LAC (11/3), 1, D. Jackson, vs. PIT (11/21), 1, N. Bonitto at DEN (12/2), 1, C. Barton at DEN (12/2), 1, J. McMillian, at DEN (12/2), 1, J. Pierre, at PIT (12/8), 1, K. Benton, at PIT (12/8), 1, J. Hicks, vs. KC (12/15), 1, B. Cook, vs. KC (12/15), 1, N. Bolton, vs. KC (12/15), 1, T. McDuffie, vs. KC (12/15), 1, J. Battle, at CIN (12/22), 1, G. Stone, at CIN (12/22), 1, T. Dodson, vs. MIA (12/29), 1, N. Wiggins, at BAL (1/4), 1, M. Pierce, at BAL (1/4)
LONGEST INTERCEPTION RETURN:	71, N. Bonitto, at DEN (12/2)
LONGEST PUNT:	67, J. Gillan, vs. NYG (9/22), 67, A. Cole, at LV (9/29)
LONGEST FIELD GOAL:	57, B. Aubrey, vs. DAL (9/8)
MOST RUSHING ATTEMPTS:	20, D. Henry, at BAL (1/4)
MOST RUSHING YARDS:	138, T. Hill, at NO (11/17), 138, D. Henry, at BAL (1/4)
MOST PASS ATTEMPTS:	38, L. Jackson, vs. BAL (10/27), 38, P. Mahomes, vs. KC (12/15)
MOST PASS COMPLETIONS:	24, D. Jones, vs. NYG (9/22)
MOST YARDS PASSING:	294, B. Nix, at DEN (12/2)
MOST RECEPTIONS:	9, T. Hill, vs. MIA (12/29)
MOST YARDS RECEIVING:	118, Q. Johnston, vs. LAC (11/3)
MOST INTERCEPTIONS THROWN:	2, B. Nix, at DEN (12/2)
MOST RUSHING TOUCHDOWNS:	3, T. Hill, at NO (11/17)
MOST TOUCHDOWN PASSES:	3, J. Burrow, at CIN (12/22)
MOST TOUCHDOWN RECEPTIONS:	2, M. Nabers, vs. NYG (9/22), 2, D. Henry, at BAL (1/4)
MOST QB SACKS:	2.5, F. Luvu, at WAS (10/6), 2.5 T. Tuipulotu, vs. LAC (11/3)



2024 BROWNS TEAM SCORING

GAME	OPP.	BROWNS						OPPONENTS					
		1ST	2ND	3RD	4TH	OT	TOTAL	1ST	2ND	3RD	4TH	OT	TOTAL
9/8	DAL	3	0	7	7	0	17	7	13	10	3	0	33
9/15	JAX	7	6	3	2	0	18	0	3	7	3	0	13
9/22	NYG	7	0	7	8	0	15	7	14	0	0	0	21
9/29	at LV	10	0	0	6	0	16	0	10	10	0	0	20
10/6	at WAS	0	3	3	7	0	13	7	17	10	0	0	34
10/13	at PHI	0	10	0	6	0	16	0	10	3	7	0	20
10/20	CIN	0	6	0	8	0	14	7	0	14	0	0	21
10/27	BAL	3	3	14	9	0	29	0	10	7	7	0	24
11/3	LAC	0	3	0	7	0	10	7	13	0	7	0	27
11/17	NO	6	0	8	0	0	14	7	7	0	21	0	35
11/21	PIT	0	10	0	14	0	24	0	3	3	13	0	19
12/2	at DEN	7	10	8	7	0	32	7	14	10	10	0	41
12/8	at PIT	7	0	0	7	0	14	3	10	14	0	0	27
12/15	KC	0	0	7	0	0	7	7	7	7	0	0	21
12/22	at CIN	0	0	6	0	0	6	7	10	0	7	0	24
12/29	MIA	0	3	0	0	0	3	3	3	7	7	0	20
1/4	at BAL	0	3	0	7	0	10	7	7	7	14	0	35
TOTALS		44	57	63	95	0	258	76	151	109	99	0	435

2024 TURNOVER TABLE

GAME	OPP.	TAKEAWAYS				FUMBLES	INT	TOTAL	GIVEAWAYS		RESULT
		FUMBLES	INTS	TOTAL	PTS				PTS OFF	DIFFERENCE	
9/8	DAL	0	0	0	0	0	2	2	3	-2	L, 17-33
9/15	JAX	1	0	1	0	1	0	1	0	0	W, 18-13
9/22	NYG	2	0	2	0	2	0	2	0	0	L, 16-21
9/29	at LV	1	0	1	6	0	1	1	0	0	L, 16-20
10/6	at WAS	1	1	2	0	1	0	1	0	+1	L, 13-34
10/13	at PHI	0	0	0	0	0	0	0	0	0	L, 16-20
10/20	CIN	0	0	0	0	0	2	2	0	-2	L, 14-21
10/27	BAL	0	0	0	0	1	0	1	0	-1	W, 29-24
11/3	LAC	0	0	0	0	0	3	3	0	-3	L, 10-27
11/17	NO	2	1	3	0	0	0	0	0	+3	L, 14-35
11/21	PIT	1	0	1	3	2	1	3	6	-2	W, 19-24
12/2	at DEN	0	2	2	10	0	3	3	14	-1	L, 32-41
12/8	at PIT	1	0	1	0	1	2	3	7	-2	L, 14-27
12/15	KC	0	0	0	0	2	4	6	14	-6	L, 7-21
12/22	at CIN	1	0	1	0	1	2	3	7	-2	L, 6-24
12/29	MIA	0	0	0	0	1	1	2	0	-2	L, 3-20
1/4	at BAL	0	0	0	0	0	2	2	7	-2	L, 10-35
TOTAL		10	4	14	19	12	21	32	58	-22	

2024 BROWNS SCORING DRIVES

CLEVELAND BROWNS VS DALLAS COWBOYS (9.8.24)

TEAM	QTR.	TIME	SCORING PLAY	DAL	CLE
Browns	1	9:23	D. Hopkins 51 yd. Field Goal	0	3
Cowboys	1	6:55	B. Cooks 21 yd. pass from D. Prescott (B. Aubrey kick)	7	3
Cowboys	2	5:15	E. Elliott 3 yd. run (B. Aubrey kick)	14	3
Cowboys	2	2:06	B. Aubrey 57 yd. Field Goal	17	3
Cowboys	2	0:51	B. Aubrey 40 yd. Field Goal	20	3
Cowboys	3	12:59	K. Turpin 60 yd. punt return	27	3
Browns	3	8:42	J. Jeudy 6 yd. pass from D. Watson (D. Hopkins kick)	27	10
Cowboys	3	1:27	B. Aubrey 50 yd. Field Goal	30	10
Cowboys	4	11:51	B. Aubrey 46 yd. Field Goal	33	10
Browns	4	0:29	J. Ford 2 yd. run (D. Hopkins kick)	33	17

CLEVELAND BROWNS AT JACKSONVILLE JAGUARS (9.15.24)

TEAM	QTR.	TIME	SCORING PLAY	DAL	CLE
Browns	1	2:29	D.Watson 1 yd. run (D.Hopkins kick) (16-89, 9:14)	7	0
Browns	2	9:52	D.Hopkins 53 yd. Field Goal (12-41, 6:35)	10	0
Jaguars	2	4:44	C.Little 22 yd. Field Goal (11-66, 5:08)	10	3
Browns	2	0:27	D.Hopkins 38 yd. Field Goal (8-52, 4:17)	13	3
Browns	3	10:20	D.Hopkins 44 yd. Field Goal (6-23, 2:16)	16	3
Jaguars	3	1:11	T.Etienne 4 yd. run (C.Little kick) (3-72, 1:18)	16	10
Jaguars	4	7:32	C.Little 25 yd. Field Goal (13-83, 6:42)	16	13
Browns	4	1:44	T.Lawrence sacked in end zone by A.Wright for a Safety	18	13

CLEVELAND BROWNS VS. NEW YORK GIANTS (9.22.24)

TEAM	QTR.	TIME	SCORING PLAY	NYG	CLE
Browns	1	14:49	A.Cooper 24 yd. pass from D.Watson (D.Hopkins kick) (1-24, 0:06)	0	7
Giants	1	2:07	D.Singletary 1 yd. run (G.Joseph kick) (13-81, 7:44)	7	7
Giants	2	1:44	M.Nabers 3 yd. pass from D.Jones (G.Joseph kick) (14-93, 6:51)	14	7
Giants	2	0:11	M.Nabers 5 yd. pass from D.Jones (G.Joseph kick) (4-30, 0:21)	21	7
Browns	4	11:33	A.Cooper 6 yd. pass from D.Watson (D.Watson-J.Jeudy pass) (5-49, 2:07)	21	15

CLEVELAND BROWNS AT LAS VEGAS RAIDERS (9.29.24)

TEAM	QTR.	TIME	SCORING PLAY	CLE	LV
Browns	1	5:38	B.Whiteheart 1 yd. pass from D.Watson (D.Hopkins kick) (15-70, 9:22)	7	0
Browns	1	0:35	D.Hopkins 56 yd. Field Goal (6-17, 3:20)	10	0
Raiders	2	9:50	T.Tucker 3 yd. run (D.Carlson kick) (11-70, 5:45)	10	7
Raiders	2	2:52	D.Carlson 52 yd. Field Goal (9-45, 5:06)	10	10
Raiders	3	11:28	D.Carlson 34 yd. Field Goal (8-55, 3:32)	10	13
Raiders	3	5:23	D.Turner 18 yd. run (D.Carlson kick) (6-52, 2:36)	10	20
Browns	4	14:50	R.McLeod 25 yd. fumble return (kick failed, wl)	16	20

CLEVELAND BROWNS AT WASHINGTON COMMANDERS (10.6.24)

TEAM	QTR.	TIME	SCORING PLAY	CLE	WAS
Commanders	1	2:40	B.Robinson 4 yd. run (A.Seibert kick) (6-34, 3:25)	0	7
Browns	2	13:08	D.Hopkins 51 yd. Field Goal (6-10, 1:52)	3	7
Commanders	2	8:41	A.Seibert 27 yd. Field Goal (8-71, 4:27)	3	10
Commanders	2	3:11	B.Robinson 1 yd. run (A.Seibert kick) (10-74, 3:37)	3	17
Commanders	2	0:36	D.Brown 41 yd. pass from J.Daniels (A.Seibert kick) (5-62, 0:59)	3	24
Browns	3	12:12	D.Hopkins 31 yd. Field Goal (6-17, 2:40)	6	24
Commanders	3	7:23	J.McNichols 3 yd. run (A.Seibert kick) (9-80, 4:49)	6	31
Commanders	3	2:35	A.Seibert 30 yd. Field Goal (7-38, 3:13)	6	34
Browns	4	7:02	J.Akins 10 yd. pass from D.Watson (D.Hopkins kick) (9-54, 4:49)	13	34

2024 BROWNS SCORING DRIVES

CLEVELAND BROWNS AT PHILADELPHIA EAGLES (10.13.24)

TEAM	QTR.	TIME	SCORING PLAY	CLE	PHI
Eagles	2	13:02	J.Elliott 49 yd. Field Goal (14-58, 6:48)	0	3
Eagles	2	7:17	A.Brown 22 yd. pass from J.Hurts (J.Elliott kick) (10-84, 4:46)	0	10
Browns	2	1:58	D.Hopkins 43 yd. Field Goal (10-45, 5:19)	3	10
Browns	2	0:14	R.McLeod 50 yd. return of blocked field goal (D.Hopkins kick)	10	10
Eagles	3	2:50	J.Elliott 44 yd. Field Goal (7-27, 3:57)	10	13
Browns	4	9:49	D.Hopkins 49 yd. Field Goal (12-39, 8:01)	13	13
Eagles	4	7:54	D.Smith 45 yd. pass from J.Hurts (J.Elliott kick) (4-70, 1:55)	13	20
Browns	4	3:54	D.Hopkins 31 yd. Field Goal (9-57, 4:00)	16	20

CLEVELAND BROWNS VS. CINCINNATI BENGALS (10.20.24)

TEAM	QTR.	TIME	SCORING PLAY	CIN	CLE
Bengals	1	14:48	C.Jones 100 yd. kickoff return (E.McPherson kick) (0-0, 0:12)	7	0
Browns	2	0:56	N.Chubb 1 yd. run (kick failed, wl) (12-78, 4:29)	7	6
Bengals	3	7:56	J.Chase 18 yd. pass from J.Burrow (E.McPherson kick) (5-65, 2:53)	14	6
Bengals	3	1:30	T.Higgins 25 yd. pass from J.Burrow (E.McPherson kick) (4-50, 1:55)	21	6
Browns	4	1:27	D.Njoku 8 yd. pass from J.Winston (J.Winston-C.Tillman pass) (12-60, 2:16)	21	14

CLEVELAND BROWNS VS. BALTIMORE RAVENS (10/27/24)

TEAM	QTR.	TIME	SCORING PLAY	BAL	CLE
Browns	1	0:37	D.Hopkins 28 yd. Field Goal (14-81, 8:08) (2-25, 0:41) (2-25, 0:41)	0	3
Ravens	2	11:51	J.Tucker 49 yd. Field Goal (7-40, 3:46)	3	3
Browns	2	3:41	D.Hopkins 33 yd. Field Goal (10-52, 5:39)	3	6
Ravens	2	0:27	N.Agholor 11 yd. pass from L.Jackson	9	6
Browns	3	10:46	D.Njoku 23 yd. pass from J.Winston (D.Hopkins kick) (8-70, 4:14)	10	13
Ravens	3	4:42	M.Andrews 7 yd. pass from L.Jackson (J.Tucker kick) (6-62, 2:59)	17	13
Browns	3	2:01	C. Tillman 22 yd. pass from J.Winston (D.Hopkins kick) (6-72, 2:41)	17	20
Browns	4	4:55	D.Hopkins 48 yd. Field Goal (8-32, 4:11)	17	23
Ravens	4	2:36	D.Henry 2 yd. run (J.Tucker kick) (6-91, 2:19)	24	23
Browns	4	0:59	C.Tillman 38 yd. pass from J.Winston (pass failed) (9-69, 1:37)	24	29

CLEVELAND BROWNS VS. LOS ANGELES CHARGERS (11.3.24)

TEAM	QTR.	TIME	SCORING PLAY	LAC	CLE
Chargers	1	6:49	J.Palmer 28 yd. pass from J.Herbert (C.Dicker kick) (6-30, 3:44)	7	0
Browns	2	9:30	D.Hopkins 38 yd. Field Goal (10-34, 5:19)	7	3
Chargers	2	8:01	Q.Johnston 66 yd. pass from J.Herbert (kick failed, wl) (3-70, 1:29)	13	3
Chargers	2	3:30	J.Dobbins 16 yd. run (C.Dicker kick) (5-60, 2:47)	20	3
Chargers	4	4:16	J.Dobbins 7 yd. run (C.Dicker kick) (4-46, 2:14)	27	3
Browns	4	0:44	C.Tillman 17 yd. pass from J.Winston (D.Hopkins kick) (12-70, 3:32)	27	10

CLEVELAND BROWNS AT NEW ORLEANS SAINTS (11.17.24)

TEAM	QTR.	TIME	SCORING PLAY	CLE	NO
Saints	1	9:54	T.Hill 10 yd. run (B.Grupe kick) (6-49, 2:34)	0	7
Browns	1	1:52	J.Jeudy 89 yd. pass from J.Winston (pass failed) (1-89, 0:15)	6	7
Saints	2	12:40	M.Valdes-Scantling 71 yd. pass from D.Carr (B.Grupe kick) (3-80, 1:34)	6	14
Browns	3	8:49	E.Moore 30 yd. pass from J.Winston (J.Winston-D.Njoku pass) (8-92, 4:12)	14	14
Saints	4	13:22	T.Hill 33 yd. run (B.Grupe kick) (9-77, 4:56)	14	21
Saints	4	6:04	J.Johnson 1 yd. pass from D.Carr (B.Grupe kick) (6-35, 2:56)	14	28
Saints	4	2:26	T.Hill 75 yd. run (B.Grupe kick) (2-78, 0:17)	14	35

2024 BROWNS SCORING DRIVES

CLEVELAND BROWNS VS. PITTSBURGH STEELERS (11.21.24)

TEAM	QTR.	TIME	SCORING PLAY	PIT	CLE
Steelers	2	10:53	C.Boswell 48 yd. Field Goal (10-59, 6:08)	3	0
Browns	2	4:00	N.Chubb 2 yd. run (D.Hopkins kick) (12-80, 6:53)	3	7
Browns	2	0:40	D.Hopkins 34 yd. Field Goal (6-15, 2:31)	3	10
Steelers	3	1:56	C.Boswell 28 yd. Field Goal (13-71, 7:13)	6	10
Browns	4	12:16	J.Winston 2 yd. run (J.Winston-D.Njoku pass) (10-65, 4:40)	6	18
Steelers	4	7:57	J.Warren 3 yd. run (C.Boswell kick) (7-69, 4:19)	13	18
Steelers	4	6:15	C.Austin 23 yd. pass from R.Wilson (pass failed) (3-27, 0:50)	19	18
Browns	4	0:57	N.Chubb 2 yd. run (pass failed) (9-45, 2:25)	19	24

CLEVELAND BROWNS AT DENVER BRONCOS (12.2.24)

TEAM	QTR.	TIME	SCORING PLAY	CLE	DEN
Broncos	1	4:13	J.Williams 2 yd. run (W.Lutz kick) (12-63, 6:03)	0	7
Browns	1	1:09	D.Njoku 8 yd. pass from J.Winston (D.Hopkins kick) (5-70, 3:04)	7	7
Browns	2	8:49	D.Hopkins 45 yd. Field Goal (9-42, 3:43)	10	7
Broncos	2	4:03	M.Burton 1 yd. run (W.Lutz kick) (6-67, 3:04)	10	14
Broncos	2	1:38	N.Bonitto 71 yd. interception return (W.Lutz kick)	10	21
Browns	2	0:13	D.Njoku 4 yd. pass from J.Winston (D.Hopkins kick) (11-70, 1:25)	17	21
Broncos	3	10:01	M.Mims 93 yd. pass from B.Nix (W.Lutz kick) (3-92, 0:33)	17	28
Browns	3	9:50	J.Jeudy 70 yd. pass from J.Winston (J.Winston-J.Jeudy pass) (1-70, 0:11)	25	28
Broncos	3	1:52	W.Lutz 36 yd. Field Goal (10-78, 4:06)	25	31
Browns	4	8:57	N.Chubb 5 yd. pass from J.Winston (D.Hopkins kick) (9-72, 3:34)	32	31
Broncos	4	2:54	W.Lutz 27 yd. Field Goal (11-61, 6:03)	32	34
Broncos	4	1:48	J.McMillian 44 yd. interception return (W.Lutz kick)	32	41

CLEVELAND BROWNS AT PITTSBURGH STEELERS (12.8.24)

TEAM	QTR.	TIME	SCORING PLAY	CLE	PIT
Steelers	1	9:32	C.Boswell 30 yd. Field Goal (5-24, 2:30)	0	3
Browns	1	5:50	J.Jeudy 35 yd. pass from J.Winston (D.Hopkins kick) (7-70, 3:42)	7	3
Steelers	2	11:00	N.Harris 1 yd. run (C.Boswell kick) (5-31, 2:18)	7	10
Steelers	2	4:21	C.Boswell 54 yd. Field Goal (11-45, 5:39)	7	13
Steelers	3	8:37	V.Jefferson 10 yd. pass from R.Wilson (C.Boswell kick) (8-67, 4:03)	7	20
Steelers	3	3:51	P.Freiermuth 20 yd. pass from R.Wilson (C.Boswell kick) (5-46, 1:55)	7	27
Browns	4	7:19	D.Njoku 15 yd. pass from J.Winston (D.Hopkins kick) (14-79, 5:47)	14	27

CLEVELAND BROWNS VS. KANSAS CITY CHIEFS (12.15.24)

TEAM	QTR.	TIME	SCORING PLAY	KC	CLE
Chiefs	1	12:12	J.Smith-Schuster 7 yd. pass from P.Mahomes (H.Butker kick) (3-21, 1:22)	7	0
Chiefs	2	4:46	N.Gray 6 yd. pass from P.Mahomes (H.Butker kick) (14-87, 6:56)	14	0
Chiefs	3	12:59	X.Worthy 21 yd. run (H.Butker kick) (4-34, 1:47)	21	0
Browns	3	3:16	J.Ford 62 yd. run (R.Patterson kick) (2-49, 0:56)	21	7

CLEVELAND BROWNS AT CINCINNATI BENGALS (12.22.24)

TEAM	QTR.	TIME	SCORING PLAY	CLE	CIN
Bengals	1	7:14	T.Higgins 2 yd. pass from J.Burrow (C.York kick) (8-99, 4:58)	0	7
Bengals	2	7:32	A.Iosivas 6 yd. pass from J.Burrow (C.York kick) (9-50, 4:02)	0	14
Bengals	2	0:00	C.York 59 yd. Field Goal (8-27, 3:51)	0	17
Browns	3	5:50	J.Ford 4 yd. run (kick failed, wr) (11-70, 5:20)	6	17
Bengals	4	1:44	J.Chase 32 yd. pass from J.Burrow (C.York kick) (2-36, 0:10)	6	24

CLEVELAND BROWNS VS. MIAMI DOLPHINS (12.29.24)

TEAM	QTR.	TIME	SCORING PLAY	MIA	CLE
Dolphins	1	5:46	J.Sanders 54 yd. Field Goal (7-26, 3:39)	3	0
Browns	2	13:26	D.Hopkins 25 yd. Field Goal (14-66, 7:20)	3	3
Dolphins	2	0:00	J.Sanders 39 yd. Field Goal (5-41, 0:40)	6	3
Dolphins	3	11:04	T.Huntley 13 yd. run (J.Sanders kick) (6-72, 3:05)	13	3
Dolphins	4	3:38	J.Smith 7 yd. pass from T.Huntley (J.Sanders kick) (4-21, 0:18)	20	3

CLEVELAND BROWNS AT BALTIMORE RAVENS (1.4.25)

TEAM	QTR.	TIME	SCORING PLAY	CLE	PHI
Ravens	1	8:32	N.Wiggins 26 yd. interception return (J.Tucker kick)	0	7
Ravens	2	11:03	M.Andrews 12 yd. pass from L.Jackson (J.Tucker kick) (7-47, 3:18)	0	14
Browns	2	6:33	D.Hopkins 23 yd. Field Goal (9-55, 4:30)	3	14
Ravens	3	10:42	R.Bateman 7 yd. pass from L.Jackson (J.Tucker kick) (7-70, 4:18)	3	21
Browns	4	11:33	J.Akins 16 yd. pass from B.Zappe (D.Hopkins kick) (12-72, 6:36)	10	21
Ravens	4	6:44	D.Henry 2 yd. run (J.Tucker kick) (8-70, 4:49)	10	28
Ravens	4	3:04	D.Henry 43 yd. run (J.Tucker kick) (3-51, 1:31)	10	35



2024 BALL POSSESSION AND DRIVE CHART

CLEVELAND BROWNS VS DALLAS COWBOYS (9.8.24)

BROWNS (30:54) AVERAGE DRIVE START CLE 29					COWBOYS (29:06) AVERAGE DRIVE START DAL 36				
	PLAYS	YARDS	TIME	END		PLAYS	YARDS	TIME	END
1.	6	13	3:16	Field Goal	1.	3	-1	2:21	Punt
2.	3	7	2:10	Punt	2.	6	70	2:28	Touchdown
3.	3	-5	1:10	Punt	3.	8	31	3:35	Punt
4.	3	8	1:45	Punt	4.	3	2	2:04	Punt
5.	3	3	0:41	Punt	5.	11	78	5:56	Touchdown
6.	2	-4	0:20	Interception	6.	5	17	2:28	Field Goal
7.	3	7	0:42	Punt	7.	4	1	0:55	Field Goal
8.	3	-14	2:01	Punt	8.	2	7	0:09	End of Half
9.	12	75	4:17	Touchdown	9.	3	3	0:55	Punt
10.	3	1	1:12	Punt	10.	3	4	1:18	Punt
11.	4	1	1:22	Downs	11.	6	14	2:28	Field Goal
12.	4	6	2:20	Downs	12.	6	10	2:16	Field Goal
13.	7	48	2:45	Interception	13.	3	4	1:44	Punt
14.	15	64	6:53	Touchdown	14.	1	-1	0:29	End Game

CLEVELAND BROWNS VS JACKSONVILLE JAGUARS (9.15.24)

BROWNS (34:23) AVERAGE DRIVE START CLE 33					JAGUARS (25:37) AVERAGE DRIVE START JAX 21				
	PLAYS	YARDS	TIME	END		PLAYS	YARDS	TIME	END
1.	16	89	9:14	Touchdown	1.	5	15	3:17	Punt
2.	12	41	6:35	Field Goal	2.	3	5	1:02	Punt
3.	8	52	4:17	Field Goal	3.	11	66	5:08	Field Goal
4.	3	6	0:44	Punt	4.	1	0	0:27	End of Half
5.	6	23	2:16	Field Goal	5.	3	-7	1:40	Punt
6.	5	8	3:19	Punt	6.	11	45	4:32	Missed Field Goal
7.	3	3	1:57	Punt	7.	3	72	1:18	Touchdown
8.	12	29	5:44	Punt	8.	13	83	6:42	Field Goal
9.	3	4	0:17	Punt	9.	1	-2	0:04	Safety
					10.	7	57	1:27	End of Game

CLEVELAND BROWNS VS NEW YORK GIANTS (9.22.24)

BROWNS (26:04) AVERAGE DRIVE START CLE 30					GIANTS (33:56) AVERAGE DRIVE START NYG 28				
	PLAYS	YARDS	TIME	END		PLAYS	YARDS	TIME	END
1.	1	24	0:06	Touchdown	1.	0	0	0:05	Fumble
2.	5	11	2:48	Punt	2.	3	3	2:10	Punt
3.	3	-15	2:07	Punt	3.	13	81	7:44	Touchdown
4.	7	27	4:29	Punt	4.	3	6	1:56	Punt
5.	5	0	1:12	Fumble	5.	14	93	6:51	Touchdown
6.	1	-1	0:11	End of Half	6.	4	30	0:21	Touchdown
7.	3	-2	0:59	Punt	7.	3	23	1:07	Fumble
8.	7	10	2:09	Missed Field Goal	8.	4	3	1:05	Punt
9.	9	29	3:43	Punt	9.	6	20	4:15	Punt
10.	5	29	2:00	Punt	10.	3	1	1:02	Punt
11.	5	49	2:07	Touchdown	11.	4	3	1:40	Punt
12.	5	34	2:13	Fumble	12.	5	14	2:21	Punt
13.	4	9	1:23	Downs	13.	4	-1	0:56	Missed Field Goal
14.	4	6	0:37	Downs	14.	4	39	2:23	End of Game

CLEVELAND BROWNS AT LAS VEGAS RAIDERS (9.29.24)

BROWNS (30:42)					RAIDERS (29:18)				
AVERAGE DRIVE START CLE 26					AVERAGE DRIVE START LV 26				
	PLAYS	YARDS	TIME	END		PLAYS	YARDS	TIME	END
1.	15	70	9:22	Touchdown	1.	3	-11	1:43	Punt
2.	6	17	3:20	Field Goal	2.	11	70	5:45	Touchdown
3.	3	2	1:52	Punt	3.	9	45	5:06	Field Goal
4.	7	43	1:32	Punt	4.	4	13	1:20	End of Half
5.	6	23	3:29	Interception	5.	8	55	3:32	Field Goal
6.	5	-1	3:54	Punt	6.	6	52	2:36	Touchdown
7.	5	21	3:02	Punt	7.	3	5	1:39	Fumble
8.	3	6	1:29	Punt	8.	5	15	3:00	Punt
9.	8	50	2:42	Turnover on Downs	9.	4	25	2:24	Punt
					10.	3	-5	1:38	Punt
					11.	1	-1	0:35	End of Game

CLEVELAND BROWNS AT WASHINGTON COMMANDERS (10.6.24)

BROWNS (28:42)					COMMANDERS (31:18)				
AVERAGE DRIVE START CLE 29					AVERAGE DRIVE START WAS 25				
	PLAYS	YARDS	TIME	END		PLAYS	YARDS	TIME	END
1.	5	23	2:09	Turnover on Downs	1.	3	-9	1:48	Punt
2.	3	-7	1:09	Punt	2.	6	61	2:18	Interception
3.	3	4	1:31	Punt	3.	6	34	3:25	Touchdown
4.	3	5	1:39	Punt	4.	3	0	1:01	Punt
5.	6	10	1:52	Field Goal	5.	8	71	4:27	Field Goal
6.	3	2	1:53	Punt	6.	10	74	3:37	Touchdown
7.	3	-4	1:36	Punt	7.	5	62	0:59	Touchdown
8.	4	20	0:36	Punt	8.	1	2	0:08	Fumble
9.	6	17	2:40	Field Goal	9.	9	80	4:49	Touchdown
10.	3	29	1:35	Fumble	10.	7	38	3:13	Field Goal
11.	9	19	4:45	Punt	11.	3	3	0:59	Punt
12.	9	54	4:49	Touchdown	12.	6	23	4:34	Punt
13.	4	22	2:28	End of Game					

CLEVELAND BROWNS AT PHILADELPHIA EAGLES (10.13.24)

BROWNS (31:27)					EAGLES (28:33)				
AVERAGE DRIVE START CLV 30					AVERAGE DRIVE START PHI 28				
	PLAYS	YARDS	TIME	END		PLAYS	YARDS	TIME	END
1.	3	5	1:15	Punt	1.	3	5	1:03	Punt
2.	9	20	5:07	Punt	2.	7	16	2:45	Punt
3.	3	1	0:59	Punt	3.	14	58	6:48	Field Goal
4.	10	45	5:19	Field Goal	4.	10	84	4:46	Touchdown
5.	8	36	4:34	Missed Field Goal	5.	6	33	1:44	Blocked Field Goal
6.	3	1	2:12	Punt	6.	1	-1	0:14	End of Half
7.	12	39	8:01	Field Goal	7.	3	4	1:27	Punt
8.	9	57	4:00	Field Goal	8.	7	27	3:57	Field Goal
					9.	4	70	1:55	Touchdown
					10.	10	61	3:54	End of Game

CLEVELAND BROWNS VS CINCINNATI BENGALS (10.20.24)

BROWNS (34:29)					BENGALS (28:33)				
AVERAGE DRIVE START CLE 23					AVERAGE DRIVE START CIN 28				
	PLAYS	YARDS	TIME	END		PLAYS	YARDS	TIME	END
1.	3	9	1:39	Punt	1.	0	0	0:12	Touchdown
2.	10	32	5:02	Missed Field Goal	2.	3	6	1:39	Punt
3.	3	0	2:00	Punt	3.	6	19	2:46	Turnover on Downs
4.	4	12	2:23	Punt	4.	5	35	2:26	Punt
5.	4	15	3:17	Punt	5.	3	2	0:52	Punt
6.	12	78	4:29	Touchdown	6.	4	7	2:19	Punt
7.	1	-2	0:30	End of Half	7.	3	17	0:26	Punt
8.	8	57	4:11	Turnover on Downs	8.	5	65	2:53	Touchdown
9.	2	4	1:12	Interception	9.	3	3	1:25	Punt
10.	5	14	1:54	Punt	10.	4	50	1:55	Touchdown
11.	3	4	1:30	Punt	11.	6	13	3:07	Punt
12.	8	27	3:19	Punt	12.	5	16	3:44	Punt
13.	3	3	0:47	Interception	13.	4	-2	0:20	Missed Field Goal
14.	12	60	2:16	Touchdown	14.	3	-3	1:27	End of Game

CLEVELAND BROWNS VS BALTIMORE RAVENS (10.27.24)

BROWNS (31:06)					RAVENS (28:54)				
AVERAGE DRIVE START CLE 29					AVERAGE DRIVE START BAL 24				
	PLAYS	YARDS	TIME	END		PLAYS	YARDS	TIME	END
1.	14	81	8:08	Field Goal	1.	10	68	6:15	Turnover on Downs
2.	4	21	1:25	Punt	2.	7	40	3:46	Field Goal
3.	10	52	5:39	Field Goal	3.	3	1	1:06	Punt
4.	3	-17	0:50	Fumble	4.	3	-4	1:43	Punt
5.	1	-1	0:27	End of Half	5.	2	25	0:41	Touchdown
6.	8	70	4:14	Touchdown	6.	4	30	2:38	Punt
7.	3	0	0:27	Punt	7.	6	62	2:59	Touchdown
8.	6	72	2:41	Touchdown	8.	10	39	4:03	Missed FG
9.	3	2	1:27	Punt	9.	5	9	2:25	Punt
10.	8	32	4:11	Field Goal	10.	6	91	2:19	Touchdown
11.	9	69	1:37	Touchdown	11.	8	46	0:59	Turnover on Downs

CLEVELAND BROWNS VS LOS ANGELES CHARGERS (11.3.24)

BROWNS (34:09)					CHARGERS (25:51)				
AVERAGE DRIVE START CLE 28					AVERAGE DRIVE START LAC 30				
	PLAYS	YARDS	TIME	END		PLAYS	YARDS	TIME	END
1.	5	12	3:12	Punt	1.	4	18	1:15	Punt
2.	4	10	1:33	Punt	2.	6	30	3:44	Touchdown
3.	3	-5	1:26	Punt	3.	3	8	2:05	Punt
4.	10	34	5:19	Field Goal	4.	3	-16	1:56	Punt
5.	3	-5	1:44	Punt	5.	3	70	1:29	Touchdown
6.	3	6	1:34	Punt	6.	5	60	2:47	Touchdown
7.	14	66	8:16	Interception	7.	9	76	1:56	End of Half
8.	3	0	0:24	Punt	8.	3	-1	0:52	Punt
9.	4	19	1:38	Interception	9.	3	6	1:34	Punt
10.	5	13	1:54	Turnover on Downs	10.	3	4	1:06	Punt
11.	3	17	0:53	Interception	11.	5	24	2:39	Missed Field Goal
12.	9	45	2:44	Blocked Field Goal	12.	4	-1	1:30	Punt
13.	12	70	3:32	Touchdown	13.	4	46	2:14	Touchdown
					14.	2	-2	0:44	End of Game

CLEVELAND BROWNS AT NEW ORLEANS SAINTS (11.17.24)

BROWNS (29:22)					SAINTS (30:38)				
AVERAGE DRIVE START CLE 27					AVERAGE DRIVE START NO 34				
	PLAYS	YARDS	TIME	END		PLAYS	YARDS	TIME	END
1.	6	19	2:32	Turnover on Downs	1.	6	49	2:34	Touchdown
2.	3	18	0:58	Punt	2.	10	44	6:49	Punt
3.	1	89	0:15	Touchdown	3.	1	0	0:14	Interception
4.	4	19	2:24	Punt	4.	3	80	1:34	Touchdown
5.	11	41	5:55	Missed Field Goal	5.	9	52	4:50	Fumble
6.	14	84	1:55	Missed Field Goal	6.	5	28	1:59	Punt
7.	8	92	4:12	Touchdown	7.	5	17	3:22	Punt
8.	5	16	2:09	Punt	8.	9	77	4:56	Touchdown
9.	7	23	4:22	Punt	9.	6	35	2:56	Touchdown
10.	10	48	3:21	Turnover on Downs	10.	2	78	0:17	Touchdown
11.	3	5	1:19	Punt	11.	2	-2	1:07	End of Game

CLEVELAND BROWNS VS PITTSBURGH STEELERS (11.21.24)

BROWNS (24:58)					STEELERS (35:02)				
AVERAGE DRIVE START CLE 28					AVERAGE DRIVE START PIT 30				
	PLAYS	YARDS	TIME	END		PLAYS	YARDS	TIME	END
1.	3	6	1:37	Punt	1.	9	39	5:48	Missed Field Goal
2.	3	8	1:24	Punt	2.	7	41	4:10	Turnover on Downs
3.	12	80	6:53	Touchdown	3.	10	59	6:08	Field Goal
4.	6	15	2:31	Field Goal	4.	2	-2	0:49	Fumble
5.	3	39	1:18	Fumble	5.	4	11	0:40	End of Half
6.	3	6	1:25	Punt	6.	6	20	3:08	Turnover on Downs
7.	10	65	4:40	Touchdown	7.	13	71	7:13	Field Goal
8.	2	1	0:52	Fumble	8.	7	69	4:19	Touchdown
9.	5	29	1:53	Interception	9.	3	27	0:50	Touchdown
10.	9	45	2:25	Touchdown	10.	3	6	1:00	Punt
					11.	6	29	0:57	End of Game

CLEVELAND BROWNS AT DENVER BRONCOS (12.2.24)

BROWNS (32:10)					BRONCOS (27:50)				
AVERAGE DRIVE START CLE 29					AVERAGE DRIVE START DEN 30				
	PLAYS	YARDS	TIME	END		PLAYS	YARDS	TIME	END
1.	7	61	3:25	Missed Field Goal	1.	3	7	1:19	Punt
2.	5	70	3:04	Touchdown	2.	12	63	6:03	Touchdown
3.	5	11	1:46	Punt	3.	3	0	0:21	Punt
4.	9	42	3:43	Field Goal	4.	3	22	1:30	Interception
5.	3	3	1:02	Punt	5.	3	0	0:40	Punt
6.	7	41	2:25	Interception	6.	6	67	3:04	Touchdown
7.	11	70	1:25	Touchdown	7.	1	-1	0:13	End of Half
8.	4	19	1:23	Punt	8.	3	27	1:38	Punt
9.	3	5	1:25	Punt	9.	3	92	0:33	Touchdown
10.	1	70	0:11	Touchdown	10.	3	0	1:37	Punt
11.	4	19	2:15	Punt	11.	10	78	4:06	Field Goal
12.	7	10	4:12	Punt	12.	1	0	0:09	Interception
13.	9	72	3:34	Touchdown	13.	11	61	6:03	Field Goal
14.	4	12	1:06	Interception	14.	1	-1	0:34	End of Game
15.	7	73	1:14	Interception					



CLEVELAND BROWNS AT PITTSBURGH STEELERS (12.8.24)

BROWNS (30:00)				
AVERAGE DRIVE START CLE 35				
	PLAYS	YARDS	TIME	END
1.	3	61	3:25	Missed Field Goal
2.	7	70	3:04	Touchdown
3.	5	11	1:46	Punt
4.	3	42	3:43	Field Goal
5.	1	3	1:02	Punt
6.	3	41	2:25	Interception
7.	12	70	1:25	Touchdown
8.	5	19	1:23	Punt
9.	6	5	1:25	Punt
10.	10	70	0:11	Touchdown
11.	14	19	2:15	Punt
12.	2	10	4:12	Punt

STEELERS (30:00)				
AVERAGE DRIVE START PIT 30				
	PLAYS	YARDS	TIME	END
1.	3	7	1:29	Punt
2.	5	24	2:30	Field Goal
3.	3	-5	1:16	Punt
4.	3	9	1:13	Punt
5.	3	4	1:15	Punt
6.	5	31	2:18	Touchdown
7.	11	45	5:39	Field Goal
8.	2	7	0:23	End of Half
9.	8	67	4:03	Touchdown
10.	5	46	1:55	Touchdown
11.	3	5	1:26	Punt
12.	5	20	2:36	Fumble
13.	3	-15	1:04	Punt
14.	5	12	2:53	End of Game

CLEVELAND BROWNS VS KANSAS CITY CHIEFS (12.15.24)

BROWNS (28:23)				
AVERAGE DRIVE START CLE 35				
	PLAYS	YARDS	TIME	END
1.	6	21	4:28	Punt
2.	9	44	4:07	Interception
3.	3	0	1:14	Punt
4.	3	6	1:28	Punt
5.	4	9	1:24	Turnover on Downs
6.	1	-1	0:21	End of Half
7.	1	0	0:14	Interception
8.	1	7	0:17	Fumble
9.	8	44	4:54	Punt
10.	2	49	0:56	Touchdown
11.	5	11	2:29	Punt
12.	4	38	1:49	Interception
13.	5	5	2:34	Punt
14.	8	33	2:08	Interception

CHIEFS (31:37)				
AVERAGE DRIVE START KC 20				
	PLAYS	YARDS	TIME	END
1.	3	7	1:26	Punt
2.	3	21	1:22	Touchdown
3.	4	18	2:02	Punt
4.	3	9	1:24	Punt
5.	3	4	0:47	Punt
6.	14	87	6:56	Touchdown
7.	9	48	3:01	Missed Field Goal
8.	4	34	1:47	Touchdown
9.	3	0	0:56	Punt
10.	6	10	2:40	Punt
11.	3	0	0:26	Punt
12.	3	0	0:21	Punt
13.	10	41	5:14	Downs
14.	6	24	2:03	Punt
15.	2	-2	1:12	End of Game

CLEVELAND BROWNS AT CINCINNATI BENGALS (12.22.24)

BROWNS (29:12)				
AVERAGE DRIVE START CLE 25				
	PLAYS	YARDS	TIME	END
1.	5	76	2:48	Fumble
2.	3	2	1:38	Punt
3.	3	-1	1:28	Punt
4.	3	-6	1:40	Punt
5.	5	15	3:41	Punt
6.	11	70	5:20	Touchdown
7.	12	56	5:42	Interception
8.	6	26	3:00	Interception
9.	10	15	2:33	Turnover on Downs
10.	5	13	1:22	Turnover on Downs

BENGALS (30:48)				
AVERAGE DRIVE START CIN 26				
	PLAYS	YARDS	TIME	END
1.	8	99	4:58	Touchdown
2.	8	45	4:19	Missed Field Goal
3.	3	8	1:35	Punt
4.	9	50	4:02	Touchdown
5.	8	27	3:51	Field Goal
6.	6	12	3:50	Punt
7.	3	-6	1:36	Punt
8.	3	9	2:12	Punt
9.	7	46	3:53	Fumble
10.	2	36	0:10	Touchdown
11.	1	-1	0:22	End of Game

CLEVELAND BROWNS VS MIAMI DOLPHINS (12.29.24)

BROWNS (29:19)					DOLPHINS (30:41)				
AVERAGE DRIVE START CLE 29					AVERAGE DRIVE START MIA 30				
	PLAYS	YARDS	TIME	END		PLAYS	YARDS	TIME	END
1.	3	4	1:24	Punt	1.	7	16	4:11	Punt
2.	14	66	7:20	Field Goal	2.	7	26	3:39	Field Goal
3.	3	0	0:24	Punt	3.	4	26	2:06	Punt
4.	6	28	3:27	Interception	4.	4	17	2:56	Punt
5.	6	20	1:08	Turnover on Downs	5.	3	-9	2:45	Punt
6.	3	4	0:51	Punt	6.	5	41	0:40	Field Goal
7.	3	-14	1:03	Punt	7.	6	72	3:05	Touchdown
8.	6	14	2:49	Fumble	8.	3	1	1:49	Punt
9.	11	59	4:07	Downs	9.	4	7	2:05	Downs
10.	3	-9	1:47	Punt	10.	3	5	1:19	Punt
11.	7	19	1:39	Turnover on Downs	11.	8	32	5:30	Punt
12.	12	53	3:20	Turnover on Downs	12.	4	21	0:18	Touchdown
					13.	1	-1	0:18	End of Game

CLEVELAND BROWNS AT BALTIMORE RAVENS (1.4.25)

BROWNS (28:20)					RAVENS (31:40)				
AVERAGE DRIVE START CLE 26					AVERAGE DRIVE START BAL 36				
	PLAYS	YARDS	TIME	END		PLAYS	YARDS	TIME	END
1.	4	27	2:53	Punt	1.	6	33	2:48	Punt
2.	2	3	0:47	Interception	2.	6	30	3:32	Downs
3.	4	9	2:19	Downs	3.	7	47	3:18	Touchdown
4.	6	12	3:20	Punt	4.	7	25	3:38	Turnover on Downs
5.	9	55	4:30	Field Goal	5.	9	38	1:47	Turnover on Downs
6.	3	3	1:08	Punt	6.	7	70	4:18	Touchdown
7.	3	8	0:47	Punt	7.	8	32	3:13	Punt
8.	4	9	2:39	Punt	8.	3	2	0:54	Punt
9.	12	72	6:36	Touchdown	9.	8	70	4:49	Touchdown
10.	5	21	2:09	Downs	10.	3	51	1:31	Touchdown
11.	3	34	0:48	Interception	11.	3	8	1:52	Punt
12.	1	-1	0:24	End of Game					

2024 RED ZONE EFFICIENCY

	BROWNS	OPPONENTS
NUMBER OF TRIPS INTO OPPONENT'S RED ZONE	37	53
TOTAL SCORES	26	42
Touchdowns	18	33
Field goals/attempts	8/10	9/10
TOUCHDOWN PERCENTAGE	48.6	62.3
SCORING PERCENTAGE	70.3	79.2
Turnovers	5	3
Downs	3	4
Missed field goals	2	1
Time expired	0	0
Ended without trying to score	1	3
SCORES FROM OUTSIDE THE RED ZONE	19	26
Touchdowns	10	15
Field goals	8	11
Safeties	1	0

LONGEST DRIVES

GAME-BY-GAME - LONGEST DRIVES - PLAYS

GAME	#PLAYS		BROWNS	DRIVE RESULT	#PLAYS	OPPONENTS	DRIVE RESULT
			NET YARDS/TIME			NET YARDS/TIME	
9/10	DAL	15	64/6:53	Touchdown	11	78/5:56	Touchdown
9/15	at JAX	16	89/9:14	Touchdown	13	83/6:42	Touchdown
9/22	NYG	9	29/3:43	Punt	14	93/6:51	Touchdown
9/29	at LV	15	70/9:22	Touchdown	11	70/5:45	Touchdown
10/6	at WAS	9	19/4:45	Punt	10	74/3:37	Touchdown
		9	54/4:49	Touchdown			
10/13	at PHI	12	39/8:01	Field Goal	14	58/6:48	Field Goal
10/20	CIN	12	78/4:29	Touchdown	6	19/2:46	Turnover on Downs
		12	60/2:16	Touchdown	6	13/3:07	Punt
10/27	BAL	14	81/8:08	Field Goal	10	68/6:15	Turnover on Downs
					10	39/4:03	Missed Field Goal
11/3	LAC	14	66/8:16	Interception	9	76/1:56	End of Half
11/17	at NO	14	84/1:55	Missed Field Goal	10	44/6:49	Punt
11/21	PIT	12	80/6:53	Touchdown	13	71/7:13	Field Goal
12/2	at DEN	11	70/1:25	Touchdown	12	63/6:03	Touchdown
12/8	at PIT	14	79/5:47	Touchdown	11	45/5:39	Touchdown
12/15	KC	9	44/4:07	Interception	14	87/6:56	Touchdown
12/22	at CIN	12	56/5:42	Interception	9	50/4:02	Touchdown
12/29	MIA	14	66/7:20	Field Goal	8	32/5:30	Punt
1/4	at BAL	12	72/6:36	Touchdown	9	38/1:47	Turnover on Downs

GAME-BY-GAME - LONGEST DRIVES - NET YARDS

			BROWNS				OPPONENTS			
GAME		#PLAYS	NET YARDS/TIME	DRIVE RESULT	#PLAYS		NET YARDS/TIME	DRIVE RESULT		
9/8	DAL	12	75/4:17	Touchdown	11		78/5:56	Touchdown		
9/15	at JAX	16	89/9:14	Touchdown	13		83/6:42	Field Goal		
9/22	NYG	5	49/2:07	Touchdown	14		93/6:51	Touchdown		
9/29	at LV	15	70/9:22	Touchdown	11		70/5:45	Touchdown		
10/6	at WAS	9	54/4:49	Touchdown	9		80/4:49	Touchdown		
10/13	at PHI	9	57/4:00	Field Goal	10		84/4:46	Touchdown		
10/20	CIN	12	78/4:29	Touchdown	5		65/2:53	Touchdown		
10/27	BAL	14	81/8:08	Field Goal	6		91/2:19	Touchdown		
11/3	LAC	12	70/3:32	Touchdown	9		76/1:56	End of Half		
11/17	at NO	8	92/4:12	Touchdown	3		80/1:34	Touchdown		
11/21	PIT	12	80/6:53	Touchdown	13		71/7:13	Field Goal		
12/2	at DEN	7	73/1:14	Interception	3		92/0:33	Touchdown		
12/8	at PIT	14	79/5:47	Touchdown	8		67/4:03	Touchdown		
12/15	KC	2	49/0:56	Touchdown	14		87/6:56	Touchdown		
12/22	at CIN	5	76/2:48	Fumble	8		99/4:58	Touchdown		
12/29	MIA	14	66/7:20	Field Goal	6		72/3:05	Touchdown		
1/4	at BAL	12	72/6:36	Touchdown	7		70/4:18	Touchdown		
					8		70/4:49	Touchdown		



2024 LONGEST PLAYS

LONGEST PLAYS FROM SCRIMMAGE

BROWNS		
YARDS	OPPONENT	PLAY
89	11/17 at NO	J. Jeudy reception
70	12/2 at DEN	J. Jeudy reception
66	12/22 at CIN	J. Ford rush
62	12/15 vs. KC	J. Ford rush
44	12/2 at DEN	J. Jeudy reception
44	12/2 at DEN	E. Moore reception
38	10/27 vs. BAL	C. Tillman reception
36	9/15 at JAX	J. Ford rush
35	12/8 at PIT	J. Jeudy reception
35	12/2 at DEN	J. Jeudy reception
35	10/13 at PHI	J. Jeudy reception
35	9/29 at LV	J. Ford rush
34	10/20 vs. CIN	D. Thompson-Robinson rush
30	1/4 at BAL	J. Jeudy reception
30	11/17 at NO	J. Jeudy reception
30	10/27 vs. BAL	J. Jeudy reception
30	9/15 at JAX	J. Jeudy reception
29	12/22 at CIN	D. Njoku reception
29	11/21 vs. PIT	B. Whiteheart reception
29	9/8 vs. DAL	D. Njoku reception
26	12/15 vs. KC	J. Ford reception
26	11/21 vs. PIT	J. Jeudy reception
26	9/29 at LV	E. Moore reception
25	10/20 vs. CIN	C. Tillman reception
25	10/6 at WAS	D. Foreman rush
24	12/15 vs. KC	J. Jeudy reception
24	9/22 vs. NYG	A. Cooper reception
24	9/22 vs. NYG	J. Ford reception
23	1/4 at BAL	E. Moore reception
23	11/17 at NO	J. Jeudy reception
23	10/24 vs. BAL	D. Njoku reception
23	9/22 vs. NYG	A. Cooper reception
22	11/17 at NO	C. Tillman reception
22	10/27 vs. BAL	C. Tillman reception
22	9/15 at JAX	E. Moore reception
26	12/15 vs. KC	J. Jeudy reception
21	1/4 at BAL	J. Akins reception
21	12/2 at DEN	J. Ford rush
21	12/2 at DEN	J. Ford reception
21	11/3 vs. LAC	J. Akins reception
21	10/20 vs. CIN	J. Akins reception
21	10/13 at PHI	P. Strong reception
21	9/15 at JAX	J. Jeudy reception
20	12/8 at PIT	E. Moore reception
20	11/21 vs. PIT	J. Jeudy reception
20	11/17 at NO	C. Tillman reception
20	10/27 vs. BAL	D. Njoku reception
20	9/8 vs. DAL	P. Strong reception

NO. OF 20-PLUS YARD PLAYS: 42 (6 RUSH, 36 PASS)  
NO. OF 40-PLUS YARD PLAYS: 6 (2 RUSH, 4 PASS)

OPPONENTS		
YARDS	OPPONENT	PLAY
93	12/2 at DEN	M. Mims reception
75	11/17 at NO	T. Hill rush
71	11/17 at NO	M. Valdes-Scantling reception
66	11/3 vs. LAC	Q. Johnston reception
66	10/6 at WAS	T. McLaurin reception
66	9/15 at JAX	B. Thomas reception
57	10/6 at WAS	A. Ekeler rush
46	11/21 vs. PIT	C. Austin reception
45	10/13 at PHI	D. Smith reception
43	1/4 at BAL	D. Henry rush
43	9/22 vs. NYG	D. Singletary rush
41	10/6 at WAS	D. Brown reception
40	10/13 at PHI	A. Brown reception
39	11/6 vs. LAC	Q. Johnston reception/J. Palmer lateral/L. McConkney lateral/J. Dobbins lateral
38	10/27 vs. BAL	D. Henry rush
37	10/6 at WAS	J. Daniels rush
35	11/21 vs. PIT	V. Jefferson reception
34	11/3 vs. LAC	J. Dobbins rush
34	10/13 at PHI	G. Calcaterra reception
34	9/8 vs. DAL	C. Lamb reception
33	11/17 at NO	T. Hill rush
33	10/6 at WAS	A. Ekeler reception
33	9/15 at JAX	T. Lawrence rush
32	12/22 at CIN	A. Iosiavas reception
32	12/22 at CIN	J. Chase reception
32	12/2 at DEN	C. Sutton reception
31	11/21 vs. PIT	G. Pickens reception
30	1/4 at BAL	M. Andrews reception
30	11/21 vs. PIT	J. Fields rush
30	9/15 at JAX	B. Strange reception
29	10/27 vs. BAL	Z. Flowers reception
28	12/29 vs. MIA	T. Hill reception
28	11/3 vs. LAC	J. Palmer reception
28	10/27 vs. BAL	R. Bateman reception
28	10/6 at WAS	J. McNichols rush
28	9/22 vs. NYG	M. Nabers reception
28	9/15 at JAX	B. Thomas reception
26	11/3 vs. LAC	J. Palmer reception
26	9/15 at JAX	B. Strange reception
25	1/4 at BAL	D. Henry rush
25	12/29 vs. MIA	T. Hill reception
25	10/27 vs. BAL	Z. Flowers reception
25	10/27 vs. BAL	I. Likely reception
25	10/20 vs. CIN	T. Higgins reception
24	1/4 at BAL	R. Bateman reception
24	9/29 vs. LV	A. Mattison rush
23	12/15 vs. KC	S. Perine reception
23	12/2 at DEN	T. Franklin reception
23	11/21 vs. PIT	C. Austin reception
23	10/27 vs. BAL	Z. Flowers reception
23	10/6 at WAS	T. McLaurin reception
23	10/6 at WAS	J. Daniels rush
23	9/22 vs. NYG	D. Singletary reception
22	12/22 at CIN	C. Brown rush
22	12/8 at PIT	M. Williams reception
22	11/21 vs. PIT	P. Freiermuth reception
22	11/17 at NO	F. Moreau reception
22	10/27 vs. BAL	L. Jackson rush
22	10/20 vs. CIN	C. Brown rush
22	10/13 at PHI	A. Brown reception
22	9/15 at JAX	G. Davis reception
21	12/22 at CIN	C. Brown rush
21	12/22 at CIN	T. Higgins reception
21	12/15 vs. KC	X. Worthy rush
21	12/8 at PIT	P. Freiermuth reception
21	12/8 at PIT	S. Miller reception
21	11/3 vs. LAC	Q. Johnston reception
21	10/27 vs. BAL	Z. Flowers reception
21	10/20 vs. CIN	T. Higgins reception
21	9/8 vs. DAL	B. Cooks reception
20	1/4 at BAL	R. Bateman reception
20	1/4 at BAL	D. Henry rush
20	12/8 at PIT	P. Freiermuth reception
20	12/8 at PIT	N. Harris rush
20	11/17 at NO	J. Johnson reception
20	11/3 vs. LAC	L. McConkney reception
20	10/13 at PHI	G. Calcaterra reception
20	9/22 vs. NYG	W. Robinson reception
20	9/15 at JAX	T. Etienne reception

NO. OF 20-PLUS YARD PLAYS: 66 (17 RUSH, 49 PASS)  
NO. OF 40-PLUS YARD PLAYS: 13 (4 RUSH, 9 PASS)

2024 LONGEST PLAYS

LONGEST KICK/PUNT RETURNS

BROWNS				OPPONENTS			
TYPE	YARDS	OPPONENT	RETURNER	TYPE	YARDS	OPPONENT	RETURNER
KR	56	12/8 at PIT	J. Ford	KR	100	10/20 vs. CIN	C. Jones
KR	45	12/15 vs. KC	J. Ford	PR	60	9/8 vs. DAL	K. Turpin
KR	40	1/4 at BAL	K. Davis	PR	53	11/17 at NO	D. Pettis
KR	39	1/4 at BAL	K. Davis	PR	53	11/3 vs. LAC	D. Davis
KR	29	10/6 at WAS	D. Foreman	KR	47	1/4 at BAL	K. Mitchell
KR	28	1/4 at BAL	K. Davis	KR	42	11/17 at NO	T. Hill
PR	28	9/8 vs. DAL	J. Darden	KR	34	10/27 vs. BAL	C. Collier
KR	28	9/8 vs. DAL	J. Darden	KR	29	10/13 at PHI	I. Rodgers
KR	27	12/15 vs. KC	J. Ford	KR	29	10/6 at WAS	A. Ekeler
KR	27	11/21 vs. PIT	J. Ford	KR	28	9/29 at LV	T. McCallister
KR	27	10/6 at WAS	P. Strong	KR	28	9/22 vs. NYG	E. Gray
KR	27	10/6 at WAS	P. Strong	KR	27	10/27 vs. BAL	C. Collier
KR	27	9/29 at LV	D. Foreman	KR	22	12/22 at CIN	J. Burton
KR	26	11/17 at NO	J. Ford	KR	26	11/21 vs. PIT	J. Warren
KR	25	10/6 at WAS	P. Strong	KR	24	11/21 vs. PIT	C. Patterson
KR	25	10/6 at WAS	P. Strong	KR	24	10/27 vs. BAL	C. Collier
KR	25	9/15 at JAX	J. Proche	KR	24	10/27 vs. BAL	C. Collier
KR	24	12/15 vs. KC	J. Ford	KR	24	10/27 vs. BAL	C. Collier
KR	24	11/3 vs. LAC	P. Strong	KR	24	10/27 vs. BAL	C. Collier
KR	24	9/22 at LV	G. Brightwell	KR	24	9/22 vs. NYG	E. Gray
PR	24	9/8 vs. DAL	J. Darden	PR	23	10/20 vs. CIN	C. Jones
KR	23	12/29 vs. MIA	J. Ford	KR	23	10/27 vs. BAL	C. Collier
KR	23	11/21 vs. PIT	J. Ford	KR	22	10/13 at PHI	I. Rodgers
KR	23	11/3 vs. LAC	P. Strong	KR	21	9/29 at LV	T. McCallister
KR	23	10/27 vs. BAL	P. Strong	KR	20	10/6 at WAS	A. Ekeler
KR	22	12/22 at CIN	J. Ford	PR	20	9/8 vs. DAL	K. Turpin
KR	22	11/21 vs. PIT	J. Ford				
KR	21	12/2 at DEN	J. Ford				
KR	21	9/8 vs. DAL	J. Darden				
KR	20	10/6 at WAS	P. Strong				

NO. OF 20-PLUS YARD RETURNS: 27 (25 KICKOFF, 2 PUNT)  
NO. OF 40-PLUS YARD RETURNS: 3 (3 KICKOFF, 0 PUNT)

NO. OF 20-PLUS YARD RETURNS: 20 (18 KICKOFF, 2 PUNT)  
NO. OF 40-PLUS YARD RETURNS: 6 (3 KICKOFF, 3 PUNT)