




CLEVELAND BROWNS

2 0 2 4 S E A S O N



VS



GAME RELEASE

GREEN BAY PACKERS VS CLEVELAND BROWNS

AUGUST 10, 2024 • 4:25 PM



CLEVELAND BROWNS WEEKLY GAME RELEASE

SATURDAY, AUGUST 10, 2024 | 4:25 PM ET | CLEVELAND BROWNS STADIUM | CLEVELAND, OHIO



VS.



2024 SCHEDULE

PRESEASON (0-0)

WK	DATE	OPPONENT	TIME (ET)
1	Aug. 10	GREEN BAY PACKERS	4:25 PM
2	Aug. 17	MINNESOTA VIKINGS	4:25 PM
3	Aug. 24	at Seattle Seahawks	10 PM

REGULAR SEASON (0-0)

1	Sep. 8	DALLAS COWBOYS	4:25 PM
2	Sep. 15	at Jacksonville Jaguars	1 PM
3	Sep. 22	NEW YORK GIANTS	1 PM
4	Sep. 29	at Las Vegas Raiders	4:25 PM
5	Oct. 6	at Washington Commanders	1 PM
6	Oct. 13	at Philadelphia Eagles	1 PM
7	Oct. 20	CINCINNATI BENGALS	1 PM
8	Oct. 27	BALTIMORE RAVENS	1 PM
9	Nov. 3	LOS ANGELES CHARGERS	1 PM
10		BYE WEEK	
11	Nov. 17	at New Orleans Saints	1 PM
12	Nov. 21	PITTSBURGH STEELERS	8:15 PM
13	Dec. 2	at Denver Broncos	8:15 PM
14	Dec. 8	at Pittsburgh Steelers	1 PM
14	Dec. 15	KANSAS CITY CHIEFS	1 PM
16	Dec. 19	at Cincinnati Bengals	8:15 PM
17	Dec. 29	MIAMI DOLPHINS	8:20 PM
18	TBD	at Baltimore Ravens	TBD

BROWNS COMMUNICATIONS STAFF

PETER JOHN-BAPTISTE, CHIEF COMMUNICATIONS OFFICER
pjohnbaptiste@haslamsports.com, (440) 891-5015

DAN MURPHY, DIRECTOR, FOOTBALL COMMUNICATIONS
dmurphy@clevelandbrowns.com, (440) 824-3659

JORDYN WHITE, DIRECTOR, COMMUNITY & CORPORATE COMMUNICATIONS
jwhite@clevelandbrowns.com, (440) 824-6175

DOMINIQUE PAGE, MANAGER, COMMUNICATIONS
dpage@clevelandbrowns.com, (440) 891-5025

VICTORIA GUERRA, COORDINATOR, COMMUNICATIONS
vguerra@clevelandbrowns.com, (817) 905-7330

COLLIN THOMAS, INTERN, COMMUNICATIONS
cthomas@clevelandbrowns.com, (772) 233-8510

LIANNE RODRIGUEZ, FELLOW, COMMUNICATIONS
lrodriguez@haslamsports.com, (817) 367-6826

PRESEASON WEEK 1 VS. PACKERS

The Browns open the 2024 preseason hosting the Green Bay Packers at 4:25 p.m. on Saturday, Aug. 10. The teams last faced off in preseason action in 2016 and last met in the regular season in 2021 when the Packers won on Christmas Day.

BROADCAST INFORMATION

TELEVISION: WEWS

Play-by-Play: Chris Rose

Analyst: Nathan Zegura

Sideline Reporter: Aditi Kinkhabwala

UNIVERSITY HOSPITALS CLEVELAND BROWNS RADIO NETWORK

92.3 The Fan (WKRK-FM), 850 ESPN Cleveland & WNCX (98.5 FM)

Play-by-Play: Jim Donovan

Analyst: Je'Rod Cherry

Sideline Reporter: Ken Carman

BROWNS ONLINE MEDIA CENTER

The Browns PR staff invites media members to utilize the Browns Media Center available at browns.1rmg.com.

The online media center is updated daily and includes information to better assist media cover the team. The media site includes the media schedule, training camp information, transcripts and press releases, feature clips, roster and bios, transactions, press conferences, photo portal, media request/question link, Browns community information, artwork/logo pack, credential request link, twitter feed and 2024 game-by-game informational breakdown (each week's game release, depth chart, flip card, injury report, game summary, game notes and postgame notes). Additionally, there is an archive for information from past seasons.

All information is available to view, download and print on the site and is available via desktop or mobile platform.

If you have any questions, please contact a member of the Browns PR staff.

NOTABLE STORYLINES

- The Browns finished 8-1 at home in 2023, a team record for wins at home. Under Kevin Stefanski, the team has posted a 24-10 (.706) record at Cleveland Browns Stadium.

- The Browns finished the 2023 season with an 11-6 record and a trip to the postseason. The 11 regular season wins tied for the second-most in team history, trailing only the 1986 team's 12. Head coach Kevin Stefanski (2020 and 2023) joined Pro Football Hall of Famer Paul Brown (1951 and 1953) as the only coaches in team history to record multiple seasons with at least 11 regular season wins.

- In 2023, the Browns claimed several on-field awards, including Kevin Stefanski winning NFL Coach of the Year, DE Myles Garrett was named the Defensive Player of the Year, QB Joe Flacco won NFL Comeback Player of the Year and Defensive Coordinator Jim Schwartz was named NFL Assistant Coach of the Year. The Browns also had seven players (G Joel Bitonio, WR Amari Cooper, Garrett, TE David Njoku, LB Jeremiah Owusu-Koramoah, G Wyatt Teller and CB Denzel Ward) selected to the Pro Bowl, the team's most since 1988.

- Last season, the Browns led the NFL in several categories including total defense (270.2 yards per game), passing defense (164.7 yards per game), third down percentage (67-of-230 for 29.1 percent) and first downs allowed (253). The team's 270.2 net yards allowed per game were the fewest allowed in the NFL since the 2014 Seahawks (267.1) and the fewest allowed by a Browns team since 1957. The Browns set a franchise record for sacks in a season with 48. Cleveland also led the league by forcing 112 punts, the third-most forced by an NFL team since 1970.

- DE Myles Garrett was named to the A.P. All-Pro Team for the fifth time in his career and third time as a first-team honoree. He led the Browns and finished tied for seventh in the NFL with 14 sacks. His 14 sacks tied for third-most by a Brown in a season. Garrett is the only NFL player to record at least 14 sacks in each of the past three seasons (2021-23) and the only player to record at least 10 sacks in each of the past six seasons (2018-23). Garrett is the Browns all-time sack leader with 88.5.

- TE David Njoku led the team with 81 receptions last season, the fifth-most by a Browns tight end in a season and tied for the eighth-most by any Browns player. He also led the team with a career-high six receiving touchdowns, the most by a Browns tight end since Gary Barnidge recorded nine in 2015. Among all NFL tight ends last season Njoku ranked tied for second with six receiving touchdowns, tied for fifth with 81 receptions and sixth with 882 receiving yards.

- In 2023, WR Amari Cooper led the Browns with 1,250 receiving yards, the third-most by a Brown in a season. In addition to his 1,160 receiving yards in 2022 last season, Cooper became the first Browns player to record back-to-back 1,000-yard receiving seasons.

- K Dustin Hopkins converted 33 of 36 field goals last season, including four game-winners. His 33 made field goals were the most by a Brown in a season and his eight 50-plus yards field goals were also a team record. He finished second to Jim Brown (126 in 1965) for the most points scored by a Brown in a season with 123. Hopkins set an NFL record with at least one 50-plus yard field goal in five consecutive games. He inked a three-year contract extension in July.

- CB Martin Emerson Jr. led the team with four interceptions and tied for the team lead with 14 passes defended. He ranks tied for fifth in the NFL with 29 passes defended since 2022.

- LB Jeremiah Owusu-Koramoah led the Browns with 98 tackles, while adding 3.5 sacks, six passes defended and one forced fumble. He finished fourth in the NFL with 20 tackles-for-a-loss during the regular season and added four more during the club's postseason game at Houston.

THE HEAD COACHES

BROWNS HEAD COACH KEVIN STEFANSKI



Head Coach Kevin Stefanski became the 18th full-time head coach in franchise history on January 13, 2020. In Stefanski's four years, the Browns are 37-30 (.552), the highest winning percentage for the club over a four-year stretch since 1986-89. The two-time Associated Press NFL Coach of the Year led the Browns to two postseason appearances and two 11-win seasons becoming the second coach in club history to record multiple seasons with at least 11 regular season wins (Paul Brown, 1951 and 1953). In his first season, he led the club to their first playoff appearance since 2002 and first playoff victory in 26 years, earning him his first AP Coach of the Year. Prior to Cleveland, Stefanski spent 14 seasons with the Minnesota Vikings in various roles. Stefanski joined the Vikings in 2006 as an assistant to the head coach, assistant quarterbacks coach (2009-13), tight ends (2014-15) and lone season (2016) coaching running backs. From 2017-18, he coached the quarterbacks and added the role of interim offensive coordinator for the final three games in 2018 before being named the team's offensive coordinator in 2019. Stefanski played defensive back at University of Pennsylvania.

COACHES COMPARISON

Kevin Stefanski		Matt LaFleur
37-30 (.552)	Record as Head Coach	56-27 (.674)
37-30 (.552)	Record with Current Team	56-27 (.674)
11-6 (.647)	2023 Overall Record	9-8 (.529)
5th	Years as Head Coach with Team	6th
5th	Years as Head Coach in NFL	6th
19th	Years in the NFL	16th

PACKERS HEAD COACH MATT LAFLEUR



Matt LaFleur was appointed the 15th head coach of the Packers franchise on Jan. 8, 2019. He began his NFL coaching career with the Texans as an offensive assistant (2008-09). LaFleur spent time a part of the coaching staff in Washington from 2010-13 (QB's coach). A one-season stint as the Quarterbacks coach for the University of Notre Dame in 2014 before returning to the NFL in 2015. Upon his return, LaFleur spent time a part of the coaching staff in Atlanta in 2015-16 (QB's coach), Los Angeles Rams in 2017 (OC) and Tennessee in 2018 (OC). LaFleur played football at Western Michigan (1998-99) and Saginaw Valley State (2000-02).

PRESEASON WEEK 1 AFC NORTH SCHEDULE



HOUSTON AT PITTSBURGH
Aug. 9, 7 P.M. ET



PHILADELPHIA AT BALTIMORE
Aug. 9, 7:30 P.M. ET



TAMPA BAY AT CINCINNATI
Aug. 10, 7 P.M. ET



A LOOK AT THE NEXT GAME



MINNESOTA AT CLEVELAND
AUG. 17, 4:25 P.M. ET



The Browns and Vikings are set to meet in the preseason for the first time since 1999. Minnesota holds a 12-5 record over Cleveland, with the Browns coming out on top 14-7 the last time the teams met in the 2021 regular season. They will hold joint practices leading up to the game at CrossCountry Mortgage campus.

WEEK 1 AFC NORTH SCHEDULE



BALTIMORE VS. KANSAS CITY
SEP. 5, 8:20 P.M. ET



PITTSBURGH VS. ATLANTA
SEP. 8, 1 P.M. ET



NEW ENGLAND VS. CINCINNATI
SEP. 8, 1 P.M. ET



DALLAS VS. CLEVELAND
SEP. 8, 4:25 P.M. ET



SERIES HISTORY

GAME RESULTS VS. GREEN BAY PACKERS

Team	Date	Result	Score
at Green Bay Packers	9/27/1953	W	27-0
Green Bay Packers	10/23/1955	W	41-10
at Green Bay Packers	11/4/1956	W	24-7
Green Bay Packers	10/15/1961	L	17-49
at Green Bay Packers	11/22/1964	L	21-28
Green Bay Packers	9/18/1966	L	20-21
at Green Bay Packers	11/12/1967	L	7-55
Green Bay Packers	12/7/1969	W	20-7
Green Bay Packers	9/17/1972	L	10-26
Green Bay Packers	10/19/1980	W	26-21
at Green Bay Packers	11/6/1983	L	21-35
Green Bay Packers	10/19/1986	L	14-17
Green Bay Packers	10/18/1992	W	17-6
Green Bay Packers	11/19/1995	L	20-31
at Green Bay Packers	12/23/2001	L	7-30
at Green Bay Packers	9/18/2005	W	26-24
Green Bay Packers	10/25/2009	L	3-31
at Green Bay Packers	10/20/2013	L	13-31
Green Bay Packers	12/10/2017	L	21-27
at Green Bay Packers	12/25/2021	L	22-24
All-Time Regular Season Totals		7-13	.350
Home		4-7	.364
Away		3-6	.333

2023 NFL REGULAR SEASON RANKINGS

	BROWNS	PACKERS
Points PG	23.29 (T10)	22.53 (12)
Total YPG	335.9 (16)	345.5 (11)
Rushing YPG	118.6 (12)	112.1 (15)
Passing YPG	217.2 (19)	233.4 (12)
Points APG	21.3 (13)	20.6 (10)
Total Defensive YPG	270.2 (1)	335.1 (17)
Rushing Defensive YPG	105.5 (11)	128.3 (28)
Passing Defensive YPG	164.7 (1)	206.8 (9)
Turnover Ratio	-9 (T25)	0 (T16)

THE LAST TIME VS. GREEN BAY



BROWNS 22
PACKERS 24
Dec. 25, 2021

Lambeau Field, Green Bay, Wis.



TEAM	1	2	3	4	F
Cleveland	6	6	3	7	22
Green Bay	7	14	3	0	24

SCORING SUMMARY

TEAM	Q	TIME	PLAY
Browns	1	12:21	N.Chubb 1 yd. run (kick failed, wr) (5-75, 2:39)
Packers	1	5:13	A.Lazard 11 yd. pass from A.Rodgers (M.Crosby kick) (5-53, 3:24)
Packers	2	10:47	D.Adams 9 yd. pass from A.Rodgers (M.Crosby kick) (10-78, 4:48)
Browns	2	7:03	H.Bryant 1 yd. pass from B.Mayfield (pass failed) (6-70, 3:44)
Packers	2	0:12	D.Adams 1 yd. pass from A.Rodgers (M.Crosby kick) (9-49, 1:39)
Packers	3	9:12	M.Crosby 32 yd. Field Goal (11-76, 5:48)
Browns	3	1:07	C.Naggar 37 yd. Field Goal (14-66, 8:05)
Browns	4	4:31	A.Schwartz 5 yd. pass from B.Mayfield (C.Naggar kick) (8-76, 2:10)

TEAM STATISTICS

	CLE	GB
FIRST DOWNS:	28	19
TIME OF POSSESSION:	31:41	28:19
TOTAL NET YARDS: (RU/PA):	408 (219/189)	311 (109/202)
SACKS/YARDS	0/0	5/33
PUNTS/AVERAGE:	1/37.0	5/47.0
PENALTIES/YARDS:	6/38	3/29
FUMBLES/LOST:	0/0	0/0

INDIVIDUAL STATISTICS

PASSING: CLE: B.Mayfield 21-36-222 (2 TD, 4 INT); GB: A.Rodgers 24-34-202 (3 TD).
RUSHING: CLE: N.Chubb 17-126 (TD), D.Johnson 4-58, A.Schwartz 2-24, B.Mayfield 2-11; GB: A.Jones 12-66, A.Dillon 9-41, A.Lazard 1-13, A.Rodgers 1-(-1), E.St. Brown 1-(-10).
RECEIVING: CLE: R.Higgins 5-58, J.Landry 4-55, N.Chubb 3-58, A.Hooper 3-26, A.Janovich 2-6, D.Johnson 1-8, D.Peoples-Jones 1-5, A.Schwartz 1-5 (TD), H.Bryant 1-1 (TD), D.Njoku 0-0; GB: D.Adams 10-114 (2 TD), A.Jones 5-21, A.Dillon 3-15, A.Lazard 2-45 (TD), J.Deguara 2-5, M.Lewis 2-2, J.Winfrey 0-0.



NOTABLE CONNECTIONS

FORMER COLLEGE TEAMMATES

CLE CB Tony Brown II (2014-17)		GB RB Josh Jacobs (2016-18)
CLE WR Jerry Jeudy (2017-19)		GB S Xavier McKinney (2017-19)
CLE RB Jerome Ford (2018-19)		
CLE LB Mohamoud Diabate (2019-21)		
		GB LB Ty'Ron Hopper (2019-21)
		GB DL Brenton Cox (2020-22)
		GB DL T.J. Slaton (2017-20)
CLE DT Maurice Hurst II (2013-17)		GB DL Rashan Gary (2016-18)
CLE LB Devin Bush (2016-18)		GB CB Germon Green (2018-23)
CLE CB Vincent Gray (2018-21)		
CLE T James Hudson III (2017-18)		
CLE G Zak Zinter (2020-23)		
		
CLE WR Elijah Moore (2018-20)		GB G/T Royce Newman (2016-20)
CLE CB Martin Emerson Jr. (2019-21)		GB WR Malik Heath (2020)
CLE LB Nathaniel Watson (2018-23)		
CLE G Wyatt Davis (2017-20)		GB C/G Josh Meyers (2017-20)
CLE S Ronnie Hickman (2019-22)		
CLE T Dawand Jones (2019-22)		
CLE CB Denzel Ward (2017-20)		
CLE WR David Bell (2019-21)		GB S Tyler Coyle (2020)
CLE DE Alex Wright (2019-21)		
CLE LB Caleb Johnson (2020-21)		GB G Sean Rhyan (2019-21)
		

FORMER BROWNS

- Packers **K Greg Joseph** played for the Browns for one season in 2018.
- Packers defensive backs coach **Ryan Downward** was an assistant coach for two seasons (2014-15) in Cleveland.
- Packers Defensive Coordinator **Jeff Hafley** was the defensive backs coach for the Browns for two seasons (2014-15).

NORTHEAST OHIO TIES

- Packers **WR Julian Hicks** (Mayfield) is an Ohio native.

PLAYER CONNECTIONS

- While at Ohio State in 2019, Browns **S Ronnie Hickman** and **CB Denzel Ward** were coached by Green Bay defensive coordinator **Jeff Hafley** when he served as the Buckeyes' co-defensive coordinator and a secondary coach. **G Wyatt Davis** and **T Dawand Jones** were also on the team.
- In Browns **CB Denzel Ward's** freshman season at Ohio State in 2015, Packers assistant defensive line coach **Vince Oghobaase** served as a graduate assistant working primarily with the defensive line.
- Browns safeties coach **Ephraim Banda** coached Packers **DL Jonathan Ford** at Miami from 2017-20 when he served as the Hurricanes' safeties coach and later as co-defensive coordinator/safeties coach. Banda also coached Packers **G/T Elgton Jenkins** while he served as a defensive assistant in 2015 at Mississippi State.
- Browns assistant defensive line coach **Jordan Thomas** coached Packers **DL Keshawn Banks** for four seasons where he served as a graduate assistant (2018-19) and defensive line coach (2020-21).

PRESEASON WEEK 1 VS. PACKERS

FORMER NFL TEAMMATES

CLE DT Dalvin Tomlinson (2017-20)		GB S Xavier McKinney (2020-23)
CLE G Wyatt Davis (2022)		GB CB Zyon Gilbert (2022)
CLE S Rodney McLeod (2016-21)		GB LB Eric Wilson (2021)
CLE DE Za'Darius Smith (2022)		GB K Greg Joseph (2021-23)
CLE LB Jordan Hicks (2022-23)		
CLE DT Dalvin Tomlinson (2021-22)		
CLE T Hakeem Adeniji (2023)		
CLE G Wyatt Davis (2021)		
CLE WR Amari Cooper (2018-21)		GB S Tyler Coyle (2021-22)
CLE DT Quinton Jefferson (2021)		GB CB Kei'Sean Nixon (2019-21)
CLE DT Maurice Hurst II (2018-20)		
CLE TE Jordan Akins (2018-21)		GB LB Eric Wilson (2021)
CLE WR Jalen Camp (2021-22)		
CLE RB D'Onta Foreman (2022)		GB LB Arron Mosby (2022)
CLE TE Giovanni Ricci (2020-23)		
CLE DE Ogbo Okoronkwo (2018-21)		GB LS Matthew Orzech (2021-22)
CLE S Juan Thornhill (2019-22)		GB S Zayne Anderson (2021-22)
CLE WR James Proche II (2020-22)		GB LB Kristian Welch (2020-22)
CLE QB Tyler Huntley (2020-23)		
		

FORMER PACKERS

- Browns **DE Za'Darius Smith** played for the Packers for three seasons (2019-21).
- Browns **P Corey Bojorquez** played for the Packers for one season in 2021.
- Browns **CB Tony Brown** played for the Packers for two seasons (2018-19).
- Browns Assistant General Manager and Vice President of Player Personnel **Glenn Cook** worked as a pro scout for the Packers from 2012-15 before joining the Browns.

WISCONSIN TIES

- Browns **DT Shelby Harris** (Milwaukee) is a Wisconsin native.

COACHING CONNECTIONS

- Browns defensive coordinator **Jim Schwartz** (2014) served in the same role with the Buffalo Bills while Packers defensive line coach **Jason Rebrovich** was the assistant defensive line coach in 2014.
- Browns offensive line coach **Andy Dickerson** (2012-20) worked with Packers Head Coach **Matt LaFleur** (2017) and running backs coach **Ben Sirmans** (2012-15) while with the Rams.
- Browns linebackers coach **Jason Tarver** (2001-10, 2015-17) was a part of the San Francisco 49ers staff with both Packers offensive coordinator **Adam Stenavich** (2017-18) and defensive coordinator **Jeff Hafley** (2016-18).
- Browns senior offensive assistant **Bill Musgrave** (2015-16) and Packers assistant quarterbacks coach **Connor Lewis** worked together for one season with the Raiders.

RB NICK CHUBB

- Is 30 rushing yards away from becoming third on the franchise's all-time rushing yard list.
- Two rushing scores shy of 50 for his career.
- If Chubb rushes for 489 yards and enters the 7,000 rushing yard club, he and Jim Brown (9,322) would be the lone Browns to rush for at least 7,000 yards in their first seven seasons.
- Can become the second Brown to tally 1,525 rushing yards and 12 scores in a season twice, fifth time overall, along with Jim Brown (1958, 1963 and 1965).

WR AMARI COOPER

- Can become the first-ever Brown with three consecutive 1,000-yard receiving seasons.
- Looks to surpass the 1,000-yard receiving benchmark for eighth time in career... Only Mike Evans (10) and Jerry Rice (nine) have more in their first 10 seasons if Cooper accomplishes this feat.
- 10 straight seasons with five-or-more receiving scores can place him as one-of-two in NFL history to do so in their first 10 seasons, joining Marvin Harrison (Mike Evans has the opportunity to do so as well).
- Seven receptions surpass Marshall Faulk (673) for the fifth most by a top-five pick in first 10 years.
 1. Cooper is 271 receiving yards away from passing Keyshawn Johnson for the fourth most by a top-five pick in their first 10 years.
 2. One rec TD breaks tie with Keyshawn Johnson for third and five ties A.J. Green for third by a top-five pick in their first 10 years.

DE MYLES GARRETT

- He can extend his record as lone NFL player with seven straight seasons of double-digit sacks. Only six other players in league history have done so.
- Can join T.J. Watt (five) and Reggie Watt (seven) as the only players in league history with five of their first eight seasons tallying at least 13 sacks.
- 11.5 sacks away from 100 in career. The 43rd player ever to reach the milestone.

- Nine and a half sacks from passing Mario Williams (97.5) for sole possession of second-most sacks by a No.1 pick.
- A double-digit sack season takes sole possession of second most sacks by a first-round pick in their first eight years. Passes Derrick Thomas, Von Miller and Aaron Donald, who have 98.0.
- Can become the fourth player since 1982 to record 10-or-more sacks in at least seven of their first eight seasons, joining Hall of Famer Reggie White (eight), Von Miller (seven), and Hall of Famer DeMarcus Ware (seven).
- A defensive score puts him at two for sole possession of second most, behind No. 1 overall pick Jadeveon Clowney (four), in league history.

TE DAVID NJOKU

- 13 receptions away from 300 in career.
- 736 receiving yards away from 4,000 career.
- Five games from 100 career.
- Aims for his third consecutive season with 600 or more receiving yards.

CB DENZEL WARD

- Can extend accomplishment as the only player in NFL with at least 10 pass deflections and two interceptions in first seven seasons.
- Four pass deflections away from 80 career.
- Need 16 passes defended ties Jalen Ramsey for third most by a top-five pick in first seven seasons.
- Ward is second on the Browns' all-time list of games with multiple pass breakups (21)...Needs seven games to match Joe Haden's 28.

QB DESHAUN WATSON

- One game with over 250 passing yards and 40 rushing yards matches Randall Cunningham (13) for the fourth-most games in NFL history.

TEAM NOTES

- The Browns roster has 12 players who have received Pro Bowl honors.
G Joel Bitonio earned his sixth-straight Pro Bowl nod in 2023, the most by any current Brown.

BROWNS PRO BOWLERS

G Joel Bitonio (6)	2018, 2019, 2020, 2021, 2022, 2023
DE Myles Garrett (5)	2018, 2020, 2021, 2022, 2023
WR Amari Cooper (5)	2015, 2016, 2018, 2019, 2023
CB Denzel Ward (3)	2018, 2021, 2023
QB Deshaun Watson (3)	2018, 2019, 2020
G Wyatt Teller (3)	2021, 2022, 2023
DE Za'Darius Smith (3)	2019, 2020, 2022
TE David Njoku (1)	2023
LB Jeremiah Owusu-Koramoah (1)	2023
CB Justin Hardee Sr. (1)	2022
QB Jameis Winson (1)	2015
QB Tyler Huntley (1)	2022



- The current Browns roster has 12 former first round picks including seven top-10 picks.

FORMER FIRST ROUNDERS

Round (Overall)	Player	Team	Year
1 (1)	QB Jameis Winston	Buccaneers	2015
1 (4)	WR Amari Cooper	Raiders	2015
1 (8)	T Jack Conklin	Titans	2016
1 (31)	T Germain Ifedi	Seahawks	2016
1 (1)	DE Myles Garrett	Browns	2017
1 (12)	QB Deshaun Watson	Texans	2017
1 (29)	TE David Njoku	Browns	2017
1 (4)	CB Denzel Ward	Browns	2018
1 (10)	LB Devin Bush	Steelers	2019
1 (10)	T Jedrick Wills Jr.	Browns	2020
1 (15)	WR Jerry Jeudy	Broncos	2020
1 (26)	CB Greg Newsome II	Browns	2021

- In 2023, the Browns posted their highest winning percentage of all time at Cleveland Browns Stadium with an 8-1 (.889) record.

Highest winning percentage at Cleveland Browns Stadium

Year	Record	Percent
1. 2023	8-1	.889
2. 2007	7-1	.875
3. 2020	6-2	.750



- In 2023, the Browns tied their second-highest regular season win mark posting 11 wins, just second to 12 wins posted in 1986.

Most Regular Season Wins by a Browns Team

Year	Total
1. 1986	12
2t. 2023	11
2020	11
1994	11
1980	11
1965	11
1953	11
1951	11



- In 2023, the Browns allowed 4,593 total yards of offense, the lowest mark in the NFL.

2023 NFL Yards Allowed Per Game

Team	Total Yards	Yards Per Game
1. Cleveland Browns	4,593	270.2
2. Kansas City Chiefs	4,926	289.8
3. New York Jets	4,969	292.3

- The Browns allowed 270.2 yards per game in 2023, the single season fewest in the NFL since 2015.

Yards Allowed Per Game Since 2015

Team	Year	Yards Per Game
1. Cleveland Browns	2023	270.2
2. Buffalo Bills	2021	272.8
3. New England Patriots	2019	275.9



- The Browns allowed just 164.7 passing yards per game, the lowest mark in the NFL in 2023.

2023 NFL Passing Yards Allowed Per Game

Team	Total Passing Yards	Yards Per Game
1. Cleveland Browns	2,800	164.7
2. New York Jets	2,861	168.3
3. Carolina Panthers	2,916	171.5

DEFENSIVE NOTES



- The Browns allowed a league-low 253 first downs in 2023.

2023 Fewest First Downs Allowed

Team	Total
1. Cleveland Browns	253
2. New York Jets	298
3t. New Orleans Saints	300
3t. Kansas City Chiefs	300

- The Browns defense allowed the lowest third down percentage in the NFL with 29.1 percent in 2023.

2023 Lowest Third Down Percentage

Team	Conversions	Attempts	Pct
1. Cleveland Browns	67	230	29.1
2. Denver Broncos	67	202	33.2
3. Atlanta Falcons	77	228	33.8

- The Browns 112 forced punts were the most allowed since 1967 (Raiders, 111) and the third most all time.

Most Punts Forced in a Season in NFL History

Team	Year	Punts
1. L.A. Raiders	1984	117
2. Baltimore Ravens	1999	115
3. Cleveland Browns	2023	112
4. Oakland Raiders	1967	111



- DE Myles Garrett's 14 sacks in 2023 tied for third behind his previous record of 16 sacks set in 2022 and 2021 for most sacks by a Brown in a season.

Most Sacks by a Brown in a Season

Player	Year	Total
1t. Myles Garrett	2022	16.0
1t. Myles Garrett	2021	16.0
3t. Myles Garrett	2023	14.0
3t. Reggie Camp	1984	14.0
5. Myles Garrett	2018	13.5

- The only NFL player to record at least 14 sacks in each of the past three seasons (2021-23) and the only player to record at least 10 sacks in each of the past six seasons (2018-23).



- DE Myles Garrett's 88.5 career sacks are the most by a Brown all time.

Most Career Sacks by a Brown

Player	Games	Sacks
1. Myles Garrett	100	88.5
2. Clay Matthews	232	62.0
3. Michael Dean Perry	109	51.5

- DE Myles Garrett 88.5 sacks are the second-most recorded in the NFL since 2017.

Most NFL Sacks Since 2017

Player	Team	Games	Total
1. T.J. Watt	Pittsburgh Steelers	104	96.5
2. Myles Garrett	Cleveland Browns	100	88.5
3. Aaron Donald	L.A. Rams	106	83.0

NFL Players with at least 10 Sacks for Six Consecutive Seasons

Player	Team	Years
Reggie White*	Philadelphia Eagles	1985-95
John Randle*	Minnesota Vikings	1992-99
DeMarcus Ware*	Dallas Cowboys	2006-12
Jared Allen	Minnesota Vikings	2007-13
Bruce Smith*	Buffalo Bills	1992-98
Lawrence Taylor*	N.Y. Giants	1984-90
Myles Garrett	Cleveland Browns	2018-23

*Member of Pro Football Hall of Fame

GARRETT BY THE NUMBERS...


1 game with at least 4.0 sacks.

3 games with at least 3.0 sacks.

17 games with at least 2.0 sacks.

25 games with at least 1.5 sacks.

5x Pro-Bowler.



- With his 2023 Pro Bowl selection, DE Myles Garrett tied Bob Gain and Michael Dean Perry with the most Pro Bowl selections by a Browns defensive player with five.

Most Pro Bowl Selections by a Browns Defensive Player

Player	Years	Total
1t. Myles Garrett	2018, 2020-23	5
1t. Bob Gain	1957-59, 1961-62	5
1t. Michael Dean Perry	1989-91, 1993-94	5



- The only player in Browns history to record back-to-back 1,000-yard receiving seasons (2022-23).



5x Pro-Bowler.



- WR Amari Cooper's 265 receiving yards at Houston on Dec. 24, 2023, are the most receiving yards recorded in a game by a Brown.

Most Receiving Yards in a Game by a Brown

Player	Date	Opponent	Total
1. Amari Cooper	12/24/23	at Houston	265
2. Josh Gordon	12/1/13	Jacksonville	261
3. Josh Gordon	11/24/13	Pittsburgh	237

- WR Amari Cooper's 1,250 receiving yards in 2023 are third most in a season by a Brown.

Most Receiving Yards by a Brown in a Season

Player	Year	Total
1. Josh Gordon	2013	1,646
2. Braylon Edwards	2007	1,289
3. Amari Cooper	2023	1,250
4. Webster Slaughter	1989	1,236
5. Jarvis Landry	2019	1,174

- WR Amari Cooper's four-career 200 yard receiving games are tied for second with Jerry Rice for most career games with 200 receiving yards since 1960.

Most career games with 200 receiving yards (since 1960)

Player	Team (s)	Total
1. Calvin Johnson	Detroit	5
2t. Amari Cooper	Oak., Dal., Cle.	4
2t. Jerry Rice	S.F., Oak., Sea.	4

- WR Amari Cooper is one of four NFL players in history with at least five receiving touchdowns in each of their first nine seasons.

NFL Player with at Least Five Receiving Touchdowns in each of their First Nine Seasons

Player	Team (s)	Years
Don Hutson*	Green Bay	1935-45
Marvin Harrison*	Indianapolis	1996-06
Marques Colston	New Orleans	2006-14
Amari Cooper	Oak., Dal., Cle.	2015-23

*Member of Pro Football Hall of Fame





• RB Nick Chubb's 6,511 rushing yards is the second most in the NFL since 2018.

Most NFL Rushing Yards since 2018

Player	Team	Games	Total
1. Derrick Henry	Tennessee	88	8,268
2. Nick Chubb	Cleveland	77	6,511
3. Ezekiel Elliott	Dal., N.E.	95	6,290

• Among all RBs, Nick Chubb holds the highest rushing average in the NFL since 2018 with 5.26 yards per carry.

Highest NFL RB Rushing Average since 2018

Player	Team	Total
1. Nick Chubb	Cleveland	5.26
2. Raheem Mostert	S.F., Mia.	5.21



4x Pro-Bowler.



• RB Nick Chubb has the highest amount of fourth quarter rushes of 10+ yards in the NFL since 2018 with 62.

Most 4th Quarter Rushes of 10+ Yards since 2018

Player	Team	Total
1. Nick Chubb	Cleveland	62
2. Derrick Henry	Tennessee	45



• RB Nick Chubb is second all-time in NFL career rushing average with 5.26 yards per carry.

Highest Career NFL RB Rushing Average

Player	Team	Total
1. Jamal Charles	K.C., Den., Jax.	5.38
2. Nick Chubb	Cleveland	5.26
3. Jim Brown	Cleveland	5.22

• RB Nick Chubb is fourth all-time in career rushing yards by a Brown with 6,511.

Most Career Rushing Yards by a Brown

Player	Years	Games	Total
1. Jim Brown	1957-65	118	12,312
2. Leroy Kelly	1964-73	136	7,274
3. Mike Pruitt	1976-84	124	6,540
4. Nick Chubb	2018-23	77	6,511
5. Greg Pruitt	1973-81	118	5,496



- TE David Njoku's 25 career receiving touchdowns are second all-time behind Ozzie Newsome for most career receiving touchdowns by a Browns TE.

Most Career Receiving TDs by a Brown TE

Player	Years	Total
1. Ozzie Newsome	1978-90	47
2. David Njoku	2017-23	25
3. Milt Morin	1966-75	16

- TE David Njoku's 287 career receptions are second all-time behind Ozzie Newsome for most career receptions by a Browns TE.

Most Career Receptions by a Brown TE

Player	Years	Total
1. Ozzie Newsome	1978-90	662
2. David Njoku	2017-23	287
3. Milt Morin	1966-75	271



- TE David Njoku is third all-time in career receiving yards by a Browns TE with 3,264.

Most Career Receiving Yards by a Brown TE

Player	Years	Total
1. Ozzie Newsome	1978-90	7,980
2. Milt Morin	1966-75	4,208
3. David Njoku	2017-23	3,264

- TE David Njoku 25 receiving touchdowns are the second most receiving touchdowns by a Brown since 1999.

Most Receiving TDs by a Brown since 1999

Player	Years	Total
1. Braylon Edwards	2005-09	28
2. David Njoku	2017-23	25
3. Kevin Johnson	1999-03	23



1x Pro-Bowler. 

- In 2023, TE David Njoku was selected to his first Pro Bowl after setting career highs for receptions (81), receiving yards (882) and receiving touchdowns (six).
- TE David Njoku's 287 receptions are the third most by a Brown since 1999.

Most Receptions by a Brown since 1999

Player	Years	Total
1. Kevin Johnson	1999-03	315
2. Jarvis Landry	2018-21	288
3. David Njoku	2017-23	287

- TE David Njoku is fifth in receiving yards by a Brown since 1999.

Most Receiving Yards by a Brown since 1999

Player	Years	Total
1. Kevin Johnson	1999-03	3,836
2. Braylon Edwards	2005-09	3,697
3. Jarvis Landry	2018-21	3,560
4. Dennis Northcutt	2000-06	3,438
5. David Njoku	2017-23	3,264



- The first NFL player since 1999 to have at least 10 passes defended and two interceptions in each of his first six seasons.



3x Pro-Bowler.



- CB Denzel Ward is second in career passes defended by a Brown with 76 behind Joe Haden (101).

Most Career Passes Defended by a Brown

Player	Years	Games	Total
1. Joe Haden	2010-16	90	101
2. Denzel Ward	2018-23	79	76
3t. Daylon McCutcheon	1999-05	103	53
3t. Eric Turner	1991-95	63	53

*Passes defended didn't become an official NFL statistic until 1994.

- CB Denzel Ward is tied for second in the NFL for most passes defended since 2018.

Most Passes Defended since 2018

Player	Team (s)	Total
1. James Bradberry	Car., NYG, Phi.	92
2t. Denzel Ward	Cleveland	76
2t. Xavien Howard	Miami	76
4. Darius Slay	Det., Phi.	74

- CB Denzel Ward is one of two players with at least two interceptions each season since 2018.

NFL Players with at least Two Interceptions each season since 2018

Player	Team (s)
Denzel Ward	Cleveland
Justin Simmons	Denver

- CB Denzel Ward is second behind Frank Minnifield (4) for most Pro Bowls by a Browns cornerback with three.

Most Pro Bowls by a Browns Cornerback

Player	Years	Total
1. Frank Minnifield	1986-89	4
2t. Denzel Ward	2018, 2021, 2023	3
2t. Hanford Dixon	1986-88	3



QB DESHAUN WATSON

• QB Deshaun Watson's 100.8 QB Rating is the third highest in NFL history.

Highest Career QB Rating in NFL History

Player	Team (s)	Total
1. Aaron Rodgers	G.B., NYJ	103.6
2. Patrick Mahomes	K.C.	103.5
3. Deshaun Watson	Hou., Cle.	100.8
4. Russell Wilson	SEa., Den.	100.0

RECORD AS A STARTER

8-4 (.667) with Cleveland Browns
5-1 (.833) in 2023.
4-1 (.800) at Cleveland Browns Stadium as a Brown.
36-29 (.554) in career.



3x Pro-Bowler.



G JOEL BITONIO

• G Joel Bitonio's six Pro Bowl selections are tied for the fourth-most in team history, trailing only Pro Football Hall of Famers Joe Thomas (10), Jim Brown (9) and Lou Groza (9).

Most Pro Bowl Selections by a Brown

Player	Years	Total
1. Joe Thomas*	2008-17	10
2t. Jim Brown*	1958-66	9
2t. Lou Groza*	1951-56, 1958-60	9
4t. Joel Bitonio	2018-23	6
4t. Leroy Kelly*	1967-72	6
4t. Gene Hickerson*	1966-71	6
4t. Dick Schafrath	1964-69	6

*Member of Pro Football Hall of Fame



6x Pro-Bowler.



• G Joel Bitonio is second behind T Joe Thomas (167) in most starts by a Brown since 1999 with 144.

Most Starts by a Brown since 1999

Player	Years	Total
1. T Joe Thomas	2007-17	167
2. G Joel Bitonio	2014-23	144
3. DE Orpheus Roye	2000-07	102

PLAYER NOTES

- G Joel Bitonio is 21st all-time in games played by a Brown.

Most Games Played by a Brown

Player	Years	Total
12. Joe Thomas	2007-17	167
13. Robert Jackson	1975-85	160
14. Tom DeLeone	1974-84	149
15. Eddie Johnson	1981-90	148
16t. Charley Hughlett	2014-23	147
16t. Jerry Sherk	1970-81	147
18t. Charlie Hall	1971-80	146
18t. Cody Risien	1979-89	146
18t. Paul Wiggins	1957-67	146
21. Joel Bitonio	2014-23	144

LB JEREMIAH OWUSU-KORAMOAH

- LB Jeremiah Owusu-Koramoah finished fourth in the NFL in tackles for loss in 2023 with 20 and was named to his first Pro Bowl.

2023 NFL Tackles For Loss Leaders

Player	Team(s)	Pos.	Total
1t. Maxx Crosby	Las Vegas	DE	23
1t. Danielle Hunter	Minnesota	LB	23
3. Khalil Mack	LAC	LB	21
4. Jeremiah Owusu-Koramoah	Cleveland	LB	20
5. T.J. Watt	Pittsburgh	LB	19



1x Pro-Bowler. 

CB MARTIN EMERSON JR.

- CB Martin Emerson Jr. is tied fifth in the NFL for most passes defended since 2022 with 29.

Most NFL Passes Defensed since 2022

Player	Years	Total
1. Darius Williams	Jacksonville	35
2. Charvarius Ward	San Francisco	34
3. Sauce Gardner	N.Y. Jets	32
4. James Bradberry	Philadelphia	30
5t. Martin Emerson Jr.	Cleveland	29
5t. Darius Slay	Philadelphia	29



NFL Players That Have Recorded at least 14 Passes Defensed in 2022 and 2023

Player	Team (s)
Martin Emerson Jr.	Cleveland
Darius Williams	Jacksonville
Darius Slay	Philadelphia

K DUSTIN HOPKINS

• In 2023, K Dustin Hopkins passed Phil Dawson (30) for most field goals made by a Brown in a season with 33.

Most FGs Made by a Brown In a Season

Player	Year	Total
1. Dustin Hopkins	2023	33
2. Phil Dawson	2008	30

• K Dustin Hopkins finished 2023 second all-time in points scored by a Brown with 123, three points shy of Jim Brown (126).

Most Points Scored by a Brown In a Season

Player	Year	Total
1. Jim Brown	1965	126
2. Dustin Hopkins	2023	123
3t. Phil Dawson	2007	120
3t. Leroy Kelly	1968	120



• K Dustin Hopkins' eight 50+ yard field goals in 2023 was the most by a Brown all-time in a season.

Most 50+ Yard FGs Made by a Brown In a Season

Player	Year	Total
1. Dustin Hopkins	2023	8
2t. Phil Dawson	2012	7
2t. Phil Dawson	2011	7

P COREY BOJORQUEZ

• For the second straight year, P Corey Bojorquez marked the highest single season punting average by a Brown with 49.4 yards.

Highest Single-Season Punting Avg. by a Brown

Player	Year	Total
1. Corey Bojorquez	2023	49.4
2. Corey Bojorquez	2022	48.5
3. Britton Colquitt	2017	47.6





HEAD COACH KEVIN STEFANSKI

CAREER HIGHLIGHTS

- In his four seasons as head coach the Browns are 37-30 (.552), the highest-winning percentage for the team over a four-year stretch since 1986-89. Stefanski has led the team to two postseason appearances and two 11-win seasons. He joined Pro Football Hall of Famer Paul Brown (1951 and 1953) as the only coaches in team history to record multiple seasons with at least 11 regular season wins.
- Stefanski became the 16th coach to win the Associated Press NFL Coach of the Year award multiple times since its inception in 1957. Stefanski won the honors in 2020 and 2023 and joined Forrest Gregg (1976) as the only Browns coaches to win the award.
- During the Browns 77-year history, the team has surpassed 6,000 scrimmage yards in a single season just seven times, but have reached the mark in all four seasons under Stefanski. Since 2020, the Browns are third in the NFL with an average of 139.6 rushing yards per game.
- Stefanski has recorded a 24-10 (.706) record at Cleveland Browns Stadium, while not recording a losing record at home in any season. The Browns finished 8-1 at home in 2023, a team record for wins at home.
- In his first season with the Browns, Stefanski led the team to its first playoff appearance since 2002 and first playoff victory in 26 years. He notched the most wins (11) by a first-year Browns head coach since Paul Brown had 12 in the team's inaugural season in 1946. Stefanski's 11 regular season wins were the most by a first-year head coach in 2020 and marked just the 11th time since 1970 a first-year coach has won 11 or more games. Stefanski was named the NFL Coach of the Year.



SINCE KEVIN STEFANSKI TOOK OVER IN 2020 THE BROWNS ARE...

- 14-3 (.824)** when scoring at least 30 points, including a 5-0 mark in 2023.
- 21-5 (.808)** when scoring at least 25 points.
- 14-2 (.875)** when not committing a turnover in a game.
- 24-10 (.706)** at home, including an 8-1 mark in 2023.
- 16-5 (.762)** when attempting at least 35 rushes in a game.
- 12-1 (.923)** when recording at least four sacks in a game.
- 8-3 (.727)** when rushing for at least 200 yards in a game.

COACHING CAREER

2005	University of Pennsylvania, football operations
2006-08	Minnesota Vikings, assistant to the head coach
2009-13	Minnesota Vikings, assistant quarterbacks
2014-15	Minnesota Vikings, tight ends coach
2016	Minnesota Vikings, running backs coach
2017-18	Minnesota Vikings, quarterbacks coach/ interim offensive coordinator
2019	Minnesota Vikings, offensive coordinator
2020-	Cleveland Browns, head coach



BUBBA VENTRONE | ASSISTANT HEAD COACH/SPECIAL TEAMS COORDINATOR

Ventrone brings 19 years of coaching and playing experience in the NFL with experience in two Super Bowls. The Pittsburgh, Pa. native joined the Browns ahead of the 2023 season and aided a special teams unit that set several franchise records including 33 made field goals and a 49.4-yard punt average and three blocked field goals. Ahead of his time in Cleveland, Ventrone spent five seasons with the Indianapolis Colts guiding the unit to a top-10 finish in his last three seasons. As an assistant special teams coach with the New England Patriots from 2015-17, he was a member of the Super Bowl LI winning team.



JIM SCHWARTZ | DEFENSIVE COORDINATOR

Schwartz is in his 16th season as an NFL defensive coordinator and his second with the Cleveland Browns. In his first season with the Browns, Schwartz won NFL Assistant Coach of the Year after coaching the defense to several NFL-leading categories including total defense (270.2 yards per game), passing defense (164.7 yards per game), third down percentage (67-of-230 for 29.1 percent) and first downs allowed (253). Ahead of his time in Cleveland, Schwartz was a defensive coordinator with the Philadelphia Eagles (2016-20), winning Super Bowl LII, Buffalo Bills (2014) and Tennessee Titans (2001-08). The Baltimore, Md. native served as the head coach of the Detroit Lions from 2009-13, coaching the team to a 10-6 season in 2011 and a playoff berth for the first time since 1999.



KEN DORSEY | OFFENSIVE COORDINATOR

After playing quarterback for the Browns from 2006-08, Dorsey rejoined the Browns with 17 years of NFL coaching and playing experience. Prior to joining the Browns, Dorsey spent five seasons with the Bills in several capacities on offense, coaching QB Josh Allen to several NFL records including becoming the first QB in NFL history with at least 4,000 passing yards, 30 passing touchdowns and eight rushing touchdowns. As the quarterbacks coach for the Carolina Panthers from 2013-17, Dorsey aided QB Cam Newton to be named 2015 NFL MVP. As a player, Dorsey was selected by the San Francisco 49ers in the seventh round of the 2003 NFL Draft after leading Miami (Fla.) to a 38-2 record and a national championship in 2001. He spent the 2003-05 seasons in San Francisco and 2006-08 with the Browns, where he started 13 games.



CHAD O'SHEA | PASS GAME COORDINATOR/WIDE RECEIVERS

O'Shea joined the Browns in 2020 and is in his 21st NFL season, winning 12 division titles, five conference championships and three Super Bowls (XLIX, LI and LIII). The Browns' offense saw Amari Cooper post back-to-back 1,000-yard seasons in 2022, the first Brown to do so. In his first season, O'Shea aided the offense to 408 points, the second most in franchise history. Previously, the Houston, Texas native spent the 2019 season as the offensive coordinator for the Miami Dolphins and 2019-18 as the New England Patriots wide receivers coach.

CLEVELAND BROWNS COACHING STAFF



Jeff Anderson
Defensive Quality Control



Ephraim Banda
Safeties




Stephen Bravo-Brown
Special Teams Assistant




Callie Brownson
Assistant Wide Receivers



Jacques Cesaire
Defensive Line




Nick Charlton
Offensive Assistant/Run Game Specialist



Andy Dickerson
Offensive Line



Zach Dunn
Defensive Assistant




Ashton Grant
Offensive Assistant/Quarterbacks




Riley Hecklinski
Coordinator, Coaching Logistics




Roy Istvan
Assistant Offensive Line



Brandon Lynch
Cornerbacks



Bill Musgrave
Senior Offensive Assistant




Tommy Rees
Pass Game Specialist/Tight Ends



Kevin Rogers
Senior Assistant/Special Projects



Duce Staley
Running Backs



Jason Tarver
Linebackers



Jordan Thomas
Assistant Defensive Line



Nemo Washington
Bill Willis Diversity Coaching Fellow

CLEVELAND BROWNS 2024 ALPHABETICAL ROSTER

As of Aug. 4, 2024

NO	NAME	POS	HT	WT	DOB	AGE	EXP	COLLEGE	HOMETOWN	HOW ACQ
74	Adeniji, Hakeem	T	6-4	315	12/8/97	26	5	Kansas	Garland, Texas	UFA (Min.) - '24
88	Akins, Jordan	TE	6-4	245	4/19/92	32	7	Central Florida	Locust Grove, Ga.	UFA (Hou.) - '23
37	Bell, D'Anthony	S	6-1	211	10/17/96	27	3	West Florida	Covington, Ga.	FA - '22
18	Bell, David	WR	6-1	212	12/14/00	23	3	Purdue	Indianapolis, Ind.	D3c - '22
75	Bitonio, Joel	G	6-4	320	10/11/91	32	11	Nevada	Long Beach, Calif.	D2 - '14
13	Bojorquez, Corey	P	6-0	217	9/13/96	27	7	New Mexico	Bellflower, Calif.	UFA (G.B.) - '22
39	Breeze, Brady	S	6-0	205	10/9/97	26	2	Oregon	Lake Oswego, Ore.	FA - '24
53	Briggs, Jowon	DT	6-1	313	9/1/01	22	R	Cincinnati	Cincinnati, Ohio	D7b - '24
87	Brown, Ahmarean	WR	5-8	170	12/19/00	23	R	South Carolina	Tampa, Fla.	FA - '24
38	Brown II, Tony	CB	6-0	200	7/13/95	29	7	Alabama	Beaumont, Texas	FA - '24
30	Bush, Devin	LB	5-11	235	7/18/98	26	6	Michigan	Pembroke Pines, Fla.	UFA (Sea.) - '24
84	Camp, Jalen	WR	6-2	220	7/10/98	26	1	Georgia Tech	Cumming, Ga.	FA - '24
24	Chubb, Nick	RB	5-11	227	12/27/95	28	7	Georgia	Cedartown, Ga.	D2b - '18
67	Cohen, Javion	G	6-4	322	8/8/02	22	R	Miami (Fla.)	Phenix City, Ala.	FA - '24
78	Conklin, Jack	T	6-6	308	8/17/94	29	9	Michigan State	Plainwell, Mich.	UFA (Ten.) - '20
2	Cooper, Amari	WR	6-1	211	6/17/94	30	10	Alabama	Miami, Fla.	Tr. (Dal.) - '22
16	Darden, Jaelon	WR	5-8	175	1/14/99	25	3	North Texas	Houston, Texas	FA - '24
50	Davis, Wyatt	G	6-4	315	2/17/99	25	4	Ohio State	Bellflower, Calif.	FA - '24
9	Delpit, Grant	S	6-3	208	9/20/98	25	5	Louisiana State	Houston, Texas	D2 - '20
43	Diabate, Mohamoud	LB	6-4	225	5/18/01	23	2	Utah	Auburn, Ala.	FA - '23
68	Dunn, Michael	G	6-5	315	8/28/94	29	5	Maryland	Bethesda, Md.	FA - '23
41	Edmonds, Christopher	S	6-2	210	7/16/01	23	R	Arizona State	Phenix City, Ala.	FA - '24
23	Emerson Jr., Martin	CB	6-2	201	9/27/00	23	3	Mississippi State	Pensacola, Fla.	D3a - '22
42	Fields II, Tony	LB	6-0	222	6/18/99	25	4	West Virginia	Las Vegas, Nev.	D5a - '21
34	Ford, Jerome	RB	5-10	210	9/12/99	24	3	Cincinnati	Tampa, Fla.	D5 - '22
27	Foreman, D'Onta	RB	6-0	235	4/24/96	28	8	Texas	Texas City, Texas	UFA (Chi.) - '24
95	Garrett, Myles	DE	6-4	272	12/29/95	28	8	Texas A&M	Arlington, Texas	D1a - '17
31	Gray, Vincent	S	6-2	190	12/28/99	24	1	Michigan	Rochester, Mich.	FA - '24
25	Hailassie, Kahlef	CB	6-1	195	11/9/00	23	2	Western Kentucky	Elk Grove, Calif.	W. (K.C.) - '23
51	Hall, Jr., Mike	DT	6-3	300	6/13/03	21	R	Ohio State	Streetsboro, Ohio	D2 - '24
28	Hardee Sr., Justin	CB	6-1	200	2/7/94	30	8	Illinois	Cleveland, Ohio	UFA (NYJ) - '24
26	Harden, Myles	CB	5-11	195	12/13/01	22	R	South Dakota	Miami Gardens, Fla.	D7a - '24
93	Harris, Shelby	DT	6-2	288	8/11/91	33	11	Illinois State	Milwaukee, Wis.	FA - '23
33	Hickman, Ronnie	S	6-1	209	10/11/01	22	2	Ohio State	South Orange, N.J.	FA - '23
49	Hicks, Faion	CB	5-10	192	9/2/98	25	1	Wisconsin	Miami, Fla.	FA - '24
58	Hicks, Jordan	LB	6-1	235	6/27/92	32	10	Texas	Colorado Springs, Colo.	UFA (Min.) - '24
22	Hines, Nyheim	RB	5-9	196	11/12/96	27	6	North Carolina State	Garner, N.C.	FA - '24
7	Hopkins, Dustin	K	6-2	210	10/1/90	33	11	Florida State	Austin, Texas	Tr. (LAC) - '23
66	Hudson III, James	T	6-5	313	5/13/99	25	4	Cincinnati	Toledo, Ohio	D4a - '21
47	Hughlett, Charley	LS	6-4	248	5/16/90	34	10	Central Florida	Tampa, Fla.	FA - '14
10	Huntley, Tyler	QB	6-1	205	2/3/98	26	5	Utah	Hallandale Beach, Fla.	UFA (Bal.) - '24
90	Hurst II, Maurice	DT	6-2	290	5/9/95	29	6	Michigan	Canton, Mass.	FA - '23
65	Ifedi, Germain	T	6-5	325	6/2/94	30	9	Texas A&M	Houston, Texas	FA - '24
62	Ika, Siaki	DT	6-3	335	11/8/00	23	2	Baylor	Salt Lake City, Utah	D3b - '23
72	Jefferson, Quinton	DT	6-4	290	3/31/93	31	9	Maryland	Pittsburgh, Pa.	UFA (NYJ) - '24
3	Jeudy, Jerry	WR	6-1	195	4/24/99	25	5	Alabama	Deerfield Beach, Fla.	Tr. (Den.) - '24
48	Johnson, Caleb	LB	6-1	234	7/14/98	26	1	Miami (Fla.)	San Diego, Calif.	FA - '24
63	Johnson, Zack	G	6-6	315	11/14/93	30	1	North Dakota State	Apple Valley, Minn.	FA - '24
79	Jones, Dawand	T	6-8	374	8/6/01	23	2	Ohio State	Indianapolis, Ind.	D4a - '23
92	Kamara, Sam	DT	6-0	272	12/21/97	26	2	Stony Brook	Carteret, N.J.	FA - '23
41	Kelly Jr., John	RB	5-10	208	10/4/96	27	3	Tennessee	Detroit, Mich.	FA - '24
89	Landers, Matt	WR	6-4	200	6/16/99	25	1	Arkansas	St. Petersburg, Fla.	FA - '24
60	Martin, Jeremiah	DE	6-3	265	6/10/00	24	1	Washington	San Bernardino, Calif.	FA - '24
61	Mbaeteka, Roy	T	6-8	330	2/13/00	24	1	No College	Benin City, Nigeria	FA - '24
57	McGuire, Isaiah	DE	6-4	268	7/27/01	23	2	Missouri	Tulsa, Okla.	D4b - '23
12	McLeod, Rodney	S	5-10	185	6/23/90	34	13	Virginia	Hyattsville, Md.	FA - '23
29	Mitchell, Cameron	CB	5-11	191	9/8/01	22	2	Northwestern	Bolingbrook, Ill.	D5b - '23
83	Mitchell-Paden, Zaire	TE	6-5	257	8/20/99	24	1	Florida Atlantic	Rockville, Md.	FA - '24
8	Moore, Elijah	WR	5-10	180	3/27/00	24	4	Mississippi	Fort Lauderdale, Fla.	Tr. (NYJ) - '23
0	Newsome II, Greg	CB	6-0	192	5/18/00	24	4	Northwestern	Chicago, Ill.	D1 - '21
85	Njoku, David	TE	6-4	246	7/10/96	28	8	Miami (Fla.)	Cedar Grove, N.J.	D1c - '17
64	Okorafor, Chim	G	6-6	320	5/12/99	25	1	Benedictine	Upland, Calif.	FA - '24
54	Okoronkwo, Ogbo	DE	6-2	250	4/24/95	29	7	Oklahoma	Gainesville, Fla.	UFA (Hou.) - '23
6	Owusu-Koramoah, Jeremiah	LB	6-2	221	11/4/99	24	4	Notre Dame	Hampton, Va.	D2 - '21
55	Pocic, Ethan	C	6-6	320	8/5/95	29	8	Louisiana State	Lemont, Ill.	UFA (Sea.) - '22
11	Proche II, James	WR	5-11	193	9/20/96	27	5	SMU	Dallas, Texas	FA - '23
59	Reid, Winston	LB	6-0	225	8/3/99	25	R	Weber State	St. George, Utah	FA - '24
44	Ricci, Giovanni	FB	6-3	240	10/16/96	27	4	Western Michigan	Loveland, Ohio	FA - '24
49	Robbins, Aidan	RB	6-2	237	12/22/00	23	R	Brigham Young	Louisville, Ky.	FA - '24
99	Smith, Za'Darius	DE	6-4	270	9/8/92	31	10	Kentucky	Montgomery, Ala.	Tr. (Min.) - '23
20	Strong Jr., Pierre	RB	5-11	215	12/10/98	25	3	South Dakota State	Little Rock, Ark.	Tr. (N.E.) - '23
77	Teller, Wyatt	G	6-4	315	11/21/94	29	7	Virginia Tech	Beaeton, Va.	Tr. (Buf.) - '19
96	Thomas, Isaiah	DE	6-5	266	12/3/98	25	2	Oklahoma	Tulsa, Okla.	D7a - '22
69	Thompson, Lorenzo	T	6-6	305	6/21/00	24	R	Rhode Island	Syracuse, N.Y.	FA - '24
17	Thompson-Robinson, Dorian	QB	6-2	203	11/14/99	24	2	UCLA	Las Vegas, Nev.	D5a - '23
1	Thornhill, Juan	S	6-0	205	10/19/95	28	6	Virginia	Altavista, Va.	UFA (K.C.) - '23
80	Thrash, Jamari	WR	6-0	190	12/19/00	23	R	Louisville	LaGrange, Ga.	D5 - '24
19	Tillman, Cedric	WR	6-3	215	4/19/00	24	2	Tennessee	Las Vegas, Nev.	D3a - '23
94	Tomlinson, Dalvin	DT	6-3	325	2/18/94	30	8	Alabama	McDonough, Ga.	UFA (Min.) - '23
21	Ward, Denzel	CB	5-11	190	4/28/97	27	7	Ohio State	Macedonia, Ohio	D1b - '18
4	Watson, Deshaun	QB	6-3	223	9/14/95	28	8	Clemson	Gainesville, Ga.	Tr. (Hou.) - '22
40	Watson, Nathaniel	LB	6-0	233	9/1/00	23	R	Mississippi State	Maplesville, Ala.	D6 - '24
82	Welch, Treyton	TE	6-4	240	1/10/01	23	R	Wyoming	Buffalo, Minn.	FA - '24
98	Williams, Chris	DT	6-3	302	6/16/98	26	3	Wagner	Brooklyn, N.Y.	FA - '24
71	Wills Jr., Jedrick	T	6-4	307	5/17/99	25	5	Alabama	Lexington, Ky.	D1 - '20
5	Winston, Jameis	QB	6-4	230	1/6/94	30	10	Florida State	Bessemer, Ala.	FA - '24
81	Woods II, Michael	WR	6-1	204	3/19/00	24	3	Oklahoma	Magnolia, Texas	D6 - '22
91	Wright, Alex	DE	6-5	267	9/5/00	23	3	UAB	Elba, Ala.	D3b - '22
56	Wypler, Luke	C	6-3	303	5/3/01	23	2	Ohio State	Montvale, N.J.	D6 - '23
36	York, Cade	K	6-1	206	1/27/01	23	2	Louisiana State	McKinney, Texas	D4b - '22
70	Zinter, Zak	G	6-6	310	4/17/01	23	R	Michigan	North Andover, Mass.	D3 - '24

CLEVELAND BROWNS 2024 NUMERICAL ROSTER

As of Aug. 4, 2024

NO	NAME	POS	HT	WT	DOB	AGE	EXP	COLLEGE	HOMETOWN	HOW ACQ
0	Greg Newsome II	CB	6-0	192	5/18/00	22	4	Northwestern	Chicago, Ill.	D1 - '21
1	Juan Thornhill	S	6-0	205	10/19/95	28	6	Virginia	Altavista, Va.	UFA (K.C.) - '23
2	Amari Cooper	WR	6-1	211	6/17/94	28	10	Alabama	Miami, Fla.	Tr. (Dal.) - '22
3	Jerry Jeudy	WR	6-1	195	4/24/99	25	5	Alabama	Deerfield Beach, Fla.	Tr. (Den.) - '24
4	Deshawn Watson	QB	6-3	223	9/14/95	27	8	Clemson	Gainesville, Ga.	Tr. (Hou.) - '22
5	Jameis Winston	QB	6-4	230	1/6/94	30	10	Florida State	Bessemer, Ala.	FA - '24
6	Jeremiah Owusu-Koramoah	LB	6-2	221	11/4/99	23	4	Notre Dame	Hampton, Va.	D2 - '21
7	Dustin Hopkins	K	6-2	210	10/1/90	33	11	Florida State	Austin, Texas	Tr. (LAC) - '23
8	Elijah Moore	WR	5-10	180	3/27/00	24	4	Mississippi	Fort Lauderdale, Fla.	Tr. (NYJ) - '23
9	Grant Delpit	S	6-3	208	9/20/98	24	5	Louisiana State	Houston, Texas	D2 - '20
10	Tyler Huntley	QB	6-1	205	2/3/98	26	5	Utah	Hallandale Beach, Fla.	UFA (Bal.) - '24
11	James Proche II	WR	5-11	193	9/20/96	27	5	SMU	Dallas, Texas	FA - '23
12	Rodney McLeod	S	5-10	185	6/23/90	34	13	Virginia	Hyattsville, Md.	FA - '23
13	Corey Bojorquez	P	6-0	217	9/13/96	26	7	New Mexico	Bellflower, Calif.	UFA (G.B.) - '22
16	Jaelon Darden	WR	5-8	175	1/14/99	25	3	North Texas	Houston, Texas	FA - '24
17	Dorian Thompson-Robinson	QB	6-2	203	11/14/99	24	2	UCLA	Las Vegas, Nev.	D5a - '23
18	David Bell	WR	6-1	212	12/14/00	22	3	Missouri	Indianapolis, Ind.	D3c - '22
19	Cedric Tillman	WR	6-3	215	4/19/00	24	2	Tennessee	Las Vegas, Nev.	D3a - '23
20	Pierre Strong Jr.	RB	5-11	215	12/10/98	25	3	South Dakota State	Little Rock, Ark.	Tr. (N.E.) - '23
21	Denzel Ward	CB	5-11	190	4/28/97	25	7	Ohio State	Macedonia, Ohio	D1b - '18
22	Nyheim Hines	RB	5-9	196	11/12/96	27	6	North Carolina State	Garner, N.C.	FA - '24
23	Martin Emerson Jr.	CB	6-2	201	9/27/00	22	3	Mississippi State	Pensacola, Fla.	D3a - '22
24	Nick Chubb	RB	5-11	227	12/27/95	27	7	Georgia	Cedartown, Ga.	D2b - '18
25	Kahllef Hailassie	CB	6-1	195	11/9/00	23	2	Texas	Elk Grove, Calif.	W. (K.C.) - '23
26	Myles Harden	CB	5-11	195	12/13/01	22	R	South Dakota	Miami Gardens, Fla.	D7a - '24
27	D'Onta Foreman	RB	6-0	235	4/24/96	28	8	Texas	Texas City, Texas	UFA (Chi.) - '24
28	Justin Hardee Sr.	CB	6-1	200	2/7/94	30	8	Illinois	Cleveland, Ohio	UFA (NYJ) - '24
29	Cameron Mitchell	CB	5-11	191	9/8/01	22	2	Northwestern	Bolingbrook, Ill.	D5b - '23
30	Devin Bush	LB	5-11	235	7/18/98	26	6	Michigan	Pembroke Pines, Fla.	UFA (Sea.) - '24
31	Vincent Gray	S	6-2	190	12/28/99	24	1	Michigan	Rochester, Mich.	FA - '24
33	Ronnie Hickman	S	6-1	209	10/11/01	22	2	Ohio State	South Orange, N.J.	FA - '23
34	Jerome Ford	RB	5-10	210	9/12/99	23	3	Cincinnati	Tampa, Fla.	D5 - '22
36	Cade York	K	6-1	206	1/27/01	23	2	Louisiana State	McKinney, Texas	D4b - '22
37	D'Anthony Bell	S	6-1	211	10/17/96	26	3	West Florida	Covington, Ga.	FA - '22
38	Tony Brown II	CB	6-0	200	7/13/95	29	7	Alabama	Beaumont, Texas	FA - '24
39	Brady Breeze	S	6-0	205	10/9/97	26	2	Oregon	Lake Oswego, Ore.	FA - '24
40	Nathaniel Watson	LB	6-0	233	9/1/00	23	R	Mississippi State	Maplesville, Ala.	D6 - '24
41	Christopher Edmonds	S	6-2	210	7/16/01	23	R	Arizona State	Phenix City, Ala.	FA - '24
41	John Kelly Jr.	RB	5-10	208	10/4/96	27	3	Tennessee	Detroit, Mich.	FA - '24
42	Tony Fields II	LB	6-0	222	6/18/99	23	4	West Virginia	Las Vegas, Nev.	D5a - '21
43	Mohamoud Diabate	LB	6-4	225	5/18/01	23	2	Utah	Auburn, Ala.	FA - '23
44	Giovanni Ricci	FB	6-3	240	10/16/96	27	4	Western Michigan	Loveland, Ohio	FA - '24
47	Charley Hughlett	LS	6-4	248	5/16/90	32	10	Central Florida	Tampa, Fla.	FA - '14
48	Caleb Johnson	LB	6-1	234	7/14/98	26	1	Miami (Fla.)	San Diego, Calif.	FA - '24
49	Faion Hicks	CB	5-10	192	9/2/98	25	1	Wisconsin	Miami, Fla.	FA - '24
49	Aidan Robbins	RB	6-2	237	12/22/00	23	R	Brigham Young	Louisville, Ky.	FA - '24
50	Wyatt Davis	G	6-4	315	2/17/99	25	4	Ohio State	Bellflower, Calif.	FA - '24
51	Mike Hall Jr.	DT	6-3	300	6/13/03	21	R	Ohio State	Streetsboro, Ohio	D2 - '24
53	Jowon Briggs	DT	6-1	313	9/1/01	22	R	Cincinnati	Cincinnati, Ohio	D7b - '24
54	Ogbo Okoronkwo	DE	6-2	250	4/24/95	29	7	Oklahoma	Gainesville, Fla.	UFA (Hou.) - '23
55	Ethan Pocic	C	6-6	320	8/5/95	27	8	Louisiana State	Lemont, Ill.	UFA (Sea.) - '22
56	Luke Wypler	C	6-3	303	5/3/01	23	2	Ohio State	Montvale, N.J.	D6 - '23
57	Isaiah McGuire	DE	6-4	268	7/27/01	23	2	Missouri	Tulsa, Okla.	D4b - '23
58	Jordan Hicks	LB	6-1	235	6/27/92	32	10	Texas	Colorado Springs, Colo.	UFA (Min.) - '24
59	Winston Reid	LB	6-0	225	8/3/99	25	R	Weber State	St. George, Utah	FA - '24
60	Jeremiah Martin	DE	6-3	265	6/10/00	24	1	Washington	San Bernardino, Calif.	FA - '24
61	Roy Mbaeteka	T	6-8	330	2/13/00	24	1	No College	Benin City, Nigeria	FA - '24
62	Siaki Ika	DT	6-3	335	11/8/00	23	2	Baylor	Salt Lake City, Utah	D3b - '23
63	Zack Johnson	G	6-6	315	11/14/93	30	1	North Dakota State	Apple Valley, Minn.	FA - '24
64	Chim Okorafor	G	6-6	320	5/12/99	25	1	Benedictine	Upland, Calif.	FA - '24
65	Germain Ifedi	T	6-5	325	6/2/94	30	9	Texas A&M	Houston, Texas	FA - '24
66	James Hudson III	T	6-5	313	5/13/99	23	4	Cincinnati	Toledo, Ohio	D4a - '21
67	Javion Cohen	G	6-4	322	8/8/02	22	R	Miami (Fla.)	Phenix City, Ala.	FA - '24
68	Michael Dunn	G	6-5	315	8/28/94	29	5	Maryland	Bethesda, Md.	FA - '23
69	Lorenzo Thompson	T	6-6	305	6/21/00	24	R	Rhode Island	Syracuse, N.Y.	FA - '24
70	Zak Zinter	G	6-6	310	4/17/01	23	R	Michigan	North Andover, Mass.	D3 - '24
71	Jedrick Wills Jr.	T	6-4	307	5/17/99	23	5	Alabama	Lexington, Ky.	D1 - '20
72	Quinton Jefferson	DT	6-4	290	3/31/93	31	9	Maryland	Pittsburgh, Pa.	UFA (NYJ) - '24
74	Haakeem Adeniji	T	6-4	315	12/8/97	26	5	Kansas	Garland, Texas	UFA (Min.) - '24
75	Joel Bitonio	G	6-4	320	10/11/91	31	11	Nevada	Long Beach, Calif.	D2 - '14
77	Wyatt Teller	G	6-4	315	11/21/94	28	7	Virginia Tech	Beaeton, Va.	Tr. (Buf.) - '19
78	Jack Conklin	T	6-6	308	8/17/94	28	9	Michigan State	Plainwell, Mich.	UFA (Ten.) - '20
79	Dawand Jones	T	6-8	374	8/6/01	23	2	Ohio State	Indianapolis, Ind.	D4a - '23
80	Jamari Thrash	WR	6-0	190	12/19/00	23	R	Louisville	LaGrange, Ga.	D5 - '24
81	Michael Woods II	WR	6-1	204	3/19/00	22	3	Oklahoma	Magnolia, Texas	D6 - '22
82	Treyton Welch	TE	6-4	240	1/10/01	23	R	Wyoming	Buffalo, Minn.	FA - '24
83	Zaire Mitchell-Paden	TE	6-5	257	8/20/99	24	1	Florida Atlantic	Rockville, Md.	FA - '24
84	Jalen Camp	WR	6-2	220	7/10/98	26	1	Georgia Tech	Cumming, Ga.	FA - '24
85	David Njoku	TE	6-4	246	7/10/96	26	8	Miami (Fla.)	Cedar Grove, N.J.	D1c - '17
87	Ahmarean Brown	WR	5-8	170	12/19/00	23	R	South Carolina	Tampa, Fla.	FA - '24
88	Jordan Akins	TE	6-4	245	4/19/92	32	7	Central Florida	Locust Grove, Ga.	UFA (Hou.) - '23
89	Matt Landers	WR	6-4	200	6/16/99	25	1	Arkansas	St. Petersburg, Fla.	FA - '24
90	Maurice Hurst II	DT	6-2	290	5/9/95	29	6	Michigan	Canton, Mass.	FA - '23
91	Alex Wright	DE	6-5	267	9/5/00	22	3	UAB	Elba, Ala.	D3b - '22
92	Sam Kamara	DT	6-0	272	12/21/97	26	2	Stony Brook	Carteret, N.J.	FA - '23
93	Shelby Harris	DT	6-2	288	8/11/91	33	11	Illinois State	Milwaukee, Wis.	FA - '23
94	Dalvin Tomlinson	DT	6-3	325	2/18/94	30	8	Alabama	McDonough, Ga.	UFA (Min.) - '23
95	Myles Garrett	DE	6-4	272	12/29/95	27	8	Texas A&M	Arlington, Texas	D1a - '17
96	Isaiah Thomas	DE	6-5	266	12/3/98	25	2	Oklahoma	Tulsa, Okla.	D7a - '22
98	Chris Williams	DT	6-3	302	6/16/98	26	3	Wagner	Brooklyn, N.Y.	FA - '24
99	Za'Darius Smith	DE	6-4	270	9/8/92	31	10	Kentucky	Montgomery, Ala.	Tr. (Min.) - '23

2024 CLEVELAND BROWNS ROSTER BY POSITION

ROSTER SIZE: 91									
QUARTERBACKS (4)	POS	HT	WT	DOB	AGE	EXP.	COLLEGE	HOMETOWN	HOW ACO
10 Huntley, Tyler	QB	6-1	205	2/3/98	26	5	Utah	Hallandale Beach, Fla.	UFA (Bal.) - '24
17 Thompson-Robinson, Dorian	QB	6-2	203	11/14/99	24	2	UCLA	Las Vegas, Nev.	D5a - '23
4 Watson, Deshaun	QB	6-3	223	9/14/95	28	8	Clemson	Gainesville, Ga.	Tr. (Hou.) - '22
5 Winston, Jameis	QB	6-4	230	1/6/94	30	10	Florida State	Bessemer, Ala.	FA - '24
RUNNING BACKS (8)									
24 Chubb, Nick	RB	5-11	227	12/27/95	28	7	Georgia	Cedartown, Ga.	D2b - '18
34 Ford, Jerome	RB	5-10	210	9/12/99	24	3	Cincinnati	Tampa, Fla.	D5 - '22
27 Foreman, D'Onta	RB	6-0	235	4/24/96	28	8	Texas	Texas City, Texas	UFA (Chi.) - '24
22 Hines, Nyheim	RB	5-9	196	11/12/96	27	6	North Carolina State	Garner, N.C.	FA - '24
41 Kelly Jr., John	RB	5-10	208	10/4/96	27	3	Tennessee	Detroit, Mich.	FA - '24
44 Ricci, Giovanni	FB	6-3	240	10/16/96	27	4	Western Michigan	Loveland, Ohio	FA - '24
49 Robbins, Aidan	RB	6-2	237	12/22/00	23	R	Brigham Young	Louisville, Ky.	FA - '24
20 Strong Jr., Pierre	RB	5-11	215	12/10/98	25	3	South Dakota State	Little Rock, Ark.	Tr. (N.E.) - '23
WIDE RECEIVERS (12)									
18 Bell, David	WR	6-1	212	12/14/00	23	3	Purdue	Indianapolis, Ind.	D3c - '22
87 Brown, Ahmarean	WR	5-8	170	12/19/00	23	R	South Carolina	Tampa, Fla.	FA - '24
84 Camp, Jalen	WR	6-2	220	7/10/98	26	1	Georgia Tech	Cumming, Ga.	FA - '24
2 Cooper, Amari	WR	6-1	211	6/17/94	30	10	Alabama	Miami, Fla.	Tr. (Dal.) - '22
16 Darden, Jaelon	WR	5-8	175	1/14/99	25	3	North Texas	Houston, Texas	FA - '24
3 Jaudy, Jerry	WR	6-1	195	4/24/99	25	5	Alabama	Deerfield Beach, Fla.	Tr. (Den.) - '24
89 Landers, Matt	WR	6-4	200	6/16/99	25	1	Arkansas	St. Petersburg, Fla.	FA - '24
8 Moore, Elijah	WR	5-10	180	3/27/00	24	4	Mississippi	Fort Lauderdale, Fla.	Tr. (NYJ) - '23
11 Proche II, James	WR	5-11	193	9/20/96	27	5	SMU	Dallas, Texas	FA - '23
80 Thrash, Jamari	WR	6-0	190	12/19/00	23	R	Louisville	LaGrange, Ga.	D5 - '24
19 Tillman, Cedric	WR	6-3	215	4/19/00	24	2	Tennessee	Las Vegas, Nev.	D3a - '23
81 Woods II, Michael	WR	6-1	204	3/19/00	24	3	Oklahoma	Magnolia, Texas	D6 - '22
TIGHT ENDS (4)									
88 Akins, Jordan	TE	6-4	245	4/19/92	32	7	Central Florida	Locust Grove, Ga.	UFA (Hou.) - '23
83 Mitchell-Paden, Zaire	TE	6-5	257	8/20/99	24	1	Florida Atlantic	Rockville, Md.	FA - '24
85 Njoku, David	TE	6-4	246	7/10/96	28	8	Miami (Fla.)	Cedar Grove, N.J.	D1c - '17
82 Welch, Treyton	TE	6-4	240	1/10/01	23	R	Wyoming	Buffalo, Minn.	FA - '24
OFFENSIVE LINEMEN (18)									
74 Adeniji, Hakeem	T	6-4	315	12/8/97	26	5	Kansas	Garland, Texas	UFA (Min.) - '24
75 Bitonio, Joel	G	6-4	320	10/11/91	32	11	Nevada	Long Beach, Calif.	D2 - '14
78 Conklin, Jack	T	6-6	308	8/17/94	29	9	Michigan State	Plainwell, Mich.	UFA (Ten.) - '20
67 Cohen, Javion	G	6-4	322	8/8/02	22	R	Miami (Fla.)	Phenix City, Ala.	FA - '24
50 Davis, Wyatt	G	6-4	315	2/17/99	25	4	Ohio State	Bellflower, Calif.	FA - '24
68 Dunn, Michael	G	6-5	315	8/28/94	29	5	Maryland	Bethesda, Md.	FA - '23
66 Hudson III, James	T	6-5	313	5/13/99	25	4	Cincinnati	Toledo, Ohio	D4a - '21
65 Ifedi, Germalain	T	6-5	325	6/2/94	30	9	Texas A&M	Houston, Texas	FA - '24
63 Johnson, Zack	G	6-6	315	11/14/93	30	1	North Dakota State	Apple Valley, Minn.	FA - '24
79 Jones, Dawand	T	6-8	374	8/6/01	23	2	Ohio State	Indianapolis, Ind.	D4a - '23
61 Mbaeteka, Roy	T	6-8	330	2/13/00	24	1	No College	Benin City, Nigeria	FA - '24
64 Okorafor, Chim	G	6-6	320	5/12/99	25	1	Benedictine	Upland, Calif.	FA - '24
55 Pocic, Ethan	C	6-6	320	8/5/95	29	8	Louisiana State	Lemont, Ill.	UFA (Sea.) - '22
77 Teller, Wyatt	G	6-4	315	11/21/94	29	7	Virginia Tech	Bealeton, Va.	Tr. (Buf.) - '19
69 Thompson, Lorenzo	T	6-6	305	6/21/00	24	R	Rhode Island	Syracuse, N.Y.	FA - '24
71 Wills Jr., Jedrick	T	6-4	307	5/17/99	25	5	Alabama	Lexington, Ky.	D1 - '20
56 Wyppler, Luke	C	6-3	303	5/3/01	23	2	Ohio State	Montvale, N.J.	D6 - '23
70 Zinter, Zak	G	6-6	310	4/17/01	23	R	Michigan	North Andover, Mass.	D3 - '24
DEFENSIVE LINEMEN (16)									
53 Briggs, Jowon	DT	6-1	313	9/1/01	22	R	Cincinnati	Cincinnati, Ohio	D7b - '24
95 Garrett, Myles	DE	6-4	272	12/29/95	28	8	Texas A&M	Arlington, Texas	D1a - '17
51 Hall, Jr., Mike	DT	6-3	300	6/13/03	21	R	Ohio State	Streetsboro, Ohio	D2 - '24
93 Harris, Shelby	DT	6-2	288	8/11/91	33	11	Illinois State	Milwaukee, Wis.	FA - '23
90 Hurst, Maurice	DT	6-2	290	5/9/95	29	6	Michigan	Canton, Mass.	FA - '23
62 Ika, Siaki	DT	6-3	335	11/8/00	23	2	Baylor	Salt Lake City, Utah	D3b - '23
72 Jefferson, Quinton	DT	6-4	290	3/31/93	31	9	Maryland	Pittsburgh, Pa.	UFA (NYJ) - '24
92 Kamara, Sam	DT	6-0	272	12/21/97	26	2	Stony Brook	Carteret, N.J.	FA - '23
60 Martin, Jeremiah	DE	6-3	265	6/10/00	24	1	Washington	San Bernardino, Calif.	FA - '24
57 McGuire, Isaiah	DE	6-4	268	7/27/01	23	2	Missouri	Tulsa, Okla.	D4b - '23
54 Okoronkwo, Ogbo	DE	6-2	250	4/24/95	29	7	Oklahoma	Gainesville, Fla.	UFA (Hou.) - '23
99 Smith, Za'Darius	DE	6-4	270	9/8/92	31	10	Kentucky	Montgomery, Ala.	Tr. (Min.) - '23
96 Thomas, Isaiah	DE	6-5	266	12/3/98	25	2	Oklahoma	Tulsa, Okla.	D7a - '22
94 Tomlinson, Dalvin	DT	6-3	325	2/18/94	30	8	Alabama	McDonough, Ga.	UFA (Min.) - '23
98 Williams, Chris	DT	6-3	302	6/16/98	26	3	Wagner	Brooklyn, N.Y.	FA - '24
91 Wright, Alex	DE	6-5	267	9/5/00	23	3	UAB	Elba, Ala.	D3b - '22
LINEBACKERS (6)									
30 Bush, Devin	LB	5-11	235	7/18/98	26	6	Michigan	Pembroke Pines, Fla.	UFA (Sea.) - '24
43 Diabate, Mohamoud	LB	6-4	225	5/18/01	23	R	Utah	Auburn, Ala.	FA - '23
42 Fields II, Tony	LB	6-0	222	6/18/99	25	4	West Virginia	Las Vegas, Nev.	D5a - '21
58 Hicks, Jordan	LB	6-1	235	6/27/92	32	10	Texas	Colorado Springs, Colo.	UFA (Min.) - '24
48 Johnson, Caleb	LB	6-1	234	7/14/98	26	1	Miami (Fla.)	San Diego, Calif.	FA - '24
6 Owusu-Koramoah, Jeremiah	LB	6-2	221	11/4/99	24	4	Notre Dame	Hampton, Va.	D2 - '21
9 Reid, Winston	LB	6-0	225	8/3/99	25	R	Weber State	St. George, Utah	FA - '24
40 Watson, Nathaniel	LB	6-0	233	9/1/00	23	R	Mississippi State	Maplesville, Ala.	D6 - '24
DEFENSIVE BACKS (17)									
37 Bell, D'Anthony	S	6-1	211	10/17/96	27	3	West Florida	Covington, Ga.	FA - '22
39 Breeze, Brady	S	6-0	205	10/9/97	26	2	Oregon	Lake Oswego, Ore.	FA - '24
38 Brown, Tony	CB	6-0	200	7/13/95	29	7	Alabama	Beaumont, Texas	FA - '24
9 Delpit, Grant	S	6-3	208	9/20/98	25	5	Louisiana State	Houston, Texas	D2 - '20
41 Edmonds, Christopher	S	6-2	210	7/16/01	23	R	Arizona State	Phenix City, Ala.	FA - '24
23 Emerson Jr., Martin	CB	6-2	201	9/27/00	23	3	Mississippi State	Pensacola, Fla.	D3a - '22
31 Gray, Vincent	S	6-2	190	12/28/99	24	1	Michigan	Rochester, Mich.	FA - '24
25 Hallassie, Kahlef	CB	6-1	195	11/9/00	23	2	Western Kentucky	Elk Grove, Calif.	W. (K.C.) - '23
28 Hardee Sr., Justin	CB	6-1	200	2/7/94	30	8	Illinois	Cleveland, Ohio	UFA (NYJ) - '24
26 Harden, Myles	CB	5-11	195	12/13/01	22	R	South Dakota	Miami Gardens, Fla.	D7a - '24
33 Hickman, Ronnie	S	6-1	209	10/11/01	22	2	Ohio State	South Orange, N.J.	FA - '23
49 Hicks, Faion	CB	5-10	192	9/2/98	25	1	Wisconsin	Miami, Fla.	FA - '24
12 McLeod, Rodney	S	5-10	185	6/23/90	34	13	Virginia	Hyattsville, Md.	FA - '23
29 Mitchell, Cameron	CB	5-11	191	9/8/01	22	2	Northwestern	Bolingbrook, Ill.	D5b - '23
0 Newsome II, Greg	CB	6-0	192	5/18/00	24	4	Northwestern	Chicago, Ill.	D1 - '21

2024 CLEVELAND BROWNS ROSTER BY EXPERIENCE

Roster Size: 91											
	NO	NAME	POS	HT	WT	DOB	AGE	EXP	COLLEGE	HOMETOWN	HOW ACQ
13th Year (1)	12	McLeod, Rodney	S	5-10	185	6/23/90	34	13	Virginia	Hyattsville, Md.	FA - '23
11th Year (3)	75	Bitonio, Joel	G	6-4	320	10/11/91	32	11	Nevada	Long Beach, Calif.	D2 - '14
	93	Harris, Shelby	DT	6-2	288	8/11/91	33	11	Illinois State	Milwaukee, Wis.	FA - '23
	7	Hopkins, Dustin	K	6-2	210	10/1/90	33	11	Florida State	Austin, Texas	Tr. (LAC) - '23
10th Year (5)	2	Cooper, Amari	WR	6-1	211	6/17/94	30	10	Alabama	Miami, Fla.	Tr. (Dal.) - '22
	58	Hicks, Jordan	LB	6-1	235	6/27/92	32	10	Texas	Colorado Springs, Colo.	UFA (Min.) - '24
	47	Hughlett, Charley	LS	6-4	248	5/16/90	34	10	Central Florida	Tampa, Fla.	FA - '14
	99	Smith, Za'Darius	DE	6-4	270	9/8/92	31	10	Kentucky	Montgomery, Ala.	Tr. (Min.) - '23
	5	Winston, Jameis	QB	6-4	230	1/6/94	30	10	Florida State	Bessemer, Ala.	FA - '24
9th Year (3)	78	Conklin, Jack	T	6-6	308	8/17/94	29	9	Michigan State	Plainwell, Mich.	UFA (Ten.) - '20
	65	Ifedi, Germain	T	6-5	325	6/2/94	30	9	Texas A&M	Houston, Texas	FA - '24
	72	Jefferson, Quinton	DT	6-4	290	3/31/93	31	9	Maryland	Pittsburgh, Pa.	UFA (NYJ) - '24
8th Year (7)	27	Foreman, D'Onta	RB	6-0	235	4/24/96	28	8	Texas	Texas City, Texas	UFA (Chi.) - '24
	95	Garrett, Myles	DE	6-4	272	12/29/95	28	8	Texas A&M	Arlington, Texas	D1a - '17
	28	Hardee Sr., Justin	CB	6-1	200	2/7/94	30	8	Illinois	Cleveland, Ohio	UFA (NYJ) - '24
	85	Njoku, David	TE	6-4	246	7/10/96	28	8	Miami (Fla.)	Cedar Grove, N.J.	D1c - '17
	55	Pocic, Ethan	C	6-6	320	8/5/95	29	8	Louisiana State	Lemont, Ill.	UFA (Sea.) - '22
	94	Tomlinson, Dalvin	DT	6-3	325	2/18/94	30	8	Alabama	McDonough, Ga.	UFA (Min.) - '23
	4	Watson, Deshaun	QB	6-3	223	9/14/95	28	8	Clemson	Gainesville, Ga.	Tr. (Hou.) - '22
	88	Akins, Jordan	TE	6-4	245	4/19/92	32	7	Central Florida	Locust Grove, Ga.	UFA (Hou.) - '23
7th Year (7)	13	Bojorquez, Corey	P	6-0	217	9/13/96	27	7	New Mexico	Bellflower, Calif.	UFA (G.B.) - '22
	38	Brown II, Tony	CB	6-0	200	7/13/95	29	7	Alabama	Beaumont, Texas	FA - '24
	24	Chubb, Nick	RB	5-11	227	12/27/95	28	7	Georgia	Cedartown, Ga.	D2b - '18
	54	Okoronkwo, Ogbo	DE	6-2	250	4/24/95	29	7	Oklahoma	Gainesville, Fla.	UFA (Hou.) - '23
	77	Teller, Wyatt	G	6-4	315	11/21/94	29	7	Virginia Tech	Beaeton, Va.	Tr. (Buf.) - '19
	21	Ward, Denzel	CB	5-11	190	4/28/97	27	7	Ohio State	Macedonia, Ohio	D1b - '18
	30	Bush, Devin	LB	5-11	235	7/18/98	26	6	Michigan	Pembroke Pines, Fla.	UFA (Sea.) - '24
6th Year (4)	22	Hines, Nyheim	RB	5-9	196	11/12/96	27	6	North Carolina State	Garner, N.C.	FA - '24
	90	Hurst, Maurice	DT	6-2	290	5/9/95	29	6	Michigan	Canton, Mass.	FA - '23
	1	Thornhill, Juan	S	6-0	205	10/19/95	28	6	Virginia	Altavista, Va.	UFA (K.C.) - '23
5th Year (7)	74	Adeniji, Hakeem	T	6-4	315	12/8/97	26	5	Kansas	Garland, Texas	UFA (Min.) - '24
	9	Delpit, Grant	S	6-3	208	9/20/98	25	5	Louisiana State	Houston, Texas	D2 - '20
	68	Dunn, Michael	G	6-5	315	8/28/94	29	5	Maryland	Bethesda, Md.	FA - '23
	10	Huntley, Tyler	QB	6-1	205	2/3/98	26	5	Utah	Hallandale Beach, Fla.	UFA (Bal.) - '24
	3	Judy, Jerry	WR	6-1	195	4/24/99	25	5	Alabama	Deerfield Beach, Fla.	Tr. (Den.) - '24
	11	Proche II, James	WR	5-11	193	9/20/96	27	5	SMU	Dallas, Texas	FA - '23
	71	Wills Jr., Jedrick	T	6-4	307	5/17/99	25	5	Alabama	Lexington, Ky.	D1 - '20
4th Year (7)	50	Davis, Wyatt	G	6-4	315	2/17/99	25	4	Ohio State	Bellflower, Calif.	FA - '24
	42	Fields II, Tony	LB	6-0	222	6/18/99	25	4	West Virginia	Las Vegas, Nev.	D5a - '21
	66	Hudson III, James	T	6-5	313	5/13/99	25	4	Cincinnati	Toledo, Ohio	D4a - '21
	8	Moore, Elijah	WR	5-10	180	3/27/00	24	4	Mississippi	Fort Lauderdale, Fla.	Tr. (NYJ) - '23
	0	Newsome II, Greg	CB	6-0	192	5/18/00	24	4	Northwestern	Chicago, Ill.	D1 - '21
	6	Owusu-Koramoah, Jeremiah	LB	6-2	221	11/4/99	24	4	Notre Dame	Hampton, Va.	D2 - '21
	44	Ricci, Giovanni	FB	6-3	240	10/16/96	27	4	Western Michigan	Loveland, Ohio	FA - '24
3rd Year (10)	37	Bell, D'Anthony	S	6-1	211	10/17/96	27	3	West Florida	Covington, Ga.	FA - '22
	18	Bell, David	WR	6-1	212	12/14/00	23	3	Purdue	Indianapolis, Ind.	D3c - '22
	26	Darden, Jaelon	WR	5-8	175	1/14/99	25	3	North Texas	Houston, Texas	FA - '24
	23	Emerson Jr., Martin	CB	6-2	201	9/27/00	23	3	Mississippi State	Pensacola, Fla.	D3a - '22
	34	Ford, Jerome	RB	5-10	210	9/12/99	24	3	Cincinnati	Tampa, Fla.	D5 - '22
	41	Kelly Jr., John	RB	5-10	208	10/4/96	27	3	Tennessee	Detroit, Mich.	FA - '24
	20	Strong Jr., Pierre	RB	5-11	215	12/10/98	25	3	South Dakota State	Little Rock, Ark.	Tr. (N.E.) - '23
	98	Williams, Chris	DT	6-3	302	6/16/98	26	3	Wagner	Brooklyn, N.Y.	FA - '24
	81	Woods II, Michael	WR	6-1	204	3/19/00	24	3	Oklahoma	Magnolia, Texas	D6 - '22
	91	Wright, Alex	DE	6-5	267	9/5/00	23	3	UAB	Elba, Ala.	D3b - '22
2nd Year (14)	39	Breeze, Brady	S	6-0	205	10/9/97	26	2	Oregon	Lake Oswego, Ore.	FA - '24
	43	Diabate, Mohamoud	LB	6-4	225	5/18/01	23	2	Utah	Auburn, Ala.	FA - '23
	25	Hailassie, Kahlef	CB	6-1	195	11/9/00	23	2	Western Kentucky	Elk Grove, Calif.	W. (K.C.) - '23
	33	Hickman, Ronnie	S	6-1	209	10/11/01	22	2	Ohio State	South Orange, N.J.	FA - '23
	62	Ika, Siaki	DT	6-3	335	11/8/00	23	2	Baylor	Salt Lake City, Utah	D3b - '23
	79	Jones, Dawand	T	6-8	374	8/6/01	23	2	Ohio State	Indianapolis, Ind.	D4a - '23
	92	Kamara, Sam	DT	6-0	272	12/21/97	26	2	Stony Brook	Carteret, N.J.	FA - '23
	57	McGuire, Isaiah	DE	6-4	268	7/27/01	23	2	Missouri	Tulsa, Okla.	D4b - '23
	29	Mitchell, Cameron	CB	5-11	191	9/8/01	22	2	Northwestern	Bolingbrook, Ill.	D5b - '23
	17	Thompson-Robinson, Dorian	QB	6-2	203	11/14/99	24	2	UCLA	Las Vegas, Nev.	D5a - '23
	96	Thomas, Isaiah	DE	6-5	266	12/3/98	25	2	Oklahoma	Tulsa, Okla.	D7a - '22
	19	Tillman, Cedric	WR	6-3	215	4/19/00	24	2	Tennessee	Las Vegas, Nev.	D3a - '23
	56	Wyppler, Luke	C	6-3	303	5/3/01	23	2	Ohio State	Montvale, N.J.	D6 - '23
	36	York, Cade	K	6-1	206	1/27/01	23	2	Louisiana State	McKinney, Texas	D4b - '22
1st Year (10)	84	Camp, Jalen	WR	6-2	220	7/10/98	26	1	Georgia Tech	Cumming, Ga.	FA - '24
	31	Gray, Vincent	S	6-2	190	12/28/99	24	1	Michigan	Rochester, Mich.	FA - '24
	49	Hicks, Faion	CB	5-10	192	9/2/98	25	1	Wisconsin	Miami, Fla.	FA - '24
	48	Johnson, Caleb	LB	6-1	234	7/14/98	26	1	Miami (Fla.)	San Diego, Calif.	FA - '24
	63	Johnson, Zack	G	6-6	315	11/14/93	30	1	North Dakota State	Apple Valley, Minn.	FA - '24
	89	Landers, Matt	WR	6-4	200	6/16/99	25	1	Arkansas	St. Petersburg, Fla.	FA - '24
	60	Martin, Jeremiah	DE	6-3	265	6/10/00	24	1	Washington	San Bernardino, Calif.	FA - '24
	61	Mbaeteka, Roy	T	6-8	330	2/13/00	24	1	No College	Benin City, Nigeria	FA - '24
	83	Mitchell-Paden, Zaire	TE	6-5	257	8/20/99	24	1	Florida Atlantic	Rockville, Md.	FA - '24
64	Okorator, Chim	G	6-6	320	5/12/99	25	1	Benedictine	Upland, Calif.	FA - '24	
Rookie (13)	53	Briggs, Jowon	DT	6-1	313	9/1/01	22	R	Cincinnati	Cincinnati, Ohio	D7b - '24
	87	Brown, Ahmarean	WR	5-8	170	12/19/00	23	R	South Carolina	Tampa, Fla.	FA - '24
	67	Cohen, Javion	G	6-4	322	8/8/02	22	R	Miami (Fla.)	Phenix City, Ala.	FA - '24
	41	Edmonds, Christopher	S	6-2	210	7/16/01	23	R	Arizona State	Phenix City, Ala.	FA - '24
	51	Hall, Jr., Mike	DT	6-3	300	6/13/03	21	R	Ohio State	Streetsboro, Ohio	D2 - '24
	26	Harden, Myles	CB	5-11	195	12/13/01	22	R	South Dakota	Miami Gardens, Fla.	D7a - '24
	59	Reid, Winston	LB	6-0	225	8/3/99	25	R	Weber State	St. George, Utah	FA - '24
	49	Robbins, Aidan	RB	6-2	237	12/22/00	23	R	Brigham Young	Louisville, Ky.	FA - '24
	69	Thompson, Lorenzo	T	6-6	305	6/21/00	24	R	Rhode Island	Syracuse, N.Y.	FA - '24
	80	Thrash, Jamari	WR	6-0	190	12/19/00	23	R	Louisville	LaGrange, Ga.	D5 - '24
	40	Watson, Nathaniel	LB	6-0	233	9/1/00	23	R	Mississippi State	Maplesville, Ala.	D6 - '24
	82	Welch, Treyton	TE	6-4	240	1/10/01	23	R	Wyoming	Buffalo, Minn.	FA - '24
	70	Zinter, Zak	G	6-6	310	4/17/01	23	R	Michigan	North Andover, Mass.	D3 - '24

* Denotes player on a reserve list

HOW THE BROWNS WERE BUILT

YEAR	1st Round Pick	2nd Round Pick	3rd Round Pick	4th Round Pick	5th Round Pick	6th Round Pick	7th Round Pick	Unrestricted Free Agent	Undrafted Free Agent	Street Free Agent	Trade	Waiver
2024		Mike Hall Jr.	Zak Zinter		Jamarri Thrash	Nathaniel Watson	Wyles Harden Jowon Briggs	Hakeem Adeniji (Min.) Devin Bush (Sea.) D'Onta Foreman (Chi.) Justin Hardee Sr. (NY) Jordan Hicks (Min.) Tyler Huntley (Bal.) Quinton Jefferson (NY)	Amarean Brown Javon Cohen Christopher Edmonds Winston Red Aidan Robbins Lorenzo Thompson Treyton Welch	Brady Breze Tony Brown II Jalen Camp Jaelon Darden Wyatt Davis Falon Hicks Vincent Gray Nyheim Hines Gerrain Ifedi Caleb Johnson Zack Johnson John Kelly Jr. Matt Landers Jeremiah Martin Roy Mbazeka Zaire Mitchell-Paden Chim Olorator Gervani Roid Chris Williams Jameis Winston	Jerry Judy (Den.)	
2023			Cedric Tillman Siaki Ika	Dawand Jones Isiah McGuire	Dorian Thompson-Robinson Cameron Mitchell	Luke Wyler		Jordan Akins (Hou.) Ogbo Okoronkwo (Hou.) Juan Thornhill (K.C.) Dakvin Tomlinson (Min.)	Mohamoud Diabate Ronnie Hickman	Michael Dunn Shelby Harris Maurice Hurst Sam Kemana Rodney McLeod James Proche II	Dustin Hopkins (LAQ) Elijah Moore (NY) Za'Darius Smith (Min.) Pierre Strong Jr. (N.E.)	Khalief Hallassie (K.C.)
2022			Martin Emerson Jr. Alex Wright David Bell	Cade York	Jerome Ford	Michael Woods	Isalah Thomas	Corey Bojorquez (G.B.) Ethan Pocic (Sea.)	D'Anthony Bell		Amari Cooper (Del.) Deshaun Watson (Hou.)	
2021	Greg Newsome II	Jeremiah Owusu-Koramoah										
2020	Jedrick Wills Jr.	Grant Delpit		James Hudson III	Tony Fields II			Jack Conklin (Ten.)				
2019											Wyatt Teller (Buf.)	
2018	Denzel Ward	Nick Chubb										
2017	Wyles Garrett											
	David Njoku											
2014		Joel Bitonio								Charley Hughlett		

* Denotes player on a reserve list

Roster breakdown:

31 draft picks (5 first round picks, 5 2nd round picks, 6 3rd round picks, 4 4th round picks, 5 5th round picks, 3 6th round picks, 3 7th round picks).
51 free agents (14 unrestricted free agents, 10 undrafted free agents, 27 street free agents).
8 via trade.
1 via waivers.

OFFENSE

WR	2 Amari Cooper	16 Jaelon Darden	81 Michael Woods II	89 Matt Landers	
LT	(71 Jedrick Wills Jr.)	66 James Hudson III	74 Hakeem Adeniji	69 <u>Lorenzo Thompson</u>	
LG	75 Joel Bitonio	68 Michael Dunn	67 <u>Javion Cohen</u>	64 Chim Okorafor	
C	55 Ethan Pocic	56 Luke Wypler			
RG	77 Wyatt Teller	70 <u>Zak Zinter</u>	63 Zack Johnson	50 Wyatt Davis	
RT	(78 Jack Conklin)	79 Dawand Jones	65 Germain Ifedi	61 Roy Mbaeteka	
TE	85 David Njoku	88 Jordan Akins	83 Zaire Mitchell-Paden	82 <u>Treyton Welch</u>	44 Giovanni Ricci (FB)
QB	4 Deshaun Watson	5 Jameis Winston	10 Tyler Huntley / 17 Dorian Thompson-Robinson		
RB	(24 Nick Chubb)	34 Jerome Ford	20 Pierre Strong Jr.	(27 D'Onta Foreman)	41 John Kelly Jr. 49 <u>Aiden Robbins</u> (22 Nyheim Hines)
WR	8 Elijah Moore	18 David Bell	80 <u>Jamari Thrash</u>	84 Jalen Camp	
WR	3 Jerry Jeudy	19 Cedric Tillman	11 James Proche II	87 <u>Ahmarean Brown</u>	

DEFENSE

DE	95 Myles Garrett	54 Ogbo Okoronkwo	57 Isaiah McGuire		
DT	(94 Dalvin Tomlinson)	90 Maurice Hurst II	62 Siaki Ika	53 <u>Jowon Briggs</u>	
DT	93 Shelby Harris	72 Quinton Jefferson	50 <u>Mike Hall Jr.</u>	92 Sam Kamara	98 Chris Williams
DE	99 Za'Darius Smith	91 Alex Wright	96 Isaiah Thomas	60 Jeremiah Martin	
LB	6 Jeremiah Owusu-Koramoah	42 Tony Fields II	48 Caleb Johnson		
LB	58 Jordan Hicks	43 Mohamoud Diabate			
LB	30 Devin Bush	40 <u>Nathaniel Watson</u>	59 <u>Winston Reid</u>		
CB	21 Denzel Ward	29 Cameron Mitchell	28 Justin Hardee Sr.	26 <u>Myles Harden</u>	49 Faion Hicks
CB	(0 Greg Newsome II)	23 Martin Emerson Jr.	38 Tony Brown II	25 Kahlef Hailassie	31 Vincent Gray
S	9 Grant Delpit	12 Rodney McLeod	37 D'Anthony Bell	39 Brady Breeze	
S	1 Juan Thornhill	33 Ronnie Hickman	41 <u>Christopher Edmonds</u>		

SPECIAL TEAMS

P	13 Corey Bojorquez	
K	7 Dustin Hopkins	36 Cade York
H	13 Corey Bojorquez	
KR	20 Pierre Strong Jr.	(22 Nyheim Hines)
PR	11 James Proche II	(22 Nyheim Hines)
LS	47 Charley Hughlett	

Rookies are underlined

PRONUNCIATION GUIDE

<u>Hakeem Adeiji</u>	HAH-KEEM uh-DENUH-gee	<u>Siaki Ika</u>	see-AH-key EE-kuh
Jordan <u>Akins</u>	AIK-ins	Jerry <u>Jeudy</u>	JUDY
<u>Joel Bitonio</u>	buh-TONE-ee-oh	<u>Rodney McLeod</u>	muh-CLOUD
<u>Ahmarean Brown</u>	ah-MAR-e-un	Roy <u>Mbaeteka</u>	mm-BET-ik-UH
<u>Corey Bojorquez</u>	boh-HORK-ezz	<u>Zaire Mitchell-Paden</u>	zigh-AIR MITCH-uhl PAY-den
<u>Javion Cohen</u>	JAY-viy-ahn	David <u>Njoku</u>	nuh-JOE-koo
<u>Mohamoud Diabate</u>	mah-MOOD dee-ah-BAH-tay	<u>Ogbo Okoronkwo</u>	OH-bow oh-kor-RON-kwoo
D'onta Foreman	dee-ON-tay	Jeremiah <u>Owusu-Koramoah</u>	oh-WOO-sue CORE-ah-MOH-uh
<u>Kahlef Hailassie</u>	kuh-LEEF huh-LAW-see	Ethan <u>Pocic</u>	POH-sick
<u>Faion Hicks</u>	FAY-on	James Proche II	pro-SHAY
<u>Nyheim Hines</u>	nah-HEEM	<u>Za'Darius Smith</u>	zuh-DARE-ee-us
<u>Charley Hughlett</u>	HEW-lit	<u>Jamari Thrash</u>	juh-MAR-ee
<u>Germain Ifedi</u>	jer-MANE iff-FED-ee	Luke <u>Wypler</u>	WHIP-ler

2024 TRANSACTIONS

JANUARY

- 15 Signed WR Jaelon Darden to the Reserve/Future list.
Signed CB Vincent Gray to the Reserve/Future list.
Signed RB John Kelly Jr. to the Reserve/Future list.
Signed TE Zaire Mitchell-Paden to the Reserve/Future list.
Signed T Justin Murray to the Reserve/Future list.
Signed DE Lonnie Phelps to the Reserve/Future list.
Signed LB Charlie Thomas III to the Reserve/Future list.
Signed DE Isaiah Thomas to the Reserve/Future list.
Signed DT Chris Williams to the Reserve/Future list.
- 16 Signed DT Jayden Peevy to the Reserve/Future list.
- 17 Signed LB Caleb Johnson to the Reserve/Future list.
- 24 Signed K Lucas Havrisik to the Reserve/Future list.

FEBRUARY

- 5 Named Ken Dorsey offensive coordinator.
Named Tommy Rees tight ends/pass game specialist.
Named Jacques Cesaire defensive line coach.
Named Duce Staley running backs coach.
- 15 Named Andy Dickerson offensive line coach.
Named Roy Istvan assistant offensive line coach.

MARCH

- 13 Browns traded 2024 5th and 6th round picks to Denver for WR Jerry Jeudy.
Re-signed DE Za'Darius Smith.
- 14 Signed LB Jordan Hick as unrestricted free agent.
Signed T Hakeem Adeniji as unrestricted free agent.
Re-signed G Michael Dunn.
Re-signed DT Shelby Harris.
- 15 Signed LB Devin Bush as unrestricted free agent.
Signed FB Giovanni Ricci.
Re-signed P Corey Bojorquez.
Re-signed DT Maurice Hurst II.
- 18 Signed RB Nyheim Hines.
- 19 Signed WR Jerry Jeudy to three-year extension.
Signed DT Quinton Jefferson as unrestricted free agent.
Re-signed WR James Proche II.
Signed CB Tony Brown II.
- 20 Signed QB Jameis Winston.
Signed QB Tyler Huntley as unrestricted free agent.
- 22 Signed D'Onta Foreman.
- 25 Re-signed S Rodney McLeod.
Signed K Cade York.

APRIL

- 2 Signed CB Justin Hardee Sr. as unrestricted free agent.
- 12 Traded T Leroy Watson IV to Tennessee for 2024 7th round pick.
- 15 Signed exclusive rights free agent DE Sam Kamara.
Waived G Drew Forbes.

- 17 Placed T Justin Murray on reserve/retired.
- 18 Signed T Germain Ifedi.
- 26 Drafted DT Mike Hall Jr. with the 54th overall pick.
Drafted G Zak Zinter with the 85th overall pick.
- 27 Drafted WR Jamari Thrash with the 156th overall pick.
Drafted LB Nathaniel Watson with the 206th overall pick.
Drafted CB Myles Harden with the 227th overall pick.
Drafted DT Jowon Briggs with the 243rd overall pick.
- 29 Signed T Roy Mbaeteka as international player.

MAY

- 6 Signed C Brian Allen.
- 9 Waived C Dawson Deaton with an injury designation.
- 10 Signed G Zak Zinter.
Signed WR Jamari Thrash.
Signed LB Nathaniel Watson.
Signed CB Myles Harden.
Signed DT Jowon Briggs.
Signed Ahmarean Brown as an undrafted free agent.
Signed Javion Cohen as an undrafted free agent.
Signed Christopher Edmonds as an undrafted free agent.
Signed Dyshawn Gales as an undrafted free agent.
Signed Winston Reid as an undrafted free agent.
Signed Aidan Robbins as an undrafted free agent.
Signed Lorenzo Thompson as an undrafted free agent.
Signed Treyton Welch as an undrafted free agent.
- 12 Signed QB Jacob Sirmon.
- 14 Claimed T Kellen Diesch via waivers from Pittsburgh.
Signed WR Jalen Camp.
Waived K Lucas Havrisik.
- 16 Waived T Kellen Diesch with a failed physical designation.
- 20 Signed K Lucas Havrisik.
Waived QB Jacob Sirmon.
- 21 Signed WR Matt Landers.

JUNE

- 4 Waived K Lucas Havrisik.
- 5 Signed S Brady Breeze.
- 7 Signed DT Mike Hall Jr.
Signed G Wyatt Davis.
Waived DT Jayden Peevy.
- 20 Waived DE Lonnie Phelps.

JULY

- 17 Signed K Dustin Hopkins to three-year extension.
- 24 Placed S D'Anthony Bell on Active/Physically Unable to Perform.
Placed RB Nick Chubb on Active/Physically Unable to Perform.
Placed T Jack Conklin on Active/Physically Unable to Perform.
Placed DT Dalvin Tomlinson on Active/Physically Unable to Perform.
Placed T Jedrick Wills Jr. on Active/Physically Unable to Perform.

Placed RB Nyheim Hines on Active/Non-Football Injury.
Placed CB Greg Newsome II on Active/Non-Football Injury.
Signed DE Jeremiah Martin.
Signed T Chim Okorafor.
Waived LB Caleb Johnson.
30 Placed C Brian Allen on Reserve/Injured.
Signed G Zack Johnson.

AUGUST

1 Placed LB Charlie Thomas III on Reserve/Injured.
Signed LB Caleb Johnson.
3 Released C Brian Allen from injured reserve.
4 Signed CB Faion Hicks.
Waived CB Dyshawn Gales.
5 Released LB Charlie Thomas III from injured reserve.

THE LAST TIME IN THE REGULAR SEASON

PUNT RETURNED FOR A TD

By Browns
Donovan Peoples-Jones, 76 yards (12/4/22 at HOU)

By Opponent
Kaelin Clay, 82 yards (11/30/15 vs. BAL)

KICKOFF RETURNED FOR A TD

By Browns
Joshua Cribbs, 100 yards & 103 yards (12/20/09 at KC)

By Opponent
Dameon Pierce, 98 yards (12/24/23 at HOU)

INTERCEPTION RETURNED FOR A TD

By Browns
Ronnie Hickman, 30 yards (12/28/23 vs NYJ)

By Opponent
Kyle Hamilton, 18 yards (11/12/23 at BAL)

TWO INTERCEPTIONS IN SAME GAME

By Browns
MJ Emerson (12/10/23 vs. JAX)

By Opponent
Rasul Douglas (12/25/21 at GB)

THREE INTERCEPTIONS IN SAME GAME

By Browns
Anthony Henry (11/18/01 at BAL)

By Opponent
Kevin Byard (10/22/17 vs. TEN)

FUMBLE RETURNED FOR A TD

By Browns
Tony Fields II (10/22/23 at IND)

By Opponent
TJ Watt (9/18/23 at PIT)

PUNT BLOCK RETURNED FOR A TD

By Browns
Andre King, 28 yards (11/30/03 at SEA)

By Opponent
Anthony Chickillo, 16 yards (9/10/17 vs. PIT)

PUNT BLOCKED

By Browns
Marlon Moore (11/5/15 at CIN)

By Opponent
Davis Moore (10/13/19 vs. SEA)

SHUTOUT SCORED

By Browns
at Cleveland 27, Arizona 0 (11/5/23)

By Opponent
vs. Cincinnati 30, Cleveland 0 (12/14/14)

PAT BLOCKED

By Browns
Sheldon Richardson (12/27/20 at NYJ)

By Opponent
Levi Onwuzurike (11/21/21 vs. DET)

TWO-POINT CONVERSION

By Browns
Deshaun Watson run (11/12/23 at BAL)

By Opponent
Kenny Pickett-Diontae Johnson pass (1/8/22 at PIT)

FIELD GOAL BLOCKED

By Browns
Shelby Harris (12/28/23 vs. NYJ)

By Opponent
B.J. Hill (10/31/22 vs. CIN)

FIELD GOAL BLOCKED RETURNED FOR TD

By Browns
Leigh Bodden, 59 yards (11/13/05 at PIT)

By Opponent
Will Hill III, 62 yards (11/30/15 vs. BAL)

SAFETY SCORED

By Browns
Carson Wentz sacked in the end zone by Olivier Vernon (11/22/20 vs. PHI)

By Opponent
Joe Flacco sacked in the end zone by K. Turner and A. Donald (12/3/23 at LAR)

100 YARDS RUSHING

By Browns
Jerome Ford, 107 yards (11/12/23 at BAL)

By Opponent
Joe Mixon, 111 yards (1/7/24 at CIN)

100 YARDS RUSHING IN A HALF

By Browns
Nick Chubb, 104 yards in second half (11/29/20 at JAX)

By Opponent
Jaylen Warren, 110 yards (11/19/23 vs. PIT)

THE LAST TIME IN THE REGULAR SEASON

200 YARDS RUSHING

By Browns
Jerome Harrison, 286 yards (12/20/09 at KC)

By Opponent
Ahmad Bradshaw, 200 yards (10/7/12 at NYG)

BACK-TO-BACK 100-YARD RUSHING GAMES

By Browns
Nick Chubb, 113 yards (9/22/22 vs. PIT),
Nick Chubb, 118 yards (10/2/22 at ATL),
Nick Chubb, 134 yards (10/9/22 vs. LAC)

By Opponent
Rhamondre Stevenson, 100 (11/14/21 at NE),
D'Andre Swift, 136 (11/21/21 vs. DET)

TWO 100-YARD RUSHERS IN SAME GAME

By Browns
Nick Chubb (126) & Kareem Hunt (104) (11/15/20 vs. HOU)

By Opponent
Arian Foster (124) & Ben Tate (115) (11/6/11 at HOU)

TWO RUSHING TOUCHDOWNS

By Browns
Kareem Hunt (10/22/23 at IND)

By Opponent
Gardner Minshew (10/22/23 at IND)

THREE RUSHING TOUCHDOWNS

By Browns
Nick Chubb (9/18/22 vs. NYJ)

By Opponent
Kenyan Drake (4) (12/15/19 at ARI)

FOUR RUSHING TOUCHDOWNS

By Browns
Jamal Lewis (11/4/07 vs. SEA)

By Opponent
Kenyan Drake (12/15/19 at ARI)

SUCCESSFUL ONSIDE KICK

By Browns
October 16, 2016 (at TEN)

By Opponent
September 18, 2022 (vs. NYJ)

OT GAME WON

By Browns
Cleveland 23 vs. Tampa Bay 17 (11/27/22 vs. TB)

By Opponent
Tampa Bay 26 vs. Cleveland 23 (10/21/18)

300 YARDS PASSING

By Browns
Joe Flacco, 309 yards (29-19, 3 TD, 1 INT)(12/28/23 vs. NYJ)

By Opponent
Baily Zappe, 309 yards (24-34, 2 TD, 0 INT) (10/16/22 vs. NE)

BACK-TO-BACK 300-YARD PASSING GAMES

By Browns
Joe Flacco, 311 yards (45-26, 3 TD, 1 INT) (12/10/23 vs. JAX),
Joe Flacco, 374 yards (44-28, 2 TD, 3 INT) (12/17/23 vs. CHI)
Joe Flacco, 368 yards (42-27, 3 TD, 2INT)(12/24/23 at HOU)
Joe Flacco, 309 yards (29-19, 3 TD, 1 INT)(12/28/23 vs. NYJ).

By Opponent
Matt Ryan, 330 yards (38-52, 2 TD) (11/11/18 vs. ATL),
Patrick Mahomes, 375 yards (23-32, 3 TD, INT) (11/4/18 vs. KC)

400 YARDS PASSING

By Browns
Josh McCown, 457 yards (36-51, 2 TD) (10/11/15 at BAL)

By Opponent
Joe Burrow, 406 yards (35-47, 3 TD, 1 INT) (10/25/20 at CIN)

200 YARDS PASSING IN A HALF

By Browns
Joe Flacco, 296 yards in first half (12/28/23 vs NYJ)

By Opponent
Joe Flacco, 208 yards in second half (9/18/22 vs. NYJ)

THREE TOUCHDOWN PASSES

By Browns
Joe Flacco (12/28/23 vs NYJ)

By Opponent
J. Browning (1/8/24 at CIN)

FOUR TOUCHDOWN PASSES

By Browns
Baker Mayfield (12/6/20 at TEN)

By Opponent
Kyler Murray (10/17/21 vs. ARI)

FIVE TOUCHDOWN PASSES

By Browns
Baker Mayfield (10/25/20 at CIN)

By Opponent
Matthew Stafford (11/22/09 at DET)

SIX TOUCHDOWN PASSES

By Browns
None

By Opponent
Carson Palmer (9/16/07 vs. CIN)

THE LAST TIME IN THE REGULAR SEASON

100 YARDS RECEIVING

By Browns
David Njoku, 134 yards (12/28/23 vs. NYJ)

By Opponent
Josh Downs, 125 yards (10/22/23 at IND)

100 YARDS RECEIVING IN A HALF

By Browns
David Njoku, 128 yards in first half (12/28/23 vs. NYJ)

By Opponent
Mark Andrews, 107 yards in second half (12/12/21 vs. BAL)

TWO 100-YARD RECEIVERS IN SAME GAME

By Browns
Amari Cooper (109) & David Njoku (104) (12/17/23 vs. CHI)

By Opponent
Mark Andrews (115) & Rashod Bateman (103) (12/12/21 vs. BAL)

BACK-TO-BACK 100-YARD RECEIVING GAMES

By Browns
Amari Cooper, 101 yards (9/18/22 vs. NYJ),
Amari Cooper, 101 yards (9/22/22 vs. PIT)

By Opponent
Robbie Anderson, 102 yards (9/11/22 vs. Car),
Garrett Wilson, 102 yards (9/18/22 vs. NYJ)

200 YARDS RECEIVING

By Browns
Amari Cooper, 265 yards (12/24/23 at HOU)

By Opponent
Terrell Owens, 222 yards (10/3/10 vs. CIN)

TWO RECEIVING TOUCHDOWNS

By Browns
David Bell (1/8/24 at CIN)

By Opponent
Evan Engram (12/10/23 vs. JAX)

THREE RECEIVING TOUCHDOWNS

By Browns
Jordan Cameron (9/22/13 at MIN)

By Opponent
Martellus Bennett (10/9/16 vs. NE)

500 YARDS TOTAL OFFENSE

By Browns
531 yards (10/10/21 at LAC)

By Opponent
503 yards (10/25/20 at CIN)

TWO SACKS

By Browns
Za'Darius Smith, 2.0 (12/24/23 at HOU)

By Opponent
Alex Highsmith (2.5) and Cam Heyward (2.0) (1/9/23 at PIT)

THREE SACKS

By Browns
Myles Garrett, 3.5 (9/24/23 vs. TEN)

By Opponent
T.J. Watt, 4.0 (1/3/22 at PIT)

FOUR SACKS

By Browns
Myles Garrett, 4.5 (9/26/21 vs. CHI)

By Opponent
T.J. Watt, 4.0 (1/3/22 at PIT)

FOUR FIELD GOALS

By Browns
Dustin Hopkins (11/12/23 at BAL)

By Opponent
Tyler Bass (6) (11/20/22 at BUF)

FIVE FIELD GOALS

By Browns
Phil Dawson (11/4/12 vs. BAL)

By Opponent
Tyler Bass (6) (11/20/22 at BUF)

SIX FIELD GOALS

By Browns
Phil Dawson (11/5/06 at SD)

By Opponent
Tyler Bass (11/20/22 at BUF)

Won 11, Lost 6

9/10/2023	W	24 - 3	Cincinnati Bengals
9/18/2023	L	22 - 26	at Pittsburgh Steelers
9/24/2023	W	27 - 3	Tennessee Titans
10/1/2023	L	3 - 28	Baltimore Ravens
10/15/2023	W	19 - 17	San Francisco 49ers
10/22/2023	W	39 - 38	at Indianapolis Colts
10/29/2023	L	20 - 24	at Seattle Seahawks
11/5/2023	W	27 - 0	Arizona Cardinals
11/12/2023	W	33 - 31	at Baltimore Ravens
11/19/2023	W	13 - 10	Pittsburgh Steelers
11/26/2023	L	12 - 29	at Denver Broncos
12/3/2023	L	19 - 36	at Los Angeles Rams
12/10/2023	W	31 - 27	Jacksonville Jaguars
12/17/2023	W	20 - 17	Chicago Bears
12/24/2023	W	36 - 22	at Houston Texans
12/28/2023	W	37 - 20	New York Jets
1/7/2024	L	14 - 31	at Cincinnati Bengals

	Cleveland	Opponent
Total First Downs	325	253
Rushing	121	87
Passing	173	136
Penalty	31	30
3rd Down: Made/Att	80/253	67/230
3rd Down Pct.	31.6%	29.1%
4th Down: Made/Att	18/32	6/15
4th Down Pct.	56.3%	40.0%
Possession Avg.	32:19	27:41
Total Net Yards	5710	4593
Avg. Per Game	335.9	270.2
Total Plays	1187	1004
Avg. Per Play	4.8	4.6
Net Yards Rushing	2017	1793
Avg. Per Game	118.6	105.5
Total Rushes	518	420
Net Yards Passing	3693	2800
Avg. Per Game	217.2	164.7
Sacked/Yards Lost	45/318	49/349
Gross Yards	4011	3149
Attempts/Completions	624/355	535/307
Completion Pct.	56.9%	57.4%
Had Intercepted	23	18
Punts/Average	90/49.4	112/47.3
Net Punting Avg.	42.4	42.1
Penalties/Yards	115/897	118/923
Fumbles/Ball Lost	27/14	21/10
Touchdowns	42	44
Rushing	15	15
Passing	24	23
Returns	3	6

Score By Periods			Q1	Q2	Q3	Q4	OT	Pts
Team			74	139	70	113	0	396
Opponents			107	87	61	107	0	362
Scoring	TD	Ru	Pa	Rt	PAT	FG	2Pt	Pts
D.Hopkins	0	0	0	0	24/26	33/36	0	123
J.Ford	9	4	5	0	0/0	0/0	1	56
K.Hunt	9	9	0	0	0/0	0/0	0	54
D.Njoku	6	0	6	0	0/0	0/0	0	36
A.Cooper	5	0	5	0	0/0	0/0	1	32
D.Bell	3	0	3	0	0/0	0/0	0	18
H.Bryant	3	0	3	0	0/0	0/0	0	18
E.Moore	2	0	2	0	0/0	0/0	0	12
D.Watson	1	1	0	0	0/0	0/0	3	12
R.Patterson	0	0	0	0	6/7	1/1	0	9
T.Fields	1	0	0	1	0/0	0/0	0	6
R.Hickman	1	0	0	1	0/0	0/0	0	6
G.Newsome	1	0	0	1	0/0	0/0	0	6
P.Strong	1	1	0	0	0/0	0/0	0	6
D.Thompson-Robinson	0	0	0	0	0/0	0/0	1	2
Team	42	15	24	3	30/33	34/37	6	396
Opponents	44	15	23	6	41/41	17/24	1	362

2-Pt. Conversions: Team 6/9, Opponents: 1/3
Sacks: M.Garrett 14.0, Z.Smith 5.5, A.Wright 5.0, O.Okoronkwo 4.5, J.Owusu-Koramoah 3.5, D.Tomlinson 3.0, J.Elliott 2.5, S.Takitaki 2.0, G.Delpit 1.5, M.Hurst 1.5, S.Harris 1.5, I.McGuire 1.0, D.Harmon 1.0, C.Mitchell 1.0, G.Newsome 0.5 Team: 48.0, Opponents: 43.0

Passing	Att	Cmp	Yds	Cmp%	Yds/Att	TD	TD%	Int	Int%	Long	Sack	Lost	Rating
J.Flacco	204	123	1616	60.3%	7.9	13	6.4%	8	3.9%	75t	8/	57	90.2
D.Watson	171	105	1115	61.4%	6.5	7	4.1%	4	2.3%	59	17/	85	84.3
P.Walker	111	54	674	48.6%	6.1	1	0.9%	5	4.5%	58	11/	90	52.2
D.Thompson-Robinson	112	60	440	53.6%	3.9	1	0.9%	4	3.6%	23	6/	60	51.2
J.Driskel	26	13	166	50.0%	6.4	2	7.7%	2	7.7%	31t	3/	26	63.9
Team	624	355	4011	56.9%	6.4	24	3.8%	23	3.7%	75t	45/	318	73.8
Opponents	535	307	3149	57.4%	5.9	23	4.3%	18	3.4%	75t	49/	349	74.7

Rushing	No.	Yds	Avg	Long	TD
J.Ford	204	813	4.0	69t	4
K.Hunt	135	411	3.0	16t	9
P.Strong	63	291	4.6	40	1
N.Chubb	28	170	6.1	20	0
D.Watson	26	142	5.5	16	1
D.Thompson-Robinson	14	65	4.6	12	0
J.Driskel	7	33	4.7	13	0
M.Goodwin	4	33	8.3	20	0
P.Walker	13	30	2.3	9	0
E.Moore	9	11	1.2	19	0
H.Bryant	5	8	1.6	2	0
C.Tillman	1	8	8.0	8	0
J.Flacco	9	2	0.2	3	0
Team	518	2017	3.9	69t	15
Opponents	420	1793	4.3	74t	15

Receiving	No.	Yds	Avg	Long	TD
D.Njoku	81	882	10.9	43	6
A.Cooper	72	1250	17.4	75t	5
E.Moore	59	640	10.8	42	2
J.Ford	44	319	7.3	50t	5
C.Tillman	21	224	10.7	23	0
J.Akins	15	132	8.8	28	0
K.Hunt	15	84	5.6	13	0
D.Bell	14	167	11.9	41t	3
H.Bryant	13	81	6.2	23	3
D.Peoples-Jones	8	97	12.1	29	0
P.Strong	5	47	9.4	41	0
M.Goodwin	4	67	16.8	57	0
N.Chubb	4	21	5.3	10	0
J.Proche	0	0	0.0	0	0
Team	355	4011	11.3	75t	24
Opponents	307	3149	10.3	75t	23

Interceptions	No.	Yds	Avg	Long	TD
M.Emerson	4	25	6.3	14	0
G.Newsome	2	34	17.0	34t	1
D.Ward	2	20	10.0	20	0
D.Bell	2	8	4.0	6	0
J.Owusu-Koramoah	2	8	4.0	8	0
R.Hickman	1	30	30.0	30t	1
M.Ford	1	10	10.0	10	0
G.Delpit	1	0	0.0	0	0
D.Harmon	1	0	0.0	0	0
M.Hurst	1	0	0.0	0	0
S.Takitaki	1	0	0.0	0	0
Team	18	135	7.5	34t	2
Opponents	23	438	19.0	52	4

Punting	No	Yds	Avg	Net	TB	In	Lg	B
C.Bojorquez	87	4294	49.4	42.5	9	31	73	0
M.Haack	3	155	51.7	41.7	0	0	56	0
Team	90	4449	49.4	42.4	9	31	73	0
Opponents	112	5302	47.3	42.1	12	39	74	0

Punt Returns	Ret	FC	Yds	Avg	Long	TD
J.Proche	22	27	197	9.0	21	0
D.Peoples-Jones	13	8	84	6.5	13	0
J.Darden	4	1	39	9.8	11	0
E.Moore	2	0	23	11.5	13	0
Team	41	36	343	8.4	21	0
Opponents	45	16	450	10.0	28	0

Kickoff Returns	No.	Yds	Avg	Long	TD
P.Strong	8	200	25.0	36	0
J.Darden	2	42	21.0	23	0
J.Proche	1	19	19.0	19	0
Team	11	261	23.7	36	0
Opponents	30	635	21.2	98t	1

Field Goals	1-19	20-29	30-39	40-49	50+
D.Hopkins	0/0	8/ 8	7/ 7	10/ 13	8/ 8
R.Patterson	0/0	0/ 0	1/ 1	0/ 0	0/0
Team	0/0	8/ 8	8/ 8	10/ 13	8/ 8
Opponents	0/0	5/ 5	3/ 4	7/ 9	2/ 6

Fumbles Lost: P.Walker 2, D.Watson 2, D.Njoku 2, E.Moore 2, J.Ford 1, P.Strong 1, J.Flacco 1, A.Cooper 1, J.Proche 1, H.Bryant 1 Total: 14
Opponent Fumble Recoveries: A.Walker 2, M.Garrett 1, M.Ford 1, M.Hurst 1, O.Okoronkwo 1, G.Delpit 1, T.Fields 1, A.Wright 1, M.Diabate 1 Total: 10

DEFENSIVE STATISTICS

PLAYER	TACKLES					INTERCEPTIONS			FUMBLES				
	TOTAL	SOLO	ASST	SK	YDS	NO	YDS	LG	TD	PD	FF	FR	YDS
Jeremiah Owusu-Koramoah	98	71	27	3.5	34.5	2	8	8	0	6	1	0	0
Grant Delpit	77	61	16	1.5	14.5	1	0	0	0	3	0	1	14
Sione Takitaki	64	44	20	2.0	11.0	1	0	0	0	3	0	0	0
Martin Emerson	59	45	14	0.0	0.0	4	25	14	0	14	0	0	0
Juan Thornhill	53	41	12	0.0	0.0	0	0	0	0	1	0	0	0
Greg Newsome II	49	34	15	0.5	2.5	2	34	34	1	14	0	0	0
Anthony Walker	42	21	21	0.0	0.0	0	0	0	0	4	1	2	0
Myles Garrett	42	33	9	14.0	101.5	0	0	0	0	3	4	1	1
Denzel Ward	34	30	4	0.0	0.0	2	20	20	0	11	1	0	0
Ogbonnia Okoronkwo	31	22	9	4.5	24.0	0	0	0	0	1	0	1	0
Shelby Harris	28	17	11	1.5	13.5	0	0	0	0	5	1	0	0
Dalvin Tomlinson	28	12	16	3.0	12.0	0	0	0	0	0	0	0	0
Za'Darius Smith	27	18	9	5.5	37.5	0	0	0	0	3	1	0	0
Tony Fields II	27	12	15	0.0	0.0	0	0	0	1	0	0	1	0
Alex Wright	25	16	9	5.0	38.0	0	0	0	0	2	2	1	0
Rodney McLeod	23	13	10	0.0	0.0	0	0	0	0	1	0	0	0
D'Anthony Bell	23	21	2	0.0	0.0	2	2	2	0	4	1	0	0
Maurice Hurst	22	12	10	1.5	13.5	1	0	0	0	3	0	1	0
Jordan Elliot	21	14	7	2.5	17.5	0	0	0	0	0	0	0	0
Mike Ford	19	16	3	0.0	0.0	1	10	10	0	2	0	0	0
Cameron Mitchell	17	15	2	1.0	0.0	0	0	0	0	2	0	0	0
Ronnie Hickman	14	17	8	0.0	0.0	1	30	30	1	3	0	0	0
Duron Harmon	14	11	3	1.0	9.0	1	1	1	0	2	0	0	0
Jordan Kunaszyk	7	5	2	0.0	0.0	0	0	0	0	0	0	0	0
Matthew Adams	7	4	3	0.0	0.0	0	0	0	0	0	0	0	0
Sam Kamara	7	4	3	0.0	0.0	0	0	0	0	0	0	0	0
Khalef Hailassie	6	5	1	0.0	0.0	0	0	0	0	1	0	0	0
Isaiah McGuire	6	5	1	1.0	12.0	0	0	0	0	0	0	0	0
Vincent Gray	4	3	1	0.0	0.0	0	0	0	0	2	0	0	0
Tanner McCalister	2	1	1	0.0	0.0	0	0	0	0	0	0	0	0
Mohamoud Diabate	2	0	2	0.0	0.0	0	0	0	0	0	0	0	0
Siake Ika	0	0	0	0.0	0.0	0	0	0	0	1	0	0	0
Totals	889	623	266	48.0	341.0	18	130	34	3	91	12	8	15

SPECIAL TEAMS STATISTICS

PLAYER	TACKLES					
	TOTAL	SOLO	ASST	FF	FR	BLK
Matthew Adams	10	7	3	1	0	0
Mike Ford	9	6	3	0	1	0
Pierre Strong	8	6	2	1	0	0
Tony Fields II	7	4	3	0	0	0
Harrison Bryant	6	5	1	0	0	0
Rodney McLeod	6	3	3	0	0	0
Mohamoud Diabate	6	3	3	0	1	0
D'Anthony Bell	5	4	1	0	0	0
Charley Hughlett	5	0	5	0	0	0
Grant Delpit	3	2	1	0	0	0
Jeremiah Owusu-Koramoah	3	1	2	0	0	0
Dustin Hopkins	2	2	0	0	0	0
Anthony Walker	2	2	0	0	0	0
Khalef Hailassie	2	2	0	0	0	0
Charlie Thomas	2	2	0	0	0	0
Duron Harmon	2	2	0	0	0	0
Sione Takitaki	2	1	1	0	0	0
Jordan Kunaszyk	2	2	0	0	0	0
Cameron Mitchell	1	1	0	0	0	0
A.J. Green	1	1	0	0	0	0
Juan Thornhill	1	0	1	0	0	0
Vincent Gray	1	1	0	0	0	0
James Proche	1	1	0	0	0	0
Donovan Peoples-Jones	0	0	0	0	1	0
Myles Garrett	0	0	0	0	0	1
Jordan Elliot	0	0	0	0	0	1
Shelby Harris	0	0	0	0	0	1
Totals	87	58	29	2	3	3

MISCELLANEOUS STATISTICS

PLAYER	TKL	FF	FR
Jedrick Wills	2	0	1
Wyatt Teller	2	0	1
Elijah Moore	2	0	1
David Njoku	2	0	0
Joel Bitonio	2	0	0
Pierre Strong	1	0	0
James Hudson	1	0	0
Dorian Thompson Robinson	1	0	0
P.J. Walker	1	0	0
Amari Cooper	1	0	1
Donovan Peoples-Jones	1	0	0
Geron Christian	1	0	0
Michael Dunn	1	0	0
Harrison Bryant	1	0	0
Luke Wypler	1	0	0
Deshaun Watson	0	0	1
Jerome Ford	0	0	2
Kareem Hunt	0	0	1
Dawand Jones	0	0	1
Joe Flacco	0	0	1
Totals	20	0	10

DEFENSIVE/SPECIAL TEAMS SCORING STATISTICS

PLAYER	INT	FUM	KOR	PR
Tony Fields II	0	1	0	0
Mike Ford	1	0	0	0
Greg Newsome II	1	0	0	0
Totals	2	1	0	0

2023 BROWNS GAME-BY-GAME OFFENSIVE STATISTICS

1ST DOWNS										DOWN CONV.				RUSHING				PASS				TDs				FGs				PEN		PUNTS	
OPP	T	R	PassPen.	3rd	4th	Net Yds	Plays	Net	Att.	Avg.	Net	Skd-Yds	GrossA	C	TD	INT	R	P	Ret	M	A	No.	Lost	No.	Yds.	No.	Avg.	POSS.					
vs. CIN (9/10)	21	12	9	0	4/14	0/0	350	72	206	40	5.2	144	3-10	154	29	16	1	1	1	0	3	3	2	1	5	43	7	47.3	35:50				
at PIT (9/18)	20	7	12	1	5/16	0/2	408	81	198	35	5.7	210	6-25	235	40	22	1	1	1	0	2	3	4	3	8	81	5	47.6	35:28				
vs. TEN (9/24)	23	7	12	4	6/13	1/1	341	67	78	31	2.5	263	3-26	289	33	27	2	0	1	2	0	2	2	3	1	5	46	3	46.3	38:29			
vs. BAL (10/1)	13	5	6	2	4/16	1/1	166	65	93	25	3.7	73	4-48	121	36	19	0	3	0	0	0	1	1	1	0	7	42	8	46.6	31:10			
vs. SF (10/15)	18	10	6	2	3/13	1/1	334	70	160	34	4.7	174	2-18	192	34	18	0	2	1	0	0	4	5	1	0	13	119	4	54.5	33:03			
at IND (10/22)	18	6	9	3	4/16	1/2	316	72	150	33	4.5	166	2-17	183	37	16	0	2	3	0	1	4	4	1	0	4	20	5	54.4	27:29			
at SEA (10/29)	23	9	10	4	6/15	0/1	385	75	155	40	3.9	230	3-27	257	32	16	1	2	1	1	0	2	2	1	1	4	25	3	47.3	36:40			
vs. ARI (11/5)	17	7	9	1	6/17	1/2	326	71	113	40	2.8	213	1-6	219	30	19	2	0	1	2	0	2	3	0	0	6	65	7	58.6	36:25			
at BAL (11/12)	24	12	10	2	8/16	1/2	373	75	178	36	4.9	195	4-18	213	35	20	1	1	1	1	4	4	2	1	10	55	2	44.5	34:15				
vs. PIT (11/19)	20	7	10	3	4/17	1/1	259	73	96	29	3.3	163	1-2	165	43	24	0	1	1	0	0	2	2	0	0	1	10	8	47.5	31:27			
at DEN (11/26)	19	6	10	3	2/13	2/5	269	70	107	24	4.5	162	4-28	190	42	20	1	0	0	1	0	2	2	5	3	8	66	3	60.3	27:12			
at LAR (12/3)	20	9	10	1	7/16	0/2	327	69	87	23	3.8	240	2-14	254	44	23	2	1	0	2	0	2	2	0	0	7	86	5	47.2	34:03			
vs. JAX (12/10)	16	5	11	0	4/18	3/3	389	74	82	28	2.9	307	1-4	311	45	26	3	1	1	3	0	1	1	2	2	8	75	8	51.5	31:49			
vs. CHI (12/16)	14	1	13	0	4/16	1/1	377	67	29	18	1.6	348	4-31	379	45	29	2	3	0	2	0	2	2	1	0	9	48	9	43.3	31:00			
at HOU (12/24)	26	4	19	3	6/16	4/6	418	75	54	30	1.8	364	1-10	374	44	28	3	2	2	3	0	0	0	0	0	9	55	3	49.3	33:34			
vs. NYJ (12/28)	20	9	9	2	5/10	0/1	428	58	127	28	4.5	301	1-8	309	29	19	3	1	1	3	1	1	1	4	2	4	26	3	51.7	28:09			
at CIN (1/7)	13	5	8	0	2/11	1/1	244	53	104	24	4.3	140	3-26	166	26	13	2	2	0	2	0	0	0	0	0	7	35	7	47.9	24:14			
TOTAL	325	121	173	31	80/253	18/32	5710	1187	2017	518	3.8	3693	45-318	4011	624	355	24	23	15	24	3	34	37	27	14	115	897	90	49.4	32:19			

2023 BROWNS GAME-BY-GAME DEFENSIVE STATISTICS

1ST DOWNS										DOWN CONV.				RUSHING				PASS				TDs				FGs				PEN		PUNTS	
OPP		T	R	Passpen.	3rd	4th	Net Yds	Plays	Net	Att.	Avg.	Net	Skd-Yds	GrossA	C	TD	INT	R	P	Ret	M	A	No.	Lost	No.	Yds.	No.	Avg.	POSS.				
vs. CIN (9/10)	6	2	3	1	2/15	0/1	142	54	75	20	3.8	67	2-15	82	32	14	0	0	0	0	1	2	0	0	4	20	10	40.9	24:10				
at PIT (9/18)	9	3	6	0	4/14	0/0	255	53	55	21	2.6	200	2-22	222	30	15	1	1	0	1	2	2	2	1	1	5	31	7	45.7	24:32			
vs. TEN (9/24)	6	0	5	1	2/12	1/1	94	45	26	15	1.7	68	5-36	104	25	13	0	0	0	0	1	1	1	1	0	8	80	7	53.4	21:31			
vs. BAL (10/1)	16	7	8	1	4/12	1/1	296	55	131	33	4.0	165	3-21	186	19	15	2	0	2	2	0	0	0	2	1	8	92	7	47.7	29:50			
vs. SF (10/15)	15	6	5	4	3/12	0/0	215	55	108	25	4.3	107	3-18	125	27	12	1	1	1	1	0	1	3	1	0	12	105	6	52.3	26:57			
at IND (10/22)	20	8	11	1	7/15	0/0	456	67	168	40	4.2	288	4-17	305	23	15	2	1	3	2	0	1	2	4	3	8	67	5	52.0	32:31			
at SEA (10/29)	17	5	12	0	4/12	1/1	362	55	114	17	6.7	248	1-6	254	37	23	2	2	1	2	0	1	1	1	0	7	43	5	54.8	23:20			
vs. ARI (11/5)	7	3	3	1	1/12	0/1	58	48	41	21	2.0	17	7-41	58	20	11	0	2	0	0	0	0	0	1	1	4	40	9	51.1	23:35			
at BAL (11/12)	17	3	9	5	2/8	0/0	306	50	106	24	4.4	200	3-23	223	23	13	1	2	2	1	1	1	2	0	0	7	64	3	53.7	25:45			
vs. PIT (11/19)	12	8	4	0	3/14	1/1	249	57	172	26	6.6	77	3-29	106	28	15	0	0	1	0	0	1	1	0	0	6	46	9	47.5	28:33			
at DEN (11/26)	17	10	5	2	6/14	0/1	294	62	169	39	4.3	125	1-9	134	22	13	1	0	2	1	0	2	2	2	1	8	71	5	45.2	32:48			
at LAR (12/3)	20	6	10	4	4/12	0/0	399	62	120	25	4.8	279	0-0	279	37	22	3	0	1	3	0	2	3	0	0	7	45	5	58.6	25:57			
vs. JAX (12/10)	20	2	16	2	7/17	0/1	293	74	58	20	2.9	235	4-22	257	50	28	3	3	1	3	0	0	0	1	1	7	40	7	45.9	28:11			
vs. CHI (12/16)	12	5	6	1	4/18	0/2	236	70	88	27	3.3	148	3-18	166	40	19	1	2	0	1	1	1	1	4	1	4	19	10	44.8	29:00			
at HOU (12/24)	20	3	13	4	5/15	1/3	250	68	72	16	4.5	178	3-33	211	49	26	2	2	0	2	1	0	0	1	0	10	76	6	44.3	26:26			
vs. NYJ (12/28)	17	6	10	1	6/16	1/2	360	68	107	21	5.1	253	2-8	261	45	32	1	1	0	1	1	2	3	1	1	12	74	5	42.6	31:51			
at CIN (1/7)	22	10	10	2	3/12	0/0	328	61	183	30	6.1	145	3-31	176	28	21	3	1	1	3	0	1	1	1	0	1	10	6	45.7	35:46			
TOTAL	253	87	136	30	67/230	6/15	4593	1004	1793	420	4.2	2800	49-349	3149	535	307	23	18	15	23	6	17	24	21	10	118	923	112	43.3	27:41			

WEEK 1



BENGALS 3
BROWNS 24
Sept. 10, 2023
Cleveland Browns Stadium, Cleveland, OH



TEAM	1	2	3	4	F
Cincinnati	0	0	3	0	3
Cleveland	0	10	3	11	24

SCORING SUMMARY

TEAM	Q	TIME	PLAY
Browns	2	14:15	D. Hopkins 42 yd. Field Goal (7-33, 2:54)
Browns	2	0:17	D. Watson 13 yd. run (D. Hopkins kick)(9-67, 1:19)
Bengals	3	11:44	E. McPherson 42 yd. Field Goal (6-20, 1:46)
Browns	3	2:21	D. Hopkins 34 yd. Field Goal (9-43, 4:32)
Browns	4	11:29	D. Hopkins 43 yd. Field Goal (6-39, 3:25)
Browns	4	9:11	H. Bryant 3 yd. pass from D. Watson (D. Watson run) (3-18, 1:16)

TEAM STATISTICS

	CIN	CLE
FIRST DOWNS:	6	21
TIME OF POSSESSION:	24:10	35:50
TOTAL NET YARDS: (RU/PA):	142 (75/67)	350 (206/144)
SACKS/YARDS	3/10	2/15
PUNTS/AVERAGE:	10/40.9	7/47.3
PENALTIES/YARDS:	4/10	5/43
FUMBLES/LOST:	0/0	2/1

INDIVIDUAL STATISTICS

PASSING: CIN: J. Burrow 31-14-82, J. Browning 1-0-0; CLE: D. Watson 29-16-154 (1 TD, 1 INT)
RUSHING: CIN: J. Mixon 13-56, C. Evans 2-12, T. Williams 2-7, J. Chase 1-2, J. Burrow 1- -1, J. Browning 1-1; CLE: N. Chubb 18-106, D. Watson 5-45 (TD), J. Ford 15-36, E. Moore 2-19.
RECEIVING: CIN: J. Chase 5-39, J. Mixon 3-17, I. Smith 3-17, T. Boyd 2-10, C. Evans 1-1, T. Higgins 0-0; CLE: N. Chubb 4-21, E. Moore 3-43, A. Cooper 3-37, D. Njoku 2-24, H. Bryant 2-5 (TD), D. Peoples-Jones 1-12, J. Akins 1-12, M. Goodwin 0-0, Dav. Bell 0-0.



WEEK 2



BROWNS 22
STEELERS 26
Sept. 18, 2023
Acrisure Stadium, Pittsburgh, PA



TEAM	1	2	3	4	F
Cleveland	3	11	8	0	22
Pittsburgh	7	9	3	7	26

SCORING SUMMARY

TEAM	Q	TIME	PLAY
Steelers	1	14:51	A. Highsmith 30 yd. interception return (C. Boswell kick)
Browns	1	8:46	D. Hopkins 43 yd. Field Goal (11-50, 6:05)
Browns	2	14:02	J. Ford 3 yd. pass from D. Watson (J. Ford run) (4-23, 1:06)
Steelers	2	9:11	C. Boswell 52 yd. Field Goal (4-5, 1:20)
Steelers	2	6:05	G. Pickens 71 yd. pass from K. Pickett (run failed) (4-82, 1:36)
Browns	2	0:22	D. Hopkins 55 yd. Field Goal (7-38, 2:24)
Steelers	3	11:47	C. Boswell 50 yd. Field Goal (9-44, 3:13)
Browns	3	10:01	P. Strong 1 yd. run (D. Watson run) (4-75, 1:46)
Steelers	4	6:58	T. Watt 16 yd. fumble return (C. Boswell kick)

TEAM STATISTICS

	CLE	PIT
FIRST DOWNS:	20	9
TIME OF POSSESSION:	35:28	24:32
TOTAL NET YARDS: (RU/PA):	408 (198/210)	235 (55/200)
SACKS/YARDS	2/22	6/25
PUNTS/AVERAGE:	5/47.6	7/45.7
PENALTIES/YARDS:	8/81	5/31
FUMBLES/LOST:	4/3	1/1

INDIVIDUAL STATISTICS

PASSING: CLE: D. Watson 40-22-235 (1 TD, 1 INT); PIT: K. Pickett 30-15-222 (1 TD, 1 INT)
RUSHING: CLE: J. Ford 16-106, N. Chubb 10-64, D. Watson 6-22, E. Moore 1-5, P. Strong 2-1 (TD);
PIT: N. Harris 10-43, J. Warren 6-20, C. Austin 1-2, K. Pickett 4- -6.
RECEIVING: CLE: A. Cooper 7-90, D. Njoku 4-48, E. Moore 3-36, Dav. Bell 3-27, J. Ford 3-25 (TD), D. Peoples-Jones 1-7, J. Akins 1-2; PIT: G. Pickens 4-27 (TD), J. Warren 4-66, A. Robinson 2-12, C. Austin 2-12, M. Boykin 1-5, P. Frieremuth 1-2, N. Harris 1-0, G. Olszewski 1-0.



WEEK 3



TITANS 3
BROWNS 27
Sept. 24, 2023
Cleveland Browns Stadium, Cleveland, OH



TEAM	1	2	3	4	F
Tennessee	0	3	0	0	3
Cleveland	3	10	7	7	27

SCORING SUMMARY

TEAM	Q	TIME	PLAY
Browns	1	7:49	D.Hopkins 48 yd. Field Goal (12-48, 7:11)
Titans	2	14:14	N.Folk 44 yd. Field Goal (4-9, 2:06)
Browns	2	9:39	J.Ford 19 yd. pass from D.Watson (D.Hopkins kick) (9-75, 4:35)
Browns	2	1:00	D.Hopkins 52 yd. Field Goal (7-46, 2:49)
Browns	3	5:49	J.Ford 3 yd. run (D.Hopkins kick) (11-85, 5:34)
Browns	4	6:51	A.Cooper 43 yd. pass from D.Watson (D.Hopkins kick) (10-64, 6:28)

TEAM STATISTICS

	TEN	CLE
FIRST DOWNS:	6	23
TIME OF POSSESSION:	21:31	38:29
TOTAL NET YARDS: (RU/PA):	94 (26/68)	341 (67/263)
SACKS/YARDS	3/26	5/36
PUNTS/AVERAGE:	7/53.4	3/46.3
PENALTIES/YARDS:	8/80	5/46
FUMBLES/LOST:	1/0	3/1

INDIVIDUAL STATISTICS

PASSING: TEN: R. Tannehill 25-13-104; CLE: D. Watson 33-27-289 (2 TD)
RUSHING: TEN: D. Henry 11-20, T. Spears 4-6; CLE: P. Strong 6-27, J. Ford 10-18 (TD), D. Watson 4-16, K. Hunt 5-13, H. Bryant 2-4, M. Goodwin 1-1, E. Moore 3-1.
RECEIVING: TEN: T. Spears 4-3, D. Hopkins 3-48, C. Okonkwo 3-7, C. Moore 2-41, T. Burks 1-5; CLE: E. Moore 9-49, A. Cooper 7-116 (TD), D. Njoku 4-20, D. Peoples-Jones 3-49, J.Ford 2-33 (TD), K. Hunt 2-22.



WEEK 4



RAVENS 28
BROWNS 3
Oct. 1, 2023
Cleveland Browns Stadium, Cleveland, OH



TEAM	1	2	3	4	F
Baltimore	7	14	0	7	28
Cleveland	3	0	0	0	3

SCORING SUMMARY

TEAM	Q	TIME	PLAY
Ravens	1	6:38	L.Jackson 10 yd. run (J.Tucker kick) (1-10, 0:04)
Browns	1	2:21	D.Hopkins 53 yd. Field Goal (8-40, 4:17)
Ravens	2	4:18	L.Jackson 2 yd. run (J.Tucker kick) (8-93, 4:24)
Ravens	2	0:11	M.Andrews 7 yd. pass from L.Jackson (J.Tucker kick) (10-74, 2:34)
Ravens	4	5:56	M.Andrews 18 yd. pass from L.Jackson (J.Tucker kick) (6-38, 3:40)

TEAM STATISTICS


	BAL	CLE
FIRST DOWNS:	16	13
TIME OF POSSESSION:	29:50	30:10
TOTAL NET YARDS: (RU/PA):	296 (131/165)	166 (93/73)
SACKS/YARDS	4/48	3/21
PUNTS/AVERAGE:	7/47.7	8/46.6
PENALTIES/YARDS:	8/92	7/42
FUMBLES/LOST:	2/1	1/0

INDIVIDUAL STATISTICS


PASSING: BAL: L. Jackson 19-15-186 (2 TD); CLE: D. Thompson-Robinson 39-19-121.
RUSHING: BAL: G. Edwards 15-48, J. Hill 3-33, L.Jackson 9-27 (2 TD), M. Gordon 3-21, T. Huntley 2-8, Z. Flowers 1-(-6); CLE: P. Strong 5-49, J. Ford 9-26, D. Thompson-Robinson 4-24, K. Hunt 5-12, H. Bryant 1-2, E. Moore 1-(-20).
RECEIVING: BAL: M. Andrews 5-80 (2 TD), Z. Flowers 3-56, D. Duvernay 2-8, G. Edwards 2-1, M. Gordon 1-23, P. Ricard 1-14, N. Agholor 1-4; CLE: D. Njoku 6-46, J. Ford 5-19, E. Moore 2-20, A. Cooper 1-16, D. Peoples-Jones 1-7, J. Akins 1-6, C. Tillman 1-5, H. Bryant 1-2, M. Goodwin 1-0.



WEEK 6



49ERS 17
BROWNS 19
Oct. 15, 2023
Cleveland Browns Stadium, Cleveland, OH



TEAM	1	2	3	4	F
San Francisco	7	3	0	7	17
Cleveland	0	7	6	6	19

SCORING SUMMARY

TEAM	Q	TIME	PLAY
49ers	1	12:16	C.McCaffrey 13 yd. pass from B.Purdy (J.Moody kick) (5-84, 2:44)
49ers	2	7:54	J.Moody 25 yd. Field Goal (11-76, 6:28)
Browns	2	5:38	K.Hunt 16 yd. run (D.Hopkins kick) (5-83, 2:16)
Browns	3	11:09	D.Hopkins 42 yd. Field Goal (9-48, 3:51)
Browns	3	2:59	D.Hopkins 46 yd. Field Goal (6-18, 2:48)
49ers	4	10:58	J.Mason 8 yd. run (J.Moody kick) (1-8, 0:06)
Browns	4	3:21	D.Hopkins 50 yd. Field Goal (14-43, 7:37)
Browns	4	1:40	D.Hopkins 29 yd. Field Goal (9-63, 1:16)

TEAM STATISTICS


	SF	CLE
FIRST DOWNS:	15	18
TIME OF POSSESSION:	26:57	33:03
TOTAL NET YARDS: (RU/PA):	215 (108/107)	334 (160/192)
SACKS/YARDS	2/18	3/18
PUNTS/AVERAGE:	6/52.3	4/54.5
PENALTIES/YARDS:	12/105	13/119
FUMBLES/LOST:	1/0	1/0

INDIVIDUAL STATISTICS


PASSING: SF: B. Purdy 27-12-125 (1 TD, 1 INT); CLE: P. Walker 34-18-192 (2 INT)
RUSHING: SF: C. McCaffrey 11-43, J. Mason 5-27 (1 TD), R. McCloud 2-23, D. Samuel 2-11, B. Purdy 3-7, E. Mitchell 2-(-3); CLE: J. Ford 17-84, K. Hunt 12-47 (TD), M. Goodwin 1-20, E. Moore 1-8, P. Walker 3-1.
RECEIVING: SF: B. Aiyuk 4-76, C. McCaffrey 3-9 (TD), J. Jennings 2-26, K. Juszczyk 1-9, R. McCloud 1-4, G. Kittle 1-1; CLE: A. Cooper 4-108, E. Moore 4-19, D. Njoku 3-24, K. Hunt 3-24, J. Ford 2-7, Dav. Bell 1-6, M. Goodwin 1-4.



WEEK 7



BROWNS 39
COLTS 38
Oct. 22, 2023
Lucas Oil Stadium, Indianapolis, Ind.



TEAM	1	2	3	4	F
Cleveland	7	20	3	9	39
Indianapolis	14	7	7	10	38

SCORING SUMMARY

TEAM	Q	TIME	PLAY
Browns	1	14:03	J.Ford 69 yd. run (D.Hopkins kick) (3-77, 0:57)
Colts	1	11:38	J.Downs 59 yd. pass from G.Minshew (M.Gay kick) (6-75, 2:25)
Colts	1	4:28	G.Minshew 17 yd. run (M.Gay kick) (6-57, 2:25)
Browns	2	14:22	K.Hunt 2 yd. run (D.Hopkins kick) (5-36, 2:01)
Browns	2	8:38	D.Hopkins 44 yd. Field Goal (4-0, 1:31)
Colts	2	3:51	G.Minshew 4 yd. run (M.Gay kick) (8-75, 4:47)
Browns	2	1:42	T.Fields fumble recovery in end zone (D.Hopkins kick)
Browns	2	0:00	D.Hopkins 54 yd. Field Goal (7-34, 1:17)
Browns	3	9:23	D.Hopkins 54 yd. Field Goal (4-6, 0:53)
Colts	3	5:11	J.Taylor 5 yd. run (M.Gay kick) (8-75, 4:12)
Colts	4	14:09	M.Gay 27 yd. Field Goal (7-41, 3:09)
Browns	4	6:33	D.Hopkins 58 yd. Field Goal (6-17, 2:29)
Colts	4	5:38	M.Pittman 75 yd. pass from G.Minshew (M.Gay kick) (2-75, 0:55)
Browns	4	0:15	K.Hunt 1 yd. run (run failed) (12-80, 2:20)

TEAM STATISTICS

	CLE	IND
FIRST DOWNS:	18	20
TIME OF POSSESSION:	27:29	32:31
TOTAL NET YARDS: (RU/PA):	316 (150/166)	456 (168/288)
SACKS/YARDS	4/17	2/17
PUNTS/AVERAGE:	5/54.4	5/52.0
PENALTIES/YARDS:	4/20	8/67
FUMBLES/LOST:	1/0	4/3

INDIVIDUAL STATISTICS

PASSING: CLE: P. Walker 32-15-178 (1 INT), D. Watson 5-1-5 (1 INT); IND: G. Minshew 23-15-305 (2 TD, 1 INT)
RUSHING: CLE: J. Ford 11-74 (1 TD), K. Hunt 10-31 (2 TD), P. Strong 8-25, M. Goodwin 1-17, P. Walker 3-3; IND: J. Taylor 18-75 (1 TD), Z. Moss 18-57, G. Minshew 3-29 (2 TD), I. McKenzie 1-7
RECEIVING: CLE: D. Njoku 5-54, E. Moore 4-59, A. Cooper 2-22, D. Peoples-Jones 2-22, J. Ford 2-20, M. Goodwin 1-6; IND: J. Downs 5-125 (1 TD), A. Pierce 3-53, J. Taylor 3-45, M. Pittman 2-83 (1 TD), Z. Moss 1-5, M. Alie-Cox 1-(-6).



WEEK 8



BROWNS 20
SEAHAWKS 24
Oct. 29, 2023
Lumen Field, Seattle, WA



TEAM	1	2	3	4	F
Cleveland	7	7	6	0	20
Seattle	17	0	0	7	24

SCORING SUMMARY

TEAM Q TIME PLAY

Seahawks 1 8:53 J.Bobo 3 yd. run (J.Myers kick) (8-80, 3:55) 0 7
Seahawks 1 5:30 T.Lockett 12 yd. pass from G.Smith (J.Myers kick) (6-41, 2:26) 0 14
Browns 1 3:22 D.Njoku 18 yd. pass from P.Walker (D.Hopkins kick) (4-75, 2:08) 7 14
Seahawks 1 0:59 J.Myers 32 yd. Field Goal (6-62, 2:23) 7 17
Browns 2 4:40 K.Hunt 1 yd. run (D.Hopkins kick) (11-67, 5:15) 14 17
Browns 3 7:29 D.Hopkins 25 yd. Field Goal (10-76, 5:49) 17 17
Browns 3 2:50 D.Hopkins 27 yd. Field Goal (9-30, 4:05) 20 17
Seahawks 4 0:38 J.Smith-Njigba 9 yd. pass from G.Smith (J.Myers kick) (5-57, 1:19)

TEAM STATISTICS

	CLE	SEA
FIRST DOWNS:	23	17
TIME OF POSSESSION:	36:40	23:20
TOTAL NET YARDS: (RU/PA):	385 (155/230)	362 (114/248)
SACKS/YARDS	1/6	3/27
PUNTS/AVERAGE:	3/47.3	5/54.8
PENALTIES/YARDS:	4/25	7/43
FUMBLES/LOST:	1/1	1/0

INDIVIDUAL STATISTICS

PASSING: **CLE:** P. Walker 31-15-248 (1 TD, 2 INT), D. Thompson-Robinson 1-1-9; **SEA:** G. Smith 37-23-254 (2 TD, 2 INT)
RUSHING: **CLE:** K. Hunt 14-55 (1 TD), P. Strong 10-41, J. Ford 9-37, P. Walker 6-27, M. Goodwin 1-(-5); **SEA:** K. Walker 8-66, Z. Charbonnet 5-53, J. Bobo 1-3 (TD), G. Smith 2-(-3), D. Eskridge 1-(-5)
RECEIVING: **CLE:** A. Cooper 6-89, D. Njoku 4-77 (TD), E. Moore 5-2, P. Strong 1-41, K. Hunt 1-12, J. Akins 1-6, J. Ford 1-2; **SEA:** T. Lockett 8-81 (TD), D. Metcalf 5-67, J. Smith-Njigba 3-36 (TD), N. Fant 2-32, J. Bobo 2-23, Z. Charbonnet 2-11, K. Walker 1-4



WEEK 9



CARDINALS 0
BROWNS 27
Nov. 5, 2023
Cleveland Browns Stadium, Cleveland, OH



TEAM	1	2	3	4	F
Arizona	0	0	0	0	0
Cleveland	0	13	7	7	27

SCORING SUMMARY

TEAM Q TIME PLAY

Browns 2 14:15 D.Hopkins 30 yd. Field Goal (5-60, 2:46)
Browns 2 6:48 A.Cooper 11 yd. pass from D.Watson (D.Hopkins kick) (11-49, 6:22)
Browns 2 0:00 D.Hopkins 45 yd. Field Goal (9-39, 1:44)
Browns 3 8:07 D.Njoku 5 yd. pass from D.Watson (D.Hopkins kick) (3-11, 1:24)
Browns 4 7:48 K.Hunt 3 yd. run (D.Hopkins kick) (4-56, 2:13)

TEAM STATISTICS


	ARI	CLE
FIRST DOWNS:	7	17
TIME OF POSSESSION:	23:35	36:25
TOTAL NET YARDS: (RU/PA):	58 (41/17)	326 (113/213)
SACKS/YARDS	1/6	7/41
PUNTS/AVERAGE:	9/51.1	7/58.6
PENALTIES/YARDS:	4/40	6/65
FUMBLES/LOST:	1/1	0/0

INDIVIDUAL STATISTICS


PASSING: **ARI:** C. Tune 20-11-58 (2 INT); **CLE:** D. Watson 30-19-219 (2 TD)
RUSHING: **ARI:** C. Tune 5-28, K. Ingram 9-8, R. Moore 4-3, T. Jones 3-2; **CLE:** J. Ford 20-44, K. Hunt 14-38 (1 TD), D. Watson 3-22, P. Strong 3-9.
RECEIVING: **ARI:** M. Brown 4-24, T. McBride 3-22, T. Jones 2-5, R. Moore 1-5, G. Dortch 1-2; **CLE:** A. Cooper 5-139 (1 TD), J. Ford 5-33, D. Njoku 4-26 (1 TD), E. Moore 2-14, J. Akins 1-11, C. Tillman 1-3, P. Strong 1-(-7).



WEEK 10



BROWNS 33
RAVENS 31
Nov. 12, 2023
MGT Bank Stadium, Baltimore, MD



TEAM	1	2	3	4	F
Cleveland	3	6	8	16	33
Baltimore	17	0	7	7	31

SCORING SUMMARY

TEAM	Q	TIME	PLAY
Ravens	1	14:20	K.Hamilton 18 yd. interception return (J.Tucker kick)
Ravens	1	10:13	K.Mitchell 39 yd. run (J.Tucker kick) (5-79, 2:38)
Browns	1	7:27	D.Hopkins 36 yd. Field Goal (10-49, 2:46)
Ravens	1	3:29	J.Tucker 37 yd. Field Goal (8-56, 3:58)
Browns	2	7:30	D.Hopkins 28 yd. Field Goal (12-70, 7:16)
Browns	2	1:02	D.Hopkins 23 yd. Field Goal (6-33, 1:12)
Ravens	3	12:29	O.Beckham 40 yd. pass from L.Jackson (J.Tucker kick) (6-78, 2:31)
Browns	3	2:20	K.Hunt 3 yd. run (D.Watson run) (17-75,10:09)
Ravens	4	11:34	G.Edwards 1 yd. run (J.Tucker kick) (7-12, 3:17)
Browns	4	8:57	E.Moore 10 yd. pass from D.Watson (D.Hopkins kick) (6-75, 2:37)
Browns	4	8:16	G.Newsome 34 yd. interception return (kick failed, wl)
Browns	4	0:00	D.Hopkins 40 yd. Field Goal (12-58, 4:55)


TEAM STATISTICS	CLE	BAL
FIRST DOWNS:	24	17
TIME OF POSSESSION:	34:15	25:45
TOTAL NET YARDS: (RU/PA):	373 (178/195)	306 (106/200)
SACKS/YARDS	3/23	4/18
PUNTS/AVERAGE:	2/44.5	3/53.7
PENALTIES/YARDS:	4/25	7/43
FUMBLES/LOST:	1/1	1/0

INDIVIDUAL STATISTICS


PASSING: CLE: D. Watson 34-20-213 (1 TD, 1 INT); P. Walker 1-0-0; BAL: L. Jackson 23-13-223 (1 TD, 2 INT)
RUSHING: CLE: J. Ford 17-107, D. Watson 8-37, K. Hunt 10-32 (TD), H. Bryant 1-2; BAL: L. Jackson 8-41, K. Mitchell 3-34 (TD), G. Edwards 11-24 (TD), J. Hill 2-7.
RECEIVING: CLE: A. Cooper 6-98, D. Njoku 6-58, E. Moore 5-44, J. Akins 1-8, H. Bryant 1-3, J. Ford 1-2; BAL: Z. Flowers 5-73, M. Andrews 2-44, R. Bateman 2-25, O. Beckham 1-40 (TD), K. Mitchell 1-32, I. Likely 1-5, G. Edwards 1-4.



WEEK 11



STEELERS 10
BROWNS 13
Nov. 19, 2023
Cleveland Browns Stadium, Cleveland, OH



TEAM	1	2	3	4	F
Pittsburgh	0	0	7	3	10
Cleveland	7	3	0	3	13

SCORING SUMMARY

TEAM	Q	TIME	PLAY
Browns	1	4:35	J.Ford 1 yd. run (D.Hopkins kick) (7-50, 3:49)
Browns	2	0:05	D.Hopkins 25 yd. Field Goal (17-77, 5:24)
Steelers	3	14:10	J.Warren 74 yd. run (C.Boswell kick) (2-75, 0:50)
Steelers	4	7:40	C.Boswell 28 yd. Field Goal (13-62, 7:10)
Browns	4	0:02	D.Hopkins 34 yd. Field Goal (8-48, 1:16)


TEAM STATISTICS	PIT	CLE
FIRST DOWNS:	12	20
TIME OF POSSESSION:	28:33	31:27
TOTAL NET YARDS: (RU/PA):	249 (172/77)	259 (96/163)
SACKS/YARDS	1/2	3/29
PUNTS/AVERAGE:	9/39.4	8/47.5
PENALTIES/YARDS:	6/46	1/10
FUMBLES/LOST:	0/0	0/0

INDIVIDUAL STATISTICS


PASSING: PIT: K. Pickett 28-15-106; CLE: D. Thompson-Robinson 43-24-165 (1 INT)
RUSHING: PIT: J. Warren 9-129 (1 TD), N. Harris 12-35, K. Pickett 4-9, G. Pickens 1-(-1); CLE: J. Ford 12-31 (1 TD), K. Hunt 12-36, D. Thompson-Robinson 3-20, C. Tillman 1-8, P. Strong 1-1.
RECEIVING: PIT: G. Picken 4-38, A. Robinson 3-20, J. Warren 3-16, D. Johnson 2-16, D. Washington 1-8, P. Freiermuth 1-7, N. Harris 1-1; CLE: D. Njoku 7-56, E. Moore 6-60, A. Cooper 4-34, K. Hunt 3-1, J. Ford 2-8, P. Strong 1-4, C. Tillman 1-2.



WEEK 12



**BROWNS 12
BRONCOS 29**
Nov. 26, 2023
Mile High Stadium, Denver, CO



TEAM	1	2	3	4	F
Cleveland	0	6	6	0	12
Denver	7	7	3	12	29

SCORING SUMMARY
TEAM Q TIME PLAY


Broncos 1 8:14 S.Perine 3 yd. run (W.Lutz kick) (9-80, 5:21)
Broncos 2 11:11 R.Wilson 2 yd. run (W.Lutz kick) (13-80, 5:52)
Browns 2 5:59 D.Hopkins 36 yd. Field Goal (13-57, 5:12)
Browns 2 0:22 D.Hopkins 24 yd. Field Goal (11-67, 2:42)
Browns 3 6:42 H.Bryant 2 yd. pass from D.Thompson-Robinson (pass failed) (13-79, 6:24)
Broncos 3 1:25 W.Lutz 23 yd. Field Goal (9-70, 5:17)
Broncos 4 13:29 A.Trautman 8 yd. pass from R.Wilson (W.Lutz kick) (4-20, 1:25)
Broncos 4 4:19 W.Lutz 34 yd. Field Goal (7-42, 4:05)
Broncos 4 2:19 P.Walker sacked in end zone by Z.Allen, N.Bonitto for a Safety

TEAM STATISTICS	CLE	DEN
FIRST DOWNS:	19	17
TIME OF POSSESSION:	27:12	32:48
TOTAL NET YARDS: (RU/PA):	269 (107/162)	294 (169/125)
SACKS/YARDS	1/9	4/28
PUNTS/AVERAGE:	3/60.3	5/45.2
PENALTIES/YARDS:	8/66	8/71
FUMBLES/LOST:	5/3	2/1


INDIVIDUAL STATISTICS
PASSING: CLE: D. Thompson-Robinson 29-14-134 (1 TD); P. Walker 13-6-56 DEN: R. Wilson 22-13-134
RUSHING: CLE: J. Ford 9-65, K. Hunt 7-22, D. Thompson-Robinson 1-21; DEN: J. Williams 18-65, S. Perine 7-55, R. Wilson 11-34, M. Mims 1-11, J. McLaughlin 2-4.
RECEIVING: CLE: D. Njoku 6-59, C. Tillman 4-55, J. Ford 4-14, E. Moore 3-44, A. Cooper 2-16, H. Bryant 1-2; DEN: C. Sutton 3-61, J. Williams 3-6, M. Mims 2-24, J. Jeudy 2-11, L. Humphrey 1-13, S. Perine 1-11, A. Trautman 1-8.



WEEK 13



**BROWNS 19
RAMS 36**
Dec. 3, 2023
SoFi Stadium, Inglewood, CA



TEAM	1	2	3	4	F
Cleveland	7	3	3	6	19
Los Angeles	10	3	7	16	36

SCORING SUMMARY
TEAM Q TIME PLAY

Browns 1 10:18 J.Ford 24 yd. pass from J.Flacco (D.Hopkins kick) (9-75, 4:42)
Rams 1 6:28 L.Havrisik 44 yd. Field Goal (7-49, 3:50)
Rams 1 3:59 P.Nacua 70 yd. pass from M.Stafford (L.Havrisik kick) (2-79, 0:49)
Browns 2 2:06 D.Hopkins 40 yd. Field Goal (7-58, 2:31)
Rams 2 0:00 L.Havrisik 28 yd. Field Goal (13-66, 2:06)
Browns 3 4:58 D.Hopkins 24 yd. Field Goal (15-74, 7:34)
Rams 3 0:39 D.Robinson 7 yd. pass from M.Stafford (L.Havrisik kick) (7-75, 4:19)
Browns 4 8:49 H.Bryant 8 yd. pass from J.Flacco (kick failed, wr) (13-75, 6:50)
Rams 4 3:48 C.Kupp 3 yd. pass from M.Stafford (L.Havrisik kick) (5-24, 2:44)
Rams 4 1:56 K.Williams 1 yd. run (L.Havrisik kick) (5-30, 0:33)
Rams 4 0:36 J.Flacco sacked in end zone by K.Turner, A.Donald for a Safety

TEAM STATISTICS	CLE	LAR
FIRST DOWNS:	20	20
TIME OF POSSESSION:	34:03	25:47
TOTAL NET YARDS: (RU/PA):	327 (87/240)	399 (120/279)
SACKS/YARDS	0/0	2/14
PUNTS/AVERAGE:	5/47.2	5/58.6
PENALTIES/YARDS:	7/86	7/45
FUMBLES/LOST:	0/0	0/0

INDIVIDUAL STATISTICS
PASSING: CLE: J. Flacco 44-23-253 (2 TD, 1 INT); LAR: M. Stafford 37-22-279 (3 TD).
RUSHING: CLE: K. Hunt 12-48, P. Strong 2-20, J. Ford 9-19; LAR: K. Williams 21-88 (TD), P. Nacua 2-34, R. Freeman 1-0, M. Stafford 1-(-2).
RECEIVING: CLE: H. Bryant 5-49 (TD), E. Moore 4-83, A. Cooper 3-34, J. Ford 3-33, C. Tillman 2-20, D. Njoku 2-17, Dav. Bell 2-12, J. Akins 1-6; LAR: C. Kupp 6-39 (TD), P. Nacua 4-105 (TD), D. Robinson 4-55 (TD), K. Williams 3-24, T. Higbee 2-35, B. Skowronek 2-12, T. Atwell 1-9.=



WEEK 14



JAGUARS 27
BROWNS 31
Dec. 10, 2023

Cleveland Browns Stadium, Cleveland, OH



TEAM	1	2	3	4	F
Jacksonville	0	7	7	13	27
Cleveland	7	7	7	10	31

SCORING SUMMARY

TEAM	Q	TIME	PLAY
Browns	1	11:39	D.Njoku 34 yd. pass from J.Flacco (D.Hopkins kick) (6-75, 3:21) 0 7
Browns	2	13:40	D.Njoku 30 yd. pass from J.Flacco (D.Hopkins kick) (4-72, 1:25) 0 14
Jaguars	2	6:14	E.Engram 10 yd. pass from T.Lawrence (B.McManus kick) (2-12, 0:39)
Browns	3	9:39	K.Hunt 4 yd. run (D.Hopkins kick) (7-22, 4:25) 7 21
Jaguars	3	4:59	T.Etienne 1 yd. run (B.McManus kick) (6-25, 2:27) 14 21
Browns	4	12:34	Dav.Bell 41 yd. pass from J.Flacco (D.Hopkins kick) (4-48, 1:36) 14 28
Jaguars	4	8:52	P.Washington 19 yd. pass from T.Lawrence (B.McManus kick) (9-75, 3:42)
Browns	4	3:10	D.Hopkins 55 yd. Field Goal (4-0, 0:20) 21 31
Jaguars	4	1:33	E.Engram 2 yd. pass from T.Lawrence (pass failed) (9-75, 1:37)

TEAM STATISTICS

	JAX	CLE
FIRST DOWNS:	20	16
TIME OF POSSESSION:	28:11	31:49
TOTAL NET YARDS: (RU/PA):	293 (58/235)	389 (82/307)
SACKS/YARDS	4/22	1/4
PUNTS/AVERAGE:	7/45.9	8/51.5
PENALTIES/YARDS:	7/40	8/75
FUMBLES/LOST:	1/1	2/2

INDIVIDUAL STATISTICS

PASSING: JAX: T. Lawrence 50-28-257 (3 TD, 3 INT); CLE: J. Flacco 45-26-311 (3 TD, 1 INT).
RUSHING: JAX: T. Etienne 14-35 (TD), D. Johnson 3-12, T. Lawrence 3-11; CLE: J. Ford 12-51, K. Hunt 10-27 (TD), D. Thompson-Robinson 1-5, P. Strong 1-0, J. Flacco 4-(-1).
RECEIVING: JAX: E. Engram 11-95 (2 TD), Z. Jones 5-29, C. Ridley 4-53, T. Etienne 4-37, P. Washington 2-27 (TD), D. Johnson 2-16; CLE: A. Cooper 7-77, D. Njoku 6-91 (2 TD), J. Ford 5-31, E. Moore 3-42, C. Tillman 2-23, Dav. Bell 1-41 (TD), K. Hunt 1-3, J. Akins 1-3.



WEEK 15



BEARS 17
BROWNS 20
Dec. 17, 2023

Cleveland Browns Stadium, Cleveland, OH



TEAM	1	2	3	4	F
Chicago	0	7	10	0	17
Cleveland	0	7	0	13	20

SCORING SUMMARY

TEAM	Q	TIME	PLAY
Bears	2	10:54	C.Kmet 5 yd. pass from J.Fields (C.Santos kick) (4-1, 2:23)
Browns	2	3:48	D.Njoku 2 yd. pass from J.Flacco (D.Hopkins kick) (12-84, 7:06)
Bears	3	13:50	T.Edmunds 45 yd. interception return (C.Santos kick)
Bears	3	7:07	C.Santos 41 yd. Field Goal (9-47, 4:38)
Browns	4	12:27	D.Hopkins 33 yd. Field Goal (6-52, 2:29)
Browns	4	3:08	A.Cooper 51 yd. pass from J.Flacco (D.Hopkins kick) (6-80, 2:10)
Browns	4	0:32	D.Hopkins 34 yd. Field Goal (8-63, 1:18)

TEAM STATISTICS

	CHI	CLE
FIRST DOWNS:	12	14
TIME OF POSSESSION:	29:00	31:00
TOTAL NET YARDS: (RU/PA):	236 (88/148)	377 (29/348)
SACKS/YARDS	4/31	3/18
PUNTS/AVERAGE:	10/44.8	9/43.3
PENALTIES/YARDS:	4/19	9/48
FUMBLES/LOST:	4/1	1/0

INDIVIDUAL STATISTICS

PASSING: CHI: J. Fields 40-19-166 (1 TD, 2 INT); CLE: J. Flacco 44-28-374 (2 TD, 3 INT).
RUSHING: CHI: R. Johnson 5-36, J. Fields 7-30, V. Jones 2-23, K. Herbert 6-8, T. Scott 1-(-3), D. Foreman 6-(-6); CLE: J. Ford 8-20, K. Hunt 7-8, P. Strong 2-2, J. Flacco 1-(-1).
RECEIVING: CHI: C. Kmet 5-23 (TD), D. Moore 4-52, R. Johnson 4-24, T. Scott 3-49, D. Mooney 2-14, K. Herbert 1-4; CLE: D. Njoku 10-104 (TD), A. Cooper 4-109 (TD), C. Tillman 4-52, J. Ford 4-11, E. Moore 2-17, M. Goodwin 1-57, K. Hunt 1-12, J. Akins 1-8.



WEEK 16



BROWNS 36
TEXANS 22
Dec. 24, 2023
NRG Stadium, Houston, TX



TEAM	1	2	3	4	F
Cleveland	7	15	6	8	36
Houston	0	7	0	15	22

SCORING SUMMARY

TEAM	Q	TIME	PLAY
Browns	1	13:18	J.Ford 4 yd. run (D.Hopkins kick) (4-59, 1:42) 7 0
Browns	2	12:04	A.Cooper 75 yd. pass from J.Flacco (D.Hopkins kick) (3-90, 1:32)
Texans	2	11:51	D.Pierce 98 yd. kickoff return (K.Fairbairn kick) (0-0, 0:13)
Browns	2	4:16	D.Njoku 21 yd. pass from J.Flacco (D.Thompson-Robinson run) (6-50, 2:51)
Browns	3	2:35	A.Cooper 7 yd. pass from J.Flacco (run failed) (18-94, 9:39)
Browns	4	12:31	K.Hunt 1 yd. run (J.Flacco-A.Cooper pass) (10-51, 4:06)
Texans	4	6:08	N.Collins 5 yd. pass from D.Mills (D.Mills-N.Collins pass) (10-61, 1:58)
Texans	4	4:12	A.Beck 1 yd. pass from D.Mills (K.Fairbairn kick) (9-53, 1:56)

TEAM STATISTICS

	CLE	HOU
FIRST DOWNS:	26	20
TIME OF POSSESSION:	33:34	26:26
TOTAL NET YARDS: (RU/PA):	418 (54/364)	250 (72/178)
SACKS/YARDS	3/33	1/10
PUNTS/AVERAGE:	3/49.3	6/44.3
PENALTIES/YARDS:	9/55	10/76
FUMBLES/LOST:	0/0	1/0

INDIVIDUAL STATISTICS

PASSING: CLE: J. Flacco 42-27-368 (3 TD, 2 INT), D. Thomspon-Robinson 2-1-6; HOU: D. Mills 32-15-149 (2 TD), C. Keenum 17-11-62 (2 INT).

RUSHING: CLE: J. Ford 15-25 (TD), P. Strong 5-22, K. Hnt 7-11 (TD), J. Flacco 2-1, D. Thompson-Robinson 1-(-5); HOU: D. Singletary 9-44, D. Mills 2-9, R. Woods 1-7, D. Pierce 3-6, D. Ogunbowale 1-6.

RECEIVING: CLE: A. Cooper 11-2265 (2 TD), D. Njoku 6-44 (TD), E. Moore 2-19, J. Akins 2-18, C. Tillman 2-13, K. Hunt 2-5, Dav. Bell 1-6, H. Bryant 1-6, J. Ford 1-(-2); HOU: D. Schultz 8-61, N. Collins 4-18 (TD), N. Brown 3-38, D. Singletary 3-19, B. Jordan 2-27, R. Woods 2-14, A. Beck 2-6, X. Hutchinson 1-18, D. Pierce 1-10.



WEEK 17



JETS 20
BROWNS 37
Dec. 28, 2023
Cleveland Browns Stadium, Cleveland, OH



TEAM	1	2	3	4	F
New York	7	10	0	3	20
Cleveland	20	14	0	3	37

SCORING SUMMARY

TEAM	Q	TIME	PLAY
Browns	1	11:10	J.Ford 7 yd. pass from J.Flacco (R.Patterson kick) (7-75, 3:50)
Jets	1	8:06	Bre.Hall 21 yd. pass from T.Siemian (G.Zuerlein kick) (6-75, 3:04)
Browns	1	4:43	K.Hunt 7 yd. run (kick failed, wr) (7-75, 3:23)
Browns	1	2:01	R.Hickman 30 yd. interception return (R.Patterson kick)
Browns	2	6:15	E.Moore 8 yd. pass from J.Flacco (R.Patterson kick) (10-79, 5:32)
Jets	2	2:02	J.Johnson 37 yd. interception return (G.Zuerlein kick)
Browns	2	1:25	J.Ford 50 yd. pass from J.Flacco (R.Patterson kick) (3-75, 0:37)
Jets	2	0:00	G.Zuerlein 46 yd. Field Goal (6-47, 1:25)
Jets	4	8:50	G.Zuerlein 44 yd. Field Goal (7-9, 3:05)
Browns	4	2:54	R.Patterson 33 yd. Field Goal (6-18, 2:27)

TEAM STATISTICS

	NYJ	CLE
FIRST DOWNS:	17	20
TIME OF POSSESSION:	31:51	28:09
TOTAL NET YARDS: (RU/PA):	360 (107/253)	428 (127/301)
SACKS/YARDS	1/8	2/8
PUNTS/AVERAGE:	5/42.6	3/51.7
PENALTIES/YARDS:	12/74	4/26
FUMBLES/LOST:	1/1	4/2

INDIVIDUAL STATISTICS

PASSING: NYJ: T. Siemian 45-32-261 (1 TD, 1 INT); CLE: J. Flacco 29-19-309 (3 TD, 1 INT).

RUSHING: NYJ: Bre. Hall 13-84, T. Siemian 4-13, X. Gipson 1-8, I. Abanikanda 2-3, G. Wilson 1-(-1); CLE: J. Ford 12-64, K. Hunt 10-31 (TD), P. Strong 4-29, J. Flacco 2-3.

RECEIVING: NYJ: Bre. Hall 9-42 (TD), G. Wilson 5-50, T. Conklin 5-45, X. Gipson 4-33, I. Abanikanda 4-27, K. Yeboah 2-28, J. Brownlee 2-28, N. Bawden 1-8; CLE: D. Njoku 6-134, E. Moore 5-61 (TD), J. Ford 2-57 (2 TD), H. Bryant 2-14, Dav. Bell 2-7, J. Akins 1-28, C. Tillman 1-8.



WEEK 18



BROWNS 14
BENGALS 31
Jan. 7, 2024
Paycor Stadium, Cincinnati, OH



TEAM	1	2	3	4	F
Cleveland	0	0	0	14	14
Cincinnati	14	10	7	0	31

SCORING SUMMARY

TEAM Q TIME PLAY

Bengals	1	6:07	J.Mixon 1 yd. run (E.McPherson kick) (7-60, 4:03)
Bengals	1	0:48	J.Mixon 6 yd. pass from J.Browning (E.McPherson kick) (5-67, 3:03)
Bengals	2	9:19	A.Iosivas 3 yd. pass from J.Browning (E.McPherson kick) (8-75, 5:25)
Bengals	2	1:55	E.McPherson 45 yd. Field Goal (4-7, 1:19) 0 24
Bengals	3	3:32	A.Iosivas 7 yd. pass from J.Browning (E.McPherson kick) (14-99, 8:12)
Browns	4	8:45	Dav.Bell 31 yd. pass from J.Driskel (R.Patterson kick) (5-55, 2:08)
Browns	4	2:34	Dav.Bell 24 yd. pass from J.Driskel (R.Patterson kick) (9-75, 3:58)

TEAM STATISTICS

	CLE	CIN
FIRST DOWNS:	13	22
TIME OF POSSESSION:	24:14	35:46
TOTAL NET YARDS: (RU/PA):	244 (104/140)	328 (183/145)
SACKS/YARDS	3/31	3/26
PUNTS/AVERAGE:	7/47.9	6/45.7
PENALTIES/YARDS:	7/35	1/10
FUMBLES/LOST:	0/0	1/0

INDIVIDUAL STATISTICS

PASSING: CLE: J. Driskel 26-13-166 (2 TD, 2 INT); CIN: J. Browning 24-18-156 (3 TD, 1 INT); A. McCarron 4-3-20.

RUSHING: CLE: P. Strong 14-65, J. Driskel 7-33, J. Ford 3-6; CIN: J. Mixon 14-111 (TD), C. Brown 11-43, J. Browning 2-18, C. Jones 2-13, T. Williams 1-(-2).

RECEIVING: CLE: Dav. Bell 4-68 (2 TD), C. Tillman 3-43, J. Akins 3-24, J. Ford 2-26, K. Hunt 1-5; CIN: A. Iosivas 5-36 (2 TD), J. Chase 4-19, C. Jones 3-49, T. Irwin 2-34, T. Hudson 2-11, D. Sample 2-7, C. Brown 1-10, J. Mixon 1-6 (TD), T. Boyd 1-4.



AFC WILD CARD ROUND



BROWNS 14
TEXANS 45
Jan. 13, 2024
NRG Stadium, Houston, TX



TEAM	1	2	3	4	F
Cleveland	7	7	0	0	14
Houston	10	14	14	7	45

SCORING SUMMARY

TEAM Q TIME PLAY

Texans	1	5:29	K.Fairbairn 21 yd. Field Goal (7-43, 2:54)
Browns	1	2:09	K.Hunt 1 yd. run (R.Patterson kick) (6-75, 3:20)
Texans	1	0:11	N.Collins 15 yd. pass from C.Stroud (K.Fairbairn kick) (4-75, 1:58)
Browns	2	12:18	K.Hunt 11 yd. pass from J.Flacco (R.Patterson kick) (6-75, 2:53)
Texans	2	12:00	B.Jordan 76 yd. pass from C.Stroud (K.Fairbairn kick) (1-76, 0:18)
Texans	2	1:11	D.Schultz 37 yd. pass from C.Stroud (K.Fairbairn kick) (8-71, 4:33)
Texans	3	6:05	S.Nelson 82 yd. interception return (K.Fairbairn kick)
Texans	3	4:06	C.Harris 36 yd. interception return (K.Fairbairn kick)
Texans	4	13:27	D.Singletery 19 yd. run (K.Fairbairn kick) (6-50, 3:00)

TEAM STATISTICS

	CLE	HOU
FIRST DOWNS:	18	14
TIME OF POSSESSION:	35:26	24:34
TOTAL NET YARDS: (RU/PA):	324 (56/268)	356 (76/280)
SACKS/YARDS	0/0	4/39
PUNTS/AVERAGE:	4/44.0	4/46.0
PENALTIES/YARDS:	4/32	3/20
FUMBLES/LOST:	0/0	0/0

INDIVIDUAL STATISTICS

PASSING: CLE: J. Flacco 46-34-307 (TD, 2 INT); HOU: C. Stroud 21-16-274 (3 TD); D. Mills 1-1-6.

RUSHING: CLE: K. Hunt 8-26 (TD), J. Ford 9-17, J. Flacco 3-13; HOU: D. Singletery 13-66 (TD), D. Metchie 1-9, N. Collins 1-4, C. Stroud 1-1, D. Pierce 3-0, D. Mills 3-(-4).

RECEIVING: CLE: Dav. Bell 8-54, D. Njoku 7-93, K. Hunt 5-9 (TD), H. Bryant 4-65, A. Cooper 4-59, J. Ford 4-15, E. Moore 2-12; HOU: N. Collins 6-96 (TD), J. Metchie 3-44, D. Singletery 3-4, X. Hutchinson 2-12, B. Jordan 1-76 (TD), D. Schultz 1-37 (TD), R. Woods 1-11.



2023 BROWNS W-L RECORD BREAKDOWN

	2023 SEASON				2022 SEASON			
	OVERALL	VS. AFCN	HOME	ROAD	OVERALL	VS. AFCN	HOME	ROAD
Overall	11-6	3-3	8-1	3-5	7-10	3-3	4-4	3-6
On grass	9-3	3-2	8-1	1-2	5-7	3-2	4-4	1-3
On artificial surfaces	2-3	0-1	0-0	2-3	2-3	0-1	0-0	2-3
When scoring first	8-1	2-0	7-0	2-1	6-7	3-2	4-3	2-4
When opponent scores first	3-5	1-3	2-1	1-4	1-3	0-1	0-1	1-2
In overtime	0-0	0-0	0-0	0-0	1-0	0-0	1-0	0-0
When leading after first quarter	6-0	2-0	5-0	1-0	5-4	2-1	3-2	2-2
When leading at halftime	8-0	2-0	6-0	2-0	4-2	2-0	2-2	2-0
When leading after third quarter	7-2	2-1	7-0	1-2	6-2	3-0	3-2	3-0
When trailing after first quarter	3-6	1-3	1-1	2-5	1-2	0-1	0-0	1-2
When trailing at halftime	3-6	1-3	1-1	1-5	2-6	1-3	1-1	1-5
When trailing after third quarter	3-4	1-2	0-1	2-3	1-7	0-3	1-2	0-5
When tied at halftime	1-0	0-0	1-0	0-0	1-2	0-0	1-1	0-1
On Sunday	10-3	3-2	8-1	2-4	4-9	0-3	1-3	3-6
On Monday	0-1	0-1	0-0	0-1	1-0	1-0	1-0	0-0
On Thursday	1-0	0-0	1-0	0-0	1-0	1-0	1-0	0-0
On Saturday	0-0	0-0	0-0	0-0	1-1	1-0	1-1	0-0
Day games (before 5 p.m.)	10-5	2-2	8-1	1-4	5-10	1-3	2-4	3-6
Night games (after 5 p.m.)	1-1	0-1	1-0	0-1	2-0	2-0	2-0	0-0
When CLE had 100-yard rusher	2-1	2-1	1-0	1-1	5-2	2-0	3-1	2-1
When CLE had 100-yard receiver	6-0	0-0	5-0	1-0	3-3	2-1	2-1	1-2
When CLE had 300-yard passer	4-0	0-0	4-0	0-0	0-1	0-0	0-0	0-1
When OPP had 100-yard rusher	1-1	1-1	1-0	0-1	1-2	1-0	1-1	0-1
When OPP had 100-yard receiver	1-2	0-1	1-0	1-2	2-3	0-1	1-2	1-1
When OPP had 300-yard passer	1-0	0-0	0-0	1-0	0-2	0-0	0-2	0-0

2023 REPLAYS AND CHALLENGES

{2023 BROWNS CHALLENGES}

BROWNS CHALLENGES (2/5)

DATE	OPP.	TIME	INITIAL CALL	DECISION
10/16	SF	1:18 (Q1)	Browns P. Walker right guard to CLV 43 for no gain	Call reversed
11/19	PIT	4:38 (Q1)	Browns J.Ford right guard to PIT 1 for no gain	Call reversed, touchdown
11/19	PIT	5:32 (Q3)	Steelers K.Pickett left guard to PIT 30 for 1 yard	Call upheld for a first down
12/3	LAR	2:29 (Q4)	Rams M. Stafford pass short right to D. Robinson ran ob at CLV 15 for 15 yards	Call upheld for a complete pass
12/17	CHI	4:05 (1Q)	Bears J. Fields pass deep left to D. More ran ob at CLV 46 for 27 yards	Call upheld for a complete pass

OPPONENT CHALLENGES (4/7)

DATE	OPP.	TIME	INITIAL CALL	DECISION
9/18	PIT	0:22 (Q1)	Browns D. Watson left guard to PIT 42 for 1 yard	Call reversed, third down
9/18	PIT	15:00 (Q4)	Browns D. Watson pass deep left to A. Cooper at CLV 23 for 18 yards	Call upheld for a complete pass
10/16	SF	4:32 (Q1)	Browns P. Walker pass short right to A. Cooper to SF 29 for 11 yards	Call upheld for a complete pass
11/26	DEN	13:37 (Q4)	Broncos R.Wilson pass incomplete short right to A.Trautman	Call reversed, touchdown
12/3	LAR	4:37 (Q2)	Browns J. Flacco pass deep right to E. Moore ran ob at LA 38 for 42 yards	Call upheld for a complete pass
12/3	LAR	9:40 (Q3)	Browns J. Flacco pass short right to D. Njoku to LA 25 for 26 yards	Call reversed, incomplete pass
12/10	JAX	5:02 (Q3)	Jaguars T. Etienne right guard to CLV 1 for no gain	Call reversed, touchdown

2023 STARTING LINEUPS AND INACTIVES

OFFENSIVE GAME-BY-GAME STARTERS

GAME	OPP.	WR	LT	LG	C	RG	RT	TE	TE	WR	QB	RB
9/10	CIN	A. Cooper	J. Wills	J. Bitonio	E. Pocic	W. Teller	J. Conklin	D. Njoku	D. Peoples-Jones(WR)	E. Moore	D. Watson	N. Chubb
9/18	at PIT	J. Akins (TE)	J. Wills	J. Bitonio	E. Pocic	W. Teller	D. Jones	H. Bryant	D. Njoku	A. Cooper	D. Watson	N.Chubb
9/24	TEN	A. Cooper	J. Wills	J. Bitonio	E. Pocic	W. Teller	D. Jones	D. Njoku	H. Bryant	D. Peoples-Jones	D. Watson	J. Ford
10/1	BAL	A. Cooper	J. Wills	J. Bitonio	E. Pocic	W. Teller	D. Jones	D. Njoku	E. Moore (WR)	D. Peoples-Jones	D. Thompson-Robinson	J. Ford
10/15	SF	A. Cooper	J. Wills	M. Dunn	E. Pocic	W. Teller	D. Jones	D. Njoku	E. Moore (WR)	D. Peoples-Jones	P. Walker	K. Hunt
10/22	at IND	J. Akins (TE)	J. Wills	J. Bitonio	E. Pocic	W. Teller	D. Jones	D. Njoku	H. Bryant	A. Cooper`	D. Watson	J. Ford
10/29	at SEA	D. Njoku (TE)	J. Wills	J. Bitonio	E. Pocic	W. Teller	D. Jones	E. Moore (WR)D.	Peoples Jones(WR)	A. Cooper	P. Walker	K. Hunt
11/5	ARI	H. Bryant (TE)	J. Wills	J. Bitonio	E. Pocic	W. Teller	D. Jones	D. Njoku	E. Moore (WR)	A. Cooper	D. Watson	J. Ford
11/12	at BAL	A. Cooper	G. Christian	J. Bitonio	E. Pocic	W. Teller	J. Hudson	D. Njoku	H. Bryant	J. Akins (TE)	D. Watson	J. Ford
11/19	PIT	E. Moore	C. Tillman (WR)	D. Njoku (TE)	G. Christian (LT)	J. Bitonio (LG)	E. Pocic (C)	W. Teller (RG)	J. Hudson (RT)	A. Cooper	D. Thompson-Robinson	J. Ford
11/26	at DEN	C. Tillman	G. Christian	J. Bitonio	E. Pocic	W. Teller	D. Jones	D. Njoku	A. Cooper	E. Moore	D. Thompson-Robinson	J. Ford
12/3	at LAR	A. Cooper	D. Njoku (TE)	G. Christian (LT)	J. Bitonio (LG)	E. Pocic (C)	W. Teller (RG)	D. Jones (RT)	J. Akins	H. Bryant (TE)	J. Flacco	J. Ford
12/10	JAX	D. Njoku (TE)	H. Bryant (TE)	G. Christian (LT)	J. Bitonio (LG)	E. Pocic (C)	W. Teller (RG)	J. Hudson (RT)	A. Cooper (WR)	E. Moore	J. Flacco	J. Ford
12/17	CHI	A. Cooper	E. Moore (WR)	G. Christian (LT)	J. Bitonio (LG)	N. Harris (C)	W. Teller (RG)	J. Hudson (RT)	D. Njoku	H. Bryant (TE)	J. Flacco	J. Ford
12/24	at HOU	A. Cooper	Dav. Bell (WR)	G. Christian (LT)	J. Bitonio (LG)	E. Pocic (C)	W. Teller (RG)	J. Hudson (RT)	D. Njoku	E. Moore	J. Flacco	J. Ford
12/28	NYJ	C. Tillman	D. Njoku (TE)	Dav. Bell (WR)	G. Christian (LT)	J. Bitonio (LG)	E. Pocic (C)	W. Teller (RG)	J. Hudson (RT)	E. Moore	J. Flacco	J. Ford
1/7	at CIN	J. Proche	Dav. Bell (WR)	G. Christian (LT)	M. Dunn (LG)	N. Harris (C)	L. Wypler (RG)	J. Hudson (RT)	H. Bryant	J. Driskel (QB)	P. Strong (RB)	E. Moore

DEFENSIVE GAME-BY-GAME STARTERS

GAME	OPP.	DE	DT	DT	DE	LB	LB	CB	CB	SS	FS	S
9/10	CIN	M. Garrett	D. Tomlinson	J. Elliott	Z. Smith	J. Owusu-Koramoah	A. Walker	G. Newsome	D. Ward	G. Delpit	R. McLeod	M. Emerson (DB)
9/18	at PIT	M. Garrett	D. Tomlinson	J. Elliott	Z. Smith	S. Takitaki (SAM)	A. Walker	G. Newsome	D. Ward	G. Delpit	J. Thornhill	S. Harris (DT)
9/24	TEN	M. Garrett	J. Elliott	D. Tomlinson	Z. Smith	J. Owusu-Koramoah	A. Walker	S. Takitaki (LB)	D. Ward	G. Delpit	J. Thornhill	M. Emerson (CB)
10/1	BAL	M. Garrett	J. Elliott	D. Tomlinson	Z. Smith	J. Owusu-Koramoah	A. Walker	G. Newsome	D. Ward	G. Delpit	J. Thornhill	R. McLeod (DB)
10/15	SF	M. Garrett	J. Elliott	D. Tomlinson	Z. Smith	J. Owusu-Koramoah	A. Walker	G. Newsome	D. Ward	G. Delpit	J. Thornhill	R. McLeod (DB)
10/22	at IND	M. Garrett	J. Elliott	S. Harris	D. Tomlinson (DT)	Z. Smith (DE)	A. Walker	G. Newsome	M. Emerson	D. Ward (CB)	G. Delpit (SS)	J. Thornhill
10/29	at SEA	M. Garrett	J. Elliott	D. Tomlinson	Z. Smith	A. Walker	G. Newsome (CB)J.	Owusu Koramoah (LB)D.	Ward	R. McLeod	G. Delpit	J. Thornhill
11/5	ARI	M. Garrett	J. Elliott	D. Tomlinson	Z. Smith	A. Walker	J. Owusu-Koramoah	D. Ward	G. Delpit (S)	M. Emerson (CB)	C. Mitchell (CB)	J. Thornhill
11/12	at BAL	M. Garrett	J. Elliott	D. Tomlinson	Z. Smith	A. Walker	J. Owusu-KoramoahS.	Takitaki (LB)	D. Ward	M. Emerson	G. Delpit	J. Thornhill
11/19	PIT	M. Garrett	S. Harris	J. Elliott	D. Tomlinson (DT)	Z. Smith (DE)	A. Walker	G. Newsome	D. Ward	M. Emerson (CB)	G. Delpit	R. McLeod
11/26	at DEN	M. Garrett	J. Elliott	D. Tomlinson	Z. Smith	T. Fields	S. Takitaki	J. Owusu-Koramoah	G. Newsome	M. Emerson	G. Delpit	J. Thornhill
12/3	at LAR	M. Garrett	D. Tomlinson	J. Elliott	Z. Smith	J. Owusu-Koramoah	A. Walker	M. Emerson	M. Ford	G. Newsome (CB)	G. Delpit (SS)	J. Thornhill
12/10	JAX	M. Garrett	J. Elliott	D. Tomlinson	Z. Smith	J. Owusu-Koramoah	A. Walker	G. Newsome	G. Delpit (SS)	C. Mitchell (CB)	M. Emerson (CB)	R. Hickman
12/17	CHI	M. Garrett	S. Harris	D. Tomlinson	Z. Smith	J. Owusu-Koramoah	S. Takitaki	T. Fields (LB)	G. Newsome	M. Emerson (CB)	R. Hickman	Da. Bell
12/24	at HOU	M. Garrett	D. Tomlinson	S. Harris	Z. Smith	J. Owusu-Koramoah	T. Fields	S. Takitaki (LB)	M. Emerson	G. Newsome CB)	Da. Bell	R. Hickman
12/28	NYJ	M. Garrett	S. Harris	D. Tomlinson	Z. Smith	J. Owusu-Koramoah	S. Takitaki	G. Newsome	D. Ward	M. Emerson (CB)	J. Thornhill	Da. Bell
1/7	at CIN	I. McGuire	J. Elliott	S. Harris	A. Wright	M. Diabate	M. Adams	T. Fields (LB)	K. Hailassie	C. Mitchell (CB)	Da. Bell	R. Hickman

GAME-BY-GAME INACTIVES

GAME	OPP.
9/10	CIN S J. Thornhill, CB K. Hailassie, C L. Wypler, DE I. McGuire, DT S. Ika
9/18	at PIT CB K. Hailassie, S R. Hickman, C L. Wypler, DE I. McGuire, DT S. Ika
9/24	TEN CB G. Newsome, S R. Hickman, C L. Wypler, DE I. McGuire, DT S. Ika, T J. Hudson
10/1	BAL QB D. Watson, CB K. Hailassie, S R. Hickman, C L. Wypler, DE I. McGuire, DT S. Ika, TE Z. Mitchell-Paden
10/15	SF QB D. Watson, WR C. Tillman, CB K. Hailassie, S R. Hickman, DE I. McGuire, DT S. Ika, G J. Bitonio
10/22	at IND QB D. Thompson-Robinson, WR C. Tillman, CB K. Hailassie, S R. Hickman, S. Takitaki, DE I. McGuire, DT S. Ika
10/29	at SEA QB D. Watson, WR C. Tillman, CB K. Hailassie, RB J. Wilkins, S R. Hickman, DE I. McGuire, DT S. Ika
11/5	ARI CB G. Newsome, QB D. Thompson-Robinson, WR D. Bell, DT S. Ika, T. Leroy Watson, DE A. Wright
11/12	at BAL WR M. Goodwin, QB Dorian Thompson-Robinson, WR Dav. Bell, S R. Hickman, DE I. McGuire, DT S. Ika, T D. Jones
11/19	PIT S J. Thornhill, WR M. Goodwin, C L. Wypler, DE I. McGuire, DT S. Ika
11/26	at DEN WR M. Goodwin, LB A. Walker, CB D. Ward, C L. Wypler, DE I. McGuire, DT S. Ika, T L. Watson
12/3	at LAR WR M. Goodwin, QB D. Thompson-Robinson, CB D. Ward, C L. Wypler, DE I. McGuire, DT S. Ika, T L. Watson
12/10	JAX CB D. Ward, LB M. Diabate, C L. Wypler, DE I. McGuire, DT S. Ika, T D. Jones
12/17	CHI S J. Thornhill, LB A. Walker, CB K. Hailassie, LB J. Kunaszyk, DE O. Okoronkwo, C E. Pocic, DE S. Kamara
12/24	at HOU S. J. Thornhill, LB A. Walker, CB K. Hailassie, LB J. Kunaszyk, DE O. Okoronkwo, C L. Wypler, DE I. McGuire
12/28	NYJ WR A. Cooper, LB A. Walker, K D. Hopkins, P C. Bojorquez, DE O. Okoronkwo, C L. Wypler, DE S. Kamara
1/7	at CIN CB G. Newsome, S J. Thornhill, WR A. Cooper, WR M. Goodwin, K D. Hopkins, CB M. Ford, DE M. Garrett

2023 DEFENSIVE GAME-BY-GAME STATS

INTERCEPTIONS

GAME	OPP.	NO.	YARDS	LG	TD	PLAYERS
9/10	CIN	0	0	0	0	N/A
9/18	at PIT	1	0	0	0	G. Delpit
9/24	TEN	0	0	0	0	N/A
10/1	BAL	0	0	0	0	N/A
10/15	SF	1	14	14	0	M. Emerson
10/22	at IND	1	20	20	0	D. Ward
10/29	at SEA	2	0	0	0	M. Emerson, M. Hurst
11/5	ARI	2	0	0	0	D. Ward, S. Takitaki
11/12	at BAL	2	44	34	1	G. Newsome, M. Ford
11/19	PIT	0	0	0	0	N/A
11/26	at DEN	0	0	0	0	N/A
12/3	at LAR	0	0	0	0	N/A
12/10	JAX	3	11	11	0	M. Emerson, G. Newsome
12/17	CHI	2	6	6	0	Da. Bell, J. Owusu-Koramoah
12/24	at HOU	2	9	8	0	J. Owusu-Koramoah, D. Harmon
12/28	NYJ	1	30	30	1	R. Hickman
1/7	at CIN	1	2	2	0	Da. Bell
TOTALS 17 GAMES		17	136	45	2	

FUMBLES

FUMBLES FORCED				FUMBLES RECOVERED	
GAME	OPP.	NO.	PLAYERS	NO.	PLAYERS
9/10	CIN	0	N/A	0	N/A
9/18	at PIT	1	D. Ward	1	G. Delpit
9/24	TEN	1	M. Garrett	0	N/A
10/1	BAL	0	N/A	1	M. Hurst
10/15	SF	0	N/A	0	N/A
10/22	at IND	3	M. Garrett (2), Z. Smith	3	A. Walker, T. Fields, O. Okoronkwo
10/29	at SEA	1	M. Garrett	0	N/A
11/5	ARI	1	S. Harris	1	M. Garrett
11/12	at BAL	0	N/A	0	N/A
11/19	PIT	0	N/A	0	N/A
11/26	at DEN	1	J. Owusu-Koramoah	1	A. Wright
12/3	at LAR	0	N/A	0	N/A
12/10	JAX	0	N/A	0	N/A
12/17	CHI	1	A. Wright	0	N/A
12/24	at HOU	1	Da. Bell	0	N/A
12/28	NYJ	1	M. Adams	1	M. Ford
1/7	at CIN	1	A. Wright	0	N/A
TOTALS 17 GAMES		12		8	

QUARTERBACK SACKS

GAME	OPP.	NO.	YARDS	PLAYERS
9/10	CIN	2	15	M. Garrett (1), O. Okoronkwo (1)
9/18	at PIT	2	22	S. Harris (0.5), M. Hurst (0.5), S. Takitaki (1.0)
9/24	TEN	5	36	M. Garrett (3.5), A. Wright (1.0), O. Okoronkwo (0.5)
10/1	BAL	3	21	D. Tomlinson (0.5), O. Okoronkwo (1.0), M. Garrett (1.0), J. Elliott (0.5)
10/15	SF	3	18	J. Owusu-Koramoah (1.0), S. Takitaki (1.0), Team sacks (1.0)
10/22	at IND	4	17	M. Garrett (2.0), Z. Smith (1.0), J. Elliott (1.0)
10/29	at SEA	1	6	M. Garrett
11/5	ARI	7	41	G. Delpit (0.5), D. Tomlinson (2.5), Z. Smith (1.0), S. Harris (1.0), M. Garrett (1.0), J. Elliott (1.0)
11/12	at BAL	3	23	M. Garrett (1.5), G. Newsome (0.5), J. Owusu-Koramoah (0.5), Z. Smith (0.5)
11/19	PIT	3	29	M. Garrett (2.0), O. Okoronkwo (1.0)
11/26	at DEN	1	9	J. Owusu-Koramoah
12/3	at LAR	0	N/A	N/A
12/10	JAX	4	22	G. Delpit, M. Hurst, O. Okoronkwo, Z. Smith
12/17	CHI	3	18	J. Owusu-Koramoah, A. Wright, C. Mitchell
12/24	at HOU	3	33	Z. Smith, A. Wright
12/28	NYJ	2	8	M. Garrett, A. Wright
1/7	at CIN	3	31	D. Harmon, A. Wright, I. McGuire
TOTALS 17 GAMES		45	339	

2023 CLEVELAND BROWNS INDIVIDUAL BESTS

BROWNS

LONGEST RUN FROM SCRIMMAGE:	69, J. Ford, at IND (10/22)
LONGEST TOUCHDOWN RUN:	69, J. Ford, at IND (10/22)
LONGEST PASS COMPLETION:	75, A. Cooper, at HOU (12/24)
LONGEST TOUCHDOWN PASS:	75, J. Flacco, at HOU (12/24)
LONGEST PUNT RETURN:	21, J. Proche, vs. PIT (11/19)
LONGEST KICKOFF RETURN:	33, P. Strong, at BAL (11/12)
MOST INTERCEPTIONS:	2, MJ Emerson, vs. JAX (12/10)
LONGEST INTERCEPTION RETURN:	34, G. Newsome, at BAL (11/12)
LONGEST PUNT:	73, C. Bojorquez, vs. ARI (11/5)
LONGEST FIELD GOAL:	58, D. Hopkins, at IND (10/22)
MOST RUSHING ATTEMPTS:	20, J. Ford, vs. ARI (11/5)
MOST RUSHING YARDS:	107, J. Ford at BAL (11/12)
MOST PASS ATTEMPTS:	45, J. Flacco, vs. JAX (12/10)
MOST PASS COMPLETIONS:	26, J. Flacco, vs. JAX (12/10)
MOST YARDS PASSING:	374, J. Flacco, vs. CHI (12/17)
MOST RECEPTIONS:	9, E. Moore, vs. TEN (9/24)
MOST YARDS RECEIVING:	139, A. Cooper, vs. ARI (11/5)
MOST INTERCEPTIONS THROWN:	1, D. Watson, vs CIN (9/10), at PIT (9/18)
MOST RUSHING TOUCHDOWNS:	2, Kareem Hunt, at IND (10/22)
MOST TOUCHDOWN PASSES:	3, J. Flacco, vs. JAX (12/10), at HOU (12/24)
MOST TOUCHDOWN RECEPTIONS:	2, D. Njoku, vs. JAX (12/10)
MOST QB SACKS:	3.5, M. Garrett, vs. TEN (9/24)

OPPONENTS

LONGEST RUN FROM SCRIMMAGE:	74, J. Warren, vs. PIT (11/19)
LONGEST TOUCHDOWN RUN:	74, J. Warren, vs. PIT (11/19)
LONGEST PASS COMPLETION:	75, Gardner Minshew, at IND (10/22)
LONGEST TOUCHDOWN PASS:	75, Gardner Minshew, at IND (10/22)
LONGEST PUNT RETURN:	28, D. Duvernay, vs. BAL (10/1)
LONGEST KICKOFF RETURN:	28, D. Duvernay, vs. BAL (10/1)
MOST INTERCEPTIONS:	1, D. Hill, vs. CIN (9/10); A. Highsmith, at PIT (9/18), Dar. Williams, vs. JAX (12/10)
LONGEST INTERCEPTION RETURN:	30, A. Highsmith, at PIT (9/18)
LONGEST PUNT:	61, P. Harvin, at PIT (9/18)
LONGEST FIELD GOAL:	52, P. Harvin, at PIT (9/18)
MOST RUSHING ATTEMPTS:	15, G. Edwards, vs. BAL (10/1)
MOST RUSHING YARDS:	48, G. Edwards, vs. BAL (10/1)
MOST PASS ATTEMPTS:	31, J. Burrow, vs. CIN (9/10)
MOST PASS COMPLETIONS:	15, K. Pickett, at PIT (9/18)
MOST YARDS PASSING:	257, T. Lawrence, vs. JAX (12/10)
MOST RECEPTIONS:	5, J. Chase, vs. CIN (9/10), M. Andrews, vs. BAL (10/1)
MOST YARDS RECEIVING:	127, G. Pickens, at PIT (9/18)
MOST INTERCEPTIONS THROWN:	1, K. Pickett, at PIT (9/18)
MOST RUSHING TOUCHDOWNS:	2, L. Jackson, vs. BAL (10/1); Gardner Minshew, at IND (10/22)
MOST TOUCHDOWN PASSES:	2, L. Jackson, vs. BAL (10/1)
MOST TOUCHDOWN RECEPTIONS:	2, M. Andrews, vs. BAL (10/1), E. Ingram, vs. JAX (12/10)
MOST QB SACKS:	1, G. Pratt, B. Hill, T. Hendrickson, vs. CIN (9/10); A. Highsmith, L. Ogunjobi, D. Leal, M. Golden, E. Riley, at PIT (9/18); A. Al-Shaair, R. McCreary, D. Autry, vs. TEN (9/24)

2023 BROWNS TEAM SCORING

GAME	OPP.	BROWNS						OPPONENTS					
		1ST	2ND	3RD	4TH	OT	TOTAL	1ST	2ND	3RD	4TH	OT	TOTAL
9/10	CIN	0	10	3	11	0	24	0	0	3	0	0	3
9/18	at PIT	3	11	8	0	0	22	7	9	3	7	0	26
9/24	TEN	3	10	7	7	0	27	0	3	0	0	0	3
10/1	BAL	3	0	0	0	0	3	7	14	0	7	0	28
10/15	SF	0	7	6	6	0	19	7	3	0	7	0	17
10/22	at IND	7	20	3	9	0	39	14	7	7	10	0	38
10/29	at SEA	7	7	6	0	0	20	17	0	0	7	0	24
11/5	ARI	0	13	7	7	0	27	0	0	0	0	0	0
11/12	at BAL	3	6	8	16	0	33	17	0	7	7	0	31
11/19	PIT	7	3	0	3	0	13	0	0	7	3	0	10
11/26	at DEN	0	6	6	0	0	12	7	7	3	12	0	29
12/3	at LAR	7	3	3	6	0	19	10	3	7	16	0	36
12/10	JAX	7	7	7	10	0	31	0	7	7	13	0	27
12/17	CHI	0	7	0	13	0	20	0	7	10	0	0	17
12/24	at HOU	7	15	6	8	0	36	0	7	0	15	0	22
12/28	NYJ	20	14	0	3	0	37	7	10	0	3	0	20
1/7	at CIN	0	0	0	14	0	14	14	10	7	0	0	31
TOTALS 17 GAMES		74	139	70	107	0	378	107	87	61	107	0	355

2023 TURNOVER TABLE

GAME	OPP.	TAKEAWAYS				GIVEAWAYS					RESULT
		FUMBLES	INTS	TOTAL	PTS OFF	FUMBLES	INT	TOTAL	PTS OFF	DIFFERENCE	
9/10	CIN	0	0	0	0	1	1	2	0	-2	W, 24-3
9/18	at PIT	1	1	2	3	3	1	4	14	-2	L, 22-26
9/24	TEN	0	0	0	0	1	0	3	3	-1	W, 27-3
10/1	BAL	1	0	1	0	0	3	3	14	-2	L, 28-3
10/15	SF	0	1	1	0	0	2	2	7	-1	W, 17-19
10/22	at IND	3	1	4	7	0	2	2	0	+2	W, 39-38
10/29	at SEA	1	2	3	0	0	2	2	0	-1	L, 20-24
11/5	ARI	1	2	3	0	0	0	0	0	+3	W, 27-0
11/12	at BAL	0	2	2	6	1	1	2	7	0	W, 33-31
11/19	PIT	0	0	0	0	0	1	1	0	-1	W, 13-10
11/26	at DEN	3	0	3	10	1	0	1	0	-2	L, 12-29
12/3	at LAR	0	0	0	0	0	1	1	7	-1	L, 19-36
12/10	JAX	1	2	3	7	2	1	3	7	0	W, 31-27
12/17	CHI	1	2	3	0	0	3	3	7	0	W, 20-17
12/24	at HOU	0	2	2	0	0	2	2	0	0	W, 36-22
12/28	NYJ	2	1	3	3	1	1	2	7	-1	W, 37-20
1/7	at CIN	0	1	1	0	0	2	2	0	-1	L, 14-31
TOTAL 17 GAMES		14	17	31	37	10	22	34	74	-9	

2023 BROWNS SCORING DRIVES

SEPT. 10 VS CINCINNATI BENGALS

TEAM	QTR.	TIME	SCORING PLAY	CIN	CLE
Browns	2	14:15	D. Hopkins 42 yd. Field Goal (7-33, 2:54)	0	3
Browns	2	0:17	D. Watson 13 yd. run (D. Hopkins kick) (9-67, 1:19)	0	10
Bengals	3	11:44	E. McPherson 42 yd. Field Goal (6-30, 1:46)	3	10
Browns	3	2:21	D. Hopkins 34 yd. Field Goal (9-43, 4:32)	3	13
Browns	4	11:29	D. Hopkins 43 yd. Field Goal (6-39, 3:25)	3	16
Browns	4	9:11	H. Bryant 3 yd. pass from D. Watson (D. Watson run) (3-18, 1:16)	3	24

SEPT. 18 AT PITTSBURGH STEELERS

TEAM	QTR.	TIME	SCORING PLAY	CLE	PIT
Steelers	1	14:51	A.Highsmith 30 yd. interception return (C.Boswell kick)	0	7
Browns	1	8:46	D.Hopkins 43 yd. Field Goal (11-50, 6:05)	3	7
Browns	2	14:02	J.Ford 3 yd. pass from D.Watson (J.Ford run) (4-23, 1:06)	11	7
Steelers	2	9:11	C.Boswell 52 yd. Field Goal (4-5, 1:20)	11	10
Steelers	2	6:05	G.Pickens 71 yd. pass from K.Pickett (run failed) (4-82, 1:36)	11	16
Browns	2	0:22	D.Hopkins 55 yd. Field Goal (7-38, 2:24)	14	16
Steelers	3	11:47	C.Boswell 50 yd. Field Goal (9-44, 3:13)	14	19
Browns	3	10:01	P.Strong 1 yd. run (D.Watson run) (4-75, 1:46)	22	19
Steelers	4	6:58	T.Watt 16 yd. fumble return (C.Boswell kick)	22	26

SEPT. 24 VS TENNESSEE TITANS

TEAM	QTR.	TIME	SCORING PLAY	TEN	CLE
Browns	1	7:49	D.Hopkins 48 yd. Field Goal (12-48, 7:11)	0	3
Titans	2	14:14	N.Folk 44 yd. Field Goal (4-9, 2:06)	3	3
Browns	2	9:39	J.Ford 19 yd. pass from D.Watson (D.Hopkins kick) (9-75, 4:35)	3	10
Browns	2	1:00	D.Hopkins 52 yd. Field Goal (7-46, 2:49)	3	13
Browns	3	5:49	J.Ford 3 yd. run (D.Hopkins kick) (11-85, 5:34)	3	20
Browns	4	6:51	A.Cooper 43 yd. pass from D.Watson (D.Hopkins kick) (10-64, 6:28)	3	27

OCT. 1 VS. BALTIMORE RAVENS

TEAM	QTR.	TIME	SCORING PLAY	BAL	CLE
Ravens	1	6:38	L.Jackson 10 yd. run (J.Tucker kick) (1-10, 0:04)	7	0
Browns	1	2:21	D.Hopkins 53 yd. Field Goal (8-40, 4:17)	7	3
Ravens	2	4:18	L.Jackson 2 yd. run (J.Tucker kick) (8-93, 4:24)	14	3
Ravens	2	0:11	M.Andrews 7 yd. pass from L.Jackson (J.Tucker kick) (10-74, 2:34)	21	3
Ravens	4	5:56	M.Andrews 18 yd. pass from L.Jackson (J.Tucker kick) (6-38, 3:40)	28	3

OCT. 15 VS. SAN FRANCISCO 49ERS

TEAM	QTR.	TIME	SCORING PLAY	SF	CLE
49ers	1	12:16	C.McCaffrey 13 yd. pass from B.Purdy (J.Moody kick) (5-84, 2:44)	7	0
49ers	2	7:54	J.Moody 25 yd. Field Goal (11-76, 6:28)	10	0
Browns	2	5:38	K.Hunt 16 yd. run (D.Hopkins kick) (5-83, 2:16)	10	7
Browns	3	11:09	D.Hopkins 42 yd. Field Goal (9-48, 3:51)	10	10
Browns	3	2:59	D.Hopkins 46 yd. Field Goal (6-18, 2:48)	10	13
49ers	4	10:58	J.Mason 8 yd. run (J.Moody kick) (1-8, 0:06)	17	13
Browns	4	3:21	D.Hopkins 50 yd. Field Goal (14-43, 7:37)	17	16
Browns	4	1:40	D.Hopkins 29 yd. Field Goal (9-63, 1:16)	17	19

2023 BROWNS SCORING DRIVES

OCT. 22 AT INDIANAPOLIS COLTS

TEAM	QTR.	TIME	SCORING PLAY	CLE	IND
Browns	1	14:03	J.Ford 69 yd. run (D.Hopkins kick) (3-77, 0:57)	7	0
Colts	1	11:38	J.Downs 59 yd. pass from G.Minshew (M.Gay kick) (6-75, 2:25)	7	7
Colts	1	4:28	G.Minshew 17 yd. run (M.Gay kick) (6-57, 2:25)	7	14
Browns	2	14:22	K.Hunt 2 yd. run (D.Hopkins kick) (5-36, 2:01)	14	14
Browns	2	8:38	D.Hopkins 44 yd. Field Goal (4-0, 1:31)	17	14
Colts	2	3:51	G.Minshew 4 yd. run (M.Gay kick) (8-75, 4:47)	17	21
Browns	2	1:42	T.Fields fumble recovery in end zone (D.Hopkins kick)	24	21
Browns	2	0:00	D.Hopkins 54 yd. Field Goal (7-34, 1:17)	27	21
Browns	3	9:23	D.Hopkins 54 yd. Field Goal (4-6, 0:53)	30	21
Colts	3	5:11	J.Taylor 5 yd. run (M.Gay kick) (8-75, 4:12)	30	28
Colts	4	14:09	M.Gay 27 yd. Field Goal (7-41, 3:09)	30	31
Browns	4	6:33	D.Hopkins 58 yd. Field Goal (6-17, 2:29)	33	31
Colts	4	5:38	M.Pittman 75 yd. pass from G.Minshew (M.Gay kick) (2-75, 0:55)	33	38
Browns	4	0:15	K.Hunt 1 yd. run (run failed) (12-80, 2:20)	39	38

OCT. 29 AT SEATTLE SEAHAWKS

TEAM	QTR.	TIME	SCORING PLAY	CLE	SEA
Seahawks	1	8:53	J.Bobo 3 yd. run (J.Myers kick) (8-80, 3:55)	0	7
Seahawks	1	5:30	T.Lockett 12 yd. pass from G.Smith (J.Myers kick) (6-41, 2:26)	0	14
Browns	1	3:22	D.Njoku 18 yd. pass from P.Walker (D.Hopkins kick) (4-75, 2:08)	7	14
Seahawks	1	0:59	J.Myers 32 yd. Field Goal (6-62, 2:23)	7	17
Browns	2	4:40	K.Hunt 1 yd. run (D.Hopkins kick) (11-67, 5:15)	14	17
Browns	3	7:29	D.Hopkins 25 yd. Field Goal (10-76, 5:49)	17	17
Browns	3	2:50	D.Hopkins 27 yd. Field Goal (9-30, 4:05)	20	17
Seahawks	4	0:38	J.Smith-Njigba 9 yd. pass from G.Smith (J.Myers kick) (5-57, 1:19)	20	24

NOV. 5 VS. ARIZONA CARDINALS

TEAM	QTR.	TIME	SCORING PLAY	ARI	CLE
Browns	2	14:15	D.Hopkins 30 yd. Field Goal (5-60, 2:46)	0	3
Browns	2	6:48	A.Cooper 11 yd. pass from D.Watson (D.Hopkins kick) (11-49, 6:22)	0	10
Browns	2	0:00	D.Hopkins 45 yd. Field Goal (9-39, 1:44)	0	13
Browns	3	8:07	D.Njoku 5 yd. pass from D.Watson (D.Hopkins kick) (3-11, 1:24)	0	20
Browns	4	7:48	K.Hunt 3 yd. run (D.Hopkins kick) (4-56, 2:13)	0	27

NOV. 12 AT BALTIMORE RAVENS

TEAM	QTR.	TIME	SCORING PLAY	CLE	BAL
Ravens	1	14:20	K.Hamilton 18 yd. interception return (J.Tucker kick)	0	7
Ravens	1	10:13	K.Mitchell 39 yd. run (J.Tucker kick) (5-79, 2:38)	0	14
Browns	1	7:27	D.Hopkins 36 yd. Field Goal (10-49, 2:46)	3	14
Ravens	1	3:29	J.Tucker 37 yd. Field Goal (8-56, 3:58)	3	17
Browns	2	7:30	D.Hopkins 28 yd. Field Goal (12-70, 7:16)	6	17
Browns	2	1:02	D.Hopkins 23 yd. Field Goal (6-33, 1:12)	9	17
Ravens	3	12:29	O.Beckham 40 yd. pass from L.Jackson (J.Tucker kick) (6-78, 2:31)	9	24
Browns	3	2:20	K.Hunt 3 yd. run (D.Watson run) (17-75,10:09)	17	24
Ravens	4	11:34	G.Edwards 1 yd. run (J.Tucker kick) (7-12, 3:17)	17	31
Browns	4	8:57	E.Moore 10 yd. pass from D.Watson (D.Hopkins kick) (6-75, 2:37)	24	31
Browns	4	8:16	G.Newsome 34 yd. interception return (kick failed, w/)	30	31
Browns	4	0:00	D.Hopkins 40 yd. Field Goal (12-58, 4:55)	33	31

2023 BROWNS SCORING DRIVES

NOV. 19 VS PITTSBURGH STEELERS

TEAM	QTR.	TIME	SCORING PLAY	PIT	CLE
Browns	1	4:35	J.Ford 1 yd. run (D.Hopkins kick) (7-50, 3:49)	0	7
Browns	2	0:05 D.Hopkins	25 yd. Field Goal (17-77, 5:24)	0	10
Steelers	3	14:10 J.Warren	74 yd. run (C.Boswell kick) (2-75, 0:50)	7	10
Steelers	4	7:40 C.Boswell	28 yd. Field Goal (13-62, 7:10)	10	10
Browns	4	0:02 D.Hopkins	34 yd. Field Goal (8-48, 1:16)	10	13

NOV.26 AT DENVER BRONCOS

TEAM	QTR.	TIME	SCORING PLAY	CLE	DEN
Broncos	1	8:14	S.Perine 3 yd. run (W.Lutz kick) (9-80, 5:21)	0	7
Broncos	2	11:11	R.Wilson 2 yd. run (W.Lutz kick) (13-80, 5:52)	0	14
Browns	2	5:59	D.Hopkins 36 yd. Field Goal (13-57, 5:12)	3	14
Browns	2	0:22	D.Hopkins 24 yd. Field Goal (11-67, 2:42)	6	14
Browns	3	6:42	H.Bryant 2 yd. pass from D.Thompson-Robinson (pass failed) (13-79, 6:24)	12	14
Broncos	3	1:25	W.Lutz 23 yd. Field Goal (9-70, 5:17)	12	17
Broncos	4	13:29	A.Trautman 8 yd. pass from R.Wilson (W.Lutz kick) (4-20, 1:25)	12	24
Broncos	4	4:19	W.Lutz 34 yd. Field Goal (7-42, 4:05)	12	27
Broncos	4	2:19	P.Walker sacked in end zone by Z.Allen, N.Bonitto for a Safety	12	29

DEC. 3 AT LOS ANGELES RAMS

TEAM	QTR.	TIME	SCORING PLAY	CLE	LAR
Browns	1	10:18	J.Ford 24 yd. pass from J.Flacco (D.Hopkins kick) (9-75, 4:42)	7	0
Rams	1	6:28	L.Havrisik 44 yd. Field Goal (7-49, 3:50)	7	3
Rams	1	3:59	P.Nacua 70 yd. pass from M.Stafford (L.Havrisik kick) (2-79, 0:49)	7	10
Browns	2	2:06	D.Hopkins 40 yd. Field Goal (7-58, 2:31)	10	10
Rams	2	0:00	L.Havrisik 28 yd. Field Goal (13-66, 2:06)	10	13
Browns	3	4:58	D.Hopkins 24 yd. Field Goal (15-74, 7:34)	13	13
Rams	3	0:39	D.Robinson 7 yd. pass from M.Stafford (L.Havrisik kick) (7-75, 4:19)	13	20
Browns	4	8:49	H.Bryant 8 yd. pass from J.Flacco (kick failed, wr) (13-75, 6:50)	19	20
Rams	4	3:48	C.Kupp 3 yd. pass from M.Stafford (L.Havrisik kick) (5-24, 2:44)	19	27
Rams	4	1:56	K.Williams 1 yd. run (L.Havrisik kick) (5-30, 0:33)	19	34
Rams	4	0:36	J.Flacco sacked in end zone by K.Turner, A.Donald for a Safety	19	36

DEC. 10 VS. JACKSONVILLE JAGUARS

TEAM	QTR.	TIME	SCORING PLAY	JAX	CLE
Browns	1	11:39	D.Njoku 34 yd. pass from J.Flacco (D.Hopkins kick) (6-75, 3:21)	0	7
Browns	2	13:40	D.Njoku 30 yd. pass from J.Flacco (D.Hopkins kick) (4-72, 1:25)	0	14
Jaguars	2	6:14	E.Engram 10 yd. pass from T.Lawrence (B.McManus kick) (2-12, 0:39)	7	14
Browns	3	9:39	K.Hunt 4 yd. run (D.Hopkins kick) (7-22, 4:25)	7	21
Jaguars	3	4:59	T.Etienne 1 yd. run (B.McManus kick) (6-25, 2:27)	14	21
Browns	4	12:34	Dav.Bell 41 yd. pass from J.Flacco (D.Hopkins kick) (4-48, 1:36)	14	28
Jaguars	4	8:52	P.Washington 19 yd. pass from T.Lawrence (B.McManus kick) (9-75, 3:42)	21	28
Browns	4	3:10	D.Hopkins 55 yd. Field Goal (4-0, 0:20)	21	31
Jaguars	4	1:33	E.Engram 2 yd. pass from T.Lawrence (pass failed) (9-75, 1:37)	27	31

DEC. 17 VS. CHICAGO BEARS

TEAM	QTR.	TIME	SCORING PLAY	CHI	CLE
Bears	2	10:54	C.Kmet 5 yd. pass from J.Fields (C.Santos kick) (4-1, 2:23)	7	0
Browns	2	3:48	D.Njoku 2 yd. pass from J.Flacco (D.Hopkins kick) (12-84, 7:06)	7	7
Bears	3	13:50	T.Edmunds 45 yd. interception return (C.Santos kick)	14	7
Bears	3	7:07	C.Santos 41 yd. Field Goal (9-47, 4:38)	17	7
Browns	4	12:27	D.Hopkins 33 yd. Field Goal (6-52, 2:29)	17	10
Browns	4	3:08	A.Cooper 51 yd. pass from J.Flacco (D.Hopkins kick) (6-80, 2:10)	17	17
Browns	4	0:32	D.Hopkins 34 yd. Field Goal (8-63, 1:18)	17	20

2023 BROWNS SCORING DRIVES

DEC. 24 AT HOUSTON TEXANS

TEAM	QTR.	TIME	SCORING PLAY	CLE	HOU
Browns	1	13:18	J.Ford 4 yd. run (D.Hopkins kick) (4-59, 1:42)	7	0
Browns	2	12:04	A.Cooper 75 yd. pass from J.Flacco (D.Hopkins kick) (3-90, 1:32)	14	0
Texans	2	11:51	D.Pierce 98 yd. kickoff return (K.Fairbairn kick) (0-0, 0:13)	14	7
Browns	2	4:16	D.Njoku 21 yd. pass from J.Flacco (D.Thompson-Robinson run) (6-50, 2:51)	22	7
Browns	3	2:35	A.Cooper 7 yd. pass from J.Flacco (run failed) (18-94, 9:39)	28	7
Browns	4	12:31	K.Hunt 1 yd. run (J.Flacco-A.Cooper pass) (10-51, 4:06)	36	7
Texans	4	6:08	N.Collins 5 yd. pass from D.Mills (D.Mills-N.Collins pass) (10-61, 1:58)	36	15
Texans	4	4:12	A.Beck 1 yd. pass from D.Mills (K.Fairbairn kick) (9-53, 1:56)	36	22

DEC. 28 VS. NEW YORK JETS

TEAM	QTR.	TIME	SCORING PLAY	NYJ	CLE
Browns	1	11:10	J.Ford 7 yd. pass from J.Flacco (R.Patterson kick) (7-75, 3:50)	0	7
Jets	1	8:06	Bre.Hall 21 yd. pass from T.Siemian (G.Zuerlein kick) (6-75, 3:04)	7	7
Browns	1	4:43	K.Hunt 7 yd. run (kick failed, wr) (7-75, 3:23)	7	13
Browns	1	2:01	R.Hickman 30 yd. interception return (R.Patterson kick)	7	20
Browns	2	6:15	E.Moore 8 yd. pass from J.Flacco (R.Patterson kick) (10-79, 5:32)	7	27
Jets	2	2:02	J.Johnson 37 yd. interception return (G.Zuerlein kick)	14	27
Browns	2	1:25	J.Ford 50 yd. pass from J.Flacco (R.Patterson kick) (3-75, 0:37)	14	34
Jets	2	0:00	G.Zuerlein 46 yd. Field Goal (6-47, 1:25)	17	34
Jets	4	8:50	G.Zuerlein 44 yd. Field Goal (7-9, 3:05)	20	34
Browns	4	2:54	R.Patterson 33 yd. Field Goal (6-18, 2:27)	20	37

JAN. 8 AT CINCINNATI BENGALS

TEAM	QTR.	TIME	SCORING PLAY	CLE	CIN
Bengals	1	6:07	J.Mixon 1 yd. run (E.McPherson kick) (7-60, 4:03)	0	7
Bengals	1	0:48	J.Mixon 6 yd. pass from J.Browning (E.McPherson kick) (5-67, 3:03)	0	14
Bengals	2	9:19	A.Iosivas 3 yd. pass from J.Browning (E.McPherson kick) (8-75, 5:25)	0	21
Bengals	2	1:55	E.McPherson 45 yd. Field Goal (4-7, 1:19)	0	24
Bengals	3	3:32	A.Iosivas 7 yd. pass from J.Browning (E.McPherson kick) (14-99, 8:12)	0	31
Browns	4	8:45	Dav.Bell 31 yd. pass from J.Driskel (R.Patterson kick) (5-55, 2:08)	7	31
Browns	4	2:34	Dav.Bell 24 yd. pass from J.Driskel (R.Patterson kick) (9-75, 3:58)	14	31

2023 BALL POSSESSION AND DRIVE CHART

CLEVELAND BROWNS VS CINCINNATI BENGALS (9.10.23)

BROWNS (35:50)					BENGALS (24:10)				
AVERAGE DRIVE START CLE 34					AVERAGE DRIVE START CIN 25				
	PLAYS	YARDS	TIME	END		PLAYS	YARDS	TIME	END
1.	6	14	3:35	Punt	1.	6	16	2:55	Punt
2.	7	43	3:24	Fumble	2.	3	4	1:31	Punt
3.	7	33	2:54	Field Goal	3.	3	9	1:26	Punt
4.	4	-1	1:18	Punt	4.	3	2	0:58	Punt
5.	5	15	2:58	Punt	5.	5	41	3:20	Punt
6.	4	14	2:07	Punt	6.	3	9	1:36	Punt
7.	6	67	1:19	Touchdown	7.	3	2	0:31	Punt
8.	3	-1	1:30	Punt	8.	1	-1	0:17	End of Half
9.	3	34	2:02	Interception	9.	6	30	1:46	Field Goal
10.	9	43	4:32	Field Goal	10.	7	17	2:49	Missed Field Goal
11.	6	39	3:25	Field Goal	11.	5	17	2:27	Punt
12.	3	18	1:16	Touchdown	12.	4	-7	1:02	Downs
13.	2	2	2:22	Punt	13.	3	5	1:34	Punt
14.	6	10	3:17	Punt	14.	3	2	1:34	Punt
					15.	1	-1	0:24	End of Game

CLEVELAND BROWNS AT PITTSBURGH STEELERS (9.18.23)

BROWNS (35:28)					STEELERS (24:32)				
AVERAGE DRIVE START CLE 27					AVERAGE DRIVE START PIT 32				
	PLAYS	YARDS	TIME	END		PLAYS	YARDS	TIME	END
1.	1	0	0:09	Interception	1.	3	7	0:39	Interception
2.	11	60	6:05	Field Goal	2.	3	12	2:24	Punt
3.	4	-6	1:29	Missed FG	3.	1	0	0:14	Fumble
4.	8	53	3:52	Fumble	4.	6	35	2:47	Punt
5.	4	23	1:06	Touchdown	5.	4	5	1:20	Field Goal
6.	3	-2	0:44	Punt	6.	4	82	1:36	Touchdown
7.	3	3	1:30	Punt	7.	6	12	2:22	Punt
8.	3	-1	0:57	Punt	8.	1	-1	0:22	End of Half
9.	7	33	2:24	Field Goal	9.	9	44	3:13	Field Goal
10.	4	75	1:46	Touchdown	10.	5	27	2:31	Punt
11.	8	43	3:31	Punt	11.	5	39	2:48	Punt
12.	11	78	5:36	Fumble	12.	3	-11	1:34	Punt
13.	5	10	2:03	Fumble	13.	3	6	1:42	Punt
14.	5	8	2:21	Punt	14.	2	-2	1:00	End of Game
15.	7	31	1:55	Downs					

CLEVELAND BROWNS VS TENNESSEE TITANS (9.24.23)

BROWNS (38:29)					TITANS (21:31)				
AVERAGE DRIVE START CLE 21					AVERAGE DRIVE START TEN 28				
	PLAYS	YARDS	TIME	END		PLAYS	YARDS	TIME	END
1.	12	48	7:11	Field Goal	1.	3	7	1:31	Punt
2.	3	7	1:23	Punt	2.	3	4	1:25	Punt
3.	4	16	2:10	Fumble	3.	4	-9	2:06	Field Goal
4.	9	75	4:35	Touchdown	4.	7	32	5:50	Punt
5.	7	46	2:49	Field Goal	5.	10	55	1:00	End of Half
6.	11	85	5:34	Touchdown	6.	6	10	3:37	Punt
7.	8	33	4:36	Punt	7.	3	2	1:02	Punt
8.	10	64	6:28	Touchdown	8.	3	-7	1:52	Punt
9.	5	17	3:43	Punt	9.	5	19	2:02	Punt
					10.	2	2	1:06	End of Game

2023 BALL POSSESSION AND DRIVE CHART

CLEVELAND BROWNS VS BALTIMORE RAVENS (10.1.23)

BROWNS (30:10)					RAVENS (29:50)				
AVERAGE DRIVE START CLE 24					AVERAGE DRIVE START BLT 37				
	PLAYS	YARDS	TIME	END		PLAYS	YARDS	TIME	END
1.	7	22	3:06	Punt	1.	3	6	2:18	Punt
2.	3	7	0:51	Interception	2.	3	4	2:03	Punt
3.	8	40	4:17	Field Goal	3.	1	10	0:04	Touchdown
4.	3	4	2:07	Punt	4.	3	-3	1:40	Punt
5.	6	16	2:07	Punt	5.	5	39	2:45	Fumble
6.	3	4	1:33	Punt	6.	8	93	4:24	Touchdown
7.	1	-1	0:11	End of Half	7.	10	74	2:34	Touchdown
8.	5	-16	2:42	Punt	8.	7	-2	4:24	Punt
9.	8	16	3:53	Punt	9.	3	9	2:04	Punt
10.	6	11	w3:34	Punt	10.	3	0	1:35	Punt
11.	7	31	2:12	Interception	11.	6	38	3:40	Touchdown
12.	3	1	1:22	Punt	12.	3	-3	2:19	Punt
13.	6	53	2:15	Interception					

CLEVELAND BROWNS VS SAN FRANCISCO 49ERS (10.15.23)

BROWNS (33:03)					49ERS (26:57)				
AVERAGE DRIVE START CLE 31					AVERAGE DRIVE START SF 32				
	PLAYS	YARDS	TIME	END		PLAYS	YARDS	TIME	END
1.	6	32	3:30	Interception	1.	5	54	2:44	Touchdown
2.	6	37	2:59	Missed FG	2.	4	-5	1:56	Missed FG
3.	6	14	2:46	Punt	3.	3	7	1:43	Punt
4.	5	83	2:16	Touchdown	4.	11	71	6:28	Field Goal
5.	5	23	1:15	Punt	5.	9	23	4:02	Punt
6.	9	48	3:51	Field Goal	6.	1	-1	0:21	End of Half
7.	3	-9	1:52	Punt	7.	3	0	1:01	Interception
8.	6	18	2:48	Field Goal	8.	3	-12	2:29	Punt
9.	3	9	1:34	Punt	9.	3	15	3:09	Punt
10.	2	-1	1:13	Interception	10.	3	0	0:59	Punt
11.	14	38	7:37	Field Goal	11.	1	8	0:06	Touchdown
12.	9	43	1:16	Field Goal	12.	3	10	0:25	Punt
13.	1	-1	0:06	End of Game	13.	9	45	1:34	Missed FG

CLEVELAND BROWNS AT INDIANAPOLIS COLTS (10.22.23)

BROWNS (27:29)					COLTS (32:31)				
AVERAGE DRIVE START CLE 35					AVERAGE DRIVE START IND 28				
	PLAYS	YARDS	TIME	END		PLAYS	YARDS	TIME	END
1.	3	77	0:57	Touchdown	1.	6	75	2:25	Touchdown
2.	3	2	0:44	Interception	2.	3	6	1:51	Punt
3.	3	4	2:10	Punt	3.	6	57	2:25	Touchdown
4.	3	3	1:37	Punt	4.	3	6	1:28	Fumble
5.	5	36	2:01	Touchdown	5.	7	33	4:13	Blocked FG
6.	4	0	1:31	Field Goal	6.	8	75	4:47	Touchdown
7.	5	32	1:57	Punt	7.	2	-11	0:12	Fumble
8.	7	34	1:17	Field Goal	8.	3	2	0:25	Punt
9.	3	-9	1:36	Punt	9.	3	2	1:38	Punt
10.	4	6	0:53	Field Goal	10.	3	8	1:30	Interception
11.	7	25	2:53	Downs	11.	8	75	4:12	Touchdown
12.	7	28	3:03	Interception	12.	7	41	3:09	Field Goal
13.	6	17	2:29	Field Goal	13.	3	5	2:04	Punt
14.	3	-5	1:59	Punt	14.	2	75	0:55	Touchdown
15.	12	80	2:20	Touchdown	15.	3	2	1:04	Punt
16.	1	-1	0:02	End of Game	16.	2	0	0:13	Fumble

2023 BALL POSSESSION AND DRIVE CHART

CLEVELAND BROWNS AT SEATTLE SEAHAWKS (10.29.23)

BROWNS (36:40)					SEAHAWKS (23:20)				
	PLAYS	YARDS	TIME	END		PLAYS	YARDS	TIME	END
1.	3	7	2:12	Punt	1.	8	80	3:55	Touchdown
2.	5	19	0:57	Fumble	2.	6	41	2:26	Touchdown
3.	4	75	2:08	Touchdown	3.	6	62	2:23	Field Goal
4.	10	55	4:24	Interception	4.	3	4	1:40	Punt
5.	11	67	5:15	Touchdown	5.	3	2	1:24	Punt
6.	3	-2	1:35	Punt	6.	7	48	1:19	Interception
7.	1	-1	0:22	End of Half	7.	3	9	1:42	Punt
8.	10	76	5:49	Field Goal	8.	3	4	0:34	Interception
9.	9	30	4:05	Field Goal	9.	3	8	1:28	Punt
10.	10	40	5:40	Punt	10.	8	42	4:56	Punt
11.	7	30	3:49	Interception	11.	5	57	1:19	Touchdown
12.	4	-9	0:24	Downs	12.	1	-1	0:14	End of Game

CLEVELAND BROWNS VS. ARIZONA CARDINALS (11.5.23)

BROWNS (36:25)					CARDINALS (23:35)				
	PLAYS	YARDS	TIME	END		PLAYS	YARDS	TIME	END
1.	6	30	3:29	Punt	1.	6	27	3:07	Punt
2.	6	20	3:22	Downs	2.	3	-2	1:19	Punt
3.	5	60	2:46	Field Goal	3.	3	-4	1:42	Punt
4.	11	49	6:22	Touchdown	4.	2	15	1:05	Interception
5.	3	0	1:00	Punt	5.	3	2	2:21	Punt
6.	9	39	1:44	Field Goal	6.	3	-12	1:43	Punt
7.	3	1	1:33	Punt	7.	3	0	0:58	Punt
8.	5	9	2:51	Punt	8.	1	-8	0:07	Fumble
9.	3	11	1:24	Touchdown	9.	4	10	2:28	Punt
10.	3	4	2:05	Punt	10.	3	10	1:19	Interception
11.	10	46	5:07	Missed FG	11.	5	18	2:07	Downs
12.	4	56	2:13	Touchdown	12.	3	-2	0:59	Punt
13.	3	4	0:27	Punt	13.	6	5	2:31	Punt
14.	3	2	2:02	Punt	14.	3	-6	1:49	End of Game

CLEVELAND BROWNS AT BALTIMORE RAVENS (11.12.23)

BROWNS (34:15)					RAVENS (25:45)				
	PLAYS	YARDS	TIME	END		PLAYS	YARDS	TIME	END
1.	2	4	0:40	Interception	1.	5	79	2:38	Touchdown
2.	4	12	1:29	Punt	2.	8	56	3:58	Field Goal
3.	10	49	2:46	Field Goal	3.	3	2	1:15	Punt
4.	3	0	2:28	Punt	4.	9	37	5:16	Blocked FG
5.	12	70	7:16	Field Goal	5.	2	9	0:19	Interception
6.	6	33	1:12	Field Goal	6.	6	78	2:31	Touchdown
7.	7	11	0:43	Downs	7.	4	20	2:29	Punt
8.	17	75	10:09	Touchdown	8.	7	12	3:17	Touchdown
9.	6	75	2:37	Touchdown	9.	2	2	0:41	Interception
10.	12	58	4:55	Field Goal	10.	6	16	3:21	Punt

2023 BALL POSSESSION AND DRIVE CHART

CLEVELAND BROWNS VS. PITTSBURGH STEELERS (11.19.23)

BROWNS (31:27)					STEELERS (28:33)				
AVERAGE DRIVE START CLE 30					AVERAGE DRIVE START PIT 25				
	PLAYS	YARDS	TIME	END		PLAYS	YARDS	TIME	END
1.	8	31	4:32	Punt	1.	3	-2	2:04	Punt
2.	7	50	3:49	Touchdown	2.	5	18	3:19	Punt
3.	3	9	1:24	Punt	3.	8	37	3:43	Punt
4.	3	7	2:20	Punt	4.	5	7	3:20	Punt
5.	17	77	5:24	Field Goal	5.	1	-1	0:05	End of Half
6.	9	25	4:28	Punt	6.	2	75	0:50	Touchdown
7.	3	5	0:58	Punt	7.	3	7	1:50	Punt
8.	6	12	2:36	Interception	8.	7	7	2:48	Punt
9.	3	-4	1:00	Punt	9.	3	2	0:40	Punt
10.	3	2	1:53	Punt	10.	13	62	7:10	Field Goal
11.	5	18	1:47	Punt	11.	4	9	2:18	Punt
12.	8	48	1:16	Field Goal	12.	3	0	0:24	Punt
					13.	1	13	0:02	End of Game

CLEVELAND BROWNS AT DENVER BRONCOS (11.26.23)

BROWNS (27:12)					BRONCOS (32:48)				
AVERAGE DRIVE START CLE 24					AVERAGE DRIVE START DEN 25				
	PLAYS	YARDS	TIME	END		PLAYS	YARDS	TIME	END
1.	3	3	1:25	Punt	1.	9	80	5:21	Touchdown
2.	6	24	3:37	Fumble	2.	4	13	1:37	Fumble
3.	3	0	0:57	Punt	3.	13	80	5:52	Touchdown
4.	13	57	5:12	Field Goal	4.	5	14	2:55	Punt
5.	11	67	2:42	Field Goal	5.	1	-1	0:22	End of Half
6.	13	79	6:24	Touchdown	6.	3	6	1:54	Punt
7.	4	6	1:31	Fumble	7.	9	70	5:17	Field Goal
8.	3	-5	1:32	Punt	8.	4	20	1:25	Touchdown
9.	6	35	1:43	Fumble	9.	3	-2	1:50	Punt
10.	6	17	1:26	Downs	10.	7	42	4:05	Field Goal
11.	3	-5	0:13	Safety	11.	3	-6	0:21	Punt
12.	1	-1	0:30	End of Game	12.	3	-8	1:49	Punt

CLEVELAND BROWNS AT LOS ANGELES RAMS (12.3.23)

BROWNS (34:03)					RAMS (25:57)				
AVERAGE DRIVE START CLE 24					AVERAGE DRIVE START LA 30				
	PLAYS	YARDS	TIME	END		PLAYS	YARDS	TIME	END
1.	9	75	4:42	Touchdown	1.	7	49	3:50	Field Goal
2.	3	7	1:40	Punt	2.	2	79	0:49	Touchdown
3.	4	24	1:47	Punt	3.	7	55	2:16	Missed FG
4.	5	17	3:32	Punt	4.	3	3	1:36	Punt
5.	3	6	1:27	Punt	5.	4	28	1:51	Punt
6.	3	1	1:02	Punt	6.	3	3	0:51	Punt
7.	7	58	2:31	Field Goal	7.	13	66	2:06	Field Goal
8.	15	74	7:34	Field Goal	8.	4	25	2:28	Punt
9.	13	75	6:50	Touchdown	9.	7	75	4:19	Touchdown
10.	1	0	0:19	Interception	10.	4	5	1:58	Punt
11.	4	5	1:19	Downs	11.	5	24	2:44	Touchdown
12.	4	-25	1:20	Safety	12.	5	30	0:33	Touchdown
					13.	1	-2	0:36	End of Game

2023 BALL POSSESSION AND DRIVE CHART

CLEVELAND BROWNS VS. JACKSONVILLE JAGUARS (12.10.23)

BROWNS (31:49)					JAGUARS (28:11)				
AVERAGE DRIVE START CLE 33					AVERAGE DRIVE START JAX 30				
	PLAYS	YARDS	TIME	END		PLAYS	YARDS	TIME	END
1.	6	75	3:21	Touchdown	1.	3	7	2:21	Punt
2.	3	2	1:30	Punt	2.	6	40	2:16	Punt
3.	3	0	1:12	Punt	3.	3	4	1:25	Punt
4.	3	1	0:59	Punt	4.	5	12	1:51	Punt
5.	4	72	1:25	Touchdown	5.	1	0	0:13	Interception
6.	5	38	2:46	Interception	6.	6	13	3:38	Punt
7.	1	17	0:10	Fumble	7.	2	12	0:39	Touchdown
8.	3	-2	2:13	Punt	8.	6	32	2:14	Interception
9.	5	18	0:40	Punt	9.	3	0	0:20	Punt
10.	5	20	0:42	Punt	10.	1	-1	0:05	End of Half
11.	7	22	4:25	Touchdown	11.	3	-3	0:56	Fumble
12.	2	-4	0:12	Fumble	12.	3	0	2:01	Punt
13.	7	31	4:17	Punt	13.	6	25	2:27	Touchdown
14.	4	48	1:36	Touchdown	14.	3	9	1:32	Interception
15.	10	29	4:28	Punt	15.	9	75	3:42	Touchdown
16.	4	0	0:20	Field Goal	16.	5	18	0:54	Downs
17.	3	-3	1:33	End of Game	17.	9	75	1:37	Touchdown

CLEVELAND BROWNS VS. CHICAGO BEARS (12.17.23)

BROWNS (31:00)					BEARS (29:00)				
AVERAGE DRIVE START CLE 30					AVERAGE DRIVE START CHI 31				
	PLAYS	YARDS	TIME	END		PLAYS	YARDS	TIME	END
1.	6	19	2:52	Punt	1.	3	5	1:47	Punt
2.	3	8	1:32	Punt	2.	3	5	7:14	Punt
3.	4	0	2:26	Punt	3.	6	30	2:43	Punt
4.	3	2	1:26	Punt	4.	3	8	1:35	Punt
5.	2	2	0:47	Interception	5.	4	1	2:23	Touchdown
6.	12	84	7:06	Touchdown	6.	3	6	1:30	Punt
7.	4	17	1:19	Punt	7.	10	61	0:59	Interception
8.	1	0	0:11	Interception	8.	3	-4	0:59	Punt
9.	3	7	2:05	Punt	9.	9	47	4:38	Field Goal
10.	3	-10	1:02	Punt	10.	3	-9	1:27	Punt
11.	4	13	2:07	Punt	11.	7	32	2:21	Downs
12.	1	0	0:14	Interception	12.	3	6	1:52	Punt
13.	6	52	2:29	Field Goal	13.	6	14	3:21	Punt
14.	3	0	1:56	Punt	14.	3	-2	1:18	Punt
15.	6	80	2:10	Touchdown	15.	5	30	0:32	Interception
16.	8	63	1:18	Field Goal					

CLEVELAND BROWNS AT HOUSTON TEXANS (12.24.23)

BROWNS (33:34)					TEXANS (26:26)				
AVERAGE DRIVE START CLE 36					AVERAGE DRIVE START HST 29				
	PLAYS	YARDS	TIME	END		PLAYS	YARDS	TIME	END
1.	4	59	1:42	Touchdown	1.	5	20	3:31	Punt
2.	6	12	3:10	Punt	2.	4	1	2:01	Punt
3.	4	15	2:54	Punt	3.	4	28	3:06	Punt
4.	3	90	1:32	Touchdown	4.	0	0	0:13	Touchdown
5.	3	-4	1:28	Punt	5.	6	-7	3:16	Punt
6.	6	50	2:51	Touchdown	6.	3	3	2:18	Punt
7.	2	2	0:28	Interception	7.	6	25	1:07	Interception
8.	4	23	0:23	Interception	8.	4	21	2:46	Punt
9.	18	94	9:39	Touchdown	9.	3	2	0:58	Interception
10.	10	51	4:06	Touchdown	10.	4	8	1:34	Downs
11.	6	1	2:51	Downs	11.	10	61	1:58	Touchdown
12.	8	27	2:06	Downs	12.	9	53	1:56	Touchdown
13.	1	-1	0:24	End of Game	13.	10	35	1:42	Downs

2023 BALL POSSESSION AND DRIVE CHART

CLEVELAND BROWNS VS. NEW YORK JETS (12.28.23)

BROWNS (28:09)					JETS (31:51)				
AVERAGE DRIVE START CLE 29					AVERAGE DRIVE START NYJ 31				
	PLAYS	YARDS	TIME	END		PLAYS	YARDS	TIME	END
1.	7	75	3:50	Touchdown	1.	6	75	3:04	Touchdown
2.	7	75	3:23	Touchdown	2.	0	0	0:06	Fumble
3.	4	6	1:14	Downs	3.	3	13	1:22	Interception
4.	3	35	1:42	Fumble	4.	3	5	2:01	Punt
5.	10	79	5:32	Touchdown	5.	3	5	1:31	Punt
6.	5	32	2:37	Interception	6.	3	8	1:36	Punt
7.	3	75	0:37	Touchdown	7.	6	47	1:25	Field Goal
8.	3	7	1:33	Punt	8.	11	58	5:33	Blocked FG, Downs
9.	5	8	2:03	Punt	9.	9	23	5:47	Punt
10.	3	25	1:34	Fumble	10.	5	9	1:35	Punt
11.	3	6	1:37	Punt	11.	7	9	3:05	Field Goal
12.	6	18	2:27	Field Goal	12.	4	9	1:52	Downs
					13.	11	66	2:54	End of Game

CLEVELAND BROWNS VS. CINCINNATI BENGALS (1.7.24)

BROWNS (24:14)					BENGALS (35:46)				
AVERAGE DRIVE START CLE 30					AVERAGE DRIVE START CIN 26				
	PLAYS	YARDS	TIME	END		PLAYS	YARDS	TIME	END
1.	3	6	1:36	Interception	1.	4	22	1:32	Interception
2.	3	-7	1:42	Punt	2.	7	60	4:03	Touchdown
3.	3	1	2:16	Punt	3.	5	67	3:03	Touchdown
4.	3	0	1:04	Punt	4.	8	75	5:25	Touchdown
5.	4	20	2:31	Punt	5.	5	20	2:55	Punt
6.	2	4	0:39	Interception	6.	4	7	1:19	Field Goal
7.	7	47	1:55	End of Half	7.	3	-13	1:40	Punt
8.	3	6	1:36	Punt	8.	14	99	8:12	Touchdown
9.	5	17	1:54	Punt	9.	3	5	1:20	Punt
10.	5	16	2:26	Punt	10.	3	-4	1:59	Punt
11.	5	55	2:08	Touchdown	11.	3	9	2:13	Punt
12.	9	75	3:58	Touchdown	12.	3	1	2:05	Punt
13.	1	-1	0:29	End of Game					

2023 RED ZONE EFFICIENCY

	BROWNS	OPPONENTS
NUMBER OF TRIPS INTO OPPONENT'S RED ZONE	50	41
TOTAL SCORES	45	37
Touchdowns	28	28
Field goals/attempts	17/18	9/10
TOUCHDOWN PERCENTAGE	56	68.3
SCORING PERCENTAGE	90	90.2
Turnovers	1	0
Downs	1	1
Missed field goals	2	4
Time expired	0	1
Ended without trying to score	0	0
SCORES FROM OUTSIDE THE RED ZONE	25	14
Touchdowns	8	7
Field goals	15	6
Safeties	1	1

LONGEST DRIVES

GAME-BY-GAME - LONGEST DRIVES - PLAYS

			BROWNS			OPPONENTS	
GAME		#PLAYS	NET YARDS/TIME	DRIVE RESULT	#PLAYS	NET YARDS/TIME	DRIVE RESULT
9/10	CIN	9	67/1:19	Touchdown	7	17/2:49	Missed FG
9/18	at PIT	11	60/6:05	Field Goal	9	44/3:13	Field Goal
		11	78/5:36	Fumble			
9/24	TEN	12	48/7:11	Field Goal	10	55/1:00	End of Half
10/1	BAL	8	40/4:17	Field Goal	10	74/2:34	Touchdown
		8	16/3:53	Punt			
10/15	SF	14	38/7:37	Field Goal	11	71/6:28	Field Goal
10/22	at IND	12	80/2:20	Touchdown	8	75/4:47	Touchdown
					8	75/4:12	Touchdown
10/29	at SEA	11	67/5:15	Touchdown	8	80/3:55	Touchdown
11/5	ARI	11	49/6:22	Touchdown	6	27/3:07	Punt
11/12	at BAL	17	75/10:09	Touchdown	9	37/5:16	Blocked FG
11/19	PIT	17	77/5:24	Field Goal	13	62/7:10	Field Goal
11/26	at DEN	13	57/5:12	Field Goal	13	80/5:52	Touchdown
12/3	at LAR	15	74/7:34	Field Goal	13	66/2:06	Field Goal
12/10	JAX	10	29/4:28	Punt	9	75/3:42	Touchdown
					9	75/1:37	Touchdown
12/17	CHI	12	84/7:06	Touchdown	10	61/0:59	Interception
12/24	at HOU	18	94/9:39	Touchdown	10	61/1:58	Touchdown
12/28	NYJ	10	79/5:32	Touchdown	11	66/2:24	End of Game
1/7	at CIN	9	75/3:58	Touchdown	14	99/8:12	Touchdown

2023 GAME-BY-GAME - LONGEST DRIVES - NET YARDS

			BROWNS					OPPONENTS			
GAME		#PLAYS	NET YARDS/TIME	DRIVE RESULT	#PLAYS	NET YARDS/TIME	DRIVE RESULT				
9/10	CIN	9	67/1:19	Touchdown	5	41/3:20	Punt				
9/18	at PIT	11	78/5:36	Fumble	4	82/1:36	Touchdown				
9/24	TEN	11	85/5:34	Touchdown	10	55/1:00	End of Half				
10/1	BAL	6	53/2:15	Interception	8	93/4:24	Touchdown				
10/15	SF	5	83/2:16	Touchdown	11	71/6:28	Field Goal				
10/22	at IND	12	80/2:20	Touchdown	6	75/2:25	Touchdown				
					8	75/4:47	Touchdown				
					8	75/4:12	Touchdown				
					2	75/0:55	Touchdown				
10/29	at SEA	4	75/2:08	Touchdown	8	80/3:55	Touchdown				
11/5	ARI	5	60/2:46	Field Goal	6	27/3:07	Punt				
11/12	at BAL	17	75/10:09	Touchdown	5	79/2:38	Touchdown				
		6	75/2:37	Touchdown							
11/19	PIT	17	77/5:24	Field Goal	2	75/0:50	Touchdown				
11/26	at DEN	13	79/6:24	Touchdown	13	80/5:52	Touchdown				
					9	80/5:21	Touchdown				
12/3	at LAR	9	75/4:42	Touchdown	2	79/0:49	Touchdown				
12/10	JAX	6	75/3:21	Touchdown	9	75/3:42	Touchdown				
					9	75/1:37	Touchdown				
12/17	CHI	12	84/7:06	Touchdown	10	61/0:59	Interception				
12/24	at HOU	18	94/9:39	Touchdown	10	61/1:58	Touchdown				
12/28	NYJ		79/5:32	Touchdown	6	75/3:04	Touchdown				
1/7	at CIN	9	75/3:58	Touchdown	14	99/8:12	Touchdown				

2023 LONGEST PLAYS

LONGEST PLAYS FROM SCRIMMAGE

BROWNS		
YARDS	OPPONENT	PLAY
75	12/24 at HOU	A. Cooper reception
69	10/22 at IND	J. Ford rush
69	9/18 at PIT	J. Ford rush
59	11/5 vs. ARI	A. Cooper reception
58	10/15 vs. SF	A. Cooper reception
57	12/17 vs. CHI	M. Goodwin reception
53	12/24 at HOU	A. Cooper reception
51	12/17 vs. CHI	A. Cooper reception
50	12/28 vs. NYJ	J. Ford reception
49	11/5 vs. ARI	A. Cooper reception
43	12/28 vs. NYJ	D. Njoku reception
43	9/24 vs. TEN	A. Cooper reception
42	12/17 vs. CHI	A. Cooper reception
42	12/3 at LAR	E. Moore reception
41	12/10 vs. JAX	Dav. Bell reception
41	10/29 at SEA	D. Njoku reception
41	10/29 at SEA	K. Hunt rush
40	10/1 vs. BAL	P. Strong rush
36	12/28 vs. NYJ	D. Njoku reception
34	12/17 vs. CHI	D. Njoku reception
34	12/10 vs. JAX	D. Njoku reception
33	9/10 vs. CIN	E. Moore reception
31	1/8 at CIN	Dav. Bell reception
31	12/17 vs. CHI	D. Njoku reception
30	12/10 vs. JAX	D. Njoku reception
30	10/22 at IND	E. Moore reception
29	9/24 vs. TEN	D. Peoples Jones reception
29	9/18 at PIT	D. Njoku reception
28	12/28 vs. NYJ	D. Njoku reception
28	12/28 vs. NYJ	J. Akins reception
28	11/12 at BAL	J. Ford rush
28	11/12 at BAL	A. Cooper reception
26	12/10 vs. JAX	J. Ford rush
26	10/22 at IND	D. Njoku reception
26	10/15 vs. SF	A. Cooper reception
25	11/12 at BAL	A. Cooper reception
25	9/24 vs. TEN	A. Cooper reception
24	1/8 at CIN	Dav. Bell reception
24	12/28 vs. NYJ	E. Moore reception
24	12/3 at LAR	J. Ford reception
23	12/24 at HOU	A. Cooper reception
23	12/3 at LAR	H. Bryant reception
23	11/12 at BAL	D. Njoku reception
23	9/18 at PIT	A. Cooper reception
22	12/28 vs. NYJ	E. Moore reception
22	12/24 at HOU	A. Cooper reception
22	12/3 at LAR	A. Cooper reception
22	12/3 at LAR	E. Moore reception
22	10/29 at SEA	A. Cooper reception
22	10/15 vs. SF	J. Ford rush
21	12/24 at HOU	A. Cooper reception
21	12/24 at HOU	D. Njoku reception
20	12/10 vs. JAX	E. Moore reception
20	10/29 at SEA	A. Cooper reception
20	10/15 vs. SF	M. Goodwin rush
20	9/10 vs. CIN	A. Cooper reception
20	9/18 at PIT	N. Chubb rush

NO. OF 20-PLUS YARD PLAYS: 48 (9 RUSH, 39 PASS)
NO. OF 40-PLUS YARD PLAYS: 18 (4 RUSH, 14 PASS)

OPPONENTS		
YARDS	OPPONENT	PLAY
75	10/22 at IND	M. Pittman reception
74	11/19 vs. PIT	J. Warren rush
71	9/18 at PIT	G. Pickens reception
70	12/3 at LAR	P. Nacua reception
59	10/22 at IND	J. Downs reception
45	10/29 at SEA	K. Walker rush
44	1/8 at CIN	J. Nixon rush
43	10/29 at SEA	D. Metcalf reception
43	10/1 vs. BAL	Z. Flowers reception
40	11/12 at BAL	O. Beckham reception
39	11/12 at BAL	K. Mitchell rush
36	11/12 at BAL	M. Andrews rush
36	10/1 vs. BAL	M. Andrews reception
35	1/8 at CIN	C. Jones reception
34	10/22 at IND	J. Downs reception
33	10/15 vs. SF	B. Aiyuk reception
33	9/24 vs. TEN	C. Moore reception
32	11/12 at BAL	K. Mitchell rush
31	12/3 at LAR	P. Nacua rush
30	12/17 vs. CHI	T. Scott reception
30	12/3 at LAR	D. Robinson reception
30	9/18 at PIT	J. Warren rush
32	10/22 at IND	A. Pierce reception
27	1/8 at CIN	C. Brown rush
27	12/17 vs. CHI	D. Moore reception
27	10/29 at SEA	Nl. Fant rush
27	10/15 vs. SF	C. McCaffrey rush
26	9/24 vs. TEN	D. Hopkins reception
25	1/8 at CIN	T. Irwin reception
25	12/28 vs. NYJ	Bre. Hall rush
25	10/15 vs. SF	B. Aiyuk reception
25	9/18 at PIT	G. Pickens reception
24	12/28 vs. NYJ	J. Brownlee reception
24	10/22 at IND	J. Taylor rush
23	12/10 vs. JAX	E. Ingram reception
23	10/1 vs. BAL	M. Gordon reception
23	9/18 at PIT	G. Pickens reception
22	12/28 vs. NYJ	G. Wilson rush
22	12/17 vs. CHI	R. Johnson rush
22	10/1 vs. BAL	M. Gordon rush
22	9/10 vs. CIN	J. Nixon rush
21	12/28 vs. NYJ	Bre. Hall reception
21	12/10 vs. JAX	Z. Jones reception
21	12/3 at LAR	K. Williams rush
21	12/3 at LAR	T. Higbee reception
21	11/19 vs. PIT	J. Warren rush
21	9/18 at PIT	N. Harris rush
21	10/22 at IND	Z. Moss rush
20	12/28 vs. NYJ	T. Conklin reception
20	12/28 vs. NYJ	K. Yeboah reception
20	12/17 vs. CHI	D. Moore reception
20	12/3 at LAR	P. Nacua reception
20	10/22 at IND	J. Downs reception
20	10/22 at IND	J. Taylor receptions

NO. OF 20-PLUS YARD PLAYS: 52 (16 RUSH, 33 PASS)
NO. OF 40-PLUS YARD PLAYS: 9 (3 RUSH, 6 PASS)

2023 LONGEST PLAYS

LONGEST KICK/PUNT RETURNS

TYPE	YARDS	BROWNS	RETURNER
		OPPONENT	
KR	33	11/12 at BAL	P. Strong
KR	29	12/10 vs. JAX	P. Strong
KR	26	9/24 vs. TEN	P. Strong
KR	24	10/22 at IND	P. Strong
KR	23	10/15 vs. SF	J. Darden
PR	21	11/19 vs. PIT	J. Proche
NO. OF 20-PLUS YARD RETURNS: 6 (5 KICKOFF, 1 PUNT)			
NO. OF 40-PLUS YARD RETURNS: 0 (0 KICKOFF, 0 PUNT)			

TYPE	YARDS	OPPONENTS	RETURNER
		OPPONENT	
KR	34	12/28 vs. NYJ	X. Gipson
KR	28	10/15 vs. SF	R. McCloud
KR	28	10/1 vs. BAL	D. Duvernay
PR	28	10/1 vs. BAL	D. Duvernay
KR	27	1/8 at CIN	C. Brown
KR	27	9/10 vs. CIN	C. Evans
PR	26	12/10 vs. JAX	P. Washington
KR	24	10/29 at SEA	D. Eskridge
PR	23	11/5 vs. ARI	G. Dortch
PR	21	11/19 vs. PIT	C. Austin
KR	21	9/24 vs. TEN	T. Spears
KR	21	10/22 at IND	I. McKenzie
PR	21	10/22 at IND	I. McKenzie
PR	20	12/28 vs. NYJ	X. Gipson
KR	20	12/10 vs. JAX	D. Johnson
KR	20	11/12 at BAL	D. Duvernay
NO. OF 20-PLUS YARD RETURNS: 13 (8 KICKOFF, PUNT)			
NO. OF 40-PLUS YARD RETURNS: 0 (0 KICKOFF, 0 PUNT)			