




CLEVELAND BROWNS

2 0 2 4 S E A S O N



VS



GAME RELEASE

MINNESOTA VIKINGS VS CLEVELAND BROWNS

AUGUST 17, 2024 • 4:25 PM



CLEVELAND BROWNS WEEKLY GAME RELEASE

SATURDAY, AUGUST 17, 2024 | 4: 25 PM ET | CLEVELAND BROWNS STADIUM | CLEVELAND, OHIO



VS.



2024 SCHEDULE

PRESEASON (0-1)

| WK | DATE | OPPONENT | TIME (ET) |
|----|---------|---------------------|-----------|
| 1 | Aug. 10 | GREEN BAY PACKERS | 10:23 PM |
| 2 | Aug. 17 | MINNESOTA VIKINGS | 4:25 PM |
| 3 | Aug. 24 | at Seattle Seahawks | 10 PM |

REGULAR SEASON (0-0)

| | | | |
|----|---------|--------------------------|---------|
| 1 | Sep. 8 | DALLAS COWBOYS | 4:25 PM |
| 2 | Sep. 15 | at Jacksonville Jaguars | 1 PM |
| 3 | Sep. 22 | NEW YORK GIANTS | 1 PM |
| 4 | Sep. 29 | at Las Vegas Raiders | 4:25 PM |
| 5 | Oct. 6 | at Washington Commanders | 1 PM |
| 6 | Oct. 13 | at Philadelphia Eagles | 1 PM |
| 7 | Oct. 20 | CINCINNATI BENGALS | 1 PM |
| 8 | Oct. 27 | BALTIMORE RAVENS | 1 PM |
| 9 | Nov. 3 | LOS ANGELES CHARGERS | 1 PM |
| 10 | | BYE WEEK | |
| 11 | Nov. 17 | at New Orleans Saints | 1 PM |
| 12 | Nov. 21 | PITTSBURGH STEELERS | 8:15 PM |
| 13 | Dec. 2 | at Denver Broncos | 8:15 PM |
| 14 | Dec. 8 | at Pittsburgh Steelers | 1 PM |
| 14 | Dec. 15 | KANSAS CITY CHIEFS | 1 PM |
| 16 | Dec. 19 | at Cincinnati Bengals | 8:15 PM |
| 17 | Dec. 29 | MIAMI DOLPHINS | 8:20 PM |
| 18 | TBD | at Baltimore Ravens | TBD |

BROWNS COMMUNICATIONS STAFF

PETER JOHN-BAPTISTE, CHIEF COMMUNICATIONS OFFICER
pjohnbaptiste@haslamsports.com, (440) 891-5015

DAN MURPHY, DIRECTOR, FOOTBALL COMMUNICATIONS
dmurphy@clevelandbrowns.com, (440) 824-3659

JORDYN WHITE, DIRECTOR, COMMUNITY & CORPORATE COMMUNICATIONS
jwhite@clevelandbrowns.com, (440) 824-6175

DOMINIQUE PAGE, MANAGER, COMMUNICATIONS
dpage@clevelandbrowns.com, (440) 891-5025

VICTORIA GUERRA, COORDINATOR, COMMUNICATIONS
vguerra@clevelandbrowns.com, (817) 905-7330

COLLIN THOMAS, INTERN, COMMUNICATIONS
cthomas@clevelandbrowns.com, (772) 233-8510

LIANNE RODRIGUEZ, FELLOW, COMMUNICATIONS
lrodriguez@haslamsports.com, (817) 367-6826

PRESEASON WEEK 2 VS. VIKINGS

The Browns host the Minnesota Vikings at 4:25 p.m. on Saturday, Aug. 10. The teams last faced off in preseason action in 2002 and last met in the regular-season in 2021 with the Browns claiming a 14-7 victory at U.S. Bank Stadium.

BROADCAST INFORMATION

TELEVISION: WEWS

Play-by-Play: Chris Rose

Analyst: Nathan Zegura

Sideline Reporter: Aditi Kinkhabwala

UNIVERSITY HOSPITALS CLEVELAND BROWNS RADIO NETWORK

92.3 The Fan (WKRK-FM), 850 ESPN Cleveland & WNCX (98.5 FM)

Play-by-Play: Jim Donovan

Analyst: Je'Rod Cherry

Sideline Reporter: Ken Carman

UPCOMING MEDIA SCHEDULE

MONDAY, AUGUST 12

11:10 a.m. - Pass Game Specialist/Tight Ends Coach Tommy Rees and select players available

1:30 p.m. - Head Coach Kevin Stefanski available

2:00 p.m. - Practice (open to fans)

TUESDAY, AUGUST 13

No availability

WEDNESDAY, AUGUST 14

11:10 a.m. - Select players available

2:10 p.m. - Joint practice with Minnesota

After practice - Kevin Stefanski available

THURSDAY, AUGUST 15

11:10 a.m. - Select players available

2:10 p.m. - Joint practice with Minnesota

After practice - Kevin Stefanski available

FRIDAY, AUGUST 16

No availability

BROWNS ONLINE MEDIA CENTER

The Browns PR staff invites media members to utilize the Browns Media Center available at browns.1rmg.com.

The online media center is updated daily and includes information to better assist media cover the team. All information is available to view, download and print on the site and is available via desktop or mobile platform.

If you have any questions, please contact a member of the Browns PR staff.

NOTABLE STORYLINES

- Last week, the Browns opened preseason play with a 23-10 loss to the Packers. QB Jameis Winston started the game and completed 4 of 5 passes and led the Browns to a field goal in his lone drive. QB Dorian Thompson-Robinson completed 14-of-18 passes for 134 yards and led the Browns on their lone touchdown drive that resulted in a 1-yard touchdown run by rookie RB Aidan Robbins.

- The Browns finished 8-1 at home in 2023, a team record for wins at home. Under Kevin Stefanski, the team has posted a 24-10 (.706) record at Cleveland Browns Stadium.

- The Browns finished the 2023 season with an 11-6 record and a trip to the postseason. The 11 regular season wins tied for the second-most in team history, trailing only the 1986 team's 12. Head coach Kevin Stefanski (2020 and 2023) joined Pro Football Hall of Famer Paul Brown (1951 and 1953) as the only coaches in team history to record multiple seasons with at least 11 regular season wins.

- In 2023, the Browns claimed several on-field awards, including Kevin Stefanski winning NFL Coach of the Year, DE Myles Garrett was named the Defensive Player of the Year, QB Joe Flacco won NFL Comeback Player of the Year and Defensive Coordinator Jim Schwartz was named NFL Assistant Coach of the Year. The Browns also had seven players (G Joel Bitonio, WR Amari Cooper, Garrett, TE David Njoku, LB Jeremiah Owusu-Koramoah, G Wyatt Teller and CB Denzel Ward) selected to the Pro Bowl, the team's most since 1988.

- Last season, the Browns led the NFL in several categories including total defense (270.2 yards per game), passing defense (164.7 yards per game), third down percentage (67-of-230 for 29.1 percent) and first downs allowed (253). The team's 270.2 net yards allowed per game were the fewest allowed in the NFL since the 2014 Seahawks (267.1) and the fewest allowed by a Browns team since 1957. The Browns set a franchise record for sacks in a season with 48. Cleveland also led the league by forcing 112 punts, the third-most forced by an NFL team since 1970.

- DE Myles Garrett was named to the A.P. All-Pro Team for the fifth time in his career and third time as a first-team honoree. He led the Browns and finished

tied for seventh in the NFL with 14 sacks. His 14 sacks tied for third-most by a Brown in a season. Garrett is the only NFL player to record at least 14 sacks in each of the past three seasons (2021-23) and the only player to record at least 10 sacks in each of the past six seasons (2018-23). Garrett is the Browns all-time sack leader with 88.5.

- TE David Njoku led the team with 81 receptions last season, the fifth-most by a Browns tight end in a season and tied for the eighth-most by any Browns player. He also led the team with a career-high six receiving touchdowns, the most by a Browns tight end since Gary Barnidge recorded nine in 2015. Among all NFL tight ends last season Njoku ranked tied for second with six receiving touchdowns, tied for fifth with 81 receptions and sixth with 882 receiving yards.

- In 2023, WR Amari Cooper led the Browns with 1,250 receiving yards, the third-most by a Brown in a season. In addition to his 1,160 receiving yards in 2022 last season, Cooper became the first Browns player to record back-to-back 1,000-yard receiving seasons.

- K Dustin Hopkins converted 33 of 36 field goals last season, including four game-winners. His 33 made field goals were the most by a Brown in a season and his eight 50-plus yards field goals were also a team record. He finished second to Jim Brown (126 in 1965) for the most points scored by a Brown in a season with 123. Hopkins set an NFL record with at least one 50-plus yard field goal in five consecutive games. He inked a three-year contract extension in July.

- CB Martin Emerson Jr. led the team with four interceptions and tied for the team lead with 14 passes defended. He ranks tied for fifth in the NFL with 29 passes defended since 2022.

- LB Jeremiah Owusu-Koramoah led the Browns with 98 tackles, while adding 3.5 sacks, six passes defended and one forced fumble. He finished fourth in the NFL with 20 tackles-for-a-loss during the regular season and added four more during the club's postseason game at Houston.

THE HEAD COACHES

BROWNS HEAD COACH KEVIN STEFANSKI



Head Coach Kevin Stefanski became the 18th full-time head coach in franchise history on January 13, 2020. In Stefanski's four years, the Browns are 37-30 (.552), the highest winning percentage for the club over a four-year stretch since 1986-89. The two-time Associated Press NFL Coach of the Year led the Browns to two postseason appearances and two 11-win seasons becoming the second coach in club history to record multiple seasons with at least 11 regular season wins (Paul Brown, 1951 and 1953). In his first season, he led the club to their first playoff appearance since 2002 and first playoff victory in 26 years, earning him his first AP Coach of the Year. Prior to Cleveland, Stefanski spent 14 seasons with the Minnesota Vikings in various roles. Stefanski joined the Vikings in 2006 as an assistant to the head coach, assistant quarterbacks coach (2009-13), tight ends (2014-15) and lone season (2016) coaching running backs. From 2017-18, he coached the quarterbacks and added the role of interim offensive coordinator for the final three games in 2018 before being named the team's offensive coordinator in 2019. Stefanski played defensive back at University of Pennsylvania.

COACHES COMPARISON

| Kevin Stefanski | | Kevin O'Connell |
|-----------------|-------------------------------|-----------------|
| 37-30 (.552) | Record as Head Coach | 20-14 (.588) |
| 37-30 (.552) | Record with Current Team | 20-14 (.588) |
| 11-6 (.647) | 2023 Overall Record | 7-10 (.412) |
| 5th | Years as Head Coach with Team | 2nd |
| 5th | Years as Head Coach in NFL | 2nd |
| 19th | Years in the NFL | 13th |

VIKINGS HEAD COACH KEVIN O'CONNELL



Kevin O'Connell was appointed the 10th head coach of the Vikings franchise on Feb. 16, 2022. He began his NFL coaching career with the Browns as a Quarterbacks coach (2015). O'Connell spent time as part of the 49ers organization in 2016 (Offensive Asst.), Washington in 2017-18 (QBs coach) and 2019 (OC) and Rams in 2020-21 (OC). O'Connell played football at San Diego State (2003-07) in college. He was drafted in the third round (94) of the 2008 NFL Draft by the New England Patriots. He played quarterback New England (2008), Detroit (20009), New York Jets (2009-10, 2011), Miami (2011) and San Diego (2012).

PRESEASON WEEK 2 AFC NORTH SCHEDULE



ATLANTA VS. BALTIMORE
Aug. 17, 12 P.M. ET



CINCINNATI AT CHICAGO
Aug. 17, 1 P.M. ET



BUFFALO VS. PITTSBURGH
Aug. 17, 7 P.M. ET



A LOOK AT THE NEXT GAME



CLEVELAND AT SEATTLE
AUG. 17, 4:25 P.M. ET



The Browns head to Lumen Field to face the Seahawks in the final preseason game. The teams faced each other last in 2023 in Seattle with the Seahawks coming out on top 24-20. The two teams have never met in the preseason before.

REGULAR SEASON WEEK 1 AFC NORTH SCHEDULE



BALTIMORE AT KANSAS CITY
SEP. 5, 8:20 P.M. ET



PITTSBURGH AT ATLANTA
SEP. 8, 1 P.M. ET



NEW ENGLAND VS. CINCINNATI
SEP. 8, 1 P.M. ET



DALLAS VS. CLEVELAND
SEP. 8, 4:25 P.M. ET



SERIES HISTORY

GAME RESULTS VS. MINNESOTA VIKINGS

| Team | Date | Result | Score |
|-----------------------|----------|--------|----------|
| Minnesota Vikings | 10/31/65 | L | 17-27 |
| Minnesota Vikings | 11/19/67 | W | 14-10 |
| at Minnesota Vikings | 11/9/69 | L | 3-51 |
| *at Minnesota Vikings | 1/4/70 | L | 7-27 |
| at Minnesota Vikings | 11/4/73 | L | 3-26 |
| Minnesota Vikings | 9/28/75 | L | 10-42 |
| at Minnesota Vikings | 12/14/80 | L | 23-28 |
| Minnesota Vikings | 9/4/83 | L | 21-27 |
| at Minnesota Vikings | 10/26/86 | W | 23-20 |
| Minnesota Vikings | 12/17/89 | W | 23-17 OT |
| at Minnesota Vikings | 11/22/92 | L | 13-17 |
| at Minnesota Vikings | 12/9/95 | L | 11-27 |
| at Minnesota Vikings | 11/27/05 | L | 12-24 |
| Minnesota Vikings | 9/13/09 | L | 20-34 |
| at Minnesota Vikings | 9/22/13 | W | 31-27 |
| Minnesota Vikings | 10/29/17 | L | 16-33 |
| at Minnesota Vikings | 10/3/21 | W | 14-7 |
| Regular season totals | | 4-11-0 | .267 |
| Home | | 2-5-0 | .286 |
| Away | | 2-6-0 | .250 |

2023 NFL REGULAR SEASON RANKINGS

| | BROWNS | VIKINGS |
|-----------------------|-------------|------------|
| Points PG | 23.29 (T10) | 20.24 (22) |
| Total YPG | 335.9 (16) | 347.8 (10) |
| Rushing YPG | 118.6 (12) | 91.4 (29) |
| Passing YPG | 217.2 (19) | 256.4 (5) |
| Points APG | 21.3 (T13) | 21.3 (T13) |
| Total Defensive YPG | 270.2 (1) | 234.5 (24) |
| Rushing Defensive YPG | 105.5 (11) | 98.7 (8) |
| Passing Defensive YPG | 164.7 (1) | 333.2 (16) |
| Turnover Ratio | -9 (T25) | -12 (30) |

THE LAST TIME VS. MINNESOTA



BROWNS 14
VIKINGS 7
Oct. 3, 2021

U.S. Bank Stadium, Minneapolis, Min.



| TEAM | 1 | 2 | 3 | 4 | F |
|-----------|---|----|---|---|----|
| Cleveland | 0 | 11 | 0 | 3 | 14 |
| Minnesota | 7 | 0 | 0 | 0 | 7 |


SCORING SUMMARY

| TEAM | Q | TIME | PLAY |
|---------|---|------|---|
| Vikings | 1 | 7:26 | J. Jefferson 12 yd. pass from K. Cousins (G. Joseph kick) (14-75, 7:34) |
| Browns | 2 | 1:16 | K.Hunt 1 yd. run (B.Mayfield-A.Janovich pass) (18-64, 8:39) |
| Browns | 2 | 0:02 | C.McLaughlin 48 yd. Field Goal (8-34, 0:43) |
| Browns | 4 | 6:16 | C.McLaughlin 53 yd. Field Goal (7-36, 3:29) |

| TEAM STATISTICS | CLE | MIN |
|---------------------------|---------------|--------------|
| FIRST DOWNS: | 20 | 14 |
| TIME OF POSSESSION: | 35:32 | 24:28 |
| TOTAL NET YARDS: (RU/PA): | 327 (184/143) | 255 (65/190) |
| SACKS/YARDS | 2/13 | 3/12 |
| PUNTS/AVERAGE: | 7/39.9 | 6/48.5 |
| PENALTIES/YARDS: | 7/73 | 7/42 |
| FUMBLES/LOST: | 0/0 | 0/0 |

INDIVIDUAL STATISTICS

PASSING: CLE: B.Mayfield 15-33-155; MIN: K. Cousins 20-38-203
RUSHING: CLE: N.Chubb 21-100, K.Hunt 14-69 (1 TD), B.Mayfield 2-11, O.Beckham 1-4; MIN: D.Cook 9-34, A.Mattison 10-20, K.Osborn 1-10, C.Ham 1-1, K.Cousins 2-0.
RECEIVING: CLE: R.Higgins 4-63, O.Beckham 2-27, K.Hunt 2-17, D.Njoku 2-17, D.Felton 2-12, A.Hooper 1-11, N.Chubb 1-5, H.Bryant 1-3, A. Schwartz 0-0; MIN: J.Jefferson 6-84 (1 TD), T.Conklin 4-18, A.Thielen 3-46, K.Osborn 3-26, D.Cook 3-10, D.Westbrook 1-19, A. Abdullah 1-2.



NOTABLE CONNECTIONS

FORMER COLLEGE TEAMMATES

| | | |
|------------------------------------|---|--|
| CLE WR Jerry Jeudy (2017-19) |  | MIN K Will Reichard (2019-23) |
| CLE RB Jerome Ford (2018-19) | | |
| CLE WR Matt Landers (2022) |  | MIN CB Dwight McGlothern (2022-23) MIN TE Trey Knox (2019-22) |
| CLE CB Justin Hardee Sr. (2012-16) |  | MIN OLB Jihad Ward (2014-15) |
| CLE S Grant Delpit (2017-19) | | MIN G Ed Ingram (2017-21) |
| CLE K Cade York (2019-21) |  | MIN WR Justin Jefferson (2017-19) |
| CLE DT Siaki Ika (2019-20) | | MIN S Jay Ward (2019-22) |
| CLE ILB Devin Bush (2016-18) | | MIN S Joshua Metellus (2016-19) |
| CLE DT Maurice Hurst II (2013-17) |  | MIN QB J.J. McCarthy (2021-23) |
| CLE T James Hudson III (2017-18) | | |
| CLE G Zak Zinter (2020-23) | | |
| CLE WR Jaelon Darden (2017-20) |  | MIN OLB Gabriel Murphy (2019-21) |
| CLE DE Isaiah Thomas (2017-21) | | MIN LB Brian Asamoah II (2018-21) |
| CLE WR Michael Woods II (2021) |  | MIN DL Jalen Redmon (2018-22) |
| CLE WR Cedric Tillman (2018-22) | | MIN G Tyrese Robinson (2017-21) |
| |  | MIN S Theo Jackson (2017-21) |
| CLE TE Jordan Akins (2014-17) |  | MIN CB Shaq Griffin (2013-16) |

FORMER BROWNS

- Vikings General Manager **Kwesi Adofo-Mensah** served as the Vice President of Football Operations for the Browns from 2020-21.
- Vikings Head Coach **Kevin O'Connell** began his NFL coaching career with the Browns as a Quarterbacks coach in 2015.
- Vikings Wide Receivers Coach **Keenan McCardell** played four seasons with the Browns from 1992-95.
- Vikings Quarterbacks Coach **Josh McCown** started 11 games for the Browns at quarterback in two seasons (2015-16).
- Vikings Assistant Head Coach and Outside Linebackers Coach **Mike Pettine** spent the 2014 and 2015 seasons as the Head Coach of the Browns.
- Vikings Passing Game Coordinator/Tight Ends Coach **Brian Angelichio** spent two seasons with the Browns coaching tight ends (2014-15).
- Vikings Game Management Coordinator and Pass Game Specialist **Ryan Cordell** spent three seasons with the Browns from 2019-21, starting as a football research analyst before joining the coaching staff where he worked with the offensive line.
- Vikings CB **AJ Green III** played for the Browns for three seasons (2020-23).
- Vikings QB **Nick Mullens** played for the Browns for one season (2022).

NORTHEAST OHIO TIES

- Vikings LB **Dallas Gant** (Toledo) is an Ohio native.

PLAYER CONNECTIONS

- In Browns DT **Quinton Jefferson's** last two seasons at Maryland, Vikings Wide Receivers Coach **Keenan McCardell** was the wide receivers coach for the Terrapins (2014-15).
- Vikings Safeties Coach **Michael Hutchings** was Western Kentucky's outside linebackers coach in 2022 during Browns S **Kahlel Hailassie's** final season at WKU.

PRESEASON WEEK 2 VS. VIKINGS

FORMER NFL TEAMMATES

| | | |
|------------------------------------|--|--|
| CLE K Dustin Hopkins (2015-21) |  | MIN S Bobby McCain (2021-22) MIN TE Sammis Reyes (2021) |
| CLE DT Maurice Hurst II (2021) |  | MIN WR Trent Sherfield Sr. (2021) |
| CLE WR Elijah Moore (2021-22) | | MIN G Dan Feeney (2021-22) |
| CLE DB Justin Hardee Sr. (2021-23) |  | MIN LB Blake Cashman (2019-21) |
| CLE QB Deshaun Watson (2017-20) | | MIN T David Quessenberry (2017) |
| CLE RB D'Onta Foreman (2017-18) |  | |
| CLE LB Jordan Hicks (2019-21) |  | MIN DB Byron Murphy Jr. (2019-22) |
| CLE DE Ogbo Okoronkwo (2019-21) | | MIN DE Jonah Williams (2021-23) |
| |  | MIN WR Brandon Powell (2021-22) MIN TE Johnny Mundt (2017-21) |
| CLE WR James Proche II (2020-22) | | GB TE Josh Oliver (2021-22) |
| CLE QB Tyler Huntley (2020-23) |  | |
| CLE DT Quinton Jefferson (2020) | | MIN DE Harrison Phillips (2018-21) |
| CLE P Corey Bojorquez (2018-20) |  | |
| CLE WR Amari Cooper (2015-18) |  | GB LB Jihad Ward (2016-17) |
| CLE WR Jerry Jeudy (2020-23) |  | MIN G Dalton Risner (2019-22) |

FORMER VIKINGS

- Browns Head Coach **Kevin Stefanski** started his NFL career with the Vikings, holding various roles, including serving as the offensive coordinator in 2019. (2006-19)
- Browns DE **Za'Darius Smith** played one season for the Vikings (2022).
- Browns LB **Jordan Hicks** played for the Vikings for two seasons (2022-23).
- Browns G **Wyatt Davis** played for the Vikings for one season (2021).
- Browns T **Hakeem Adeniji** spent the 2023 season with the Vikings.
- Browns Cornerbacks Coach **Brandon Lynch's** first full season NFL coaching opportunity was with the Vikings in 2013 as Minnesota's Bill Walsh Diversity Coaching fellow.

MINNESOTA TIES

- Browns G **Zack Johnson** (Apple Valley) and TE **Tryeton Welch** (Buffalo) are Minnesota natives.

COACHING CONNECTIONS

- Browns Pass Game Coordinator and Wide Receivers Coach **Chad O'Shea** was the Offensive Coordinator for the Dolphins in Vikings Defensive Coordinator **Brian Flores's** first season as the head coach of the Miami Dolphins in 2019.
- Browns offensive line coach **Andy Dickerson** (2012-20) worked with Vikings Head Coach **Kevin O'Connell** (2020-22), Assistant Inside Linebackers Coach **Thad Bogardus** (2017-22) and Offensive Coordinator **Wes Phillips** (2019-21) while with the Los Angeles Rams.
- Browns Running Backs Coach **Duce Staley** (2023) and Vikings Quarterbacks Coach **Josh McCown** (2023) worked together at the Carolina Panthers.
- Browns senior offensive assistant **Bill Musgrave** (2017-18) and Vikings Running Game Coordinator and Running Backs Coach **Curtis Modkins** (2018-21) spent one season together at the Denver Broncos.

RB NICK CHUBB

- Is 30 rushing yards away from becoming third on the franchise's all-time rushing yard list.
- Two rushing scores shy of 50 for his career.
- If Chubb rushes for 489 yards and enters the 7,000 rushing yard club, he and Jim Brown (9,322) would be the lone Browns to rush for at least 7,000 yards in their first seven seasons.
- Can become the second Brown to tally 1,525 rushing yards and 12 scores in a season twice, fifth time overall, along with Jim Brown (1958, 1963 and 1965).

WR AMARI COOPER

- Can become the first-ever Brown with three consecutive 1,000-yard receiving seasons.
- Looks to surpass the 1,000-yard receiving benchmark for eighth time in career... Only Mike Evans (10) and Jerry Rice (nine) have more in their first 10 seasons if Cooper accomplishes this feat.
- 10 straight seasons with five-or-more receiving scores can place him as one-of-two in NFL history to do so in their first 10 seasons, joining Marvin Harrison (Mike Evans has the opportunity to do so as well).
- Seven receptions surpass Marshall Faulk (673) for the fifth most by a top-five pick in first 10 years.
 1. Cooper is 271 receiving yards away from passing Keyshawn Johnson for the fourth most by a top-five pick in their first 10 years.
 2. One rec TD breaks tie with Keyshawn Johnson for third and five ties A.J. Green for third by a top-five pick in their first 10 years.

DE MYLES GARRETT

- He can extend his record as lone NFL player with seven straight seasons of double-digit sacks. Only six other players in league history have done so.
- Can join T.J. Watt (five) and Reggie Watt (seven) as the only players in league history with five of their first eight seasons tallying at least 13 sacks.
- 11.5 sacks away from 100 in career. The 43rd player ever to reach the milestone.

- Nine and a half sacks from passing Mario Williams (97.5) for sole possession of second-most sacks by a No.1 pick.
- A double-digit sack season takes sole possession of second most sacks by a first-round pick in their first eight years. Passes Derrick Thomas, Von Miller and Aaron Donald, who have 98.0.
- Can become the fourth player since 1982 to record 10-or-more sacks in at least seven of their first eight seasons, joining Hall of Famer Reggie White (eight), Von Miller (seven), and Hall of Famer DeMarcus Ware (seven).
- A defensive score puts him at two for sole possession of second most, behind No. 1 overall pick Jadeveon Clowney (four), in league history.

TE DAVID NJOKU

- 13 receptions away from 300 in career.
- 736 receiving yards away from 4,000 career.
- Five games from 100 career.
- Aims for his third consecutive season with 600 or more receiving yards.

CB DENZEL WARD

- Can extend accomplishment as the only player in NFL with at least 10 pass deflections and two interceptions in first seven seasons.
- Four pass deflections away from 80 career.
- Need 16 passes defended ties Jalen Ramsey for third most by a top-five pick in first seven seasons.
- Ward is second on the Browns' all-time list of games with multiple pass breakups (21)...Needs seven games to match Joe Haden's 28.

QB DESHAUN WATSON

- One game with over 250 passing yards and 40 rushing yards matches Randall Cunningham (13) for the fourth-most games in NFL history.

TEAM NOTES

- The Browns roster has 12 players who have received Pro Bowl honors.
G Joel Bitonio earned his sixth-straight Pro Bowl nod in 2023, the most by any current Brown.

BROWNS PRO BOWLERS

| | |
|--------------------------------|------------------------------------|
| G Joel Bitonio (6) | 2018, 2019, 2020, 2021, 2022, 2023 |
| DE Myles Garrett (5) | 2018, 2020, 2021, 2022, 2023 |
| WR Amari Cooper (5) | 2015, 2016, 2018, 2019, 2023 |
| CB Denzel Ward (3) | 2018, 2021, 2023 |
| QB Deshaun Watson (3) | 2018, 2019, 2020 |
| G Wyatt Teller (3) | 2021, 2022, 2023 |
| DE Za'Darius Smith (3) | 2019, 2020, 2022 |
| TE David Njoku (1) | 2023 |
| LB Jeremiah Owusu-Koramoah (1) | 2023 |
| CB Justin Hardee Sr. (1) | 2022 |
| QB Jameis Winson (1) | 2015 |
| QB Tyler Huntley (1) | 2022 |



- The current Browns roster has 12 former first round picks including seven top-10 picks.

FORMER FIRST ROUNDERS

| Round (Overall) | Player | Team | Year |
|-----------------|---------------------|------------|------|
| 1 (1) | QB Jameis Winston | Buccaneers | 2015 |
| 1 (4) | WR Amari Cooper | Raiders | 2015 |
| 1 (8) | T Jack Conklin | Titans | 2016 |
| 1 (31) | T Germain Ifedi | Seahawks | 2016 |
| 1 (1) | DE Myles Garrett | Browns | 2017 |
| 1 (12) | QB Deshaun Watson | Texans | 2017 |
| 1 (29) | TE David Njoku | Browns | 2017 |
| 1 (4) | CB Denzel Ward | Browns | 2018 |
| 1 (10) | LB Devin Bush | Steelers | 2019 |
| 1 (10) | T Jedrick Wills Jr. | Browns | 2020 |
| 1 (15) | WR Jerry Jeudy | Broncos | 2020 |
| 1 (26) | CB Greg Newsome II | Browns | 2021 |

- In 2023, the Browns posted their highest winning percentage of all time at Cleveland Browns Stadium with an 8-1 (.889) record.

Highest winning percentage at Cleveland Browns Stadium

| Year | Record | Percent |
|---------|--------|---------|
| 1. 2023 | 8-1 | .889 |
| 2. 2007 | 7-1 | .875 |
| 3. 2020 | 6-2 | .750 |



- In 2023, the Browns tied their second-highest regular season win mark posting 11 wins, just second to 12 wins posted in 1986.

Most Regular Season Wins by a Browns Team

| Year | Total |
|----------|-------|
| 1. 1986 | 12 |
| 2t. 2023 | 11 |
| 2020 | 11 |
| 1994 | 11 |
| 1980 | 11 |
| 1965 | 11 |
| 1953 | 11 |
| 1951 | 11 |



- In 2023, the Browns allowed 4,593 total yards of offense, the lowest mark in the NFL.

2023 NFL Yards Allowed Per Game

| Team | Total Yards | Yards Per Game |
|-----------------------|-------------|----------------|
| 1. Cleveland Browns | 4,593 | 270.2 |
| 2. Kansas City Chiefs | 4,926 | 289.8 |
| 3. New York Jets | 4,969 | 292.3 |

- The Browns allowed 270.2 yards per game in 2023, the single season fewest in the NFL since 2015.

Yards Allowed Per Game Since 2015

| Team | Year | Yards Per Game |
|-------------------------|------|----------------|
| 1. Cleveland Browns | 2023 | 270.2 |
| 2. Buffalo Bills | 2021 | 272.8 |
| 3. New England Patriots | 2019 | 275.9 |



- The Browns allowed just 164.7 passing yards per game, the lowest mark in the NFL in 2023.

2023 NFL Passing Yards Allowed Per Game

| Team | Total Passing Yards | Yards Per Game |
|----------------------|---------------------|----------------|
| 1. Cleveland Browns | 2,800 | 164.7 |
| 2. New York Jets | 2,861 | 168.3 |
| 3. Carolina Panthers | 2,916 | 171.5 |

DEFENSIVE NOTES



- The Browns allowed a league-low 253 first downs in 2023.

2023 Fewest First Downs Allowed

| Team | Total |
|------------------------|-------|
| 1. Cleveland Browns | 253 |
| 2. New York Jets | 298 |
| 3t. New Orleans Saints | 300 |
| 3t. Kansas City Chiefs | 300 |

- The Browns defense allowed the lowest third down percentage in the NFL with 29.1 percent in 2023.

2023 Lowest Third Down Percentage

| Team | Conversions | Attempts | Pct |
|---------------------|-------------|----------|------|
| 1. Cleveland Browns | 67 | 230 | 29.1 |
| 2. Denver Broncos | 67 | 202 | 33.2 |
| 3. Atlanta Falcons | 77 | 228 | 33.8 |

- The Browns 112 forced punts were the most allowed since 1967 (Raiders, 111) and the third most all time.

Most Punts Forced in a Season in NFL History

| Team | Year | Punts |
|---------------------|------|-------|
| 1. L.A. Raiders | 1984 | 117 |
| 2. Baltimore Ravens | 1999 | 115 |
| 3. Cleveland Browns | 2023 | 112 |
| 4. Oakland Raiders | 1967 | 111 |



- DE Myles Garrett's 14 sacks in 2023 tied for third behind his previous record of 16 sacks set in 2022 and 2021 for most sacks by a Brown in a season.

Most Sacks by a Brown in a Season

| Player | Year | Total |
|-------------------|------|-------|
| 1t. Myles Garrett | 2022 | 16.0 |
| 1t. Myles Garrett | 2021 | 16.0 |
| 3t. Myles Garrett | 2023 | 14.0 |
| 3t. Reggie Camp | 1984 | 14.0 |
| 5. Myles Garrett | 2018 | 13.5 |

- The only NFL player to record at least 14 sacks in each of the past three seasons (2021-23) and the only player to record at least 10 sacks in each of the past six seasons (2018-23).



- DE Myles Garrett's 88.5 career sacks are the most by a Brown all time.

Most Career Sacks by a Brown

| Player | Games | Sacks |
|-----------------------|-------|-------|
| 1. Myles Garrett | 100 | 88.5 |
| 2. Clay Matthews | 232 | 62.0 |
| 3. Michael Dean Perry | 109 | 51.5 |

- DE Myles Garrett 88.5 sacks are the second-most recorded in the NFL since 2017.

Most NFL Sacks Since 2017

| Player | Team | Games | Total |
|------------------|---------------------|-------|-------|
| 1. T.J. Watt | Pittsburgh Steelers | 104 | 96.5 |
| 2. Myles Garrett | Cleveland Browns | 100 | 88.5 |
| 3. Aaron Donald | L.A. Rams | 106 | 83.0 |

NFL Players with at least 10 Sacks for Six Consecutive Seasons

| Player | Team | Years |
|----------------------|-------------------------|----------------|
| Reggie White* | Philadelphia Eagles | 1985-95 |
| John Randle* | Minnesota Vikings | 1992-99 |
| DeMarcus Ware* | Dallas Cowboys | 2006-12 |
| Jared Allen | Minnesota Vikings | 2007-13 |
| Bruce Smith* | Buffalo Bills | 1992-98 |
| Lawrence Taylor* | N.Y. Giants | 1984-90 |
| Myles Garrett | Cleveland Browns | 2018-23 |

*Member of Pro Football Hall of Fame

GARRETT BY THE NUMBERS...


1 game with at least 4.0 sacks.

3 games with at least 3.0 sacks.

17 games with at least 2.0 sacks.

25 games with at least 1.5 sacks.

5x Pro-Bowler.



- With his 2023 Pro Bowl selection, DE Myles Garrett tied Bob Gain and Michael Dean Perry with the most Pro Bowl selections by a Browns defensive player with five.

Most Pro Bowl Selections by a Browns Defensive Player

| Player | Years | Total |
|------------------------|------------------|-------|
| 1t. Myles Garrett | 2018, 2020-23 | 5 |
| 1t. Bob Gain | 1957-59, 1961-62 | 5 |
| 1t. Michael Dean Perry | 1989-91, 1993-94 | 5 |



- The only player in Browns history to record back-to-back 1,000-yard receiving seasons (2022-23).



5x Pro-Bowler.



- WR Amari Cooper's 265 receiving yards at Houston on Dec. 24, 2023, are the most receiving yards recorded in a game by a Brown.

Most Receiving Yards in a Game by a Brown

| Player | Date | Opponent | Total |
|-----------------|----------|--------------|-------|
| 1. Amari Cooper | 12/24/23 | at Houston | 265 |
| 2. Josh Gordon | 12/1/13 | Jacksonville | 261 |
| 3. Josh Gordon | 11/24/13 | Pittsburgh | 237 |

- WR Amari Cooper's 1,250 receiving yards in 2023 are third most in a season by a Brown.

Most Receiving Yards by a Brown in a Season

| Player | Year | Total |
|----------------------|------|-------|
| 1. Josh Gordon | 2013 | 1,646 |
| 2. Braylon Edwards | 2007 | 1,289 |
| 3. Amari Cooper | 2023 | 1,250 |
| 4. Webster Slaughter | 1989 | 1,236 |
| 5. Jarvis Landry | 2019 | 1,174 |

- WR Amari Cooper's four-career 200 yard receiving games are tied for second with Jerry Rice for most career games with 200 receiving yards since 1960.

Most career games with 200 receiving yards (since 1960)

| Player | Team (s) | Total |
|-------------------|------------------|-------|
| 1. Calvin Johnson | Detroit | 5 |
| 2t. Amari Cooper | Oak., Dal., Cle. | 4 |
| 2t. Jerry Rice | S.F., Oak., Sea. | 4 |

- WR Amari Cooper is one of four NFL players in history with at least five receiving touchdowns in each of their first nine seasons.

NFL Player with at Least Five Receiving Touchdowns in each of their First Nine Seasons

| Player | Team (s) | Years |
|------------------|------------------|---------|
| Don Hutson* | Green Bay | 1935-45 |
| Marvin Harrison* | Indianapolis | 1996-06 |
| Marques Colston | New Orleans | 2006-14 |
| Amari Cooper | Oak., Dal., Cle. | 2015-23 |

*Member of Pro Football Hall of Fame





- RB Nick Chubb's 6,511 rushing yards is the second most in the NFL since 2018.

Most NFL Rushing Yards since 2018

| Player | Team | Games | Total |
|--------------------|------------|-------|-------|
| 1. Derrick Henry | Tennessee | 88 | 8,268 |
| 2. Nick Chubb | Cleveland | 77 | 6,511 |
| 3. Ezekiel Elliott | Dal., N.E. | 95 | 6,290 |

- Among all RBs, Nick Chubb holds the highest rushing average in the NFL since 2018 with 5.26 yards per carry.

Highest NFL RB Rushing Average since 2018

| Player | Team | Total |
|-------------------|------------|-------|
| 1. Nick Chubb | Cleveland | 5.26 |
| 2. Raheem Mostert | S.F., Mia. | 5.21 |



4x Pro-Bowler.



- RB Nick Chubb has the highest amount of fourth quarter rushes of 10+ yards in the NFL since 2018 with 62.

Most 4th Quarter Rushes of 10+ Yards since 2018

| Player | Team | Total |
|------------------|-----------|-------|
| 1. Nick Chubb | Cleveland | 62 |
| 2. Derrick Henry | Tennessee | 45 |



- RB Nick Chubb is second all-time in NFL career rushing average with 5.26 yards per carry.

Highest Career NFL RB Rushing Average

| Player | Team | Total |
|------------------|------------------|-------|
| 1. Jamal Charles | K.C., Den., Jax. | 5.38 |
| 2. Nick Chubb | Cleveland | 5.26 |
| 3. Jim Brown | Cleveland | 5.22 |

- RB Nick Chubb is fourth all-time in career rushing yards by a Brown with 6,511.

Most Career Rushing Yards by a Brown

| Player | Years | Games | Total |
|----------------|---------|-------|--------|
| 1. Jim Brown | 1957-65 | 118 | 12,312 |
| 2. Leroy Kelly | 1964-73 | 136 | 7,274 |
| 3. Mike Pruitt | 1976-84 | 124 | 6,540 |
| 4. Nick Chubb | 2018-23 | 77 | 6,511 |
| 5. Greg Pruitt | 1973-81 | 118 | 5,496 |



- TE David Njoku's 25 career receiving touchdowns are second all-time behind Ozzie Newsome for most career receiving touchdowns by a Browns TE.

Most Career Receiving TDs by a Brown TE

| Player | Years | Total |
|------------------|---------|-------|
| 1. Ozzie Newsome | 1978-90 | 47 |
| 2. David Njoku | 2017-23 | 25 |
| 3. Milt Morin | 1966-75 | 16 |

- TE David Njoku's 287 career receptions are second all-time behind Ozzie Newsome for most career receptions by a Browns TE.

Most Career Receptions by a Brown TE

| Player | Years | Total |
|------------------|---------|-------|
| 1. Ozzie Newsome | 1978-90 | 662 |
| 2. David Njoku | 2017-23 | 287 |
| 3. Milt Morin | 1966-75 | 271 |



- TE David Njoku is third all-time in career receiving yards by a Browns TE with 3,264.

Most Career Receiving Yards by a Brown TE

| Player | Years | Total |
|------------------|---------|-------|
| 1. Ozzie Newsome | 1978-90 | 7,980 |
| 2. Milt Morin | 1966-75 | 4,208 |
| 3. David Njoku | 2017-23 | 3,264 |

- TE David Njoku 25 receiving touchdowns are the second most receiving touchdowns by a Brown since 1999.

Most Receiving TDs by a Brown since 1999

| Player | Years | Total |
|--------------------|---------|-------|
| 1. Braylon Edwards | 2005-09 | 28 |
| 2. David Njoku | 2017-23 | 25 |
| 3. Kevin Johnson | 1999-03 | 23 |



1x Pro-Bowler. 

- In 2023, TE David Njoku was selected to his first Pro Bowl after setting career highs for receptions (81), receiving yards (882) and receiving touchdowns (six).
- TE David Njoku's 287 receptions are the third most by a Brown since 1999.

Most Receptions by a Brown since 1999

| Player | Years | Total |
|------------------|---------|-------|
| 1. Kevin Johnson | 1999-03 | 315 |
| 2. Jarvis Landry | 2018-21 | 288 |
| 3. David Njoku | 2017-23 | 287 |

- TE David Njoku is fifth in receiving yards by a Brown since 1999.

Most Receiving Yards by a Brown since 1999

| Player | Years | Total |
|---------------------|---------|-------|
| 1. Kevin Johnson | 1999-03 | 3,836 |
| 2. Braylon Edwards | 2005-09 | 3,697 |
| 3. Jarvis Landry | 2018-21 | 3,560 |
| 4. Dennis Northcutt | 2000-06 | 3,438 |
| 5. David Njoku | 2017-23 | 3,264 |



- The first NFL player since 1999 to have at least 10 passes defended and two interceptions in each of his first six seasons.



3x Pro-Bowler.



- CB Denzel Ward is second in career passes defended by a Brown with 76 behind Joe Haden (101).

Most Career Passes Defended by a Brown

| Player | Years | Games | Total |
|-----------------------|----------------|-----------|-----------|
| 1. Joe Haden | 2010-16 | 90 | 101 |
| 2. Denzel Ward | 2018-23 | 79 | 76 |
| 3t. Daylon McCutcheon | 1999-05 | 103 | 53 |
| 3t. Eric Turner | 1991-95 | 63 | 53 |

*Passes defended didn't become an official NFL statistic until 1994.

- CB Denzel Ward is tied for second in the NFL for most passes defended since 2018.

Most Passes Defended since 2018

| Player | Team (s) | Total |
|------------------------|------------------|-----------|
| 1. James Bradberry | Car., NYG, Phi. | 92 |
| 2t. Denzel Ward | Cleveland | 76 |
| 2t. Xavien Howard | Miami | 76 |
| 4. Darius Slay | Det., Phi. | 74 |

- CB Denzel Ward is one of two players with at least two interceptions each season since 2018.

NFL Players with at least Two Interceptions each season since 2018

| Player | Team (s) |
|--------------------|------------------|
| Denzel Ward | Cleveland |
| Justin Simmons | Denver |

- CB Denzel Ward is second behind Frank Minnifield (4) for most Pro Bowls by a Browns cornerback with three.

Most Pro Bowls by a Browns Cornerback

| Player | Years | Total |
|------------------------|-------------------------|----------|
| 1. Frank Minnifield | 1986-89 | 4 |
| 2t. Denzel Ward | 2018, 2021, 2023 | 3 |
| 2t. Hanford Dixon | 1986-88 | 3 |



QB DESHAUN WATSON

• QB Deshaun Watson's 100.8 QB Rating is the third highest in NFL history.

Highest Career QB Rating in NFL History

| Player | Team (s) | Total |
|--------------------|------------|-------|
| 1. Aaron Rodgers | G.B., NYJ | 103.6 |
| 2. Patrick Mahomes | K.C. | 103.5 |
| 3. Deshaun Watson | Hou., Cle. | 100.8 |
| 4. Russell Wilson | Sea., Den. | 100.0 |

RECORD AS A STARTER

8-4 (.667) with Cleveland Browns
5-1 (.833) in 2023.
4-1 (.800) at Cleveland Browns Stadium as a Brown.
36-29 (.554) in career.



3x Pro-Bowler.



G JOEL BITONIO

• G Joel Bitonio's six Pro Bowl selections are tied for the fourth-most in team history, trailing only Pro Football Hall of Famers Joe Thomas (10), Jim Brown (9) and Lou Groza (9).

Most Pro Bowl Selections by a Brown

| Player | Years | Total |
|---------------------|------------------|-------|
| 1. Joe Thomas* | 2008-17 | 10 |
| 2t. Jim Brown* | 1958-66 | 9 |
| 2t. Lou Groza* | 1951-56, 1958-60 | 9 |
| 4t. Joel Bitonio | 2018-23 | 6 |
| 4t. Leroy Kelly* | 1967-72 | 6 |
| 4t. Gene Hickerson* | 1966-71 | 6 |
| 4t. Dick Schafrath | 1964-69 | 6 |

*Member of Pro Football Hall of Fame



6x Pro-Bowler.



• G Joel Bitonio is second behind T Joe Thomas (167) in most starts by a Brown since 1999 with 144.

Most Starts by a Brown since 1999

| Player | Years | Total |
|--------------------|---------|-------|
| 1. T Joe Thomas | 2007-17 | 167 |
| 2. G Joel Bitonio | 2014-23 | 144 |
| 3. DE Orpheus Roye | 2000-07 | 102 |

PLAYER NOTES

- G Joel Bitonio is 21st all-time in games played by a Brown.

Most Games Played by a Brown

| Player | Years | Total |
|-----------------------|---------|-------|
| 12. Joe Thomas | 2007-17 | 167 |
| 13. Robert Jackson | 1975-85 | 160 |
| 14. Tom DeLeone | 1974-84 | 149 |
| 15. Eddie Johnson | 1981-90 | 148 |
| 16t. Charley Hughlett | 2014-23 | 147 |
| 16t. Jerry Sherk | 1970-81 | 147 |
| 18t. Charlie Hall | 1971-80 | 146 |
| 18t. Cody Risien | 1979-89 | 146 |
| 18t. Paul Wiggins | 1957-67 | 146 |
| 21. Joel Bitonio | 2014-23 | 144 |

LB JEREMIAH OWUSU-KORAMOAH

- LB Jeremiah Owusu-Koramoah finished fourth in the NFL in tackles for loss in 2023 with 20 and was named to his first Pro Bowl.

2023 NFL Tackles For Loss Leaders

| Player | Team(s) | Pos. | Total |
|----------------------------|------------|------|-------|
| 1t. Maxx Crosby | Las Vegas | DE | 23 |
| 1t. Danielle Hunter | Minnesota | LB | 23 |
| 3. Khalil Mack | LAC | LB | 21 |
| 4. Jeremiah Owusu-Koramoah | Cleveland | LB | 20 |
| 5. T.J. Watt | Pittsburgh | LB | 19 |



1x Pro-Bowler. 

CB MARTIN EMERSON JR.

- CB Martin Emerson Jr. is tied fifth in the NFL for most passes defended since 2022 with 29.

Most NFL Passes Defensed since 2022

| Player | Years | Total |
|------------------------|---------------|-------|
| 1. Darius Williams | Jacksonville | 35 |
| 2. Charvarius Ward | San Francisco | 34 |
| 3. Sauce Gardner | N.Y. Jets | 32 |
| 4. James Bradberry | Philadelphia | 30 |
| 5t. Martin Emerson Jr. | Cleveland | 29 |
| 5t. Darius Slay | Philadelphia | 29 |



NFL Players That Have Recorded at least 14 Passes Defensed in 2022 and 2023

| Player | Team (s) |
|--------------------|--------------|
| Martin Emerson Jr. | Cleveland |
| Darius Williams | Jacksonville |
| Darius Slay | Philadelphia |

K DUSTIN HOPKINS

• In 2023, K Dustin Hopkins passed Phil Dawson (30) for most field goals made by a Brown in a season with 33.

Most FGs Made by a Brown In a Season

| Player | Year | Total |
|-------------------|------|-------|
| 1. Dustin Hopkins | 2023 | 33 |
| 2. Phil Dawson | 2008 | 30 |

• K Dustin Hopkins finished 2023 second all-time in points scored by a Brown with 123, three points shy of Jim Brown (126).

Most Points Scored by a Brown In a Season

| Player | Year | Total |
|-------------------|------|-------|
| 1. Jim Brown | 1965 | 126 |
| 2. Dustin Hopkins | 2023 | 123 |
| 3t. Phil Dawson | 2007 | 120 |
| 3t. Leroy Kelly | 1968 | 120 |



• K Dustin Hopkins' eight 50+ yard field goals in 2023 was the most by a Brown all-time in a season.

Most 50+ Yard FGs Made by a Brown In a Season

| Player | Year | Total |
|-------------------|------|-------|
| 1. Dustin Hopkins | 2023 | 8 |
| 2t. Phil Dawson | 2012 | 7 |
| 2t. Phil Dawson | 2011 | 7 |

P COREY BOJORQUEZ

• For the second straight year, P Corey Bojorquez marked the highest single season punting average by a Brown with 49.4 yards.

Highest Single-Season Punting Avg. by a Brown

| Player | Year | Total |
|---------------------|------|-------|
| 1. Corey Bojorquez | 2023 | 49.4 |
| 2. Corey Bojorquez | 2022 | 48.5 |
| 3. Britton Colquitt | 2017 | 47.6 |





HEAD COACH KEVIN STEFANSKI

CAREER HIGHLIGHTS

- In his four seasons as head coach the Browns are 37-30 (.552), the highest-winning percentage for the team over a four-year stretch since 1986-89. Stefanski has led the team to two postseason appearances and two 11-win seasons. He joined Pro Football Hall of Famer Paul Brown (1951 and 1953) as the only coaches in team history to record multiple seasons with at least 11 regular season wins.
- Stefanski became the 16th coach to win the Associated Press NFL Coach of the Year award multiple times since its inception in 1957. Stefanski won the honors in 2020 and 2023 and joined Forrest Gregg (1976) as the only Browns coaches to win the award.
- During the Browns 77-year history, the team has surpassed 6,000 scrimmage yards in a single season just seven times, but have reached the mark in all four seasons under Stefanski. Since 2020, the Browns are third in the NFL with an average of 139.6 rushing yards per game.
- Stefanski has recorded a 24-10 (.706) record at Cleveland Browns Stadium, while not recording a losing record at home in any season. The Browns finished 8-1 at home in 2023, a team record for wins at home.
- In his first season with the Browns, Stefanski led the team to its first playoff appearance since 2002 and first playoff victory in 26 years. He notched the most wins (11) by a first-year Browns head coach since Paul Brown had 12 in the team's inaugural season in 1946. Stefanski's 11 regular season wins were the most by a first-year head coach in 2020 and marked just the 11th time since 1970 a first-year coach has won 11 or more games. Stefanski was named the NFL Coach of the Year.



SINCE KEVIN STEFANSKI TOOK OVER IN 2020 THE BROWNS ARE...

- 14-3 (.824)** when scoring at least 30 points, including a 5-0 mark in 2023.
- 21-5 (.808)** when scoring at least 25 points.
- 14-2 (.875)** when not committing a turnover in a game.
- 24-10 (.706)** at home, including an 8-1 mark in 2023.
- 16-5 (.762)** when attempting at least 35 rushes in a game.
- 12-1 (.923)** when recording at least four sacks in a game.
- 8-3 (.727)** when rushing for at least 200 yards in a game.

COACHING CAREER

| | |
|---------|---|
| 2005 | University of Pennsylvania, football operations |
| 2006-08 | Minnesota Vikings, assistant to the head coach |
| 2009-13 | Minnesota Vikings, assistant quarterbacks |
| 2014-15 | Minnesota Vikings, tight ends coach |
| 2016 | Minnesota Vikings, running backs coach |
| 2017-18 | Minnesota Vikings, quarterbacks coach/ interim offensive coordinator |
| 2019 | Minnesota Vikings, offensive coordinator |
| 2020- | Cleveland Browns, head coach |



BUBBA VENTRONE | ASSISTANT HEAD COACH/SPECIAL TEAMS COORDINATOR

Ventrone brings 19 years of coaching and playing experience in the NFL with experience in two Super Bowls. The Pittsburgh, Pa. native joined the Browns ahead of the 2023 season and aided a special teams unit that set several franchise records including 33 made field goals and a 49.4-yard punt average and three blocked field goals. Ahead of his time in Cleveland, Ventrone spent five seasons with the Indianapolis Colts guiding the unit to a top-10 finish in his last three seasons. As an assistant special teams coach with the New England Patriots from 2015-17, he was a member of the Super Bowl LI winning team.



JIM SCHWARTZ | DEFENSIVE COORDINATOR

Schwartz is in his 16th season as an NFL defensive coordinator and his second with the Cleveland Browns. In his first season with the Browns, Schwartz won NFL Assistant Coach of the Year after coaching the defense to several NFL-leading categories including total defense (270.2 yards per game), passing defense (164.7 yards per game), third down percentage (67-of-230 for 29.1 percent) and first downs allowed (253). Ahead of his time in Cleveland, Schwartz was a defensive coordinator with the Philadelphia Eagles (2016-20), winning Super Bowl LII, Buffalo Bills (2014) and Tennessee Titans (2001-08). The Baltimore, Md. native served as the head coach of the Detroit Lions from 2009-13, coaching the team to a 10-6 season in 2011 and a playoff berth for the first time since 1999.



KEN DORSEY | OFFENSIVE COORDINATOR

After playing quarterback for the Browns from 2006-08, Dorsey rejoined the Browns with 17 years of NFL coaching and playing experience. Prior to joining the Browns, Dorsey spent five seasons with the Bills in several capacities on offense, coaching QB Josh Allen to several NFL records including becoming the first QB in NFL history with at least 4,000 passing yards, 30 passing touchdowns and eight rushing touchdowns. As the quarterbacks coach for the Carolina Panthers from 2013-17, Dorsey aided QB Cam Newton to be named 2015 NFL MVP. As a player, Dorsey was selected by the San Francisco 49ers in the seventh round of the 2003 NFL Draft after leading Miami (Fla.) to a 38-2 record and a national championship in 2001. He spent the 2003-05 seasons in San Francisco and 2006-08 with the Browns, where he started 13 games.



CHAD O'SHEA | PASS GAME COORDINATOR/WIDE RECEIVERS

O'Shea joined the Browns in 2020 and is in his 21st NFL season, winning 12 division titles, five conference championships and three Super Bowls (XLIX, LI and LIII). The Browns' offense saw Amari Cooper post back-to-back 1,000-yard seasons in 2022, the first Brown to do so. In his first season, O'Shea aided the offense to 408 points, the second most in franchise history. Previously, the Houston, Texas native spent the 2019 season as the offensive coordinator for the Miami Dolphins and 2019-18 as the New England Patriots wide receivers coach.

CLEVELAND BROWNS COACHING STAFF



Jeff Anderson
Defensive Quality Control



Ephraim Banda
Safeties




Stephen Bravo-Brown
Special Teams Assistant




Callie Brownson
Assistant Wide Receivers



Jacques Cesaire
Defensive Line



Nick Charlton
Offensive Assistant/Run Game Specialist



Andy Dickerson
Offensive Line



Zach Dunn
Defensive Assistant



Ashton Grant
Offensive Assistant/Quarterbacks



Riley Hecklinski
Coordinator, Coaching Logistics




Roy Istvan
Assistant Offensive Line



Brandon Lynch
Cornerbacks



Bill Musgrave
Senior Offensive Assistant




Tommy Rees
Pass Game Specialist/Tight Ends



Kevin Rogers
Senior Assistant/Special Projects



Duce Staley
Running Backs



Jason Tarver
Linebackers



Jordan Thomas
Assistant Defensive Line



Nemo Washington
Bill Willis Diversity Coaching Fellow

2024 BROWNS ALPHABETICAL ROSTER

| | NAME | POS | HT | WT | DOB | AGE | EXP | COLLEGE | HOMETOWN | HOW ACQ |
|----|---------------------------|-----|------|-----|----------|-----|-----|----------------------|-------------------------|------------------|
| 74 | Adeniji, Hakeem | T | 6-4 | 315 | 12/8/97 | 26 | 5 | Kansas | Garland, Texas | UFA (Min.) - '24 |
| 88 | Akins, Jordan | TE | 6-4 | 245 | 4/19/92 | 32 | 7 | Central Florida | Locust Grove, Ga. | UFA (Hou.) - '23 |
| 37 | Bell, D'Anthony | S | 6-1 | 211 | 10/17/96 | 27 | 3 | West Florida | Covington, Ga. | FA - '22 |
| 18 | Bell, David | WR | 6-1 | 212 | 12/14/00 | 23 | 3 | Purdue | Indianapolis, Ind. | D3c - '22 |
| 75 | Bitonio, Joel | G | 6-4 | 320 | 10/11/91 | 32 | 11 | Nevada | Long Beach, Calif. | D2 - '14 |
| 13 | Bojorquez, Corey | P | 6-0 | 217 | 9/13/96 | 27 | 7 | New Mexico | Bellflower, Calif. | UFA (G.B.) - '22 |
| 36 | Bouyer-Randle, Brandon | LB | 6-2 | 240 | 5/2/97 | 27 | 1 | Connecticut | Battle Creek, Mich. | FA - '24 |
| 39 | Breeze, Brady | S | 6-0 | 205 | 10/9/97 | 26 | 2 | Oregon | Lake Oswego, Ore. | FA - '24 |
| 53 | Briggs, Jowon | DT | 6-1 | 313 | 9/1/01 | 22 | R | Cincinnati | Cincinnati, Ohio | D7b - '24 |
| 87 | Brown, Ahmarean | WR | 5-8 | 170 | 12/19/00 | 23 | R | South Carolina | Tampa, Fla. | FA - '24 |
| 38 | Brown II, Tony | CB | 6-0 | 200 | 7/13/95 | 29 | 7 | Alabama | Beaumont, Texas | FA - '24 |
| 30 | Bush, Devin | LB | 5-11 | 235 | 7/18/98 | 26 | 6 | Michigan | Pembroke Pines, Fla. | UFA (Sea.) - '24 |
| 24 | Chubb, Nick | RB | 5-11 | 227 | 12/27/95 | 28 | 7 | Georgia | Cedartown, Ga. | D2b - '18 |
| 67 | Cohen, Javion | G | 6-4 | 322 | 8/8/02 | 22 | R | Miami (Fla.) | Phenix City, Ala. | FA - '24 |
| 78 | Conklin, Jack | T | 6-6 | 308 | 8/17/94 | 30 | 9 | Michigan State | Plainwell, Mich. | UFA (Ten.) - '20 |
| 2 | Cooper, Amari | WR | 6-1 | 211 | 6/17/94 | 30 | 10 | Alabama | Miami, Fla. | Tr. (Dal.) - '22 |
| 16 | Darden, Jaelon | WR | 5-8 | 175 | 1/14/99 | 25 | 3 | North Texas | Houston, Texas | FA - '24 |
| 50 | Davis, Wyatt | G | 6-4 | 315 | 2/17/99 | 25 | 4 | Ohio State | Bellflower, Calif. | FA - '24 |
| 9 | Delpit, Grant | S | 6-3 | 208 | 9/20/98 | 25 | 5 | Louisiana State | Houston, Texas | D2 - '20 |
| 43 | Diabate, Mohamoud | LB | 6-4 | 225 | 5/18/01 | 23 | 2 | Utah | Auburn, Ala. | FA - '23 |
| 68 | Dunn, Michael | G | 6-5 | 315 | 8/28/94 | 29 | 5 | Maryland | Bethesda, Md. | FA - '23 |
| 41 | Edmonds, Christopher | S | 6-2 | 210 | 7/16/01 | 23 | R | Arizona State | Phenix City, Ala. | FA - '24 |
| 23 | Emerson Jr., Martin | CB | 6-2 | 201 | 9/27/00 | 23 | 3 | Mississippi State | Pensacola, Fla. | D3a - '22 |
| 42 | Fields II, Tony | LB | 6-0 | 222 | 6/18/99 | 25 | 4 | West Virginia | Las Vegas, Nev. | D5a - '21 |
| 34 | Ford, Jerome | RB | 5-10 | 210 | 9/12/99 | 24 | 3 | Cincinnati | Tampa, Fla. | D5 - '22 |
| 27 | Foreman, D'Onta | RB | 6-0 | 235 | 4/24/96 | 28 | 8 | Texas | Texas City, Texas | UFA (Chi.) - '24 |
| 95 | Garrett, Myles | DE | 6-4 | 272 | 12/29/95 | 28 | 8 | Texas A&M | Arlington, Texas | D1a - '17 |
| 25 | Hailassie, Kahlef | CB | 6-1 | 195 | 11/9/00 | 23 | 2 | Western Kentucky | Elk Grove, Calif. | W. (K.C.) - '23 |
| 51 | Hall, Jr., Mike | DT | 6-3 | 300 | 6/13/03 | 21 | R | Ohio State | Streetsboro, Ohio | D2 - '24 |
| 28 | Hardee Sr., Justin | CB | 6-1 | 200 | 2/7/94 | 30 | 8 | Illinois | Cleveland, Ohio | UFA (NYJ) - '24 |
| 26 | Harden, Myles | CB | 5-11 | 195 | 12/13/01 | 22 | R | South Dakota | Miami Gardens, Fla. | D7a - '24 |
| 53 | Harris, Nick | C | 6-1 | 293 | 11/13/98 | 25 | 5 | Washington | Inglewood, Calif. | Tr. (Sea.) - '24 |
| 93 | Harris, Shelby | DT | 6-2 | 288 | 8/11/91 | 33 | 11 | Illinois State | Milwaukee, Wis. | FA - '23 |
| 33 | Hickman, Ronnie | S | 6-1 | 209 | 10/11/01 | 22 | 2 | Ohio State | South Orange, N.J. | FA - '23 |
| 49 | Hicks, Falon | CB | 5-10 | 192 | 9/2/98 | 25 | 1 | Wisconsin | Miami, Fla. | FA - '24 |
| 58 | Hicks, Jordan | LB | 6-1 | 235 | 6/27/92 | 32 | 10 | Texas | Colorado Springs, Colo. | UFA (Min.) - '24 |
| 22 | Hines, Nyheim | RB | 5-9 | 196 | 11/12/96 | 27 | 6 | North Carolina State | Garner, N.C. | FA - '24 |
| 35 | Honeycutt, Landon | LB | 6-2 | 231 | 2/11/01 | 23 | R | Mars Hill | Mount Pleasant, N.C. | FA - '24 |
| 7 | Hopkins, Dustin | K | 6-2 | 210 | 10/1/90 | 33 | 11 | Florida State | Austin, Texas | Tr. (LAC) - '23 |
| 66 | Hudson III, James | T | 6-5 | 313 | 5/13/99 | 25 | 4 | Cincinnati | Toledo, Ohio | D4a - '21 |
| 47 | Hughlett, Charley | LS | 6-4 | 248 | 5/16/90 | 34 | 10 | Central Florida | Tampa, Fla. | FA - '14 |
| 10 | Huntley, Tyler | QB | 6-1 | 205 | 2/3/98 | 26 | 5 | Utah | Hallandale Beach, Fla. | UFA (Bal.) - '24 |
| 90 | Hurst II, Maurice | DT | 6-2 | 290 | 5/9/95 | 29 | 6 | Michigan | Canton, Mass. | FA - '23 |
| 65 | Ifedi, Germain | T | 6-5 | 325 | 6/2/94 | 30 | 9 | Texas A&M | Houston, Texas | FA - '24 |
| 62 | Ika, Siaki | DT | 6-3 | 335 | 11/8/00 | 23 | 2 | Baylor | Salt Lake City, Utah | D3b - '23 |
| 72 | Jefferson, Quinton | DT | 6-4 | 290 | 3/31/93 | 31 | 9 | Maryland | Pittsburgh, Pa. | UFA (NYJ) - '24 |
| 3 | Judy, Jerry | WR | 6-1 | 195 | 4/24/99 | 25 | 5 | Alabama | Deerfield Beach, Fla. | Tr. (Den.) - '24 |
| 48 | Johnson, Caleb | LB | 6-1 | 234 | 7/14/98 | 26 | 1 | Miami (Fla.) | San Diego, Calif. | FA - '24 |
| 63 | Johnson, Zack | G | 6-6 | 315 | 11/14/93 | 30 | 1 | North Dakota State | Apple Valley, Minn. | FA - '24 |
| 79 | Jones, Dawand | T | 6-8 | 374 | 8/6/01 | 23 | 2 | Ohio State | Indianapolis, Ind. | D4a - '23 |
| 92 | Kamara, Sam | DT | 6-0 | 272 | 12/21/97 | 26 | 2 | Stony Brook | Carteret, N.J. | FA - '23 |
| 89 | Landers, Matt | WR | 6-4 | 200 | 6/16/99 | 25 | 1 | Arkansas | St. Petersburg, Fla. | FA - '24 |
| 60 | Martin, Jeremiah | DE | 6-3 | 265 | 6/10/00 | 24 | 1 | Washington | San Bernardino, Calif. | FA - '24 |
| 61 | Mbaeteka, Roy | T | 6-8 | 330 | 2/13/00 | 24 | 1 | No College | Benin City, Nigeria | FA - '24 |
| 57 | McGuire, Isaiah | DE | 6-4 | 268 | 7/27/01 | 23 | 2 | Missouri | Tulsa, Okla. | D4b - '23 |
| 12 | McLeod, Rodney | S | 5-10 | 185 | 6/23/90 | 34 | 13 | Virginia | Hyattsville, Md. | FA - '23 |
| 29 | Mitchell, Cameron | CB | 5-11 | 191 | 9/8/01 | 22 | 2 | Northwestern | Bolingbrook, Ill. | D5b - '23 |
| 83 | Mitchell-Paden, Zaire | TE | 6-5 | 257 | 8/20/99 | 24 | 1 | Florida Atlantic | Rockville, Md. | FA - '24 |
| 8 | Moore, Elijah | WR | 5-10 | 180 | 3/27/00 | 24 | 4 | Mississippi | Fort Lauderdale, Fla. | Tr. (NYJ) - '23 |
| 0 | Newsome II, Greg | CB | 6-0 | 192 | 5/18/00 | 24 | 4 | Northwestern | Chicago, Ill. | D1 - '21 |
| 85 | Njoku, David | TE | 6-4 | 246 | 7/10/96 | 28 | 8 | Miami (Fla.) | Cedar Grove, N.J. | D1c - '17 |
| 54 | Okoronkwo, Ogbo | DE | 6-2 | 250 | 4/24/95 | 29 | 7 | Oklahoma | Gainesville, Fla. | UFA (Hou.) - '23 |
| 6 | Owusu-Koramoah, Jeremiah | LB | 6-2 | 221 | 11/4/99 | 24 | 4 | Notre Dame | Hampton, Va. | D2 - '21 |
| 55 | Pocic, Ethan | C | 6-6 | 320 | 8/5/95 | 29 | 8 | Louisiana State | Lemont, Ill. | UFA (Sea.) - '22 |
| 11 | Proche II, James | WR | 5-11 | 193 | 9/20/96 | 27 | 5 | SMU | Dallas, Texas | FA - '23 |
| 59 | Reid, Winston | LB | 6-0 | 225 | 8/3/99 | 25 | R | Weber State | St. George, Utah | FA - '24 |
| 44 | Ricci, Giovanni | FB | 6-3 | 240 | 10/16/96 | 27 | 4 | Western Michigan | Loveland, Ohio | FA - '24 |
| 49 | Robbins, Aidan | RB | 6-2 | 237 | 12/22/00 | 23 | R | Brigham Young | Louisville, Ky. | FA - '24 |
| 99 | Smith, Za'Darius | DE | 6-4 | 270 | 9/8/92 | 31 | 10 | Kentucky | Montgomery, Ala. | Tr. (Min.) - '23 |
| 20 | Strong Jr., Pierre | RB | 5-11 | 215 | 12/10/98 | 25 | 3 | South Dakota State | Little Rock, Ark. | Tr. (N.E.) - '23 |
| 77 | Teller, Wyatt | G | 6-4 | 315 | 11/21/94 | 29 | 7 | Virginia Tech | Beaeton, Va. | Tr. (Buf.) - '19 |
| 96 | Thomas, Isaiah | DE | 6-5 | 266 | 12/3/98 | 25 | 2 | Oklahoma | Tulsa, Okla. | D7a - '22 |
| 69 | Thompson, Lorenzo | T | 6-6 | 305 | 6/21/00 | 24 | R | Rhode Island | Syracuse, N.Y. | FA - '24 |
| 17 | Thompson-Robinson, Dorian | QB | 6-2 | 203 | 11/14/99 | 24 | 2 | UCLA | Las Vegas, Nev. | D5a - '23 |
| 1 | Thornhill, Juan | S | 6-0 | 205 | 10/19/95 | 28 | 6 | Virginia | Altavista, Va. | UFA (K.C.) - '23 |
| 80 | Thrash, Jamari | WR | 6-0 | 190 | 12/19/00 | 23 | R | Louisville | LaGrange, Ga. | D5 - '24 |
| 19 | Tillman, Cedric | WR | 6-3 | 215 | 4/19/00 | 24 | 2 | Tennessee | Las Vegas, Nev. | D3a - '23 |
| 94 | Tomlinson, Dalvin | DT | 6-3 | 325 | 2/18/94 | 30 | 8 | Alabama | McDonough, Ga. | UFA (Min.) - '23 |
| 21 | Ward, Denzel | CB | 5-11 | 190 | 4/28/97 | 27 | 7 | Ohio State | Macedonia, Ohio | D1b - '18 |
| 4 | Watson, Deshaun | QB | 6-3 | 223 | 9/14/95 | 28 | 8 | Clemson | Gainesville, Ga. | Tr. (Hou.) - '22 |
| 40 | Watson, Nathaniel | LB | 6-0 | 233 | 9/1/00 | 23 | R | Mississippi State | Maplesville, Ala. | D6 - '24 |
| 82 | Welch, Treyton | TE | 6-4 | 240 | 1/10/01 | 23 | R | Wyoming | Buffalo, Minn. | FA - '24 |
| 31 | Williams, Chase | S | 6-1 | 195 | 12/9/99 | 24 | R | San Jose State | Eastvale, Calif. | FA - '24 |
| 98 | Williams, Chris | DT | 6-3 | 302 | 6/16/98 | 26 | 3 | Wagner | Brooklyn, N.Y. | FA - '24 |
| 71 | Wills Jr., Jedrick | T | 6-4 | 307 | 5/17/99 | 25 | 5 | Alabama | Lexington, Ky. | D1 - '20 |
| 5 | Winston, Jameis | QB | 6-4 | 230 | 1/6/94 | 30 | 10 | Florida State | Bessemer, Ala. | FA - '24 |
| 81 | Woods II, Michael | WR | 6-1 | 204 | 3/19/00 | 24 | 3 | Oklahoma | Magnolia, Texas | D6 - '22 |
| 91 | Wright, Alex | DE | 6-5 | 267 | 9/5/00 | 23 | 3 | UAB | Elba, Ala. | D3b - '22 |
| 56 | Wypler, Luke | C | 6-3 | 303 | 5/3/01 | 23 | 2 | Ohio State | Montvale, N.J. | D6 - '23 |
| 36 | York, Cade | K | 6-1 | 206 | 1/27/01 | 23 | 2 | Louisiana State | McKinney, Texas | D4b - '22 |
| 70 | Zinter, Zak | G | 6-6 | 310 | 4/17/01 | 23 | R | Michigan | North Andover, Mass. | D3 - '24 |

| NO | NAME | POS | HT | WT | DOB | AGE | EXP | COLLEGE | HOMETOWN | HOW ACO |
|----|--------------------------|-----|------|-----|----------|-----|-----|----------------------|-------------------------|------------------|
| 0 | Greg Newsome II | CB | 6-0 | 192 | 5/18/00 | 22 | 4 | Northwestern | Chicago, Ill. | D1 - '21 |
| 1 | Juan Thornhill | S | 6-0 | 205 | 10/19/95 | 28 | 6 | Virginia | Altavista, Va. | UFA (K.C.) - '23 |
| 2 | Amari Cooper | WR | 6-1 | 211 | 6/17/94 | 28 | 10 | Alabama | Miami, Fla. | Tr. (Dal.) - '22 |
| 3 | Jerry Jeudy | WR | 6-1 | 195 | 4/24/99 | 25 | 5 | Alabama | Deerfield Beach, Fla. | Tr. (Den.) - '24 |
| 4 | Deshaun Watson | QB | 6-3 | 223 | 9/14/95 | 27 | 8 | Clemson | Gainesville, Ga. | Tr. (Hou.) - '22 |
| 5 | Jameis Winston | QB | 6-4 | 230 | 1/6/94 | 30 | 10 | Florida State | Bessemer, Ala. | FA - '24 |
| 6 | Jeremiah Owusu-Koramoah | LB | 6-2 | 221 | 11/4/99 | 23 | 4 | Notre Dame | Hampton, Va. | D2 - '21 |
| 7 | Dustin Hopkins | K | 6-2 | 210 | 10/1/90 | 33 | 11 | Florida State | Austin, Texas | Tr. (LAC) - '23 |
| 8 | Elijah Moore | WR | 5-10 | 180 | 3/27/00 | 24 | 4 | Mississippi | Fort Lauderdale, Fla. | Tr. (NYJ) - '23 |
| 9 | Grant Delpit | S | 6-3 | 208 | 9/20/98 | 24 | 5 | Louisiana State | Houston, Texas | D2 - '20 |
| 10 | Tyler Huntley | QB | 6-1 | 205 | 2/3/98 | 26 | 5 | Utah | Hallandale Beach, Fla. | UFA (Bal.) - '24 |
| 11 | James Proche II | WR | 5-11 | 193 | 9/20/96 | 27 | 5 | SMU | Dallas, Texas | FA - '23 |
| 12 | Rodney McLeod | S | 5-10 | 185 | 6/23/90 | 34 | 13 | Virginia | Hyattsville, Md. | FA - '23 |
| 13 | Corey Bojorquez | P | 6-0 | 217 | 9/13/96 | 26 | 7 | New Mexico | Bellflower, Calif. | UFA (G.B.) - '22 |
| 16 | Jaelon Darden | WR | 5-8 | 175 | 1/14/99 | 25 | 3 | North Texas | Houston, Texas | FA - '24 |
| 17 | Dorian Thompson-Robinson | QB | 6-2 | 203 | 11/14/99 | 24 | 2 | UCLA | Las Vegas, Nev. | D5a - '23 |
| 18 | David Bell | WR | 6-1 | 212 | 12/14/00 | 22 | 3 | Missouri | Indianapolis, Ind. | D3c - '22 |
| 19 | Cedric Tillman | WR | 6-3 | 215 | 4/19/00 | 24 | 2 | Tennessee | Las Vegas, Nev. | D3a - '23 |
| 20 | Pierre Strong Jr. | RB | 5-11 | 215 | 12/10/98 | 25 | 3 | South Dakota State | Little Rock, Ark. | Tr. (N.E.) - '23 |
| 21 | Denzel Ward | CB | 5-11 | 190 | 4/28/97 | 25 | 7 | Ohio State | Macedonia, Ohio | D1b - '18 |
| 22 | Nyheim Hines | RB | 5-9 | 196 | 11/12/96 | 27 | 6 | North Carolina State | Garner, N.C. | FA - '24 |
| 23 | Martin Emerson Jr. | CB | 6-2 | 201 | 9/27/00 | 22 | 3 | Mississippi State | Pensacola, Fla. | D3a - '22 |
| 24 | Nick Chubb | RB | 5-11 | 227 | 12/27/95 | 27 | 7 | Georgia | Cedartown, Ga. | D2b - '18 |
| 25 | Kahlel Hallassie | CB | 6-1 | 195 | 11/9/00 | 23 | 2 | Texas | Elk Grove, Calif. | W. (K.C.) - '23 |
| 26 | Myles Harden | CB | 5-11 | 195 | 12/13/01 | 22 | R | South Dakota | Miami Gardens, Fla. | D7a - '24 |
| 27 | D'Onta Foreman | RB | 6-0 | 235 | 4/24/96 | 28 | 8 | Texas | Texas City, Texas | UFA (Chi.) - '24 |
| 28 | Justin Hardee Sr. | CB | 6-1 | 200 | 2/7/94 | 30 | 8 | Illinois | Cleveland, Ohio | UFA (NYJ) - '24 |
| 29 | Cameron Mitchell | CB | 5-11 | 191 | 9/8/01 | 22 | 2 | Northwestern | Bolingbrook, Ill. | D5b - '23 |
| 30 | Devin Bush | LB | 5-11 | 235 | 7/18/98 | 26 | 6 | Michigan | Pembroke Pines, Fla. | UFA (Sea.) - '24 |
| 31 | Chase Williams | S | 6-1 | 195 | 12/9/99 | 24 | R | San Jose State | Eastvale, Calif. | FA - '24 |
| 33 | Ronnie Hickman | S | 6-1 | 209 | 10/11/01 | 22 | 2 | Ohio State | South Orange, N.J. | FA - '23 |
| 34 | Jerome Ford | RB | 5-10 | 210 | 9/12/99 | 23 | 3 | Cincinnati | Tampa, Fla. | D5 - '22 |
| 35 | Landon Honeycutt | LB | 6-2 | 231 | 2/11/01 | 23 | R | Mars Hill | Mount Pleasant, N.C. | FA - '24 |
| 36 | Brandon Bouyer-Randle | LB | 6-2 | 240 | 5/2/97 | 27 | 1 | Connecticut | Battle Creek, Mich. | FA - '24 |
| 36 | Cade York | K | 6-1 | 206 | 1/27/01 | 23 | 2 | Louisiana State | McKinney, Texas | D4b - '22 |
| 37 | D'Anthony Bell | S | 6-1 | 211 | 10/17/96 | 26 | 3 | West Florida | Covington, Ga. | FA - '22 |
| 38 | Tony Brown II | CB | 6-0 | 200 | 7/13/95 | 29 | 7 | Alabama | Beaumont, Texas | FA - '24 |
| 39 | Brady Breeze | S | 6-0 | 205 | 10/9/97 | 26 | 2 | Oregon | Lake Oswego, Ore. | FA - '24 |
| 40 | Nathaniel Watson | LB | 6-0 | 233 | 9/1/00 | 23 | R | Mississippi State | Maplesville, Ala. | D6 - '24 |
| 41 | Christopher Edmonds | S | 6-2 | 210 | 7/16/01 | 23 | R | Arizona State | Phenix City, Ala. | FA - '24 |
| 42 | Tony Fields II | LB | 6-0 | 222 | 6/18/99 | 23 | 4 | West Virginia | Las Vegas, Nev. | D5a - '21 |
| 43 | Mohamoud Diabate | LB | 6-4 | 225 | 5/18/01 | 23 | 2 | Utah | Auburn, Ala. | FA - '23 |
| 44 | Giovanni Ricci | FB | 6-3 | 240 | 10/16/96 | 27 | 4 | Western Michigan | Loveland, Ohio | FA - '24 |
| 47 | Charley Hughlett | LS | 6-4 | 248 | 5/16/90 | 32 | 10 | Central Florida | Tampa, Fla. | FA - '14 |
| 48 | Caleb Johnson | LB | 6-1 | 234 | 7/14/98 | 26 | 1 | Miami (Fla.) | San Diego, Calif. | FA - '24 |
| 49 | Faion Hicks | CB | 5-10 | 192 | 9/2/98 | 25 | 1 | Wisconsin | Miami, Fla. | FA - '24 |
| 49 | Aidan Robbins | RB | 6-2 | 237 | 12/22/00 | 23 | R | Brigham Young | Louisville, Ky. | FA - '24 |
| 50 | Wyatt Davis | G | 6-4 | 315 | 2/17/99 | 25 | 4 | Ohio State | Bellflower, Calif. | FA - '24 |
| 51 | Mike Hall Jr. | DT | 6-3 | 300 | 6/13/03 | 21 | R | Ohio State | Streetsboro, Ohio | D2 - '24 |
| 53 | Jowon Briggs | DT | 6-1 | 313 | 9/1/01 | 22 | R | Cincinnati | Cincinnati, Ohio | D7b - '24 |
| 53 | Nick Harris | C | 6-1 | 293 | 11/13/98 | 25 | 5 | Washington | Inglewood, Calif. | Tr. (Sea.) - '24 |
| 54 | Ogbo Okoronkwo | DE | 6-2 | 250 | 4/24/95 | 29 | 7 | Oklahoma | Gainesville, Fla. | UFA (Hou.) - '23 |
| 55 | Ethan Pocic | C | 6-6 | 320 | 8/5/95 | 27 | 8 | Louisiana State | Lemont, Ill. | UFA (Sea.) - '22 |
| 56 | Luke Wypler | C | 6-3 | 303 | 5/3/01 | 23 | 2 | Ohio State | Montvale, N.J. | D6 - '23 |
| 57 | Isaiah McGuire | DE | 6-4 | 268 | 7/27/01 | 23 | 2 | Missouri | Tulsa, Okla. | D4b - '23 |
| 58 | Jordan Hicks | LB | 6-1 | 235 | 6/27/92 | 32 | 10 | Texas | Colorado Springs, Colo. | UFA (Min.) - '24 |
| 59 | Winston Reid | LB | 6-0 | 225 | 8/3/99 | 25 | R | Weber State | St. George, Utah | FA - '24 |
| 60 | Jeremiah Martin | DE | 6-3 | 265 | 6/10/00 | 24 | 1 | Washington | San Bernardino, Calif. | FA - '24 |
| 61 | Roy Mbaeteka | T | 6-8 | 330 | 2/13/00 | 24 | 1 | No College | Benin City, Nigeria | FA - '24 |
| 62 | Siaki Ika | DT | 6-3 | 335 | 11/8/00 | 23 | 2 | Baylor | Salt Lake City, Utah | D3b - '23 |
| 63 | Zack Johnson | G | 6-6 | 315 | 11/14/93 | 30 | 1 | North Dakota State | Apple Valley, Minn. | FA - '24 |
| 65 | Germain Ifedi | T | 6-5 | 325 | 6/2/94 | 30 | 9 | Texas A&M | Houston, Texas | FA - '24 |
| 66 | James Hudson III | T | 6-5 | 313 | 5/13/99 | 23 | 4 | Cincinnati | Toledo, Ohio | D4a - '21 |
| 67 | Javion Cohen | G | 6-4 | 322 | 8/8/02 | 22 | R | Miami (Fla.) | Phenix City, Ala. | FA - '24 |
| 68 | Michael Dunn | G | 6-5 | 315 | 8/28/94 | 29 | 5 | Maryland | Bethesda, Md. | FA - '23 |
| 69 | Lorenzo Thompson | T | 6-6 | 305 | 6/21/00 | 24 | R | Rhode Island | Syracuse, N.Y. | FA - '24 |
| 70 | Zak Zinter | G | 6-6 | 310 | 4/17/01 | 23 | R | Michigan | North Andover, Mass. | D3 - '24 |
| 71 | Jedrick Wills Jr. | T | 6-4 | 307 | 5/17/99 | 23 | 5 | Alabama | Lexington, Ky. | D1 - '20 |
| 72 | Quinton Jefferson | DT | 6-4 | 290 | 3/31/93 | 31 | 9 | Maryland | Pittsburgh, Pa. | UFA (NYJ) - '24 |
| 74 | Hakeem Adeniji | T | 6-4 | 315 | 12/8/97 | 26 | 5 | Kansas | Garland, Texas | UFA (Min.) - '24 |
| 75 | Joel Bitonio | G | 6-4 | 320 | 10/11/91 | 31 | 11 | Nevada | Long Beach, Calif. | D2 - '14 |
| 77 | Wyatt Teller | G | 6-4 | 315 | 11/21/94 | 28 | 7 | Virginia Tech | Beaeton, Va. | Tr. (Buf.) - '19 |
| 78 | Jack Conklin | T | 6-6 | 308 | 8/17/94 | 28 | 9 | Michigan State | Plainwell, Mich. | UFA (Ten.) - '20 |
| 79 | Dawand Jones | T | 6-8 | 374 | 8/6/01 | 23 | 2 | Ohio State | Indianapolis, Ind. | D4a - '23 |
| 80 | Jamari Thrash | WR | 6-0 | 190 | 12/19/00 | 23 | R | Louisville | LaGrange, Ga. | D5 - '24 |
| 81 | Michael Woods II | WR | 6-1 | 204 | 3/19/00 | 22 | 3 | Oklahoma | Magnolia, Texas | D6 - '22 |
| 82 | Treyton Welch | TE | 6-4 | 240 | 1/10/01 | 23 | R | Wyoming | Buffalo, Minn. | FA - '24 |
| 83 | Zaire Mitchell-Paden | TE | 6-5 | 257 | 8/20/99 | 24 | 1 | Florida Atlantic | Rockville, Md. | FA - '24 |
| 85 | David Njoku | TE | 6-4 | 246 | 7/10/96 | 26 | 8 | Miami (Fla.) | Cedar Grove, N.J. | D1c - '17 |
| 87 | Ahmarean Brown | WR | 5-8 | 170 | 12/19/00 | 23 | R | South Carolina | Tampa, Fla. | FA - '24 |
| 88 | Jordan Akins | TE | 6-4 | 245 | 4/19/92 | 32 | 7 | Central Florida | Locust Grove, Ga. | UFA (Hou.) - '23 |
| 89 | Matt Landers | WR | 6-4 | 200 | 6/16/99 | 25 | 1 | Arkansas | St. Petersburg, Fla. | FA - '24 |
| 90 | Maurice Hurst II | DT | 6-2 | 290 | 5/9/95 | 29 | 6 | Michigan | Canton, Mass. | FA - '23 |
| 91 | Alex Wright | DE | 6-5 | 267 | 9/5/00 | 22 | 3 | UAB | Elba, Ala. | D3b - '22 |
| 92 | Sam Kamara | DT | 6-0 | 272 | 12/21/97 | 26 | 2 | Stony Brook | Carteret, N.J. | FA - '23 |
| 93 | Shelby Harris | DT | 6-2 | 288 | 8/11/91 | 33 | 11 | Illinois State | Milwaukee, Wis. | FA - '23 |
| 94 | Dalvin Tomlinson | DT | 6-3 | 325 | 2/18/94 | 30 | 8 | Alabama | McDonough, Ga. | UFA (Min.) - '23 |
| 95 | Myles Garrett | DE | 6-4 | 272 | 12/29/95 | 27 | 8 | Texas A&M | Arlington, Texas | D1a - '17 |
| 96 | Isaiah Thomas | DE | 6-5 | 266 | 12/3/98 | 25 | 2 | Oklahoma | Tulsa, Okla. | D7a - '22 |
| 98 | Chris Williams | DT | 6-3 | 302 | 6/16/98 | 26 | 3 | Wagner | Brooklyn, N.Y. | FA - '24 |
| 99 | Za'Darius Smith | DE | 6-4 | 270 | 9/8/92 | 31 | 10 | Kentucky | Montgomery, Ala. | Tr. (Min.) - '23 |

| ROSTER SIZE: 91 | | | | | | | | | | | | |
|------------------------|---------------------------|-----|------|-----|----------|-----|-----|----------------------|--|-------------------------|--|------------------|
| QUARTERBACKS (4) | | POS | HT | WT | DOB | AGE | EXP | COLLEGE | | HOMETOWN | | HOW ACC |
| 10 | Huntley, Tyler | QB | 6-1 | 205 | 2/3/98 | 26 | 5 | Utah | | Hallandale Beach, Fla. | | UFA (Bal.) - '24 |
| 17 | Thompson-Robinson, Dorian | QB | 6-2 | 203 | 11/14/99 | 24 | 2 | UCLA | | Las Vegas, Nev. | | D5a - '23 |
| 4 | Watson, Deshaun | QB | 6-3 | 223 | 9/14/95 | 28 | 8 | Clemson | | Gainesville, Ga. | | Tr. (Hou.) - '22 |
| 5 | Winston, Jameis | QB | 6-4 | 230 | 1/6/94 | 30 | 10 | Florida State | | Bessemer, Ala. | | FA - '24 |
| RUNNING BACKS (7) | | | | | | | | | | | | |
| 24 | Chubb, Nick | RB | 5-11 | 227 | 12/27/95 | 28 | 7 | Georgia | | Cedartown, Ga. | | D2b - '18 |
| 34 | Ford, Jerome | RB | 5-10 | 210 | 9/12/99 | 24 | 3 | Cincinnati | | Tampa, Fla. | | D5 - '22 |
| 27 | Foreman, D'Onta | RB | 6-0 | 235 | 4/24/96 | 28 | 8 | Texas | | Texas City, Texas | | UFA (Chi.) - '24 |
| 22 | Hines, Nyheim | RB | 5-9 | 196 | 11/12/96 | 27 | 6 | North Carolina State | | Garner, N.C. | | FA - '24 |
| 44 | Ricci, Giovanni | FB | 6-3 | 240 | 10/16/96 | 27 | 4 | Western Michigan | | Loveland, Ohio | | FA - '24 |
| 49 | Robbins, Aidan | RB | 6-2 | 237 | 12/22/00 | 23 | R | Brigham Young | | Louisville, Ky. | | FA - '24 |
| 20 | Strong Jr., Pierre | RB | 5-11 | 215 | 12/10/98 | 25 | 3 | South Dakota State | | Little Rock, Ark. | | Tr. (N.E.) - '23 |
| WIDE RECEIVERS (11) | | | | | | | | | | | | |
| 18 | Bell, David | WR | 6-1 | 212 | 12/14/00 | 23 | 3 | Purdue | | Indianapolis, Ind. | | D3c - '22 |
| 87 | Brown, Ahmarean | WR | 5-8 | 170 | 12/19/00 | 23 | R | South Carolina | | Tampa, Fla. | | FA - '24 |
| 2 | Cooper, Amari | WR | 6-1 | 211 | 6/17/94 | 30 | 10 | Alabama | | Miami, Fla. | | Tr. (Dal.) - '22 |
| 16 | Darden, Jaelon | WR | 5-8 | 175 | 1/14/99 | 25 | 3 | North Texas | | Houston, Texas | | FA - '24 |
| 3 | Judy, Jerry | WR | 6-1 | 195 | 4/24/99 | 25 | 5 | Alabama | | Deerfield Beach, Fla. | | Tr. (Den.) - '24 |
| 89 | Landers, Matt | WR | 6-4 | 200 | 6/16/99 | 25 | 1 | Arkansas | | St. Petersburg, Fla. | | FA - '24 |
| 8 | Moore, Elijah | WR | 5-10 | 180 | 3/27/00 | 24 | 4 | Mississippi | | Fort Lauderdale, Fla. | | Tr. (NYJ) - '23 |
| 11 | Proche II, James | WR | 5-11 | 193 | 9/20/96 | 27 | 5 | SMU | | Dallas, Texas | | FA - '23 |
| 80 | Thrash, Jamari | WR | 6-0 | 190 | 12/19/00 | 23 | R | Louisville | | LaGrange, Ga. | | D5 - '24 |
| 19 | Tillman, Cedric | WR | 6-3 | 215 | 4/19/00 | 24 | 2 | Tennessee | | Las Vegas, Nev. | | D3a - '23 |
| 81 | Woods II, Michael | WR | 6-1 | 204 | 3/19/00 | 24 | 3 | Oklahoma | | Magnolia, Texas | | D6 - '22 |
| TIGHT ENDS (4) | | | | | | | | | | | | |
| 88 | Akins, Jordan | TE | 6-4 | 245 | 4/19/92 | 32 | 7 | Central Florida | | Locust Grove, Ga. | | UFA (Hou.) - '23 |
| 83 | Mitchell-Paden, Zaire | TE | 6-5 | 257 | 8/20/99 | 24 | 1 | Florida Atlantic | | Rockville, Md. | | FA - '24 |
| 85 | Njoku, David | TE | 6-4 | 246 | 7/10/96 | 28 | 8 | Miami (Fla.) | | Cedar Grove, N.J. | | D1c - '17 |
| 82 | Welch, Treyton | TE | 6-4 | 240 | 1/10/01 | 23 | R | Wyoming | | Buffalo, Minn. | | FA - '24 |
| OFFENSIVE LINEMEN (18) | | | | | | | | | | | | |
| 74 | Adeniji, Hakeem | T | 6-4 | 315 | 12/8/97 | 26 | 5 | Kansas | | Garland, Texas | | UFA (Min.) - '24 |
| 75 | Bitonio, Joel | G | 6-4 | 320 | 10/11/91 | 32 | 11 | Nevada | | Long Beach, Calif. | | D2 - '14 |
| 78 | Conklin, Jack | T | 6-6 | 308 | 8/17/94 | 30 | 9 | Michigan State | | Plainwell, Mich. | | UFA (Ten.) - '20 |
| 67 | Cohen, Javion | G | 6-4 | 322 | 8/8/02 | 22 | R | Miami (Fla.) | | Phenix City, Ala. | | FA - '24 |
| 50 | Davis, Wyatt | G | 6-4 | 315 | 2/17/99 | 25 | 4 | Ohio State | | Bellflower, Calif. | | FA - '24 |
| 68 | Dunn, Michael | G | 6-5 | 315 | 8/28/94 | 29 | 5 | Maryland | | Bethesda, Md. | | FA - '23 |
| 53 | Harris, Nick | C | 6-1 | 293 | 11/13/98 | 25 | 5 | Washington | | Inglewood, Calif. | | Tr. (Sea.) - '24 |
| 66 | Hudson III, James | T | 6-5 | 313 | 5/13/99 | 25 | 4 | Cincinnati | | Toledo, Ohio | | D4a - '21 |
| 65 | Ifedi, Germaln | T | 6-5 | 325 | 6/2/94 | 30 | 9 | Texas A&M | | Houston, Texas | | FA - '24 |
| 63 | Johnson, Zack | G | 6-6 | 315 | 11/14/93 | 30 | 1 | North Dakota State | | Apple Valley, Minn. | | FA - '24 |
| 79 | Jones, Dawand | T | 6-8 | 374 | 8/6/01 | 23 | 2 | Ohio State | | Indianapolis, Ind. | | D4a - '23 |
| 61 | Mbaeteka, Roy | T | 6-8 | 330 | 2/13/00 | 24 | 1 | No College | | Benin City, Nigeria | | FA - '24 |
| 55 | Pocic, Ethan | C | 6-6 | 320 | 8/5/95 | 29 | 8 | Louisiana State | | Lemont, Ill. | | UFA (Sea.) - '22 |
| 77 | Teller, Wyatt | G | 6-4 | 315 | 11/21/94 | 29 | 7 | Virginia Tech | | Beaeton, Va. | | Tr. (Buf.) - '19 |
| 69 | Thompson, Lorenzo | T | 6-6 | 305 | 6/21/00 | 24 | R | Rhode Island | | Syracuse, N.Y. | | FA - '24 |
| 71 | Wills Jr., Jedrick | T | 6-4 | 307 | 5/17/99 | 25 | 5 | Alabama | | Lexington, Ky. | | D1 - '20 |
| 56 | Wypler, Luke | C | 6-3 | 303 | 5/3/01 | 23 | 2 | Ohio State | | Montvale, N.J. | | D6 - '23 |
| 70 | Zinter, Zak | G | 6-6 | 310 | 4/17/01 | 23 | R | Michigan | | North Andover, Mass. | | D3 - '24 |
| DEFENSIVE LINEMEN (16) | | | | | | | | | | | | |
| 53 | Briggs, Jowon | DT | 6-1 | 313 | 9/1/01 | 22 | R | Cincinnati | | Cincinnati, Ohio | | D7b - '24 |
| 95 | Garrett, Myles | DE | 6-4 | 272 | 12/29/95 | 28 | 8 | Texas A&M | | Arlington, Texas | | D1a - '17 |
| 51 | Hall, Jr., Mike | DT | 6-3 | 300 | 6/13/03 | 21 | R | Ohio State | | Streetsboro, Ohio | | D2 - '24 |
| 93 | Harris, Shelby | DT | 6-2 | 288 | 8/11/91 | 33 | 11 | Illinois State | | Milwaukee, Wis. | | FA - '23 |
| 90 | Hurst, Maurice | DT | 6-2 | 290 | 5/9/95 | 29 | 6 | Michigan | | Canton, Mass. | | FA - '23 |
| 62 | Ika, Siaki | DT | 6-3 | 335 | 11/8/00 | 23 | 2 | Baylor | | Salt Lake City, Utah | | D3b - '23 |
| 72 | Jefferson, Quinton | DT | 6-4 | 290 | 3/31/93 | 31 | 9 | Maryland | | Pittsburgh, Pa. | | UFA (NYJ) - '24 |
| 92 | Kamara, Sam | DT | 6-0 | 272 | 12/21/97 | 26 | 2 | Stony Brook | | Carteret, N.J. | | FA - '23 |
| 60 | Martin, Jeremiah | DE | 6-3 | 265 | 6/10/00 | 24 | 1 | Washington | | San Bernardino, Calif. | | FA - '24 |
| 57 | McGuire, Isaiah | DE | 6-4 | 268 | 7/27/01 | 23 | 2 | Missouri | | Tulsa, Okla. | | D4b - '23 |
| 54 | Okoronkwo, Ogbo | DE | 6-2 | 250 | 4/24/95 | 29 | 7 | Oklahoma | | Gainesville, Fla. | | UFA (Hou.) - '23 |
| 99 | Smith, Za'Darius | DE | 6-4 | 270 | 9/8/92 | 31 | 10 | Kentucky | | Montgomery, Ala. | | Tr. (Min.) - '23 |
| 96 | Thomas, Isaiah | DE | 6-5 | 266 | 12/3/98 | 25 | 2 | Oklahoma | | Tulsa, Okla. | | D7a - '22 |
| 94 | Tomlinson, Dalvin | DT | 6-3 | 325 | 2/18/94 | 30 | 8 | Alabama | | McDonough, Ga. | | UFA (Min.) - '23 |
| 98 | Williams, Chris | DT | 6-3 | 302 | 6/16/98 | 26 | 3 | Wagner | | Brooklyn, N.Y. | | FA - '24 |
| 91 | Wright, Alex | DE | 6-5 | 267 | 9/5/00 | 23 | 3 | UAB | | Elba, Ala. | | D3b - '22 |
| LINEBACKERS (10) | | | | | | | | | | | | |
| 36 | Bouyer-Randle, Brandon | LB | 6-2 | 240 | 5/2/97 | 27 | 1 | Connecticut | | Battle Creek, Mich. | | FA - '24 |
| 30 | Bush, Devin | LB | 5-11 | 235 | 7/18/98 | 26 | 6 | Michigan | | Pembroke Pines, Fla. | | UFA (Sea.) - '24 |
| 43 | Diabate, Mohamoud | LB | 6-4 | 225 | 5/18/01 | 23 | R | Utah | | Auburn, Ala. | | FA - '23 |
| 42 | Fields II, Tony | LB | 6-0 | 222 | 6/18/99 | 25 | 4 | West Virginia | | Las Vegas, Nev. | | D5a - '21 |
| 58 | Hicks, Jordan | LB | 6-1 | 235 | 6/27/92 | 32 | 10 | Texas | | Colorado Springs, Colo. | | UFA (Min.) - '24 |
| 35 | Honeycutt, Landon | LB | 6-2 | 231 | 2/11/01 | 23 | R | Mars Hill | | Mount Pleasant, N.C. | | FA - '24 |
| 48 | Johnson, Caleb | LB | 6-1 | 234 | 7/14/98 | 26 | 1 | Miami (Fla.) | | San Diego, Calif. | | FA - '24 |
| 6 | Owusu-Koramoah, Jeremiah | LB | 6-2 | 221 | 11/4/99 | 24 | 4 | Notre Dame | | Hampton, Va. | | D2 - '21 |
| 59 | Reid, Winston | LB | 6-0 | 225 | 8/3/99 | 25 | R | Weber State | | St. George, Utah | | FA - '24 |
| 40 | Watson, Nathaniel | LB | 6-0 | 233 | 9/1/00 | 23 | R | Mississippi State | | Maplesville, Ala. | | D6 - '24 |
| DEFENSIVE BACKS (17) | | | | | | | | | | | | |
| 37 | Bell, D'Anthony | S | 6-1 | 211 | 10/17/96 | 27 | 3 | West Florida | | Covington, Ga. | | FA - '22 |
| 39 | Breeze, Brady | S | 6-0 | 205 | 10/9/97 | 26 | 2 | Oregon | | Lake Oswego, Ore. | | FA - '24 |
| 38 | Brown, Tony | CB | 6-0 | 200 | 7/13/95 | 29 | 7 | Alabama | | Beaumont, Texas | | FA - '24 |
| 9 | Delpit, Grant | S | 6-3 | 208 | 9/20/98 | 25 | 5 | Louisiana State | | Houston, Texas | | D2 - '20 |
| 41 | Edmonds, Christopher | S | 6-2 | 210 | 7/16/01 | 23 | R | Arizona State | | Phenix City, Ala. | | FA - '24 |
| 23 | Emerson Jr., Martin | CB | 6-2 | 201 | 9/27/00 | 23 | 3 | Mississippi State | | Pensacola, Fla. | | D3a - '22 |
| 25 | Hailassie, Kahlef | CB | 6-1 | 195 | 11/9/00 | 23 | 2 | Western Kentucky | | Elk Grove, Calif. | | W. (K.C.) - '23 |
| 28 | Hardee Sr., Justin | CB | 6-1 | 200 | 2/7/94 | 30 | 8 | Illinois | | Cleveland, Ohio | | UFA (NYJ) - '24 |
| 26 | Harden, Myles | CB | 5-11 | 195 | 12/13/01 | 22 | R | South Dakota | | Miami Gardens, Fla. | | D7a - '24 |
| 33 | Hickman, Ronnie | S | 6-1 | 209 | 10/11/01 | 22 | 2 | Ohio State | | South Orange, N.J. | | FA - '23 |
| 49 | Hicks, Faion | CB | 5-10 | 192 | 9/2/98 | 25 | 1 | Wisconsin | | Miami, Fla. | | FA - '24 |
| 12 | McLeod, Rodney | S | 5-10 | 185 | 6/23/90 | 34 | 13 | Virginia | | Hyattsville, Md. | | FA - '23 |
| 29 | Mitchell, Cameron | CB | 5-11 | 191 | 9/8/01 | 22 | 2 | Northwestern | | Bolingbrook, Ill. | | D5b - '23 |
| 0 | Newsome II, Greg | CB | 6-0 | 192 | 5/18/00 | 24 | 4 | Northwestern | | Chicago, Ill. | | D1 - '21 |

| Roster Size: 91 | | | | | | | | | | | |
|-----------------|----|---------------------------|-----|------|-----|----------|-----|------|----------------------|-------------------------|------------------|
| | NO | NAME | POS | HT | WT | DOB | AGE | EXP. | COLLEGE | HOMETOWN | HOW ACQ. |
| 13th Year (1) | 12 | McLeod, Rodney | S | 5-10 | 185 | 6/23/90 | 34 | 13 | Virginia | Hyattsville, Md. | FA - '23 |
| 11th Year (3) | 75 | Bitonio, Joel | G | 6-4 | 320 | 10/11/91 | 32 | 11 | Nevada | Long Beach, Calif. | D2 - '14 |
| | 93 | Harris, Shelby | DT | 6-2 | 288 | 8/11/91 | 33 | 11 | Illinois State | Milwaukee, Wis. | FA - '23 |
| | 7 | Hopkins, Dustin | K | 6-2 | 210 | 10/1/90 | 33 | 11 | Florida State | Austin, Texas | Tr. (LAC) - '23 |
| 10th Year (5) | 2 | Cooper, Amari | WR | 6-1 | 211 | 6/17/94 | 30 | 10 | Alabama | Miami, Fla. | Tr. (Dal.) - '22 |
| | 58 | Hicks, Jordan | LB | 6-1 | 235 | 6/27/92 | 32 | 10 | Texas | Colorado Springs, Colo. | UFA (Min.) - '24 |
| | 47 | Hughlett, Charley | LS | 6-4 | 248 | 5/16/90 | 34 | 10 | Central Florida | Tampa, Fla. | FA - '14 |
| | 99 | Smith, Za'Darius | DE | 6-4 | 270 | 9/8/92 | 31 | 10 | Kentucky | Montgomery, Ala. | Tr. (Min.) - '23 |
| | 5 | Winston, Jameis | QB | 6-4 | 230 | 1/6/94 | 30 | 10 | Florida State | Bessemer, Ala. | FA - '24 |
| 9th Year (3) | 78 | Conklin, Jack | T | 6-6 | 308 | 8/17/94 | 30 | 9 | Michigan State | Plainwell, Mich. | UFA (Ten.) - '20 |
| | 65 | Ifedi, Germain | T | 6-5 | 325 | 6/2/94 | 30 | 9 | Texas A&M | Houston, Texas | FA - '24 |
| | 72 | Jefferson, Quinton | DT | 6-4 | 290 | 3/31/93 | 31 | 9 | Maryland | Pittsburgh, Pa. | UFA (NYJ) - '24 |
| 8th Year (7) | 27 | Foreman, D'Onta | RB | 6-0 | 235 | 4/24/96 | 28 | 8 | Texas | Texas City, Texas | UFA (Chi.) - '24 |
| | 95 | Garrett, Myles | DE | 6-4 | 272 | 12/29/95 | 28 | 8 | Texas A&M | Arlington, Texas | D1a - '17 |
| | 28 | Hardee Sr., Justin | CB | 6-1 | 200 | 2/7/94 | 30 | 8 | Illinois | Cleveland, Ohio | UFA (NYJ) - '24 |
| | 85 | Njoku, David | TE | 6-4 | 246 | 7/10/96 | 28 | 8 | Miami (Fla.) | Cedar Grove, N.J. | D1c - '17 |
| | 55 | Pocic, Ethan | C | 6-6 | 320 | 8/5/95 | 29 | 8 | Louisiana State | Lemont, Ill. | UFA (Sea.) - '22 |
| | 94 | Tomlinson, Dalvin | DT | 6-3 | 325 | 2/18/94 | 30 | 8 | Alabama | McDonough, Ga. | UFA (Min.) - '23 |
| | 4 | Watson, Deshaun | QB | 6-3 | 223 | 9/14/95 | 28 | 8 | Clemson | Gainesville, Ga. | Tr. (Hou.) - '22 |
| 7th Year (7) | 88 | Akins, Jordan | TE | 6-4 | 245 | 4/19/92 | 32 | 7 | Central Florida | Locust Grove, Ga. | UFA (Hou.) - '23 |
| | 13 | Bojorquez, Corey | P | 6-0 | 217 | 9/13/96 | 27 | 7 | New Mexico | Bellflower, Calif. | UFA (G.B.) - '22 |
| | 38 | Brown II, Tony | CB | 6-0 | 200 | 7/13/95 | 29 | 7 | Alabama | Beaumont, Texas | FA - '24 |
| | 24 | Chubb, Nick | RB | 5-11 | 227 | 12/27/95 | 28 | 7 | Georgia | Cedartown, Ga. | D2b - '18 |
| | 54 | Okoronkwo, Ogbo | DE | 6-2 | 250 | 4/24/95 | 29 | 7 | Oklahoma | Gainesville, Fla. | UFA (Hou.) - '23 |
| | 77 | Teller, Wyatt | G | 6-4 | 315 | 11/21/94 | 29 | 7 | Virginia Tech | Beaeton, Va. | Tr. (Buf.) - '19 |
| | 21 | Ward, Denzel | CB | 5-11 | 190 | 4/28/97 | 27 | 7 | Ohio State | Macedonia, Ohio | D1b - '18 |
| | | | | | | | | | | | |
| 6th Year (4) | 30 | Bush, Devin | LB | 5-11 | 235 | 7/18/98 | 26 | 6 | Michigan | Pembroke Pines, Fla. | UFA (Sea.) - '24 |
| | 22 | Hines, Nyheim | RB | 5-9 | 196 | 11/12/96 | 27 | 6 | North Carolina State | Garner, N.C. | FA - '24 |
| | 90 | Hurst, Maurice | DT | 6-2 | 290 | 5/9/95 | 29 | 6 | Michigan | Canton, Mass. | FA - '23 |
| | 1 | Thornhill, Juan | S | 6-0 | 205 | 10/19/95 | 28 | 6 | Virginia | Altavista, Va. | UFA (K.C.) - '23 |
| 5th Year (8) | 74 | Adeniji, Hakeem | T | 6-4 | 315 | 12/8/97 | 26 | 5 | Kansas | Garland, Texas | UFA (Min.) - '24 |
| | 9 | Delipit, Grant | S | 6-3 | 208 | 9/20/98 | 25 | 5 | Louisiana State | Houston, Texas | D2 - '20 |
| | 68 | Dunn, Michael | G | 6-5 | 315 | 8/28/94 | 29 | 5 | Maryland | Bethesda, Md. | FA - '23 |
| | 53 | Harris, Nick | C | 6-1 | 293 | 11/13/98 | 25 | 5 | Washington | Inglewood, Calif. | Tr. (Sea.) - '24 |
| | 10 | Huntley, Tyler | QB | 6-1 | 205 | 2/3/98 | 26 | 5 | Utah | Hallandale Beach, Fla. | UFA (Bal.) - '24 |
| | 3 | Judy, Jerry | WR | 6-1 | 195 | 4/24/99 | 25 | 5 | Alabama | Deerfield Beach, Fla. | Tr. (Den.) - '24 |
| | 11 | Proche II, James | WR | 5-11 | 193 | 9/20/96 | 27 | 5 | SMU | Dallas, Texas | FA - '23 |
| | 71 | Wills Jr., Jedrick | T | 6-4 | 307 | 5/17/99 | 25 | 5 | Alabama | Lexington, Ky. | D1 - '20 |
| | | | | | | | | | | | |
| 4th Year (7) | 50 | Davis, Wyatt | G | 6-4 | 315 | 2/17/99 | 25 | 4 | Ohio State | Bellflower, Calif. | FA - '24 |
| | 42 | Fields II, Tony | LB | 6-0 | 222 | 6/18/99 | 25 | 4 | West Virginia | Las Vegas, Nev. | D5a - '21 |
| | 66 | Hudson III, James | T | 6-5 | 313 | 5/13/99 | 25 | 4 | Cincinnati | Toledo, Ohio | D4a - '21 |
| | 8 | Moore, Elijah | WR | 5-10 | 180 | 3/27/00 | 24 | 4 | Mississippi | Fort Lauderdale, Fla. | Tr. (NYJ) - '23 |
| | 0 | Newsome II, Greg | CB | 6-0 | 192 | 5/18/00 | 24 | 4 | Northwestern | Chicago, Ill. | D1 - '21 |
| | 6 | Owusu-Koramoah, Jeremiah | LB | 6-2 | 221 | 11/4/99 | 24 | 4 | Notre Dame | Hampton, Va. | D2 - '21 |
| | 44 | Ricci, Giovanni | FB | 6-3 | 240 | 10/16/96 | 27 | 4 | Western Michigan | Loveland, Ohio | FA - '24 |
| 3rd Year (9) | 37 | Bell, D'Anthony | S | 6-1 | 211 | 10/17/96 | 27 | 3 | West Florida | Covington, Ga. | FA - '22 |
| | 16 | Bell, David | WR | 6-1 | 212 | 12/14/00 | 23 | 3 | Purdue | Indianapolis, Ind. | D3c - '22 |
| | 23 | Darden, Jaelon | WR | 5-8 | 175 | 1/14/99 | 25 | 3 | North Texas | Houston, Texas | FA - '24 |
| | 23 | Emerson Jr., Martin | CB | 6-2 | 201 | 9/27/00 | 23 | 3 | Mississippi State | Pensacola, Fla. | D3a - '22 |
| | 34 | Ford, Jerome | RB | 5-10 | 210 | 9/12/99 | 24 | 3 | Cincinnati | Tampa, Fla. | D5 - '22 |
| | 20 | Strong Jr., Pierre | RB | 5-11 | 215 | 12/10/98 | 25 | 3 | South Dakota State | Little Rock, Ark. | Tr. (N.E.) - '23 |
| | 98 | Williams, Chris | DT | 6-3 | 302 | 6/16/98 | 26 | 3 | Wagner | Brooklyn, N.Y. | FA - '24 |
| | 81 | Woods II, Michael | WR | 6-1 | 204 | 3/19/00 | 24 | 3 | Oklahoma | Magnolia, Texas | D6 - '22 |
| | 91 | Wright, Alex | DE | 6-5 | 267 | 9/5/00 | 23 | 3 | UAB | Elba, Ala. | D3b - '22 |
| | | | | | | | | | | | |
| 2nd Year (14) | 39 | Breeze, Brady | S | 6-0 | 205 | 10/9/97 | 26 | 2 | Oregon | Lake Oswego, Ore. | FA - '24 |
| | 43 | Diabate, Mohamoud | LB | 6-4 | 225 | 5/18/01 | 23 | 2 | Utah | Auburn, Ala. | FA - '23 |
| | 25 | Hailassie, Kahlef | CB | 6-1 | 195 | 11/9/00 | 23 | 2 | Western Kentucky | Elk Grove, Calif. | W. (K.C.) - '23 |
| | 33 | Hickman, Ronnie | S | 6-1 | 209 | 10/11/01 | 22 | 2 | Ohio State | South Orange, N.J. | FA - '23 |
| | 62 | Ika, Siaki | DT | 6-3 | 335 | 11/8/00 | 23 | 2 | Baylor | Salt Lake City, Utah | D3b - '23 |
| | 79 | Jones, Dawand | T | 6-8 | 374 | 8/6/01 | 23 | 2 | Ohio State | Indianapolis, Ind. | D4a - '23 |
| | 92 | Kamara, Sam | DT | 6-0 | 272 | 12/21/97 | 26 | 2 | Stony Brook | Carteret, N.J. | FA - '23 |
| | 57 | McGuire, Isaiah | DE | 6-4 | 268 | 7/27/01 | 23 | 2 | Missouri | Tulsa, Okla. | D4b - '23 |
| | 29 | Mitchell, Cameron | CB | 5-11 | 191 | 9/8/01 | 22 | 2 | Northwestern | Bolingbrook, Ill. | D5b - '23 |
| | 17 | Thompson-Robinson, Dorian | QB | 6-2 | 203 | 11/14/99 | 24 | 2 | UCLA | Las Vegas, Nev. | D5a - '23 |
| | 96 | Thomas, Isaiah | DE | 6-5 | 266 | 12/3/98 | 25 | 2 | Oklahoma | Tulsa, Okla. | D7a - '22 |
| | 19 | Tillman, Cedric | WR | 6-3 | 215 | 4/19/00 | 24 | 2 | Tennessee | Las Vegas, Nev. | D3a - '23 |
| | 56 | Wypler, Luke | C | 6-3 | 303 | 5/3/01 | 23 | 2 | Ohio State | Montvale, N.J. | D6 - '23 |
| | 36 | York, Cade | K | 6-1 | 206 | 1/27/01 | 23 | 2 | Louisiana State | McKinney, Texas | D4b - '22 |
| | | | | | | | | | | | |
| 1st Year (10) | 36 | Bouyer-Randle, Brandon | LB | 6-2 | 240 | 5/2/97 | 27 | 1 | Connecticut | Battle Creek, Mich. | FA - '24 |
| | 49 | Hicks, Faion | CB | 5-10 | 192 | 9/2/98 | 25 | 1 | Wisconsin | Miami, Fla. | FA - '24 |
| | 48 | Johnson, Caleb | LB | 6-1 | 234 | 7/14/98 | 26 | 1 | Miami (Fla.) | San Diego, Calif. | FA - '24 |
| | 63 | Johnson, Zack | G | 6-6 | 315 | 11/14/93 | 30 | 1 | North Dakota State | Apple Valley, Minn. | FA - '24 |
| | 89 | Landers, Matt | WR | 6-4 | 200 | 6/16/99 | 25 | 1 | Arkansas | St. Petersburg, Fla. | FA - '24 |
| | 60 | Martin, Jeremiah | DE | 6-3 | 265 | 6/10/00 | 24 | 1 | Washington | San Bernardino, Calif. | FA - '24 |
| | 61 | Mbaeteka, Roy | T | 6-8 | 330 | 2/13/00 | 24 | 1 | No College | Benin City, Nigeria | FA - '24 |
| | 83 | Mitchell-Paden, Zaire | TE | 6-5 | 257 | 8/20/99 | 24 | 1 | Florida Atlantic | Rockville, Md. | FA - '24 |
| | | | | | | | | | | | |
| | | | | | | | | | | | |
| Rookie (15) | 53 | Briggs, Jowon | DT | 6-1 | 313 | 9/1/01 | 22 | R | Cincinnati | Cincinnati, Ohio | D7b - '24 |
| | 87 | Brown, Ahmarean | WR | 5-8 | 170 | 12/19/00 | 23 | R | South Carolina | Tampa, Fla. | FA - '24 |
| | 67 | Cohen, Javion | G | 6-4 | 322 | 8/8/02 | 22 | R | Miami (Fla.) | Phenix City, Ala. | FA - '24 |
| | 41 | Edmonds, Christopher | S | 6-2 | 210 | 7/16/01 | 23 | R | Arizona State | Phenix City, Ala. | FA - '24 |
| | 51 | Hall, Jr., Mike | DT | 6-3 | 300 | 6/13/03 | 21 | R | Ohio State | Streetsboro, Ohio | D2 - '24 |
| | 26 | Harden, Myles | CB | 5-11 | 195 | 12/13/01 | 22 | R | South Dakota | Miami Gardens, Fla. | D7a - '24 |
| | 35 | Honeycutt, Landon | LB | 6-2 | 231 | 2/11/01 | 23 | R | Mars Hill | Mount Pleasant, N.C. | FA - '24 |
| | 59 | Reid, Winston | LB | 6-0 | 225 | 8/3/99 | 25 | R | Weber State | St. George, Utah | FA - '24 |
| | 49 | Robbins, Aidan | RB | 6-2 | 237 | 12/22/00 | 23 | R | Brigham Young | Louisville, Ky. | FA - '24 |
| | 69 | Thompson, Lorenzo | T | 6-6 | 305 | 6/21/00 | 24 | R | Rhode Island | Syracuse, N.Y. | FA - '24 |
| | 80 | Thrash, Jamari | WR | 6-0 | 190 | 12/19/00 | 23 | R | Louisville | LaGrange, Ga. | D5 - '24 |
| | 40 | Watson, Nathaniel | LB | 6-0 | 233 | 9/1/00 | 23 | R | Mississippi State | Maplesville, Ala. | D6 - '24 |
| | 82 | Welch, Treyton | TE | 6-4 | 240 | 1/10/01 | 23 | R | Wyoming | Buffalo, Minn. | FA - '24 |
| | 31 | Williams, Chase | S | 6-1 | 195 | 12/9/99 | 24 | R | San Jose State | Eastvale, Calif. | FA - '24 |
| | 70 | Zinter, Zak | G | 6-6 | 310 | 4/17/01 | 23 | R | Michigan | North Andover, Mass. | D3 - '24 |
| | | | | | | | | | | | |
| | | | | | | | | | | | |
| | | | | | | | | | | | |
| | | | | | | | | | | | |
| | | | | | | | | | | | |

* Denotes player on a reserve list

HOW THE BROWNS WERE BUILT

| YEAR | 1st Round Pick | 2nd Round Pick | 3rd Round Pick | 4th Round Pick | 5th Round Pick | 6th Round Pick | 7th Round Pick | Unrestricted Free Agent | Undrafted Free Agent | Street Free Agent | Trade | Waiver |
|------|-------------------|-------------------------|---|--------------------------------|--|------------------|------------------------------|---|--|---|--|-----------------------|
| 2024 | | Mike Hall Jr. | Zak Zinter | | Jamar Thrash | Nathaniel Watson | Wyres Hurdon Jovon Briggs | Hakeem Adeniji (Min.) Devin Bush (Sea.) D'Ona Foreman (Chi.) Justin Hardee Sr. (NYJ) Jordan Hides (Min.) Tyler Huntley (Bal.) Quinton Jefferson (NYJ) | Almarion Brown Javon Cohen Christopher Edmonds Winston Reid Aidan Robbins Lorenzo Thompson Treyton Welch | Brandon Boyer-Hande Brady Breeze Jaelon Darden Wyatt Davis Jaelon Darden Falon Hicks Landon Honeycutt Nyheim Hines Germaine Ired Caleb Johnson Zack Johnson Matt Landers Jeremiah Martin Roy Mcabeleka Zaire Mitchell-Paden Giovanni Ricci Chase Williams Chris Williams Jameis Winston | Nick Harris (Sea.) Jerry Judy (Den.) | |
| 2023 | | | Cedric Tillman Staki Ika | Dawand Jones Isalah McGuire | Dorian Thompson-Robinson Cameron Mitchell | Luke Wypier | | Jordan Akins (Hou.) Ogbo Okoronkwo (Hou.) Juan Thornhill (K.C.) Dahlin Tomlinson (Min.) | Mohamoud Diabate Ronnie Hickman | Michael Dunn Shelby Harris Maurice Hurst Sam Kamara Rodney McLeod James Proche II | Dustin Hopkins (LAC) Elijah Moore (NYJ) Za'Darius Smith (Min.) Pierre Strong Jr. (N.E.) | Kahler Halasie (K.C.) |
| 2022 | | | Martin Emerson Jr. Alex Wright David Bell | Cade York | Jerome Ford | Michael Woods | Isalah Thomas | Corey Bojorquez (G.B.) Ethan Pickett (Sea.) | D'Anthony Bell | | Anaol Cooper (Dal.) Desthan Watson (Hou.) | |
| 2021 | Greg Newsome II | Jeremiah Owusu-Koramoah | | | | | | | | | | |
| 2020 | Jedrick Wills Jr. | Grant Delpit | | James Hudson III | Tony Fields II | | | Jack Conklin (Ten.) | | | | |
| 2019 | Denzel Ward | | | | | | | | | | | |
| 2018 | Wykes Garrett | Nick O'neill | | | | | | | | | Wyatt Teller (Buf.) | |
| 2017 | David Njoku | | | | | | | | | | | |
| 2016 | | Joel Bitonio | | | | | | | | Charlie Hughlett | | |

* Denotes player on a reserve list

Roster break down:

31 draft picks (5 1st round picks, 5 2nd round picks, 6 3rd round picks, 4 4th round picks, 5 5th round picks, 3 6th round picks, 3 7th round picks, 50 free agents (14 unrestricted free agents, 10 undrafted free agents, 26 street free agents), 9 via trade, 1 via waivers.

OFFENSE

| | | | | | |
|----|------------------------|---------------------|--|---------------------|------------------------------------|
| WR | 2 Amari Cooper | 16 Jaelon Darden | 81 Michael Woods II | 89 Matt Landers | |
| LT | (71 Jedrick Wills Jr.) | 66 James Hudson III | 74 Hakeem Adeniji | 69 Lorenzo Thompson | |
| LG | 75 Joel Bitonio | 68 Michael Dunn | 67 Javion Cohen | | |
| C | 55 Ethan Pocic | (56 Luke Wypler) | 53 Nick Harris | | |
| RG | 77 Wyatt Teller | 70 Zak Zinter | 63 Zack Johnson | 50 Wyatt Davis | |
| RT | (78 Jack Conklin) | 79 Dawand Jones | 65 Germain Ifedi | 61 Roy Mbaeteka | |
| TE | 85 David Njoku | 88 Jordan Akins | 83 Zaire Mitchell-Paden | 82 Treyton Welch | 44 Giovanni Ricci (FB) |
| QB | 4 Deshaun Watson | 5 Jameis Winston | 10 Tyler Huntley / 17 Dorian Thompson-Robinson | | |
| RB | (24 Nick Chubb) | 34 Jerome Ford | 20 Pierre Strong Jr. | (27 D'Onta Foreman) | 49 Aiden Robbins (22 Nyheim Hines) |
| WR | 8 Elijah Moore | 18 David Bell | 80 Jamari Thrash | | |
| WR | 3 Jerry Jeudy | 19 Cedric Tillman | 11 James Proche II | 87 Ahmarean Brown | |

DEFENSE

| | | | | | |
|----|---------------------------|-----------------------|------------------------|--------------------------|-------------------|
| DE | 95 Myles Garrett | 54 Ogbo Okoronkwo | 57 Isaiah McGuire | | |
| DT | (94 Dalvin Tomlinson) | 90 Maurice Hurst II | 62 Siaki Ika | 53 Jowon Briggs | |
| DT | 93 Shelby Harris | 72 Quinton Jefferson | 50 Mike Hall Jr. | 92 Sam Kamara | 98 Chris Williams |
| DE | 99 Za'Darius Smith | 91 Alex Wright | 96 Isaiah Thomas | 60 Jeremiah Martin | |
| LB | 6 Jeremiah Owusu-Koramoah | 42 Tony Fields II | 48 Caleb Johnson | | |
| LB | 58 Jordan Hicks | 43 Mohamoud Diabate | 35 Landon Honeycutt | | |
| LB | 30 Devin Bush | 40 Nathaniel Watson | 59 Winston Reid | 36 Brandon Bouyer-Randle | |
| CB | 21 Denzel Ward | 29 Cameron Mitchell | 28 Justin Hardee Sr. | 26 Myles Harden | 49 Faion Hicks |
| CB | (0 Greg Newsome II) | 23 Martin Emerson Jr. | 38 Tony Brown II | 25 Kahlef Hailassie | |
| S | 9 Grant Delpit | 12 Rodney McLeod | 37 D'Anthony Bell | 39 Brady Breeze | |
| S | 1 Juan Thornhill | 33 Ronnie Hickman | 41 Christopher Edmonds | 31 Chase Williams | |

SPECIAL TEAMS

| | | | |
|----|----------------------|------------------|-------------------|
| P | 13 Corey Bojorquez | | |
| K | 7 Dustin Hopkins | 36 Cade York | |
| H | 13 Corey Bojorquez | | |
| KR | 20 Pierre Strong Jr. | 34 Jerome Ford | (22 Nyheim Hines) |
| PR | 11 James Proche II | 16 Jaelon Darden | (22 Nyheim Hines) |
| LS | 47 Charley Hughlett | | |

Rookies are underlined
Injured players are in [brackets]

PRONUNCIATION GUIDE

| | | | |
|------------------|-------------------------|-------------------------|----------------------------|
| Hakeem Adeiji | HAH-KEEM uh-DENUH-gee | Jerry Jeudy | JUDY |
| Jordan Akins | AIK-ins | Rodney McLeod | muh-CLOUD |
| Joel Bitonio | buh-TONE-ee-oh | Roy Mbaeteka | mm-BET-ik-UH |
| Ahmarean Brown | ah-MAR-e-un | Zaire Mitchell-Paden | zigh-AIR MITCH-uhl PAY-den |
| Corey Bojorquez | boh-HORK-ezz | David Njoku | nuh-JOE-koo |
| Javion Cohen | JAY-viy-ahn | Ogbo Okoronkwo | OH-bow oh-kor-RON-kwoo |
| Mohamoud Diabate | mah-MOOD dee-ah-BAH-tay | Jeremiah Owusu-Koramoah | oh-WOO-sue CORE-ah-MOH-uh |
| D'onta Foreman | dee-ON-tay | Ethan Pocic | POH-sick |
| Kahlef Hailassie | kuh-LEEF huh-LAW-see | James Proche II | pro-SHAY |
| Faion Hicks | FAY-on | Giovanni Ricci | jee-oh-VAWN-ee REE-chee |
| Nyheim Hines | nah-HEEM | Za'Darius Smith | zuh-DARE-ee-us |
| Charley Hughlett | HEW-lit | Rex Sunahara | soon-uh-HAR-uh |
| Germain Ifedi | jer-MANE iff-FED-ee | Jamari Thrash | juh-MAR-ee |
| Siaki Ika | see-AH-key EE-kuh | Luke Wypler | WHIP-ler |

2024 TRANSACTIONS

JANUARY

- 15 Signed WR Jaelon Darden to the Reserve/Future list.
Signed CB Vincent Gray to the Reserve/Future list.
Signed RB John Kelly Jr. to the Reserve/Future list.
Signed TE Zaire Mitchell-Paden to the Reserve/Future list.
Signed T Justin Murray to the Reserve/Future list.
Signed DE Lonnie Phelps to the Reserve/Future list.
Signed LB Charlie Thomas III to the Reserve/Future list.
Signed DE Isaiah Thomas to the Reserve/Future list.
Signed DT Chris Williams to the Reserve/Future list.
- 16 Signed DT Jayden Peevy to the Reserve/Future list.
- 17 Signed LB Caleb Johnson to the Reserve/Future list.
- 24 Signed K Lucas Havrisik to the Reserve/Future list.

FEBRUARY

- 5 Named Ken Dorsey offensive coordinator.
Named Tommy Rees tight ends/pass game specialist.
Named Jacques Cesaire defensive line coach.
Named Duce Staley running backs coach.
- 15 Named Andy Dickerson offensive line coach.
Named Roy Istvan assistant offensive line coach.

MARCH

- 13 Browns traded 2024 5th and 6th round picks to Denver for WR Jerry Jeudy.
Re-signed DE Za'Darius Smith.
- 14 Signed LB Jordan Hick as unrestricted free agent.
Signed T Hakeem Adeniji as unrestricted free agent.
Re-signed G Michael Dunn.
Re-signed DT Shelby Harris.
- 15 Signed LB Devin Bush as unrestricted free agent.
Signed FB Giovanni Ricci.
Re-signed P Corey Bojorquez.
Re-signed DT Maurice Hurst II.
- 18 Signed RB Nyheim Hines.
- 19 Signed WR Jerry Jeudy to three-year extension.
Signed DT Quinton Jefferson as unrestricted free agent.
Re-signed WR James Proche II.
Signed CB Tony Brown II.
- 20 Signed QB Jameis Winston.
Signed QB Tyler Huntley as unrestricted free agent.
- 22 Signed D'Onta Foreman.
- 25 Re-signed S Rodney McLeod.
Signed K Cade York.

APRIL

- 2 Signed CB Justin Hardee Sr. as unrestricted free agent.
- 12 Traded T Leroy Watson IV to Tennessee for 2024 7th round pick.
- 15 Signed exclusive rights free agent DE Sam Kamara.
Waived G Drew Forbes.

- 17 Placed T Justin Murray on reserve/retired.
- 18 Signed T Germain Ifedi.
- 26 Drafted DT Mike Hall Jr. with the 54th overall pick.
Drafted G Zak Zinter with the 85th overall pick.
- 27 Drafted WR Jamari Thrash with the 156th overall pick.
Drafted LB Nathaniel Watson with the 206th overall pick.
Drafted CB Myles Harden with the 227th overall pick.
Drafted DT Jowon Briggs with the 243rd overall pick.
- 29 Signed T Roy Mbaeteka as international player.

MAY

- 6 Signed C Brian Allen.
- 9 Waived C Dawson Deaton with an injury designation.
- 10 Signed G Zak Zinter.
Signed WR Jamari Thrash.
Signed LB Nathaniel Watson.
Signed CB Myles Harden.
Signed DT Jowon Briggs.
Signed Ahmarean Brown as an undrafted free agent.
Signed Javion Cohen as an undrafted free agent.
Signed Christopher Edmonds as an undrafted free agent.
Signed Dyshawn Gales as an undrafted free agent.
Signed Winston Reid as an undrafted free agent.
Signed Aidan Robbins as an undrafted free agent.
Signed Lorenzo Thompson as an undrafted free agent.
Signed Treyton Welch as an undrafted free agent.
- 12 Signed QB Jacob Sirmon.
- 14 Claimed T Kellen Diesch via waivers from Pittsburgh.
Signed WR Jalen Camp.
Waived K Lucas Havrisik.
- 16 Waived T Kellen Diesch with a failed physical designation.
- 20 Signed K Lucas Havrisik.
Waived QB Jacob Sirmon.
- 21 Signed WR Matt Landers.

JUNE

- 4 Waived K Lucas Havrisik.
- 5 Signed S Brady Breeze.
- 7 Signed DT Mike Hall Jr.
Signed G Wyatt Davis.
Waived DT Jayden Peevy.
- 20 Waived DE Lonnie Phelps.

JULY

- 17 Signed K Dustin Hopkins to three-year extension.
- 24 Placed S D'Anthony Bell on Active/Physically Unable to Perform.
Placed RB Nick Chubb on Active/Physically Unable to Perform.
Placed T Jack Conklin on Active/Physically Unable to Perform.
Placed DT Dalvin Tomlinson on Active/Physically Unable to Perform.
Placed T Jedrick Wills Jr. on Active/Physically Unable to Perform.

Placed RB Nyheim Hines on Active/Non-Football Injury.
Placed CB Greg Newsome II on Active/Non-Football Injury.
Signed DE Jeremiah Martin.
Signed T Chim Okorafor.
Waived LB Caleb Johnson.
30 Placed C Brian Allen on Reserve/Injured.
Signed G Zack Johnson.

AUGUST

1 Placed LB Charlie Thomas III on Reserve/Injured.
Signed LB Caleb Johnson.
3 Released C Brian Allen from injured reserve.
4 Signed CB Faion Hicks.
Waived CB Dyshawn Gales.
5 Released LB Charlie Thomas III from injured reserve.
6 Signed DE Marcus Haynes.
Signed LB Landon Honeycutt.
Waived WR Jalen Camp.
Waived G Chim Okorafor.
8 Signed LS Rex Sunahara.
Waived CB Faion Hicks.
12 Traded 2024 6th round pick to Seattle for C Nick Harris and 2024
7th round pick.
Signed LB Brandon Bouyer-Randle.
Signed CB Faion Hicks.
Signed S Chase Williams.
Waived CB Vincent Gray with an injury designation.
Waived DE Marcus Haynes.
Waived LS Rex Sunahara.
Terminated contract of RB John Kelly Jr.

THE LAST TIME IN THE REGULAR SEASON

PUNT RETURNED FOR A TD

By Browns
Donovan Peoples-Jones, 76 yards (12/4/22 at HOU)

By Opponent
Kaelin Clay, 82 yards (11/30/15 vs. BAL)

KICKOFF RETURNED FOR A TD

By Browns
Joshua Cribbs, 100 yards & 103 yards (12/20/09 at KC)

By Opponent
Dameon Pierce, 98 yards (12/24/23 at HOU)

INTERCEPTION RETURNED FOR A TD

By Browns
Ronnie Hickman, 30 yards (12/28/23 vs NYJ)

By Opponent
Kyle Hamilton, 18 yards (11/12/23 at BAL)

TWO INTERCEPTIONS IN SAME GAME

By Browns
MJ Emerson (12/10/23 vs. JAX)

By Opponent
Rasul Douglas (12/25/21 at GB)

THREE INTERCEPTIONS IN SAME GAME

By Browns
Anthony Henry (11/18/01 at BAL)

By Opponent
Kevin Byard (10/22/17 vs. TEN)

FUMBLE RETURNED FOR A TD

By Browns
Tony Fields II (10/22/23 at IND)

By Opponent
TJ Watt (9/18/23 at PIT)

PUNT BLOCK RETURNED FOR A TD

By Browns
Andre King, 28 yards (11/30/03 at SEA)

By Opponent
Anthony Chickillo, 16 yards (9/10/17 vs. PIT)

PUNT BLOCKED

By Browns
Marlon Moore (11/5/15 at CIN)

By Opponent
Davis Moore (10/13/19 vs. SEA)

SHUTOUT SCORED

By Browns
at Cleveland 27, Arizona 0 (11/5/23)

By Opponent
vs. Cincinnati 30, Cleveland 0 (12/14/14)

PAT BLOCKED

By Browns
Sheldon Richardson (12/27/20 at NYJ)

By Opponent
Levi Onwuzurike (11/21/21 vs. DET)

TWO-POINT CONVERSION

By Browns
Deshaun Watson run (11/12/23 at BAL)

By Opponent
Kenny Pickett-Diontae Johnson pass (1/8/22 at PIT)

FIELD GOAL BLOCKED

By Browns
Shelby Harris (12/28/23 vs. NYJ)

By Opponent
B.J. Hill (10/31/22 vs. CIN)

FIELD GOAL BLOCKED RETURNED FOR TD

By Browns
Leigh Bodden, 59 yards (11/13/05 at PIT)

By Opponent
Will Hill III, 62 yards (11/30/15 vs. BAL)

SAFETY SCORED

By Browns
Carson Wentz sacked in the end zone by Olivier Vernon (11/22/20 vs. PHI)

By Opponent
Joe Flacco sacked in the end zone by K. Turner and A. Donald (12/3/23 at LAR)

100 YARDS RUSHING

By Browns
Jerome Ford, 107 yards (11/12/23 at BAL)

By Opponent
Joe Mixon, 111 yards (1/7/24 at CIN)

100 YARDS RUSHING IN A HALF

By Browns
Nick Chubb, 104 yards in second half (11/29/20 at JAX)

By Opponent
Jaylen Warren, 110 yards (11/19/23 vs. PIT)

THE LAST TIME IN THE REGULAR SEASON

200 YARDS RUSHING

By Browns
Jerome Harrison, 286 yards (12/20/09 at KC)

By Opponent
Ahmad Bradshaw, 200 yards (10/7/12 at NYG)

BACK-TO-BACK 100-YARD RUSHING GAMES

By Browns
Nick Chubb, 113 yards (9/22/22 vs. PIT),
Nick Chubb, 118 yards (10/2/22 at ATL),
Nick Chubb, 134 yards (10/9/22 vs. LAC)

By Opponent
Rhamondre Stevenson, 100 (11/14/21 at NE),
D'Andre Swift, 136 (11/21/21 vs. DET)

TWO 100-YARD RUSHERS IN SAME GAME

By Browns
Nick Chubb (126) & Kareem Hunt (104) (11/15/20 vs. HOU)

By Opponent
Arian Foster (124) & Ben Tate (115) (11/6/11 at HOU)

TWO RUSHING TOUCHDOWNS

By Browns
Kareem Hunt (10/22/23 at IND)

By Opponent
Gardner Minshew (10/22/23 at IND)

THREE RUSHING TOUCHDOWNS

By Browns
Nick Chubb (9/18/22 vs. NYJ)

By Opponent
Kenyan Drake (4) (12/15/19 at ARI)

FOUR RUSHING TOUCHDOWNS

By Browns
Jamal Lewis (11/4/07 vs. SEA)

By Opponent
Kenyan Drake (12/15/19 at ARI)

SUCCESSFUL ONSIDE KICK

By Browns
October 16, 2016 (at TEN)

By Opponent
September 18, 2022 (vs. NYJ)

OT GAME WON

By Browns
Cleveland 23 vs. Tampa Bay 17 (11/27/22 vs. TB)

By Opponent
Tampa Bay 26 vs. Cleveland 23 (10/21/18)

300 YARDS PASSING

By Browns
Joe Flacco, 309 yards (29-19, 3 TD, 1 INT)(12/28/23 vs. NYJ)

By Opponent
Baily Zappe, 309 yards (24-34, 2 TD, 0 INT) (10/16/22 vs. NE)

BACK-TO-BACK 300-YARD PASSING GAMES

By Browns
Joe Flacco, 311 yards (45-26, 3 TD, 1 INT) (12/10/23 vs. JAX),
Joe Flacco, 374 yards (44-28, 2 TD, 3 INT) (12/17/23 vs. CHI)
Joe Flacco, 368 yards (42-27, 3 TD, 2INT)(12/24/23 at HOU)
Joe Flacco, 309 yards (29-19, 3 TD, 1 INT)(12/28/23 vs. NYJ).

By Opponent
Matt Ryan, 330 yards (38-52, 2 TD) (11/11/18 vs. ATL),
Patrick Mahomes, 375 yards (23-32, 3 TD, INT) (11/4/18 vs. KC)

400 YARDS PASSING

By Browns
Josh McCown, 457 yards (36-51, 2 TD) (10/11/15 at BAL)

By Opponent
Joe Burrow, 406 yards (35-47, 3 TD, 1 INT) (10/25/20 at CIN)

200 YARDS PASSING IN A HALF

By Browns
Joe Flacco, 296 yards in first half (12/28/23 vs NYJ)

By Opponent
Joe Flacco, 208 yards in second half (9/18/22 vs. NYJ)

THREE TOUCHDOWN PASSES

By Browns
Joe Flacco (12/28/23 vs NYJ)

By Opponent
J. Browning (1/8/24 at CIN)

FOUR TOUCHDOWN PASSES

By Browns
Baker Mayfield (12/6/20 at TEN)

By Opponent
Kyler Murray (10/17/21 vs. ARI)

FIVE TOUCHDOWN PASSES

By Browns
Baker Mayfield (10/25/20 at CIN)

By Opponent
Matthew Stafford (11/22/09 at DET)

SIX TOUCHDOWN PASSES

By Browns
None

By Opponent
Carson Palmer (9/16/07 vs. CIN)

THE LAST TIME IN THE REGULAR SEASON

100 YARDS RECEIVING

By Browns
David Njoku, 134 yards (12/28/23 vs. NYJ)

By Opponent
Josh Downs, 125 yards (10/22/23 at IND)

100 YARDS RECEIVING IN A HALF

By Browns
David Njoku, 128 yards in first half (12/28/23 vs. NYJ)

By Opponent
Mark Andrews, 107 yards in second half (12/12/21 vs. BAL)

TWO 100-YARD RECEIVERS IN SAME GAME

By Browns
Amari Cooper (109) & David Njoku (104) (12/17/23 vs. CHI)

By Opponent
Mark Andrews (115) & Rashod Bateman (103) (12/12/21 vs. BAL)

BACK-TO-BACK 100-YARD RECEIVING GAMES

By Browns
Amari Cooper, 101 yards (9/18/22 vs. NYJ),
Amari Cooper, 101 yards (9/22/22 vs. PIT)

By Opponent
Robbie Anderson, 102 yards (9/11/22 vs. Car),
Garrett Wilson, 102 yards (9/18/22 vs. NYJ)

200 YARDS RECEIVING

By Browns
Amari Cooper, 265 yards (12/24/23 at HOU)

By Opponent
Terrell Owens, 222 yards (10/3/10 vs. CIN)

TWO RECEIVING TOUCHDOWNS

By Browns
David Bell (1/8/24 at CIN)

By Opponent
Evan Engram (12/10/23 vs. JAX)

THREE RECEIVING TOUCHDOWNS

By Browns
Jordan Cameron (9/22/13 at MIN)

By Opponent
Martellus Bennett (10/9/16 vs. NE)

500 YARDS TOTAL OFFENSE

By Browns
531 yards (10/10/21 at LAC)

By Opponent
503 yards (10/25/20 at CIN)

TWO SACKS

By Browns
Za'Darius Smith, 2.0 (12/24/23 at HOU)

By Opponent
Alex Highsmith (2.5) and Cam Heyward (2.0) (1/9/23 at PIT)

THREE SACKS

By Browns
Myles Garrett, 3.5 (9/24/23 vs. TEN)

By Opponent
T.J. Watt, 4.0 (1/3/22 at PIT)

FOUR SACKS

By Browns
Myles Garrett, 4.5 (9/26/21 vs. CHI)

By Opponent
T.J. Watt, 4.0 (1/3/22 at PIT)

FOUR FIELD GOALS

By Browns
Dustin Hopkins (11/12/23 at BAL)

By Opponent
Tyler Bass (6) (11/20/22 at BUF)

FIVE FIELD GOALS

By Browns
Phil Dawson (11/4/12 vs. BAL)

By Opponent
Tyler Bass (6) (11/20/22 at BUF)

SIX FIELD GOALS

By Browns
Phil Dawson (11/5/06 at SD)

By Opponent
Tyler Bass (11/20/22 at BUF)

Cleveland Browns / Week 2 / Through Saturday, August 10, 2024 / Pre Season

| Won 0, Lost 1 | | | | | | | | | | Rushing | | | | No. | Yds | Avg Long | | TD |
|---|---|---------|-------------------|----------|---------|----|----|---------------------|----------|-----------------|------|-------------|----------|----------|-------|----------|-------|-----|
| 8/10/2024 | L | 10 - 23 | Green Bay Packers | | | | | | P.Strong | 6 | 15 | 2.5 | 9 | 0 | | | | |
| | | | Cleveland | Opponent | J.Kelly | 4 | 15 | 3.8 | 8 | 0 | | | | | | | | |
| Total First Downs | | | | 16 | 18 | | | T.Huntley | 2 | 13 | 6.5 | 7 | 0 | | | | | |
| Rushing | | | | 6 | 7 | | | A.Robbins | 5 | 6 | 1.2 | 3 | 1 | | | | | |
| Passing | | | | 9 | 10 | | | J.Ford | 2 | 4 | 2.0 | 2 | 0 | | | | | |
| Penalty | | | | 1 | 1 | | | D.Thompson-Robinson | 1 | 2 | 2.0 | 2 | 0 | | | | | |
| 3rd Down: Made/Att | | | | 6/13 | 8/14 | | | A.Brown | 1 | 1 | 1.0 | 1 | 0 | | | | | |
| 3rd Down Pct. | | | | 46.2% | 57.1% | | | Team | 21 | 56 | 2.7 | 9 | 1 | | | | | |
| 4th Down: Made/Att | | | | 1/3 | 1/2 | | | Opponents | 34 | 155 | 4.6 | 23 | 1 | | | | | |
| 4th Down Pct. | | | | 33.3% | 50.0% | | | Receiving | | No. | Yds | Avg Long | TD | | | | | |
| Possession Avg. | | | | 30:27 | 29:33 | | | J.Kelly | 5 | 19 | 3.8 | 11 | 0 | | | | | |
| Total Net Yards | | | | 244 | 375 | | | J.Thrash | 3 | 43 | 14.3 | 22 | 0 | | | | | |
| Avg. Per Game | | | | 244.0 | 375.0 | | | Z.Mitchell-Paden | 3 | 20 | 6.7 | 12 | 0 | | | | | |
| Total Plays | | | | 56 | 63 | | | A.Brown | 2 | 26 | 13.0 | 13 | 0 | | | | | |
| Avg. Per Play | | | | 4.4 | 6.0 | | | J.Akins | 2 | 25 | 12.5 | 17 | 0 | | | | | |
| Net Yards Rushing | | | | 56 | 155 | | | M.Woods | 2 | 22 | 11.0 | 18 | 0 | | | | | |
| Avg. Per Game | | | | 56.0 | 155.0 | | | P.Strong | 2 | 10 | 5.0 | 7 | 0 | | | | | |
| Total Rushes | | | | 21 | 34 | | | J.Proche | 1 | 17 | 17.0 | 17 | 0 | | | | | |
| Net Yards Passing | | | | 188 | 220 | | | A.Robbins | 1 | 8 | 8.0 | 8 | 0 | | | | | |
| Avg. Per Game | | | | 188.0 | 220.0 | | | M.Landers | 1 | 7 | 7.0 | 7 | 0 | | | | | |
| Sacked/Yards Lost | | | | 3/17 | 1/0 | | | D.Bell | 1 | 5 | 5.0 | 5 | 0 | | | | | |
| Gross Yards | | | | 205 | 220 | | | C.Tillman | 1 | 3 | 3.0 | 3 | 0 | | | | | |
| Attempts/Completions | | | | 32/24 | 28/17 | | | Team | 24 | 205 | 8.5 | 22 | 0 | | | | | |
| Completion Pct. | | | | 75.0% | 60.7% | | | Opponents | 17 | 220 | 12.9 | 65t | 1 | | | | | |
| Had Intercepted | | | | 0 | 0 | | | Interceptions | | No. | Yds | Avg Long | TD | | | | | |
| Punts/Average | | | | 3/45.7 | 2/45.5 | | | Punting | No | Yds | Avg | Net | TB | In | Lg | B | | |
| Net Punting Avg. | | | | 32 | 39 | | | C.Bojorquez | 3 | 137 | 45.7 | 32.0 | 1 | 0 | 50 | 0 | | |
| Penalties/Yards | | | | 4/25 | 3/11 | | | Team | 3 | 137 | 45.7 | 32.0 | 1 | 0 | 50 | 0 | | |
| Fumbles/Ball Lost | | | | 1/1 | 1/0 | | | Opponents | 2 | 91 | 45.5 | 39.0 | 0 | 1 | 51 | 0 | | |
| Touchdowns | | | | 1 | 2 | | | Punt Returns | | Ret | FC | Yds | Avg Long | | TD | | | |
| Rushing | | | | 1 | 1 | | | J.Proche | 1 | 0 | 10 | 10.0 | | 10 | 0 | | | |
| Passing | | | | 0 | 1 | | | J.Darden | 1 | 0 | 3 | 3.0 | | 3 | 0 | | | |
| Returns | | | | 0 | 0 | | | Team | 2 | 0 | 13 | 6.5 | | 10 | 0 | | | |
| Score By Periods | | | | Q1 | Q2 | Q3 | Q4 | OT | Pts | Opponents | 2 | 0 | 21 | 10.5 | | 14 | 0 | |
| Team | | | | 3 | 0 | 0 | 7 | 0 | 10 | Kickoff Returns | | No. | Yds | Avg Long | | TD | | |
| Opponents | | | | 7 | 10 | 6 | 0 | 0 | 23 | A.Brown | 3 | 70 | 23.3 | | 28 | 0 | | |
| Scoring | | | | TD | Ru | Pa | Rt | PAT | FG | 2Pt | Pts | P.Strong | 1 | 27 | 27.0 | | 27 | 0 |
| A.Robbins | | | | 1 | 1 | 0 | 0 | 0/0 | 0/0 | 0 | 6 | J.Darden | 1 | 25 | 25.0 | | 25 | 0 |
| C.York | | | | 0 | 0 | 0 | 0 | 1/1 | 1/1 | 0 | 4 | Team | 5 | 122 | 24.4 | | 28 | 0 |
| Team | | | | 1 | 1 | 0 | 0 | 1/1 | 1/1 | 0 | 10 | Opponents | 1 | 28 | 28.0 | | 28 | 0 |
| Opponents | | | | 2 | 1 | 1 | 0 | 2/2 | 3/3 | 0 | 23 | Field Goals | | 1-19 | 20-29 | 30-39 | 40-49 | 50+ |
| 2-Pt. Conversions: Team 0/0, Opponents: 0/0 | | | | | | | | | | | | C.York | 0/0 | 0/0 | 0/0 | 0/0 | 1/1 | |
| Sacks: B.Breeze 1.0 Team: 1.0, Opponents: 3.0 | | | | | | | | | | | | Team | 0/0 | 0/0 | 0/0 | 0/0 | 1/1 | |
| | | | | | | | | | | | | Opponents | 0/0 | 0/0 | 2/2 | 1/1 | 0/0 | |
| Fumbles Lost: J.Kelly 1 Total: 1 | | | | | | | | | | | | | | | | | | |
| Opponent Fumble Recoveries: Total: 0 | | | | | | | | | | | | | | | | | | |

| Passing | Att | Cmp | Yds | Cmp% | Yds/Att | TD | TD% | Int | Int% | Long | Sack | Lost | Rating |
|---------------------|-----|-----|-----|-------|---------|----|------|-----|------|------|------|------|--------|
| D.Thompson-Robinson | 18 | 14 | 134 | 77.8% | 7.4 | 0 | 0.0% | 0 | 0.0% | 22 | 1/ | 0 | 97.7 |
| T.Huntley | 9 | 6 | 41 | 66.7% | 4.6 | 0 | 0.0% | 0 | 0.0% | 17 | 1/ | 10 | 76.6 |
| J.Winston | 5 | 4 | 30 | 80.0% | 6.0 | 0 | 0.0% | 0 | 0.0% | 18 | 1/ | 7 | 91.7 |
| Team | 32 | 24 | 205 | 75.0% | 6.4 | 0 | 0.0% | 0 | 0.0% | 22 | 3/ | 17 | 91.3 |
| Opponents | 28 | 17 | 220 | 60.7% | 7.9 | 1 | 3.6% | 0 | 0.0% | 65t | 1/ | 0 | 97.3 |

| DEFENSIVE STATISTICS | | | | | | | | | | | | | |
|----------------------|-------|---------|------|-----|-----|---------------|-----|----|----|----|---------|----|-----|
| PLAYER | TOTAL | TACKLES | | SK | YDS | INTERCEPTIONS | | | TD | PD | FUMBLES | | YDS |
| | | SOLO | ASST | | | NO | YDS | LG | | | FF | FR | |
| Brady Breeze | 10 | 7 | 3 | 1 | 0 | 0 | 0 | 0 | 0 | 0 | 0 | 0 | 0 |
| Justin Hardee Sr. | 6 | 5 | 1 | 0 | 0 | 0 | 0 | 0 | 0 | 0 | 0 | 0 | 0 |
| Caleb Johnson | 6 | 4 | 2 | 0 | 0 | 0 | 0 | 0 | 0 | 0 | 0 | 0 | 0 |
| Devin Bush | 6 | 2 | 4 | 0 | 0 | 0 | 0 | 0 | 0 | 0 | 0 | 0 | 0 |
| Myles Harden | 5 | 3 | 2 | 0 | 0 | 0 | 0 | 0 | 0 | 1 | 0 | 0 | 0 |
| Kahlef Hailassie | 5 | 3 | 2 | 0 | 0 | 0 | 0 | 0 | 0 | 0 | 0 | 0 | 0 |
| Winston Reid | 5 | 2 | 3 | 0 | 0 | 0 | 0 | 0 | 0 | 0 | 0 | 0 | 0 |
| Mohamoud Diabate | 3 | 3 | 0 | 0 | 0 | 0 | 0 | 0 | 0 | 0 | 0 | 0 | 0 |
| Isaiah McGuire | 3 | 2 | 1 | 0 | 0 | 0 | 0 | 0 | 0 | 0 | 0 | 0 | 0 |
| Landon Honeycutt | 3 | 2 | 1 | 0 | 0 | 0 | 0 | 0 | 0 | 0 | 0 | 0 | 0 |
| Chris Edmonds | 3 | 1 | 2 | 0 | 0 | 0 | 0 | 0 | 0 | 0 | 0 | 0 | 0 |
| Tony Brown | 2 | 2 | 0 | 0 | 0 | 0 | 0 | 0 | 0 | 0 | 0 | 0 | 0 |
| Chris Williams | 2 | 0 | 2 | 0 | 0 | 0 | 0 | 0 | 0 | 0 | 0 | 0 | 0 |
| Nathaniel Watson | 1 | 1 | 0 | 0 | 0 | 0 | 0 | 0 | 0 | 0 | 0 | 0 | 0 |
| Rodney McLeod | 1 | 1 | 0 | 0 | 0 | 0 | 0 | 0 | 0 | 0 | 0 | 0 | 0 |
| Isaiah Thomas | 1 | 1 | 0 | 0 | 0 | 0 | 0 | 0 | 0 | 0 | 0 | 0 | 0 |
| Sam Kamara | 1 | 0 | 1 | 0 | 0 | 0 | 0 | 0 | 0 | 0 | 0 | 0 | 0 |
| Jeremiah Martin | 1 | 0 | 1 | 0 | 0 | 0 | 0 | 0 | 0 | 0 | 0 | 0 | 0 |
| Grant Delpit | 1 | 0 | 1 | 0 | 0 | 0 | 0 | 0 | 0 | 0 | 0 | 0 | 0 |
| Mike Hall | 1 | 0 | 1 | 0 | 0 | 0 | 0 | 0 | 0 | 0 | 0 | 0 | 0 |
| Totals | 66 | 39 | 27 | 1.0 | 0 | 0 | 0 | 0 | 0 | 1 | 0 | 0 | 0 |

| SPECIAL TEAMS STATISTICS | | | | | | |
|--------------------------|---------|------|------|----|----|-----|
| PLAYER | TACKLES | | | FF | FR | BLK |
| | TOTAL | SOLO | ASST | | | |
| Winston Reid | 1 | 1 | 0 | 0 | 0 | 0 |
| Isaiah McGuire | 1 | 1 | 0 | 0 | 0 | 0 |
| Brady Breeze | 1 | 0 | 1 | 0 | 0 | 0 |
| Justin Hardee | 1 | 0 | 1 | 0 | 0 | 0 |
| Chris Edmonds | 1 | 0 | 1 | 0 | 0 | 0 |
| Totals | 5 | 2 | 3 | 0 | 0 | 0 |

Won 11, Lost 6

| | | | |
|------------|---|---------|------------------------|
| 9/10/2023 | W | 24 - 3 | Cincinnati Bengals |
| 9/18/2023 | L | 22 - 26 | at Pittsburgh Steelers |
| 9/24/2023 | W | 27 - 3 | Tennessee Titans |
| 10/1/2023 | L | 3 - 28 | Baltimore Ravens |
| 10/15/2023 | W | 19 - 17 | San Francisco 49ers |
| 10/22/2023 | W | 39 - 38 | at Indianapolis Colts |
| 10/29/2023 | L | 20 - 24 | at Seattle Seahawks |
| 11/5/2023 | W | 27 - 0 | Arizona Cardinals |
| 11/12/2023 | W | 33 - 31 | at Baltimore Ravens |
| 11/19/2023 | W | 13 - 10 | Pittsburgh Steelers |
| 11/26/2023 | L | 12 - 29 | at Denver Broncos |
| 12/3/2023 | L | 19 - 36 | at Los Angeles Rams |
| 12/10/2023 | W | 31 - 27 | Jacksonville Jaguars |
| 12/17/2023 | W | 20 - 17 | Chicago Bears |
| 12/24/2023 | W | 36 - 22 | at Houston Texans |
| 12/28/2023 | W | 37 - 20 | New York Jets |
| 1/7/2024 | L | 14 - 31 | at Cincinnati Bengals |

| | | |
|----------------------|-----------|----------|
| Total First Downs | Cleveland | Opponent |
| | 325 | 253 |
| Rushing | 121 | 87 |
| Passing | 173 | 136 |
| Penalty | 31 | 30 |
| 3rd Down: Made/Att | 80/253 | 67/230 |
| 3rd Down Pct. | 31.6% | 29.1% |
| 4th Down: Made/Att | 18/32 | 6/15 |
| 4th Down Pct. | 56.3% | 40.0% |
| Possession Avg. | 32:19 | 27:41 |
| Total Net Yards | 5710 | 4593 |
| Avg. Per Game | 335.9 | 270.2 |
| Total Plays | 1187 | 1004 |
| Avg. Per Play | 4.8 | 4.6 |
| Net Yards Rushing | 2017 | 1793 |
| Avg. Per Game | 118.6 | 105.5 |
| Total Rushes | 518 | 420 |
| Net Yards Passing | 3693 | 2800 |
| Avg. Per Game | 217.2 | 164.7 |
| Sacked/Yards Lost | 45/318 | 49/349 |
| Gross Yards | 4011 | 3149 |
| Attempts/Completions | 624/355 | 535/307 |
| Completion Pct. | 56.9% | 57.4% |
| Had Intercepted | 23 | 18 |
| Punts/Average | 90/49.4 | 112/47.3 |
| Net Punting Avg. | 42.4 | 42.1 |
| Penalties/Yards | 115/897 | 118/923 |
| Fumbles/Ball Lost | 27/14 | 21/10 |
| Touchdowns | 42 | 44 |
| Rushing | 15 | 15 |
| Passing | 24 | 23 |
| Returns | 3 | 6 |

| Score By Periods | | | Q1 | Q2 | Q3 | Q4 | OT | Pts |
|---------------------|----|----|-----|-----|-------|-------|-----|-----|
| Team | | | 74 | 139 | 70 | 113 | 0 | 396 |
| Opponents | | | 107 | 87 | 61 | 107 | 0 | 362 |
| Scoring | TD | Ru | Pa | Rt | PAT | FG | 2Pt | Pts |
| D.Hopkins | 0 | 0 | 0 | 0 | 24/26 | 33/36 | 0 | 123 |
| J.Ford | 9 | 4 | 5 | 0 | 0/0 | 0/0 | 1 | 56 |
| K.Hunt | 9 | 9 | 0 | 0 | 0/0 | 0/0 | 0 | 54 |
| D.Njoku | 6 | 0 | 6 | 0 | 0/0 | 0/0 | 0 | 36 |
| A.Cooper | 5 | 0 | 5 | 0 | 0/0 | 0/0 | 1 | 32 |
| D.Bell | 3 | 0 | 3 | 0 | 0/0 | 0/0 | 0 | 18 |
| H.Bryant | 3 | 0 | 3 | 0 | 0/0 | 0/0 | 0 | 18 |
| E.Moore | 2 | 0 | 2 | 0 | 0/0 | 0/0 | 0 | 12 |
| D.Watson | 1 | 1 | 0 | 0 | 0/0 | 0/0 | 3 | 12 |
| R.Patterson | 0 | 0 | 0 | 0 | 6/7 | 1/1 | 0 | 9 |
| T.Fields | 1 | 0 | 0 | 1 | 0/0 | 0/0 | 0 | 6 |
| R.Hickman | 1 | 0 | 0 | 1 | 0/0 | 0/0 | 0 | 6 |
| G.Newsome | 1 | 0 | 0 | 1 | 0/0 | 0/0 | 0 | 6 |
| P.Strong | 1 | 1 | 0 | 0 | 0/0 | 0/0 | 0 | 6 |
| D.Thompson-Robinson | 0 | 0 | 0 | 0 | 0/0 | 0/0 | 1 | 2 |
| Team | 42 | 15 | 24 | 3 | 30/33 | 34/37 | 6 | 396 |
| Opponents | 44 | 15 | 23 | 6 | 41/41 | 17/24 | 1 | 362 |

2-Pt. Conversions: Team 6/9, Opponents: 1/3
Sacks: M.Garrett 14.0, Z.Smith 5.5, A.Wright 5.0, O.Okoronkwo 4.5, J.Owusu-Koramoah 3.5, D.Tomlinson 3.0, J.Elliott 2.5, S.Takitaki 2.0, G.Delpit 1.5, M.Hurst 1.5, S.Harris 1.5, I.McGuire 1.0, D.Harmon 1.0, C.Mitchell 1.0, G.Newsome 0.5 Team: 48.0, Opponents: 43.0

| | | | | | | | | | | | | | |
|---------------------|-----|-----|------|-------|---------|----|------|-----|------|------|------|------|--------|
| Passing | Att | Cmp | Yds | Cmp% | Yds/Att | TD | TD% | Int | Int% | Long | Sack | Lost | Rating |
| J.Flacco | 204 | 123 | 1616 | 60.3% | 7.9 | 13 | 6.4% | 8 | 3.9% | 75t | 8/ | 57 | 90.2 |
| D.Watson | 171 | 105 | 1115 | 61.4% | 6.5 | 7 | 4.1% | 4 | 2.3% | 59 | 17/ | 85 | 84.3 |
| P.Walker | 111 | 54 | 674 | 48.6% | 6.1 | 1 | 0.9% | 5 | 4.5% | 58 | 11/ | 90 | 52.2 |
| D.Thompson-Robinson | 112 | 60 | 440 | 53.6% | 3.9 | 1 | 0.9% | 4 | 3.6% | 23 | 6/ | 60 | 51.2 |
| J.Driskel | 26 | 13 | 166 | 50.0% | 6.4 | 2 | 7.7% | 2 | 7.7% | 31t | 3/ | 26 | 63.9 |
| Team | 624 | 355 | 4011 | 56.9% | 6.4 | 24 | 3.8% | 23 | 3.7% | 75t | 45/ | 318 | 73.8 |
| Opponents | 535 | 307 | 3149 | 57.4% | 5.9 | 23 | 4.3% | 18 | 3.4% | 75t | 49/ | 349 | 74.7 |

| | | | | | |
|---------------------|-----|------|-----|------|----|
| Rushing | No. | Yds | Avg | Long | TD |
| J.Ford | 204 | 813 | 4.0 | 69t | 4 |
| K.Hunt | 135 | 411 | 3.0 | 16t | 9 |
| P.Strong | 63 | 291 | 4.6 | 40 | 1 |
| N.Chubb | 28 | 170 | 6.1 | 20 | 0 |
| D.Watson | 26 | 142 | 5.5 | 16 | 1 |
| D.Thompson-Robinson | 14 | 65 | 4.6 | 12 | 0 |
| J.Driskel | 7 | 33 | 4.7 | 13 | 0 |
| M.Goodwin | 4 | 33 | 8.3 | 20 | 0 |
| P.Walker | 13 | 30 | 2.3 | 9 | 0 |
| E.Moore | 9 | 11 | 1.2 | 19 | 0 |
| H.Bryant | 5 | 8 | 1.6 | 2 | 0 |
| C.Tillman | 1 | 8 | 8.0 | 8 | 0 |
| J.Flacco | 9 | 2 | 0.2 | 3 | 0 |
| Team | 518 | 2017 | 3.9 | 69t | 15 |
| Opponents | 420 | 1793 | 4.3 | 74t | 15 |

| | | | | | |
|-----------------|-----|------|------|------|----|
| Receiving | No. | Yds | Avg | Long | TD |
| D.Njoku | 81 | 882 | 10.9 | 43 | 6 |
| A.Cooper | 72 | 1250 | 17.4 | 75t | 5 |
| E.Moore | 59 | 640 | 10.8 | 42 | 2 |
| J.Ford | 44 | 319 | 7.3 | 50t | 5 |
| C.Tillman | 21 | 224 | 10.7 | 23 | 0 |
| J.Akins | 15 | 132 | 8.8 | 28 | 0 |
| K.Hunt | 15 | 84 | 5.6 | 13 | 0 |
| D.Bell | 14 | 167 | 11.9 | 41t | 3 |
| H.Bryant | 13 | 81 | 6.2 | 23 | 3 |
| D.Peoples-Jones | 8 | 97 | 12.1 | 29 | 0 |
| P.Strong | 5 | 47 | 9.4 | 41 | 0 |
| M.Goodwin | 4 | 67 | 16.8 | 57 | 0 |
| N.Chubb | 4 | 21 | 5.3 | 10 | 0 |
| J.Proche | 0 | 0 | 0.0 | 0 | 0 |
| Team | 355 | 4011 | 11.3 | 75t | 24 |
| Opponents | 307 | 3149 | 10.3 | 75t | 23 |

| | | | | | |
|------------------|-----|-----|------|------|----|
| Interceptions | No. | Yds | Avg | Long | TD |
| M.Emerson | 4 | 25 | 6.3 | 14 | 0 |
| G.Newsome | 2 | 34 | 17.0 | 34t | 1 |
| D.Ward | 2 | 20 | 10.0 | 20 | 0 |
| D.Bell | 2 | 8 | 4.0 | 6 | 0 |
| J.Owusu-Koramoah | 2 | 8 | 4.0 | 8 | 0 |
| R.Hickman | 1 | 30 | 30.0 | 30t | 1 |
| M.Ford | 1 | 10 | 10.0 | 10 | 0 |
| G.Delpit | 1 | 0 | 0.0 | 0 | 0 |
| D.Harmon | 1 | 0 | 0.0 | 0 | 0 |
| M.Hurst | 1 | 0 | 0.0 | 0 | 0 |
| S.Takitaki | 1 | 0 | 0.0 | 0 | 0 |
| Team | 18 | 135 | 7.5 | 34t | 2 |
| Opponents | 23 | 438 | 19.0 | 52 | 4 |

| | | | | | | | | |
|-------------|-----|------|------|------|----|----|----|---|
| Punting | No | Yds | Avg | Net | TB | In | Lg | B |
| C.Bojorquez | 87 | 4294 | 49.4 | 42.5 | 9 | 31 | 73 | 0 |
| M.Haack | 3 | 155 | 51.7 | 41.7 | 0 | 0 | 56 | 0 |
| Team | 90 | 4449 | 49.4 | 42.4 | 9 | 31 | 73 | 0 |
| Opponents | 112 | 5302 | 47.3 | 42.1 | 12 | 39 | 74 | 0 |

| | | | | | | |
|-----------------|-----|----|-----|------|------|----|
| Punt Returns | Ret | FC | Yds | Avg | Long | TD |
| J.Proche | 22 | 27 | 197 | 9.0 | 21 | 0 |
| D.Peoples-Jones | 13 | 8 | 84 | 6.5 | 13 | 0 |
| J.Darden | 4 | 1 | 39 | 9.8 | 11 | 0 |
| E.Moore | 2 | 0 | 23 | 11.5 | 13 | 0 |
| Team | 41 | 36 | 343 | 8.4 | 21 | 0 |
| Opponents | 45 | 16 | 450 | 10.0 | 28 | 0 |

| | | | | | |
|-----------------|-----|-----|------|------|----|
| Kickoff Returns | No. | Yds | Avg | Long | TD |
| P.Strong | 8 | 200 | 25.0 | 36 | 0 |
| J.Darden | 2 | 42 | 21.0 | 23 | 0 |
| J.Proche | 1 | 19 | 19.0 | 19 | 0 |
| Team | 11 | 261 | 23.7 | 36 | 0 |
| Opponents | 30 | 635 | 21.2 | 98t | 1 |

| | | | | | |
|-------------|------|-------|-------|--------|------|
| Field Goals | 1-19 | 20-29 | 30-39 | 40-49 | 50+ |
| D.Hopkins | 0/0 | 8/ 8 | 7/ 7 | 10/ 13 | 8/ 8 |
| R.Patterson | 0/0 | 0/ 0 | 1/ 1 | 0/ 0 | 0/0 |
| Team | 0/0 | 8/ 8 | 8/ 8 | 10/ 13 | 8/ 8 |
| Opponents | 0/0 | 5/ 5 | 3/ 4 | 7/ 9 | 2/ 6 |

Fumbles Lost: P.Walker 2, D.Watson 2, D.Njoku 2, E.Moore 2, J.Ford 1, P.Strong 1, J.Flacco 1, A.Cooper 1, J.Proche 1, H.Bryant 1 Total: 14
Opponent Fumble Recoveries: A.Walker 2, M.Garrett 1, M.Ford 1, M.Hurst 1, O.Okoronkwo 1, G.Delpit 1, T.Fields 1, A.Wright 1, M.Diabate 1 Total: 10

DEFENSIVE STATISTICS

| PLAYER | TACKLES | | | | | INTERCEPTIONS | | | FUMBLES | | | | |
|-------------------------|---------|------|------|------|-------|---------------|-----|----|---------|----|----|----|-----|
| | TOTAL | SOLO | ASST | SK | YDS | NO | YDS | LG | TD | PD | FF | FR | YDS |
| Jeremiah Owusu-Koramoah | 98 | 71 | 27 | 3.5 | 34.5 | 2 | 8 | 8 | 0 | 6 | 1 | 0 | 0 |
| Grant Delpit | 77 | 61 | 16 | 1.5 | 14.5 | 1 | 0 | 0 | 0 | 3 | 0 | 1 | 14 |
| Sione Takitaki | 64 | 44 | 20 | 2.0 | 11.0 | 1 | 0 | 0 | 0 | 3 | 0 | 0 | 0 |
| Martin Emerson | 59 | 45 | 14 | 0.0 | 0.0 | 4 | 25 | 14 | 0 | 14 | 0 | 0 | 0 |
| Juan Thornhill | 53 | 41 | 12 | 0.0 | 0.0 | 0 | 0 | 0 | 0 | 1 | 0 | 0 | 0 |
| Greg Newsome II | 49 | 34 | 15 | 0.5 | 2.5 | 2 | 34 | 34 | 1 | 14 | 0 | 0 | 0 |
| Anthony Walker | 42 | 21 | 21 | 0.0 | 0.0 | 0 | 0 | 0 | 0 | 4 | 1 | 2 | 0 |
| Myles Garrett | 42 | 33 | 9 | 14.0 | 101.5 | 0 | 0 | 0 | 0 | 3 | 4 | 1 | 1 |
| Denzel Ward | 34 | 30 | 4 | 0.0 | 0.0 | 2 | 20 | 20 | 0 | 11 | 1 | 0 | 0 |
| Ogbonnia Okoronkwo | 31 | 22 | 9 | 4.5 | 24.0 | 0 | 0 | 0 | 0 | 1 | 0 | 1 | 0 |
| Shelby Harris | 28 | 17 | 11 | 1.5 | 13.5 | 0 | 0 | 0 | 0 | 5 | 1 | 0 | 0 |
| Dalvin Tomlinson | 28 | 12 | 16 | 3.0 | 12.0 | 0 | 0 | 0 | 0 | 0 | 0 | 0 | 0 |
| Za'Darius Smith | 27 | 18 | 9 | 5.5 | 37.5 | 0 | 0 | 0 | 0 | 3 | 1 | 0 | 0 |
| Tony Fields II | 27 | 12 | 15 | 0.0 | 0.0 | 0 | 0 | 0 | 1 | 0 | 0 | 1 | 0 |
| Alex Wright | 25 | 16 | 9 | 5.0 | 38.0 | 0 | 0 | 0 | 0 | 2 | 2 | 1 | 0 |
| Rodney McLeod | 23 | 13 | 10 | 0.0 | 0.0 | 0 | 0 | 0 | 0 | 1 | 0 | 0 | 0 |
| D'Anthony Bell | 23 | 21 | 2 | 0.0 | 0.0 | 2 | 2 | 2 | 0 | 4 | 1 | 0 | 0 |
| Maurice Hurst | 22 | 12 | 10 | 1.5 | 13.5 | 1 | 0 | 0 | 0 | 3 | 0 | 1 | 0 |
| Jordan Elliot | 21 | 14 | 7 | 2.5 | 17.5 | 0 | 0 | 0 | 0 | 0 | 0 | 0 | 0 |
| Mike Ford | 19 | 16 | 3 | 0.0 | 0.0 | 1 | 10 | 10 | 0 | 2 | 0 | 0 | 0 |
| Cameron Mitchell | 17 | 15 | 2 | 1.0 | 0.0 | 0 | 0 | 0 | 0 | 2 | 0 | 0 | 0 |
| Ronnie Hickman | 14 | 17 | 8 | 0.0 | 0.0 | 1 | 30 | 30 | 1 | 3 | 0 | 0 | 0 |
| Duron Harmon | 14 | 11 | 3 | 1.0 | 9.0 | 1 | 1 | 1 | 0 | 2 | 0 | 0 | 0 |
| Jordan Kunaszyk | 7 | 5 | 2 | 0.0 | 0.0 | 0 | 0 | 0 | 0 | 0 | 0 | 0 | 0 |
| Matthew Adams | 7 | 4 | 3 | 0.0 | 0.0 | 0 | 0 | 0 | 0 | 0 | 0 | 0 | 0 |
| Sam Kamara | 7 | 4 | 3 | 0.0 | 0.0 | 0 | 0 | 0 | 0 | 0 | 0 | 0 | 0 |
| Khalef Hailassie | 6 | 5 | 1 | 0.0 | 0.0 | 0 | 0 | 0 | 0 | 1 | 0 | 0 | 0 |
| Isaiah McGuire | 6 | 5 | 1 | 1.0 | 12.0 | 0 | 0 | 0 | 0 | 0 | 0 | 0 | 0 |
| Vincent Gray | 4 | 3 | 1 | 0.0 | 0.0 | 0 | 0 | 0 | 0 | 2 | 0 | 0 | 0 |
| Tanner McCalister | 2 | 1 | 1 | 0.0 | 0.0 | 0 | 0 | 0 | 0 | 0 | 0 | 0 | 0 |
| Mohamoud Diabate | 2 | 0 | 2 | 0.0 | 0.0 | 0 | 0 | 0 | 0 | 0 | 0 | 0 | 0 |
| Siake Ika | 0 | 0 | 0 | 0.0 | 0.0 | 0 | 0 | 0 | 0 | 1 | 0 | 0 | 0 |
| Totals | 889 | 623 | 266 | 48.0 | 341.0 | 18 | 130 | 34 | 3 | 91 | 12 | 8 | 15 |

SPECIAL TEAMS STATISTICS

| PLAYER | TACKLES | | | | | |
|-------------------------|---------|------|------|----|----|-----|
| | TOTAL | SOLO | ASST | FF | FR | BLK |
| Matthew Adams | 10 | 7 | 3 | 1 | 0 | 0 |
| Mike Ford | 9 | 6 | 3 | 0 | 1 | 0 |
| Pierre Strong | 8 | 6 | 2 | 1 | 0 | 0 |
| Tony Fields II | 7 | 4 | 3 | 0 | 0 | 0 |
| Harrison Bryant | 6 | 5 | 1 | 0 | 0 | 0 |
| Rodney McLeod | 6 | 3 | 3 | 0 | 0 | 0 |
| Mohamoud Diabate | 6 | 3 | 3 | 0 | 1 | 0 |
| D'Anthony Bell | 5 | 4 | 1 | 0 | 0 | 0 |
| Charley Hughlett | 5 | 0 | 5 | 0 | 0 | 0 |
| Grant Delpit | 3 | 2 | 1 | 0 | 0 | 0 |
| Jeremiah Owusu-Koramoah | 3 | 1 | 2 | 0 | 0 | 0 |
| Dustin Hopkins | 2 | 2 | 0 | 0 | 0 | 0 |
| Anthony Walker | 2 | 2 | 0 | 0 | 0 | 0 |
| Khalef Hailassie | 2 | 2 | 0 | 0 | 0 | 0 |
| Charlie Thomas | 2 | 2 | 0 | 0 | 0 | 0 |
| Duron Harmon | 2 | 2 | 0 | 0 | 0 | 0 |
| Sione Takitaki | 2 | 1 | 1 | 0 | 0 | 0 |
| Jordan Kunaszyk | 2 | 2 | 0 | 0 | 0 | 0 |
| Cameron Mitchell | 1 | 1 | 0 | 0 | 0 | 0 |
| A.J. Green | 1 | 1 | 0 | 0 | 0 | 0 |
| Juan Thornhill | 1 | 0 | 1 | 0 | 0 | 0 |
| Vincent Gray | 1 | 1 | 0 | 0 | 0 | 0 |
| James Proche | 1 | 1 | 0 | 0 | 0 | 0 |
| Donovan Peoples-Jones | 0 | 0 | 0 | 0 | 1 | 0 |
| Myles Garrett | 0 | 0 | 0 | 0 | 0 | 1 |
| Jordan Elliot | 0 | 0 | 0 | 0 | 0 | 1 |
| Shelby Harris | 0 | 0 | 0 | 0 | 0 | 1 |
| Totals | 87 | 58 | 29 | 2 | 3 | 3 |

MISCELLANEOUS STATISTICS

| PLAYER | TKL | FF | FR |
|--------------------------|-----|----|----|
| Jedrick Wills | 2 | 0 | 1 |
| Wyatt Teller | 2 | 0 | 1 |
| Elijah Moore | 2 | 0 | 1 |
| David Njoku | 2 | 0 | 0 |
| Joel Bitonio | 2 | 0 | 0 |
| Pierre Strong | 1 | 0 | 0 |
| James Hudson | 1 | 0 | 0 |
| Dorian Thompson Robinson | 1 | 0 | 0 |
| P.J. Walker | 1 | 0 | 0 |
| Amari Cooper | 1 | 0 | 1 |
| Donovan Peoples-Jones | 1 | 0 | 0 |
| Geron Christian | 1 | 0 | 0 |
| Michael Dunn | 1 | 0 | 0 |
| Harrison Bryant | 1 | 0 | 0 |
| Luke Wypler | 1 | 0 | 0 |
| Deshaun Watson | 0 | 0 | 1 |
| Jerome Ford | 0 | 0 | 2 |
| Kareem Hunt | 0 | 0 | 1 |
| Dawand Jones | 0 | 0 | 1 |
| Joe Flacco | 0 | 0 | 1 |
| Totals | 20 | 0 | 10 |

DEFENSIVE/SPECIAL TEAMS SCORING STATISTICS

| PLAYER | INT | FUM | KOR | PR |
|-----------------|-----|-----|-----|----|
| Tony Fields II | 0 | 1 | 0 | 0 |
| Mike Ford | 1 | 0 | 0 | 0 |
| Greg Newsome II | 1 | 0 | 0 | 0 |
| Totals | 2 | 1 | 0 | 0 |

| 2023 Browns Game-by-Game Defensive Statistics | | | | | | | | | | | | | | | | | | | | | | | | | | | | | | |
|---|-----|----|------|------------|--------|------|---------|---------|------|------|------|------|---------|-------|-----|-----|-----|----|----|-----|---|----|-----|-------|-----|------|------|-------|-------|-------|
| 1st Downs | | | | Down Conv. | | | | Rushing | | | | Pass | | | | Tds | | | | Fum | | | | Punts | | | | | | |
| Opp | T | R | Pass | Pen. | 3rd | 4th | Net Yds | Plays | Net | Att. | Avg. | Net | Skd-Yds | Gross | C | TD | INT | R | P | Ret | M | A | No. | Lost | No. | Yds. | No. | Avg. | Poss. | |
| vs. CIN (9/10) | 6 | 2 | 3 | 1 | 2/15 | 0/1 | 142 | 54 | 75 | 20 | 3.8 | 67 | 2-15 | 82 | 32 | 14 | 0 | 0 | 0 | 0 | 1 | 2 | 0 | 0 | 4 | 20 | 10 | 40.9 | 24:10 | |
| at PIT (9/18) | 9 | 3 | 6 | 0 | 4/14 | 0/0 | 255 | 53 | 55 | 21 | 2.6 | 200 | 2-22 | 222 | 30 | 15 | 1 | 1 | 0 | 1 | 2 | 2 | 1 | 1 | 5 | 31 | 7 | 45.7 | 24:32 | |
| vs. TEN (9/24) | 6 | 0 | 5 | 1 | 2/12 | 1/1 | 94 | 45 | 26 | 15 | 1.7 | 68 | 5-36 | 104 | 25 | 13 | 0 | 0 | 0 | 0 | 1 | 1 | 1 | 0 | 8 | 80 | 7 | 53.4 | 21:31 | |
| vs. BAL (10/1) | 16 | 7 | 8 | 1 | 4/12 | 1/1 | 296 | 55 | 131 | 33 | 4.0 | 165 | 3-21 | 186 | 19 | 15 | 2 | 0 | 2 | 2 | 0 | 0 | 2 | 1 | 8 | 92 | 7 | 47.7 | 29:50 | |
| vs. SF (10/15) | 15 | 6 | 5 | 4 | 3/12 | 0/0 | 215 | 55 | 108 | 25 | 4.3 | 107 | 3-18 | 125 | 27 | 12 | 1 | 1 | 1 | 0 | 1 | 3 | 1 | 0 | 12 | 105 | 6 | 52.3 | 26:57 | |
| at IND (10/22) | 20 | 8 | 11 | 1 | 7/15 | 0/0 | 456 | 67 | 168 | 40 | 4.2 | 288 | 4-17 | 305 | 23 | 15 | 2 | 1 | 3 | 2 | 0 | 1 | 2 | 4 | 3 | 8 | 67 | 5 | 52.0 | 32:31 |
| at SEA (10/29) | 17 | 5 | 12 | 0 | 4/12 | 1/1 | 362 | 55 | 114 | 17 | 6.7 | 248 | 1-6 | 254 | 37 | 23 | 2 | 2 | 1 | 2 | 0 | 1 | 1 | 1 | 0 | 7 | 43 | 5 | 54.8 | 23:20 |
| vs. ARI (11/5) | 7 | 3 | 3 | 1 | 1/12 | 0/1 | 58 | 48 | 41 | 21 | 2.0 | 17 | 7-41 | 58 | 20 | 11 | 0 | 2 | 0 | 0 | 0 | 0 | 0 | 1 | 1 | 4 | 40 | 9 | 51.1 | 23:35 |
| at BAL (11/12) | 17 | 3 | 9 | 5 | 2/8 | 0/0 | 306 | 50 | 106 | 24 | 4.4 | 200 | 3-23 | 223 | 23 | 13 | 1 | 2 | 2 | 1 | 1 | 1 | 2 | 0 | 0 | 7 | 64 | 3 | 53.7 | 25:45 |
| vs. PIT (11/19) | 12 | 8 | 4 | 0 | 3/14 | 1/1 | 249 | 57 | 172 | 26 | 6.6 | 77 | 3-29 | 106 | 28 | 15 | 0 | 0 | 1 | 0 | 0 | 1 | 1 | 0 | 0 | 6 | 46 | 9 | 47.5 | 28:33 |
| at DEN (11/26) | 17 | 10 | 5 | 2 | 6/14 | 0/0 | 294 | 62 | 169 | 39 | 4.3 | 125 | 1-9 | 134 | 22 | 13 | 1 | 0 | 2 | 1 | 0 | 2 | 2 | 1 | 8 | 71 | 5 | 45.2 | 32:48 | |
| at IAR (12/3) | 20 | 6 | 10 | 4 | 4/12 | 0/0 | 399 | 62 | 120 | 25 | 4.8 | 279 | 0-0 | 279 | 37 | 22 | 3 | 0 | 1 | 3 | 0 | 2 | 3 | 0 | 7 | 45 | 5 | 58.6 | 25:57 | |
| vs. JAX (12/10) | 20 | 2 | 16 | 2 | 7/17 | 0/1 | 293 | 74 | 58 | 20 | 2.9 | 235 | 4-22 | 257 | 50 | 28 | 3 | 3 | 1 | 3 | 0 | 0 | 1 | 1 | 7 | 40 | 7 | 45.9 | 28:11 | |
| vs. CHI (12/16) | 12 | 5 | 6 | 1 | 4/18 | 0/2 | 236 | 70 | 88 | 27 | 3.3 | 148 | 3-18 | 166 | 40 | 19 | 1 | 2 | 0 | 1 | 1 | 1 | 1 | 4 | 19 | 10 | 44.8 | 29:00 | | |
| at HOU (12/24) | 20 | 3 | 13 | 4 | 5/15 | 1/3 | 250 | 68 | 72 | 16 | 4.5 | 178 | 3-33 | 211 | 49 | 26 | 2 | 2 | 0 | 2 | 1 | 0 | 0 | 1 | 0 | 10 | 76 | 6 | 44.3 | 26:26 |
| vs. NYJ (12/28) | 17 | 6 | 10 | 1 | 6/16 | 1/2 | 360 | 68 | 107 | 21 | 5.1 | 253 | 2-8 | 261 | 45 | 32 | 1 | 1 | 0 | 1 | 1 | 2 | 3 | 1 | 1 | 12 | 74 | 5 | 42.6 | 31:51 |
| at CIN (1/7) | 22 | 10 | 10 | 2 | 3/12 | 0/0 | 328 | 61 | 183 | 30 | 6.1 | 145 | 3-31 | 176 | 28 | 21 | 3 | 1 | 1 | 3 | 0 | 1 | 1 | 1 | 0 | 1 | 10 | 6 | 45.7 | 35:46 |
| TOTAL | 253 | 87 | 136 | 30 | 67/230 | 6/15 | 4593 | 1004 | 1793 | 420 | 4.2 | 2800 | 49-349 | 3149 | 535 | 307 | 23 | 18 | 15 | 23 | 6 | 17 | 24 | 21 | 10 | 118 | 923 | 112 | 43.3 | 27:41 |

WEEK 1



**BENGALS 3
BROWNS 24**
Sept. 10, 2023
Cleveland Browns Stadium, Cleveland, OH



| TEAM | 1 | 2 | 3 | 4 | F |
|------------|---|----|---|----|----|
| Cincinnati | 0 | 0 | 3 | 0 | 3 |
| Cleveland | 0 | 10 | 3 | 11 | 24 |

SCORING SUMMARY

| TEAM | Q | TIME | PLAY |
|---------|---|-------|--|
| Browns | 2 | 14:15 | D. Hopkins 42 yd. Field Goal (7-33, 2:54) |
| Browns | 2 | 0:17 | D. Watson 13 yd. run (D. Hopkins kick)(9-67, 1:19) |
| Bengals | 3 | 11:44 | E. McPherson 42 yd. Field Goal (6-20, 1:46) |
| Browns | 3 | 2:21 | D. Hopkins 34 yd. Field Goal (9-43, 4:32) |
| Browns | 4 | 11:29 | D. Hopkins 43 yd. Field Goal (6-39, 3:25) |
| Browns | 4 | 9:11 | H. Bryant 3 yd. pass from D. Watson (D. Watson run) (3-18, 1:16) |

TEAM STATISTICS

| | CIN | CLE |
|---------------------------|-------------|---------------|
| FIRST DOWNS: | 6 | 21 |
| TIME OF POSSESSION: | 24:10 | 35:50 |
| TOTAL NET YARDS: (RU/PA): | 142 (75/67) | 350 (206/144) |
| SACKS/YARDS | 3/10 | 2/15 |
| PUNTS/AVERAGE: | 10/40.9 | 7/47.3 |
| PENALTIES/YARDS: | 4/10 | 5/43 |
| FUMBLES/LOST: | 0/0 | 2/1 |

INDIVIDUAL STATISTICS

PASSING: CIN: J. Burrow 31-14-82, J. Browning 1-0-0; **CLE:** D. Watson 29-16-154 (1 TD, 1 INT)
RUSHING: CIN: J. Mixon 13-56, C. Evans 2-12, T. Williams 2-7, J. Chase 1-2, J. Burrow 1- -1, J. Browning 1-1; **CLE:** N. Chubb 18-106, D. Watson 5-45 (TD), J. Ford 15-36, E. Moore 2-19.
RECEIVING: CIN: J. Chase 5-39, J. Mixon 3-17, I. Smith 3-17, T. Boyd 2-10, C. Evans 1-1, T. Higgins 0-0; **CLE:** N. Chubb 4-21, E. Moore 3-43, A. Cooper 3-37, D. Njoku 2-24, H. Bryant 2-5 (TD), D. Peoples-Jones 1-12, J. Akins 1-12, M. Goodwin 0-0, Dav. Bell 0-0.



WEEK 2



**BROWNS 22
STEELERS 26**
Sept. 18, 2023
Acrisure Stadium, Pittsburgh, PA



| TEAM | 1 | 2 | 3 | 4 | F |
|------------|---|----|---|---|----|
| Cleveland | 3 | 11 | 8 | 0 | 22 |
| Pittsburgh | 7 | 9 | 3 | 7 | 26 |

SCORING SUMMARY

| TEAM | Q | TIME | PLAY |
|----------|---|-------|--|
| Steelers | 1 | 14:51 | A. Highsmith 30 yd. interception return (C. Boswell kick) |
| Browns | 1 | 8:46 | D. Hopkins 43 yd. Field Goal (11-50, 6:05) |
| Browns | 2 | 14:02 | J. Ford 3 yd. pass from D. Watson (J. Ford run) (4-23, 1:06) |
| Steelers | 2 | 9:11 | C. Boswell 52 yd. Field Goal (4-5, 1:20) |
| Steelers | 2 | 6:05 | G. Pickens 71 yd. pass from K. Pickett (run failed) (4-82, 1:36) |
| Browns | 2 | 0:22 | D. Hopkins 55 yd. Field Goal (7-38, 2:24) |
| Steelers | 3 | 11:47 | C. Boswell 50 yd. Field Goal (9-44, 3:13) |
| Browns | 3 | 10:01 | P. Strong 1 yd. run (D. Watson run) (4-75, 1:46) |
| Steelers | 4 | 6:58 | T. Watt 16 yd. fumble return (C. Boswell kick) |

TEAM STATISTICS

| | CLE | PIT |
|---------------------------|---------------|--------------|
| FIRST DOWNS: | 20 | 9 |
| TIME OF POSSESSION: | 35:28 | 24:32 |
| TOTAL NET YARDS: (RU/PA): | 408 (198/210) | 235 (55/200) |
| SACKS/YARDS | 2/22 | 6/25 |
| PUNTS/AVERAGE: | 5/47.6 | 7/45.7 |
| PENALTIES/YARDS: | 8/81 | 5/31 |
| FUMBLES/LOST: | 4/3 | 1/1 |

INDIVIDUAL STATISTICS

PASSING: CLE: D. Watson 40-22-235 (1 TD, 1 INT); **PIT:** K. Pickett 30-15-222 (1 TD, 1 INT)
RUSHING: CLE: J. Ford 16-106, N. Chubb 10-64, D. Watson 6-22, E. Moore 1-5, P. Strong 2-1 (TD);
PIT: N. Harris 10-43, J. Warren 6-20, C. Austin 1-2, K. Pickett 4- -6.
RECEIVING: CLE: A. Cooper 7-90, D. Njoku 4-48, E. Moore 3-36, Dav. Bell 3-27, J. Ford 3-25 (TD), D. Peoples-Jones 1-7, J. Akins 1-2; **PIT:** G. Pickens 4-27 (TD), J. Warren 4-66, A. Robinson 2-12, C. Austin 2-12, M. Boykin 1-5, P. Frieremuth 1-2, N. Harris 1-0, G. Olszewski 1-0.



WEEK 3



TITANS 3
BROWNS 27
Sept. 24, 2023
Cleveland Browns Stadium, Cleveland, OH



| TEAM | 1 | 2 | 3 | 4 | F |
|-----------|---|----|---|---|----|
| Tennessee | 0 | 3 | 0 | 0 | 3 |
| Cleveland | 3 | 10 | 7 | 7 | 27 |

SCORING SUMMARY

| TEAM | Q | TIME | PLAY |
|--------|---|-------|---|
| Browns | 1 | 7:49 | D.Hopkins 48 yd. Field Goal (12-48, 7:11) |
| Titans | 2 | 14:14 | N.Folk 44 yd. Field Goal (4-9, 2:06) |
| Browns | 2 | 9:39 | J.Ford 19 yd. pass from D.Watson (D.Hopkins kick) (9-75, 4:35) |
| Browns | 2 | 1:00 | D.Hopkins 52 yd. Field Goal (7-46, 2:49) |
| Browns | 3 | 5:49 | J.Ford 3 yd. run (D.Hopkins kick) (11-85, 5:34) |
| Browns | 4 | 6:51 | A.Cooper 43 yd. pass from D.Watson (D.Hopkins kick) (10-64, 6:28) |

| TEAM STATISTICS | TEN | CLE |
|---------------------------|------------|--------------|
| FIRST DOWNS: | 6 | 23 |
| TIME OF POSSESSION: | 21:31 | 38:29 |
| TOTAL NET YARDS: (RU/PA): | 94 (26/68) | 341 (67/263) |
| SACKS/YARDS | 3/26 | 5/36 |
| PUNTS/AVERAGE: | 7/53.4 | 3/46.3 |
| PENALTIES/YARDS: | 8/80 | 5/46 |
| FUMBLES/LOST: | 1/0 | 3/1 |

INDIVIDUAL STATISTICS

PASSING: TEN: R. Tannehill 25-13-104; CLE: D. Watson 33-27-289 (2 TD)
RUSHING: TEN: D. Henry 11-20, T. Spears 4-6; CLE: P. Strong 6-27, J. Ford 10-18 (TD), D. Watson 4-16, K. Hunt 5-13, H. Bryant 2-4, M. Goodwin 1-1, E. Moore 3-1.
RECEIVING: TEN: T. Spears 4-3, D. Hopkins 3-48, C. Okonkwo 3-7, C. Moore 2-41, T. Burks 1-5; CLE: E. Moore 9-49, A. Cooper 7-116 (TD), D. Njoku 4-20, D. Peoples-Jones 3-49, J.Ford 2-33 (TD), K. Hunt 2-22.



WEEK 4



RAVENS 28
BROWNS 3
Oct. 1, 2023
Cleveland Browns Stadium, Cleveland, OH



| TEAM | 1 | 2 | 3 | 4 | F |
|-----------|---|----|---|---|----|
| Baltimore | 7 | 14 | 0 | 7 | 28 |
| Cleveland | 3 | 0 | 0 | 0 | 3 |

SCORING SUMMARY

| TEAM | Q | TIME | PLAY |
|--------|---|------|---|
| Ravens | 1 | 6:38 | L.Jackson 10 yd. run (J.Tucker kick) (1-10, 0:04) |
| Browns | 1 | 2:21 | D.Hopkins 53 yd. Field Goal (8-40, 4:17) |
| Ravens | 2 | 4:18 | L.Jackson 2 yd. run (J.Tucker kick) (8-93, 4:24) |
| Ravens | 2 | 0:11 | M.Andrews 7 yd. pass from L.Jackson (J.Tucker kick) (10-74, 2:34) |
| Ravens | 4 | 5:56 | M.Andrews 18 yd. pass from L.Jackson (J.Tucker kick) (6-38, 3:40) |


| TEAM STATISTICS | BAL | CLE |
|---------------------------|---------------|-------------|
| FIRST DOWNS: | 16 | 13 |
| TIME OF POSSESSION: | 29:50 | 30:10 |
| TOTAL NET YARDS: (RU/PA): | 296 (131/165) | 166 (93/73) |
| SACKS/YARDS | 4/48 | 3/21 |
| PUNTS/AVERAGE: | 7/47.7 | 8/46.6 |
| PENALTIES/YARDS: | 8/92 | 7/42 |
| FUMBLES/LOST: | 2/1 | 1/0 |

INDIVIDUAL STATISTICS


PASSING: BAL: L. Jackson 19-15-186 (2 TD); CLE: D. Thompson-Robinson 39-19-121.
RUSHING: BAL: G. Edwards 15-48, J. Hill 3-33, L.Jackson 9-27 (2 TD), M. Gordon 3-21, T. Huntley 2-8, Z. Flowers 1-(-6); CLE: P. Strong 5-49, J. Ford 9-26, D. Thompson-Robinson 4-24, K. Hunt 5-12, H. Bryant 1-2, E. Moore 1-(-20).
RECEIVING: BAL: M. Andrews 5-80 (2 TD), Z. Flowers 3-56, D. Duvernay 2-8, G. Edwards 2-1, M. Gordon 1-23, P. Ricard 1-14, N. Agholor 1-4; CLE: D. Njoku 6-46, J. Ford 5-19, E. Moore 2-20, A. Cooper 1-16, D. Peoples-Jones 1-7, J. Akins 1-6, C. Tillman 1-5, H. Bryant 1-2, M. Goodwin 1-0.



WEEK 6



49ERS 17
BROWNS 19
Oct. 15, 2023
Cleveland Browns Stadium, Cleveland, OH



| TEAM | 1 | 2 | 3 | 4 | F |
|---------------|---|---|---|---|----|
| San Francisco | 7 | 3 | 0 | 7 | 17 |
| Cleveland | 0 | 7 | 6 | 6 | 19 |

SCORING SUMMARY

| TEAM | Q | TIME | PLAY |
|--------|---|-------|--|
| 49ers | 1 | 12:16 | C.McCaffrey 13 yd. pass from B.Purdy (J.Moody kick) (5-84, 2:44) |
| 49ers | 2 | 7:54 | J.Moody 25 yd. Field Goal (11-76, 6:28) |
| Browns | 2 | 5:38 | K.Hunt 16 yd. run (D.Hopkins kick) (5-83, 2:16) |
| Browns | 3 | 11:09 | D.Hopkins 42 yd. Field Goal (9-48, 3:51) |
| Browns | 3 | 2:59 | D.Hopkins 46 yd. Field Goal (6-18, 2:48) |
| 49ers | 4 | 10:58 | J.Mason 8 yd. run (J.Moody kick) (1-8, 0:06) |
| Browns | 4 | 3:21 | D.Hopkins 50 yd. Field Goal (14-43, 7:37) |
| Browns | 4 | 1:40 | D.Hopkins 29 yd. Field Goal (9-63, 1:16) |

TEAM STATISTICS


| | SF | CLE |
|---------------------------|---------------|---------------|
| FIRST DOWNS: | 15 | 18 |
| TIME OF POSSESSION: | 26:57 | 33:03 |
| TOTAL NET YARDS: (RU/PA): | 215 (108/107) | 334 (160/192) |
| SACKS/YARDS | 2/18 | 3/18 |
| PUNTS/AVERAGE: | 6/52.3 | 4/54.5 |
| PENALTIES/YARDS: | 12/105 | 13/119 |
| FUMBLES/LOST: | 1/0 | 1/0 |

INDIVIDUAL STATISTICS


PASSING: SF: B. Purdy 27-12-125 (1 TD, 1 INT); CLE: P. Walker 34-18-192 (2 INT)
RUSHING: SF: C. McCaffrey 11-43, J. Mason 5-27 (1 TD), R. McCloud 2-23, D. Samuel 2-11, B. Purdy 3-7, E. Mitchell 2-(-3); CLE: J. Ford 17-84, K. Hunt 12-47 (TD), M. Goodwin 1-20, E. Moore 1-8, P. Walker 3-1.
RECEIVING: SF: B. Aiyuk 4-76, C. McCaffrey 3-9 (TD), J. Jennings 2-26, K. Juszczyk 1-9, R. McCloud 1-4, G. Kittle 1-1; CLE: A. Cooper 4-108, E. Moore 4-19, D. Njoku 3-24, K. Hunt 3-24, J. Ford 2-7, Dav. Bell 1-6, M. Goodwin 1-4.



WEEK 7



BROWNS 39
COLTS 38
Oct. 22, 2023
Lucas Oil Stadium, Indianapolis, Ind.



| TEAM | 1 | 2 | 3 | 4 | F |
|--------------|----|----|---|----|----|
| Cleveland | 7 | 20 | 3 | 9 | 39 |
| Indianapolis | 14 | 7 | 7 | 10 | 38 |

SCORING SUMMARY

| TEAM | Q | TIME | PLAY |
|--------|---|-------|--|
| Browns | 1 | 14:03 | J.Ford 69 yd. run (D.Hopkins kick) (3-77, 0:57) |
| Colts | 1 | 11:38 | J.Downs 59 yd. pass from G.Minshew (M.Gay kick) (6-75, 2:25) |
| Colts | 1 | 4:28 | G.Minshew 17 yd. run (M.Gay kick) (6-57, 2:25) |
| Browns | 2 | 14:22 | K.Hunt 2 yd. run (D.Hopkins kick) (5-36, 2:01) |
| Browns | 2 | 8:38 | D.Hopkins 44 yd. Field Goal (4-0, 1:31) |
| Colts | 2 | 3:51 | G.Minshew 4 yd. run (M.Gay kick) (8-75, 4:47) |
| Browns | 2 | 1:42 | T.Fields fumble recovery in end zone (D.Hopkins kick) |
| Browns | 2 | 0:00 | D.Hopkins 54 yd. Field Goal (7-34, 1:17) |
| Browns | 3 | 9:23 | D.Hopkins 54 yd. Field Goal (4-6, 0:53) |
| Colts | 3 | 5:11 | J.Taylor 5 yd. run (M.Gay kick) (8-75, 4:12) |
| Colts | 4 | 14:09 | M.Gay 27 yd. Field Goal (7-41, 3:09) |
| Browns | 4 | 6:33 | D.Hopkins 58 yd. Field Goal (6-17, 2:29) |
| Colts | 4 | 5:38 | M.Pittman 75 yd. pass from G.Minshew (M.Gay kick) (2-75, 0:55) |
| Browns | 4 | 0:15 | K.Hunt 1 yd. run (run failed) (12-80, 2:20) |

TEAM STATISTICS

| | CLE | IND |
|---------------------------|---------------|---------------|
| FIRST DOWNS: | 18 | 20 |
| TIME OF POSSESSION: | 27:29 | 32:31 |
| TOTAL NET YARDS: (RU/PA): | 316 (150/166) | 456 (168/288) |
| SACKS/YARDS | 4/17 | 2/17 |
| PUNTS/AVERAGE: | 5/54.4 | 5/52.0 |
| PENALTIES/YARDS: | 4/20 | 8/67 |
| FUMBLES/LOST: | 1/0 | 4/3 |

INDIVIDUAL STATISTICS

PASSING: CLE: P. Walker 32-15-178 (1 INT), D. Watson 5-1-5 (1 INT); IND: G. Minshew 23-15-305 (2 TD, 1 INT)
RUSHING: CLE: J. Ford 11-74 (1 TD), K. Hunt 10-31 (2 TD), P. Strong 8-25, M. Goodwin 1-17, P. Walker 3-3; IND: J. Taylor 18-75 (1 TD), Z. Moss 18-57, G. Minshew 3-29 (2 TD), I. McKenzie 1-7
RECEIVING: CLE: D. Njoku 5-54, E. Moore 4-59, A. Cooper 2-22, D. Peoples-Jones 2-22, J. Ford 2-20, M. Goodwin 1-6; IND: J. Downs 5-125 (1 TD), A. Pierce 3-53, J. Taylor 3-45, M. Pittman 2-83 (1 TD), Z. Moss 1-5, M. Alie-Cox 1-(-6).



WEEK 8



BROWNS 20
SEAHAWKS 24
Oct. 29, 2023
Lumen Field, Seattle, WA



| TEAM | 1 | 2 | 3 | 4 | F |
|-----------|----|---|---|---|----|
| Cleveland | 7 | 7 | 6 | 0 | 20 |
| Seattle | 17 | 0 | 0 | 7 | 24 |

SCORING SUMMARY

TEAM Q TIME PLAY

Seahawks 1 8:53 J.Bobo 3 yd. run (J.Myers kick) (8-80, 3:55) 0 7
Seahawks 1 5:30 T.Lockett 12 yd. pass from G.Smith (J.Myers kick) (6-41, 2:26) 0 14
Browns 1 3:22 D.Njoku 18 yd. pass from P.Walker (D.Hopkins kick) (4-75, 2:08) 7 14
Seahawks 1 0:59 J.Myers 32 yd. Field Goal (6-62, 2:23) 7 17
Browns 2 4:40 K.Hunt 1 yd. run (D.Hopkins kick) (11-67, 5:15) 14 17
Browns 3 7:29 D.Hopkins 25 yd. Field Goal (10-76, 5:49) 17 17
Browns 3 2:50 D.Hopkins 27 yd. Field Goal (9-30, 4:05) 20 17
Seahawks 4 0:38 J.Smith-Njigba 9 yd. pass from G.Smith (J.Myers kick) (5-57, 1:19)

TEAM STATISTICS

| | CLE | SEA |
|---------------------------|---------------|---------------|
| FIRST DOWNS: | 23 | 17 |
| TIME OF POSSESSION: | 36:40 | 23:20 |
| TOTAL NET YARDS: (RU/PA): | 385 (155/230) | 362 (114/248) |
| SACKS/YARDS | 1/6 | 3/27 |
| PUNTS/AVERAGE: | 3/47.3 | 5/54.8 |
| PENALTIES/YARDS: | 4/25 | 7/43 |
| FUMBLES/LOST: | 1/1 | 1/0 |

INDIVIDUAL STATISTICS

PASSING: **CLE:** P. Walker 31-15-248 (1 TD, 2 INT), D. Thompson-Robinson 1-1-9; **SEA:** G. Smith 37-23-254 (2 TD, 2 INT)
RUSHING: **CLE:** K. Hunt 14-55 (1 TD), P. Strong 10-41, J. Ford 9-37, P. Walker 6-27, M. Goodwin 1-(-5); **SEA:** K. Walker 8-66, Z. Charbonnet 5-53, J. Bobo 1-3 (TD), G. Smith 2-(-3), D. Eskridge 1-(-5)
RECEIVING: **CLE:** A. Cooper 6-89, D. Njoku 4-77 (TD), E. Moore 5-2, P. Strong 1-41, K. Hunt 1-12, J. Akins 1-6, J. Ford 1-2; **SEA:** T. Lockett 8-81 (TD), D. Metcalf 5-67, J. Smith-Njigba 3-36 (TD), N. Fant 2-32, J. Bobo 2-23, Z. Charbonnet 2-11, K. Walker 1-4



WEEK 9



CARDINALS 0
BROWNS 27
Nov. 5, 2023
Cleveland Browns Stadium, Cleveland, OH



| TEAM | 1 | 2 | 3 | 4 | F |
|-----------|---|----|---|---|----|
| Arizona | 0 | 0 | 0 | 0 | 0 |
| Cleveland | 0 | 13 | 7 | 7 | 27 |

SCORING SUMMARY

TEAM Q TIME PLAY

Browns 2 14:15 D.Hopkins 30 yd. Field Goal (5-60, 2:46)
Browns 2 6:48 A.Cooper 11 yd. pass from D.Watson (D.Hopkins kick) (11-49, 6:22)
Browns 2 0:00 D.Hopkins 45 yd. Field Goal (9-39, 1:44)
Browns 3 8:07 D.Njoku 5 yd. pass from D.Watson (D.Hopkins kick) (3-11, 1:24)
Browns 4 7:48 K.Hunt 3 yd. run (D.Hopkins kick) (4-56, 2:13)

TEAM STATISTICS


| | ARI | CLE |
|---------------------------|------------|---------------|
| FIRST DOWNS: | 7 | 17 |
| TIME OF POSSESSION: | 23:35 | 36:25 |
| TOTAL NET YARDS: (RU/PA): | 58 (41/17) | 326 (113/213) |
| SACKS/YARDS | 1/6 | 7/41 |
| PUNTS/AVERAGE: | 9/51.1 | 7/58.6 |
| PENALTIES/YARDS: | 4/40 | 6/65 |
| FUMBLES/LOST: | 1/1 | 0/0 |

INDIVIDUAL STATISTICS


PASSING: **ARI:** C. Tune 20-11-58 (2 INT); **CLE:** D. Watson 30-19-219 (2 TD)
RUSHING: **ARI:** C. Tune 5-28, K. Ingram 9-8, R. Moore 4-3, T. Jones 3-2; **CLE:** J. Ford 20-44, K. Hunt 14-38 (1 TD), D. Watson 3-22, P. Strong 3-9.
RECEIVING: **ARI:** M. Brown 4-24, T. McBride 3-22, T. Jones 2-5, R. Moore 1-5, G. Dortch 1-2; **CLE:** A. Cooper 5-139 (1 TD), J. Ford 5-33, D. Njoku 4-26 (1 TD), E. Moore 2-14, J. Akins 1-11, C. Tillman 1-3, P. Strong 1-(-7).



WEEK 10



**BROWNS 33
RAVENS 31**
Nov. 12, 2023
MGT Bank Stadium, Baltimore, MD



| TEAM | 1 | 2 | 3 | 4 | F |
|-----------|----|---|---|----|----|
| Cleveland | 3 | 6 | 8 | 16 | 33 |
| Baltimore | 17 | 0 | 7 | 7 | 31 |

SCORING SUMMARY

| TEAM | Q | TIME | PLAY |
|--------|---|-------|---|
| Ravens | 1 | 14:20 | K.Hamilton 18 yd. interception return (J.Tucker kick) |
| Ravens | 1 | 10:13 | K.Mitchell 39 yd. run (J.Tucker kick) (5-79, 2:38) |
| Browns | 1 | 7:27 | D.Hopkins 36 yd. Field Goal (10-49, 2:46) |
| Ravens | 1 | 3:29 | J.Tucker 37 yd. Field Goal (8-56, 3:58) |
| Browns | 2 | 7:30 | D.Hopkins 28 yd. Field Goal (12-70, 7:16) |
| Browns | 2 | 1:02 | D.Hopkins 23 yd. Field Goal (6-33, 1:12) |
| Ravens | 3 | 12:29 | O.Beckham 40 yd. pass from L.Jackson (J.Tucker kick) (6-78, 2:31) |
| Browns | 3 | 2:20 | K.Hunt 3 yd. run (D.Watson run) (17-75,10:09) |
| Ravens | 4 | 11:34 | G.Edwards 1 yd. run (J.Tucker kick) (7-12, 3:17) |
| Browns | 4 | 8:57 | E.Moore 10 yd. pass from D.Watson (D.Hopkins kick) (6-75, 2:37) |
| Browns | 4 | 8:16 | G.Newsome 34 yd. interception return (kick failed, wl) |
| Browns | 4 | 0:00 | D.Hopkins 40 yd. Field Goal (12-58, 4:55) |


| TEAM STATISTICS | CLE | BAL |
|---------------------------|---------------|---------------|
| FIRST DOWNS: | 24 | 17 |
| TIME OF POSSESSION: | 34:15 | 25:45 |
| TOTAL NET YARDS: (RU/PA): | 373 (178/195) | 306 (106/200) |
| SACKS/YARDS | 3/23 | 4/18 |
| PUNTS/AVERAGE: | 2/44.5 | 3/53.7 |
| PENALTIES/YARDS: | 4/25 | 7/43 |
| FUMBLES/LOST: | 1/1 | 1/0 |

INDIVIDUAL STATISTICS


PASSING: **CLE:** D. Watson 34-20-213 (1 TD, 1 INT); P. Walker 1-0-0; **BAL:** L. Jackson 23-13-223 (1 TD, 2 INT)
RUSHING: **CLE:** J. Ford 17-107, D. Watson 8-37, K. Hunt 10-32 (TD), H. Bryant 1-2; **BAL:** L. Jackson 8-41, K. Mitchell 3-34 (TD), G. Edwards 11-24 (TD), J. Hill 2-7.
RECEIVING: **CLE:** A. Cooper 6-98, D. Njoku 6-58, E. Moore 5-44, J. Akins 1-8, H. Bryant 1-3, J. Ford 1-2; **BAL:** Z. Flowers 5-73, M. Andrews 2-44, R. Bateman 2-25, O. Beckham 1-40 (TD), K. Mitchell 1-32, I. Likely 1-5, G. Edwards 1-4.



WEEK 11



**STEELERS 10
BROWNS 13**
Nov. 19, 2023
Cleveland Browns Stadium, Cleveland, OH



| TEAM | 1 | 2 | 3 | 4 | F |
|------------|---|---|---|---|----|
| Pittsburgh | 0 | 0 | 7 | 3 | 10 |
| Cleveland | 7 | 3 | 0 | 3 | 13 |

SCORING SUMMARY

| TEAM | Q | TIME | PLAY |
|----------|---|-------|---|
| Browns | 1 | 4:35 | J.Ford 1 yd. run (D.Hopkins kick) (7-50, 3:49) |
| Browns | 2 | 0:05 | D.Hopkins 25 yd. Field Goal (17-77, 5:24) |
| Steelers | 3 | 14:10 | J.Warren 74 yd. run (C.Boswell kick) (2-75, 0:50) |
| Steelers | 4 | 7:40 | C.Boswell 28 yd. Field Goal (13-62, 7:10) |
| Browns | 4 | 0:02 | D.Hopkins 34 yd. Field Goal (8-48, 1:16) |


| TEAM STATISTICS | PIT | CLE |
|---------------------------|--------------|--------------|
| FIRST DOWNS: | 12 | 20 |
| TIME OF POSSESSION: | 28:33 | 31:27 |
| TOTAL NET YARDS: (RU/PA): | 249 (172/77) | 259 (96/163) |
| SACKS/YARDS | 1/2 | 3/29 |
| PUNTS/AVERAGE: | 9/39.4 | 8/47.5 |
| PENALTIES/YARDS: | 6/46 | 1/10 |
| FUMBLES/LOST: | 0/0 | 0/0 |

INDIVIDUAL STATISTICS


PASSING: **PIT:** K. Pickett 28-15-106; **CLE:** D. Thompson-Robinson 43-24-165 (1 INT)
RUSHING: **PIT:** J. Warren 9-129 (1 TD), N. Harris 12-35, K. Pickett 4-9, G. Pickens 1-(-1); **CLE:** J. Ford 12-31 (1 TD), K. Hunt 12-36, D. Thompson-Robinson 3-20, C. Tillman 1-8, P. Strong 1-1.
RECEIVING: **PIT:** G. Picken 4-38, A. Robinson 3-20, J. Warren 3-16, D. Johnson 2-16, D. Washington 1-8, P. Freiermuth 1-7, N. Harris 1-1; **CLE:** D. Njoku 7-56, E. Moore 6-60, A. Cooper 4-34, K. Hunt 3-1, J. Ford 2-8, P. Strong 1-4, C. Tillman 1-2.



WEEK 12



BROWNS 12
BRONCOS 29
Nov. 26, 2023
Mile High Stadium, Denver, CO



| TEAM | 1 | 2 | 3 | 4 | F |
|-----------|---|---|---|----|----|
| Cleveland | 0 | 6 | 6 | 0 | 12 |
| Denver | 7 | 7 | 3 | 12 | 29 |

SCORING SUMMARY
TEAM Q TIME PLAY


Broncos 1 8:14 S.Perine 3 yd. run (W.Lutz kick) (9-80, 5:21)
Broncos 2 11:11 R.Wilson 2 yd. run (W.Lutz kick) (13-80, 5:52)
Browns 2 5:59 D.Hopkins 36 yd. Field Goal (13-57, 5:12)
Browns 2 0:22 D.Hopkins 24 yd. Field Goal (11-67, 2:42)
Browns 3 6:42 H.Bryant 2 yd. pass from D.Thompson-Robinson (pass failed) (13-79, 6:24)
Broncos 3 1:25 W.Lutz 23 yd. Field Goal (9-70, 5:17)
Broncos 4 13:29 A.Trautman 8 yd. pass from R.Wilson (W.Lutz kick) (4-20, 1:25)
Broncos 4 4:19 W.Lutz 34 yd. Field Goal (7-42, 4:05)
Broncos 4 2:19 P.Walker sacked in end zone by Z.Allen, N.Bonitto for a Safety

| TEAM STATISTICS | CLE | DEN |
|---------------------------|---------------|---------------|
| FIRST DOWNS: | 19 | 17 |
| TIME OF POSSESSION: | 27:12 | 32:48 |
| TOTAL NET YARDS: (RU/PA): | 269 (107/162) | 294 (169/125) |
| SACKS/YARDS | 1/9 | 4/28 |
| PUNTS/AVERAGE: | 3/60.3 | 5/45.2 |
| PENALTIES/YARDS: | 8/66 | 8/71 |
| FUMBLES/LOST: | 5/3 | 2/1 |


INDIVIDUAL STATISTICS
PASSING: CLE: D. Thompson-Robinson 29-14-134 (1 TD); P. Walker 13-6-56 DEN: R. Wilson 22-13-134
RUSHING: CLE: J. Ford 9-65, K. Hunt 7-22, D. Thompson-Robinson 1-21; DEN: J. Williams 18-65, S. Perine 7-55, R. Wilson 11-34, M. Mims 1-11, J. McLaughlin 2-4.
RECEIVING: CLE: D. Njoku 6-59, C. Tillman 4-55, J. Ford 4-14, E. Moore 3-44, A. Cooper 2-16, H. Bryant 1-2; DEN: C. Sutton 3-61, J. Williams 3-6, M. Mims 2-24, J. Jeudy 2-11, L. Humphrey 1-13, S. Perine 1-11, A. Trautman 1-8.



WEEK 13



BROWNS 19
RAMS 36
Dec. 3, 2023
SoFi Stadium, Inglewood, CA



| TEAM | 1 | 2 | 3 | 4 | F |
|-------------|----|---|---|----|----|
| Cleveland | 7 | 3 | 3 | 6 | 19 |
| Los Angeles | 10 | 3 | 7 | 16 | 36 |

SCORING SUMMARY
TEAM Q TIME PLAY

Browns 1 10:18 J.Ford 24 yd. pass from J.Flacco (D.Hopkins kick) (9-75, 4:42)
Rams 1 6:28 L.Havrisik 44 yd. Field Goal (7-49, 3:50)
Rams 1 3:59 P.Nacua 70 yd. pass from M.Stafford (L.Havrisik kick) (2-79, 0:49)
Browns 2 2:06 D.Hopkins 40 yd. Field Goal (7-58, 2:31)
Rams 2 0:00 L.Havrisik 28 yd. Field Goal (13-66, 2:06)
Browns 3 4:58 D.Hopkins 24 yd. Field Goal (15-74, 7:34)
Rams 3 0:39 D.Robinson 7 yd. pass from M.Stafford (L.Havrisik kick) (7-75, 4:19)
Browns 4 8:49 H.Bryant 8 yd. pass from J.Flacco (kick failed, wr) (13-75, 6:50)
Rams 4 3:48 C.Kupp 3 yd. pass from M.Stafford (L.Havrisik kick) (5-24, 2:44)
Rams 4 1:56 K.Williams 1 yd. run (L.Havrisik kick) (5-30, 0:33)
Rams 4 0:36 J.Flacco sacked in end zone by K.Turner, A.Donald for a Safety

| TEAM STATISTICS | CLE | LAR |
|---------------------------|--------------|---------------|
| FIRST DOWNS: | 20 | 20 |
| TIME OF POSSESSION: | 34:03 | 25:47 |
| TOTAL NET YARDS: (RU/PA): | 327 (87/240) | 399 (120/279) |
| SACKS/YARDS | 0/0 | 2/14 |
| PUNTS/AVERAGE: | 5/47.2 | 5/58.6 |
| PENALTIES/YARDS: | 7/86 | 7/45 |
| FUMBLES/LOST: | 0/0 | 0/0 |

INDIVIDUAL STATISTICS
PASSING: CLE: J. Flacco 44-23-253 (2 TD, 1 INT); LAR: M. Stafford 37-22-279 (3 TD).
RUSHING: CLE: K. Hunt 12-48, P. Strong 2-20, J. Ford 9-19; LAR: K. Williams 21-88 (TD), P. Nacua 2-34, R. Freeman 1-0, M. Stafford 1-(-2).
RECEIVING: CLE: H. Bryant 5-49 (TD), E. Moore 4-83, A. Cooper 3-34, J. Ford 3-33, C. Tillman 2-20, D. Njoku 2-17, Dav. Bell 2-12, J. Akins 1-6; LAR: C. Kupp 6-39 (TD), P. Nacua 4-105 (TD), D. Robinson 4-55 (TD), K. Williams 3-24, T. Higbee 2-35, B. Skowronek 2-12, T. Atwell 1-9.=



WEEK 14



JAGUARS 27
BROWNS 31
Dec. 10, 2023

Cleveland Browns Stadium, Cleveland, OH



| TEAM | 1 | 2 | 3 | 4 | F |
|--------------|---|---|---|----|----|
| Jacksonville | 0 | 7 | 7 | 13 | 27 |
| Cleveland | 7 | 7 | 7 | 10 | 31 |

SCORING SUMMARY

| TEAM | Q | TIME | PLAY |
|---------|---|-------|--|
| Browns | 1 | 11:39 | D.Njoku 34 yd. pass from J.Flacco (D.Hopkins kick) (6-75, 3:21) 0 7 |
| Browns | 2 | 13:40 | D.Njoku 30 yd. pass from J.Flacco (D.Hopkins kick) (4-72, 1:25) 0 14 |
| Jaguars | 2 | 6:14 | E.Engram 10 yd. pass from T.Lawrence (B.McManus kick) (2-12, 0:39) |
| Browns | 3 | 9:39 | K.Hunt 4 yd. run (D.Hopkins kick) (7-22, 4:25) 7 21 |
| Jaguars | 3 | 4:59 | T.Etienne 1 yd. run (B.McManus kick) (6-25, 2:27) 14 21 |
| Browns | 4 | 12:34 | Dav.Bell 41 yd. pass from J.Flacco (D.Hopkins kick) (4-48, 1:36) 14 28 |
| Jaguars | 4 | 8:52 | P.Washington 19 yd. pass from T.Lawrence (B.McManus kick) (9-75, 3:42) |
| Browns | 4 | 3:10 | D.Hopkins 55 yd. Field Goal (4-0, 0:20) 21 31 |
| Jaguars | 4 | 1:33 | E.Engram 2 yd. pass from T.Lawrence (pass failed) (9-75, 1:37) |

TEAM STATISTICS

| | JAX | CLE |
|---------------------------|--------------|--------------|
| FIRST DOWNS: | 20 | 16 |
| TIME OF POSSESSION: | 28:11 | 31:49 |
| TOTAL NET YARDS: (RU/PA): | 293 (58/235) | 389 (82/307) |
| SACKS/YARDS | 4/22 | 1/4 |
| PUNTS/AVERAGE: | 7/45.9 | 8/51.5 |
| PENALTIES/YARDS: | 7/40 | 8/75 |
| FUMBLES/LOST: | 1/1 | 2/2 |

INDIVIDUAL STATISTICS

PASSING: JAX: T. Lawrence 50-28-257 (3 TD, 3 INT); CLE: J. Flacco 45-26-311 (3 TD, 1 INT).
RUSHING: JAX: T. Etienne 14-35 (TD), D. Johnson 3-12, T. Lawrence 3-11; CLE: J. Ford 12-51, K. Hunt 10-27 (TD), D. Thompson-Robinson 1-5, P. Strong 1-0, J. Flacco 4-(-1).
RECEIVING: JAX: E. Engram 11-95 (2 TD), Z. Jones 5-29, C. Ridley 4-53, T. Etienne 4-37, P. Washington 2-27 (TD), D. Johnson 2-16; CLE: A. Cooper 7-77, D. Njoku 6-91 (2 TD), J. Ford 5-31, E. Moore 3-42, C. Tillman 2-23, Dav. Bell 1-41 (TD), K. Hunt 1-3, J. Akins 1-3.



WEEK 15



BEARS 17
BROWNS 20
Dec. 17, 2023

Cleveland Browns Stadium, Cleveland, OH



| TEAM | 1 | 2 | 3 | 4 | F |
|-----------|---|---|----|----|----|
| Chicago | 0 | 7 | 10 | 0 | 17 |
| Cleveland | 0 | 7 | 0 | 13 | 20 |

SCORING SUMMARY

| TEAM | Q | TIME | PLAY |
|--------|---|-------|--|
| Bears | 2 | 10:54 | C.Kmet 5 yd. pass from J.Fields (C.Santos kick) (4-1, 2:23) |
| Browns | 2 | 3:48 | D.Njoku 2 yd. pass from J.Flacco (D.Hopkins kick) (12-84, 7:06) |
| Bears | 3 | 13:50 | T.Edmunds 45 yd. interception return (C.Santos kick) |
| Bears | 3 | 7:07 | C.Santos 41 yd. Field Goal (9-47, 4:38) |
| Browns | 4 | 12:27 | D.Hopkins 33 yd. Field Goal (6-52, 2:29) |
| Browns | 4 | 3:08 | A.Cooper 51 yd. pass from J.Flacco (D.Hopkins kick) (6-80, 2:10) |
| Browns | 4 | 0:32 | D.Hopkins 34 yd. Field Goal (8-63, 1:18) |

TEAM STATISTICS

| | CHI | CLE |
|---------------------------|--------------|--------------|
| FIRST DOWNS: | 12 | 14 |
| TIME OF POSSESSION: | 29:00 | 31:00 |
| TOTAL NET YARDS: (RU/PA): | 236 (88/148) | 377 (29/348) |
| SACKS/YARDS | 4/31 | 3/18 |
| PUNTS/AVERAGE: | 10/44.8 | 9/43.3 |
| PENALTIES/YARDS: | 4/19 | 9/48 |
| FUMBLES/LOST: | 4/1 | 1/0 |

INDIVIDUAL STATISTICS

PASSING: CHI: J. Fields 40-19-166 (1 TD, 2 INT); CLE: J. Flacco 44-28-374 (2 TD, 3 INT).
RUSHING: CHI: R. Johnson 5-36, J. Fields 7-30, V. Jones 2-23, K. Herbert 6-8, T. Scott 1-(-3), D. Foreman 6-(-6); CLE: J. Ford 8-20, K. Hunt 7-8, P. Strong 2-2, J. Flacco 1-(-1).
RECEIVING: CHI: C. Kmet 5-23 (TD), D. Moore 4-52, R. Johnson 4-24, T. Scott 3-49, D. Mooney 2-14, K. Herbert 1-4; CLE: D. Njoku 10-104 (TD), A. Cooper 4-109 (TD), C. Tillman 4-52, J. Ford 4-11, E. Moore 2-17, M. Goodwin 1-57, K. Hunt 1-12, J. Akins 1-8.



WEEK 16



BROWNS 36
TEXANS 22
Dec. 24, 2023
NRG Stadium, Houston, TX



| TEAM | 1 | 2 | 3 | 4 | F |
|-----------|---|----|---|----|----|
| Cleveland | 7 | 15 | 6 | 8 | 36 |
| Houston | 0 | 7 | 0 | 15 | 22 |

SCORING SUMMARY

| TEAM | Q | TIME | PLAY |
|--------|---|-------|--|
| Browns | 1 | 13:18 | J.Ford 4 yd. run (D.Hopkins kick) (4-59, 1:42) 7 0 |
| Browns | 2 | 12:04 | A.Cooper 75 yd. pass from J.Flacco (D.Hopkins kick) (3-90, 1:32) |
| Texans | 2 | 11:51 | D.Pierce 98 yd. kickoff return (K.Fairbairn kick) (0-0, 0:13) |
| Browns | 2 | 4:16 | D.Njoku 21 yd. pass from J.Flacco (D.Thompson-Robinson run) (6-50, 2:51) |
| Browns | 3 | 2:35 | A.Cooper 7 yd. pass from J.Flacco (run failed) (18-94, 9:39) |
| Browns | 4 | 12:31 | K.Hunt 1 yd. run (J.Flacco-A.Cooper pass) (10-51, 4:06) |
| Texans | 4 | 6:08 | N.Collins 5 yd. pass from D.Mills (D.Mills-N.Collins pass) (10-61, 1:58) |
| Texans | 4 | 4:12 | A.Beck 1 yd. pass from D.Mills (K.Fairbairn kick) (9-53, 1:56) |

TEAM STATISTICS

| | CLE | HOU |
|---------------------------|--------------|--------------|
| FIRST DOWNS: | 26 | 20 |
| TIME OF POSSESSION: | 33:34 | 26:26 |
| TOTAL NET YARDS: (RU/PA): | 418 (54/364) | 250 (72/178) |
| SACKS/YARDS | 3/33 | 1/10 |
| PUNTS/AVERAGE: | 3/49.3 | 6/44.3 |
| PENALTIES/YARDS: | 9/55 | 10/76 |
| FUMBLES/LOST: | 0/0 | 1/0 |

INDIVIDUAL STATISTICS

PASSING: CLE: J. Flacco 42-27-368 (3 TD, 2 INT), D. Thomspson-Robinson 2-1-6; HOU: D. Mills 32-15-149 (2 TD), C. Keenum 17-11-62 (2 INT).

RUSHING: CLE: J. Ford 15-25 (TD), P. Strong 5-22, K. Hnt 7-11 (TD), J. Flacco 2-1, D. Thompson-Robinson 1-(-5); HOU: D. Singletary 9-44, D. Mills 2-9, R. Woods 1-7, D. Pierce 3-6, D. Ogunbowale 1-6.

RECEIVING: CLE: A. Cooper 11-2265 (2 TD), D. Njoku 6-44 (TD), E. Moore 2-19, J. Akins 2-18, C. Tillman 2-13, K. Hunt 2-5, Dav. Bell 1-6, H. Bryant 1-6, J. Ford 1-(-2); HOU: D. Schultz 8-61, N. Collins 4-18 (TD), N. Brown 3-38, D. Singletary 3-19, B. Jordan 2-27, R. Woods 2-14, A. Beck 2-6, X. Hutchinson 1-18, D. Pierce 1-10.



WEEK 17



JETS 20
BROWNS 37
Dec. 28, 2023
Cleveland Browns Stadium, Cleveland, OH



| TEAM | 1 | 2 | 3 | 4 | F |
|-----------|----|----|---|---|----|
| New York | 7 | 10 | 0 | 3 | 20 |
| Cleveland | 20 | 14 | 0 | 3 | 37 |

SCORING SUMMARY

| TEAM | Q | TIME | PLAY |
|--------|---|-------|--|
| Browns | 1 | 11:10 | J.Ford 7 yd. pass from J.Flacco (R.Patterson kick) (7-75, 3:50) |
| Jets | 1 | 8:06 | Bre.Hall 21 yd. pass from T.Siemian (G.Zuerlein kick) (6-75, 3:04) |
| Browns | 1 | 4:43 | K.Hunt 7 yd. run (kick failed, wr) (7-75, 3:23) |
| Browns | 1 | 2:01 | R.Hickman 30 yd. interception return (R.Patterson kick) |
| Browns | 2 | 6:15 | E.Moore 8 yd. pass from J.Flacco (R.Patterson kick) (10-79, 5:32) |
| Jets | 2 | 2:02 | J.Johnson 37 yd. interception return (G.Zuerlein kick) |
| Browns | 2 | 1:25 | J.Ford 50 yd. pass from J.Flacco (R.Patterson kick) (3-75, 0:37) |
| Jets | 2 | 0:00 | G.Zuerlein 46 yd. Field Goal (6-47, 1:25) |
| Jets | 4 | 8:50 | G.Zuerlein 44 yd. Field Goal (7-9, 3:05) |
| Browns | 4 | 2:54 | R.Patterson 33 yd. Field Goal (6-18, 2:27) |

TEAM STATISTICS

| | NYJ | CLE |
|---------------------------|---------------|---------------|
| FIRST DOWNS: | 17 | 20 |
| TIME OF POSSESSION: | 31:51 | 28:09 |
| TOTAL NET YARDS: (RU/PA): | 360 (107/253) | 428 (127/301) |
| SACKS/YARDS | 1/8 | 2/8 |
| PUNTS/AVERAGE: | 5/42.6 | 3/51.7 |
| PENALTIES/YARDS: | 12/74 | 4/26 |
| FUMBLES/LOST: | 1/1 | 4/2 |

INDIVIDUAL STATISTICS

PASSING: NYJ: T. Siemian 45-32-261 (1 TD, 1 INT); CLE: J. Flacco 29-19-309 (3 TD, 1 INT).

RUSHING: NYJ: Bre. Hall 13-84, T. Siemian 4-13, X. Gipson 1-8, I. Abanikanda 2-3, G. Wilson 1-(-1); CLE: J. Ford 12-64, K. Hunt 10-31 (TD), P. Strong 4-29, J. Flacco 2-3.

RECEIVING: NYJ: Bre. Hall 9-42 (TD), G. Wilson 5-50, T. Conklin 5-45, X. Gipson 4-33, I. Abanikanda 4-27, K. Yeboah 2-28, J. Brownlee 2-28, N. Bawden 1-8; CLE: D. Njoku 6-134, E. Moore 5-61 (TD), J. Ford 2-57 (2 TD), H. Bryant 2-14, Dav. Bell 2-7, J. Akins 1-28, C. Tillman 1-8.



WEEK 18



BROWNS 14
BENGALS 31
Jan. 7, 2024
Paycor Stadium, Cincinnati, OH



| TEAM | 1 | 2 | 3 | 4 | F |
|------------|----|----|---|----|----|
| Cleveland | 0 | 0 | 0 | 14 | 14 |
| Cincinnati | 14 | 10 | 7 | 0 | 31 |

SCORING SUMMARY

TEAM Q TIME PLAY

| | | | |
|---------|---|------|---|
| Bengals | 1 | 6:07 | J.Mixon 1 yd. run (E.McPherson kick) (7-60, 4:03) |
| Bengals | 1 | 0:48 | J.Mixon 6 yd. pass from J.Browning (E.McPherson kick) (5-67, 3:03) |
| Bengals | 2 | 9:19 | A.Iosivas 3 yd. pass from J.Browning (E.McPherson kick) (8-75, 5:25) |
| Bengals | 2 | 1:55 | E.McPherson 45 yd. Field Goal (4-7, 1:19) 0 24 |
| Bengals | 3 | 3:32 | A.Iosivas 7 yd. pass from J.Browning (E.McPherson kick) (14-99, 8:12) |
| Browns | 4 | 8:45 | Dav.Bell 31 yd. pass from J.Driskel (R.Patterson kick) (5-55, 2:08) |
| Browns | 4 | 2:34 | Dav.Bell 24 yd. pass from J.Driskel (R.Patterson kick) (9-75, 3:58) |

TEAM STATISTICS

| | CLE | CIN |
|---------------------------|---------------|---------------|
| FIRST DOWNS: | 13 | 22 |
| TIME OF POSSESSION: | 24:14 | 35:46 |
| TOTAL NET YARDS: (RU/PA): | 244 (104/140) | 328 (183/145) |
| SACKS/YARDS | 3/31 | 3/26 |
| PUNTS/AVERAGE: | 7/47.9 | 6/45.7 |
| PENALTIES/YARDS: | 7/35 | 1/10 |
| FUMBLES/LOST: | 0/0 | 1/0 |

INDIVIDUAL STATISTICS

PASSING: CLE: J. Driskel 26-13-166 (2 TD, 2 INT); CIN: J. Browning 24-18-156 (3 TD, 1 INT); A. McCarron 4-3-20.

RUSHING: CLE: P. Strong 14-65, J. Driskel 7-33, J. Ford 3-6; CIN: J. Mixon 14-111 (TD), C. Brown 11-43, J. Browning 2-18, C. Jones 2-13, T. Williams 1-(-2).

RECEIVING: CLE: Dav. Bell 4-68 (2 TD), C. Tillman 3-43, J. Akins 3-24, J. Ford 2-26, K. Hunt 1-5; CIN: A. Iosivas 5-36 (2 TD), J. Chase 4-19, C. Jones 3-49, T. Irwin 2-34, T. Hudson 2-11, D. Sample 2-7, C. Brown 1-10, J. Mixon 1-6 (TD), T. Boyd 1-4.



AFC WILD CARD ROUND



BROWNS 14
TEXANS 45
Jan. 13, 2024
NRG Stadium, Houston, TX



| TEAM | 1 | 2 | 3 | 4 | F |
|-----------|----|----|----|---|----|
| Cleveland | 7 | 7 | 0 | 0 | 14 |
| Houston | 10 | 14 | 14 | 7 | 45 |

SCORING SUMMARY

TEAM Q TIME PLAY

| | | | |
|--------|---|-------|---|
| Texans | 1 | 5:29 | K.Fairbairn 21 yd. Field Goal (7-43, 2:54) |
| Browns | 1 | 2:09 | K.Hunt 1 yd. run (R.Patterson kick) (6-75, 3:20) |
| Texans | 1 | 0:11 | N.Collins 15 yd. pass from C.Stroud (K.Fairbairn kick) (4-75, 1:58) |
| Browns | 2 | 12:18 | K.Hunt 11 yd. pass from J.Flacco (R.Patterson kick) (6-75, 2:53) |
| Texans | 2 | 12:00 | B.Jordan 76 yd. pass from C.Stroud (K.Fairbairn kick) (1-76, 0:18) |
| Texans | 2 | 1:11 | D.Schultz 37 yd. pass from C.Stroud (K.Fairbairn kick) (8-71, 4:33) |
| Texans | 3 | 6:05 | S.Nelson 82 yd. interception return (K.Fairbairn kick) |
| Texans | 3 | 4:06 | C.Harris 36 yd. interception return (K.Fairbairn kick) |
| Texans | 4 | 13:27 | D.Singletery 19 yd. run (K.Fairbairn kick) (6-50, 3:00) |

TEAM STATISTICS

| | CLE | HOU |
|---------------------------|--------------|--------------|
| FIRST DOWNS: | 18 | 14 |
| TIME OF POSSESSION: | 35:26 | 24:34 |
| TOTAL NET YARDS: (RU/PA): | 324 (56/268) | 356 (76/280) |
| SACKS/YARDS | 0/0 | 4/39 |
| PUNTS/AVERAGE: | 4/44.0 | 4/46.0 |
| PENALTIES/YARDS: | 4/32 | 3/20 |
| FUMBLES/LOST: | 0/0 | 0/0 |

INDIVIDUAL STATISTICS

PASSING: CLE: J. Flacco 46-34-307 (TD, 2 INT); HOU: C. Stroud 21-16-274 (3 TD); D. Mills 1-1-6.

RUSHING: CLE: K. Hunt 8-26 (TD), J. Ford 9-17, J. Flacco 3-13; HOU: D. Singletery 13-66 (TD), D. Metchie 1-9, N. Collins 1-4, C. Stroud 1-1, D. Pierce 3-0, D. Mills 3-(-4).

RECEIVING: CLE: Dav. Bell 8-54, D. Njoku 7-93, K. Hunt 5-9 (TD), H. Bryant 4-65, A. Cooper 4-59, J. Ford 4-15, E. Moore 2-12; HOU: N. Collins 6-96 (TD), J. Metchie 3-44, D. Singletery 3-4, X. Hutchinson 2-12, B. Jordan 1-76 (TD), D. Schultz 1-37 (TD), R. Woods 1-11.



2023 BROWNS W-L RECORD BREAKDOWN

| | 2023 SEASON | | | | 2022 SEASON | | | |
|-----------------------------------|-------------|----------|------|------|-------------|----------|------|------|
| | OVERALL | VS. AFCN | HOME | ROAD | OVERALL | VS. AFCN | HOME | ROAD |
| Overall | 11-6 | 3-3 | 8-1 | 3-5 | 7-10 | 3-3 | 4-4 | 3-6 |
| On grass | 9-3 | 3-2 | 8-1 | 1-2 | 5-7 | 3-2 | 4-4 | 1-3 |
| On artificial surfaces | 2-3 | 0-1 | 0-0 | 2-3 | 2-3 | 0-1 | 0-0 | 2-3 |
| When scoring first | 8-1 | 2-0 | 7-0 | 2-1 | 6-7 | 3-2 | 4-3 | 2-4 |
| When opponent scores first | 3-5 | 1-3 | 2-1 | 1-4 | 1-3 | 0-1 | 0-1 | 1-2 |
| In overtime | 0-0 | 0-0 | 0-0 | 0-0 | 1-0 | 0-0 | 1-0 | 0-0 |
| When leading after first quarter | 6-0 | 2-0 | 5-0 | 1-0 | 5-4 | 2-1 | 3-2 | 2-2 |
| When leading at halftime | 8-0 | 2-0 | 6-0 | 2-0 | 4-2 | 2-0 | 2-2 | 2-0 |
| When leading after third quarter | 7-2 | 2-1 | 7-0 | 1-2 | 6-2 | 3-0 | 3-2 | 3-0 |
| When trailing after first quarter | 3-6 | 1-3 | 1-1 | 2-5 | 1-2 | 0-1 | 0-0 | 1-2 |
| When trailing at halftime | 3-6 | 1-3 | 1-1 | 1-5 | 2-6 | 1-3 | 1-1 | 1-5 |
| When trailing after third quarter | 3-4 | 1-2 | 0-1 | 2-3 | 1-7 | 0-3 | 1-2 | 0-5 |
| When tied at halftime | 1-0 | 0-0 | 1-0 | 0-0 | 1-2 | 0-0 | 1-1 | 0-1 |
| On Sunday | 10-3 | 3-2 | 8-1 | 2-4 | 4-9 | 0-3 | 1-3 | 3-6 |
| On Monday | 0-1 | 0-1 | 0-0 | 0-1 | 1-0 | 1-0 | 1-0 | 0-0 |
| On Thursday | 1-0 | 0-0 | 1-0 | 0-0 | 1-0 | 1-0 | 1-0 | 0-0 |
| On Saturday | 0-0 | 0-0 | 0-0 | 0-0 | 1-1 | 1-0 | 1-1 | 0-0 |
| Day games (before 5 p.m.) | 10-5 | 2-2 | 8-1 | 1-4 | 5-10 | 1-3 | 2-4 | 3-6 |
| Night games (after 5 p.m.) | 1-1 | 0-1 | 1-0 | 0-1 | 2-0 | 2-0 | 2-0 | 0-0 |
| When CLE had 100-yard rusher | 2-1 | 2-1 | 1-0 | 1-1 | 5-2 | 2-0 | 3-1 | 2-1 |
| When CLE had 100-yard receiver | 6-0 | 0-0 | 5-0 | 1-0 | 3-3 | 2-1 | 2-1 | 1-2 |
| When CLE had 300-yard passer | 4-0 | 0-0 | 4-0 | 0-0 | 0-1 | 0-0 | 0-0 | 0-1 |
| When OPP had 100-yard rusher | 1-1 | 1-1 | 1-0 | 0-1 | 1-2 | 1-0 | 1-1 | 0-1 |
| When OPP had 100-yard receiver | 1-2 | 0-1 | 1-0 | 1-2 | 2-3 | 0-1 | 1-2 | 1-1 |
| When OPP had 300-yard passer | 1-0 | 0-0 | 0-0 | 1-0 | 0-2 | 0-0 | 0-2 | 0-0 |

2023 REPLAYS AND CHALLENGES

{2023 BROWNS CHALLENGES}

BROWNS CHALLENGES (2/5)

| DATE | OPP. | TIME | INITIAL CALL | DECISION |
|-------|------|-----------|--|---------------------------------|
| 10/16 | SF | 1:18 (Q1) | Browns P. Walker right guard to CLV 43 for no gain | Call reversed |
| 11/19 | PIT | 4:38 (Q1) | Browns J.Ford right guard to PIT 1 for no gain | Call reversed, touchdown |
| 11/19 | PIT | 5:32 (Q3) | Steelers K.Pickett left guard to PIT 30 for 1 yard | Call upheld for a first down |
| 12/3 | LAR | 2:29 (Q4) | Rams M. Stafford pass short right to D. Robinson ran ob at CLV 15 for 15 yards | Call upheld for a complete pass |
| 12/17 | CHI | 4:05 (1Q) | Bears J. Fields pass deep left to D. More ran ob at CLV 46 for 27 yards | Call upheld for a complete pass |

OPPONENT CHALLENGES (4/7)

| DATE | OPP. | TIME | INITIAL CALL | DECISION |
|-------|------|------------|---|---------------------------------|
| 9/18 | PIT | 0:22 (Q1) | Browns D. Watson left guard to PIT 42 for 1 yard | Call reversed, third down |
| 9/18 | PIT | 15:00 (Q4) | Browns D. Watson pass deep left to A. Cooper at CLV 23 for 18 yards | Call upheld for a complete pass |
| 10/16 | SF | 4:32 (Q1) | Browns P. Walker pass short right to A. Cooper to SF 29 for 11 yards | Call upheld for a complete pass |
| 11/26 | DEN | 13:37 (Q4) | Broncos R.Wilson pass incomplete short right to A.Trautman | Call reversed, touchdown |
| 12/3 | LAR | 4:37 (Q2) | Browns J. Flacco pass deep right to E. Moore ran ob at LA 38 for 42 yards | Call upheld for a complete pass |
| 12/3 | LAR | 9:40 (Q3) | Browns J. Flacco pass short right to D. Njoku to LA 25 for 26 yards | Call reversed, incomplete pass |
| 12/10 | JAX | 5:02 (Q3) | Jaguars T. Etienne right guard to CLV 1 for no gain | Call reversed, touchdown |

2023 STARTING LINEUPS AND INACTIVES

OFFENSIVE GAME-BY-GAME STARTERS

| GAME | OPP. | WR | LT | LG | C | RG | RT | TE | TE | WR | QB | RB |
|-------|--------|----------------|-----------------|-------------------|-------------------|-----------------|----------------|-----------------|----------------------|------------------|----------------------|----------|
| 9/10 | CIN | A. Cooper | J. Wills | J. Bitonio | E. Pocic | W. Teller | J. Conklin | D. Njoku | D. Peoples-Jones(WR) | E. Moore | D. Watson | N. Chubb |
| 9/18 | at PIT | J. Akins (TE) | J. Wills | J. Bitonio | E. Pocic | W. Teller | D. Jones | H. Bryant | D. Njoku | A. Cooper | D. Watson | N.Chubb |
| 9/24 | TEN | A. Cooper | J. Wills | J. Bitonio | E. Pocic | W. Teller | D. Jones | D. Njoku | H. Bryant | D. Peoples-Jones | D. Watson | J. Ford |
| 10/1 | BAL | A. Cooper | J. Wills | J. Bitonio | E. Pocic | W. Teller | D. Jones | D. Njoku | E. Moore (WR) | D. Peoples-Jones | D. Thompson-Robinson | J. Ford |
| 10/15 | SF | A. Cooper | J. Wills | M. Dunn | E. Pocic | W. Teller | D. Jones | D. Njoku | E. Moore (WR) | D. Peoples-Jones | P. Walker | K. Hunt |
| 10/22 | at IND | J. Akins (TE) | J. Wills | J. Bitonio | E. Pocic | W. Teller | D. Jones | D. Njoku | H. Bryant | A. Cooper` | D. Watson | J. Ford |
| 10/29 | at SEA | D. Njoku (TE) | J. Wills | J. Bitonio | E. Pocic | W. Teller | D. Jones | E. Moore (WR)D. | Peoples Jones(WR) | A. Cooper | P. Walker | K. Hunt |
| 11/5 | ARI | H. Bryant (TE) | J. Wills | J. Bitonio | E. Pocic | W. Teller | D. Jones | D. Njoku | E. Moore (WR) | A. Cooper | D. Watson | J. Ford |
| 11/12 | at BAL | A. Cooper | G. Christian | J. Bitonio | E. Pocic | W. Teller | J. Hudson | D. Njoku | H. Bryant | J. Akins (TE) | D. Watson | J. Ford |
| 11/19 | PIT | E. Moore | C. Tillman (WR) | D. Njoku (TE) | G. Christian (LT) | J. Bitonio (LG) | E. Pocic (C) | W. Teller (RG) | J. Hudson (RT) | A. Cooper | D. Thompson-Robinson | J. Ford |
| 11/26 | at DEN | C. Tillman | G. Christian | J. Bitonio | E. Pocic | W. Teller | D. Jones | D. Njoku | A. Cooper | E. Moore | D. Thompson-Robinson | J. Ford |
| 12/3 | at LAR | A. Cooper | D. Njoku (TE) | G. Christian (LT) | J. Bitonio (LG) | E. Pocic (C) | W. Teller (RG) | D. Jones (RT) | J. Akins | H. Bryant (TE) | J. Flacco | J. Ford |
| 12/10 | JAX | D. Njoku (TE) | H. Bryant (TE) | G. Christian (LT) | J. Bitonio (LG) | E. Pocic (C) | W. Teller (RG) | J. Hudson (RT) | A. Cooper (WR) | E. Moore | J. Flacco | J. Ford |
| 12/17 | CHI | A. Cooper | E. Moore (WR) | G. Christian (LT) | J. Bitonio (LG) | N. Harris (C) | W. Teller (RG) | J. Hudson (RT) | D. Njoku | H. Bryant (TE) | J. Flacco | J. Ford |
| 12/24 | at HOU | A. Cooper | Dav. Bell (WR) | G. Christian (LT) | J. Bitonio (LG) | E. Pocic (C) | W. Teller (RG) | J. Hudson (RT) | D. Njoku | E. Moore | J. Flacco | J. Ford |
| 12/28 | NYJ | C. Tillman | D. Njoku (TE) | Dav. Bell (WR) | G. Christian (LT) | J. Bitonio (LG) | E. Pocic (C) | W. Teller (RG) | J. Hudson (RT) | E. Moore | J. Flacco | J. Ford |
| 1/7 | at CIN | J. Proche | Dav. Bell (WR) | G. Christian (LT) | M. Dunn (LG) | N. Harris (C) | L. Wypler (RG) | J. Hudson (RT) | H. Bryant | J. Driskel (QB) | P. Strong (RB) | E. Moore |

DEFENSIVE GAME-BY-GAME STARTERS

| GAME | OPP. | DE | DT | DT | DE | LB | LB | CB | CB | SS | FS | S |
|-------|--------|------------|--------------|--------------|-------------------|-------------------|---------------------|-----------------------|----------------|------------------|------------------|-----------------|
| 9/10 | CIN | M. Garrett | D. Tomlinson | J. Elliott | Z. Smith | J. Owusu-Koramoah | A. Walker | G. Newsome | D. Ward | G. Delpit | R. McLeod | M. Emerson (DB) |
| 9/18 | at PIT | M. Garrett | D. Tomlinson | J. Elliott | Z. Smith | S. Takitaki (SAM) | A. Walker | G. Newsome | D. Ward | G. Delpit | J. Thornhill | S. Harris (DT) |
| 9/24 | TEN | M. Garrett | J. Elliott | D. Tomlinson | Z. Smith | J. Owusu-Koramoah | A. Walker | S. Takitaki (LB) | D. Ward | G. Delpit | J. Thornhill | M. Emerson (CB) |
| 10/1 | BAL | M. Garrett | J. Elliott | D. Tomlinson | Z. Smith | J. Owusu-Koramoah | A. Walker | G. Newsome | D. Ward | G. Delpit | J. Thornhill | R. McLeod (DB) |
| 10/15 | SF | M. Garrett | J. Elliott | D. Tomlinson | Z. Smith | J. Owusu-Koramoah | A. Walker | G. Newsome | D. Ward | G. Delpit | J. Thornhill | R. McLeod (DB) |
| 10/22 | at IND | M. Garrett | J. Elliott | S. Harris | D. Tomlinson (DT) | Z. Smith (DE) | A. Walker | G. Newsome | M. Emerson | D. Ward (CB) | G. Delpit (SS) | J. Thornhill |
| 10/29 | at SEA | M. Garrett | J. Elliott | D. Tomlinson | Z. Smith | A. Walker | G. Newsome (CB)J. | Owusu Koramoah (LB)D. | Ward | R. McLeod | G. Delpit | J. Thornhill |
| 11/5 | ARI | M. Garrett | J. Elliott | D. Tomlinson | Z. Smith | A. Walker | J. Owusu-Koramoah | D. Ward | G. Delpit (S) | M. Emerson (CB) | C. Mitchell (CB) | J. Thornhill |
| 11/12 | at BAL | M. Garrett | J. Elliott | D. Tomlinson | Z. Smith | A. Walker | J. Owusu-KoramoahS. | Takitaki (LB) | D. Ward | M. Emerson | G. Delpit | J. Thornhill |
| 11/19 | PIT | M. Garrett | S. Harris | J. Elliott | D. Tomlinson (DT) | Z. Smith (DE) | A. Walker | G. Newsome | D. Ward | M. Emerson (CB) | G. Delpit | R. McLeod |
| 11/26 | at DEN | M. Garrett | J. Elliott | D. Tomlinson | Z. Smith | T. Fields | S. Takitaki | J. Owusu-Koramoah | G. Newsome | M. Emerson | G. Delpit | J. Thornhill |
| 12/3 | at LAR | M. Garrett | D. Tomlinson | J. Elliott | Z. Smith | J. Owusu-Koramoah | A. Walker | M. Emerson | M. Ford | G. Newsome (CB) | G. Delpit (SS) | J. Thornhill |
| 12/10 | JAX | M. Garrett | J. Elliott | D. Tomlinson | Z. Smith | J. Owusu-Koramoah | A. Walker | G. Newsome | G. Delpit (SS) | C. Mitchell (CB) | M. Emerson (CB) | R. Hickman |
| 12/17 | CHI | M. Garrett | S. Harris | D. Tomlinson | Z. Smith | J. Owusu-Koramoah | S. Takitaki | T. Fields (LB) | G. Newsome | M. Emerson (CB) | R. Hickman | Da. Bell |
| 12/24 | at HOU | M. Garrett | D. Tomlinson | S. Harris | Z. Smith | J. Owusu-Koramoah | T. Fields | S. Takitaki (LB) | M. Emerson | G. Newsome CB) | Da. Bell | R. Hickman |
| 12/28 | NYJ | M. Garrett | S. Harris | D. Tomlinson | Z. Smith | J. Owusu-Koramoah | S. Takitaki | G. Newsome | D. Ward | M. Emerson (CB) | J. Thornhill | Da. Bell |
| 1/7 | at CIN | I. McGuire | J. Elliott | S. Harris | A. Wright | M. Diabate | M. Adams | T. Fields (LB) | K. Hailassie | C. Mitchell (CB) | Da. Bell | R. Hickman |

GAME-BY-GAME INACTIVES

| GAME | OPP. |
|-------|---|
| 9/10 | CIN S J. Thornhill, CB K. Hailassie, C L. Wypler, DE I. McGuire, DT S. Ika |
| 9/18 | at PIT CB K. Hailassie, S R. Hickman, C L. Wypler, DE I. McGuire, DT S. Ika |
| 9/24 | TEN CB G. Newsome, S R. Hickman, C L. Wypler, DE I. McGuire, DT S. Ika, T J. Hudson |
| 10/1 | BAL QB D. Watson, CB K. Hailassie, S R. Hickman, C L. Wypler, DE I. McGuire, DT S. Ika, TE Z. Mitchell-Paden |
| 10/15 | SF QB D. Watson, WR C. Tillman, CB K. Hailassie, S R. Hickman, DE I. McGuire, DT S. Ika, G J. Bitonio |
| 10/22 | at IND QB D. Thompson-Robinson, WR C. Tillman, CB K. Hailassie, S R. Hickman, S. Takitaki, DE I. McGuire, DT S. Ika |
| 10/29 | at SEA QB D. Watson, WR C. Tillman, CB K. Hailassie, RB J. Wilkins, S R. Hickman, DE I. McGuire, DT S. Ika |
| 11/5 | ARI CB G. Newsome, QB D. Thompson-Robinson, WR D. Bell, DT S. Ika, T. Leroy Watson, DE A. Wright |
| 11/12 | at BAL WR M. Goodwin, QB Dorian Thompson-Robinson, WR Dav. Bell, S R. Hickman, DE I. McGuire, DT S. Ika, T D. Jones |
| 11/19 | PIT S J. Thornhill, WR M. Goodwin, C L. Wypler, DE I. McGuire, DT S. Ika |
| 11/26 | at DEN WR M. Goodwin, LB A. Walker, CB D. Ward, C L. Wypler, DE I. McGuire, DT S. Ika, T L. Watson |
| 12/3 | at LAR WR M. Goodwin, QB D. Thompson-Robinson, CB D. Ward, C L. Wypler, DE I. McGuire, DT S. Ika, T L. Watson |
| 12/10 | JAX CB D. Ward, LB M. Diabate, C L. Wypler, DE I. McGuire, DT S. Ika, T D. Jones |
| 12/17 | CHI S J. Thornhill, LB A. Walker, CB K. Hailassie, LB J. Kunaszyk, DE O. Okoronkwo, C E. Pocic, DE S. Kamara |
| 12/24 | at HOU S. J. Thornhill, LB A. Walker, CB K. Hailassie, LB J. Kunaszyk, DE O. Okoronkwo, C L. Wypler, DE I. McGuire |
| 12/28 | NYJ WR A. Cooper, LB A. Walker, K D. Hopkins, P C. Bojorquez, DE O. Okoronkwo, C L. Wypler, DE S. Kamara |
| 1/7 | at CIN CB G. Newsome, S J. Thornhill, WR A. Cooper, WR M. Goodwin, K D. Hopkins, CB M. Ford, DE M. Garrett |

2023 DEFENSIVE GAME-BY-GAME STATS

INTERCEPTIONS

| GAME | OPP. | NO. | YARDS | LG | TD | PLAYERS |
|-----------------|--------|-----|-------|----|----|------------------------------|
| 9/10 | CIN | 0 | 0 | 0 | 0 | N/A |
| 9/18 | at PIT | 1 | 0 | 0 | 0 | G. Delpit |
| 9/24 | TEN | 0 | 0 | 0 | 0 | N/A |
| 10/1 | BAL | 0 | 0 | 0 | 0 | N/A |
| 10/15 | SF | 1 | 14 | 14 | 0 | M. Emerson |
| 10/22 | at IND | 1 | 20 | 20 | 0 | D. Ward |
| 10/29 | at SEA | 2 | 0 | 0 | 0 | M. Emerson, M. Hurst |
| 11/5 | ARI | 2 | 0 | 0 | 0 | D. Ward, S. Takitaki |
| 11/12 | at BAL | 2 | 44 | 34 | 1 | G. Newsome, M. Ford |
| 11/19 | PIT | 0 | 0 | 0 | 0 | N/A |
| 11/26 | at DEN | 0 | 0 | 0 | 0 | N/A |
| 12/3 | at LAR | 0 | 0 | 0 | 0 | N/A |
| 12/10 | JAX | 3 | 11 | 11 | 0 | M. Emerson, G. Newsome |
| 12/17 | CHI | 2 | 6 | 6 | 0 | Da. Bell, J. Owusu-Koramoah |
| 12/24 | at HOU | 2 | 9 | 8 | 0 | J. Owusu-Koramoah, D. Harmon |
| 12/28 | NYJ | 1 | 30 | 30 | 1 | R. Hickman |
| 1/7 | at CIN | 1 | 2 | 2 | 0 | Da. Bell |
| TOTALS 17 GAMES | | 17 | 136 | 45 | 2 | |

FUMBLES

| FUMBLES FORCED | | | | FUMBLES RECOVERED | |
|-----------------|--------|-----|--------------------------|-------------------|------------------------------------|
| GAME | OPP. | NO. | PLAYERS | NO. | PLAYERS |
| 9/10 | CIN | 0 | N/A | 0 | N/A |
| 9/18 | at PIT | 1 | D. Ward | 1 | G. Delpit |
| 9/24 | TEN | 1 | M. Garrett | 0 | N/A |
| 10/1 | BAL | 0 | N/A | 1 | M. Hurst |
| 10/15 | SF | 0 | N/A | 0 | N/A |
| 10/22 | at IND | 3 | M. Garrett (2), Z. Smith | 3 | A. Walker, T. Fields, O. Okoronkwo |
| 10/29 | at SEA | 1 | M. Garrett | 0 | N/A |
| 11/5 | ARI | 1 | S. Harris | 1 | M. Garrett |
| 11/12 | at BAL | 0 | N/A | 0 | N/A |
| 11/19 | PIT | 0 | N/A | 0 | N/A |
| 11/26 | at DEN | 1 | J. Owusu-Koramoah | 1 | A. Wright |
| 12/3 | at LAR | 0 | N/A | 0 | N/A |
| 12/10 | JAX | 0 | N/A | 0 | N/A |
| 12/17 | CHI | 1 | A. Wright | 0 | N/A |
| 12/24 | at HOU | 1 | Da. Bell | 0 | N/A |
| 12/28 | NYJ | 1 | M. Adams | 1 | M. Ford |
| 1/7 | at CIN | 1 | A. Wright | 0 | N/A |
| TOTALS 17 GAMES | | 12 | | 8 | |

QUARTERBACK SACKS

| GAME | OPP. | NO. | YARDS | PLAYERS |
|-----------------|--------|-----|-------|--|
| 9/10 | CIN | 2 | 15 | M. Garrett (1), O. Okoronkwo (1) |
| 9/18 | at PIT | 2 | 22 | S. Harris (0.5), M. Hurst (0.5), S. Takitaki (1.0) |
| 9/24 | TEN | 5 | 36 | M. Garrett (3.5), A. Wright (1.0), O. Okoronkwo (0.5) |
| 10/1 | BAL | 3 | 21 | D. Tomlinson (0.5), O. Okoronkwo (1.0), M. Garrett (1.0), J. Elliott (0.5) |
| 10/15 | SF | 3 | 18 | J. Owusu-Koramoah (1.0), S. Takitaki (1.0), Team sacks (1.0) |
| 10/22 | at IND | 4 | 17 | M. Garrett (2.0), Z. Smith (1.0), J. Elliott (1.0) |
| 10/29 | at SEA | 1 | 6 | M. Garrett |
| 11/5 | ARI | 7 | 41 | G. Delpit (0.5), D. Tomlinson (2.5), Z. Smith (1.0), S. Harris (1.0), M. Garrett (1.0), J. Elliott (1.0) |
| 11/12 | at BAL | 3 | 23 | M. Garrett (1.5), G. Newsome (0.5), J. Owusu-Koramoah (0.5), Z. Smith (0.5) |
| 11/19 | PIT | 3 | 29 | M. Garrett (2.0), O. Okoronkwo (1.0) |
| 11/26 | at DEN | 1 | 9 | J. Owusu-Koramoah |
| 12/3 | at LAR | 0 | N/A | N/A |
| 12/10 | JAX | 4 | 22 | G. Delpit, M. Hurst, O. Okoronkwo, Z. Smith |
| 12/17 | CHI | 3 | 18 | J. Owusu-Koramoah, A. Wright, C. Mitchell |
| 12/24 | at HOU | 3 | 33 | Z. Smith, A. Wright |
| 12/28 | NYJ | 2 | 8 | M. Garrett, A. Wright |
| 1/7 | at CIN | 3 | 31 | D. Harmon, A. Wright, I. McGuire |
| TOTALS 17 GAMES | | 45 | 339 | |

2023 CLEVELAND BROWNS INDIVIDUAL BESTS

BROWNS

| | |
|------------------------------|---|
| LONGEST RUN FROM SCRIMMAGE: | 69, J. Ford, at IND (10/22) |
| LONGEST TOUCHDOWN RUN: | 69, J. Ford, at IND (10/22) |
| LONGEST PASS COMPLETION: | 75, A. Cooper, at HOU (12/24) |
| LONGEST TOUCHDOWN PASS: | 75, J. Flacco, at HOU (12/24) |
| LONGEST PUNT RETURN: | 21, J. Proche, vs. PIT (11/19) |
| LONGEST KICKOFF RETURN: | 33, P. Strong, at BAL (11/12) |
| MOST INTERCEPTIONS: | 2, MJ Emerson, vs. JAX (12/10) |
| LONGEST INTERCEPTION RETURN: | 34, G. Newsome, at BAL (11/12) |
| LONGEST PUNT: | 73, C. Bojorquez, vs. ARI (11/5) |
| LONGEST FIELD GOAL: | 58, D. Hopkins, at IND (10/22) |
| MOST RUSHING ATTEMPTS: | 20, J. Ford, vs. ARI (11/5) |
| MOST RUSHING YARDS: | 107, J. Ford at BAL (11/12) |
| MOST PASS ATTEMPTS: | 45, J. Flacco, vs. JAX (12/10) |
| MOST PASS COMPLETIONS: | 26, J. Flacco, vs. JAX (12/10) |
| MOST YARDS PASSING: | 374, J. Flacco, vs. CHI (12/17) |
| MOST RECEPTIONS: | 9, E. Moore, vs. TEN (9/24) |
| MOST YARDS RECEIVING: | 139, A. Cooper, vs. ARI (11/5) |
| MOST INTERCEPTIONS THROWN: | 1, D. Watson, vs CIN (9/10), at PIT (9/18) |
| MOST RUSHING TOUCHDOWNS: | 2, Kareem Hunt, at IND (10/22) |
| MOST TOUCHDOWN PASSES: | 3, J. Flacco, vs. JAX (12/10), at HOU (12/24) |
| MOST TOUCHDOWN RECEPTIONS: | 2, D. Njoku, vs. JAX (12/10) |
| MOST QB SACKS: | 3.5, M. Garrett, vs. TEN (9/24) |

OPPONENTS

| | |
|------------------------------|---|
| LONGEST RUN FROM SCRIMMAGE: | 74, J. Warren, vs. PIT (11/19) |
| LONGEST TOUCHDOWN RUN: | 74, J. Warren, vs. PIT (11/19) |
| LONGEST PASS COMPLETION: | 75, Gardner Minshew, at IND (10/22) |
| LONGEST TOUCHDOWN PASS: | 75, Gardner Minshew, at IND (10/22) |
| LONGEST PUNT RETURN: | 28, D. Duvernay, vs. BAL (10/1) |
| LONGEST KICKOFF RETURN: | 28, D. Duvernay, vs. BAL (10/1) |
| MOST INTERCEPTIONS: | 1, D. Hill, vs. CIN (9/10); A. Highsmith, at PIT (9/18), Dar. Williams, vs. JAX (12/10) |
| LONGEST INTERCEPTION RETURN: | 30, A. Highsmith, at PIT (9/18) |
| LONGEST PUNT: | 61, P. Harvin, at PIT (9/18) |
| LONGEST FIELD GOAL: | 52, P. Harvin, at PIT (9/18) |
| MOST RUSHING ATTEMPTS: | 15, G. Edwards, vs. BAL (10/1) |
| MOST RUSHING YARDS: | 48, G. Edwards, vs. BAL (10/1) |
| MOST PASS ATTEMPTS: | 31, J. Burrow, vs. CIN (9/10) |
| MOST PASS COMPLETIONS: | 15, K. Pickett, at PIT (9/18) |
| MOST YARDS PASSING: | 257, T. Lawrence, vs. JAX (12/10) |
| MOST RECEPTIONS: | 5, J. Chase, vs. CIN (9/10), M. Andrews, vs. BAL (10/1) |
| MOST YARDS RECEIVING: | 127, G. Pickens, at PIT (9/18) |
| MOST INTERCEPTIONS THROWN: | 1, K. Pickett, at PIT (9/18) |
| MOST RUSHING TOUCHDOWNS: | 2, L. Jackson, vs. BAL (10/1); Gardner Minshew, at IND (10/22) |
| MOST TOUCHDOWN PASSES: | 2, L. Jackson, vs. BAL (10/1) |
| MOST TOUCHDOWN RECEPTIONS: | 2, M. Andrews, vs. BAL (10/1), E. Ingram, vs. JAX (12/10) |
| MOST QB SACKS: | 1, G. Pratt, B. Hill, T. Hendrickson, vs. CIN (9/10); A. Highsmith, L. Ogunjobi, D. Leal, M. Golden, E. Riley, at PIT (9/18); A. Al-Shaair, R. McCreary, D. Autry, vs. TEN (9/24) |

2023 BROWNS TEAM SCORING

| GAME | OPP. | BROWNS | | | | | | OPPONENTS | | | | | |
|-----------------|--------|--------|-----|-----|-----|----|-------|-----------|-----|-----|-----|----|-------|
| | | 1ST | 2ND | 3RD | 4TH | OT | TOTAL | 1ST | 2ND | 3RD | 4TH | OT | TOTAL |
| 9/10 | CIN | 0 | 10 | 3 | 11 | 0 | 24 | 0 | 0 | 3 | 0 | 0 | 3 |
| 9/18 | at PIT | 3 | 11 | 8 | 0 | 0 | 22 | 7 | 9 | 3 | 7 | 0 | 26 |
| 9/24 | TEN | 3 | 10 | 7 | 7 | 0 | 27 | 0 | 3 | 0 | 0 | 0 | 3 |
| 10/1 | BAL | 3 | 0 | 0 | 0 | 0 | 3 | 7 | 14 | 0 | 7 | 0 | 28 |
| 10/15 | SF | 0 | 7 | 6 | 6 | 0 | 19 | 7 | 3 | 0 | 7 | 0 | 17 |
| 10/22 | at IND | 7 | 20 | 3 | 9 | 0 | 39 | 14 | 7 | 7 | 10 | 0 | 38 |
| 10/29 | at SEA | 7 | 7 | 6 | 0 | 0 | 20 | 17 | 0 | 0 | 7 | 0 | 24 |
| 11/5 | ARI | 0 | 13 | 7 | 7 | 0 | 27 | 0 | 0 | 0 | 0 | 0 | 0 |
| 11/12 | at BAL | 3 | 6 | 8 | 16 | 0 | 33 | 17 | 0 | 7 | 7 | 0 | 31 |
| 11/19 | PIT | 7 | 3 | 0 | 3 | 0 | 13 | 0 | 0 | 7 | 3 | 0 | 10 |
| 11/26 | at DEN | 0 | 6 | 6 | 0 | 0 | 12 | 7 | 7 | 3 | 12 | 0 | 29 |
| 12/3 | at LAR | 7 | 3 | 3 | 6 | 0 | 19 | 10 | 3 | 7 | 16 | 0 | 36 |
| 12/10 | JAX | 7 | 7 | 7 | 10 | 0 | 31 | 0 | 7 | 7 | 13 | 0 | 27 |
| 12/17 | CHI | 0 | 7 | 0 | 13 | 0 | 20 | 0 | 7 | 10 | 0 | 0 | 17 |
| 12/24 | at HOU | 7 | 15 | 6 | 8 | 0 | 36 | 0 | 7 | 0 | 15 | 0 | 22 |
| 12/28 | NYJ | 20 | 14 | 0 | 3 | 0 | 37 | 7 | 10 | 0 | 3 | 0 | 20 |
| 1/7 | at CIN | 0 | 0 | 0 | 14 | 0 | 14 | 14 | 10 | 7 | 0 | 0 | 31 |
| TOTALS 17 GAMES | | 74 | 139 | 70 | 107 | 0 | 378 | 107 | 87 | 61 | 107 | 0 | 355 |

2023 TURNOVER TABLE

| GAME | OPP. | TAKEAWAYS | | | | GIVEAWAYS | | | | | RESULT |
|----------------|--------|-----------|------|-------|---------|-----------|-----|-------|---------|------------|----------|
| | | FUMBLES | INTS | TOTAL | PTS OFF | FUMBLES | INT | TOTAL | PTS OFF | DIFFERENCE | |
| 9/10 | CIN | 0 | 0 | 0 | 0 | 1 | 1 | 2 | 0 | -2 | W, 24-3 |
| 9/18 | at PIT | 1 | 1 | 2 | 3 | 3 | 1 | 4 | 14 | -2 | L, 22-26 |
| 9/24 | TEN | 0 | 0 | 0 | 0 | 1 | 0 | 3 | 3 | -1 | W, 27-3 |
| 10/1 | BAL | 1 | 0 | 1 | 0 | 0 | 3 | 3 | 14 | -2 | L, 28-3 |
| 10/15 | SF | 0 | 1 | 1 | 0 | 0 | 2 | 2 | 7 | -1 | W, 17-19 |
| 10/22 | at IND | 3 | 1 | 4 | 7 | 0 | 2 | 2 | 0 | +2 | W, 39-38 |
| 10/29 | at SEA | 1 | 2 | 3 | 0 | 0 | 2 | 2 | 0 | -1 | L, 20-24 |
| 11/5 | ARI | 1 | 2 | 3 | 0 | 0 | 0 | 0 | 0 | +3 | W, 27-0 |
| 11/12 | at BAL | 0 | 2 | 2 | 6 | 1 | 1 | 2 | 7 | 0 | W, 33-31 |
| 11/19 | PIT | 0 | 0 | 0 | 0 | 0 | 1 | 1 | 0 | -1 | W, 13-10 |
| 11/26 | at DEN | 3 | 0 | 3 | 10 | 1 | 0 | 1 | 0 | -2 | L, 12-29 |
| 12/3 | at LAR | 0 | 0 | 0 | 0 | 0 | 1 | 1 | 7 | -1 | L, 19-36 |
| 12/10 | JAX | 1 | 2 | 3 | 7 | 2 | 1 | 3 | 7 | 0 | W, 31-27 |
| 12/17 | CHI | 1 | 2 | 3 | 0 | 0 | 3 | 3 | 7 | 0 | W, 20-17 |
| 12/24 | at HOU | 0 | 2 | 2 | 0 | 0 | 2 | 2 | 0 | 0 | W, 36-22 |
| 12/28 | NYJ | 2 | 1 | 3 | 3 | 1 | 1 | 2 | 7 | -1 | W, 37-20 |
| 1/7 | at CIN | 0 | 1 | 1 | 0 | 0 | 2 | 2 | 0 | -1 | L, 14-31 |
| TOTAL 17 GAMES | | 14 | 17 | 31 | 37 | 10 | 22 | 34 | 74 | -9 | |

2023 BROWNS SCORING DRIVES

SEPT. 10 VS CINCINNATI BENGALS

| TEAM | QTR. | TIME | SCORING PLAY | CIN | CLE |
|---------|------|-------|--|-----|-----|
| Browns | 2 | 14:15 | D. Hopkins 42 yd. Field Goal (7-33, 2:54) | 0 | 3 |
| Browns | 2 | 0:17 | D. Watson 13 yd. run (D. Hopkins kick) (9-67, 1:19) | 0 | 10 |
| Bengals | 3 | 11:44 | E. McPherson 42 yd. Field Goal (6-30, 1:46) | 3 | 10 |
| Browns | 3 | 2:21 | D. Hopkins 34 yd. Field Goal (9-43, 4:32) | 3 | 13 |
| Browns | 4 | 11:29 | D. Hopkins 43 yd. Field Goal (6-39, 3:25) | 3 | 16 |
| Browns | 4 | 9:11 | H. Bryant 3 yd. pass from D. Watson (D. Watson run) (3-18, 1:16) | 3 | 24 |

SEPT. 18 AT PITTSBURGH STEELERS

| TEAM | QTR. | TIME | SCORING PLAY | CLE | PIT |
|----------|------|-------|--|-----|-----|
| Steelers | 1 | 14:51 | A.Highsmith 30 yd. interception return (C.Boswell kick) | 0 | 7 |
| Browns | 1 | 8:46 | D.Hopkins 43 yd. Field Goal (11-50, 6:05) | 3 | 7 |
| Browns | 2 | 14:02 | J.Ford 3 yd. pass from D.Watson (J.Ford run) (4-23, 1:06) | 11 | 7 |
| Steelers | 2 | 9:11 | C.Boswell 52 yd. Field Goal (4-5, 1:20) | 11 | 10 |
| Steelers | 2 | 6:05 | G.Pickens 71 yd. pass from K.Pickett (run failed) (4-82, 1:36) | 11 | 16 |
| Browns | 2 | 0:22 | D.Hopkins 55 yd. Field Goal (7-38, 2:24) | 14 | 16 |
| Steelers | 3 | 11:47 | C.Boswell 50 yd. Field Goal (9-44, 3:13) | 14 | 19 |
| Browns | 3 | 10:01 | P.Strong 1 yd. run (D.Watson run) (4-75, 1:46) | 22 | 19 |
| Steelers | 4 | 6:58 | T.Watt 16 yd. fumble return (C.Boswell kick) | 22 | 26 |

SEPT. 24 VS TENNESSEE TITANS

| TEAM | QTR. | TIME | SCORING PLAY | TEN | CLE |
|--------|------|-------|---|-----|-----|
| Browns | 1 | 7:49 | D.Hopkins 48 yd. Field Goal (12-48, 7:11) | 0 | 3 |
| Titans | 2 | 14:14 | N.Folk 44 yd. Field Goal (4-9, 2:06) | 3 | 3 |
| Browns | 2 | 9:39 | J.Ford 19 yd. pass from D.Watson (D.Hopkins kick) (9-75, 4:35) | 3 | 10 |
| Browns | 2 | 1:00 | D.Hopkins 52 yd. Field Goal (7-46, 2:49) | 3 | 13 |
| Browns | 3 | 5:49 | J.Ford 3 yd. run (D.Hopkins kick) (11-85, 5:34) | 3 | 20 |
| Browns | 4 | 6:51 | A.Cooper 43 yd. pass from D.Watson (D.Hopkins kick) (10-64, 6:28) | 3 | 27 |

OCT. 1 VS. BALTIMORE RAVENS

| TEAM | QTR. | TIME | SCORING PLAY | BAL | CLE |
|--------|------|------|---|-----|-----|
| Ravens | 1 | 6:38 | L.Jackson 10 yd. run (J.Tucker kick) (1-10, 0:04) | 7 | 0 |
| Browns | 1 | 2:21 | D.Hopkins 53 yd. Field Goal (8-40, 4:17) | 7 | 3 |
| Ravens | 2 | 4:18 | L.Jackson 2 yd. run (J.Tucker kick) (8-93, 4:24) | 14 | 3 |
| Ravens | 2 | 0:11 | M.Andrews 7 yd. pass from L.Jackson (J.Tucker kick) (10-74, 2:34) | 21 | 3 |
| Ravens | 4 | 5:56 | M.Andrews 18 yd. pass from L.Jackson (J.Tucker kick) (6-38, 3:40) | 28 | 3 |

OCT. 15 VS. SAN FRANCISCO 49ERS

| TEAM | QTR. | TIME | SCORING PLAY | SF | CLE |
|--------|------|-------|--|----|-----|
| 49ers | 1 | 12:16 | C.McCaffrey 13 yd. pass from B.Purdy (J.Moody kick) (5-84, 2:44) | 7 | 0 |
| 49ers | 2 | 7:54 | J.Moody 25 yd. Field Goal (11-76, 6:28) | 10 | 0 |
| Browns | 2 | 5:38 | K.Hunt 16 yd. run (D.Hopkins kick) (5-83, 2:16) | 10 | 7 |
| Browns | 3 | 11:09 | D.Hopkins 42 yd. Field Goal (9-48, 3:51) | 10 | 10 |
| Browns | 3 | 2:59 | D.Hopkins 46 yd. Field Goal (6-18, 2:48) | 10 | 13 |
| 49ers | 4 | 10:58 | J.Mason 8 yd. run (J.Moody kick) (1-8, 0:06) | 17 | 13 |
| Browns | 4 | 3:21 | D.Hopkins 50 yd. Field Goal (14-43, 7:37) | 17 | 16 |
| Browns | 4 | 1:40 | D.Hopkins 29 yd. Field Goal (9-63, 1:16) | 17 | 19 |

2023 BROWNS SCORING DRIVES

OCT. 22 AT INDIANAPOLIS COLTS

| TEAM | QTR. | TIME | SCORING PLAY | CLE | IND |
|--------|------|-------|--|-----|-----|
| Browns | 1 | 14:03 | J.Ford 69 yd. run (D.Hopkins kick) (3-77, 0:57) | 7 | 0 |
| Colts | 1 | 11:38 | J.Downs 59 yd. pass from G.Minshew (M.Gay kick) (6-75, 2:25) | 7 | 7 |
| Colts | 1 | 4:28 | G.Minshew 17 yd. run (M.Gay kick) (6-57, 2:25) | 7 | 14 |
| Browns | 2 | 14:22 | K.Hunt 2 yd. run (D.Hopkins kick) (5-36, 2:01) | 14 | 14 |
| Browns | 2 | 8:38 | D.Hopkins 44 yd. Field Goal (4-0, 1:31) | 17 | 14 |
| Colts | 2 | 3:51 | G.Minshew 4 yd. run (M.Gay kick) (8-75, 4:47) | 17 | 21 |
| Browns | 2 | 1:42 | T.Fields fumble recovery in end zone (D.Hopkins kick) | 24 | 21 |
| Browns | 2 | 0:00 | D.Hopkins 54 yd. Field Goal (7-34, 1:17) | 27 | 21 |
| Browns | 3 | 9:23 | D.Hopkins 54 yd. Field Goal (4-6, 0:53) | 30 | 21 |
| Colts | 3 | 5:11 | J.Taylor 5 yd. run (M.Gay kick) (8-75, 4:12) | 30 | 28 |
| Colts | 4 | 14:09 | M.Gay 27 yd. Field Goal (7-41, 3:09) | 30 | 31 |
| Browns | 4 | 6:33 | D.Hopkins 58 yd. Field Goal (6-17, 2:29) | 33 | 31 |
| Colts | 4 | 5:38 | M.Pittman 75 yd. pass from G.Minshew (M.Gay kick) (2-75, 0:55) | 33 | 38 |
| Browns | 4 | 0:15 | K.Hunt 1 yd. run (run failed) (12-80, 2:20) | 39 | 38 |

OCT. 29 AT SEATTLE SEAHAWKS

| TEAM | QTR. | TIME | SCORING PLAY | CLE | SEA |
|----------|------|------|--|-----|-----|
| Seahawks | 1 | 8:53 | J.Bobo 3 yd. run (J.Myers kick) (8-80, 3:55) | 0 | 7 |
| Seahawks | 1 | 5:30 | T.Lockett 12 yd. pass from G.Smith (J.Myers kick) (6-41, 2:26) | 0 | 14 |
| Browns | 1 | 3:22 | D.Njoku 18 yd. pass from P.Walker (D.Hopkins kick) (4-75, 2:08) | 7 | 14 |
| Seahawks | 1 | 0:59 | J.Myers 32 yd. Field Goal (6-62, 2:23) | 7 | 17 |
| Browns | 2 | 4:40 | K.Hunt 1 yd. run (D.Hopkins kick) (11-67, 5:15) | 14 | 17 |
| Browns | 3 | 7:29 | D.Hopkins 25 yd. Field Goal (10-76, 5:49) | 17 | 17 |
| Browns | 3 | 2:50 | D.Hopkins 27 yd. Field Goal (9-30, 4:05) | 20 | 17 |
| Seahawks | 4 | 0:38 | J.Smith-Njigba 9 yd. pass from G.Smith (J.Myers kick) (5-57, 1:19) | 20 | 24 |

NOV. 5 VS. ARIZONA CARDINALS

| TEAM | QTR. | TIME | SCORING PLAY | ARI | CLE |
|--------|------|-------|---|-----|-----|
| Browns | 2 | 14:15 | D.Hopkins 30 yd. Field Goal (5-60, 2:46) | 0 | 3 |
| Browns | 2 | 6:48 | A.Cooper 11 yd. pass from D.Watson (D.Hopkins kick) (11-49, 6:22) | 0 | 10 |
| Browns | 2 | 0:00 | D.Hopkins 45 yd. Field Goal (9-39, 1:44) | 0 | 13 |
| Browns | 3 | 8:07 | D.Njoku 5 yd. pass from D.Watson (D.Hopkins kick) (3-11, 1:24) | 0 | 20 |
| Browns | 4 | 7:48 | K.Hunt 3 yd. run (D.Hopkins kick) (4-56, 2:13) | 0 | 27 |

NOV. 12 AT BALTIMORE RAVENS

| TEAM | QTR. | TIME | SCORING PLAY | CLE | BAL |
|--------|------|-------|---|-----|-----|
| Ravens | 1 | 14:20 | K.Hamilton 18 yd. interception return (J.Tucker kick) | 0 | 7 |
| Ravens | 1 | 10:13 | K.Mitchell 39 yd. run (J.Tucker kick) (5-79, 2:38) | 0 | 14 |
| Browns | 1 | 7:27 | D.Hopkins 36 yd. Field Goal (10-49, 2:46) | 3 | 14 |
| Ravens | 1 | 3:29 | J.Tucker 37 yd. Field Goal (8-56, 3:58) | 3 | 17 |
| Browns | 2 | 7:30 | D.Hopkins 28 yd. Field Goal (12-70, 7:16) | 6 | 17 |
| Browns | 2 | 1:02 | D.Hopkins 23 yd. Field Goal (6-33, 1:12) | 9 | 17 |
| Ravens | 3 | 12:29 | O.Beckham 40 yd. pass from L.Jackson (J.Tucker kick) (6-78, 2:31) | 9 | 24 |
| Browns | 3 | 2:20 | K.Hunt 3 yd. run (D.Watson run) (17-75,10:09) | 17 | 24 |
| Ravens | 4 | 11:34 | G.Edwards 1 yd. run (J.Tucker kick) (7-12, 3:17) | 17 | 31 |
| Browns | 4 | 8:57 | E.Moore 10 yd. pass from D.Watson (D.Hopkins kick) (6-75, 2:37) | 24 | 31 |
| Browns | 4 | 8:16 | G.Newsome 34 yd. interception return (kick failed, w/) | 30 | 31 |
| Browns | 4 | 0:00 | D.Hopkins 40 yd. Field Goal (12-58, 4:55) | 33 | 31 |

2023 BROWNS SCORING DRIVES

NOV. 19 VS PITTSBURGH STEELERS

| TEAM | QTR. | TIME | SCORING PLAY | PIT | CLE |
|----------|------|----------------|--|-----|-----|
| Browns | 1 | 4:35 | J.Ford 1 yd. run (D.Hopkins kick) (7-50, 3:49) | 0 | 7 |
| Browns | 2 | 0:05 D.Hopkins | 25 yd. Field Goal (17-77, 5:24) | 0 | 10 |
| Steelers | 3 | 14:10 J.Warren | 74 yd. run (C.Boswell kick) (2-75, 0:50) | 7 | 10 |
| Steelers | 4 | 7:40 C.Boswell | 28 yd. Field Goal (13-62, 7:10) | 10 | 10 |
| Browns | 4 | 0:02 D.Hopkins | 34 yd. Field Goal (8-48, 1:16) | 10 | 13 |

NOV.26 AT DENVER BRONCOS

| TEAM | QTR. | TIME | SCORING PLAY | CLE | DEN |
|---------|------|-------|--|-----|-----|
| Broncos | 1 | 8:14 | S.Perine 3 yd. run (W.Lutz kick) (9-80, 5:21) | 0 | 7 |
| Broncos | 2 | 11:11 | R.Wilson 2 yd. run (W.Lutz kick) (13-80, 5:52) | 0 | 14 |
| Browns | 2 | 5:59 | D.Hopkins 36 yd. Field Goal (13-57, 5:12) | 3 | 14 |
| Browns | 2 | 0:22 | D.Hopkins 24 yd. Field Goal (11-67, 2:42) | 6 | 14 |
| Browns | 3 | 6:42 | H.Bryant 2 yd. pass from D.Thompson-Robinson (pass failed) (13-79, 6:24) | 12 | 14 |
| Broncos | 3 | 1:25 | W.Lutz 23 yd. Field Goal (9-70, 5:17) | 12 | 17 |
| Broncos | 4 | 13:29 | A.Trautman 8 yd. pass from R.Wilson (W.Lutz kick) (4-20, 1:25) | 12 | 24 |
| Broncos | 4 | 4:19 | W.Lutz 34 yd. Field Goal (7-42, 4:05) | 12 | 27 |
| Broncos | 4 | 2:19 | P.Walker sacked in end zone by Z.Allen, N.Bonitto for a Safety | 12 | 29 |

DEC. 3 AT LOS ANGELES RAMS

| TEAM | QTR. | TIME | SCORING PLAY | CLE | LAR |
|--------|------|-------|--|-----|-----|
| Browns | 1 | 10:18 | J.Ford 24 yd. pass from J.Flacco (D.Hopkins kick) (9-75, 4:42) | 7 | 0 |
| Rams | 1 | 6:28 | L.Havrisik 44 yd. Field Goal (7-49, 3:50) | 7 | 3 |
| Rams | 1 | 3:59 | P.Nacua 70 yd. pass from M.Stafford (L.Havrisik kick) (2-79, 0:49) | 7 | 10 |
| Browns | 2 | 2:06 | D.Hopkins 40 yd. Field Goal (7-58, 2:31) | 10 | 10 |
| Rams | 2 | 0:00 | L.Havrisik 28 yd. Field Goal (13-66, 2:06) | 10 | 13 |
| Browns | 3 | 4:58 | D.Hopkins 24 yd. Field Goal (15-74, 7:34) | 13 | 13 |
| Rams | 3 | 0:39 | D.Robinson 7 yd. pass from M.Stafford (L.Havrisik kick) (7-75, 4:19) | 13 | 20 |
| Browns | 4 | 8:49 | H.Bryant 8 yd. pass from J.Flacco (kick failed, wr) (13-75, 6:50) | 19 | 20 |
| Rams | 4 | 3:48 | C.Kupp 3 yd. pass from M.Stafford (L.Havrisik kick) (5-24, 2:44) | 19 | 27 |
| Rams | 4 | 1:56 | K.Williams 1 yd. run (L.Havrisik kick) (5-30, 0:33) | 19 | 34 |
| Rams | 4 | 0:36 | J.Flacco sacked in end zone by K.Turner, A.Donald for a Safety | 19 | 36 |

DEC. 10 VS. JACKSONVILLE JAGUARS

| TEAM | QTR. | TIME | SCORING PLAY | JAX | CLE |
|---------|------|-------|--|-----|-----|
| Browns | 1 | 11:39 | D.Njoku 34 yd. pass from J.Flacco (D.Hopkins kick) (6-75, 3:21) | 0 | 7 |
| Browns | 2 | 13:40 | D.Njoku 30 yd. pass from J.Flacco (D.Hopkins kick) (4-72, 1:25) | 0 | 14 |
| Jaguars | 2 | 6:14 | E.Engram 10 yd. pass from T.Lawrence (B.McManus kick) (2-12, 0:39) | 7 | 14 |
| Browns | 3 | 9:39 | K.Hunt 4 yd. run (D.Hopkins kick) (7-22, 4:25) | 7 | 21 |
| Jaguars | 3 | 4:59 | T.Etienne 1 yd. run (B.McManus kick) (6-25, 2:27) | 14 | 21 |
| Browns | 4 | 12:34 | Dav.Bell 41 yd. pass from J.Flacco (D.Hopkins kick) (4-48, 1:36) | 14 | 28 |
| Jaguars | 4 | 8:52 | P.Washington 19 yd. pass from T.Lawrence (B.McManus kick) (9-75, 3:42) | 21 | 28 |
| Browns | 4 | 3:10 | D.Hopkins 55 yd. Field Goal (4-0, 0:20) | 21 | 31 |
| Jaguars | 4 | 1:33 | E.Engram 2 yd. pass from T.Lawrence (pass failed) (9-75, 1:37) | 27 | 31 |

DEC. 17 VS. CHICAGO BEARS

| TEAM | QTR. | TIME | SCORING PLAY | CHI | CLE |
|--------|------|-------|--|-----|-----|
| Bears | 2 | 10:54 | C.Kmet 5 yd. pass from J.Fields (C.Santos kick) (4-1, 2:23) | 7 | 0 |
| Browns | 2 | 3:48 | D.Njoku 2 yd. pass from J.Flacco (D.Hopkins kick) (12-84, 7:06) | 7 | 7 |
| Bears | 3 | 13:50 | T.Edmunds 45 yd. interception return (C.Santos kick) | 14 | 7 |
| Bears | 3 | 7:07 | C.Santos 41 yd. Field Goal (9-47, 4:38) | 17 | 7 |
| Browns | 4 | 12:27 | D.Hopkins 33 yd. Field Goal (6-52, 2:29) | 17 | 10 |
| Browns | 4 | 3:08 | A.Cooper 51 yd. pass from J.Flacco (D.Hopkins kick) (6-80, 2:10) | 17 | 17 |
| Browns | 4 | 0:32 | D.Hopkins 34 yd. Field Goal (8-63, 1:18) | 17 | 20 |

2023 BROWNS SCORING DRIVES

DEC. 24 AT HOUSTON TEXANS

| TEAM | QTR. | TIME | SCORING PLAY | CLE | HOU |
|--------|------|-------|--|-----|-----|
| Browns | 1 | 13:18 | J.Ford 4 yd. run (D.Hopkins kick) (4-59, 1:42) | 7 | 0 |
| Browns | 2 | 12:04 | A.Cooper 75 yd. pass from J.Flacco (D.Hopkins kick) (3-90, 1:32) | 14 | 0 |
| Texans | 2 | 11:51 | D.Pierce 98 yd. kickoff return (K.Fairbairn kick) (0-0, 0:13) | 14 | 7 |
| Browns | 2 | 4:16 | D.Njoku 21 yd. pass from J.Flacco (D.Thompson-Robinson run) (6-50, 2:51) | 22 | 7 |
| Browns | 3 | 2:35 | A.Cooper 7 yd. pass from J.Flacco (run failed) (18-94, 9:39) | 28 | 7 |
| Browns | 4 | 12:31 | K.Hunt 1 yd. run (J.Flacco-A.Cooper pass) (10-51, 4:06) | 36 | 7 |
| Texans | 4 | 6:08 | N.Collins 5 yd. pass from D.Mills (D.Mills-N.Collins pass) (10-61, 1:58) | 36 | 15 |
| Texans | 4 | 4:12 | A.Beck 1 yd. pass from D.Mills (K.Fairbairn kick) (9-53, 1:56) | 36 | 22 |

DEC. 28 VS. NEW YORK JETS

| TEAM | QTR. | TIME | SCORING PLAY | NYJ | CLE |
|--------|------|-------|--|-----|-----|
| Browns | 1 | 11:10 | J.Ford 7 yd. pass from J.Flacco (R.Patterson kick) (7-75, 3:50) | 0 | 7 |
| Jets | 1 | 8:06 | Bre.Hall 21 yd. pass from T.Siemian (G.Zuerlein kick) (6-75, 3:04) | 7 | 7 |
| Browns | 1 | 4:43 | K.Hunt 7 yd. run (kick failed, wr) (7-75, 3:23) | 7 | 13 |
| Browns | 1 | 2:01 | R.Hickman 30 yd. interception return (R.Patterson kick) | 7 | 20 |
| Browns | 2 | 6:15 | E.Moore 8 yd. pass from J.Flacco (R.Patterson kick) (10-79, 5:32) | 7 | 27 |
| Jets | 2 | 2:02 | J.Johnson 37 yd. interception return (G.Zuerlein kick) | 14 | 27 |
| Browns | 2 | 1:25 | J.Ford 50 yd. pass from J.Flacco (R.Patterson kick) (3-75, 0:37) | 14 | 34 |
| Jets | 2 | 0:00 | G.Zuerlein 46 yd. Field Goal (6-47, 1:25) | 17 | 34 |
| Jets | 4 | 8:50 | G.Zuerlein 44 yd. Field Goal (7-9, 3:05) | 20 | 34 |
| Browns | 4 | 2:54 | R.Patterson 33 yd. Field Goal (6-18, 2:27) | 20 | 37 |

JAN. 8 AT CINCINNATI BENGALS

| TEAM | QTR. | TIME | SCORING PLAY | CLE | CIN |
|---------|------|------|---|-----|-----|
| Bengals | 1 | 6:07 | J.Mixon 1 yd. run (E.McPherson kick) (7-60, 4:03) | 0 | 7 |
| Bengals | 1 | 0:48 | J.Mixon 6 yd. pass from J.Browning (E.McPherson kick) (5-67, 3:03) | 0 | 14 |
| Bengals | 2 | 9:19 | A.Iosivas 3 yd. pass from J.Browning (E.McPherson kick) (8-75, 5:25) | 0 | 21 |
| Bengals | 2 | 1:55 | E.McPherson 45 yd. Field Goal (4-7, 1:19) | 0 | 24 |
| Bengals | 3 | 3:32 | A.Iosivas 7 yd. pass from J.Browning (E.McPherson kick) (14-99, 8:12) | 0 | 31 |
| Browns | 4 | 8:45 | Dav.Bell 31 yd. pass from J.Driskel (R.Patterson kick) (5-55, 2:08) | 7 | 31 |
| Browns | 4 | 2:34 | Dav.Bell 24 yd. pass from J.Driskel (R.Patterson kick) (9-75, 3:58) | 14 | 31 |

2023 BALL POSSESSION AND DRIVE CHART

CLEVELAND BROWNS VS CINCINNATI BENGALS (9.10.23)

| BROWNS (35:50) | | | | | BENGALS (24:10) | | | | |
|----------------------------|-------|-------|------|--------------|----------------------------|-------|-------|------|-------------------|
| AVERAGE DRIVE START CLE 34 | | | | | AVERAGE DRIVE START CIN 25 | | | | |
| | PLAYS | YARDS | TIME | END | | PLAYS | YARDS | TIME | END |
| 1. | 6 | 14 | 3:35 | Punt | 1. | 6 | 16 | 2:55 | Punt |
| 2. | 7 | 43 | 3:24 | Fumble | 2. | 3 | 4 | 1:31 | Punt |
| 3. | 7 | 33 | 2:54 | Field Goal | 3. | 3 | 9 | 1:26 | Punt |
| 4. | 4 | -1 | 1:18 | Punt | 4. | 3 | 2 | 0:58 | Punt |
| 5. | 5 | 15 | 2:58 | Punt | 5. | 5 | 41 | 3:20 | Punt |
| 6. | 4 | 14 | 2:07 | Punt | 6. | 3 | 9 | 1:36 | Punt |
| 7. | 6 | 67 | 1:19 | Touchdown | 7. | 3 | 2 | 0:31 | Punt |
| 8. | 3 | -1 | 1:30 | Punt | 8. | 1 | -1 | 0:17 | End of Half |
| 9. | 3 | 34 | 2:02 | Interception | 9. | 6 | 30 | 1:46 | Field Goal |
| 10. | 9 | 43 | 4:32 | Field Goal | 10. | 7 | 17 | 2:49 | Missed Field Goal |
| 11. | 6 | 39 | 3:25 | Field Goal | 11. | 5 | 17 | 2:27 | Punt |
| 12. | 3 | 18 | 1:16 | Touchdown | 12. | 4 | -7 | 1:02 | Downs |
| 13. | 2 | 2 | 2:22 | Punt | 13. | 3 | 5 | 1:34 | Punt |
| 14. | 6 | 10 | 3:17 | Punt | 14. | 3 | 2 | 1:34 | Punt |
| | | | | | 15. | 1 | -1 | 0:24 | End of Game |

CLEVELAND BROWNS AT PITTSBURGH STEELERS (9.18.23)

| BROWNS (35:28) | | | | | STEELERS (24:32) | | | | |
|----------------------------|-------|-------|------|--------------|----------------------------|-------|-------|------|--------------|
| AVERAGE DRIVE START CLE 27 | | | | | AVERAGE DRIVE START PIT 32 | | | | |
| | PLAYS | YARDS | TIME | END | | PLAYS | YARDS | TIME | END |
| 1. | 1 | 0 | 0:09 | Interception | 1. | 3 | 7 | 0:39 | Interception |
| 2. | 11 | 60 | 6:05 | Field Goal | 2. | 3 | 12 | 2:24 | Punt |
| 3. | 4 | -6 | 1:29 | Missed FG | 3. | 1 | 0 | 0:14 | Fumble |
| 4. | 8 | 53 | 3:52 | Fumble | 4. | 6 | 35 | 2:47 | Punt |
| 5. | 4 | 23 | 1:06 | Touchdown | 5. | 4 | 5 | 1:20 | Field Goal |
| 6. | 3 | -2 | 0:44 | Punt | 6. | 4 | 82 | 1:36 | Touchdown |
| 7. | 3 | 3 | 1:30 | Punt | 7. | 6 | 12 | 2:22 | Punt |
| 8. | 3 | -1 | 0:57 | Punt | 8. | 1 | -1 | 0:22 | End of Half |
| 9. | 7 | 33 | 2:24 | Field Goal | 9. | 9 | 44 | 3:13 | Field Goal |
| 10. | 4 | 75 | 1:46 | Touchdown | 10. | 5 | 27 | 2:31 | Punt |
| 11. | 8 | 43 | 3:31 | Punt | 11. | 5 | 39 | 2:48 | Punt |
| 12. | 11 | 78 | 5:36 | Fumble | 12. | 3 | -11 | 1:34 | Punt |
| 13. | 5 | 10 | 2:03 | Fumble | 13. | 3 | 6 | 1:42 | Punt |
| 14. | 5 | 8 | 2:21 | Punt | 14. | 2 | -2 | 1:00 | End of Game |
| 15. | 7 | 31 | 1:55 | Downs | | | | | |

CLEVELAND BROWNS VS TENNESSEE TITANS (9.24.23)

| BROWNS (38:29) | | | | | TITANS (21:31) | | | | |
|----------------------------|-------|-------|------|------------|----------------------------|-------|-------|------|-------------|
| AVERAGE DRIVE START CLE 21 | | | | | AVERAGE DRIVE START TEN 28 | | | | |
| | PLAYS | YARDS | TIME | END | | PLAYS | YARDS | TIME | END |
| 1. | 12 | 48 | 7:11 | Field Goal | 1. | 3 | 7 | 1:31 | Punt |
| 2. | 3 | 7 | 1:23 | Punt | 2. | 3 | 4 | 1:25 | Punt |
| 3. | 4 | 16 | 2:10 | Fumble | 3. | 4 | -9 | 2:06 | Field Goal |
| 4. | 9 | 75 | 4:35 | Touchdown | 4. | 7 | 32 | 5:50 | Punt |
| 5. | 7 | 46 | 2:49 | Field Goal | 5. | 10 | 55 | 1:00 | End of Half |
| 6. | 11 | 85 | 5:34 | Touchdown | 6. | 6 | 10 | 3:37 | Punt |
| 7. | 8 | 33 | 4:36 | Punt | 7. | 3 | 2 | 1:02 | Punt |
| 8. | 10 | 64 | 6:28 | Touchdown | 8. | 3 | -7 | 1:52 | Punt |
| 9. | 5 | 17 | 3:43 | Punt | 9. | 5 | 19 | 2:02 | Punt |
| | | | | | 10. | 2 | 2 | 1:06 | End of Game |

2023 BALL POSSESSION AND DRIVE CHART

CLEVELAND BROWNS VS BALTIMORE RAVENS (10.1.23)

| BROWNS (30:10) | | | | | RAVENS (29:50) | | | | |
|----------------------------|-------|-------|-------|--------------|----------------------------|-------|-------|------|-----------|
| AVERAGE DRIVE START CLE 24 | | | | | AVERAGE DRIVE START BLT 37 | | | | |
| | PLAYS | YARDS | TIME | END | | PLAYS | YARDS | TIME | END |
| 1. | 7 | 22 | 3:06 | Punt | 1. | 3 | 6 | 2:18 | Punt |
| 2. | 3 | 7 | 0:51 | Interception | 2. | 3 | 4 | 2:03 | Punt |
| 3. | 8 | 40 | 4:17 | Field Goal | 3. | 1 | 10 | 0:04 | Touchdown |
| 4. | 3 | 4 | 2:07 | Punt | 4. | 3 | -3 | 1:40 | Punt |
| 5. | 6 | 16 | 2:07 | Punt | 5. | 5 | 39 | 2:45 | Fumble |
| 6. | 3 | 4 | 1:33 | Punt | 6. | 8 | 93 | 4:24 | Touchdown |
| 7. | 1 | -1 | 0:11 | End of Half | 7. | 10 | 74 | 2:34 | Touchdown |
| 8. | 5 | -16 | 2:42 | Punt | 8. | 7 | -2 | 4:24 | Punt |
| 9. | 8 | 16 | 3:53 | Punt | 9. | 3 | 9 | 2:04 | Punt |
| 10. | 6 | 11 | w3:34 | Punt | 10. | 3 | 0 | 1:35 | Punt |
| 11. | 7 | 31 | 2:12 | Interception | 11. | 6 | 38 | 3:40 | Touchdown |
| 12. | 3 | 1 | 1:22 | Punt | 12. | 3 | -3 | 2:19 | Punt |
| 13. | 6 | 53 | 2:15 | Interception | | | | | |

CLEVELAND BROWNS VS SAN FRANCISCO 49ERS (10.15.23)

| BROWNS (33:03) | | | | | 49ERS (26:57) | | | | |
|----------------------------|-------|-------|------|--------------|---------------------------|-------|-------|------|--------------|
| AVERAGE DRIVE START CLE 31 | | | | | AVERAGE DRIVE START SF 32 | | | | |
| | PLAYS | YARDS | TIME | END | | PLAYS | YARDS | TIME | END |
| 1. | 6 | 32 | 3:30 | Interception | 1. | 5 | 54 | 2:44 | Touchdown |
| 2. | 6 | 37 | 2:59 | Missed FG | 2. | 4 | -5 | 1:56 | Missed FG |
| 3. | 6 | 14 | 2:46 | Punt | 3. | 3 | 7 | 1:43 | Punt |
| 4. | 5 | 83 | 2:16 | Touchdown | 4. | 11 | 71 | 6:28 | Field Goal |
| 5. | 5 | 23 | 1:15 | Punt | 5. | 9 | 23 | 4:02 | Punt |
| 6. | 9 | 48 | 3:51 | Field Goal | 6. | 1 | -1 | 0:21 | End of Half |
| 7. | 3 | -9 | 1:52 | Punt | 7. | 3 | 0 | 1:01 | Interception |
| 8. | 6 | 18 | 2:48 | Field Goal | 8. | 3 | -12 | 2:29 | Punt |
| 9. | 3 | 9 | 1:34 | Punt | 9. | 3 | 15 | 3:09 | Punt |
| 10. | 2 | -1 | 1:13 | Interception | 10. | 3 | 0 | 0:59 | Punt |
| 11. | 14 | 38 | 7:37 | Field Goal | 11. | 1 | 8 | 0:06 | Touchdown |
| 12. | 9 | 43 | 1:16 | Field Goal | 12. | 3 | 10 | 0:25 | Punt |
| 13. | 1 | -1 | 0:06 | End of Game | 13. | 9 | 45 | 1:34 | Missed FG |

CLEVELAND BROWNS AT INDIANAPOLIS COLTS (10.22.23)

| BROWNS (27:29) | | | | | COLTS (32:31) | | | | |
|----------------------------|-------|-------|------|--------------|----------------------------|-------|-------|------|--------------|
| AVERAGE DRIVE START CLE 35 | | | | | AVERAGE DRIVE START IND 28 | | | | |
| | PLAYS | YARDS | TIME | END | | PLAYS | YARDS | TIME | END |
| 1. | 3 | 77 | 0:57 | Touchdown | 1. | 6 | 75 | 2:25 | Touchdown |
| 2. | 3 | 2 | 0:44 | Interception | 2. | 3 | 6 | 1:51 | Punt |
| 3. | 3 | 4 | 2:10 | Punt | 3. | 6 | 57 | 2:25 | Touchdown |
| 4. | 3 | 3 | 1:37 | Punt | 4. | 3 | 6 | 1:28 | Fumble |
| 5. | 5 | 36 | 2:01 | Touchdown | 5. | 7 | 33 | 4:13 | Blocked FG |
| 6. | 4 | 0 | 1:31 | Field Goal | 6. | 8 | 75 | 4:47 | Touchdown |
| 7. | 5 | 32 | 1:57 | Punt | 7. | 2 | -11 | 0:12 | Fumble |
| 8. | 7 | 34 | 1:17 | Field Goal | 8. | 3 | 2 | 0:25 | Punt |
| 9. | 3 | -9 | 1:36 | Punt | 9. | 3 | 2 | 1:38 | Punt |
| 10. | 4 | 6 | 0:53 | Field Goal | 10. | 3 | 8 | 1:30 | Interception |
| 11. | 7 | 25 | 2:53 | Downs | 11. | 8 | 75 | 4:12 | Touchdown |
| 12. | 7 | 28 | 3:03 | Interception | 12. | 7 | 41 | 3:09 | Field Goal |
| 13. | 6 | 17 | 2:29 | Field Goal | 13. | 3 | 5 | 2:04 | Punt |
| 14. | 3 | -5 | 1:59 | Punt | 14. | 2 | 75 | 0:55 | Touchdown |
| 15. | 12 | 80 | 2:20 | Touchdown | 15. | 3 | 2 | 1:04 | Punt |
| 16. | 1 | -1 | 0:02 | End of Game | 16. | 2 | 0 | 0:13 | Fumble |

2023 BALL POSSESSION AND DRIVE CHART

CLEVELAND BROWNS AT SEATTLE SEAHAWKS (10.29.23)

| BROWNS (36:40) | | | | | SEAHAWKS (23:20) | | | | |
|----------------|-------|-------|------|--------------|------------------|-------|-------|------|--------------|
| | PLAYS | YARDS | TIME | END | | PLAYS | YARDS | TIME | END |
| 1. | 3 | 7 | 2:12 | Punt | 1. | 8 | 80 | 3:55 | Touchdown |
| 2. | 5 | 19 | 0:57 | Fumble | 2. | 6 | 41 | 2:26 | Touchdown |
| 3. | 4 | 75 | 2:08 | Touchdown | 3. | 6 | 62 | 2:23 | Field Goal |
| 4. | 10 | 55 | 4:24 | Interception | 4. | 3 | 4 | 1:40 | Punt |
| 5. | 11 | 67 | 5:15 | Touchdown | 5. | 3 | 2 | 1:24 | Punt |
| 6. | 3 | -2 | 1:35 | Punt | 6. | 7 | 48 | 1:19 | Interception |
| 7. | 1 | -1 | 0:22 | End of Half | 7. | 3 | 9 | 1:42 | Punt |
| 8. | 10 | 76 | 5:49 | Field Goal | 8. | 3 | 4 | 0:34 | Interception |
| 9. | 9 | 30 | 4:05 | Field Goal | 9. | 3 | 8 | 1:28 | Punt |
| 10. | 10 | 40 | 5:40 | Punt | 10. | 8 | 42 | 4:56 | Punt |
| 11. | 7 | 30 | 3:49 | Interception | 11. | 5 | 57 | 1:19 | Touchdown |
| 12. | 4 | -9 | 0:24 | Downs | 12. | 1 | -1 | 0:14 | End of Game |

CLEVELAND BROWNS VS. ARIZONA CARDINALS (11.5.23)

| BROWNS (36:25) | | | | | CARDINALS (23:35) | | | | |
|----------------|-------|-------|------|------------|-------------------|-------|-------|------|--------------|
| | PLAYS | YARDS | TIME | END | | PLAYS | YARDS | TIME | END |
| 1. | 6 | 30 | 3:29 | Punt | 1. | 6 | 27 | 3:07 | Punt |
| 2. | 6 | 20 | 3:22 | Downs | 2. | 3 | -2 | 1:19 | Punt |
| 3. | 5 | 60 | 2:46 | Field Goal | 3. | 3 | -4 | 1:42 | Punt |
| 4. | 11 | 49 | 6:22 | Touchdown | 4. | 2 | 15 | 1:05 | Interception |
| 5. | 3 | 0 | 1:00 | Punt | 5. | 3 | 2 | 2:21 | Punt |
| 6. | 9 | 39 | 1:44 | Field Goal | 6. | 3 | -12 | 1:43 | Punt |
| 7. | 3 | 1 | 1:33 | Punt | 7. | 3 | 0 | 0:58 | Punt |
| 8. | 5 | 9 | 2:51 | Punt | 8. | 1 | -8 | 0:07 | Fumble |
| 9. | 3 | 11 | 1:24 | Touchdown | 9. | 4 | 10 | 2:28 | Punt |
| 10. | 3 | 4 | 2:05 | Punt | 10. | 3 | 10 | 1:19 | Interception |
| 11. | 10 | 46 | 5:07 | Missed FG | 11. | 5 | 18 | 2:07 | Downs |
| 12. | 4 | 56 | 2:13 | Touchdown | 12. | 3 | -2 | 0:59 | Punt |
| 13. | 3 | 4 | 0:27 | Punt | 13. | 6 | 5 | 2:31 | Punt |
| 14. | 3 | 2 | 2:02 | Punt | 14. | 3 | -6 | 1:49 | End of Game |

CLEVELAND BROWNS AT BALTIMORE RAVENS (11.12.23)

| BROWNS (34:15) | | | | | RAVENS (25:45) | | | | |
|----------------|-------|-------|-------|--------------|----------------|-------|-------|------|--------------|
| | PLAYS | YARDS | TIME | END | | PLAYS | YARDS | TIME | END |
| 1. | 2 | 4 | 0:40 | Interception | 1. | 5 | 79 | 2:38 | Touchdown |
| 2. | 4 | 12 | 1:29 | Punt | 2. | 8 | 56 | 3:58 | Field Goal |
| 3. | 10 | 49 | 2:46 | Field Goal | 3. | 3 | 2 | 1:15 | Punt |
| 4. | 3 | 0 | 2:28 | Punt | 4. | 9 | 37 | 5:16 | Blocked FG |
| 5. | 12 | 70 | 7:16 | Field Goal | 5. | 2 | 9 | 0:19 | Interception |
| 6. | 6 | 33 | 1:12 | Field Goal | 6. | 6 | 78 | 2:31 | Touchdown |
| 7. | 7 | 11 | 0:43 | Downs | 7. | 4 | 20 | 2:29 | Punt |
| 8. | 17 | 75 | 10:09 | Touchdown | 8. | 7 | 12 | 3:17 | Touchdown |
| 9. | 6 | 75 | 2:37 | Touchdown | 9. | 2 | 2 | 0:41 | Interception |
| 10. | 12 | 58 | 4:55 | Field Goal | 10. | 6 | 16 | 3:21 | Punt |

2023 BALL POSSESSION AND DRIVE CHART

CLEVELAND BROWNS VS. PITTSBURGH STEELERS (11.19.23)

| BROWNS (31:27) | | | | | STEELERS (28:33) | | | | |
|----------------------------|-------|-------|------|--------------|----------------------------|-------|-------|------|-------------|
| AVERAGE DRIVE START CLE 30 | | | | | AVERAGE DRIVE START PIT 25 | | | | |
| | PLAYS | YARDS | TIME | END | | PLAYS | YARDS | TIME | END |
| 1. | 8 | 31 | 4:32 | Punt | 1. | 3 | -2 | 2:04 | Punt |
| 2. | 7 | 50 | 3:49 | Touchdown | 2. | 5 | 18 | 3:19 | Punt |
| 3. | 3 | 9 | 1:24 | Punt | 3. | 8 | 37 | 3:43 | Punt |
| 4. | 3 | 7 | 2:20 | Punt | 4. | 5 | 7 | 3:20 | Punt |
| 5. | 17 | 77 | 5:24 | Field Goal | 5. | 1 | -1 | 0:05 | End of Half |
| 6. | 9 | 25 | 4:28 | Punt | 6. | 2 | 75 | 0:50 | Touchdown |
| 7. | 3 | 5 | 0:58 | Punt | 7. | 3 | 7 | 1:50 | Punt |
| 8. | 6 | 12 | 2:36 | Interception | 8. | 7 | 7 | 2:48 | Punt |
| 9. | 3 | -4 | 1:00 | Punt | 9. | 3 | 2 | 0:40 | Punt |
| 10. | 3 | 2 | 1:53 | Punt | 10. | 13 | 62 | 7:10 | Field Goal |
| 11. | 5 | 18 | 1:47 | Punt | 11. | 4 | 9 | 2:18 | Punt |
| 12. | 8 | 48 | 1:16 | Field Goal | 12. | 3 | 0 | 0:24 | Punt |
| | | | | | 13. | 1 | 13 | 0:02 | End of Game |

CLEVELAND BROWNS AT DENVER BRONCOS (11.26.23)

| BROWNS (27:12) | | | | | BRONCOS (32:48) | | | | |
|----------------------------|-------|-------|------|-------------|----------------------------|-------|-------|------|-------------|
| AVERAGE DRIVE START CLE 24 | | | | | AVERAGE DRIVE START DEN 25 | | | | |
| | PLAYS | YARDS | TIME | END | | PLAYS | YARDS | TIME | END |
| 1. | 3 | 3 | 1:25 | Punt | 1. | 9 | 80 | 5:21 | Touchdown |
| 2. | 6 | 24 | 3:37 | Fumble | 2. | 4 | 13 | 1:37 | Fumble |
| 3. | 3 | 0 | 0:57 | Punt | 3. | 13 | 80 | 5:52 | Touchdown |
| 4. | 13 | 57 | 5:12 | Field Goal | 4. | 5 | 14 | 2:55 | Punt |
| 5. | 11 | 67 | 2:42 | Field Goal | 5. | 1 | -1 | 0:22 | End of Half |
| 6. | 13 | 79 | 6:24 | Touchdown | 6. | 3 | 6 | 1:54 | Punt |
| 7. | 4 | 6 | 1:31 | Fumble | 7. | 9 | 70 | 5:17 | Field Goal |
| 8. | 3 | -5 | 1:32 | Punt | 8. | 4 | 20 | 1:25 | Touchdown |
| 9. | 6 | 35 | 1:43 | Fumble | 9. | 3 | -2 | 1:50 | Punt |
| 10. | 6 | 17 | 1:26 | Downs | 10. | 7 | 42 | 4:05 | Field Goal |
| 11. | 3 | -5 | 0:13 | Safety | 11. | 3 | -6 | 0:21 | Punt |
| 12. | 1 | -1 | 0:30 | End of Game | 12. | 3 | -8 | 1:49 | Punt |

CLEVELAND BROWNS AT LOS ANGELES RAMS (12.3.23)

| BROWNS (34:03) | | | | | RAMS (25:57) | | | | |
|----------------------------|-------|-------|------|--------------|---------------------------|-------|-------|------|-------------|
| AVERAGE DRIVE START CLE 24 | | | | | AVERAGE DRIVE START LA 30 | | | | |
| | PLAYS | YARDS | TIME | END | | PLAYS | YARDS | TIME | END |
| 1. | 9 | 75 | 4:42 | Touchdown | 1. | 7 | 49 | 3:50 | Field Goal |
| 2. | 3 | 7 | 1:40 | Punt | 2. | 2 | 79 | 0:49 | Touchdown |
| 3. | 4 | 24 | 1:47 | Punt | 3. | 7 | 55 | 2:16 | Missed FG |
| 4. | 5 | 17 | 3:32 | Punt | 4. | 3 | 3 | 1:36 | Punt |
| 5. | 3 | 6 | 1:27 | Punt | 5. | 4 | 28 | 1:51 | Punt |
| 6. | 3 | 1 | 1:02 | Punt | 6. | 3 | 3 | 0:51 | Punt |
| 7. | 7 | 58 | 2:31 | Field Goal | 7. | 13 | 66 | 2:06 | Field Goal |
| 8. | 15 | 74 | 7:34 | Field Goal | 8. | 4 | 25 | 2:28 | Punt |
| 9. | 13 | 75 | 6:50 | Touchdown | 9. | 7 | 75 | 4:19 | Touchdown |
| 10. | 1 | 0 | 0:19 | Interception | 10. | 4 | 5 | 1:58 | Punt |
| 11. | 4 | 5 | 1:19 | Downs | 11. | 5 | 24 | 2:44 | Touchdown |
| 12. | 4 | -25 | 1:20 | Safety | 12. | 5 | 30 | 0:33 | Touchdown |
| | | | | | 13. | 1 | -2 | 0:36 | End of Game |

2023 BALL POSSESSION AND DRIVE CHART

CLEVELAND BROWNS VS. JACKSONVILLE JAGUARS (12.10.23)

| BROWNS (31:49) | | | | | JAGUARS (28:11) | | | | |
|----------------------------|-------|-------|------|--------------|----------------------------|-------|-------|------|--------------|
| AVERAGE DRIVE START CLE 33 | | | | | AVERAGE DRIVE START JAX 30 | | | | |
| | PLAYS | YARDS | TIME | END | | PLAYS | YARDS | TIME | END |
| 1. | 6 | 75 | 3:21 | Touchdown | 1. | 3 | 7 | 2:21 | Punt |
| 2. | 3 | 2 | 1:30 | Punt | 2. | 6 | 40 | 2:16 | Punt |
| 3. | 3 | 0 | 1:12 | Punt | 3. | 3 | 4 | 1:25 | Punt |
| 4. | 3 | 1 | 0:59 | Punt | 4. | 5 | 12 | 1:51 | Punt |
| 5. | 4 | 72 | 1:25 | Touchdown | 5. | 1 | 0 | 0:13 | Interception |
| 6. | 5 | 38 | 2:46 | Interception | 6. | 6 | 13 | 3:38 | Punt |
| 7. | 1 | 17 | 0:10 | Fumble | 7. | 2 | 12 | 0:39 | Touchdown |
| 8. | 3 | -2 | 2:13 | Punt | 8. | 6 | 32 | 2:14 | Interception |
| 9. | 5 | 18 | 0:40 | Punt | 9. | 3 | 0 | 0:20 | Punt |
| 10. | 5 | 20 | 0:42 | Punt | 10. | 1 | -1 | 0:05 | End of Half |
| 11. | 7 | 22 | 4:25 | Touchdown | 11. | 3 | -3 | 0:56 | Fumble |
| 12. | 2 | -4 | 0:12 | Fumble | 12. | 3 | 0 | 2:01 | Punt |
| 13. | 7 | 31 | 4:17 | Punt | 13. | 6 | 25 | 2:27 | Touchdown |
| 14. | 4 | 48 | 1:36 | Touchdown | 14. | 3 | 9 | 1:32 | Interception |
| 15. | 10 | 29 | 4:28 | Punt | 15. | 9 | 75 | 3:42 | Touchdown |
| 16. | 4 | 0 | 0:20 | Field Goal | 16. | 5 | 18 | 0:54 | Downs |
| 17. | 3 | -3 | 1:33 | End of Game | 17. | 9 | 75 | 1:37 | Touchdown |

CLEVELAND BROWNS VS. CHICAGO BEARS (12.17.23)

| BROWNS (31:00) | | | | | BEARS (29:00) | | | | |
|----------------------------|-------|-------|------|--------------|----------------------------|-------|-------|------|--------------|
| AVERAGE DRIVE START CLE 30 | | | | | AVERAGE DRIVE START CHI 31 | | | | |
| | PLAYS | YARDS | TIME | END | | PLAYS | YARDS | TIME | END |
| 1. | 6 | 19 | 2:52 | Punt | 1. | 3 | 5 | 1:47 | Punt |
| 2. | 3 | 8 | 1:32 | Punt | 2. | 3 | 5 | 7:14 | Punt |
| 3. | 4 | 0 | 2:26 | Punt | 3. | 6 | 30 | 2:43 | Punt |
| 4. | 3 | 2 | 1:26 | Punt | 4. | 3 | 8 | 1:35 | Punt |
| 5. | 2 | 2 | 0:47 | Interception | 5. | 4 | 1 | 2:23 | Touchdown |
| 6. | 12 | 84 | 7:06 | Touchdown | 6. | 3 | 6 | 1:30 | Punt |
| 7. | 4 | 17 | 1:19 | Punt | 7. | 10 | 61 | 0:59 | Interception |
| 8. | 1 | 0 | 0:11 | Interception | 8. | 3 | -4 | 0:59 | Punt |
| 9. | 3 | 7 | 2:05 | Punt | 9. | 9 | 47 | 4:38 | Field Goal |
| 10. | 3 | -10 | 1:02 | Punt | 10. | 3 | -9 | 1:27 | Punt |
| 11. | 4 | 13 | 2:07 | Punt | 11. | 7 | 32 | 2:21 | Downs |
| 12. | 1 | 0 | 0:14 | Interception | 12. | 3 | 6 | 1:52 | Punt |
| 13. | 6 | 52 | 2:29 | Field Goal | 13. | 6 | 14 | 3:21 | Punt |
| 14. | 3 | 0 | 1:56 | Punt | 14. | 3 | -2 | 1:18 | Punt |
| 15. | 6 | 80 | 2:10 | Touchdown | 15. | 5 | 30 | 0:32 | Interception |
| 16. | 8 | 63 | 1:18 | Field Goal | | | | | |

CLEVELAND BROWNS AT HOUSTON TEXANS (12.24.23)

| BROWNS (33:34) | | | | | TEXANS (26:26) | | | | |
|----------------------------|-------|-------|------|--------------|----------------------------|-------|-------|------|--------------|
| AVERAGE DRIVE START CLE 36 | | | | | AVERAGE DRIVE START HST 29 | | | | |
| | PLAYS | YARDS | TIME | END | | PLAYS | YARDS | TIME | END |
| 1. | 4 | 59 | 1:42 | Touchdown | 1. | 5 | 20 | 3:31 | Punt |
| 2. | 6 | 12 | 3:10 | Punt | 2. | 4 | 1 | 2:01 | Punt |
| 3. | 4 | 15 | 2:54 | Punt | 3. | 4 | 28 | 3:06 | Punt |
| 4. | 3 | 90 | 1:32 | Touchdown | 4. | 0 | 0 | 0:13 | Touchdown |
| 5. | 3 | -4 | 1:28 | Punt | 5. | 6 | -7 | 3:16 | Punt |
| 6. | 6 | 50 | 2:51 | Touchdown | 6. | 3 | 3 | 2:18 | Punt |
| 7. | 2 | 2 | 0:28 | Interception | 7. | 6 | 25 | 1:07 | Interception |
| 8. | 4 | 23 | 0:23 | Interception | 8. | 4 | 21 | 2:46 | Punt |
| 9. | 18 | 94 | 9:39 | Touchdown | 9. | 3 | 2 | 0:58 | Interception |
| 10. | 10 | 51 | 4:06 | Touchdown | 10. | 4 | 8 | 1:34 | Downs |
| 11. | 6 | 1 | 2:51 | Downs | 11. | 10 | 61 | 1:58 | Touchdown |
| 12. | 8 | 27 | 2:06 | Downs | 12. | 9 | 53 | 1:56 | Touchdown |
| 13. | 1 | -1 | 0:24 | End of Game | 13. | 10 | 35 | 1:42 | Downs |

2023 BALL POSSESSION AND DRIVE CHART

CLEVELAND BROWNS VS. NEW YORK JETS (12.28.23)

| BROWNS (28:09) | | | | | JETS (31:51) | | | | |
|----------------------------|-------|-------|------|--------------|----------------------------|-------|-------|------|-------------------|
| AVERAGE DRIVE START CLE 29 | | | | | AVERAGE DRIVE START NYJ 31 | | | | |
| | PLAYS | YARDS | TIME | END | | PLAYS | YARDS | TIME | END |
| 1. | 7 | 75 | 3:50 | Touchdown | 1. | 6 | 75 | 3:04 | Touchdown |
| 2. | 7 | 75 | 3:23 | Touchdown | 2. | 0 | 0 | 0:06 | Fumble |
| 3. | 4 | 6 | 1:14 | Downs | 3. | 3 | 13 | 1:22 | Interception |
| 4. | 3 | 35 | 1:42 | Fumble | 4. | 3 | 5 | 2:01 | Punt |
| 5. | 10 | 79 | 5:32 | Touchdown | 5. | 3 | 5 | 1:31 | Punt |
| 6. | 5 | 32 | 2:37 | Interception | 6. | 3 | 8 | 1:36 | Punt |
| 7. | 3 | 75 | 0:37 | Touchdown | 7. | 6 | 47 | 1:25 | Field Goal |
| 8. | 3 | 7 | 1:33 | Punt | 8. | 11 | 58 | 5:33 | Blocked FG, Downs |
| 9. | 5 | 8 | 2:03 | Punt | 9. | 9 | 23 | 5:47 | Punt |
| 10. | 3 | 25 | 1:34 | Fumble | 10. | 5 | 9 | 1:35 | Punt |
| 11. | 3 | 6 | 1:37 | Punt | 11. | 7 | 9 | 3:05 | Field Goal |
| 12. | 6 | 18 | 2:27 | Field Goal | 12. | 4 | 9 | 1:52 | Downs |
| | | | | | 13. | 11 | 66 | 2:54 | End of Game |

CLEVELAND BROWNS VS. CINCINNATI BENGALS (1.7.24)

| BROWNS (24:14) | | | | | BENGALS (35:46) | | | | |
|----------------------------|-------|-------|------|--------------|----------------------------|-------|-------|------|--------------|
| AVERAGE DRIVE START CLE 30 | | | | | AVERAGE DRIVE START CIN 26 | | | | |
| | PLAYS | YARDS | TIME | END | | PLAYS | YARDS | TIME | END |
| 1. | 3 | 6 | 1:36 | Interception | 1. | 4 | 22 | 1:32 | Interception |
| 2. | 3 | -7 | 1:42 | Punt | 2. | 7 | 60 | 4:03 | Touchdown |
| 3. | 3 | 1 | 2:16 | Punt | 3. | 5 | 67 | 3:03 | Touchdown |
| 4. | 3 | 0 | 1:04 | Punt | 4. | 8 | 75 | 5:25 | Touchdown |
| 5. | 4 | 20 | 2:31 | Punt | 5. | 5 | 20 | 2:55 | Punt |
| 6. | 2 | 4 | 0:39 | Interception | 6. | 4 | 7 | 1:19 | Field Goal |
| 7. | 7 | 47 | 1:55 | End of Half | 7. | 3 | -13 | 1:40 | Punt |
| 8. | 3 | 6 | 1:36 | Punt | 8. | 14 | 99 | 8:12 | Touchdown |
| 9. | 5 | 17 | 1:54 | Punt | 9. | 3 | 5 | 1:20 | Punt |
| 10. | 5 | 16 | 2:26 | Punt | 10. | 3 | -4 | 1:59 | Punt |
| 11. | 5 | 55 | 2:08 | Touchdown | 11. | 3 | 9 | 2:13 | Punt |
| 12. | 9 | 75 | 3:58 | Touchdown | 12. | 3 | 1 | 2:05 | Punt |
| 13. | 1 | -1 | 0:29 | End of Game | | | | | |

2023 RED ZONE EFFICIENCY

| | BROWNS | OPPONENTS |
|--|--------|-----------|
| NUMBER OF TRIPS INTO OPPONENT'S RED ZONE | 50 | 41 |
| TOTAL SCORES | 45 | 37 |
| Touchdowns | 28 | 28 |
| Field goals/attempts | 17/18 | 9/10 |
| TOUCHDOWN PERCENTAGE | 56 | 68.3 |
| SCORING PERCENTAGE | 90 | 90.2 |
| Turnovers | 1 | 0 |
| Downs | 1 | 1 |
| Missed field goals | 2 | 4 |
| Time expired | 0 | 1 |
| Ended without trying to score | 0 | 0 |
| SCORES FROM OUTSIDE THE RED ZONE | 25 | 14 |
| Touchdowns | 8 | 7 |
| Field goals | 15 | 6 |
| Safeties | 1 | 1 |

LONGEST DRIVES

GAME-BY-GAME - LONGEST DRIVES - PLAYS

| | | | BROWNS | | | OPPONENTS | |
|-------|--------|--------|----------------|--------------|--------|----------------|--------------|
| GAME | | #PLAYS | NET YARDS/TIME | DRIVE RESULT | #PLAYS | NET YARDS/TIME | DRIVE RESULT |
| 9/10 | CIN | 9 | 67/1:19 | Touchdown | 7 | 17/2:49 | Missed FG |
| 9/18 | at PIT | 11 | 60/6:05 | Field Goal | 9 | 44/3:13 | Field Goal |
| | | 11 | 78/5:36 | Fumble | | | |
| 9/24 | TEN | 12 | 48/7:11 | Field Goal | 10 | 55/1:00 | End of Half |
| 10/1 | BAL | 8 | 40/4:17 | Field Goal | 10 | 74/2:34 | Touchdown |
| | | 8 | 16/3:53 | Punt | | | |
| 10/15 | SF | 14 | 38/7:37 | Field Goal | 11 | 71/6:28 | Field Goal |
| 10/22 | at IND | 12 | 80/2:20 | Touchdown | 8 | 75/4:47 | Touchdown |
| | | | | | 8 | 75/4:12 | Touchdown |
| 10/29 | at SEA | 11 | 67/5:15 | Touchdown | 8 | 80/3:55 | Touchdown |
| 11/5 | ARI | 11 | 49/6:22 | Touchdown | 6 | 27/3:07 | Punt |
| 11/12 | at BAL | 17 | 75/10:09 | Touchdown | 9 | 37/5:16 | Blocked FG |
| 11/19 | PIT | 17 | 77/5:24 | Field Goal | 13 | 62/7:10 | Field Goal |
| 11/26 | at DEN | 13 | 57/5:12 | Field Goal | 13 | 80/5:52 | Touchdown |
| 12/3 | at LAR | 15 | 74/7:34 | Field Goal | 13 | 66/2:06 | Field Goal |
| 12/10 | JAX | 10 | 29/4:28 | Punt | 9 | 75/3:42 | Touchdown |
| | | | | | 9 | 75/1:37 | Touchdown |
| 12/17 | CHI | 12 | 84/7:06 | Touchdown | 10 | 61/0:59 | Interception |
| 12/24 | at HOU | 18 | 94/9:39 | Touchdown | 10 | 61/1:58 | Touchdown |
| 12/28 | NYJ | 10 | 79/5:32 | Touchdown | 11 | 66/2:24 | End of Game |
| 1/7 | at CIN | 9 | 75/3:58 | Touchdown | 14 | 99/8:12 | Touchdown |

2023 GAME-BY-GAME - LONGEST DRIVES - NET YARDS

| | | | BROWNS | | | | | OPPONENTS | | | |
|-------|--------|--------|----------------|--------------|--------|----------------|--------------|-----------|--|--|--|
| GAME | | #PLAYS | NET YARDS/TIME | DRIVE RESULT | #PLAYS | NET YARDS/TIME | DRIVE RESULT | | | | |
| 9/10 | CIN | 9 | 67/1:19 | Touchdown | 5 | 41/3:20 | Punt | | | | |
| 9/18 | at PIT | 11 | 78/5:36 | Fumble | 4 | 82/1:36 | Touchdown | | | | |
| 9/24 | TEN | 11 | 85/5:34 | Touchdown | 10 | 55/1:00 | End of Half | | | | |
| 10/1 | BAL | 6 | 53/2:15 | Interception | 8 | 93/4:24 | Touchdown | | | | |
| 10/15 | SF | 5 | 83/2:16 | Touchdown | 11 | 71/6:28 | Field Goal | | | | |
| 10/22 | at IND | 12 | 80/2:20 | Touchdown | 6 | 75/2:25 | Touchdown | | | | |
| | | | | | 8 | 75/4:47 | Touchdown | | | | |
| | | | | | 8 | 75/4:12 | Touchdown | | | | |
| | | | | | 2 | 75/0:55 | Touchdown | | | | |
| 10/29 | at SEA | 4 | 75/2:08 | Touchdown | 8 | 80/3:55 | Touchdown | | | | |
| 11/5 | ARI | 5 | 60/2:46 | Field Goal | 6 | 27/3:07 | Punt | | | | |
| 11/12 | at BAL | 17 | 75/10:09 | Touchdown | 5 | 79/2:38 | Touchdown | | | | |
| | | 6 | 75/2:37 | Touchdown | | | | | | | |
| 11/19 | PIT | 17 | 77/5:24 | Field Goal | 2 | 75/0:50 | Touchdown | | | | |
| 11/26 | at DEN | 13 | 79/6:24 | Touchdown | 13 | 80/5:52 | Touchdown | | | | |
| | | | | | 9 | 80/5:21 | Touchdown | | | | |
| 12/3 | at LAR | 9 | 75/4:42 | Touchdown | 2 | 79/0:49 | Touchdown | | | | |
| 12/10 | JAX | 6 | 75/3:21 | Touchdown | 9 | 75/3:42 | Touchdown | | | | |
| | | | | | 9 | 75/1:37 | Touchdown | | | | |
| 12/17 | CHI | 12 | 84/7:06 | Touchdown | 10 | 61/0:59 | Interception | | | | |
| 12/24 | at HOU | 18 | 94/9:39 | Touchdown | 10 | 61/1:58 | Touchdown | | | | |
| 12/28 | NYJ | | 79/5:32 | Touchdown | 6 | 75/3:04 | Touchdown | | | | |
| 1/7 | at CIN | 9 | 75/3:58 | Touchdown | 14 | 99/8:12 | Touchdown | | | | |

2023 LONGEST PLAYS

LONGEST PLAYS FROM SCRIMMAGE

| BROWNS | | |
|--------|---------------|----------------------------|
| YARDS | OPPONENT | PLAY |
| 75 | 12/24 at HOU | A. Cooper reception |
| 69 | 10/22 at IND | J. Ford rush |
| 69 | 9/18 at PIT | J. Ford rush |
| 59 | 11/5 vs. ARI | A. Cooper reception |
| 58 | 10/15 vs. SF | A. Cooper reception |
| 57 | 12/17 vs. CHI | M. Goodwin reception |
| 53 | 12/24 at HOU | A. Cooper reception |
| 51 | 12/17 vs. CHI | A. Cooper reception |
| 50 | 12/28 vs. NYJ | J. Ford reception |
| 49 | 11/5 vs. ARI | A. Cooper reception |
| 43 | 12/28 vs. NYJ | D. Njoku reception |
| 43 | 9/24 vs. TEN | A. Cooper reception |
| 42 | 12/17 vs. CHI | A. Cooper reception |
| 42 | 12/3 at LAR | E. Moore reception |
| 41 | 12/10 vs. JAX | Dav. Bell reception |
| 41 | 10/29 at SEA | D. Njoku reception |
| 41 | 10/29 at SEA | K. Hunt rush |
| 40 | 10/1 vs. BAL | P. Strong rush |
| 36 | 12/28 vs. NYJ | D. Njoku reception |
| 34 | 12/17 vs. CHI | D. Njoku reception |
| 34 | 12/10 vs. JAX | D. Njoku reception |
| 33 | 9/10 vs. CIN | E. Moore reception |
| 31 | 1/8 at CIN | Dav. Bell reception |
| 31 | 12/17 vs. CHI | D. Njoku reception |
| 30 | 12/10 vs. JAX | D. Njoku reception |
| 30 | 10/22 at IND | E. Moore reception |
| 29 | 9/24 vs. TEN | D. Peoples Jones reception |
| 29 | 9/18 at PIT | D. Njoku reception |
| 28 | 12/28 vs. NYJ | D. Njoku reception |
| 28 | 12/28 vs. NYJ | J. Akins reception |
| 28 | 11/12 at BAL | J. Ford rush |
| 28 | 11/12 at BAL | A. Cooper reception |
| 26 | 12/10 vs. JAX | J. Ford rush |
| 26 | 10/22 at IND | D. Njoku reception |
| 26 | 10/15 vs. SF | A. Cooper reception |
| 25 | 11/12 at BAL | A. Cooper reception |
| 25 | 9/24 vs. TEN | A. Cooper reception |
| 24 | 1/8 at CIN | Dav. Bell reception |
| 24 | 12/28 vs. NYJ | E. Moore reception |
| 24 | 12/3 at LAR | J. Ford reception |
| 23 | 12/24 at HOU | A. Cooper reception |
| 23 | 12/3 at LAR | H. Bryant reception |
| 23 | 11/12 at BAL | D. Njoku reception |
| 23 | 9/18 at PIT | A. Cooper reception |
| 22 | 12/28 vs. NYJ | E. Moore reception |
| 22 | 12/24 at HOU | A. Cooper reception |
| 22 | 12/3 at LAR | A. Cooper reception |
| 22 | 12/3 at LAR | E. Moore reception |
| 22 | 10/29 at SEA | A. Cooper reception |
| 22 | 10/15 vs. SF | J. Ford rush |
| 21 | 12/24 at HOU | A. Cooper reception |
| 21 | 12/24 at HOU | D. Njoku reception |
| 20 | 12/10 vs. JAX | E. Moore reception |
| 20 | 10/29 at SEA | A. Cooper reception |
| 20 | 10/15 vs. SF | M. Goodwin rush |
| 20 | 9/10 vs. CIN | A. Cooper reception |
| 20 | 9/18 at PIT | N. Chubb rush |

NO. OF 20-PLUS YARD PLAYS: 48 (9 RUSH, 39 PASS)
NO. OF 40-PLUS YARD PLAYS: 18 (4 RUSH, 14 PASS)

| OPPONENTS | | |
|-----------|---------------|-----------------------|
| YARDS | OPPONENT | PLAY |
| 75 | 10/22 at IND | M. Pittman reception |
| 74 | 11/19 vs. PIT | J. Warren rush |
| 71 | 9/18 at PIT | G. Pickens reception |
| 70 | 12/3 at LAR | P. Nacua reception |
| 59 | 10/22 at IND | J. Downs reception |
| 45 | 10/29 at SEA | K. Walker rush |
| 44 | 1/8 at CIN | J. Nixon rush |
| 43 | 10/29 at SEA | D. Metcalf reception |
| 43 | 10/1 vs. BAL | Z. Flowers reception |
| 40 | 11/12 at BAL | O. Beckham reception |
| 39 | 11/12 at BAL | K. Mitchell rush |
| 36 | 11/12 at BAL | M. Andrews rush |
| 36 | 10/1 vs. BAL | M. Andrews reception |
| 35 | 1/8 at CIN | C. Jones reception |
| 34 | 10/22 at IND | J. Downs reception |
| 33 | 10/15 vs. SF | B. Aiyuk reception |
| 33 | 9/24 vs. TEN | C. Moore reception |
| 32 | 11/12 at BAL | K. Mitchell rush |
| 31 | 12/3 at LAR | P. Nacua rush |
| 30 | 12/17 vs. CHI | T. Scott reception |
| 30 | 12/3 at LAR | D. Robinson reception |
| 30 | 9/18 at PIT | J. Warren rush |
| 32 | 10/22 at IND | A. Pierce reception |
| 27 | 1/8 at CIN | C. Brown rush |
| 27 | 12/17 vs. CHI | D. Moore reception |
| 27 | 10/29 at SEA | Nl. Fant rush |
| 27 | 10/15 vs. SF | C. McCaffrey rush |
| 26 | 9/24 vs. TEN | D. Hopkins reception |
| 25 | 1/8 at CIN | T. Irwin reception |
| 25 | 12/28 vs. NYJ | Bre. Hall rush |
| 25 | 10/15 vs. SF | B. Aiyuk reception |
| 25 | 9/18 at PIT | G. Pickens reception |
| 24 | 12/28 vs. NYJ | J. Brownlee reception |
| 24 | 10/22 at IND | J. Taylor rush |
| 23 | 12/10 vs. JAX | E. Ingram reception |
| 23 | 10/1 vs. BAL | M. Gordon reception |
| 23 | 9/18 at PIT | G. Pickens reception |
| 22 | 12/28 vs. NYJ | G. Wilson rush |
| 22 | 12/17 vs. CHI | R. Johnson rush |
| 22 | 10/1 vs. BAL | M. Gordon rush |
| 22 | 9/10 vs. CIN | J. Nixon rush |
| 21 | 12/28 vs. NYJ | Bre. Hall reception |
| 21 | 12/10 vs. JAX | Z. Jones reception |
| 21 | 12/3 at LAR | K. Williams rush |
| 21 | 12/3 at LAR | T. Higbee reception |
| 21 | 11/19 vs. PIT | J. Warren rush |
| 21 | 9/18 at PIT | N. Harris rush |
| 21 | 10/22 at IND | Z. Moss rush |
| 20 | 12/28 vs. NYJ | T. Conklin reception |
| 20 | 12/28 vs. NYJ | K. Yeboah reception |
| 20 | 12/17 vs. CHI | D. Moore reception |
| 20 | 12/3 at LAR | P. Nacua reception |
| 20 | 10/22 at IND | J. Downs reception |
| 20 | 10/22 at IND | J. Taylor receptions |

NO. OF 20-PLUS YARD PLAYS: 52 (16 RUSH, 33 PASS)
NO. OF 40-PLUS YARD PLAYS: 9 (3 RUSH, 6 PASS)

2023 LONGEST PLAYS

LONGEST KICK/PUNT RETURNS

| TYPE | YARDS | BROWNS | RETURNER |
|------|-------|---------------|-----------|
| | | OPPONENT | |
| KR | 33 | 11/12 at BAL | P. Strong |
| KR | 29 | 12/10 vs. JAX | P. Strong |
| KR | 26 | 9/24 vs. TEN | P. Strong |
| KR | 24 | 10/22 at IND | P. Strong |
| KR | 23 | 10/15 vs. SF | J. Darden |
| PR | 21 | 11/19 vs. PIT | J. Proche |

NO. OF 20-PLUS YARD RETURNS: 6 (5 KICKOFF, 1 PUNT)
NO. OF 40-PLUS YARD RETURNS: 0 (0 KICKOFF, 0 PUNT)

| TYPE | YARDS | OPPONENTS | RETURNER |
|------|-------|---------------|---------------|
| | | OPPONENT | |
| KR | 34 | 12/28 vs. NYJ | X. Gipson |
| KR | 28 | 10/15 vs. SF | R. McCloud |
| KR | 28 | 10/1 vs. BAL | D. Duvernay |
| PR | 28 | 10/1 vs. BAL | D. Duvernay |
| KR | 27 | 1/8 at CIN | C. Brown |
| KR | 27 | 9/10 vs. CIN | C. Evans |
| PR | 26 | 12/10 vs. JAX | P. Washington |
| KR | 24 | 10/29 at SEA | D. Eskridge |
| PR | 23 | 11/5 vs. ARI | G. Dortch |
| PR | 21 | 11/19 vs. PIT | C. Austin |
| KR | 21 | 9/24 vs. TEN | T. Spears |
| KR | 21 | 10/22 at IND | I. McKenzie |
| PR | 21 | 10/22 at IND | I. McKenzie |
| PR | 20 | 12/28 vs. NYJ | X. Gipson |
| KR | 20 | 12/10 vs. JAX | D. Johnson |
| KR | 20 | 11/12 at BAL | D. Duvernay |

NO. OF 20-PLUS YARD RETURNS: 13 (8 KICKOFF, PUNT)
NO. OF 40-PLUS YARD RETURNS: 0 (0 KICKOFF, 0 PUNT)