




CLEVELAND BROWNS

2 0 2 4 S E A S O N



AT



GAME RELEASE

CLEVELAND BROWNS AT DENVER BRONCOS

DECEMBER 2, 2024 • 8:15 PM



CLEVELAND BROWNS WEEKLY GAME RELEASE

MONDAY, DECEMBER 2, 2024 | 8:15 PM ET | EMPOWER FIELD AT MILE HIGH | DENVER, CO



AT



2024 SCHEDULE

REGULAR SEASON (3-8)

1	Sep. 8	DALLAS COWBOYS	L 17-33
2	Sep. 15	at Jacksonville Jaguars	W 18-13
3	Sep. 22	NEW YORK GIANTS	L 15-21
4	Sep. 29	at Las Vegas Raiders	L 16-20
5	Oct. 6	at Washington Commanders	L 13-34
6	Oct. 13	at Philadelphia Eagles	L 16-20
7	Oct. 20	CINCINNATI BENGALS	L 14-21
8	Oct. 27	BALTIMORE RAVENS	W 29-24
9	Nov. 3	LOS ANGELES CHARGERS	L 10-27
10		BYE WEEK	
11	Nov. 17	at New Orleans Saints	L 14-35
12	Nov. 21	PITTSBURGH STEELERS	W 24-19
13	Dec. 2	at Denver Broncos	8:15 PM/ESPN
14	Dec. 8	at Pittsburgh Steelers	1 PM/CBS
15	Dec. 15	KANSAS CITY CHIEFS	1 PM/CBS
16	Dec. 22	at Cincinnati Bengals	1 PM/FOX
17	Dec. 29	MIAMI DOLPHINS	8:20 PM/NBC
18	TBD	at Baltimore Ravens	TBD

BROWNS COMMUNICATIONS STAFF

PETER JOHN-BAPTISTE, CHIEF COMMUNICATIONS OFFICER
pjohnbaptiste@haslamsports.com, (440) 891-5015

DAN MURPHY, DIRECTOR, FOOTBALL COMMUNICATIONS
dmurphy@clevelandbrowns.com, (440) 824-3659

JORDYN WHITE, DIRECTOR, COMMUNITY & CORPORATE COMMUNICATIONS
jwhite@clevelandbrowns.com, (440) 824-6175

DOMINIQUE PAGE, MANAGER, COMMUNICATIONS
dpage@clevelandbrowns.com, (440) 891-5025

VICTORIA GUERRA, COORDINATOR, COMMUNICATIONS
vguerra@clevelandbrowns.com, (817) 905-7330

COLLIN THOMAS, INTERN, COMMUNICATIONS
cthomas@clevelandbrowns.com, (772) 233-8510

LIANNE RODRIGUEZ, FELLOW, COMMUNICATIONS
lrodriguez@haslamsports.com, (817) 367-6826

BROWNS ONLINE MEDIA CENTER

The Browns PR staff invites media members to utilize the Browns Media Center available at browns.1rmg.com.

The online media center is updated daily and includes information to better assist media cover the team. All information is available to view, download and print on the site and is available via desktop or mobile platform.

WEEK 13 AT BRONCOS

The Browns travel to Denver to face the Broncos on Monday night at 8:15 p.m. The Broncos lead the all-time regular season series 22-7, but the teams have a 2-2 record in their past four meetings. The Browns are 17-19 on Monday Night Football, including a 30-29 victory in Denver in the only other time the team's have met on Monday night.

BROADCAST INFORMATION

TELEVISION: ESPN

Play-by-Play: Joe Buck

Analyst: Troy Aikman

Sideline Reporter: Lisa Salters

NATIONAL RADIO: WESTWOOD ONE SPORTS

Game Announcers: Kevin Harlan and Kurt Warner

Studio Host: Rich Eisen

UNIVERSITY HOSPITALS CLEVELAND BROWNS RADIO NETWORK

92.3 The Fan (WKRC-FM), 850 ESPN Cleveland & WNCX (98.5 FM)

Play-by-Play: Andrew Siciliano

Analyst: Nathan Zegura

Sideline Reporter: Je'Rod Cherry

SIRIUSXM

83 or 225

UPCOMING MEDIA SCHEDULE

WEDNESDAY, NOVEMBER 27

12:00 p.m. - Kevin Stefanski available

12:45 p.m. - Open locker room

THURSDAY, NOVEMBER 28

Happy Thanksgiving!

FRIDAY, NOVEMBER 29

10:45 a.m. - Bubba Ventrone available

11:00 a.m. - Ken Dorsey available

11:15 a.m. - Kevin Stefanski available

12:00 p.m. - Open locker room

1:15 p.m. - Jim Schwartz available

1:45 p.m. - Practice*

SATURDAY, NOVEMBER 30

No scheduled availability

SUNDAY, DECEMBER 1

No scheduled availability

MONDAY, DECEMBER 2

8:15 p.m. - Cleveland Browns at Denver Broncos

NOTABLE STORYLINES

- The Browns are 1-0 in prime time games this season following a 24-19 victory over the Steelers on Thursday night last week. Since Kevin Stefanski was hired as head coach in 2020, the Browns are 7-4 (.636) in prime time games, including winning four of their past five contests.

- With heavy snow falling and trailing 19-18 with 3:22 remaining against the Steelers, QB Jameis Winston led the Browns on a nine-play 44-yard game-winning drive that resulted in a touchdown with 57 seconds left in the game. Winston finished the game with 219 passing yards and added his first rushing touchdown of the season. Since becoming the starting QB in Week 8, Winston is second in the NFL with an average of 295.8 passing yards per game, trailing only Cincinnati's Joe Burrow with 317.3.

- In the win over the Steelers, DE Myles Garrett recorded five tackles, three sacks and one forced fumble, which resulted in a turnover. He has five career games with at least three sacks, including two this season. He is the only NFL player with multiple games with at least three sacks this season. He is the only NFL player to record at least 10 sacks in each of the past seven seasons (2018-24). Garrett is the Browns all-time sack leader with 98.5 in 111 career games.

- RB Nick Chubb recorded two rushing touchdowns against the Steelers, including the game-winning score from 2-yards with under one minute remaining. Chubb is leading the team this season with three rushing touchdowns, despite only playing in five games. Since being drafted by the Browns in the second round in 2018, Chubb is second in the NFL in rushing yards (6,733), third in rushes of 10-plus yards (198) and leads all NFL RBs with a 5.14 rush average.

- CB Denzel Ward is leading the NFL this season with 17 passes defended, four more than the player in second. His 17 passes defended are the most by a Brown after the first 12 weeks of a season. He is also the only NFL player to record at least 10 passes defended in each of the past seven seasons (2018-24). Since entering the league as a first-round pick in 2018, Ward is first in the NFL with 93 passes defended.

- Earlier this season, TE David Njoku passed RB Greg Pruitt for the third-most receptions in Browns history. Njoku (327) now trails only WR Gary Collins (331) and TE Ozzie Newsome (662) on the list.

- WR Jerry Jeudy is leading the Browns in receptions (45) and receiving yards (645). Jeudy is third in the league with an average of 94.8 receiving yards per game since Week 8, trailing only Cincinnati's Ja'Marr Chase (109.0) and Seattle's Jaxon Smith-Njigba (109.0).

- S Rodney McLeod Jr. has scored two touchdowns this season. He returned a blocked field goal 50-yards for a touchdown at Philadelphia (10/13). It was the Browns first blocked field goal returned for a touchdown since Leigh Bodden on Nov. 13, 2005. He also returned a fumble 25-yards for a score at Las Vegas (9/29).

- P Corey Bojorquez is leading the NFL with 12 punts inside the 10-yard line and is tied for third in the league with 23 inside the 20-yard line. His 50.3 punt average ranks seventh in the league.

WHAT TO LOOK FOR THIS WEEK

TEAM

- The Browns look for a win to become 18-19 all-time on Monday night.
- The team looks for back-to-back wins for the first time this season.

TE DAVID NJOKU

- Five catches from passing Gary Collins (331) for the second most by a Brown.

DE MYLES GARRETT

- Needs one and a half sacks to reach 100 for career.
- Has two games with three sacks this season, the most in the NFL and can increase that accomplishment to three. Can tie Josh Hines-Allen (three) for the most since the start of the 2023 season.

CB DENZEL WARD

- Needs one pass breakup to tie single-season career high (18) and needs three pass breakups for 20 in a single season.
- Two tackles away from 300 in career.
- Ward is one game away from tying Joe Haden (28) for top of the Browns' all-time list of games with multiple pass breakups (27).
- Needs one interception to extend accomplishment as the only player in NFL with at least 10 pass deflections and two interceptions in first seven seasons.

WR JERRY JEUDY

- Aims for fifth game in a row with 70-or-more receiving yards.

IN LOVING MEMORY OF JIM DONOVAN



1956-2024

On Saturday, Oct. 26, Jim Donovan, "The Voice of the Cleveland Browns," passed away at the age of 68 after battling chronic lymphocytic leukemia. Donovan served as the radio voice of the Browns for 25 seasons, starting with the team's return in 1999.

"He touched the lives of our fans each and every Sunday with his love for the Browns and his brilliance at his craft," said Dee and Jimmy Haslam. "He will be greatly missed, but he cemented a legacy that will live on forever."

Over the course of his storied career, Donovan had signature calls that highlighted his career and are permanently etched in Browns lore. Donovan was inducted into the 2024 Class of Browns Legends on Sept. 22.

BROWNS GIVE BACK

The Browns have a unified and focused philanthropic mission with “Browns Give Back” that extends throughout Northeast Ohio. Led by Dee and Jimmy Haslam, Whitney and JW Johnson, COO David Jenkins, EVP/GM Andrew Berry and Head Coach Kevin Stefanski, the entire Browns organization - coaches, players and front office members - are dedicated to creating meaningful impact in the communities in which we live and work by investing their time and resources under the Browns Give Back platform.

The target of these endeavors devotes to three focus areas: **EDUCATION, YOUTH FOOTBALL** and **SOCIAL JUSTICE**.

PLAY LIKE A GIRL!

Bridgestone, the Cleveland Browns and nonprofit organization Play Like a Girl!® welcomed local high school girls flag football teams for a Field Day.

High school players ran flag football drills with Browns QB Dorian Thompson-Robinson and took part in a panel discussion featuring female leaders from the three organizers. Since 2021, the Browns have worked with Northeast Ohio Flag Football to elevate girls flag football to promote equality in high school sports. Over the past four seasons, the number of Northeast Ohio high schools with teams has grown from two to 51. The Browns are focused on pushing girls high school flag football to become a sanctioned varsity sport under the Ohio High School Athletic Association.



2024 NFL LATINO YOUTH HONORS

Browns' nominee, Edson Pacheco, was selected as one of eight finalists for the second annual NFL Latino Youth Honors, which recognizes outstanding high school tackle and flag football athletes from around the country for their academic and athletic excellence.



The Stay in the Game! Attendance Network works to campaign, connect and convene with experts and supporters to dramatically improve attendance for Ohio students. The Network was launched in 2019 by the Cleveland Browns Foundation, Ohio Department of Education and Workforce and Harvard's Proving Ground, and is now managed by Battelle. For the 2024-25 school year, the Network has partnered with **100+ school districts** to positively impact the lives of **400k+ students**.

MY CAUSE MY CLEATS

On Tuesday, November 12, the Cleveland Browns and the Stay in the Game! Attendance Network hosted a school visit at Orchard Park Academy where 10 students had the opportunity to help Stay in the Game! Ambassador, defensive tackle Maurice Hurst II, customize his cleats as part of the NFL's annual My Cause My Cleats initiative, which will be worn this week on Monday Night Football against the Denver Broncos.

The students and Hurst will work in collaboration with Cleveland shoe customizer Jonathan Hrusovsky to design Hurst's cleats supporting the Stay in the Game! Attendance Network, which aims to encourage regular attendance and eliminate chronic absenteeism in schools across Northeast Ohio.





Entering its ninth season, The NFL's My Cause My Cleats campaign will be celebrated during weeks 13 and 14 of the 2024 NFL season. My Cause My Cleats is a player-led campaign allowing players to connect with local artists to showcase causes and non-profit organizations on the field by wearing customized cleats. This year, **30 active Browns players will support their select causes** when the team travels to take on the Denver Broncos on Monday Night Football during week 13.



S D'ANTHONY BELL

MENTAL HEALTH AMERICA OF GEORGIA



G JOEL BITONIO

A KID AGAIN



LB MOHAMOUD DIABATE

MALI RISING FOUNDATION



G MICHAEL DUNN

CHRON'S & COLITIS FOUNDATION




CB MARTIN EMERSON JR.

EVERYTOWN



RB JEROME FORD

EVERYTOWN




CB MIKE FORD JR.

STUDENT ATHLETES LEADING TOMORROW (SALT)



DE MYLES GARRETT

NATIONAL MULTIPLE SCLEROSIS SOCIETY



DT SHELBY HARRIS

FIREICE FROGS CORPORATION



LB JORDAN HICKS

TRUE STRENGTH ABILITY AWARENESS



K DUSTIN HOPKINS

THE WELL FOUNDATION



LB KHALEKE HUDSON

KARLIE SHORT BETTER TOMORROW FOUNDATION




DT MAURICE HURST II

STAY IN THE GAME



WR JERRY JEUDY

TRISOMY 18 FOUNDATION




S RODNEY MCLEOD JR.

CHANGE OUR FUTURE




CB CAMERON MITCHELL

AMERICAN CANCER SOCIETY OHIO



CB GREG NEWSOME II

GLOVES UP GUNS DOWN



TE DAVID NJOKU

AMERICAN BURN ASSOCIATION



DE OGBO OKORONKWO

EASTERSEALS



LB WINSTON REID

AMERICAN CANCER SOCIETY OHIO



RB PIERRE STRONG JR.

ARKANSAS AUTISM FOUNDATION



LS REX SUNAHARA

TUNNEL TO TOWERS




QB DORIAN THOMPSON-ROBINSON

JESSE REES FOUNDATION: NEGU



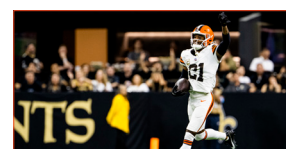
S JUAN THORNHILL

AMERICAN FOUNDATION FOR SUICIDE PREVENTION



WR CEDRIC TILLMAN

RANDOM ACTS OF KINDNESS EVERYWHERE (RAKE)



CB DENZEL WARD

MAKE THEM KNOW YOUR NAME




T JEDRICK WILLS JR.

URBAN LEGENDS OF GREATER CLEVELAND



QB JAMEIS WINSTON

JAMEIS WINSTON DREAM FOREVER FOUNDATION



QB BAILEY ZAPPE

BOYS AND GIRLS CLUB OF VICTORIA



G ZAK ZINTER

CHADTOUGH DREAM FOREVER FOUNDATION

THE HEAD COACHES

BROWNS HEAD COACH KEVIN STEFANSKI



Head Coach Kevin Stefanski became the 18th full-time head coach in franchise history on January 13, 2020. The two-time Associated Press NFL Coach of the Year led the Browns to two postseason appearances and two 11-win season becoming the second coach in club history to record multiple seasons with at least 11 regular season wins (Paul Brown, 1951 and 1953). In his first season, he led the club to their first playoff appearance since 2002 and first playoff victory in 26 years, earning him his first AP Coach of the Year. Prior to Cleveland, Stefanski spent 14 seasons with the Minnesota Vikings in various roles. Stefanski joined the Vikings in 2006 as an assistant to the head coach, assistant quarterbacks coach (2009-13), tight ends (2014-15) and lone season (2016) coaching running backs. From 2017-18, he coached the quarterbacks and added the role of interim offensive coordinator for the final three games in 2018 before being named the team's offensive coordinator in 2019. Stefanski played defensive back at University of Pennsylvania.

COACHES COMPARISON

Kevin Stefanski		Sean Payton
40-38 (.513)	Record as Head Coach	167-103 (.619)
40-38 (.513)	Record with Current Team	15-14 (.517)
3-8 (.273)	2024 Overall Record	7-5 (.583)
5th	Years as Head Coach with Team	2nd
5th	Years as Head Coach in NFL	17th
19th	Years in NFL	28th

BRONCOS HEAD COACH SEAN PAYTON



Sean Payton was appointed the 20th head coach of the Broncos franchise on Feb. 3, 2023. He began his NFL coaching career with the Eagles serving as QBs coach from 1997-98. He started his coaching career at the collegiate level with San Diego State from 1988-89 (Offensive asst.) and 1992-93 (RBs coach), Indiana State from 1990-91 (RBs/WRs coach), Miami of Ohio from 1994-95 (OC) and Illinois in 1996 (QB's coach). Payton spent time as part of the Giants in 1999 (QB's coach) and 2000-02 (OC), Cowboys from 2003-05 (Asst. HC/ QB's coach) and Saints from 2006-21 (HC). During his tenure with New Orleans, Payton led them to a Super Bowl XLIV championship in 2009 while also winning Coach of the Year in 2006 helping the team win 10 games and winning the NFC South division. Payton played football at Eastern Illinois (1983-86) and played in the CFL for two seasons.

WEEK 13 AFC NORTH SCHEDULE



PITTSBURGH VS. CINCINNATI
DEC. 1, 1 P.M. ET



PHILADELPHIA VS. BALTIMORE
DEC. 1, 4:25 P.M. ET



A LOOK AT THE NEXT GAME



CLEVELAND AT PITTSBURGH
DEC. 8, 1 P.M. ET



The oldest rivalry in the AFC will meet for the 147th time. The Cleveland Browns and the Pittsburgh Steelers are set to faceoff for the second time this year, in Week 14 of the regular season. In their last meeting, on November 21, 2024, the Browns came out on top with a 24-19 victory. Pittsburgh leads the series with a 81-64-1 record against Cleveland.

WEEK 14 AFC NORTH SCHEDULE



CINCINNATI AT DALLAS
DEC. 9, 8:15 P.M. ET



2024 NFL REGULAR SEASON RANKINGS




16.91 (30)	Points PG	22.0 (19)
292.5 (29)	Total YPG	313.5 (23)
88.2 (29)	Rushing YPG	111.6 (23)
204.3 (21)	Passing YPG	201.9 (22)
24.3 (22)	Points APG	16.8 (3)
345.0 (21)	Total Defensive YPG	296.0 (3)
130.6 (24)	Rushing Defensive YPG	96.2 (6)
214.4 (15)	Passing Defensive YPG	199.8 (9)
-7 (T27)	Turnover Ratio	+12 (T12)

SERIES HISTORY

ALL-TIME GAME RESULTS VS. DENVER BRONCOS

Team	Date	Result	Score
at Broncos	12/20/70	W	27-13
Broncos	10/24/71	L	0-27
at Broncos	10/29/72	W	27-20
Broncos	10/27/74	W	23-21
at Broncos	10/19/75	L	15-16
at Broncos	9/26/76	L	13-44
Broncos	11/12/78	L	7-19
Broncos	10/5/80	L	16-19
at Broncos	11/8/81	L (OT)	20-23
at Broncos	12/4/83	L	6-27
Broncos	9/16/84	L	14-24
^Broncos	1/11/87	L (OT)	20-23
^at Broncos	1/17/88	L	33-38
at Broncos	11/13/88	L	7-30
Broncos	10/1/89	W	16-13
^at Broncos	1/14/90	L	21-37
at Broncos	10/8/90	W	30-29
Broncos	12/8/91	L	7-17
Broncos	9/27/92	L	0-12
Broncos	11/7/93	L	14-29
at Broncos	10/30/94	L	14-26
at Broncos	10/15/00	L	10-44
at Broncos	12/14/03	L (OT)	20-23
Broncos	10/22/06	L	7-17
Broncos	11/6/08	L	30-34
at Broncos	9/13/09	L	6-27
at Broncos	12/23/12	L	12-34
Broncos	10/18/15	L (OT)	23-26
at Broncos	12/15/18	W	17-16
at Broncos	11/3/2019	L	19-24
Broncos	10/21/21	W	17-14
at Broncos	11/26/23	L	12-29
All-Time Regular Season Home		3-10-0	.231
All-Time Regular Season Away		4-12-0	.250


THE LAST TIME VS. DENVER



BROWNS 12
BRONCOS 29

Nov. 26, 2023

Mile High Stadium, Denver, CO



TEAM	1	2	3	4	F
Cleveland	0	6	6	0	12
Denver	7	7	3	12	29

SCORING SUMMARY

TEAM	Q	TIME	PLAY
Broncos	1	8:14	S.Perine 3 yd. run (W.Lutz kick) (9-80, 5:21)
Broncos	2	11:11	R.Wilson 2 yd. run (W.Lutz kick) (13-80, 5:52)
Browns	2	5:59	D.Hopkins 36 yd. Field Goal (13-57, 5:12)
Browns	2	0:22	D.Hopkins 24 yd. Field Goal (11-67, 2:42)
Browns	3	6:42	H.Bryant 2 yd. pass from D.Thompson-Robinson (pass failed) (13-79, 6:24)
Broncos	3	1:25	W.Lutz 23 yd. Field Goal (9-70, 5:17)
Broncos	4	13:29	A.Trautman 8 yd. pass from R.Wilson (W.Lutz kick) (4-20, 1:25)
Broncos	4	4:19	W.Lutz 34 yd. Field Goal (7-42, 4:05)
Broncos	4	2:19	P.Walker sacked in end zone by Z.Allen, N.Bonitto for a Safety

TEAM STATISTICS	CLE	DEN
FIRST DOWNS:	12	20
TIME OF POSSESSION:	28:33	31:27
TOTAL NET YARDS: (RU/PA):	249 (172/77)	259 (96/163)
SACKS/YARDS	1/2	3/29
PUNTS/AVERAGE:	9/39.4	8/47.5
PENALTIES/YARDS:	6/46	1/10
FUMBLES/LOST:	0/0	0/0

INDIVIDUAL STATISTICS

PASSING: CLE: D. Thompson-Robinson 29-14-134 (1 TD); P. Walker 13-6-56 DEN: R. Wilson 22-13-134

RUSHING: CLE: J. Ford 9-65, K. Hunt 7-22, D. Thompson-Robinson 1-21; DEN: J. Williams 18-65, S. Perine 7-55, R. Wilson 11-34, M. Mims 1-11, J. McLaughlin 2-4.

RECEIVING: CLE:D. Njoku 6-59, C. Tillman 4-55, J. Ford 4-14, E. Moore 3-44, A. Cooper 2-16, H. Bryant 1-2; DEN: C. Sutton 3-61, J. Williams 3-6, M. Mims 2-24, J. Jeudy 2-11, L. Humphrey 1-13, S. Perine 1-11, A. Trautman 1-8.



STANDOUT PERFORMANCES VS. BRONCOS

DENZEL WARD

Career vs. Den. (1-1)

2 tackles

2 assists

1 pass defended

1 fumble recovered



JUAN THORNHILL

Career vs. Den. (8-1)

30 tackles

13 assists

2 interceptions

1.0 sack

3 passes defended



DEVIN BUSH

Career vs. Den. (2-0)

7 tackles

1 assist

1.0 sack



RODNEY MCLEOD JR.

Career vs. Den. (4-0)

9 tackles

4 assists

1 interception

1 pass defended



DUSTIN HOPKINS

Career vs. Den. (3-2)

10/11 FG

9/9 XP

1 game winning FG
10/17/22 vs. Den.



GREG NEWSOME II

Career vs. Den. (1-1)

8 tackles

2 assists

2 passes defended



COLLEGE CONNECTIONS

CLE WR Jerry Jeudy (2017-19)		DEN CB Pat Surtain II (2018-20)
CLE DT Dalvin Tomlinson (2013-16)		DEN CB Levi Wallace (2014-17)
CLE T Jedrick Wills Jr. (2017-19)		
CLE RB Jerome Ford (2018-19)		
CLE DE Isaiah McGuire (2019-22)		DEN CB Kris Abrams-Draine (2020-23)
CLE S Ronnie Hickman Jr. (2020-22)		DEN OLB Jonathon Cooper (2016-20)
CLE CB Denzel Ward (2015-17)		
CLE DE Ogbo Okoronkwo (2014-17)		DEN G Ben Powers (2016-18)
CLE RB D'Onta Foreman (2014-16)		DEN WR Lil'Jordan Humphrey (2016-18)
CLE QB QB Dorian Thompson-Robinson (2018-22)		DEN TE Greg Dulcich (2018-21)
CLE LB Mohamoud Diabate (2022)		DEN OLB Jonah Elliss (2021-23)
		DEN WR Devaughn Vele (2019-23)

COLORADO TIES

- Browns **Senior Offensive Assistant Bill Musgrave** is from Grand Junction.
- Browns **LB Jordan Hicks** was born in Colorado Springs.

FORMER BROWNS

- Broncos **Senior Offensive Assistant Pete Carmichael** was the tight ends coach and offensive assistant for the Browns in 2000.
- Broncos **Defensive Pass Game Coordinator and Defensive Backs Coach Jim Leonhard** played one season for the Browns in 2014.

FORMER BRONCOS

- Browns **DT Shelby Harris** played for the Broncos from 2017-21.
- Browns **WR Jerry Jeudy** was drafted in the first round (15th overall) of the 2020 NFL Draft by the Broncos and played four seasons from 2020-23.
- Browns **CB Mike Ford Jr.** played for the Broncos in 2021.
- Browns **Senior Offensive Assistant Bill Musgrave** was the Broncos offensive coordinator from 2017-18.

PLAYER CONNECTIONS

- Browns **Cornerbacks Coach Brandon Lynch** coached Broncos **CB Ja'Quan McMillan** while at East Carolina for his freshman season in 2019.
- Browns **Passing Game Specialist and Tight Ends Coach Tommy Rees** coached at Notre Dame during two stints with the Irish during Broncos **T Mike McGlinchey's** freshman season in 2014 and senior season in 2017.
- Browns **Assistant Special Teams Coach Stephen Bravo-Brown** coached at Wake Forest in 2016 during Broncos **ILB Justin Strnad** freshman season with the Demon Deacons.
- Broncos **Running Backs Coach Lou Ayeni** coached in the same role and served as a recruiting coordinator from 2018-22 at Northwestern while Browns **CBs Cameron Mitchell** (2019-22) and **Greg Newsome II** (2018-20) both played for the Wildcats.
- Broncos **Wide Receivers Coach Keary Colbert** was an offensive analyst at Alabama from 2014-15 during Browns **DT Dalvin Tomlinson's** (2013-16) time with the Crimson Tide.
- Broncos **Defensive Quality Control Coach Addison Lynch** was a quality control assistant at Florida State from (2012-17) during Browns **QB Jameis Winston's** time with the Seminoles from 2012-14.

FORMER NFL TEAMMATES

CLE LB Jordan Hicks (2020-21)		DEN DL Zach Allen (2019-22)
CLE P Corey Bojorquez (2018-20)		DEN CB Levi Wallace (2018-21)
CLE G G Wyatt Teller (2018)		
CLE TE Jordan Akins (2018-22)		DEN CB Tremon Smith (2021-22)
CLE DE Ogbo Okoronkwo (2022)		
CLE T Geron Christian (2021)		
CLE S Juan Thornhill (2019-22)		DEN FB Michael Burton (2021-22)
		DEN CB Tremon Smith (2018-19)
CLE DE Ogbo Okoronkwo (2018-21)		DEN DL John Franklin-Meyers (2018, 19)
CLE T Geron Christian (2022)		DEN S Brandon Jones (2020-23)
CLE RB Pierre Strong Jr. (2022)		DEN WR Lil'Jordan Humphrey (2022)
CLE QB Bailey Zappe (2022-23)		DEN QB Jarrett Stidham (2019-21)
CLE QB Jameis Winston (2020-23)		DEN FB Michael Burton (2020)
		DEN K Wil Lutz (2016-22)
		DEN WR Lil'Jordan Humphrey (2019-21)
		DEN TE Adam Trautman (2020-22)
		DEN DT Malcolm Roach (2020-23)
		DEN G Calvin Throckmorton (2020-22)
CLE DT Dalvin Tomlinson (2017-2020)		DEN P Riley Dixon (2018-21)
		DEN T Matt Peart (2020-23)
CLE WR Elijah Moore (2021-22)		DEN DL John Franklin-Meyers (2020-23)
		DEN QB Zach Wilson (2021-23)
CLE LB Devin Bush (2019-22)		DEN CB Levi Wallace (2022-23)
CLE DT Maurice Hurst (2021-22)		DEN DT D.J. Jones (2017-21)
		DEN T Mike McGlinchey (2018-22)
CLE DT Shelby Harris (2022)		DEN ILB Cody Barton (2019-22)
CLE T Germain Ifedi (2016-19)		
CLE C Ethan Pocic (2017-21)		
CLE K Dustin Hopkins (2015-21)		DEN ILB Cody Barton (2023)
CLE T Geron Christian (2018-20)		DEN FB Michael Burton (2019)
CLE LB Khaleke Hudson (2020-23)		

OHIO TIES

- Broncos **OLB Jontathon Cooper** is from Gahanna.
- Broncos **Assistant Offensive Line Coach Austin King** is from Cincinnati.

COACHING CONNECTIONS

- Broncos **Head Coach Sean Payton** coached quarterbacks for the Philadelphia Eagles from 1997-98 during Browns **RB Duce Staley's** first two seasons playing for the Eagles. Browns **Senior Offensive Assistant Bill Musgrave** also coached for the Eagles in 1998.
- Browns **Linebackers Coach Jason Tarver** and Broncos **Defensive Coordinator Vance Joseph** coached together for the San Francisco 49ers from 2005-10. Browns **Offensive Coordinator Ken Dorsey** played for the 49ers from 2003-05.
- Browns **Defensive Line Coach Jacques Cesaire** played for the San Diego Chargers from 2003-11 when Broncos **Senior Offensive Assistant Pete Carmichael** coached for the Chargers from 2002-05.

OFFENSIVE STARTERS

WR

CEDRIC TILLMAN

Third round pick by the Browns in 2023... Father, Cedric, played WR in the NFL for four seasons.

LT

JEDRICK WILLS JR.

Started all 17 games in 2022 and eight in 2023 before a knee injury ended his season... First round pick by the Browns in 2020.

LG

JOEL BITONIO

Longest tenured Brown...Selected to six Pro Bowls, tied for the fourth-most in team history, trailing only Pro Football Hall of Famers Joe Thomas (10), Jim Brown (9) and Lou Groza (9)... Five-time All-Pro honoree... Second round pick in 2014.

C

ETHAN POCIC

Signed with the Browns as an unrestricted free agent in 2022... Originally a second-round pick by Seattle in 2017.

RG

WYATT TELLER

Three-time Pro Bowl selection and two-time All-Pro honoree... Selected by Buffalo in the fifth round in 2018 and traded to the Browns in 2019.

RT

JACK CONKLIN

Two-time first team All-Pro selection... Originally selected by Tennessee in the first round of the 2016 draft and joined the Browns as an unrestricted free agent in 2020.

TE

DAVID NJOKU

Earned first career Pro Bowl nod in 2023... Second in Browns history for touchdown catches and receptions by a tight end, trailing only Pro Football Hall of Famer Ozzie Newsome... First round pick by the Browns in 2017.

QB

JAMEIS WINSTON

Selected to one Pro Bowl... Amassed more than 5,000 passing yards in 2019... First overall pick by Tampa Bay in 2015 and joined the Browns as an unrestricted free agent in 2024... 2013 Heisman Trophy Winner.

RB

NICK CHUBB

Selected to four consecutive Pro Bowls...Finished 2022 with a career-high 1,525 rushing yards, joining Jim Brown as the only Browns to surpass 1,500 rushing yards in a season...Finished second in the NFL in rushing yards in 2019 and 2021, while finishing third in 2022...Second round draft pick by the Browns in 2018.

WR

ELIJAH MOORE

Set career highs in receptions and receiving yards during first season with the Browns in 2023... Led the Jets in receiving yards as a rookie in 2021... Second round pick by the Jets in 2021 and acquired by the Browns via trade in 2023.

WR

JERRY JEUDY

Joined the Browns via trade prior to the 2024 season and inked a three-year extension... Originally a first-round pick by Denver in 2020... Won the 2018 Biletnikoff Award for the most outstanding receiver in college football.

OFFENSIVE KEY RESERVES

TE

JORDAN AKINS

Joined the Browns as a unrestricted free agent in 2023... Led all NFL tight ends with an average of 13.4 yards per reception in 2022... Originally a third round pick by the Texans in 2018... Also a third round selection in the 2010 Major League Baseball Draft by the Texas Rangers and played in 321 career minor league games.

RG

MICHAEL DUNN

Signed with the Browns as a free agent in 2020.

T

GERMAIN IFEDI

Joined the Browns as a free agent in 2024...Originally selected by the Seahawks in the first round of the 2016 NFL Draft.

RB

PIERRE STRONG JR.

Appeared in all 17 games with the Browns as a reserve in 2023... Fourth round pick by New England in 2022 and acquired by Cleveland via traded prior to the 2023 season... Led the NCAA Division 1 FCS in rushing with 1,668 yards his senior season.

QB

DORIAN THOMPSON-ROBINSON

Fifth round pick by the Browns in 2023.

RB

JEROME FORD

Led the Browns in rushing in 2023... Tied for team lead in 2023 with nine total touchdowns (five receiving and four rushing)... Fifth round pick by the Browns in 2022.

SPECIALISTS

K

DUSTIN HOPKINS

Browns single season record holder with 33 made field goals in 2023... Inked three-year extension in July 2024... Set NFL record with at least one 50-plus yard field goal in five consecutive games in 2023... Drafted by the Bills in the sixth round in 2013 and acquired by the Browns via trade prior to the start of the 2023 season.

P

COREY BOJORQUEZ

Set Browns single-season record with 49.4 average in 2023... Kicks with his left foot but is right-handed... Originally signed by the Patriots as an undrafted free agent in 2018 and joined the Browns as an unrestricted free agent in 2022.

LS

REX SUNAHARA

Joined the Browns as a free agent in 2024.

DEFENSIVE STARTERS

DE MYLES GARRETT

2023 NFL Defensive Player of the Year... Five-time Pro Bowler and five-time All-Pro honoree... Only NFL player to record at least 14 sacks each season from 2021-23 and the only NFL player to record at least 10 sacks each season from 2018-23... Browns career sack leader... First overall pick in 2017.

DT DALVIN TOMLINSON

Joined the Browns as an unrestricted free agent in 2023... Logged more than 100 career regular season games... Second round pick by the Giants in 2017.

DT SHELBY HARRIS

Joined the Browns as a free agent in 2023... Logged more than 100 career regular season games... Seventh round pick by the Raiders in 2014.

DE OGBO OKORONKWO

Joined the Browns as an unrestricted free agent in 2023... Helped the Rams win Super Bowl LVI... Fifth round pick by the Rams in 2018.

LB MOHAMOUD DIABATE

Made the Browns as an undrafted free agent in 2023.

LB JORDAN HICKS

Joined the Browns as an unrestricted free agent in 2024... Has recorded at least 100 tackles in each of the past five seasons (2019-23)... Drafted by Philadelphia in the third round in 2015.

CB DENZEL WARD

Three-time Pro Bowl honoree... First player since 1999 (when passes defended became an official statistic) to have at least 10 passes defended and two interceptions in each of his first six seasons... One of two NFL players to record at least two interceptions every season since 2018.

CB GREG NEWSOME II

First round pick by the Browns in 2021... Tied for team lead with a career-high 14 passes defended in 2023.

CB MARTIN EMERSON JR.

One of three NFL players to record at least 14 passes defended in 2022 and 2023, joining CB Darius Slay and CB Darius Williams... Led Browns with four interceptions and tied for team lead with 14 passes defended in 2023... Third round pick by the Browns in 2022.

S GRANT DELPIT

Inked three-year extension in December 2023...Was leading the Browns in several categories including tackles before suffering a season-ending injury in Week 14 of 2023... Second round pick by the Browns in 2020.

S JUAN THORNHILL

Two-time Super Bowl champion... Joined the Browns as an unrestricted free agent in 2023... Second round pick by Kansas City in 2019.

DEFENSIVE KEY RESERVES

CB CAMERON MITCHELL

Fifth round pick by the Browns in 2023.

S RODNEY MCLEOD JR.

Joined the Browns as a free agent in 2023... Logged more than 150 career games... Helped the Eagles win Super Bowl LII... Originally signed by the Rams as an undrafted free agent in 2012.

LB DEVIN BUSH

Joined the Browns as an unrestricted free agent in 2024... First round draft pick by the Steelers in 2019.

S RONNIE HICKMAN

Made the Browns as an undrafted free agent in 2023... Recorded one interception as a rookie.

DT MAURICE HURST II

Joined the Browns as a free agent in 2023... Second round pick by the Raiders in 2018.

DE ISAIAH MCGUIRE

Fourth round pick by the Browns in 2023.

TEAM NOTES

- The Browns roster has nine players who have received Pro Bowl honors. G Joel Bitonio earned his sixth-straight Pro Bowl nod in 2023, the most by any current Brown.

BROWNS PRO BOWLERS

G Joel Bitonio (6)	2018, 2019, 2020, 2021, 2022, 2023
DE Myles Garrett (5)	2018, 2020, 2021, 2022, 2023
RB Nick Chubb (4)	2019, 2020, 2021, 2022
CB Denzel Ward (3)	2018, 2021, 2023
QB Deshaun Watson (3)	2018, 2019, 2020
G Wyatt Teller (3)	2021, 2022, 2023
TE David Njoku (1)	2023
LB Jeremiah Owusu-Koramoah (1)	2023
QB Jameis Winston (1)	2015



- The current Browns roster has 12 former first round picks including six top-10 picks.

FORMER FIRST ROUNDERS

Round (Overall)	Player	Team	Year
1 (1)	QB Jameis Winston	Buccaneers	2015
1 (8)	T Jack Conklin	Titans	2016
1 (31)	T Germain Ifedi	Seahawks	2016
1 (1)	DE Myles Garrett	Browns	2017
1 (12)	QB Deshaun Watson	Texans	2017
1 (29)	TE David Njoku	Browns	2017
1 (4)	CB Denzel Ward	Browns	2018
1 (10)	LB Devin Bush	Steelers	2019
1 (10)	T Jedrick Wills Jr.	Browns	2020
1 (15)	WR Jerry Jeudy	Broncos	2020
1 (20)	WR Kadarius Toney*	Giants	2021
1 (26)	CB Greg Newsome II	Browns	2021

* on practice squad

AWARDS & HONORS

- Jameis Winston - Week 8 AFC Offensive Player of the Week
- Rodney McLeod Jr. - 2024 Browns Art Rooney Sportsmanship Award Winner

DEFENSIVE NOTES

- The Browns have gone 22 straight games without allowing a 300-yard passer, tied with Denver for the second-longest active streak behind Kansas City (36).
- The Browns defense is currently leading the league in third down percentage in the second half.

Third Down Percentage in the Second Half

Team	Att.	Conv.	3rd%
1. Cleveland Browns	63	15	23.8%
2. Tennessee Titans	64	17	26.6%
3. Buffalo Bills	62	18	29.0%
4. Chicago Bears	72	22	30.6%



- Since the Browns hired Defensive Coordinator Jim Schwartz in 2023, the Browns rank first in opponent first downs allowed, first in third down percentage and third in total yards allowed per game.

First Downs Allowed Since 2023

Team	Total 1st. Downs
1. Cleveland Browns	445
2. Pittsburgh Steelers	498
3. Kansas City Chiefs	500

Third Down Percentage Since 2023

Team	Att.	Conv.	3rd%
1. Cleveland Browns	373	116	31.1%
2. Detroit Lions	326	112	34.4%
3. Denver Broncos	370	128	34.6%

Total Yards Per Game Since 2023

Team	Yd/G
1. Kansas City Chiefs	294.1
2. New York Jets	297.3
3. Cleveland Browns	299.6



- DE Myles Garrett's 98.5 career sacks are the most by a Brown all time.

Most Career Sacks by a Brown

Player	Games	Sacks
1. Myles Garrett	111	98.5
2. Clay Matthews	232	62.0
3. Michael Dean Perry	109	51.5

- DE Myles Garrett's 98.5 sacks are the second-most recorded in the NFL since 2017.

Most NFL Sacks Since 2017

Player	Team	Games	Total
1. T.J. Watt	Pittsburgh Steelers	115	104.0
2. Myles Garrett	Cleveland Browns	111	98.5
3. Aaron Donald	L.A. Rams	106	83.0

- DE Myles Garrett is currently tied for third in the NFL with 10.0 sacks this season.

Most Sacks in 2024

Player	Team	Total
1. Trey Hendrickson	Cincinnati	11.5
2. Danielle Hunter	Houston	10.5
3t. Myles Garrett	Cleveland	10.0
3t. Nik Bonitto	Denver	10.0
5. Will Anderson Jr.	Houston	9.5

- DE Myles Garrett becomes the seventh player in NFL history to record at least 10 sacks in seven consecutive seasons.

NFL Players with at least 10 Sacks for Seven Consecutive Seasons

Player	Team	Years
Reggie White*	Philadelphia Eagles	1985-95
John Randle*	Minnesota Vikings	1992-99
DeMarcus Ware*	Dallas Cowboys	2006-12
Jared Allen	Minnesota Vikings	2007-13
Bruce Smith*	Buffalo Bills	1992-98
Lawrence Taylor*	N.Y. Giants	1984-90
Myles Garrett	Cleveland Browns	2018-24

*Member of Pro Football Hall of Fame

GARRETT BY THE NUMBERS

1 game with at least 4.0 sacks.

5 games with at least 3.0 sacks.

20 games with at least 2.0 sacks.

28 games with at least 1.5 sacks.

5x Pro-Bowler.



- In his 102nd career game, DE Myles Garrett's one sack at Jacksonville tied J.J. Watt as the third-fastest player to reach 90 career sacks.

Fewest NFL games to reach 90 career sacks

Player	Team	Games
1. Reggie White	Philadelphia Eagles	82
2. T.J. Watt	Pittsburgh Steelers	98
3t. Myles Garrett	Cleveland Browns	102
3t. J.J. Watt	Houston Texans	102



CHUBB BY THE NUMBERS

30 100-yard rushing games (second most in team history).

51 career rushing touchdowns (third most in team history).

12 career games with at least two rushing touchdowns.

2 career games with three rushing touchdowns.

18-8 (.692) team record when recording at least 20 rushing attempts.

4x Pro-Bowler.



• RB Nick Chubb's 6,733 rushing yards is the second most in the NFL since 2018.

Most NFL Rushing Yards since 2018

Player	Team	Games	Total
1. Derrick Henry	Ten., Bal.	100	9,593
2. Nick Chubb	Cleveland	82	6,733
3. Saquon Barkley	NYG, Phi.	85	6,603

• RB Nick Chubb has the highest amount of fourth quarter rushes of 10+ yards in the NFL since 2018 with 62.

Most 4th Quarter Rushes of 10+ Yards since 2018

Player	Team	Total
1. Nick Chubb	Cleveland	62
2. Derrick Henry	Ten., Bal.	50
3. Lamar Jackson	Baltimore	45
4. Saquon Barkley	NYG, Phi	44

• RB Nick Chubb is third all-time in NFL career rushing average with 5.14 yards per carry.

Highest Career NFL RB Rushing Average

Player	Team	Total
1. Jamal Charles	K.C., Den., Jax.	5.38
2. Jim Brown	Cleveland	5.22
3. Mercury Morris	Mia., SD	5.15
4. Nick Chubb	Cleveland	5.14

• RB Nick Chubb is third all-time in career rushing yards by a Brown with 6,733.

Most Career Rushing Yards by a Brown

Player	Years	Games	Total
1. Jim Brown	1957-65	118	12,312
2. Leroy Kelly	1964-73	136	7,274
3. Nick Chubb	2018-24	82	6,733
4. Mike Pruitt	1976-84	124	6,540
5. Greg Pruitt	1973-81	118	5,496





• On Oct. 20, 2024 against the Cincinnati Bengals, TE David Njoku tied a career-high with 10 receptions for 76 yards and a touchdown. Njoku recorded two receptions from three different QBs, the first player to do since Bears WR Marty Booker on Dec. 28, 2003.

• TE David Njoku's 27 career receiving touchdowns are second all-time behind Ozzie Newsome for most career receiving touchdowns by a Browns TE.

Most Career Receiving TDs by a Browns TE

Player	Years	Total
1. Ozzie Newsome	1978-90	47
2. David Njoku	2017-24	27
3. Milt Morin	1966-75	16

• TE David Njoku's 327 career receptions are second all-time behind Ozzie Newsome for most career receptions by a Browns TE.

Most Career Receptions by a Browns TE

Player	Years	Total
1. Ozzie Newsome	1978-90	662
2. David Njoku	2017-24	327
3. Milt Morin	1966-75	271



• TE David Njoku is third all-time in career receiving yards by a Browns TE with 3,609.

Most Career Receiving Yards by a Browns TE

Player	Years	Total
1. Ozzie Newsome	1978-90	7,980
2. Milt Morin	1966-75	4,208
3. David Njoku	2017-24	3,609

• TE David Njoku's 27 receiving touchdowns are the second most receiving touchdowns by a Brown since 1999.

Most Receiving TDs by a Brown since 1999

Player	Years	Total
1. Braylon Edwards	2005-09	28
2. David Njoku	2017-24	27
3. Kevin Johnson	1999-03	23



1x Pro-Bowler.

• In 2023, TE David Njoku was selected to his first Pro Bowl after setting career highs for receptions (81), receiving yards (882) and receiving touchdowns (six).

• TE David Njoku's 327 career receptions are most all-time by a Brown since the team returned in 1999.

Most Receptions by a Brown since 1999

Player	Years	Total
1. David Njoku	2017-24	327
2. Kevin Johnson	1999-03	315
3. Jarvis Landry	2018-21	288

• TE David Njoku is third in receiving yards by a Brown since 1999.

Most Receiving Yards by a Brown since 1999

Player	Years	Total
1. Kevin Johnson	1999-03	3,836
2. Braylon Edwards	2005-09	3,697
3. David Njoku	2017-24	3,609
4. Jarvis Landry	2018-21	3,560
5. Dennis Northcutt	2000-06	3,4384



WARD BY THE NUMBERS


4 career defensive touchdowns (two INT, two fumble recoveries).

27 career games with at least two passes defended.

7 career games with at least three passes defended.

1 career game with four passes defended.

16 career interceptions.

3x Pro-Bowler. 

• CB Denzel Ward leads the league this season with 17 passes defended this season.

Most Passes Defended in 2024

Player	Team	Total
1. Denzel Ward	Cleveland Browns	17
2. Brian Branch	Detroit Lions	13
3t. Marlon Humphrey	Detroit Lions	12
3t. Derek Stingley Jr.	Houston Texans	12
3t. Alontae Taylor	New Orleans Saints	12



• CB Denzel Ward is second behind Frank Minnifield (4) for most Pro Bowls by a Browns cornerback with three.

Most Pro Bowls by a Browns Cornerback

Player	Years	Total
1. Frank Minnifield	1986-89	4
2t. Denzel Ward	2018, 2021, 2023	3
2t. Hanford Dixon	1986-88	3

• CB Denzel Ward is second in the NFL for most passes defended since 2018 with 93.

Most Passes Defended since 2018

Player	Team (s)	Total
1. Denzel Ward	Cleveland	93
2. James Bradberry	Car., NYG, Phi.	92
3. Carlton Davis	Detroit	83
4. Darius Slay	Det., Phi.	82
5. Marlon Humphrey	Baltimore	77

• The first NFL player since 1999 to have at least 10 passes defended and two interceptions in each of his first six seasons.



• CB Denzel Ward is second in career passes defended by a Brown with 93 behind Joe Haden (101).

Most Career Passes Defended by a Brown

Player	Years	Games	Total
1. Joe Haden	2010-16	90	101
2. Denzel Ward	2018-24	86	93
3t. Daylon McCutcheon	1999-05	103	53
3t. Eric Turner	1991-95	63	53

*Passes defended didn't become an official NFL statistic until 1994.



• P Corey Bojorquez leads the league this season with 2,920 punt yards.

Most Punt Yards in 2024

Player	Team	Yards
1. Corey Bojorquez	Cleveland	2,920
2. Bryce Baringer	New England	2,874
3. Ryan Stonehouse	Tennessee	2,679
4. Tommy Townsend	Houston	2,612
5. Rigoberto Sanchez	Indianapolis	2,602

• P Corey Bojorquez is tied for first league this season with 12 punts inside the 10.

Most Punts inside the 10 in 2024

Player	Team	In10
1t. Corey Bojorquez	Cleveland	12
1t. Tommy Townsend	Houston	12
3. Riley Dixon	Denver	11

• P Corey Bojorquez is tied for third in the league this season with 25 punts inside the 20.


Most Punts inside the 20 in 2024

Player	Team	In20
1. Tommy Townsend	Houston	31
2. Matthew Hayball	New Orleans	27
3t. Corey Bojorquez	Cleveland	25
3t. Bryce Baringer	New England	25
5t. Logan Cooke	Jacksonville	24
5t. Riley Dixon	Denver	24

• P Corey Bojorquez has the longest punt in the NFL this season, hitting an 84-yard punt at Las Vegas on Sept. 29, 2024.

2024 Single Game Punting Leaders

Player	Team	Date	Lg
1. Corey Bojorquez	Cleveland	9/29/24 at LV	84
2. Ryan Rehkow	Cincinnati	9/8/24 vs. NE	80
3t. Thomas Morstead	New York Jets	10/31/24 vs. Hou.	75
3t. Ryan Stonehouse	Tennessee	10/13/24 vs. Ind.	75
3t. Bryce Baringer	New England	11/10/24 at Chi.	75



• For the second straight year, P Corey Bojorquez marked the highest single season punting average by a Brown with 49.4 yards in 2023.

Highest Single-Season Punting Avg. by a Brown

Player	Year	Total
1. Corey Bojorquez	2023	49.4
2. Corey Bojorquez	2022	48.5
3. Britton Colquitt	2017	47.6

G JOEL BITONIO

- G Joel Bitonio's six Pro Bowl selections are tied for the fourth-most in team history, trailing only Pro Football Hall of Famers Joe Thomas (10), Jim Brown (9) and Lou Groza (9).

Most Pro Bowl Selections by a Brown

Player	Years	Total
1. Joe Thomas*	2008-17	10
2t. Jim Brown*	1958-66	9
2t. Lou Groza*	1951-56, 1958-60	9
4t. Joel Bitonio	2018-23	6
4t. Leroy Kelly*	1967-72	6
4t. Gene Hickerson*	1966-71	6
4t. Dick Schafrath	1964-69	6

*Member of Pro Football Hall of Fame



6x Pro-Bowler.      

- G Joel Bitonio is tied for 15th all-time in games played by a Brown.

Most Games Played by a Brown

Player	Years	Total
12. Joe Thomas	2007-17	167
13. Robert Jackson	1975-85	160
14. Joel Bitonio	2014-24	155
15. Charley Hughlett	2014-24	152
16. Tom DeLeone	1974-84	149
17. Eddie Johnson	1981-90	147
18. Jerry Sherk	1970-81	147
19t. Charlie Hall	1971-80	146
19t. Cody Risien	1979-89	146
19t. Paul Wiggin	1957-67	146

- G Joel Bitonio is second behind T Joe Thomas (167) in most starts by a Brown since 1999 with 155.

Most Starts by a Brown since 1999

Player	Years	Total
1. T Joe Thomas	2007-17	167
2. G Joel Bitonio	2014-24	155
3. DE Myles Garrett	2017-24	108
4. DE Orpheus Roye	2000-07	102
5. C Alex Mack	2009-15	101

K DUSTIN HOPKINS

- K Dustin Hopkins' four field goals of 50-plus yards are tied for fourth-most by a Brown in a season. Last season, Hopkins set the team record with eight.

Most Career 50-yard FGs by a Brown in a season

Player	Year	Games	Total
1. Dustin Hopkins	2023	15	8
2t. Phil Dawson	2011	16	7
2t. Phil Dawson	2012	16	7
4t. Dustin Hopkins	2024	11	4
4t. Chase McLaughlin	2021	16	4
4t. Cade York	2022	17	4

- K Dustin Hopkins' 12 field goals from 50-plus yards are the second-most all-time by a Brown.


Most Career 50-yard FGs by a Brown

Player	Years	Games	Total
1. Phil Dawson	1999-2012	215	24
2. Dustin Hopkins	2023-24	26	12



S RODNEY MCLEOD JR.

• S Rodney McLeod and Minnesota LB Andrew Van Ginkel are the only defensive players this season to score two touchdowns. McLeod is the only NFL defensive player with a defensive (fumble return) and special teams (blocked field goal return) touchdown, while Van Ginkel's scores both came on interception returns.



WR JERRY JEUDY

• WR Jerry Jeudy is third in the league with an average of 94.8 receiving yards per game since Week 8.

NFL Receiving Yards Per Game Leaders Since Week 8

Players	Team	Games	Average
1t. Ja'Marr Chase	Cincinnati	4	109.0
1t. Jaxon Smith-Njigba	Seattle	4	109.0
3. Jerry Jeudy	Cleveland	4	94.8
4. Courtland Sutton	Denver	5	93.4



QB JAMEIS WINSTON

• QB Jameis Winston is second in the league with an average of 295.8 passing yards per game since Week 8.

NFL Passing Yards Per Game Leaders Since Week 8

Players	Team	Games	Avg. Yards
1. Joe Burrow	Cincinnati	4	317.3
2. Jameis Winston	Cleveland	4	295.8
3. Matthew Stafford	L.A. Rams	5	317.3

• On Nov. 17, 2024 against the New Orleans Saints, QB Jameis Winston connected with WR Jerry Jeudy for an 89-yard touchdown. It was a career-long pass for Winston and tied for the fourth longest pass play in Browns history.

Longest passing plays in Browns history

Players	Opp.	Date	Yards
1. J. Garcia - A. Davis	Cin.	10/17/04	99
2. B. Kosar - W. Slaughter	Chi.	10/23/89	97
3. B. Weeden - J. Gordon	Jax.	12/1/13	95
4t. J. Winston - J. Jeudy	@ NO	11/17/24	89
4t. B. Mayfield - O. Beckham	@ NYJ	9/16/19	89



• QB Jameis Winston's 395 yards against New Orleans were the seventh-most by a Brown in a single game. This marked his 30th career 300-yard passing game and second in three starts for the Browns.

Most passing yards by a Brown in a game

Player	Date	Yards
1. Josh McCown	10/11/15	457
2. Brian Sipe	10/25/81	444
3. Bernie Kosar	11/23/86	414
4. Kelly Holcomb	11/28/04	413
5. Bernie Kosar	11/10/86	401
6. Baker Mayfield	10/2/18	397
7. Jameis Winston	11/17/24	395
8. Kelly Holcomb	11/16/03	392



HEAD COACH KEVIN STEFANSKI

CAREER HIGHLIGHTS

- Stefanski has led the team to two postseason appearances and two 11-win seasons. He joined Pro Football Hall of Famer Paul Brown (1951 and 1953) as the only coaches in team history to record multiple seasons with at least 11 regular season wins.
- Stefanski became the 16th coach to win the Associated Press NFL Coach of the Year award multiple times since its inception in 1957. Stefanski won the honors in 2020 and 2023 and joined Forrest Gregg (1976) as the only Browns coaches to win the award.
- During the Browns 77-year history, the team has surpassed 6,000 scrimmage yards in a single season just seven times, but have reached the mark in all four seasons under Stefanski. Since 2020, the Browns are third in the NFL with an average of 139.6 rushing yards per game.
- Stefanski has recorded a 24-12 (.666) record at Huntington Bank Field, while not recording a losing record at home in any season. The Browns finished 8-1 at home in 2023, a team record for wins at home.
- In his first season with the Browns, Stefanski led the team to its first playoff appearance since 2002 and first playoff victory in 26 years. He notched the most wins (11) by a first-year Browns head coach since Paul Brown had 12 in the team's inaugural season in 1946. Stefanski's 11 regular season wins were the most by a first-year head coach in 2020 and marked just the 11th time since 1970 a first-year coach has won 11 or more games. Stefanski was named the NFL Coach of the Year.



SINCE KEVIN STEFANSKI TOOK OVER IN 2020 THE BROWNS ARE...

- 14-3 (.824)** when scoring at least 30 points, including a 5-0 mark in 2023.
- 22-5 (.758)** when scoring at least 25 points.
- 15-4 (.789)** when not committing a turnover in a game.
- 26-14 (.650)** at home, including an 8-1 mark in 2023.
- 16-5 (.762)** when attempting at least 35 rushes in a game.
- 14-2 (.875)** when recording at least four sacks in a game.
- 8-3 (.727)** when rushing for at least 200 yards in a game.

COACHING CAREER

2005	University of Pennsylvania, football operations
2006-08	Minnesota Vikings, assistant to the head coach
2009-13	Minnesota Vikings, assistant quarterbacks
2014-15	Minnesota Vikings, tight ends coach
2016	Minnesota Vikings, running backs coach
2017-18	Minnesota Vikings, quarterbacks coach/ interim offensive coordinator
2019	Minnesota Vikings, offensive coordinator
2020-	Cleveland Browns, head coach



BUBBA VENTRONE | ASSISTANT HEAD COACH/SPECIAL TEAMS COORDINATOR

Ventrone brings 19 years of coaching and playing experience in the NFL with experience in two Super Bowls. The Pittsburgh, Pa. native joined the Browns ahead of the 2023 season and aided a special teams unit that set several franchise records including 33 made field goals and a 49.4-yard punt average and three blocked field goals. Ahead of his time in Cleveland, Ventrone spent five seasons with the Indianapolis Colts guiding the unit to a top-10 finish in his last three seasons. As an assistant special teams coach with the New England Patriots from 2015-17, he was a member of the Super Bowl LI winning team.



JIM SCHWARTZ | DEFENSIVE COORDINATOR

Schwartz is in his 16th season as an NFL defensive coordinator and his second with the Cleveland Browns. In his first season with the Browns, Schwartz won NFL Assistant Coach of the Year after coaching the defense to several NFL-leading categories including total defense (270.2 yards per game), passing defense (164.7 yards per game), third down percentage (67-of-230 for 29.1 percent) and first downs allowed (253). Ahead of his time in Cleveland, Schwartz was a defensive coordinator with the Philadelphia Eagles (2016-20), winning Super Bowl LII, Buffalo Bills (2014) and Tennessee Titans (2001-08). The Baltimore, Md. native served as the head coach of the Detroit Lions from 2009-13, coaching the team to a 10-6 season in 2011 and a playoff berth for the first time since 1999.



KEN DORSEY | OFFENSIVE COORDINATOR

After playing quarterback for the Browns from 2006-08, Dorsey rejoined the Browns with 17 years of NFL coaching and playing experience. Prior to joining the Browns, Dorsey spent five seasons with the Bills in several capacities on offense, coaching QB Josh Allen to several NFL records including becoming the first QB in NFL history with at least 4,000 passing yards, 30 passing touchdowns and eight rushing touchdowns. As the quarterbacks coach for the Carolina Panthers from 2013-17, Dorsey aided QB Cam Newton to be named 2015 NFL MVP. As a player, Dorsey was selected by the San Francisco 49ers in the seventh round of the 2003 NFL Draft after leading Miami (Fla.) to a 38-2 record and a national championship in 2001. He spent the 2003-05 seasons in San Francisco and 2006-08 with the Browns, where he started 13 games.



CHAD O'SHEA | PASS GAME COORDINATOR/WIDE RECEIVERS

O'Shea joined the Browns in 2020 and is in his 21st NFL season, winning 12 division titles, five conference championships and three Super Bowls (XLIX, LI and LIII). The Browns' offense saw Amari Cooper post back-to-back 1,000-yard seasons in 2022, the first Brown to do so. In his first season, O'Shea aided the offense to 408 points, the second most in franchise history. Previously, the Houston, Texas native spent the 2019 season as the offensive coordinator for the Miami Dolphins and 2019-18 as the New England Patriots wide receivers coach.

CLEVELAND BROWNS COACHING STAFF



Jeff Anderson
Defensive Quality Control



Ephraim Banda
Safeties




Stephen Bravo-Brown
Special Teams Assistant




Callie Brownson
Assistant Wide Receivers



Jacques Cesaire
Defensive Line




Nick Charlton
Offensive Assistant/Run Game Specialist



Andy Dickerson
Offensive Line



Zach Dunn
Defensive Assistant




Ashton Grant
Offensive Assistant/Quarterbacks




Riley Hecklinski
Coordinator, Coaching Logistics




Roy Istvan
Assistant Offensive Line



Brandon Lynch
Cornerbacks



Bill Musgrave
Senior Offensive Assistant




Tommy Rees
Pass Game Specialist/Tight Ends



Kevin Rogers
Senior Assistant/Special Projects



Duce Staley
Running Backs



Jason Tarver
Linebackers



Jordan Thomas
Assistant Defensive Line



Nemo Washington
Bill Willis Diversity Coaching Fellow

CLEVELAND BROWNS 2024 ALPHABETICAL ROSTER

As of Nov. 25, 2024

NO	NAME	POS	HT	WT	DOB	AGE	EXP	COLLEGE	HOMETOWN	HOW ACO	GP/GS/DNP/IA
88	Akins, Jordan	TE	6-4	245	4/19/92	32	7	Central Florida	Locust Grove, Ga.	UFA (Hou.) - '23	11/2/0/0
35	Anusiem, Chigozie	CB	6-1	200	11/5/00	24	R	Colorado State	La Habra, Calif.	FA - '24	0/0/0/2
37	Bell, D'Anthony	S	6-1	211	10/17/96	28	3	West Florida	Covington, Ga.	FA - '22	11/1/0/0
75	Bitonio, Joel	G	6-4	320	10/11/91	33	11	Nevada	Long Beach, Calif.	D2 - '14	11/11/0/0
13	Bojorquez, Corey	P	6-0	217	9/13/96	28	7	New Mexico	Bellflower, Calif.	UFA (G.B.) - '22	11/0/0/0
30	Bush, Devin	LB	5-11	235	7/18/98	26	6	Michigan	Pembroke Pines, Fla.	UFA (Sea.) - '24	11/7/0/0
72	Christian, Geron	T	6-5	315	9/10/96	28	7	Louisville	Ocala, Fla.	FA - '24	1/0/1/0*
24	Chubb, Nick	RB	5-11	227	12/27/95	28	7	Georgia	Cedartown, Ga.	D2b - '18	5/5/0/0
78	Conklin, Jack	T	6-6	308	8/17/94	30	9	Michigan State	Plainwell, Mich.	UFA (Ten.) - '20	6/6/0/0
16	Darden, Jaelon	WR	5-8	175	1/14/99	25	3	North Texas	Houston, Texas	FA - '24	6/1/0/1
9	Delpit, Grant	S	6-3	208	9/20/98	26	5	Louisiana State	Houston, Texas	D2 - '20	10/10/0/1
43	Diabate, Mohamoud	LB	6-4	225	5/18/01	23	2	Utah	Auburn, Ala.	FA - '23	7/5/0/0
68	Dunn, Michael	G	6-5	315	8/28/94	30	5	Maryland	Bethesda, Md.	FA - '23	7/3/0/0
23	Emerson Jr., Martin	CB	6-2	201	9/27/00	24	3	Mississippi State	Pensacola, Fla.	D3a - '22	11/11/0/0
34	Ford, Jerome	RB	5-10	210	9/12/99	25	3	Cincinnati	Tampa, Fla.	D5 - '22	9/4/0/2
31	Ford Jr., Mike	CB	6-0	195	8/4/95	29	7	Southeast Missouri State	Alton, Ill.	FA - '24	11/0/0/0
27	Foreman, D'Onta	RB	6-0	235	4/24/96	28	8	Texas	Texas City, Texas	FA - '24	8/2/0/3
95	Garrett, Myles	DE	6-4	272	12/29/95	28	8	Texas A&M	Arlington, Texas	D1a - '17	11/11/0/0
93	Harris, Shelby	DT	6-2	288	8/11/91	33	11	Illinois State	Milwaukee, Wis.	FA - '23	11/10/0/0
33	Hickman, Ronnie	S	6-1	209	10/11/01	23	2	Ohio State	South Orange, N.J.	FA - '23	8/4/0/3
58	Hicks, Jordan	LB	6-1	235	6/27/92	32	10	Texas	Colorado Springs, Colo.	UFA (Min.) - '24	7/7/0/4
7	Hopkins, Dustin	K	6-2	210	10/1/90	34	11	Florida State	Austin, Texas	Tr. (LAC) - '23	11/0/0/0
39	Hudson, Khaleke	LB	6-2	220	12/6/97	26	5	Michigan	McKeesport, Pa.	FA - '24	11/0/0/0*
90	Hurst II, Maurice	DT	6-2	290	5/9/95	29	6	Michigan	Canton, Mass.	FA - '23	7/2/0/0
65	Ifedi, Germain	T	6-5	325	6/2/94	30	9	Texas A&M	Houston, Texas	FA - '24	9/1/0/1
3	Jeudy, Jerry	WR	6-1	195	4/24/99	25	5	Alabama	Deerfield Beach, Fla.	Tr. (Den.) - '24	11/10/0/0
92	Kamara, Sam	DT	6-0	272	12/21/97	26	2	Stony Brook	Carteret, N.J.	FA - '24	7/0/0/0
57	McGuire, Isaiah	DE	6-4	268	7/27/01	23	2	Missouri	Tulsa, Okla.	D4b - '23	10/0/0/1
12	McLeod, Rodney	S	5-10	185	6/23/90	34	13	Virginia	Hyattsville, Md.	FA - '23	11/2/0/0
29	Mitchell, Cameron	CB	5-11	191	9/8/01	23	2	Northwestern	Bolingbrook, Ill.	D5b - '23	11/0/0/0
8	Moore, Elijah	WR	5-10	180	3/27/00	24	4	Mississippi	Fort Lauderdale, Fla.	Tr. (NYJ) - '23	11/7/0/0
0	Newsome II, Greg	CB	6-0	192	5/18/00	24	4	Northwestern	Chicago, Ill.	D1 - '21	11/3/0/0
85	Njoku, David	TE	6-4	246	7/10/96	28	8	Miami (Fla.)	Cedar Grove, N.J.	D1c - '17	8/8/0/3
54	Okoronkwo, Ogbo	DE	6-2	250	4/24/95	29	7	Oklahoma	Gainesville, Fla.	UFA (Hou.) - '23	11/2/0/0
55	Pocic, Ethan	C	6-6	320	8/5/95	29	8	Louisiana State	Lemont, Ill.	UFA (Sea.) - '22	10/10/0/1
59	Reid, Winston	LB	6-0	225	8/3/99	25	R	Weber State	St. George, Utah	FA - '24	10/1/0/0
52	Smith, Elerson	DE	6-7	245	7/17/98	26	3	Northern Iowa	Minneapolis, Minn.	FA - '24	2/0/0/0
20	Strong Jr., Pierre	RB	5-11	215	12/10/98	25	3	South Dakota State	Little Rock, Ark.	Tr. (N.E.) - '23	9/0/0/2
50	Sunahara, Rex	LS	6-6	242	10/9/96	28	1	West Virginia	Bay Village, Ohio	FA - '24	6/0/0/0
84	Swaim, Geoff	TE	6-4	260	9/16/93	31	10	Texas	Chico, Calif.	FA - '24	8/2/0/1
77	Teller, Wyatt	G	6-4	315	11/21/94	30	7	Virginia Tech	Beaeton, Va.	Tr. (Buf.) - '19	7/7/0/0
17	Thompson-Robinson, Dorian	QB	6-2	203	11/14/99	25	2	UCLA	Las Vegas, Nev.	D5a - '23	3/0/2/6
1	Thornhill, Juan	S	6-0	205	10/19/95	29	6	Virginia	Altavista, Va.	UFA (K.C.) - '23	6/6/0/0
80	Thrash, Jamari	WR	6-0	190	12/19/00	23	R	Louisville	LaGrange, Ga.	D5 - '24	4/0/2/5
19	Tillman, Cedric	WR	6-3	215	4/19/00	24	2	Tennessee	Las Vegas, Nev.	D3a - '23	11/6/0/0
94	Tomlinson, Dalvin	DT	6-3	325	2/18/94	30	8	Alabama	McDonough, Ga.	UFA (Min.) - '23	11/11/0/0
21	Ward, Denzel	CB	5-11	190	4/28/97	27	7	Ohio State	Macedonia, Ohio	D1b - '18	11/11/0/0
40	Watson, Nathaniel	LB	6-0	233	9/1/00	24	R	Mississippi State	Maplesville, Ala.	D6 - '24	8/1/0/1
71	Wills Jr., Jetrick	T	6-4	307	5/17/99	25	5	Alabama	Lexington, Ky.	D1 - '20	5/4/0/6
5	Winston, Jameis	QB	6-4	230	1/6/94	30	10	Florida State	Bessemer, Ala.	FA - '24	9/4/2/0
2	Zappe, Bailey	QB	6-1	215	4/26/99	25	3	Western Kentucky	Victoria, Texas	FA - '24	0/0/0/4
70	Zinter, Zak	G	6-6	310	4/17/01	23	R	Michigan	North Andover, Mass.	D3 - '24	11/3/0/0
Reserve/Injured (14):											
74	Adeniji, Hakeem (knee, 8/19)	T	6-4	315	12/8/97	26	5	Kansas	Garland, Texas	UFA (Min.) - '24	0/0/0/0
18	Bell, David (hip, 9/17)	WR	6-1	212	12/14/00	23	3	Purdue	Indianapolis, Ind.	D3c - '22	1/0/0/0
36	Bouyer-Randle, Brandon (knee, 8/21)	LB	6-2	240	5/2/97	27	1	Connecticut	Battle Creek, Mich.	FA - '24	0/0/0/0
38	Brown II, Tony (foot, 10/29)	CB	6-0	200	7/13/95	29	7	Alabama	Beaumont, Texas	FA - '24	6/0/0/0
51	Hall, Jr., Mike (knee, 11/16)	DT	6-3	300	6/13/03	21	R	Ohio State	Streetsboro, Ohio	D2 - '24	4/0/0/0
26	Harden, Myles (shin, 9/12)	CB	5-11	195	12/13/01	22	R	South Dakota	Miami Gardens, Fla.	D7a - '24	0/0/0/1
53	Harris, Nick (ankle, 10/15)	C	6-1	293	11/13/98	26	5	Washington	Inglewood, Calif.	Tr. (Sea.) - '24	5/2/1/0
66	Hudson III, James (shoulder, 10/13)	T	6-5	313	5/13/99	25	4	Cincinnati	Toledo, Ohio	D4a - '21	4/2/0/1
47	Hughlett, Charley (ribs, 10/9)	LS	6-4	248	5/16/90	34	10	Central Florida	Tampa, Fla.	FA - '14	5/0/0/0
79	Jones, Dawand (leg, 11/19)	T	6-8	374	8/6/01	23	2	Ohio State	Indianapolis, Ind.	D4a - '23	10/8/0/0
6	Owusu-Koramoah, Jeremiah (neck, 11/2)	LB	6-2	221	11/4/99	25	4	Notre Dame	Hampton, Va.	D2 - '21	8/8/0/0
4	Watson, Deshaun (Achillies, 10/22)	QB	6-3	223	9/14/95	29	8	Clemson	Gainesville, Ga.	Tr. (Hou.) - '22	7/7/0/0
91	Wright, Alex (triceps, 10/5)	DE	6-5	267	9/5/00	24	3	UAB	Elba, Ala.	D3b - '22	4/0/0/0
56	Wypler, Luke (ankle, 8/27)	C	6-3	303	5/3/01	23	2	Ohio State	Montvale, N.J.	D6 - '23	0/0/0/0
Reserve/NFI (1):											
22	Hines, Nyheim (knee, 8/27)	RB	5-9	196	11/12/96	28	6	North Carolina State	Garner, N.C.	FA - '24	0/0/0/0
Practice squad (14):											
97	Briggs, Jowon	DT	6-1	313	9/1/01	23	R	Cincinnati	Cincinnati, Ohio	D7b - '24	0/0/0/0
67	Cohen, Javion	G	6-4	322	8/8/02	22	R	Miami (Fla.)	Phenix City, Ala.	FA - '24	1/0/0/4
28	Dean, Trey	S	6-2	200	2/29/00	24	1	Florida	Hampton, Ga.	FA - '24	0/0/0/0
41	Edmonds, Christopher	S	6-2	210	7/16/01	23	R	Arizona State	Phenix City, Ala.	FA - '24	1/0/0/0
25	Hailassie, Kahlef	CB	6-1	195	11/9/00	24	2	Western Kentucky	Elk Grove, Calif.	FA - '24	1/0/0/6
98	Haynes, Marcus	DE	6-4	240	4/7/98	26	1	Old Dominion	Bowie, Md.	FA - '24	0/0/0/0
82	Latu, Cameron	TE	6-5	245	2/24/00	24	2	Alabama	Salt Lake City, Utah	FA - '24	0/0/0/0
11	Mbaeteka, Roy	T	6-8	330	2/13/00	24	1	No College	Benin City, Nigeria	FA - '24	0/0/0/0
61	Proche II, James	WR	5-11	193	9/20/96	28	5	SMU	Dallas, Texas	FA - '24	4/0/0/0
64	Tom, Cameron	C	6-4	285	6/21/95	29	4	Southern Mississippi	Baton Rouge, La.	FA - '24	0/0/0/0
69	Thompson, Lorenzo	T	6-6	305	6/21/00	24	R	Rhode Island	Syracuse, N.Y.	FA - '24	0/0/0/0
87	Toney, Kadarius	WR	6-0	193	1/27/99	25	4	Florida	Mobile, Ala.	FA - '24	1/0/0/0
86	Whiteheart, Blake	TE	6-4	250	3/22/00	24	2	Wake Forest	Winston-Salem, N.C.	FA - '24	5/0/0/0
81	Woods II, Michael	WR	6-1	204	3/19/00	24	3	Oklahoma	Magnolia, Texas	D6 - '22	0/0/0/0

* designated for return

*Christian appeared in one game with the Rams, K. Hudson appeared in one game with the Saints.

CLEVELAND BROWNS 2024 NUMERICAL ROSTER

As of Nov. 25, 2024

NO	NAME	POS	HT	WT	DOB	AGE	EXP	COLLEGE	HOMETOWN	HOW ACO	GP/GS/DNP/1A
0	Greg Newsome II	CB	6-0	192	5/18/00	24	4	Northwestern	Chicago, Ill.	D1 - '21	11/3/0/0
1	Juan Thornhill	S	6-0	205	10/19/95	29	6	Virginia	Altavista, Va.	UFA (K.C.) - '23	6/6/0/0
2	Bailey Zappe	QB	6-1	215	4/26/99	25	3	Western Kentucky	Victoria, Texas	FA - '24	0/0/0/4
3	Jerry Jeudy	WR	6-1	195	4/24/99	25	5	Alabama	Deerfield Beach, Fla.	Tr. (Den.) - '24	11/10/0/0
5	Jameis Winston	QB	6-4	230	1/6/94	30	10	Florida State	Bessemer, Ala.	FA - '24	9/4/2/0
7	Dustin Hopkins	K	6-2	210	10/1/90	34	11	Florida State	Austin, Texas	Tr. (LAC) - '23	11/0/0/0
8	Elijah Moore	WR	5-10	180	3/27/00	24	4	Mississippi	Fort Lauderdale, Fla.	Tr. (NYJ) - '23	11/7/0/0
9	Grant Delpit	S	6-3	208	9/20/98	26	5	Louisiana State	Houston, Texas	D2 - '20	10/10/0/1
12	Rodney McLeod	S	5-10	185	6/23/90	34	13	Virginia	Hyattsville, Md.	FA - '23	11/2/0/0
13	Corey Bojorquez	P	6-0	217	9/13/96	28	7	New Mexico	Bellflower, Calif.	UFA (G.B.) - '22	11/0/0/0
16	Jaelon Darden	WR	5-8	175	1/14/99	25	3	North Texas	Houston, Texas	FA - '24	6/1/0/1
17	Dorian Thompson-Robinson	QB	6-2	203	11/14/99	25	2	UCLA	Las Vegas, Nev.	D5a - '23	3/0/2/6
19	Cedric Tillman	WR	6-3	215	4/19/00	24	2	Tennessee	Las Vegas, Nev.	D3a - '23	11/6/0/0
20	Pierre Strong Jr.	RB	5-11	215	12/10/98	25	3	South Dakota State	Little Rock, Ark.	Tr. (Den.) - '23	9/0/0/2
21	Denzel Ward	CB	5-11	190	4/28/97	27	7	Ohio State	Macedonia, Ohio	D1b - '18	11/11/0/0
23	Martin Emerson Jr.	CB	6-2	201	9/27/00	24	3	Mississippi State	Pensacola, Fla.	D3a - '22	11/10/0/0
24	Nick Chubb	RB	5-11	227	12/27/95	28	7	Georgia	Cedartown, Ga.	D2b - '18	5/5/0/0
27	D'Onta Foreman	RB	6-0	235	4/24/96	28	8	Texas	Texas City, Texas	FA - '24	8/2/0/3
29	Cameron Mitchell	CB	5-11	191	9/8/01	23	2	Northwestern	Bolingbrook, Ill.	D5b - '23	11/0/0/0
30	Devin Bush	LB	5-11	235	7/18/98	26	6	Michigan	Pembroke Pines, Fla.	UFA (Sea.) - '24	11/7/0/0
31	Mike Ford Jr.	CB	6-0	195	8/4/95	29	7	Southeast Missouri State	Alton, Ill.	FA - '24	11/0/0/0
33	Ronnie Hickman	S	6-1	209	10/11/01	23	2	Ohio State	South Orange, N.J.	FA - '23	8/4/0/3
34	Jerome Ford	RB	5-10	210	9/12/99	25	3	Cincinnati	Tampa, Fla.	D5 - '22	9/4/0/2
35	Chigozie Anusiem	CB	6-1	200	11/5/00	24	R	Colorado State	La Habra, Calif.	FA - '24	0/0/0/2
37	D'Anthony Bell	S	6-1	211	10/17/96	28	3	West Florida	Covington, Ga.	FA - '22	11/1/0/0
39	Khaleke Hudson	LB	6-2	220	12/6/97	26	5	Michigan	McKeesport, Pa.	FA - '24	11/0/0/0*
40	Nathaniel Watson	LB	6-0	233	9/1/00	24	R	Mississippi State	Maplesville, Ala.	D6 - '24	8/1/0/1
43	Mohamoud Diabate	LB	6-4	225	5/18/01	23	2	Utah	Auburn, Ala.	7/5/0/0	
50	Rex Sunahara	LS	6-6	242	10/9/96	28	1	West Virginia	Bay Village, Ohio	FA - '24	6/0/0/0
52	Elerson Smith	DE	6-7	245	7/17/98	26	3	Northern Iowa	Minneapolis, Minn.	FA - '24	2/0/0/0
54	Ogbo Okoronkwo	DE	6-2	250	4/24/95	29	7	Oklahoma	Gainesville, Fla.	UFA (Hou.) - '23	11/2/0/0
55	Ethan Pocic	C	6-6	320	8/5/95	29	8	Louisiana State	Lemont, Ill.	UFA (Sea.) - '22	10/10/0/1
57	Isaiah McGuire	DE	6-4	268	7/27/01	23	2	Missouri	Tulsa, Okla.	D4b - '23	10/0/0/1
58	Jordan Hicks	LB	6-1	235	6/27/92	32	10	Texas	Colorado Springs, Colo.	UFA (Min.) - '24	7/7/0/4
59	Winston Reid	LB	6-0	225	8/3/99	25	R	Weber State	St. George, Utah	FA - '24	10/1/0/0
65	Germain Ifedi	T	6-5	325	6/2/94	30	9	Texas A&M	Houston, Texas	FA - '24	9/1/0/1
68	Michael Dunn	G	6-5	315	8/28/94	30	5	Maryland	Bethesda, Md.	FA - '23	7/3/0/0
70	Zak Zinter	G	6-6	310	4/17/01	23	R	Michigan	North Andover, Mass.	D3 - '24	11/3/0/0
71	Jedrick Wills Jr.	T	6-4	307	5/17/99	25	5	Alabama	Lexington, Ky.	D1 - '20	5/4/0/6
72	Geron Christian	T	6-5	315	9/10/96	28	7	Louisville	Ocala, Fla.	FA - '24	1/0/1/0*
75	Joel Bitonio	G	6-4	320	10/11/91	33	11	Nevada	Long Beach, Calif.	D2 - '14	11/11/0/0
77	Wyatt Teller	G	6-4	315	11/21/94	30	7	Virginia Tech	Beaeton, Va.	Tr. (Buf.) - '19	7/7/0/0
78	Jack Conklin	T	6-6	308	8/17/94	30	9	Michigan State	Plainwell, Mich.	UFA (Ten.) - '20	6/6/0/0
80	Jamari Thrash	WR	6-0	190	12/19/00	23	R	Louisville	LaGrange, Ga.	D5 - '24	4/0/2/5
84	Geoff Swaim	TE	6-4	260	9/16/93	31	10	Texas	Chico, Calif.	FA - '24	8/2/0/1
85	David Njoku	TE	6-4	246	7/10/96	28	8	Miami (Fla.)	Cedar Grove, N.J.	D1c - '17	8/8/0/3
88	Jordan Akins	TE	6-4	245	4/19/92	32	7	Central Florida	Locust Grove, Ga.	UFA (Hou.) - '23	11/2/0/0
90	Maurice Hurst II	DT	6-2	290	5/9/95	29	6	Michigan	Canton, Mass.	FA - '23	7/2/0/0
92	Sam Kamara	DT	6-0	272	12/21/97	26	2	Stony Brook	Carteret, N.J.	FA - '24	7/0/0/0
93	Shelby Harris	DT	6-2	288	8/11/91	33	11	Illinois State	Milwaukee, Wis.	FA - '23	11/10/0/0
94	Dalvin Tomlinson	DT	6-3	325	2/18/94	30	8	Alabama	McDonough, Ga.	UFA (Min.) - '23	11/11/0/0
95	Myles Garrett	DE	6-4	272	12/29/95	28	8	Texas A&M	Arlington, Texas	D1a - '17	11/11/0/0
Reserve/Injured (14):											
4	Deshaun Watson (Achilles, 10/22)	QB	6-3	223	9/14/95	29	8	Clemson	Gainesville, Ga.	Tr. (Hou.) - '22	7/7/0/0
6	Jeremiah Owusu-Koramoah (neck, 11/2)	LB	6-2	221	11/4/99	25	4	Notre Dame	Hampton, Va.	D2 - '21	8/8/0/0
18	David Bell (hip, 9/17)	WR	6-1	212	12/14/00	23	3	Purdue	Indianapolis, Ind.	D3c - '22	1/0/0/0
26	Myles Harden (shin, 9/12)	CB	5-11	195	12/13/01	22	R	South Dakota	Miami Gardens, Fla.	D7a - '24	0/0/0/1
36	Brandon Bouyer-Randle (knee, 8/2)	LB	6-2	240	5/2/97	27	1	Connecticut	Battle Creek, Mich.	FA - '24	0/0/0/0
38	Tony Brown II (foot, 10/29)	CB	6-0	200	7/13/95	29	7	Alabama	Beaumont, Texas	FA - '24	6/0/0/0
47	Charley Hughlett (ribs, 10/9)	LS	6-4	248	5/16/90	34	10	Central Florida	Tampa, Fla.	FA - '14	5/0/0/0
51	Mike Hall Jr. (knee, 11/16)	DT	6-3	300	6/13/03	21	R	Ohio State	Streetsboro, Ohio	D2 - '24	4/0/0/0
53	Nick Harris (ankle, 10/15)	C	6-1	293	11/13/98	26	5	Washington	Inglewood, Calif.	Tr. (Sea.) - '24	5/2/1/0
56	Luke Wypler (ankle, 8/27)	C	6-3	303	5/3/01	23	2	Ohio State	Montvale, N.J.	D6 - '23	0/0/0/0
66	James Hudson III (shoulder, 10/13)	T	6-5	313	5/13/99	25	4	Cincinnati	Toledo, Ohio	D4a - '21	4/2/0/1
74	Hakeem Adeniji (knee, 8/19)	T	6-4	315	12/8/97	26	5	Kansas	Garland, Texas	UFA (Min.) - '24	0/0/0/0
79	Dawand Jones (leg, 11/19)	T	6-8	374	8/6/01	23	2	Ohio State	Indianapolis, Ind.	D4a - '23	10/8/0/0
91	Alex Wright (triceps, 10/5)	DE	6-5	267	9/5/00	24	3	UAB	Elba, Ala.	D3b - '22	4/0/0/0
Reserve/NFI (1):											
22	Nyheim Hines (knee, 8/27)	RB	5-9	196	11/12/96	28	6	North Carolina State	Garner, N.C.	FA - '24	0/0/0/0
Practice squad (14):											
11	James Proche II	WR	5-11	193	9/20/96	28	5	SMU	Dallas, Texas	FA - '24	4/0/0/0
25	Kahlef Hailassie	CB	6-1	195	11/9/00	24	2	Western Kentucky	Elk Grove, Calif.	FA - '24	1/0/0/6
28	Trey Dean	S	6-2	200	2/29/00	24	1	Florida	Hampton, Ga.	FA - '24	0/0/0/0
41	Christopher Edmonds	S	6-2	210	7/16/01	23	R	Arizona State	Phenix City, Ala.	FA - '24	1/0/0/0
61	Roy Mbaeteka	T	6-8	330	2/13/00	24	1	No College	Benin City, Nigeria	FA - '24	0/0/0/0
64	Cameron Tom	C	6-4	285	6/21/95	29	4	Southern Mississippi	Baton Rouge, La.	FA - '24	0/0/0/0
67	Javion Cohen	G	6-4	322	8/8/02	22	R	Miami (Fla.)	Phenix City, Ala.	FA - '24	1/0/0/4
69	Lorenzo Thompson	T	6-6	305	6/21/00	24	R	Rhode Island	Syracuse, N.Y.	FA - '24	0/0/0/0
81	Michael Woods II	WR	6-1	204	3/19/00	24	3	Oklahoma	Magnolia, Texas	D6 - '22	0/0/0/0
82	Cameron Latu	TE	6-5	245	2/24/00	24	2	Alabama	Salt Lake City, Utah	FA - '24	0/0/0/0
86	Blake Whiteheart	TE	6-4	250	3/22/00	24	2	Wake Forest	Winston-Salem, N.C.	FA - '24	5/0/0/0
87	Kadarious Toney	WR	6-0	193	1/27/99	25	4	Florida	Mobile, Ala.	FA - '24	1/0/0/0
97	Jowon Briggs	DT	6-1	313	9/1/01	23	R	Cincinnati	Cincinnati, Ohio	D7b - '24	0/0/0/0
98	Marcus Haynes	DE	6-4	240	4/7/98	26	1	Old Dominion	Bowie, Md.	FA - '24	0/0/0/0

^ designated for return

*Christian appeared in one game with the Rams, K. Hudson appeared in one game with the Saints.

2024 CLEVELAND BROWNS ROSTER BY POSITION

ROSTER SIZE: 67

QUARTERBACKS (4)		POS	HT	WT	DOB	AGE	EXP	COLLEGE	HOMETOWN	HOW ACQ
17	Thompson-Robinson, Dorian	QB	6-2	203	11/14/99	25	2	UCLA	Las Vegas, Nev.	D5a - '23
* 4	Watson, Deshaun	QB	6-3	223	9/14/95	29	8	Clemson	Gainesville, Ga.	Tr. (Hou.) - '22
5	Winston, Jameis	QB	6-4	230	1/6/94	30	10	Florida State	Bessemer, Ala.	FA - '24
2	Zappe, Bailey	QB	6-1	215	4/26/99	25	3	Western Kentucky	Victoria, Texas	FA - '24
RUNNING BACKS (5)										
24	Chubb, Nick	RB	5-11	227	12/27/95	28	7	Georgia	Cedartown, Ga.	D2b - '18
34	Ford, Jerome	RB	5-10	210	9/12/99	25	3	Cincinnati	Tampa, Fla.	D5 - '22
27	Foreman, D'Onta	RB	6-0	235	4/24/96	28	8	Texas	Texas City, Texas	FA - '24
* 22	Hines, Nyheim	RB	5-9	196	11/12/96	28	6	North Carolina State	Garner, N.C.	FA - '24
20	Strong Jr., Pierre	RB	5-11	215	12/10/98	25	3	South Dakota State	Little Rock, Ark.	Tr. (N.E.) - '23
WIDE RECEIVERS (6)										
* 18	Bell, David	WR	6-1	212	12/14/00	23	3	Purdue	Indianapolis, Ind.	D3c - '22
16	Darden, Jaelon	WR	5-8	175	1/14/99	25	3	North Texas	Houston, Texas	FA - '24
3	Jeudy, Jerry	WR	6-1	195	4/24/99	25	5	Alabama	Deerfield Beach, Fla.	Tr. (Den.) - '24
8	Moore, Elijah	WR	5-10	180	3/27/00	24	4	Mississippi	Fort Lauderdale, Fla.	Tr. (NJ) - '23
80	Thrash, Jamari	WR	6-0	190	12/19/00	23	R	Louisville	LaGrange, Ga.	D5 - '24
19	Tillman, Cedric	WR	6-3	215	4/19/00	24	2	Tennessee	Las Vegas, Nev.	D3a - '23
TIGHT ENDS (3)										
88	Akins, Jordan	TE	6-4	245	4/19/92	32	7	Central Florida	Locust Grove, Ga.	UFA (Hou.) - '23
85	Njoku, David	TE	6-4	246	7/10/96	28	8	Miami (Fla.)	Cedar Grove, N.J.	D1c - '17
84	Swain, Geoff	TE	6-4	260	9/16/93	31	10	Texas	Chico, Calif.	FA - '24
OFFENSIVE LINEMEN (14)										
* 74	Adeniji, Hakeem	T	6-4	315	12/8/97	26	5	Kansas	Garland, Texas	UFA (Min.) - '24
75	Bitonio, Joel	G	6-4	320	10/11/91	33	11	Nevada	Long Beach, Calif.	D2 - '14
72	Christian, Geron	T	6-5	315	9/10/96	28	7	Louisville	Ocala, Fla.	FA - '24
78	Conklin, Jack	T	6-6	308	8/17/94	30	9	Michigan State	Plainwell, Mich.	UFA (Ten.) - '20
68	Dunn, Michael	G	6-5	315	8/28/94	30	5	Maryland	Bethesda, Md.	FA - '23
* 53	Harris, Nick	C	6-1	293	11/13/98	26	5	Washington	Inglewood, Calif.	Tr. (Sea.) - '24
* 66	Hudson III, James	T	6-5	313	5/13/99	25	4	Cincinnati	Toledo, Ohio	D4a - '21
65	Ifedi, Germain	T	6-5	325	6/2/94	30	9	Texas A&M	Houston, Texas	FA - '24
* 79	Jones, Dawand	T	6-8	374	8/6/01	23	2	Ohio State	Indianapolis, Ind.	D4a - '23
55	Pocic, Ethan	C	6-6	320	8/5/95	29	8	Louisiana State	Lemont, Ill.	UFA (Sea.) - '22
77	Teller, Wyatt	G	6-4	315	11/21/94	30	7	Virginia Tech	Bealeton, Va.	Tr. (Buf.) - '19
71	Wills Jr., Jedrick	T	6-4	307	5/17/99	25	5	Alabama	Lexington, Ky.	D1 - '20
* 56	Wypler, Luke	C	6-3	303	5/3/01	23	2	Ohio State	Montvale, N.J.	D6 - '23
70	Zinter, Zak	G	6-6	310	4/17/01	23	R	Michigan	North Andover, Mass.	D3 - '24
DEFENSIVE LINEMEN (12)										
95	Garrett, Myles	DE	6-4	272	12/29/95	28	8	Texas A&M	Arlington, Texas	D1a - '17
* 51	Hall, Jr., Mike	DT	6-3	300	6/13/03	21	R	Ohio State	Streetsboro, Ohio	D2 - '24
93	Harris, Shelby	DT	6-2	288	8/11/91	33	11	Illinois State	Milwaukee, Wis.	FA - '23
90	Hurst II, Maurice	DT	6-2	290	5/9/95	29	6	Michigan	Canton, Mass.	FA - '23
92	Kamara, Sam	DT	6-0	272	12/21/97	26	2	Stony Brook	Carteret, N.J.	FA - '24
57	McGuire, Isaiah	DE	6-4	268	7/27/01	23	2	Missouri	Tulsa, Okla.	D4b - '23
54	Okoronkwo, Ogbo	DE	6-2	250	4/24/95	29	7	Oklahoma	Gainesville, Fla.	UFA (Hou.) - '23
52	Smith, Elerson	DE	6-7	245	7/17/98	26	3	Northern Iowa	Minneapolis, Minn.	FA - '24
94	Tomlinson, Dalvin	DT	6-3	325	2/18/94	30	8	Alabama	McDonough, Ga.	UFA (Min.) - '23
* 91	Wright, Alex	DE	6-5	267	9/5/00	24	3	UAB	Elba, Ala.	D3b - '22
LINEBACKERS (8)										
* 36	Bouyer-Randle, Brandon	LB	6-2	240	5/2/97	27	1	Connecticut	Battle Creek, Mich.	FA - '24
30	Bush, Devin	LB	5-11	235	7/18/98	26	6	Michigan	Pembroke Pines, Fla.	UFA (Sea.) - '24
43	Diabate, Mohamoud	LB	6-4	225	5/18/01	23	R	Utah	Auburn, Ala.	FA - '23
58	Hicks, Jordan	LB	6-1	235	6/27/92	32	10	Texas	Colorado Springs, Colo.	UFA (Min.) - '24
39	Hudson, Khaleke	LB	6-2	220	12/6/97	26	5	Michigan	McKeesport, Pa.	FA - '24
* 6	Owusu-Koramoah, Jeremiah	LB	6-2	221	11/4/99	25	4	Notre Dame	Hampton, Va.	D2 - '21
59	Reid, Winston	LB	6-0	225	8/3/99	25	R	Weber State	St. George, Utah	FA - '24
40	Watson, Nathaniel	LB	6-0	233	9/1/00	24	R	Mississippi State	Maplesville, Ala.	D6 - '24
DEFENSIVE BACKS (13)										
35	Anusiem, Chigozie	CB	6-1	200	11/5/00	24	R	Colorado State	La Habra, Calif.	FA - '24
37	Bell, D'Anthony	S	6-1	211	10/17/96	28	3	West Florida	Covington, Ga.	FA - '22
* 38	Brown II, Tony	CB	6-0	200	7/13/95	29	7	Alabama	Beaumont, Texas	FA - '24
9	Delpit, Grant	S	6-3	208	9/20/98	26	5	Louisiana State	Houston, Texas	D2 - '20
23	Emerson Jr., Martin	CB	6-2	201	9/27/00	24	3	Mississippi State	Pensacola, Fla.	D3a - '22
31	Ford Jr., Mike	CB	6-0	195	8/4/95	29	7	Southeast Missouri State	Alton, Ill.	FA - '24
* 26	Harden, Myles	CB	5-11	195	12/13/01	22	R	South Dakota	Miami Gardens, Fla.	D7a - '24
33	Hickman, Ronnie	S	6-1	209	10/11/01	23	2	Ohio State	South Orange, N.J.	FA - '23
12	McLeod, Rodney	S	5-10	185	6/23/90	34	13	Virginia	Hyattsville, Md.	FA - '23
29	Mitchell, Cameron	CB	5-11	191	9/8/01	23	2	Northwestern	Bolingbrook, Ill.	D5b - '23
0	Newsome II, Greg	CB	6-0	192	5/18/00	24	4	Northwestern	Chicago, Ill.	D1 - '21
1	Thornhill, Juan	S	6-0	205	10/19/95	29	6	Virginia	Altavista, Va.	UFA (K.C.) - '23
21	Ward, Denzel	CB	5-11	190	4/28/97	27	7	Ohio State	Macedonia, Ohio	D1b - '18
SPECIALISTS (4)										
13	Bojorquez, Corey	P	6-0	217	9/13/96	28	7	New Mexico	Bellflower, Calif.	UFA (G.B.) - '22
7	Hopkins, Dustin	K	6-2	210	10/1/90	34	11	Florida State	Austin, Texas	Tr. (LAC) - '23
* 47	Hughlett, Charley	LS	6-4	248	5/16/90	34	10	Central Florida	Tampa, Fla.	FA - '14
50	Sunahara, Rex	LS	6-6	242	10/9/96	28	1	West Virginia	Bay Village, Ohio	FA - '24

* Denotes player on a reserve list

2024 CLEVELAND BROWNS ROSTER BY EXPERIENCE

Roster Size: 67												
	NO	NAME	POS	HT	WT	DOB	AGE	EXP	COLLEGE	HOMETOWN	HOW ACO	
13th Year (1)	12	McLeod, Rodney	S	5-10	185	6/23/90	34	13	Virginia	Hyattsville, Md.	FA - '23	
11th Year (3)	75	Bitonio, Joel	G	6-4	320	10/11/91	33	11	Nevada	Long Beach, Calif.	D2 - '14	
	93	Harris, Shelby	DT	6-2	288	8/11/91	33	11	Illinois State	Milwaukee, Wis.	FA - '23	
	7	Hopkins, Dustin	K	6-2	210	10/1/90	34	11	Florida State	Austin, Texas	Tr. (LAC) - '23	
10th Year (4)	58	Hicks, Jordan	LB	6-1	235	6/27/92	32	10	Texas	Colorado Springs, Colo.	UFA (Min.) - '24	
	*	47	Hughlett, Charley	LS	6-4	248	5/16/90	34	10	Central Florida	Tampa, Fla.	FA - '14
	84	Swaim, Geoff	TE	6-4	260	9/16/93	31	10	Texas	Chico, Calif.	FA - '24	
	5	Winston, Jameis	QB	6-4	230	1/6/94	30	10	Florida State	Bessemer, Ala.	FA - '24	
9th Year (2)	78	Conklin, Jack	T	6-6	308	8/17/94	30	9	Michigan State	Plainwell, Mich.	UFA (Ten.) - '20	
	65	Ifedi, Germain	T	6-5	325	6/2/94	30	9	Texas A&M	Houston, Texas	FA - '24	
8th Year (6)	27	Foreman, D'Onta	RB	6-0	235	4/24/96	28	8	Texas	Texas City, Texas	FA - '24	
	95	Garrett, Myles	DE	6-4	272	12/29/95	28	8	Texas A&M	Arlington, Texas	D1a - '17	
	85	Njoku, David	TE	6-4	246	7/10/96	28	8	Miami (Fla.)	Cedar Grove, N.J.	D1c - '17	
	55	Pocic, Ethan	C	6-6	320	8/5/95	29	8	Louisiana State	Lemont, Ill.	UFA (Sea.) - '22	
	94	Tomlinson, Dalvin	DT	6-3	325	2/18/94	30	8	Alabama	McDonough, Ga.	UFA (Min.) - '23	
	*	4	Watson, Deshaun	QB	6-3	223	9/14/95	29	8	Clemson	Gainesville, Ga.	Tr. (Hou.) - '22
7th Year (9)	88	Akins, Jordan	TE	6-4	245	4/19/92	32	7	Central Florida	Locust Grove, Ga.	UFA (Hou.) - '23	
	13	Bojorquez, Corey	P	6-0	217	9/13/96	28	7	New Mexico	Bellflower, Calif.	UFA (G.B.) - '22	
	*	38	Brown II, Tony	CB	6-0	200	7/13/95	29	7	Alabama	Beaumont, Texas	FA - '24
	72	Christian, Geron	T	6-5	315	9/10/96	28	7	Louisville	Ocala, Fla.	FA - '24	
	24	Chubb, Nick	RB	5-11	227	12/27/95	28	7	Georgia	Cedartown, Ga.	D2b - '18	
	31	Ford Jr., Mike	CB	6-0	195	8/4/95	29	7	Southeast Missouri State	Alton, Ill.	FA - '24	
	54	Okoronkwo, Ogbo	DE	6-2	250	4/24/95	29	7	Oklahoma	Gainesville, Fla.	UFA (Hou.) - '23	
	77	Teller, Wyatt	G	6-4	315	11/21/94	30	7	Virginia Tech	Beaeton, Va.	Tr. (Buf.) - '19	
	21	Ward, Denzel	CB	5-11	190	4/28/97	27	7	Ohio State	Macedonia, Ohio	D1b - '18	
6th Year (4)	30	Bush, Devin	LB	5-11	235	7/18/98	26	6	Michigan	Pembroke Pines, Fla.	UFA (Sea.) - '24	
	*	22	Hines, Nyheim	RB	5-9	196	11/12/96	28	6	North Carolina State	Garner, N.C.	FA - '24
	90	Hurst II, Maurice	DT	6-2	290	5/9/95	29	6	Michigan	Canton, Mass.	FA - '23	
	1	Thornhill, Juan	S	6-0	205	10/19/95	29	6	Virginia	Altavista, Va.	UFA (K.C.) - '23	
5th Year (7)	*	74	Adeniji, Hakeem	T	6-4	315	12/8/97	26	5	Kansas	Garland, Texas	UFA (Min.) - '24
	9	Delpit, Grant	S	6-3	208	9/20/98	26	5	Louisiana State	Houston, Texas	D2 - '20	
	68	Dunn, Michael	G	6-5	315	8/28/94	30	5	Maryland	Bethesda, Md.	FA - '23	
	*	53	Harris, Nick	C	6-1	293	11/13/98	26	5	Washington	Inglewood, Calif.	Tr. (Sea.) - '24
	39	Hudson, Khaleke	LB	6-2	220	12/6/97	26	5	Michigan	McKeesport, Pa.	FA - '24	
	3	Jeady, Jerry	WR	6-1	195	4/24/99	25	5	Alabama	Deerfield Beach, Fla.	Tr. (Den.) - '24	
	71	Wills Jr., Jedrick	T	6-4	307	5/17/99	25	5	Alabama	Lexington, Ky.	D1 - '20	
4th Year (4)	*	66	Hudson III, James	T	6-5	313	5/13/99	25	4	Cincinnati	Toledo, Ohio	D4a - '21
	8	Moore, Elijah	WR	5-10	180	3/27/00	24	4	Mississippi	Fort Lauderdale, Fla.	Tr. (NYJ) - 23	
	0	Newsome II, Greg	CB	6-0	192	5/18/00	24	4	Northwestern	Chicago, Ill.	D1 - '21	
	*	6	Owusu-Koramoah, Jeremiah	LB	6-2	221	11/4/99	25	4	Notre Dame	Hampton, Va.	D2 - '21
3rd Year (9)	37	Bell, D'Anthony	S	6-1	211	10/17/96	28	3	West Florida	Covington, Ga.	FA - '22	
	*	18	Bell, David	WR	6-1	212	12/14/00	23	3	Purdue	Indianapolis, Ind.	D3c - '22
	16	Darden, Jaelon	WR	5-8	175	1/14/99	25	3	North Texas	Houston, Texas	FA - '24	
	23	Emerson Jr., Martin	CB	6-2	201	9/27/00	24	3	Mississippi State	Pensacola, Fla.	D3a - '22	
	34	Ford, Jerome	RB	5-10	210	9/12/99	25	3	Cincinnati	Tampa, Fla.	D5 - '22	
	52	Smith, Elerson	DE	6-7	245	7/17/98	26	3	Northern Iowa	Minneapolis, Minn.	FA - '24	
	20	Strong Jr., Pierre	RB	5-11	215	12/10/98	25	3	South Dakota State	Little Rock, Ark.	Tr. (N.E.) - '23	
	*	91	Wright, Alex	DE	6-5	267	9/5/00	24	3	UAB	Elba, Ala.	D3b - '22
	2	Zappe, Bailey	QB	6-1	215	4/26/99	25	3	Western Kentucky	Victoria, Texas	FA - '24	
2nd Year (9)	43	Diabate, Mohamoud	LB	6-4	225	5/18/01	23	2	Utah	Auburn, Ala.	FA - '23	
	33	Hickman, Ronnie	S	6-1	209	10/11/01	23	2	Ohio State	South Orange, N.J.	FA - '23	
	*	79	Jones, Dawand	T	6-8	374	8/6/01	23	2	Ohio State	Indianapolis, Ind.	D4a - '23
	92	Kamara, Sam	DT	6-0	272	12/21/97	26	2	Stony Brook	Carteret, N.J.	FA - '24	
	57	McGuire, Isaiah	DE	6-4	268	7/27/01	23	2	Missouri	Tulsa, Okla.	D4b - '23	
	29	Mitchell, Cameron	CB	5-11	191	9/8/01	23	2	Northwestern	Bolingbrook, Ill.	D5b - '23	
	17	Thompson-Robinson, Dorian	QB	6-2	203	11/14/99	25	2	UCLA	Las Vegas, Nev.	D5a - '23	
	19	Tillman, Cedric	WR	6-3	215	4/19/00	24	2	Tennessee	Las Vegas, Nev.	D3a - '23	
	*	56	Wypler, Luke	C	6-3	303	5/3/01	23	2	Ohio State	Montvale, N.J.	D6 - '23
1st Year (2)	*	36	Bouyer-Randle, Brandon	LB	6-2	240	5/2/97	27	1	Connecticut	Battle Creek, Mich.	FA - '24
	50	Sunahara, Rex	LS	6-6	242	10/9/96	28	1	West Virginia	Bay Village, Ohio	FA - '24	
Rookie (7)	35	Anusiem, Chigozie	CB	6-1	200	11/5/00	24	R	Colorado State	La Habra, Calif.	FA - '24	
	*	51	Hall, Jr., Mike	DT	6-3	300	6/13/03	21	R	Ohio State	Streetsboro, Ohio	D2 - '24
	*	26	Harden, Myles	CB	5-11	195	12/13/01	22	R	South Dakota	Miami Gardens, Fla.	D7a - '24
	59	Reid, Winston	LB	6-0	225	8/3/99	25	R	Weber State	St. George, Utah	FA - '24	
	80	Thrash, Jamari	WR	6-0	190	12/19/00	23	R	Louisville	LaGrange, Ga.	D5 - '24	
	40	Watson, Nathaniel	LB	6-0	233	9/1/00	24	R	Mississippi State	Maplesville, Ala.	D6 - '24	
	70	Zinter, Zak	G	6-6	310	4/17/01	23	R	Michigan	North Andover, Mass.	D3 - '24	

* Denotes player on a reserve list

* Denotes player on a reserve list

WEEK 13 AT BRONCOS

As of Nov. 25, 2024

OFFENSE

WR	(19 Cedric Tillman)	80 <u>Jamari Thrash</u>		
LT	(71 Jedrick Wills Jr.)	72 Geron Christian		
LG	75 Joel Bitonio	70 <u>Zak Zinter</u>		
C	55 Ethan Pocic			
RG	77 Wyatt Teller	68 Michael Dunn		
RT	78 Jack Conklin	65 Germain Ifedi		
TE	85 David Njoku	88 Jordan Akins	(84 Geoff Swaim)	
QB	5 Jameis Winston	17 Dorian Thompson-Robinson	2 Bailey Zappe	
RB	24 Nick Chubb	34 Jerome Ford	20 Pierre Strong Jr.	27 D'Onta Foreman
WR	8 Elijah Moore	16 Jaelon Darden		
WR	3 Jerry Jeudy			

DEFENSE

DE	95 Myles Garrett	52 Elerson Smith		
DT	94 Dalvin Tomlinson	92 Sam Kamara		
DT	93 Shelby Harris	90 Maurice Hurst II		
DE	54 Ogbo Okoronkwo	57 Isaiah McGuire		
LB	43 Mohamoud Diabate	30 Devin Bush	59 <u>Winston Reid</u>	
LB	58 Jordan Hicks	40 <u>Nathaniel Watson</u>	39 Khaleke Hudson	
CB	23 Martin Emerson Jr.	35 <u>Chigozie Anusiem</u>		
CB	21 Denzel Ward	31 Mike Ford Jr.		
CB	0 Greg Newsome II	29 Cameron Mitchell		
S	9 Grant Delpit	33 Ronnie Hickman	37 D'Anthony Bell	
S	1 Juan Thornhill	12 Rodney McLeod		

SPECIAL TEAMS

P	13 Corey Bojorquez	
K	7 Dustin Hopkins	
H	13 Corey Bojorquez	
KR	20 Pierre Strong Jr.	34 Jerome Ford
PR	16 Jaelon Darden	
LS	50 Rex Sunahara	

Rookies are underlined
Injured players are in [brackets]

PRONUNCIATION GUIDE

Jordan <u>AKINS</u>	AIK-ins	Jerry <u>JEUDY</u>	JUDY
<u>CHIGOZIE ANUSIEM</u>	CHIH-go-zay uh-NOO-see-uhm	Rodney <u>MCLEOD</u>	muh-CLOUD
Joel <u>BITONIO</u>	buh-TONE-ee-oh	David <u>NJOKU</u>	nuh-JOE-koo
Corey <u>BOJORQUEZ</u>	boh-HORK-ezz	<u>OGBO OKORONKWO</u>	OH-bow oh-kor-RON-kwo
GERON Christian	JAIR-ehn	Ethan <u>POCIC</u>	POH-sick
<u>MOHAMOUD DIABATE</u>	mah-MOOD dee-ah-BAH-tay	Rex <u>SUNAHARA</u>	soon-uh-HAR-uh
<u>D'ONTA</u> Foreman	dee-ON-tay	<u>JAMARI</u> Thrash	juh-MAR-ee
Khaleke Hudson	kuh-LEAK	Bailey <u>ZAPPE</u>	ZAP-eeee

29

WEEK 13 AT BRONCOS

JANUARY

- 15 Signed WR Jaelon Darden to the Reserve/Future list.
Signed CB Vincent Gray to the Reserve/Future list.
Signed RB John Kelly Jr. to the Reserve/Future list.
Signed TE Zaire Mitchell-Paden to the Reserve/Future list.
Signed T Justin Murray to the Reserve/Future list.
Signed DE Lonnie Phelps to the Reserve/Future list.
Signed LB Charlie Thomas III to the Reserve/Future list.
Signed DE Isaiah Thomas to the Reserve/Future list.
Signed DT Chris Williams to the Reserve/Future list.
- 16 Signed DT Jayden Peevy to the Reserve/Future list.
- 17 Signed LB Caleb Johnson to the Reserve/Future list.
- 24 Signed K Lucas Havrisik to the Reserve/Future list.

FEBRUARY

- 5 Named Ken Dorsey offensive coordinator.
Named Tommy Rees tight ends/pass game specialist.
Named Jacques Cesaire defensive line coach.
Named Duce Staley running backs coach.
- 15 Named Andy Dickerson offensive line coach.
Named Roy Istvan assistant offensive line coach.

MARCH

- 13 Browns traded 2024 5th and 6th round picks to Denver for WR Jerry Jeudy.
Re-signed DE Za'Darius Smith.
- 14 Signed LB Jordan Hick as unrestricted free agent.
Signed T Hakeem Adeniji as unrestricted free agent.
Re-signed G Michael Dunn.
Re-signed DT Shelby Harris.
- 15 Signed LB Devin Bush as unrestricted free agent.
Signed FB Giovanni Ricci.
Re-signed P Corey Bojorquez.
Re-signed DT Maurice Hurst II.
- 18 Signed RB Nyheim Hines.
- 19 Signed WR Jerry Jeudy to three-year extension.
Signed DT Quinton Jefferson as unrestricted free agent.
Re-signed WR James Proche II.
Signed CB Tony Brown II.
- 20 Signed QB Jameis Winston.
Signed QB Tyler Huntley as unrestricted free agent.
- 22 Signed D'Onta Foreman.
- 25 Re-signed S Rodney McLeod.
Signed K Cade York.

APRIL

- 2 Signed CB Justin Hardee Sr. as unrestricted free agent.
- 12 Traded T Leroy Watson IV to Tennessee for 2024 7th round pick.
- 15 Signed exclusive rights free agent DE Sam Kamara.
Waived G Drew Forbes.

- 17 Placed T Justin Murray on reserve/retired.
- 18 Signed T Germain Ifedi.
- 26 Drafted DT Mike Hall Jr. with the 54th overall pick.
Drafted G Zak Zinter with the 85th overall pick.
- 27 Drafted WR Jamari Thrash with the 156th overall pick.
Drafted LB Nathaniel Watson with the 206th overall pick.
Drafted CB Myles Harden with the 227th overall pick.
Drafted DT Jowon Briggs with the 243rd overall pick.
- 29 Signed T Roy Mbaeteka as international player.

MAY

- 6 Signed C Brian Allen.
- 9 Waived C Dawson Deaton with an injury designation.
- 10 Signed G Zak Zinter.
Signed WR Jamari Thrash.
Signed LB Nathaniel Watson.
Signed CB Myles Harden.
Signed DT Jowon Briggs.
Signed Ahmarean Brown as an undrafted free agent.
Signed Javion Cohen as an undrafted free agent.
Signed Christopher Edmonds as an undrafted free agent.
Signed Dyshawn Gales as an undrafted free agent.
Signed Winston Reid as an undrafted free agent.
Signed Aidan Robbins as an undrafted free agent.
Signed Lorenzo Thompson as an undrafted free agent.
Signed Treyton Welch as an undrafted free agent.
- 12 Signed QB Jacob Sirmon.
- 14 Claimed T Kellen Diesch via waivers from Pittsburgh.
Signed WR Jalen Camp.
Waived K Lucas Havrisik.
- 16 Waived T Kellen Diesch with a failed physical designation.
- 20 Signed K Lucas Havrisik.
Waived QB Jacob Sirmon.
- 21 Signed WR Matt Landers.

JUNE

- 4 Waived K Lucas Havrisik.
- 5 Signed S Brady Breeze.
- 7 Signed DT Mike Hall Jr.
Signed G Wyatt Davis.
Waived DT Jayden Peevy.
- 20 Waived DE Lonnie Phelps.

JULY

- 17 Signed K Dustin Hopkins to three-year extension.
- 24 Placed S D'Anthony Bell on Active/Physically Unable to Perform.
Placed RB Nick Chubb on Active/Physically Unable to Perform.
Placed T Jack Conklin on Active/Physically Unable to Perform.
Placed DT Dalvin Tomlinson on Active/Physically Unable to Perform.
Placed T Jedrick Wills Jr. on Active/Physically Unable to Perform.

Placed RB Nyheim Hines on Active/Non-Football Injury.
 Placed CB Greg Newsome II on Active/Non-Football Injury.
 Signed DE Jeremiah Martin.
 Signed T Chim Okorafor.
 Waived LB Caleb Johnson.
 30 Placed C Brian Allen on Reserve/Injured.
 Signed G Zack Johnson.

AUGUST

1 Placed LB Charlie Thomas III on Reserve/Injured.
 Signed LB Caleb Johnson.
 3 Released C Brian Allen from injured reserve.
 4 Signed CB Faion Hicks.
 Waived CB Dyshawn Gales.
 5 Released LB Charlie Thomas III from injured reserve.
 6 Signed DE Marcus Haynes.
 Signed LB Landon Honeycutt.
 Waived WR Jalen Camp.
 Waived G Chim Okorafor.
 8 Signed LS Rex Sunahara.
 Waived CB Faion Hicks.
 12 Traded 2026 6th round pick to Seattle for C Nick Harris and 2026 7th round pick.
 Signed LB Brandon Bouyer-Randle.
 Signed CB Faion Hicks.
 Signed S Chase Williams.
 Waived CB Vincent Gray with an injury designation.
 Waived DE Marcus Haynes.
 Waived LS Rex Sunahara.
 Terminated contract of RB John Kelly Jr.
 14 Signed LB Jeremiah Owusu-Koramoah to three-year extension.
 16 Signed S Tyler Coyle.
 Signed LS Rex Sunahara.
 Waived S Brady Breeze with an injury designation.
 Waived LB Brandon Bouyer-Randle.
 18 Waived CB Vincent Gray from injured reserve.
 19 Signed LB Brandon Bouyer-Randle.
 Signed T Chim Okorafor.
 Placed T Hakeem Adeniji on injured reserve.
 Waived WR Matt Landers.
 21 Signed LB Marvin Moody.
 Waived LB Brandon Bouyer-Randle with an injury designation.
 22 Signed RB Jacob Saylor.
 Terminated the contract of TE Giovanni Ricci with an injury designation.
 Traded K Cade York to Washington for 2025 conditional 7th round pick.
 23 Signed K Lucas Harvisik.
 24 Traded DT Chris Williams and 2025 7th round pick to Chicago for 2025 6th round pick.

26 S D'Anthony Bell passed physical.
 T Jack Conklin passed physical.
 CB Greg Newsome II passed physical.
 DT Dalvin Tomlinson passed physical.
 T Jedrick Wills Jr. passed physical.
 Waived S Tyler Coyle.
 Waived G Wyatt Davis.
 Waived K Lucas Harvisik.
 Waived CB Faion Hicks.
 Waived LB Landon Honeycutt.
 Waived LB Caleb Johnson.
 Waived G Zack Johnson.
 Waived DE Jeremiah Martin.
 Waived T Roy Mbaeteka.
 Waived LB Marvin Moody.
 Waived T Chim Okorafor.
 Waived RB Aidan Robbins.
 Waived RB Jacob Saylor.
 Waived LS Rex Sunahara.
 Waived DE Isaiah Thomas.
 Waived S Chase Williams with an injury designation.
 27 Waived DT Jowon Briggs.
 Waived WR Ahmarean Brown.
 Waived WR Jaelon Darden.
 Waived S Christopher Edmonds.
 Waived DT Siaki Ika.
 Waived DT Sam Kamara.
 Waived TE Zaire Mitchell-Paden.
 Waived LB Winston Reid.
 Waived T Lorenzo Thompson.
 Waived TE Treyon Welch.
 Waived WR Michael Woods II.
 Terminated the contract of CB Tony Brown II.
 Terminated the contract of RB D'Onta Foreman.
 Terminated the contract of CB Justin Hardee Sr.
 Terminated the contract of T German Ifedi.
 Terminated the contract of WR James Proche II.
 Placed G Michael Dunn on reserve/NFI - designated for return.
 Placed RB Nyheim Hines on reserve/NFI.
 Placed RB Nick Chubb on reserve/PUP.
 Placed DT Michael Hall Jr. on exempt/Commissioner permission.
 Placed C Luke Wypler on injured reserve.
 Waived S Brady Breeze from injured reserve.
 28 Signed DT Jowon Briggs to practice squad.
 Signed CB Tony Brown II to practice squad.
 Signed WR Jaelon Darden to practice squad.
 Signed S Christopher Edmonds to practice squad.
 Signed CB Justin Hardee Jr. to practice squad.
 Signed T Germain Ifedi to practice squad.
 Signed DT Sam Kamara to practice squad.

- Signed T Roy Mbaeteka to practice squad.
- Signed WR James Proche II to practice squad.
- Signed LB Winston Reid to practice squad.
- Signed LS Rex Sunahara to practice squad.
- Signed T Lorenzo Thompson to practice squad.
- Signed WR Michael Woods II to practice squad.
- 29 Signed RB D'Onta Foreman.
- Terminated the Contract of QB Tyler Huntley.
- Signed RB Gary Brightwell to practice squad.
- Signed CB Mike Ford Jr. to practice squad.
- Signed TE Blake Whiteheart to practice squad.
- Signed WR Tulu Griffin to practice squad.
- Signed TE Cameron Latu to practice squad.
- Released LS Rex Sunahara from practice squad.

SEPTEMBER

- 5 Waived WR David Bell.
- 8 Signed WR Jaelon Darden to active roster from practice squad.
- Elevated CB Mike Ford Jr. to active roster from practice squad.
- Elevated T Germain Ifedi to active roster from practice squad.
- Signed WR David Bell to practice squad.
- 9 CB Mike Ford Jr. reverted back to practice squad.
- T Germain Ifedi reverted back to practice squad.
- 10 Signed WR Kadarius Toney to practice squad.
- Released CB Justin Hardee Sr. from practice squad.
- Released WR Tulu Griffin from practice squad.
- 11 Placed LB Mohamoud Diabate on injured reserve.
- Placed LB Tony Fields II on injured reserve.
- Placed DT Maurice Hurst II on injured reserve.
- Placed S Juan Thornhill on injured reserve.
- Signed WR David Bell to active roster from practice squad.
- Signed CB Mike Ford Jr. to active roster from practice squad.
- Signed LB Khaleke Hudson to active roster from practice squad.
- Signed DT Sam Kamara to active roster from practice squad.
- Signed DT Siaki Ika to practice squad.
- Signed TE Geoff Swaim to practice squad.
- Signed LB Luiji Vilain to practice squad.
- 12 Placed CB Myles Harden on injured reserve.
- Signed LB Michael Barrett to practice squad.
- 14 Signed WR James Proche II to active roster from practice squad.
- Signed LB Winston Reid to active roster from practice squad.
- Elevated T Germain Ifedi to active roster from practice squad.
- Elevated TE Blake Whiteheart to active roster from practice squad.
- Waived WR Jaelon Darden.
- 15 T Germain Ifedi reverted back to practice squad.
- TE Blake Whiteheart reverted back to practice squad.
- 17 Placed WR David Bell on injured reserve.
- Signed WR Jaelon Darden to practice squad.
- Signed RB Royce Freeman to practice squad.
- 19 Waived LB Nathaniel Watson.

- Waived S Chase Williams from injured reserve.
- 21 Signed RB Gary Brightwell to active roster from practice squad.
- Signed TE Blake Whiteheart to active roster from practice squad.
- Elevated CB Tony Brown II to active roster from practice squad.
- Elevated TE Geoff Swaim to active roster from practice squad.
- Signed LB Nathaniel Watson to practice squad.
- 25 Signed T Germain Ifedi to active roster from practice squad.
- Placed G Wyatt Teller on injured reserve.
- Signed T Sebastian Gutierrez to practice squad.
- Signed T Ricky Lee III to practice squad.
- Signed DE Elerson Smith to practice squad.
- Released DE Luiji Vilain from practice squad.
- 28 Elevated CB Tony Brown II to active roster from practice squad.
- Elevated TE Geoff Swaim to active roster from practice squad.
- 30 CB Tony Brown II reverted back to practice squad.
- TE Geoff Swaim reverted back to practice squad.

OCTOBER

- 1 Waived RB Gary Brightwell.
- 2 Signed LB Nathaniel Watson to active roster from practice squad.
- Designated RB Nick Chubb for return to practice.
- Designated G Michael Dunn for return to practice.
- Designated RB Nyheim Hines for return to practice.
- 3 Signed RB Gary Brightwell to practice squad.
- 5 Activated G Michael Dunn from reserve/non-football illness.
- Placed DE Alex Wright on injured reserve.
- Elevated CB Tony Brown II to active roster from practice squad.
- Elevated TE Geoff Swaim to active roster from practice squad.
- 7 CB Tony Brown II reverted back to practice squad.
- TE Geoff Swaim reverted back to practice squad.
- 8 Waived G Javion Cohen.
- Waived DT Sam Kamara.
- Waived TE Blake Whiteheart.
- Released LB Michael Barrett from practice squad.
- Released RB Royce Freeman from practice squad.
- Released T Ricky Lee from practice squad.
- 9 Placed LS Charley Hughlett on injured reserve.
- Signed LS Rex Sunahara.
- Signed TE Geoff Swaim to active roster from practice squad.
- Designated DT Maurice Hurst II for return to practice.
- Designated LB Mohamoud Diabate for return to practice.
- Signed S Trey Dean to practice squad.
- Signed DE Marcus Haynes to practice squad.
- 10 Signed CB Tony Brown II to active roster from practice squad.
- Signed G Javion Cohen to practice squad.
- Signed DT Sam Kamara to practice squad.
- Signed TE Blake Whiteheart to practice squad.
- 12 Activated DT Maurice Hurst II from injured reserve.
- Activated LB Mohamoud Diabate from injured reserve.
- Activated DT Michael Hall Jr. from exempt/Commissioner permission.

Terminated the contract of WR James Proche II.
Placed T James Hudson III on injured reserve.
Elevated WR Jaelon Darden to active roster from practice squad.
Elevated S Christopher Edmonds to active roster from practice squad.

14 WR Jaelon Darden reverted back to practice squad.
S Christopher Edmonds reverted back to practice squad.

15 Traded WR Amari Cooper and 2025 6th round pick to Buffalo for 2025 3rd round pick and 2026 7th round pick.
Placed C Nick Harris on injured reserve.
Signed WR James Proche II to practice squad.
Signed C Cameron Tom to practice squad.
Released RB Gary Brightwell from practice squad.
Released DT Siaki Ika from practice squad.

16 Designated S Juan Thornhill for return to practice.

19 Activated RB Nick Chubb from reserve/PUP.
Activated S Juan Thornhill from injured reserve.
Elevated WR Jaelon Darden to active roster from practice squad.

21 WR Jaelon Darden reverted back to practice squad.

22 Placed QB Deshaun Watson on injured reserve.
Signed QB Bailey Zappe to active rsoter off Kansas City's practice squad.
Waived LB Tony Fields II from injured reserve.
Signed RB Gary Brightwell to practice squad.
Released T Sebastian Gutierrez from practice squad.

23 Designated G Wyatt Teller for return to practice.

27 Activated G Wyatt Teller from injured reserve.
Waived CB Kahlef Hailassie.
Elevated WR Jaelon Darden to active roster from practice squad.

28 WR Jaelon Darden reverted back to practice squad.

29 WR Jaelon Darden signed to active roster from practice squad.
CB Tony Brown II placed on injured reserve.
Signed CB Kahlef Hailassie to practice squad.
Released RB Gary Brightwell from practice squad.

NOVEMBER

2 Placed LB Jeremiah Owusu-Koramoah on injured reserve.
Elevated DT Sam Kamara from practice squad.

4 DT Sam Kamara reverted back to practice squad.

5 Traded DE Za'Darius Smith and 2026 7th round pick to Detroit for 2025 5th round and 2026 6th round picks.
Terminated contract of DT Quinton Jefferson.

13 Signed CB Chigozie Anusiem to active roster from Washington's practice squad.

16 Placed DT Mike Hall Jr. on injured reserve.
Signed DT Sam Kamara to active roster from practice squad.
Signed DE Elerson Smith to active roster from practice squad.
Elevated WR Kadarius Toney from practice squad.

18 WR Kadarius Toney reverted back to practice squad.

19 Placed T Dawand Jones on injured reserve.

Signed T Geron Christian to active roster from Rams' practice squad.

21 Elevated TE Blake Whiteheart from practice squad.

25 TE Blake Whiteheart reverted back to practice squad.

THE LAST TIME IN THE REGULAR SEASON

PUNT RETURNED FOR A TD

By Browns
Donovan Peoples-Jones, 76 yards (12/4/22 at HOU)

By Opponent
KaVontae Turpin, 60 yards (9/8/24 vs. DAL)

KICKOFF RETURNED FOR A TD

By Browns
Joshua Cribbs, 100 yards & 103 yards (12/20/09 at KC)

By Opponent
Charlie Jones, 100 yards (10/20/24 vs. CIN)

INTERCEPTION RETURNED FOR A TD

By Browns
Ronnie Hickman, 30 yards (12/28/23 vs. NYJ)

By Opponent
Kyle Hamilton, 18 yards (11/12/23 at BAL)

TWO INTERCEPTIONS IN SAME GAME

By Browns
MJ Emerson (12/10/23 vs. JAX)

By Opponent
Rasul Douglas (12/25/21 at GB)

THREE INTERCEPTIONS IN SAME GAME

By Browns
Anthony Henry (11/18/01 at BAL)

By Opponent
Kevin Byard (10/22/17 vs. TEN)

FUMBLE RETURNED FOR A TD

By Browns
Rodney McLeod Jr (9/29/24 at LV)

By Opponent
TJ Watt (9/18/23 at PIT)

PUNT BLOCK RETURNED FOR A TD

By Browns
Andre King, 28 yards (11/30/03 at SEA)

By Opponent
Anthony Chickillo, 16 yards (9/10/17 vs. PIT)

PUNT BLOCKED

By Browns
Marlon Moore (11/5/15 at CIN)

By Opponent
Davis Moore (10/13/19 vs. SEA)

SHUTOUT SCORED

By Browns
at Cleveland 27, Arizona 0 (11/5/23)

By Opponent
vs. Cincinnati 30, Cleveland 0 (12/14/14)

PAT BLOCKED

By Browns
Sheldon Richardson (12/27/20 at NYJ)

By Opponent
Levi Onwuzurike (11/21/21 vs. DET)

TWO-POINT CONVERSION

By Browns
Jameis Winston-David Njoku pass (11/21/24 vs. PIT)

By Opponent
Kenny Pickett-Diontae Johnson pass (1/8/22 at PIT)

FIELD GOAL BLOCKED

By Browns
Myles Garrett (10/13/24 at PHI)

By Opponent
Teair Tart (11/3/24 vs. LAC)

FIELD GOAL BLOCKED RETURNED FOR TD

By Browns
Rodney McLeod, 50 yards (10/13/24 at PHI)

By Opponent
Will Hill III, 62 yards (11/30/15 vs. BAL)

SAFETY SCORED

By Browns
Trevor Lawrence sacked in the end zone by Alex Wright (9/15/24 vs. JAX)

By Opponent
Joe Flacco sacked in the end zone by K. Turner and A. Donald (12/3/23 at LAR)

100 YARDS RUSHING

By Browns
Jerome Ford, 107 yards (11/12/23 at BAL)

By Opponent
Taysom Hill, 139 yards (11/17/24 at NO)

100 YARDS RUSHING IN A HALF

By Browns
Nick Chubb, 104 yards in second half (11/29/20 at JAX)

By Opponent
Taysom Hill, 129 yards (11/17/24)

200 YARDS RUSHING

By Browns
Jerome Harrison, 286 yards (12/20/09 at KC)

By Opponent
Ahmad Bradshaw, 200 yards (10/7/12 at NYG)

BACK-TO-BACK 100-YARD RUSHING GAMES

By Browns
Nick Chubb, 113 yards (9/22/22 vs. PIT),
Nick Chubb, 118 yards (10/2/22 at ATL),
Nick Chubb, 134 yards (10/9/22 vs. LAC).

By Opponent
Rhamondre Stevenson, 100 (11/14/21 at NE),
D'Andre Swift, 136 (11/21/21 vs. DET)

TWO 100-YARD RUSHERS IN SAME GAME

By Browns
Nick Chubb (126) & Kareem Hunt (104) (11/15/20 vs. HOU)

By Opponent
Arian Foster (124) & Ben Tate (115) (11/6/11 at HOU)

TWO RUSHING TOUCHDOWNS

By Browns
Nick Chubb (11/21/24 vs. PIT)

By Opponent
Taysom Hill, (3) (11/17/24 at NO)

THREE RUSHING TOUCHDOWNS

By Browns
Nick Chubb (9/18/22 vs. NYJ)

By Opponent
Taysom Hill (11/17/24 at NO)

FOUR RUSHING TOUCHDOWNS

By Browns
Jamal Lewis (11/4/07 vs. SEA)

By Opponent
Kenyan Drake (12/15/19 at ARI)

SUCCESSFUL ONSIDE KICK

By Browns
October 16, 2016 (at TEN)

By Opponent
September 18, 2022 (vs. NYJ)

OT GAME WON

By Browns
Cleveland 23 vs. Tampa Bay 17 (11/27/22 vs. TB)

By Opponent
Tampa Bay 26 vs. Cleveland 23 (10/21/18)

300 YARDS PASSING

By Browns
Jameis Winston, 395 yards (46-30, 2 TD, 0 INT)(11/17/24 at NO)

By Opponent
Bailey Zappe, 309 yards (34-24, 2 TD, 0 INT) (10/16/22 vs. NE)

BACK-TO-BACK 300-YARD PASSING GAMES

By Browns
Joe Flacco, 311 yards (45-26, 3 TD, 1 INT) (12/10/23 vs. JAX),
Joe Flacco, 374 yards (44-28, 2 TD, 3 INT) (12/17/23 vs. CHI),
Joe Flacco, 368 yards (42-27, 3 TD, 2INT)(12/24/23 at HOU),
Joe Flacco, 309 yards (29-19, 3 TD, 1 INT)(12/28/23 vs. NYJ).

By Opponent
Matt Ryan, 330 yards (38-52, 2 TD) (11/11/18 vs. ATL),
Patrick Mahomes, 375 yards (23-32, 3 TD, INT) (11/4/18 vs. KC).

400 YARDS PASSING

By Browns
Josh McCown, 457 yards (36-51, 2 TD) (10/11/15 at BAL)

By Opponent
Joe Burrow, 406 yards (35-47, 3 TD, 1 INT) (10/25/20 at CIN)

200 YARDS PASSING IN A HALF

By Browns
Jameis Winston, 234 yards in first half (11/17/24 at NO)

By Opponent
Joe Flacco, 208 yards in second half (9/18/22 vs. NYJ)

THREE TOUCHDOWN PASSES

By Browns
Jameis Winston (10/27/24 vs. BAL)

By Opponent
J. Browning (1/8/24 at CIN)

FOUR TOUCHDOWN PASSES

By Browns
Baker Mayfield (12/6/20 at TEN)

By Opponent
Kyler Murray (10/17/21 vs. ARI)

FIVE TOUCHDOWN PASSES

By Browns
Baker Mayfield (10/25/20 at CIN)

By Opponent
Matthew Stafford (11/22/09 at DET)

SIX TOUCHDOWN PASSES

By Browns
None

By Opponent
Carson Palmer (9/16/07 vs. CIN)

100 YARDS RECEIVING

By Browns

Jerry Jeudy, 142 yards (11/17/24 at NO)

By Opponent

Quentin Johnston, 118 yards (11/3/24 vs. LAC)

100 YARDS RECEIVING IN A HALF

By Browns

Jerry Jeudy, 127 yards in first half (11/17/24 at NO)

By Opponent

Mark Andrews, 107 yards in second half (12/12/21 vs. BAL)

TWO 100-YARD RECEIVERS IN SAME GAME

By Browns

Amari Cooper (109) & David Njoku (104) (12/17/23 vs. CHI)

By Opponent

Mark Andrews (115) & Rashod Bateman (103) (12/12/21 vs. BAL)

BACK-TO-BACK 100-YARD RECEIVING GAMES

By Browns

Amari Cooper, 101 yards (9/18/22 vs. NYJ),

Amari Cooper, 101 yards (9/22/22 vs. PIT)

By Opponent

Terry McLaurin, 112 yards (10/7/24 at WAS),

A.J. Brown, 116 yards (10/13/24 at PHI)

200 YARDS RECEIVING

By Browns

Amari Cooper, 265 yards (12/24/23 at HOU)

By Opponent

Terrell Owens, 222 yards (10/3/10 vs. CIN)

TWO RECEIVING TOUCHDOWNS

By Browns

Cedric Tillman (10/27/24 vs. BAL)

By Opponent

Malik Nabers (9/22/24 vs. NYG)

THREE RECEIVING TOUCHDOWNS

By Browns

Jordan Cameron (9/22/13 at MIN)

By Opponent

Martellus Bennett (10/9/16 vs. NE)

500 YARDS TOTAL OFFENSE

By Browns

531 yards (10/10/21 at LAC)

By Opponent

503 yards (10/25/20 at CIN)

TWO SACKS

By Browns

Myles Garrett, 3.0 (11/21/24 vs. PIT)

By Opponent

Morgan Fox (2.0) and Tuli Tuipulotu (2.5) (11/3/24 vs. LAC)

THREE SACKS

By Browns

Myles Garrett, 3.0 (11/21/24 vs. PIT)

By Opponent

T.J. Watt, 4.0 (1/3/22 at PIT)

FOUR SACKS

By Browns

Myles Garrett, 4.5 (9/26/21 vs. CHI)

By Opponent

T.J. Watt, 4.0 (1/3/22 at PIT)

FOUR FIELD GOALS

By Browns

Dustin Hopkins (11/12/23 at BAL)

By Opponent

Brandon Aubrey (9/8/24 vs. DAL)

FIVE FIELD GOALS

By Browns

Phil Dawson (11/4/12 vs. BAL)

By Opponent

Tyler Bass (6) (11/20/22 at BUF)

SIX FIELD GOALS

By Browns

Phil Dawson (11/5/06 at SD)

By Opponent

Tyler Bass (11/20/22 at BUF)

Cleveland Browns / Week 12 / Through Thursday, November 21, 2024 / Regular Season

Won 3, Lost 8

9/8/2024	L	17 - 33	Dallas Cowboys
9/15/2024	W	18 - 13	at Jacksonville Jaguars
9/22/2024	L	15 - 21	New York Giants
9/29/2024	L	16 - 20	at Las Vegas Raiders
10/6/2024	L	13 - 34	at Washington Commanders
10/13/2024	L	16 - 20	at Philadelphia Eagles
10/20/2024	L	14 - 21	Cincinnati Bengals
10/27/2024	W	29 - 24	Baltimore Ravens
11/3/2024	L	10 - 27	Los Angeles Chargers
11/17/2024	L	14 - 35	at New Orleans Saints
11/21/2024	W	24 - 19	Pittsburgh Steelers

Total First Downs	Cleveland	Opponent
Rushing	190	192
Passing	62	71
Penalty	112	109
3rd Down: Made/Att	16	12
3rd Down Pct.	41/152	49/143
4th Down: Made/Att	27.0%	34.3%
4th Down Pct.	18/28	8/13
Possession Avg.	64.3%	61.5%
Total Net Yards	30:34	29:26
Avg. Per Game	3217	3795
Total Plays	292.5	345.0
Avg. Per Play	711	662
Net Yards Rushing	4.5	5.7
Avg. Per Game	970	1437
Total Rushes	88.2	130.6
Net Yards Passing	251	308
Avg. Per Game	2247	2358
Sacked/Yards Lost	204.3	214.4
Gross Yards	47/249	32/195
Attempts/Completions	2496	2553
Completion Pct.	413/255	322/201
Had Intercepted	61.7%	62.4%
Punts/Average	9	2
Net Punting Avg.	58/50.3	50/48.0
Penalties/Yards	42.1	39.9
Fumbles/Ball Lost	82/598	68/530
Touchdowns	12/6	13/6
Rushing	20	32
Passing	6	15
Returns	12	15
	2	2

Score By Periods			Q1	Q2	Q3	Q4	OT	Pts
Team			36	41	35	74	0	186
Opponents			42	100	64	61	0	267
Scoring	TD	Ru	Pa	Rt	PAT	FG	2Pt	Pts
D.Hopkins	0	0	0	0	11/13	15/21	0	56
C.Tillman	3	0	3	0	0/0	0/0	1	20
N.Chubb	3	3	0	0	0/0	0/0	0	18
D.Njoku	2	0	2	0	0/0	0/0	2	16
J.Jeudy	2	0	2	0	0/0	0/0	1	14
A.Cooper	2	0	2	0	0/0	0/0	0	12
R.McLeod	2	0	0	2	0/0	0/0	0	12
J.Akins	1	0	1	0	0/0	0/0	0	6
J.Ford	1	1	0	0	0/0	0/0	0	6
E.Moore	1	0	1	0	0/0	0/0	0	6
D.Watson	1	1	0	0	0/0	0/0	0	6
B.Whiteheart	1	0	1	0	0/0	0/0	0	6
J.Winston	1	1	0	0	0/0	0/0	0	6
A.Wright	0	0	0	0	0/0	0/0	0	2
Team	20	6	12	2	11/13	15/21	4	186
Opponents	32	15	15	2	30/31	15/22	0	267

2-Pt. Conversions: Team 4/7, Opponents: 0/1
Sacks: M.Garrett 10.0, Z.Smith 5.0, O.Okoronkwo 3.0,
D.Tomlinson 3.0, J.Owusu-Koramoah 3.0, J.Hicks 2.0, S.Harris
1.5, Q.Jefferson 1.0, D.Bush 1.0, A.Wright 1.0, W.Reid 0.5,
I.McGuire 0.5, M.Hurst 0.5 Team: 32.0, Opponents: 47.0

Rushing		No.	Yds	Avg	Long	TD			
J.Ford		61	298	4.9	36	1			
N.Chubb		73	222	3.0	15	3			
D.Foreman		46	155	3.4	25	0			
D.Watson		31	148	4.8	16	1			
P.Strong		19	69	3.6	14	0			
J.Winston		16	46	2.9	13	1			
D.Thompson-Robinson		3	44	14.7	34	0			
C.Tillman		1	-5	-5.0	-5	0			
K.Toney		1	-7	-7.0	-7	0			
Team		251	970	3.9	36	6			
Opponents		308	1437	4.7	75t	15			
Receiving		No.	Yds	Avg	Long	TD			
J.Jeudy		45	645	14.3	89t	2			
E.Moore		42	336	8.0	30t	1			
D.Njoku		40	345	8.6	29	2			
C.Tillman		29	339	11.7	38t	3			
J.Ford		26	126	4.8	24	0			
A.Cooper		24	250	10.4	24t	2			
J.Akins		23	229	10.0	21	1			
P.Strong		7	77	11.0	21	0			
D.Foreman		5	46	9.2	16	0			
B.Whiteheart		4	42	10.5	29	1			
D.Bell		3	27	9.0	12	0			
N.Chubb		3	7	2.3	10	0			
J.Thrash		1	11	11.0	11	0			
G.Swaim		1	7	7.0	7	0			
J.Darden		1	6	6.0	6	0			
J.Proche		1	3	3.0	3	0			
Team		255	2496	9.8	89t	12			
Opponents		201	2553	12.7	71t	15			
Interceptions		No.	Yds	Avg	Long	TD			
J.Owusu-Koramoah		1	0	0.0	0	0			
D.Ward		1	0	0.0	0	0			
Team		2	0	0.0	0	0			
Opponents		9	95	10.6	49	0			
Punting		No	Yds	Avg	Net	TB	In	Lg	B
C.Bojorquez		58	2920	50.3	42.1	4	25	84	0
Team		58	2920	50.3	42.1	4	25	84	0
Opponents		50	2399	48.0	39.9	3	16	67	0
Punt Returns		Ret	FC	Yds	Avg	Long	TD		
J.Darden		20	3	226	11.3	28	0		
J.Proche		13	1	119	9.2	17	0		
E.Moore		0	2	0	0.0	0	0		
Team		33	6	345	10.5	28	0		
Opponents		25	14	398	15.9	60t	1		
Kickoff Returns		No.	Yds	Avg	Long	TD			
P.Strong		11	255	23.2	27	0			
D.Foreman		5	116	23.2	29	0			
J.Ford		5	109	21.8	27	0			
J.Darden		4	97	24.3	28	0			
G.Brightwell		2	36	18.0	24	0			
J.Proche		0	0	0.0	0	0			
Team		27	613	22.7	29	0			
Opponents		22	604	27.5	100t	1			
Field Goals		1-19	20-29	30-39	40-49	50+			
D.Hopkins		0/0	1/2	6/6	4/5	4/8			
Team		0/0	1/2	6/6	4/5	4/8			
Opponents		0/0	4/4	2/2	6/9	3/7			

Fumbles Lost: D.Watson 3, J.Winston 2, C.Tillman 1 Total: 6
Opponent Fumble Recoveries: R.McLeod 1, D.Ward 1, G.Delpit 1,
M.Emerson 1, R.Hickman 1, W.Reid 1 Total: 6

Passing	Att	Cmp	Yds	Cmp%	Yds/Att	TD	TD%	Int	Int%	Long	Sack	Lost	Rating
J.Winston	172	107	1266	62.2%	7.4	7	4.1%	4	2.3%	89t	13/	55	88.5
D.Watson	216	137	1148	63.4%	5.3	5	2.3%	3	1.4%	35	33/	191	79.0
D.Thompson-Robinson	25	11	82	44.0%	3.3	0	0.0%	2	8.0%	16	1/	3	19.1
Team	413	255	2496	61.7%	6.0	12	2.9%	9	2.2%	89t	47/	249	79.3
Opponents	322	201	2553	62.4%	7.9	15	4.7%	2	0.6%	71t	32/	195	100.1

DEFENSIVE STATISTICS

PLAYER	TACKLES			SK	YDS	INTERCEPTIONS			TD	PD	FUMBLES		YDS
	TOTAL	SOLO	ASST			NO	YDS	LG			FF	FR	
Grant Delpit	69	43	26	0	0	0	0	0	0	1	0	0	0
Jeremiah Owusu-Koramoah	60	38	22	3	14	1	0	0	0	3	1	0	0
Martin Emerson	55	44	11	0	0	0	0	0	0	5	1	1	0
Devin Bush	50	32	18	1	2	0	0	0	0	1	0	0	0
Jordan Hicks	36	18	18	2	7	0	0	0	0	2	0	0	0
Mohamoud Diabate	36	20	16	0	0	0	0	0	0	2	0	0	0
Juan Thornhill	32	20	12	0	0	0	0	0	0	1	0	0	0
Shelby Harris	31	14	17	1.5	9	0	0	0	0	2	1	0	0
Rodney McLeod	28	21	7	0	0	0	0	0	0	3	0	1	25
Myles Garrett	28	24	4	10	66	0	0	0	0	0	3	0	0
Denzel Ward	25	21	4	0	0	1	0	0	0	17	1	1	0
Ronnie Hickman	24	20	4	0	0	0	0	0	0	1	0	1	0
Greg Newsome II	24	22	2	0	0	0	0	0	0	3	0	0	0
Za'Darius Smith	23	15	8	5	29	0	0	0	0	0	0	0	0
Isaiah McGuire	18	9	9	0.5	2.5	0	0	0	0	0	1	0	0
Dalvin Tomlinson	18	9	9	3.0	24	0	0	0	0	0	0	0	0
Ogbo Okoronkwo	18	12	6	3	26	0	0	0	0	0	1	0	0
Maurice Hurst	15	8	7	0.5	3	0	0	0	0	0	0	0	0
Cameron Mitchell	10	8	2	0	0	0	0	0	0	0	0	0	0
Winston Reid	9	4	5	0.5	3	0	0	0	0	2	0	1	0
Alex Wright	8	5	3	1	2	0	0	0	0	0	0	0	0
Quinton Jefferson	6	1	5	1	8	0	0	0	0	0	0	0	0
Mike Hall	4	2	2	0	0	0	0	0	0	0	0	0	0
D'Anthony Bell	4	3	1	0	0	0	0	0	0	0	0	0	0
Sam Kamara	3	2	1	0	0	0	0	0	0	0	0	0	0
Nathaniel Watson	3	2	1	0	0	0	0	0	0	0	0	0	0
Tony Fields	2	1	1	0	0	0	0	0	0	0	0	0	0
Elerson Smith	2	1	1	0	0	0	0	0	0	0	0	0	0
Mike Ford	1	1	0	0	0	0	0	0	0	0	0	0	0
Totals	642	420	222	32	195	2	0	0	0	43	9	5	25

SPECIAL TEAMS STATISTICS

PLAYER	TOTAL	SOLO	ASST	FF	FR	BLK
D'Anthony Bell	10	5	5	0	0	0
Khaleke Hudson	7	5	2	0	0	0
Winston Reid	7	4	3	0	0	0
Tony Brown	5	2	3	1	0	0
Mike Ford	4	3	1	0	0	0
Mohamoud Diabate	3	2	1	0	0	0
Nathaniel Watson	3	2	1	0	0	0
Grant Delpit	3	2	1	0	1	0
Pierre Strong	2	2	0	0	0	0
Sam Kamara	2	1	1	0	0	0
Devin Bush	2	1	1	0	0	0
Isaiah McGuire	2	1	1	0	0	0
Ogbo Okoronkwo	2	1	1	0	0	0
Rodney McLeod	2	2	0	0	0	0
Charley Hughlett	1	1	0	0	0	0
Jeremiah Owusu-Koramoah	1	1	0	0	0	0
Rex Sunahara	1	1	0	0	0	0
Geoff Swaim	1	1	0	0	0	0
Corey Bojorquez	1	1	0	0	0	0
Mike Hall	1	0	1	0	0	0
Myles Garrett	0	0	0	0	0	1
Totals	60	38	22	1	1	1

MISCELLANEOUS STATISTICS

PLAYER	TKL	FF	FR
David Njoku	3	0	0
Elijah Moore	3	0	0
Jordan Akins	1	0	1
Jedrick Wills	1	0	0
James Proche	1	0	0
Joel Bitonio	0	0	2
Deshaun Watson	0	0	1
D'Onta Foreman	0	0	1
Jameis Winston	1	0	1
Totals	10	0	6

DEFENSIVE/SPECIAL TEAMS SCORING STATISTICS

PLAYER	INT	FUM	KOR	PR
Rodney McLeod	0	1	0	0
(blocked-FG return)				
Alex Wright (safety)	0	0	0	0
Totals	0	1	0	0

2024 BROWNS GAME-BY-GAME OFFENSIVE STATISTICS

1ST DOWNS					DOWN CONV.				RUSHING				PASS				TDs				Fbs				PEN		PUNTS			
OPP	T	R	Pass	Pen.	3rd	4th	Net Yds.	Plays	Net	Att.	Avg.	Net	Skd-Yds.	Gross	A	C	TD	INT	R	P	Ret.	M	A	No.	Lost	No.	Yds.	Avg.	POSS.	
vs. DAL (9/8)	15	5	8	2	2-15-13.3%	4-5-60.0%	230	70	93	19	4.9	137	6-32	169	45	24	2	2	1	1	0	1	1	1	0	11	64	7	51.0	30-54
at JAX (9/15)	18	7	3	3	2-14-14.3%	3-3-100.0%	297	65	125	29	4.3	172	2-14	186	34	22	1	0	1	0	0	3	3	1	0	13	100	5	43.6	34-23
vs. NYG (9/22)	16	7	7	2	4-14-28.6%	1-3-33.3%	217	63	69	18	3.8	148	8-48	196	37	21	2	0	0	2	0	0	1	2	2	5	48	6	51.0	26-04
at LV (9/29)	16	6	9	1	3-10-30.0%	0-1-0.0%	241	57	92	22	4.2	149	3-27	176	32	24	2	1	0	1	1	1	1	1	0	5	38	5	63.2	30-42
at WAS (10/6)	12	4	7	2	1-13-7.7%	2-3-66.7%	212	59	104	23	4.5	108	7-33	141	29	16	1	0	0	1	0	2	2	1	1	9	52	7	51.6	28-42
at PHI (10/13)	14	6	7	1	3-12-25.0%	1-1-100%	244	53	100	25	4.0	144	5-24	168	23	16	1	0	0	0	1	3	4	0	7	55	4	55.8	31-27	
vs. CIN (10/20)	18	5	12	1	8-19-42.1%	1-2-50.0%	336	77	77	21	3.7	259	4-18	277	52	31	2	2	1	1	0	0	1	1	0	10	80	7	50.7	34-29
vs. BAL (10/27)	22	5	16	1	8-15-53.3%	0-0-0.0%	401	66	80	23	3.5	321	2-13	334	41	27	3	0	0	3	0	3	3	1	1	7	74	3	48.7	31-06
vs. LAC (11/3)	21	6	14	1	6-17-35.3%	2-3-66.7%	292	76	79	24	3.3	213	6-22	235	46	26	1	3	0	1	0	1	2	1	0	4	25	6	53.0	34-09
at NO (11/17)	22	3	17	2	3-13-23.1%	1-3-33.3%	443	70	66	20	3.3	377	3-18	395	47	30	2	0	0	2	0	0	2	0	0	3	14	5	45.6	29-22
vs. PIT (11/21)	17	8	8	1	1-10-10.0%	4-4-100.0%	304	55	85	27	3.1	219	1-1	219	27	18	3	1	3	0	0	1	1	3	2	8	48	3	30.7	24-58
at DEN (12/2)																														
at PIT (12/8)																														
vs. KC (12/15)																														
at CIN (12/19)																														
vs. MIA (12/29)																														
at GB (1/6)																														
TOTAL	190	62	112	16	41-152-27.0%	18-28-64.3%	3,217	711	970	251	88.2	2,247	47-249	2,496	413	255	20	9	6	12	2	15	19	12	6	82	598	58	50.3	30-34

0

2024 BROWNS GAME-BY-GAME DEFENSIVE STATISTICS

1ST DOWNS										DOWN CONV.				RUSHING				PASS				TDs				FUM				PEN		PUNTS	
OPP	T	R	Pass	Pen.	3rd	4th	Net Yds.	Plays	Net	Att.	Avg.	Net	Skd-Yds.	Gross	A	C	TD	INT	R	P	Ret.	M	A	No.	Lost	No.	Yds.	No.	Avg.	POSS.			
vs. DAL (9/8)	15	7	8	0	4-14-28.6%	0-0-0.0%	265	60	102	25	4.1	163	3-16	179	32	19	3	0	1	1	1	4	4	1	0	11	85	6	49.0	29-06			
at JAX (9/15)	18	7	9	2	3-9-33.3%	0-0-0.0%	323	55	127	21	6.0	196	4-24	220	30	14	2	0	1	1	0	2	3	1	0	6	52	3	52.0	25-37			
vs. NYG (9/22)	21	7	13	1	4-14-28.6%	1-1-100.0%	340	69	112	32	3.5	228	2-8	236	35	24	2	0	1	2	0	0	1	3	2	9	68	7	51.6	33-56			
at LV (9/29)	17	8	7	2	4-12-33.3%	0-0-0.0%	268	55	152	29	5.2	116	2-14	130	24	14	2	0	2	0	0	2	2	1	1	6	49	4	58.0	29-18			
at WAS (10/6)	19	10	8	1	8-17-47.1%	2-2-100.0%	434	65	215	34	6.3	219	3-17	236	28	15	4	1	3	1	0	2	2	2	1	5	31	4	48.0	31-18			
at PHI (10/13)	19	8	11	0	5-14-35.7%	2-2-100.0%	372	62	116	36	3.2	256	1-8	264	25	16	2	0	0	2	0	2	3	1	0	5	40	3	48.7	28-33			
vs. CIN (10/20)	12	3	8	1	2-13-15.4%	0-1-0.0%	223	53	59	25	2.4	164	3-17	181	25	15	3	0	0	2	1	0	1	0	0	3	37	8	44.3	25-31			
at BAL (10/27)	22	5	14	3	2-10-20.0%	0-2-0.0%	387	62	124	21	5.9	263	3-26	289	38	23	3	0	1	2	0	1	2	0	0	7	53	4	52.3	28-54			
vs. LAC (11/3)	13	3	10	0	5-14-35.7%	1-1-100.0%	342	56	96	23	4.2	246	6-36	282	27	18	4	0	2	2	0	0	1	0	0	5	35	7	47.1	25-51			
at NO (11/17)	19	8	11	0	5-10-50.0%	1-1-100.0%	473	58	214	28	7.6	259	1-7	266	29	22	5	1	3	2	0	0	0	2	1	5	41	3	36.7	30-38			
vs. PIT (11/21)	17	5	10	2	7-16-43.8%	1-3-33.3%	368	67	120	34	3.5	248	8-19	270	29	21	2	0	1	1	0	2	3	2	1	6	39	1	15.0	35-02			
at DEN (12/2)																																	
at PIT (12/8)																																	
vs. KC (12/15)																																	
at CIN (12/19)																																	
vs. MIA (12/29)																																	
at GB (1/6)																																	
TOTAL	192	71	109	12	49-143-34.3%	8-13-61.5%	3,795	662	1,437	308	130.6	2,358	32-195	2,358	322	201	32	2	15	15	2	15	22	13	6	68	530	50	48.0	29-26			

WEEK 1



COWBOYS 33
BROWNS 17
Sept. 8, 2024
Huntington Bank Field, Cleveland, OH



TEAM	1	2	3	4	F
Dallas	7	13	10	3	33
Cleveland	3	0	7	7	17

SCORING SUMMARY

TEAM Q TIME PLAY


Browns	1	9:23	D. Hopkins 51 yd. Field Goal (6-13, 3:16)
Cowboys	1	6:55	B. Cooks 21 yd. pass from D. Prescott (B. Aubrey kick) (6-70, 2:28)
Cowboys	2	5:15	E. Elliott 3yd. run (B. Aubrey kick) (11-78, 5:56)
Cowboys	2	2:06	B. Aubrey 57yd. Field Goal (5-17, 2:28)
Cowboys	2	0:51	B. Aubrey 40yd. Field Goal (4-1, 0:55)
Cowboys	3	12:59	K. Turpin 60yd. punt return (B. Aubrey kick)
Browns	3	8:42	J. Jeudy 6 yd. pass from D. Watson (D. Hopkins kick) (12-75, 4:17)
Cowboys	3	1:27	B. Aubrey 50yd. Field Goal (6-14, 2:28)
Cowboys	4	11:51	B. Aubrey 46yd. Field Goal (6-10, 2:16)
Browns	4	0:29	J. Ford 2yd. run (D. Hopkins kick) (15-64, 6:53)

TEAM STATISTICS

	DAL	CLE
FIRST DOWNS:	15	15
TIME OF POSSESSION:	29:06	30:54
TOTAL NET YARDS: (RU/PA):	265 (102/163)	230 (93/137)
SACKS/YARDS	6/32	3/16
PUNTS/AVERAGE:	6/49.0	7/51.0
PENALTIES/YARDS:	11/85	11/64
FUMBLES/LOST:	1/0	1/0

INDIVIDUAL STATISTICS

PASSING: DAL: D. Prescott 32-19-179 (1 TD); CLE: D. Watson 45-24-169 (1 TD, 2 INT)
RUSHING: DAL: E. Elliott 10-40 (TD), R. Dowdle 8-26, C. Lamb 3-25, B. Cooks 1-5, D. Vaughn 1-4, D. Prescott 1-3, C. Rush 1-1; CLE: J. Ford 12-44 (TD), D. Watson 5-39, P. Strong 2-10
RECEIVING: DAL: C. Lamb 5-61, B. Cooks 4-40 (TD), J. Ferguson 3-15, H. Luepke 2-18, E. Elliott 2-9, J. Brooks 1-18, J. Tolbert 1-12, R. Dowdle 1-6; CLE: J. Ford 6-25, D. Njoku 4-44, J. Akins 3-27, J. Jeudy 3-27, E. Moore 3-9, P. Strong 2-20, A. Cooper 2-16, C. Tillman 1-3.



WEEK 2



BROWNS 18
JAGUARS 13
Sept. 15, 2024
EverBank Stadium, Jacksonville, FL



TEAM	1	2	3	4	F
Cleveland	7	6	3	2	18
Jacksonville	0	3	7	3	13

SCORING SUMMARY

TEAM Q TIME PLAY

Browns	1	2:29	D. Watson 1 yd. run (D. Hopkins kick) (16-89, 9:14)
Browns	2	9:52	D. Hopkins 53 yd. Field Goal (12-41, 6:35)
Jaguars	2	4:44	C. Little 22 yd. Field Goal (11-66, 5:08)
Browns	2	0:27	D. Hopkins 38 yd. Field Goal (8-52, 4:17)
Browns	3	10:20	D. Hopkins 44 yd. Field Goal (6-23, 2:16)
Jaguars	3	1:11	T. Etienne 4 yd. run (C. Little kick) (3-72, 1:18)
Jaguars	4	7:32	C. Little 25 yd. Field Goal (13-83, 6:42)
Browns	4	1:44	T. Lawrence sacked in end zone by A. Wright for a Safety

TEAM STATISTICS


	CLE	JAX
FIRST DOWNS:	17	18
TIME OF POSSESSION:	34:23	25:37
TOTAL NET YARDS: (RU/PA):	297 (125/172)	323 (127/196)
SACKS/YARDS	4/24	2/14
PUNTS/AVERAGE:	5-43.6	3-52.0
PENALTIES/YARDS:	13-100	6-52
FUMBLES/LOST:	1-0	1-0

INDIVIDUAL STATISTICS


PASSING: CLE: D. Watson 34-22-186; JAX: T. Lawrence 30-14-220
RUSHING: CLE: J. Ford 7-64, D. Foreman 14-42, D. Watson 5-20 (TD), J. Winston 2-4, P. Strong 1--5; JAX: T. Etienne 13-52 (TD), T. Lawrence 2-45, D. Johnson 5-26, D. Duvernay 1-4.
RECEIVING: CLE: E. Moore 6-44, J. Jeudy 5-73, D. Bell 3-27, A. Cooper 3-11, P. Strong 1-10, J. Akins 1-10, D. Foreman 1-9, C. Tillman 1-2, J. Ford 1-0; JAX: B. Strange 3-65, G. Davis 3-43, T. Etienne 3-6, B. Thomas 2-94, L. Farrell 2-13, C. Kirk 1-1.



WEEK 3



GIANTS 21
BROWNS 15
Sept. 22, 2024
Huntington Bank Field, Cleveland, OH



TEAM	1	2	3	4	F
New York	7	14	0	0	21
Cleveland	7	0	7	8	15

SCORING SUMMARY

TEAM	Q	TIME	PLAY
Browns	1	14:49	A.Cooper 24 yd. pass from D.Watson (D.Hopkins kick) (1-24, 0:06)
Giants	1	2:07	D.Singletary 1 yd. run (G.Joseph kick) (13-81, 7:44)
Giants	2	1:44	M.Nabers 3 yd. pass from D.Jones (G.Joseph kick) (14-93, 6:51)
Giants	2	0:11	M.Nabers 5 yd. pass from D.Jones (G.Joseph kick) (4-30, 0:21)
Browns	4	11:33	A.Cooper 6 yd. pass from D.Watson (D.Watson-J.Jeudy pass) (5-49, 2:07)

TEAM STATISTICS


	NYG	CLE
FIRST DOWNS:	21	16
TIME OF POSSESSION:	33:56	26:04
TOTAL NET YARDS: (RU/PA):	340 (112/228)	217(69/148)
SACKS/YARDS	2/8	8/48
PUNTS/AVERAGE:	7/51.6	6/51.0
PENALTIES/YARDS:	9/68	5/48
FUMBLES/LOST:	3/2	2/2

INDIVIDUAL STATISTICS


PASSING: NYG: D. Jones 34-24-236 (2 TD); CLE: D. Watson 37-21-196 (2 TD).
RUSHING: NYG: D.Singletary 16-65 (TD), T.Tracy 5-23, D.Jones 8-20, M.Nabers 2-4, E.Gray 1-0; CLE: J.Ford 10-37, D. Watson 4-26, D.Foreman 2-5, J.Winston 2-1.
RECEIVING: NYG: M.Nabers 8-78 (2 TD), W.Robinson 7-61, D.Singletary 4-43, T.Tracy 2-17, D.Bellinger 1-17, T.Johnson 1-13, D.Slayton 1-7; CLE: A.Cooper 7-86 (2 TD) , J.Akins 4-29, J.Jeudy 4-27, J.Ford 3-33, E.Moore 2-17, C.Tillman 1-4.



WEEK 4



BROWNS 16
RAIDERS 20
Sept. 29, 2024
Allegiant Stadium, Las Vegas, NV



TEAM	1	2	3	4	F
Cleveland	10	0	0	6	16
Las Vegas	0	10	10	0	20

SCORING SUMMARY

TEAM	Q	TIME	PLAY
Browns	1	5:38	B.Whiteheart 1 yd. pass from D.Watson (D.Hopkins kick) (15-70, 9:22)
Browns	1	0:35	D.Hopkins 56 yd. Field Goal (6-17, 3:20)
Raiders	2	9:50	T.Tucker 3 yd. run (D.Carlson kick) (11-70, 5:45)
Raiders	2	2:52	D.Carlson 52 yd. Field Goal (9-45, 5:06)
Raiders	3	11:28	D.Carlson 34 yd. Field Goal (8-55, 3:32)
Raiders	3	5:23	D.Turner 18 yd. run (D.Carlson kick) (6-52, 2:36)
Browns	4	14:50	R.McLeod 25 yd. fumble return (kick failed, wl)

TEAM STATISTICS


	CLE	LV
FIRST DOWNS:	16	17
TIME OF POSSESSION:	30:42	29:18
TOTAL NET YARDS: (RU/PA):	241 (92/149)	268(152/116)
SACKS/YARDS	2/14	3/27
PUNTS/AVERAGE:	5-63.2	4-58.0
PENALTIES/YARDS:	5/38	6/49
FUMBLES/LOST:	1/0	1/1

INDIVIDUAL STATISTICS

PASSING: CLE: D.Watson 32-24-176 (1 TD); LV: G.Minshew 24-14-130.
RUSHING: CLE: J.Ford 10-58, D.Watson 8-32, D.Foreman 4-2; LV: A.Mattison 5-60, Z.White 17-50, D.Turner 1-18 (TD), B.Bowers 1-12, T.McAllister 2-11, T.Tucker 1-3(TD), G.Minshew 2--2.
RECEIVING: CLE: J.Ford 7-27, J.Jeudy 6-72, A.Cooper 4-35, B.Whiteheart 3-13 (TD), E.Moore 1-11, J.Akins 1-10, D.Foreman 1-5, J.Proche 1-3; LV: J.Meyers 5-49, T.Tucker 5-41, H.Bryant 2-21, B.Bowers 2-19.




WEEK 5



BROWNS 13
COMMANDERS 34

Oct. 6, 2024

Northwest Stadium, Landover, MD



TEAM	1	2	3	4	F
Cleveland	0	3	3	7	13
Washington	7	17	10	0	34

SCORING SUMMARY

TEAM Q TIME PLAY

Commanders	1	2:40	B.Robinson 4 yd. run (A.Seibert kick) (6-34, 3:25)
Browns	2	13:08	D.Hopkins 51 yd. Field Goal (6-10, 1:52)
Commanders	2	8:41	A.Seibert 27 yd. Field Goal (8-71, 4:27)
Commanders	2	3:11	B.Robinson 1 yd. run (A.Seibert kick) (10-74, 3:37)
Commanders	2	0:36	D.Brown 41 yd. pass from J.Daniels (A.Seibert kick) (5-62, 0:59)
Browns	3	12:12	D.Hopkins 31 yd. Field Goal (6-17, 2:40)
Commanders	3	7:23	J.McNichols 3 yd. run (A.Seibert kick) (9-80, 4:49)
Commanders	3	2:35	A.Seibert 30 yd. Field Goal (7-38, 3:13)
Browns	4	7:02	J.Akins 10 yd. pass from D.Watson (D.Hopkins kick) (9-54, 4:49)

TEAM STATISTICS

	CLE	WAS
FIRST DOWNS:	12	19
TIME OF POSSESSION:	28:42	31:18
TOTAL NET YARDS: (RU/PA):	212 (104/108)	434(215/219)
SACKS/YARDS	7/33	3/17
PUNTS/AVERAGE:	7-51.6	4-48.0
PENALTIES/YARDS:	9/52	5/31
FUMBLES/LOST:	1/1	2/1

INDIVIDUAL STATISTICS


PASSING: CLE: D. Watson 28-15-125 (1 TD), J. Winston 1-1-16; **WAS:** J. Daniels 25-14-238 (1 TD), M. Mariota 3-1 -2.

RUSHING: CLE: J.Ford 9-47, D.Foreman 9-44, D.Watson 3-14, P.Strong 1-2, J.Winston 1- -3; **WAS:** J.Daniels 11-82, A.Ekeler 6-67, J.McNichols 7-44 (TD), B.Robinson 7-18 (2 TD), M.Mariota 2-2, T.McLaurin 1-2.

RECEIVING: CLE: A.Cooper 4-60, J.Akins 3-22 (TD), E.Moore 4-11, J.Ford 3-2, J.Jeudy 1-16, D.Foreman 1-16, D.Njoku 1-14; **WAS:** T.McLaurin 4-112, L.McCaffrey 3-19, D.Brown 2-57 (TD), A.Ekeler 2-30, Z.Ertz 2-10, O.Zaccheaus 1-10, B.Tremayne 1- -2.




WEEK 6



BROWNS 16
EAGLES 20

Oct. 13, 2024

Lincoln Financial Field, Philadelphia, PA



TEAM	1	2	3	4	F
Cleveland	0	10	0	6	16
Philadelphia	0	10	3	7	20

SCORING SUMMARY

TEAM Q TIME PLAY

Eagles	2	13:02	J.Elliott 49 yd. Field Goal (14-58, 6:48)
Eagles	2	7:17	A.Brown 22 yd. pass from J.Hurts (J.Elliott kick) (10-84, 4:46)
Browns	2	1:58	D.Hopkins 43 yd. Field Goal (10-45, 5:19)
Browns	2	0:14	R.McLeod 50 yd. return of blocked field goal (D.Hopkins kick)
Eagles	3	2:50	J.Elliott 44 yd. Field Goal (7-27, 3:57)
Browns	4	9:49	D.Hopkins 49 yd. Field Goal (12-39, 8:01)
Eagles	4	7:54	D.Smith 45 yd. pass from J.Hurts (J.Elliott kick) (4-70, 1:55)
Browns	4	3:54	D.Hopkins 31 yd. Field Goal (9-57, 4:00)

TEAM STATISTICS

	CLE	PHI
FIRST DOWNS:	14	19
TIME OF POSSESSION:	31:27	28:33
TOTAL NET YARDS: (RU/PA):	244 (100/144)	372(116/256)
SACKS/YARDS	5/24	1/8
PUNTS/AVERAGE:	4/55.8	3/48.7
PENALTIES/YARDS:	7/55	5/40
FUMBLES/LOST:	0/0	1/0

INDIVIDUAL STATISTICS

PASSING: CLE: D. Watson 23-16-168; **PHI:** J. Hurts 25-16-264 (2 TD).

RUSHING: CLE: P. Strong 8-43, D. Foreman 10-31, D. Watson 4-17, J. Ford 2-14, C. Tillman 1- -5; **PHI:** S. Barkley 18-47, J. Hurts 14-33, K. Gainwell 3-23, J. Dotson 1-13.

RECEIVING: CLE: D. Njoku 5-31, A. Cooper 4-42, P. Strong 2-35, D. Foreman 2-16, J. Jeudy 1-35, J. Darden 1-6, E. Moore 1-3; **PHI:** A. Brown 6-116(TD) , G. Calcaterra 4-67, D. Smith 3-64, S. Barkley 2-7, J. Dotson 1-10.



WEEK 7



BENGALS 21
BROWNS 14
Oct. 20, 2024
Huntington Bank Field, Cleveland, OH



TEAM	1	2	3	4	F
Cincinnati	7	0	14	0	21
Cleveland	0	6	0	8	14

SCORING SUMMARY

TEAM Q TIME PLAY

Bengals	1	14:48	C.Jones 100 yd. kickoff return (E.McPherson kick) (0-0, 0:12)
Browns	2	0:56	N.Chubb 1 yd. run (kick failed, wl) (12-78, 4:29)
Bengals	3	7:56	J.Chase 18 yd. pass from J.Burrow (E.McPherson kick) (5-65, 2:53)
Bengals	3	1:30	T.Higgins 25 yd. pass from J.Burrow (E.McPherson kick) (4-50, 1:55)
Browns	4	1:27	D.Njoku 8 yd. pass from J.Winston (J.Winston-C.Tillman pass) (12-60, 2:16)

TEAM STATISTICS


	CIN	CLE
FIRST DOWNS:	12	18
TIME OF POSSESSION:	25:31	34:29
TOTAL NET YARDS: (RU/PA):	223 (59/164)	336(77/259)
SACKS/YARDS	3/17	2/13
PUNTS/AVERAGE:	8-44.3	7-50.7
PENALTIES/YARDS:	3/37	4/35
FUMBLES/LOST:	0/0	1/0

INDIVIDUAL STATISTICS

PASSING: CIN: J. Burrow 25-15-181 (2 TD); CLE: D.Thompson-Robinson 24-11-8, D. Watson 17-15-128, J.Winston 11-5-67 (TD).

RUSHING: CIN: C.Brown 15-44, J.Chase 1-11, Z.Moss 6-7, J.Burrow 3-3; CLE: D.Thompson-Robinson 3-44, N.Chubb 11-22 (TD), P.Strong 3-6, D.Foreman 2-5, D.Watson 2-0.

RECEIVING: CIN: J.Chase 5-55 (TD), T.Higgins 4-82, Z.Moss 3-33, C.Brown 2-9, M.Gesicki 1-2; CLE: D.Njoku 10-76 (TD) , C.Tillman 8-81,E.Moore 6-41, J.Akins 4-42, J.Jeudy 1-18, N.Chubb 1-10, P.Strong 1-9.



WEEK 8



RAVENS 24
BROWNS 29
Oct. 27, 2024
Huntington Bank Field, Cleveland, OH



TEAM	1	2	3	4	F
Baltimore	0	10	7	7	24
Cleveland	3	3	14	9	29

SCORING SUMMARY

TEAM Q TIME PLAY

Browns	1	0:37	D.Hopkins 28 yd. Field Goal (14-81, 8:08)
Ravens	2	11:51	J.Tucker 49 yd. Field Goal (7-40, 3:46)
Browns	2	3:41	D.Hopkins 33 yd. Field Goal (10-52, 5:39)
Ravens	2	0:27	N.Agholor 11 yd. pass from L.Jackson (J.Tucker kick) (2-25, 0:41)
Browns	3	10:46	D.Njoku 23 yd. pass from J.Winston (D.Hopkins kick) (8-70, 4:14)
Ravens	3	4:42	M.Andrews 7 yd. pass from L.Jackson (J.Tucker kick) (6-62, 2:59)
Browns	3	2:01	C.Tillman 22 yd. pass from J.Winston (D.Hopkins kick) (6-72, 2:41)
Browns	4	4:55	D.Hopkins 48 yd. Field Goal (8-32, 4:11)
Ravens	4	2:36	D.Henry 2 yd. run (J.Tucker kick) (6-91, 2:19)
Browns	4	0:59	C.Tillman 38 yd. pass from J.Winston (pass failed) (9-69, 1:37)

TEAM STATISTICS

	BAL	CLE
FIRST DOWNS:	22	22
TIME OF POSSESSION:	28:54	31:06
TOTAL NET YARDS: (RU/PA):	387 (124/263)	401(80/321)
SACKS/YARDS	3/26	2/13
PUNTS/AVERAGE:	4/52.3	3/48.7
PENALTIES/YARDS:	7/53	7/74
FUMBLES/LOST:	0/0	1/1

INDIVIDUAL STATISTICS


PASSING: BAL: L. Jackson 38-23-289 (2 TD); CLE: J. Winston 41-27-334 (3 TD).

RUSHING: BAL: D. Henry 11-73 (TD), L. Jackson 8-46, J. Hill 2-5; CLE: N. Chubb 16-52, D.Foreman 5-26, J.Winston 2-2.

RECEIVING: BAL: Z. Flowers 7-111, M. Andrews 5-36, I. Likely 4-47, N. Agholor 3-36, R. Bateman 1-28, J. Hill 1-14, C. Kolar 1-9, D. Henry 1-4; CLE: E. Moore 8-85, C. Tillman 7-99 (2 TD), J.Jeudy 5-79, D. Njoku 5-61, G. Swaim 1-7, P. Strong 1-3.




WEEK 9



CHARGERS 27
BROWNS 10
Nov. 3, 2024

Huntington Bank Field, Cleveland, OH



TEAM	1	2	3	4	F
Los Angeles	7	13	0	7	27
Cleveland	0	3	0	7	10

SCORING SUMMARY

TEAM	Q	TIME	PLAY
Chargers	1	6:49	J.Palmer 28 yd. pass from J.Herbert (C.Dicker kick) (6-30, 3:44)
Browns	2	9:30	D.Hopkins 38 yd. Field Goal (10-34, 5:19)
Chargers	2	8:01	Q.Johnston 66 yd. pass from J.Herbert (kick failed, wl) (3-70, 1:29)
Chargers	2	3:30	J.Dobbins 16 yd. run (C.Dicker kick) (5-60, 2:47)
Chargers	4	4:16	J.Dobbins 7 yd. run (C.Dicker kick) (4-46, 2:14)
Browns	4	0:44	C.Tillman 17 yd. pass from J.Winston (D.Hopkins kick) (12-70, 3:32)


TEAM STATISTICS	LAC	CLE
FIRST DOWNS:	13	21
TIME OF POSSESSION:	25:51	34:09
TOTAL NET YARDS: (RU/PA):	342 (96/246)	292(79/213)
SACKS/YARDS	6/22	6/36
PUNTS/AVERAGE:	7-47.1	6-53.0
PENALTIES/YARDS:	5/35	4/25
FUMBLES/LOST:	0/0	1/0

INDIVIDUAL STATISTICS

PASSING: LAC: J. Herbert 27-18-282 (2 TD); CLE: J. Winston 46-26-235 (1 TD).
RUSHING: LAC: J. Dobbins 14-85 (2 TD), K. Vidal 5-7, J. Herbert 3-2, Q. Johnston 1-2; CLE: N. Chubb 15-39, J. Winston 5-27, P. Strong 2-8, J.Ford 2-5.
RECEIVING: LAC: L. McConkey 5-64, Q. Johnston 4-118 (TD), J. Palmer 2-63 (TD), J. Dobbins 2-20, W. Dissly 2-9, H. Hurst 1-6, E. Tomlinson 1-2; CLE: J. Jeudy 7-73, C. Tillman 6-75, D. Njoku 5-29, J. Akins 3-32, E. Moore 3-28, J. Ford 1-2, N. Chubb 1- -4.




WEEK 11



BROWNS 14
SAINTS 35
Nov. 17, 2024

Caesars Superdome, New Orleans, LA



TEAM	1	2	3	4	F
Cleveland	6	0	8	0	14
New Orleans	7	7	0	21	35

SCORING SUMMARY

TEAM	Q	TIME	PLAY
Saints	1	9:54	T.Hill 10 yd. run (B.Grupe kick) (6-49, 2:34)
Browns	1	1:52	J.Jeudy 89 yd. pass from J.Winston (pass failed) (1-89, 0:15)
Saints	2	12:40	M.Valdes-Scantling 71 yd. pass from D.Carr (B.Grupe kick) (3-80, 1:34)
Browns	3	8:49	E.Moore 30 yd. pass from J.Winston (J.Winston-D.Njoku pass) (8-92, 4:12)
Saints	4	13:22	T.Hill 33 yd. run (B.Grupe kick) (9-77, 4:56)
Saints	4	6:04	J.Johnson 1 yd. pass from D.Carr (B.Grupe kick) (6-35, 2:56)
Saints	4	2:26	T.Hill 75 yd. run (B.Grupe kick) (2-78, 0:17)


TEAM STATISTICS	CLE	NO
FIRST DOWNS:	22	19
TIME OF POSSESSION:	29:22	30:38
TOTAL NET YARDS: (RU/PA):	443 (66/377)	473 (214/259)
SACKS/YARDS	3/18	1/7
PUNTS/AVERAGE:	5/45.6	3/36.7
PENALTIES/YARDS:	3/14	5/41
FUMBLES/LOST:	0/0	2/1

INDIVIDUAL STATISTICS

PASSING: CLE: J. Winston 46-30-395, D. Thompson-Robinson 1-0-0; NO: D. Carr 27-21-248 (2 TD), T. Hill 2-1-18.
RUSHING: CLE: N. Chubb 11-50, J. Ford 5-10, J. Winston 1-8, P. Strong 2-5, K. Toney 1- -7; NO: T. Hill 7-138 (3 TD), A. Kamara 16-67, D. Carr 1-8, J. Mims 2-3, J. Haener 2- -2.
RECEIVING: CLE: D. Njoku 9-81, J. Jeudy 6-142, E. Moore 6-66, J. Ford 4-29, C. Tillman 3-47, J. Akins 1-19, J. Thrash 1-11; NO: T. Hill 8-50, A. Kamara 4-22, F. Moreau 3-50, J. Johnson 3-30, M. Valdes-Scantling 2-87, K. Austin 1-18, D. Pettis 1-9.




WEEK 12



STEELERS 19
BROWNS 24

Nov. 21, 2024

Huntington Bank Field, Cleveland, OH



TEAM	1	2	3	4	F
Pittsburgh	0	3	3	13	19
Cleveland	0	10	0	14	24

SCORING SUMMARY

TEAM	Q	TIME	PLAY
Steelers	2	10:53	C.Boswell 48 yd. Field Goal (10-59, 6:08)
Browns	2	4:00	N.Chubb 2 yd. run (D.Hopkins kick) (12-80, 6:53)
Browns	2	0:40	D.Hopkins 34 yd. Field Goal (6-15, 2:31)
Steelers	3	1:56	C.Boswell 28 yd. Field Goal (13-71, 7:13)
Browns	4	12:16	J.Winston 2 yd. run (J.Winston-D.Njoku pass) (10-65, 4:40)
Steelers	4	7:57	J.Warren 3 yd. run (C.Boswell kick) (7-69, 4:19)
Steelers	4	6:15	C.Austin 23 yd. pass from R.Wilson (pass failed) (3-27, 0:50)
Browns	4	0:57	N.Chubb 2 yd. run (pass failed)

TEAM STATISTICS

	PIT	CLE
FIRST DOWNS:	17	17
TIME OF POSSESSION:	35:02	24:58
TOTAL NET YARDS: (RU/PA):	368 (120/248)	304 (85/219)
SACKS/YARDS	4/22	1/0
PUNTS/AVERAGE:	1/15.0	3/30.7
PENALTIES/YARDS:	6/39	8/48
FUMBLES/LOST:	2/1	3/2

INDIVIDUAL STATISTICS

PASSING: PIT: R. Wilson 28-21-270 (1 TD); CLE: J. Winston 27-18-219.
RUSHING: PIT: J. Warren 11-45 (1 TD), N. Harris 16-41, J. Fields 3-26, R. Wilson 3-10, C. Patterson 1- -2; CLE: N. Chubb 20-59 (2 TD), J. Ford 4-19, J. Winston, 3-7 (1 TD).
RECEIVING: PIT: P. Freiemuth 4-59, G. Pickens 4-48, C. Austin 3-78 (1 TD), J. Warren 3-19, D. Washington 3-14, V. Jefferson 2-39, N. Harris 2-13; CLE: J. Jeudy 6-85, J. Akins 3-38, E. Moore 3-21, C. Tillman 2-28, B. Whiteheart 1-29, D. Njoku 1-9, J. Ford 1-8, N. Chubb 1-1.



2024 BROWNS W-L RECORD BREAKDOWN

	2024 SEASON				2023 SEASON			
	OVERALL	VS. AFCN	HOME	ROAD	OVERALL	VS. AFCN	HOME	ROAD
Overall	3-8	2-1	2-4	1-4	11-6	3-3	8-1	3-5
On grass	3-7	2-1	2-4	1-4	9-3	3-2	8-1	1-2
On artificial surfaces	0-1	0-0	0-0	0-1	2-3	0-1	0-0	2-3
When scoring first	2-3	1-0	1-2	1-1	8-1	2-0	7-0	2-1
When opponent scores first	1-5	1-1	1-2	0-3	3-5	1-3	2-1	1-4
In overtime	0-0	0-0	0-0	0-0	0-0	0-0	0-0	0-0
When leading after first quarter	1-1	1-0	1-0	1-1	6-0	2-0	5-0	1-0
When leading at halftime	2-0	1-0	1-0	1-0	8-0	2-0	6-0	2-0
When leading after third quarter	3-0	2-0	2-0	1-0	7-2	2-1	7-0	1-2
When trailing after first quarter	0-4	0-1	0-3	0-2	3-6	1-3	1-1	2-5
When trailing at halftime	1-5	1-1	1-4	0-2	3-6	1-3	1-1	1-5
When trailing after third quarter	0-6	0-1	0-4	0-3	3-4	1-2	0-1	2-3
When tied at halftime	0-2	0-0	0-0	0-2	1-0	0-0	1-0	0-0
On Sunday	2-8	1-1	1-4	1-4	10-3	3-2	8-1	2-4
On Monday	0-0	0-0	0-0	0-0	0-1	0-1	0-0	0-1
On Thursday	1-0	1-0	1-0	0-0	1-0	0-0	1-0	0-0
On Saturday	0-0	0-0	0-0	0-0	0-0	0-0	0-0	0-0
Day games (before 5 p.m.)	2-8	1-1	1-4	1-4	10-5	2-2	8-1	1-4
Night games (after 5 p.m.)	1-0	1-0	1-0	0-0	1-1	0-1	1-0	0-1
When CLE had 100-yard rusher	0-0	0-0	0-0	0-0	2-1	2-1	1-0	1-1
When CLE had 100-yard receiver	0-1	0-0	0-0	0-1	6-0	0-0	5-0	1-0
When CLE had 300-yard passer	1-1	0-0	1-0	0-1	4-0	0-0	4-0	0-0
When OPP had 100-yard rusher	0-1	0-0	0-0	0-1	1-1	1-1	1-0	0-1
When OPP had 100-yard receiver	1-3	1-0	1-1	0-2	1-2	0-1	1-0	1-2
When OPP had 300-yard passer	0-0	0-0	0-0	0-0	1-0	0-0	0-0	0-0

2024 REPLAYS AND CHALLENGES

{2024 BROWNS CHALLENGES}

BROWNS CHALLENGES (0/0)

DATE	OPP.	TIME	INITIAL CALL	DECISION
------	------	------	--------------	----------

OPPONENT CHALLENGES (1/1)

DATE	OPP.	TIME	INITIAL CALL	DECISION
10/14	PHI	Q1 5:26	Philadelphia challenged the passer was not down by contact ruling	Reversed

2024 STARTING LINEUPS AND INACTIVES

OFFENSIVE GAME-BY-GAME STARTERS

GAME	OPP.	WR	LT	LG	C	RG	RT	TE	WR	WR	QB	RB
9/8	DAL	J. Jeudy	J. Hudson	J. Bitonio	E. Pocic	W. Teller	D. Jones	D. Njoku	A. Cooper	E. Moore	D. Watson	J. Ford
9/15	at JAX	A. Cooper	J. Hudson	J. Bitonio	E. Pocic	W. Teller	D. Jones	Z. Zinter (T)	N. Harris (FB)	E. Moore	D. Watson	D. Foreman
9/22	NYG	A. Cooper	J. Wills	J. Bitonio	E. Pocic	W. Teller	D. Jones	J. Akins	C. Tillman	J. Jeudy	D. Watson	J. Ford
9/29	at LV	J. Jeudy	J. Hudson	J. Bitonio	E. Pocic	Z. Zinter	D. Jones	J. Akins	A. Cooper	E. Moore	D. Watson	J. Ford
10/6	at WAS	A. Cooper	J. Wills	J. Bitonio	E. Pocic	Z. Zinter	D. Jones	D. Njoku	J. Jeudy	E. Moore	D. Watson	D. Foreman
10/13	at PHI	A. Cooper	J. Wills	J. Bitonio	N. Harris	M. Dunn	J. Conklin	D. Njoku	E. Moore	J. Jeudy	D. Watson	J. Ford
10/20	CIN	J. Darden	J. Wills	J. Bitonio	E. Pocic	M. Dunn	J. Conklin	D. Njoku	C. Tillman	J. Jeudy	D. Watson	N. Chubb
10/27	BAL	C. Tillman	D. Jones	J. Bitonio	E. Pocic	W. Teller	J. Conklin	D. Njoku	G. Swaim (TE)	J. Jeudy	J. Winston	N. Chubb
11/3	LAC	C. Tillman	D. Jones	J. Bitonio	E. Pocic	W. Teller	J. Conklin	D. Njoku	E. Moore	J. Jeudy	J. Winston	N. Chubb
11/7	NO	C. Tillman	D. Jones	J. Bitonio	E. Pocic	W. Teller	J. Conklin	D. Njoku	G. Swaim (TE)	J. Jeudy	J. Winston	N. Chubb
11/21	PIT	C. Tillman	G. Ifedi	J. Bitonio	E. Pocic	W. Teller	J. Conklin	D. Njoku	E. Moore	J. Jeudy	J. Winston	N. Chubb
12/2	at DEN											
12/8	at PIT											
12/15	KC											
12/19	at CIN											
12/29	MIA											
TBD	at BAL											

DEFENSIVE GAME-BY-GAME STARTERS

GAME	OPP.	DE	DT	DT	DE	LB	LB	CB	CB	CB	S	S
9/8	DAL	M. Garrett	D. Tomlinson	M. Hurst	Z. Smith	J. Hicks	J. Owusu-Koramoah	D. Ward	G. Newsome	M. Emerson	G. Delpit	J. Thornhill
9/15	at JAX	M. Garrett	D. Tomlinson	S. Harris	Z. Smith	J. Hicks	J. Owusu-Koramoah	D. Ward	G. Newsome	M. Emerson	G. Delpit	R. Hickman
9/22	NYG	M. Garrett	D. Tomlinson	S. Harris	Z. Smith	J. Hicks	J. Owusu-Koramoah	D. Ward	D. Bush (LB)	M. Emerson	G. Delpit	R. Hickman
9/29	at LV	M. Garrett	D. Tomlinson	S. Harris	Z. Smith	J. Hicks	J. Owusu-Koramoah	D. Ward	G. Newsome	R. McLeod (S)	G. Delpit	R. Hickman
10/6	at WAS	M. Garrett	D. Tomlinson	S. Harris	Z. Smith	D. Bush	J. Owusu-Koramoah	D. Ward	G. Newsome	M. Emerson	G. Delpit	R. Hickman
10/13	at PHI	M. Garrett	D. Tomlinson	S. Harris	Z. Smith	M. Diabate	J. Owusu-Koramoah	D. Ward	M. Hurst (DT)	M. Emerson	R. McLeod	D. Bell
10/20	CIN	M. Garrett	D. Tomlinson	S. Harris	Z. Smith	J. Hicks	J. Owusu-Koramoah	D. Ward	D. Bush (LB)	M. Emerson	G. Delpit	J. Thornhill
10/27	BAL	M. Garrett	D. Tomlinson	S. Harris	Z. Smith	D. Bush	J. Owusu-Koramoah	D. Ward	N. Watson (LB)	M. Diabate (LB)	G. Delpit	J. Thornhill
11/3	LAC	M. Garrett	D. Tomlinson	S. Harris	Z. Smith	D. Bush	M. Diabate	D. Ward	W. Reid (LB)	M. Emerson	G. Delpit	J. Thornhill
11/17	NO	M. Garrett	D. Tomlinson	S. Harris	O. Okoronkwo	D. Bush	M. Diabate	D. Ward	J. Hicks (LB)	M. Emerson	G. Delpit	J. Thornhill
11/21	PIT	M. Garrett	D Tomlinson	S. Harris	O. Okoronkwo	D. Bush	M. Diabate	D. Ward	J. Hicks (LB)	M. Emerson	G. Delpit	J. Thornhill
12/2	at DEN											
12/8	at PIT											
12/15	KC											
12/19	at CIN											
12/29	MIA											
TBD	at BAL											

GAME-BY-GAME INACTIVES

GAME	OPP.								
9/8	DAL	QB D.Thompson-Robinson	CB K.Hailassie	CB M.Harden	DE I.McGuire	G J.Cohen	T J.Wills	T J.Conklin	
9/15	at JAX	QB D.Thompson-Robinson	CB K.Hailassie	G J.Cohen	T J.Wills	T J.Conklin	WR J.Thrash	TE D.Njoku	
9/22	NYG	QB D.Thompson-Robinson	RB P.Strong	CB K.Hailassie	G J.Cohen	T J.Conklin	WR J.Thrash	TE D.Njoku	
9/29	at LV	QB D.Thompson-Robinson	RB P.Strong	CB K.Hailassie	T J.Wills	T J.Conklin	WR J.Thrash	TE D.Njoku	
10/6	at WAS	QB D.Thompson-Robinson	CB K.Hailassie	LB J.Hicks	T J.Hudson	G J.Cohen	T J.Conklin	WR J.Thrash	
10/13	at PHI	QB D.Thompson-Robinson	S G.Delpit	S R.Hickman	C E.Pocic	LB J.Hicks	DT Q.Jefferson	WR J.Thrash	
10/20	CIN	CB K.Hailassie	S R.Hickman	RB J.Ford	LB N.Watson	DT Q.Jefferson			
10/27	BAL	QB B.Zappe	S R.Hickman	RB J.Ford	LB J.Hicks	T J.Wills	DT Q.Jefferson		
11/3	LAC	QB B.Zappe	RB D.Foreman	LB J.Hicks	G G.Ifedi	DT Q.Jefferson			
11/17	NO	QB B.Zappe	WR J.Darden	RB D.Foreman	DB C.Anusiem	T J.Wills			
11/21	PIT	QB B.Zappe	RB D. Foreman	DB C. Anusiem	T J. Wills	TE G. Swaim			
12/2	at DEN								
12/8	at PIT								
12/15	KC								
12/19	at CIN								
12/29	MIA								
TBD	at BAL								

2024 DEFENSIVE GAME-BY-GAME STATS

INTERCEPTIONS						
GAME	OPP.	NO.	YARDS	LG	TD	PLAYERS
9/8	DAL	0	0	0	0	N/A
9/15	JAX	0	0	0	0	N/A
9/22	NYG	0	0	0	0	N/A
9/29	at LV	1	0	0	0	J. Owusu-Koramoah
10/6	at WAS	0	0	0	0	N/A
10/13	at PHI	0	0	0	0	N/A
10/20	CIN	0	0	0	0	N/A
10/27	BAL	0	0	0	0	N/A
11/3	LAC	0	0	0	0	N/A
11/17	NO	1	0	0	0	D. Ward
11/21	PIT	0	0	0	0	N/A
12/2	at DEN					
12/8	at PIT					
12/15	KC					
12/19	at CIN					
12/29	MIA					
TBD	at BAL					
TOTALS		2	0	0	0	

FUMBLES						
FUMBLES FORCED				FUMBLES RECOVERED		
GAME	OPP.	NO.	PLAYERS	NO.	PLAYERS	
9/8	DAL	1	M. Garrett	0	N/A	
9/15	JAX	1	M. Garrett	0	N/A	
9/22	NYG	2	T. Brown, S. Harris	2	G. Delpit, R. Hickman	
9/29	at LV	1	I. McGuire	1	R. McLeod (TD)	
10/6	at WAS	2	M. Emerson, J. Owusus-Koramoah	1	M. Emerson	
10/13	at PHI	0	N/A	0	N/A	
10/20	CIN	0	N/A	0	N/A	
10/27	BAL	0	N/A	0	N/A	
11/3	LAC	0	N/A	0	N/A	
11/17	NO	2	D. Ward, O. Okoronkwo	1	D. Ward	
11/21	PIT	1	M. Garrett	1	W. Reid	
12/2	at DEN					
12/8	at PIT					
12/15	KC					
12/19	at CIN					
12/29	MIA					
TBD	at BAL					
TOTAL		10		6		

QUARTERBACK SACKS				
GAME	OPP.	NO.	YARDS	PLAYERS
9/8	DAL	3	16	M. Garrett (1), D. Tomlinson (1), Z. Smith (1)
9/15	JAX	4	24	J. Hicks (1), M. Garrett (1), A. Wright (1), Q. Jefferson (1)
9/22	NYG	2	8	Z. Smith (1), O. Okoronkwo (1)
9/29	at LV	2	14	M. Garrett (2)
10/6	at WAS	3	17	W. Reid (.5), D. Tomlinson (.5), J. Owusu-Koramoah (1), Z. Smith (1)
10/13	at PHI	1	8	J. Owusus-Koramoah (1)
10/20	CIN	3	17	I. McGuire (.5), Z. Smith (1), S. Harris (1), M. Hurst (.5)
10/27	BAL	3	26	J. Owusu-Koramoah (1), Z. Smith (1), O. Okoronkwo (1)
11/3	LAC	6	36	S. Harris (.5), D. Bush (1), D. Tomlinson (1.5), M. Garrett (3)
11/17	NO	1	7	O. Okoronkwo (1)
11/21	PIT	4	22	J. Hicks (1), M. Garrett (3)
12/2	at DEN			
12/8	at PIT			
12/15	KC			
12/19	at CIN			
12/29	MIA			
TBD	at BAL			
TOTAL		32	195	

2024 CLEVELAND BROWNS INDIVIDUAL BESTS

BROWNS

LONGEST RUN FROM SCRIMMAGE:	36, J. Ford, at JAX (9/15)
LONGEST TOUCHDOWN RUN:	9, D. Watson, at JAX (9/15)
LONGEST PASS COMPLETION:	89, J. Jeudy, at NO (11/17)
LONGEST TOUCHDOWN PASS:	89, J. Jeudy, at NO (11/17)
LONGEST PUNT RETURN:	28, J. Darden, vs. DAL (9/8)
LONGEST KICKOFF RETURN:	29, D. Foreman, at LV (9/29), 29, D. Foreman, at WAS (10/6)
MOST INTERCEPTIONS:	1, J. Owusu-Koramoah, at WAS (10/6), 1, D. Ward, at NO (11/17)
LONGEST INTERCEPTION RETURN:	
LONGEST PUNT:	84, C. Bojorquez, at LV (9/29)
LONGEST FIELD GOAL:	56, D. Hopkins, at LV (9/29)
MOST RUSHING ATTEMPTS:	20, N. Chubb, vs. PIT (11/21)
MOST RUSHING YARDS:	64, J. Ford, at JAX (9/15)
MOST PASS ATTEMPTS:	46, J. Winston, vs. LAC (11/3), 46, J. Winston, at NO (11/17)
MOST PASS COMPLETIONS:	30, J. Winston, at NO (11/17)
MOST YARDS PASSING:	395, J. Winston, at NO (11/17)
MOST RECEPTIONS:	10, D. Njoku, vs. CIN (10/20)
MOST YARDS RECEIVING:	142, J. Jeudy, at NO (11/17)
MOST INTERCEPTIONS THROWN:	3, J. Winston, vs. LAC (11/3)
MOST RUSHING TOUCHDOWNS:	2, N. Chubb vs. PIT (11/21)
MOST TOUCHDOWN PASSES:	3, J. Winston, vs. BAL (10/27)
MOST TOUCHDOWN RECEPTIONS:	2, A. Cooper, vs. NYG (9/22), 2, C. Tillman, vs. BAL (10/27)
MOST QB SACKS:	3, M. Garrett, vs. LAC (11/3), 3, M. Garrett, vs. PIT (11/21)

OPPONENTS

LONGEST RUN FROM SCRIMMAGE:	75, T. Hill, at NO (11/17)
LONGEST TOUCHDOWN RUN:	75, T. Hill, at NO (11/17)
LONGEST PASS COMPLETION:	71, M. Valdes-Scantling, at NO (11/17)
LONGEST TOUCHDOWN PASS:	71, M. Valdes-Scantling, at NO (11/17)
LONGEST PUNT RETURN:	60, K. Turpin, vs. DAL (9/8)
LONGEST KICKOFF RETURN:	100, C. Jones, vs. CIN (9/8)
MOST INTERCEPTIONS:	1, E. Kendricks, vs. DAL (9/8), T. Diggs, vs. DAL (9/8), 1, T. Moehrig, at LV (9/29), 1, A. Gilman, vs. LAC (11/3), 1, T. Still, vs. LAC (11/3), 1, E. Molden, vs. LAC (11/3), 1, D. Jackson, vs. PIT (11/21)
LONGEST INTERCEPTION RETURN:	8, E. Kendricks, vs. DAL (9/8)
LONGEST PUNT:	67, J. Gillan, vs. NYG (9/22), 67, A. Cole, at LV (9/29)
LONGEST FIELD GOAL:	57, B. Aubrey, vs. DAL (9/8)
MOST RUSHING ATTEMPTS:	18, S. Barkley, at PHI (10/13)
MOST RUSHING YARDS:	138, T. Hill, at NO (11/17)
MOST PASS ATTEMPTS:	38, L. Jackson, vs. BAL (10/27)
MOST PASS COMPLETIONS:	24, D. Jones, vs. NYG (9/22)
MOST YARDS PASSING:	289, L. Jackson, vs. BAL (10/27)
MOST RECEPTIONS:	8, M. Nabers, vs. NYG (9/22), 8, T. Hill, at NO (11/17)
MOST YARDS RECEIVING:	118, Q. Johnston, vs. LAC (11/3)
MOST INTERCEPTIONS THROWN:	1, J. Daniels, at WAS (10/6), 1, T. Hill, at NO (11/17)
MOST RUSHING TOUCHDOWNS:	3, T. Hill, at NO (11/17)
MOST TOUCHDOWN PASSES:	2, D. Prescott, vs. DAL (9/8), 2, D. Jones, vs. NYG (9/22), 2, J. Hurts, vs. PHI (10/13), 2, J. Burrow, vs. CIN (10/20), 2, L. Jackson, vs. BAL (10/27), 2, J. Herbert, vs. LAC (11/3), 2, D. Carr, at NO (11/17)
MOST TOUCHDOWN RECEPTIONS:	2, M. Nabers, vs. NYG (9/22)
MOST QB SACKS:	2.5, F. Luvu, at WAS (10/6), 2.5 T. Tuipulotu, vs. LAC (11/3)

2024 BROWNS TEAM SCORING

GAME	OPP.	BROWNS						OPPONENTS					
		1ST	2ND	3RD	4TH	OT	TOTAL	1ST	2ND	3RD	4TH	OT	TOTAL
9/8	DAL	3	0	7	7	0	17	7	13	10	3	0	33
9/15	JAX	7	6	3	2	0	18	0	3	7	3	0	13
9/22	NYG	7	0	7	8	0	15	7	14	0	0	0	21
9/29	at LV	10	0	0	6	0	16	0	10	10	0	0	20
10/6	at WAS	0	3	3	7	0	13	7	17	10	0	0	34
10/13	at PHI	0	10	0	6	0	16	0	10	3	7	0	20
10/20	CIN	0	6	0	8	0	14	7	0	14	0	0	21
10/27	BAL	3	3	14	9	0	29	0	10	7	7	0	24
11/3	LAC	0	3	0	7	0	10	7	13	0	7	0	27
11/17	NO	6	0	8	0	0	14	7	7	0	21	0	35
11/21	PIT	0	10	0	14	0	24	0	3	3	13	0	19
12/2	at DEN												
12/8	at PIT												
12/15	KC												
12/19	at CIN												
12/29	MIA												
TBD	at BAL												
TOTALS		30	41	42	74	0	186	42	100	64	61	0	267

2024 TURNOVER TABLE

GAME	OPP.	TAKEAWAYS				GIVEAWAYS					RESULT
		FUMBLES	INTS	TOTAL	PTS	FUMBLES	INT	TOTAL	PTS OFF	DIFFERENCE	
9/8	DAL	0	0	0	0	0	2	2	3	-2	L, 17-33
9/15	JAX	1	0	1	0	1	0	1	0	0	W, 18-13
9/22	NYG	2	0	2	0	2	0	2	0	0	L, 21-16
9/29	at LV	1	0	1	6	0	1	1	0	0	L, 20-16
10/6	at WAS	1	1	2	0	1	0	1	0	+1	L, 34-13
10/13	at PHI	0	0	0	0	0	0	0	0	0	L, 20-16
10/20	CIN	0	0	0	0	0	0	0	0	-2	L, 21-14
10/27	BAL	0	0	0	0	1	0	1	0	-1	W, 29-24
11/3	LAC	0	0	0	0	0	3	3	0	-3	L, 27-10
11/17	NO	2	1	3	0	0	0	0	0	+2	L, 35-14
11/21	PIT	1	0	1	3	2	1	3	6	-2	W, 24-19
12/2	at DEN										
12/8	at PIT										
12/15	KC										
12/19	at CIN										
12/29	MIA										
TBD	at BAL										
TOTAL		8	2	10	9	7	7	14	9	-7	

2024 BROWNS SCORING DRIVES

CLEVELAND BROWNS VS DALLAS COWBOYS (9.8.24)

TEAM	QTR.	TIME	SCORING PLAY	DAL	CLE
Browns	1	9:23	D. Hopkins 51 yd. Field Goal	0	3
Cowboys	1	6:55	B. Cooks 21 yd. pass from D. Prescott (B. Aubrey kick)	7	3
Cowboys	2	5:15	E. Elliott 3 yd. run (B. Aubrey kick)	14	3
Cowboys	2	2:06	B. Aubrey 57 yd. Field Goal	17	3
Cowboys	2	0:51	B. Aubrey 40 yd. Field Goal	20	3
Cowboys	3	12:59	K. Turpin 60 yd. punt return	27	3
Browns	3	8:42	J. Jeudy 6 yd. pass from D. Watson (D. Hopkins kick)	27	10
Cowboys	3	1:27	B. Aubrey 50 yd. Field Goal	30	10
Cowboys	4	11:51	B. Aubrey 46 yd. Field Goal	33	10
Browns	4	0:29	J. Ford 2 yd. run (D. Hopkins kick)	33	17

CLEVELAND BROWNS AT JACKSONVILLE JAGUARS (9.15.24)

TEAM	QTR.	TIME	SCORING PLAY	DAL	CLE
Browns	1	2:29	D.Watson 1 yd. run (D.Hopkins kick) (16-89, 9:14)	7	0
Browns	2	9:52	D.Hopkins 53 yd. Field Goal (12-41, 6:35)	10	0
Jaguars	2	4:44	C.Little 22 yd. Field Goal (11-66, 5:08)	10	3
Browns	2	0:27	D.Hopkins 38 yd. Field Goal (8-52, 4:17)	13	3
Browns	3	10:20	D.Hopkins 44 yd. Field Goal (6-23, 2:16)	16	3
Jaguars	3	1:11	T.Etienne 4 yd. run (C.Little kick) (3-72, 1:18)	16	10
Jaguars	4	7:32	C.Little 25 yd. Field Goal (13-83, 6:42)	16	13
Browns	4	1:44	T.Lawrence sacked in end zone by A.Wright for a Safety	18	13

CLEVELAND BROWNS VS. NEW YORK GIANTS (9.22.24)

TEAM	QTR.	TIME	SCORING PLAY	NYG	CLE
Browns	1	14:49	A.Cooper 24 yd. pass from D.Watson (D.Hopkins kick) (1-24, 0:06)	0	7
Giants	1	2:07	D.Singletary 1 yd. run (G.Joseph kick) (13-81, 7:44)	7	7
Giants	2	1:44	M.Nabers 3 yd. pass from D.Jones (G.Joseph kick) (14-93, 6:51)	14	7
Giants	2	0:11	M.Nabers 5 yd. pass from D.Jones (G.Joseph kick) (4-30, 0:21)	21	7
Browns	4	11:33	A.Cooper 6 yd. pass from D.Watson (D.Watson-J.Jeudy pass) (5-49, 2:07)	21	15

CLEVELAND BROWNS AT LAS VEGAS RAIDERS (9.29.24)

TEAM	QTR.	TIME	SCORING PLAY	CLE	LV
Browns	1	5:38	B.Whiteheart 1 yd. pass from D.Watson (D.Hopkins kick) (15-70, 9:22)	7	0
Browns	1	0:35	D.Hopkins 56 yd. Field Goal (6-17, 3:20)	10	0
Raiders	2	9:50	T.Tucker 3 yd. run (D.Carlson kick) (11-70, 5:45)	10	7
Raiders	2	2:52	D.Carlson 52 yd. Field Goal (9-45, 5:06)	10	10
Raiders	3	11:28	D.Carlson 34 yd. Field Goal (8-55, 3:32)	10	13
Raiders	3	5:23	D.Turner 18 yd. run (D.Carlson kick) (6-52, 2:36)	10	20
Browns	4	14:50	R.McLeod 25 yd. fumble return (kick failed, wl)	16	20

CLEVELAND BROWNS AT WASHINGTON COMMANDERS (10.6.24)

TEAM	QTR.	TIME	SCORING PLAY	CLE	WAS
Commanders	1	2:40	B.Robinson 4 yd. run (A.Seibert kick) (6-34, 3:25)	0	7
Browns	2	13:08	D.Hopkins 51 yd. Field Goal (6-10, 1:52)	3	7
Commanders	2	8:41	A.Seibert 27 yd. Field Goal (8-71, 4:27)	3	10
Commanders	2	3:11	B.Robinson 1 yd. run (A.Seibert kick) (10-74, 3:37)	3	17
Commanders	2	0:36	D.Brown 41 yd. pass from J.Daniels (A.Seibert kick) (5-62, 0:59)	3	24
Browns	3	12:12	D.Hopkins 31 yd. Field Goal (6-17, 2:40)	6	24
Commanders	3	7:23	J.McNichols 3 yd. run (A.Seibert kick) (9-80, 4:49)	6	31
Commanders	3	2:35	A.Seibert 30 yd. Field Goal (7-38, 3:13)	6	34
Browns	4	7:02	J.Akins 10 yd. pass from D.Watson (D.Hopkins kick) (9-54, 4:49)	13	34

2024 BROWNS SCORING DRIVES

CLEVELAND BROWNS AT PHILADELPHIA EAGLES (10.13.24)

TEAM	QTR.	TIME	SCORING PLAY	CLE	PHI
Eagles	2	13:02	J.Elliott 49 yd. Field Goal (14-58, 6:48)	0	3
Eagles	2	7:17	A.Brown 22 yd. pass from J.Hurts (J.Elliott kick) (10-84, 4:46)	0	10
Browns	2	1:58	D.Hopkins 43 yd. Field Goal (10-45, 5:19)	3	10
Browns	2	0:14	R.McLeod 50 yd. return of blocked field goal (D.Hopkins kick)	10	10
Eagles	3	2:50	J.Elliott 44 yd. Field Goal (7-27, 3:57)	10	13
Browns	4	9:49	D.Hopkins 49 yd. Field Goal (12-39, 8:01)	13	13
Eagles	4	7:54	D.Smith 45 yd. pass from J.Hurts (J.Elliott kick) (4-70, 1:55)	13	20
Browns	4	3:54	D.Hopkins 31 yd. Field Goal (9-57, 4:00)	16	20

CLEVELAND BROWNS VS. CINCINNATI BENGALS (10.20.24)

TEAM	QTR.	TIME	SCORING PLAY	CIN	CLE
Bengals	1	14:48	C.Jones 100 yd. kickoff return (E.McPherson kick) (0-0, 0:12)	7	0
Browns	2	0:56	N.Chubb 1 yd. run (kick failed, wl) (12-78, 4:29)	7	6
Bengals	3	7:56	J.Chase 18 yd. pass from J.Burrow (E.McPherson kick) (5-65, 2:53)	14	6
Bengals	3	1:30	T.Higgins 25 yd. pass from J.Burrow (E.McPherson kick) (4-50, 1:55)	21	6
Browns	4	1:27	D.Njoku 8 yd. pass from J.Winston (J.Winston-C.Tillman pass) (12-60, 2:16)	21	14

CLEVELAND BROWNS VS. BALTIMORE RAVENS (10/27/24)

TEAM	QTR.	TIME	SCORING PLAY	BAL	CLE
Browns	1	0:37	D.Hopkins 28 yd. Field Goal (14-81, 8:08) (2-25, 0:41) (2-25, 0:41)	0	3
Ravens	2	11:51	J.Tucker 49 yd. Field Goal (7-40, 3:46)	3	3
Browns	2	3:41	D.Hopkins 33 yd. Field Goal (10-52, 5:39)	3	6
Ravens	2	0:27	N.Agholor 11 yd. pass from L.Jackson	9	6
Browns	3	10:46	D.Njoku 23 yd. pass from J.Winston (D.Hopkins kick) (8-70, 4:14)	10	13
Ravens	3	4:42	M.Andrews 7 yd. pass from L.Jackson (J.Tucker kick) (6-62, 2:59)	17	13
Browns	3	2:01	C. Tillman 22 yd. pass from J.Winston (D.Hopkins kick) (6-72, 2:41)	17	20
Browns	4	4:55	D.Hopkins 48 yd. Field Goal (8-32, 4:11)	17	23
Ravens	4	2:36	D.Henry 2 yd. run (J.Tucker kick) (6-91, 2:19)	24	23
Browns	4	0:59	C.Tillman 38 yd. pass from J.Winston (pass failed) (9-69, 1:37)	24	29

CLEVELAND BROWNS VS. LOS ANGELES CHARGERS (11.3.24)

TEAM	QTR.	TIME	SCORING PLAY	LAC	CLE
Chargers	1	6:49	J.Palmer 28 yd. pass from J.Herbert (C.Dicker kick) (6-30, 3:44)	7	0
Browns	2	9:30	D.Hopkins 38 yd. Field Goal (10-34, 5:19)	7	3
Chargers	2	8:01	Q.Johnston 66 yd. pass from J.Herbert (kick failed, wl) (3-70, 1:29)	13	3
Chargers	2	3:30	J.Dobbins 16 yd. run (C.Dicker kick) (5-60, 2:47)	20	3
Chargers	4	4:16	J.Dobbins 7 yd. run (C.Dicker kick) (4-46, 2:14)	27	3
Browns	4	0:44	C.Tillman 17 yd. pass from J.Winston (D.Hopkins kick) (12-70, 3:32)	27	10

CLEVELAND BROWNS AT NEW ORLEANS SAINTS (11.17.24)

TEAM	QTR.	TIME	SCORING PLAY	CLE	NO
Saints	1	9:54	T.Hill 10 yd. run (B.Grupe kick) (6-49, 2:34)	0	7
Browns	1	1:52	J.Jeudy 89 yd. pass from J.Winston (pass failed) (1-89, 0:15)	6	7
Saints	2	12:40	M.Valdes-Scantling 71 yd. pass from D.Carr (B.Grupe kick) (3-80, 1:34)	6	14
Browns	3	8:49	E.Moore 30 yd. pass from J.Winston (J.Winston-D.Njoku pass) (8-92, 4:12)	14	14
Saints	4	13:22	T.Hill 33 yd. run (B.Grupe kick) (9-77, 4:56)	14	21
Saints	4	6:04	J.Johnson 1 yd. pass from D.Carr (B.Grupe kick) (6-35, 2:56)	14	28
Saints	4	2:26	T.Hill 75 yd. run (B.Grupe kick) (2-78, 0:17)	14	35

2024 BROWNS SCORING DRIVES

CLEVELAND BROWNS VS. PITTSBURGH STEELERS (11.21.24)

TEAM	QTR.	TIME	SCORING PLAY	PIT	CLE
Steelers	2	10:53	C.Boswell 48 yd. Field Goal (10-59, 6:08)	3	0
Browns	2	4:00	N.Chubb 2 yd. run (D.Hopkins kick) (12-80, 6:53)	3	7
Browns	2	0:40	D.Hopkins 34 yd. Field Goal (6-15, 2:31)	3	10
Steelers	3	1:56	C.Boswell 28 yd. Field Goal (13-71, 7:13)	6	10
Browns	4	12:16	J.Winston 2 yd. run (J.Winston-D.Njoku pass) (10-65, 4:40)	6	18
Steelers	4	7:57	J.Warren 3 yd. run (C.Boswell kick) (7-69, 4:19)	13	18
Steelers	4	6:15	C.Austin 23 yd. pass from R.Wilson (pass failed) (3-27, 0:50)	19	18
Browns	4	0:57	N.Chubb 2 yd. run (pass failed) (9-45, 2:25)	19	24

2024 BALL POSSESSION AND DRIVE CHART

CLEVELAND BROWNS VS DALLAS COWBOYS (9.8.24)

BROWNS (30:54) AVERAGE DRIVE START CLE 29					COWBOYS (29:06) AVERAGE DRIVE START DAL 36				
	PLAYS	YARDS	TIME	END		PLAYS	YARDS	TIME	END
1.	6	13	3:16	Field Goal	1.	3	-1	2:21	Punt
2.	3	7	2:10	Punt	2.	6	70	2:28	Touchdown
3.	3	-5	1:10	Punt	3.	8	31	3:35	Punt
4.	3	8	1:45	Punt	4.	3	2	2:04	Punt
5.	3	3	0:41	Punt	5.	11	78	5:56	Touchdown
6.	2	-4	0:20	Interception	6.	5	17	2:28	Field Goal
7.	3	7	0:42	Punt	7.	4	1	0:55	Field Goal
8.	3	-14	2:01	Punt	8.	2	7	0:09	End of Half
9.	12	75	4:17	Touchdown	9.	3	3	0:55	Punt
10.	3	1	1:12	Punt	10.	3	4	1:18	Punt
11.	4	1	1:22	Downs	11.	6	14	2:28	Field Goal
12.	4	6	2:20	Downs	12.	6	10	2:16	Field Goal
13.	7	48	2:45	Interception	13.	3	4	1:44	Punt
14.	15	64	6:53	Touchdown	14.	1	-1	0:29	End Game

CLEVELAND BROWNS VS JACKSONVILLE JAGUARS (9.15.24)

BROWNS (34:23) AVERAGE DRIVE START CLE 33					JAGUARS (25:37) AVERAGE DRIVE START JAX 21				
	PLAYS	YARDS	TIME	END		PLAYS	YARDS	TIME	END
1.	16	89	9:14	Touchdown	1.	5	15	3:17	Punt
2.	12	41	6:35	Field Goal	2.	3	5	1:02	Punt
3.	8	52	4:17	Field Goal	3.	11	66	5:08	Field Goal
4.	3	6	0:44	Punt	4.	1	0	0:27	End of Half
5.	6	23	2:16	Field Goal	5.	3	-7	1:40	Punt
6.	5	8	3:19	Punt	6.	11	45	4:32	Missed Field Goal
7.	3	3	1:57	Punt	7.	3	72	1:18	Touchdown
8.	12	29	5:44	Punt	8.	13	83	6:42	Field Goal
9.	3	4	0:17	Punt	9.	1	-2	0:04	Safety
					10.	7	57	1:27	End of Game

CLEVELAND BROWNS VS NEW YORK GIANTS (9.22.24)

BROWNS (26:04) AVERAGE DRIVE START CLE 30					GIANTS (33:56) AVERAGE DRIVE START NYG 28				
	PLAYS	YARDS	TIME	END		PLAYS	YARDS	TIME	END
1.	1	24	0:06	Touchdown	1.	0	0	0:05	Fumble
2.	5	11	2:48	Punt	2.	3	3	2:10	Punt
3.	3	-15	2:07	Punt	3.	13	81	7:44	Touchdown
4.	7	27	4:29	Punt	4.	3	6	1:56	Punt
5.	5	0	1:12	Fumble	5.	14	93	6:51	Touchdown
6.	1	-1	0:11	End of Half	6.	4	30	0:21	Touchdown
7.	3	-2	0:59	Punt	7.	3	23	1:07	Fumble
8.	7	10	2:09	Missed Field Goal	8.	4	3	1:05	Punt
9.	9	29	3:43	Punt	9.	6	20	4:15	Punt
10.	5	29	2:00	Punt	10.	3	1	1:02	Punt
11.	5	49	2:07	Touchdown	11.	4	3	1:40	Punt
12.	5	34	2:13	Fumble	12.	5	14	2:21	Punt
13.	4	9	1:23	Downs	13.	4	-1	0:56	Missed Field Goal
14.	4	6	0:37	Downs	14.	4	39	2:23	End of Game

CLEVELAND BROWNS AT LAS VEGAS RAIDERS (9.29.24)

BROWNS (30:42)					RAIDERS (29:18)				
AVERAGE DRIVE START CLE 26					AVERAGE DRIVE START LV 26				
	PLAYS	YARDS	TIME	END		PLAYS	YARDS	TIME	END
1.	15	70	9:22	Touchdown	1.	3	-11	1:43	Punt
2.	6	17	3:20	Field Goal	2.	11	70	5:45	Touchdown
3.	3	2	1:52	Punt	3.	9	45	5:06	Field Goal
4.	7	43	1:32	Punt	4.	4	13	1:20	End of Half
5.	6	23	3:29	Interception	5.	8	55	3:32	Field Goal
6.	5	-1	3:54	Punt	6.	6	52	2:36	Touchdown
7.	5	21	3:02	Punt	7.	3	5	1:39	Fumble
8.	3	6	1:29	Punt	8.	5	15	3:00	Punt
9.	8	50	2:42	Turnover on Downs	9.	4	25	2:24	Punt
					10.	3	-5	1:38	Punt
					11.	1	-1	0:35	End of Game

CLEVELAND BROWNS AT WASHINGTON COMMANDERS (10.6.24)

BROWNS (28:42)					COMMANDERS (31:18)				
AVERAGE DRIVE START CLE 29					AVERAGE DRIVE START WAS 25				
	PLAYS	YARDS	TIME	END		PLAYS	YARDS	TIME	END
1.	5	23	2:09	Turnover on Downs	1.	3	-9	1:48	Punt
2.	3	-7	1:09	Punt	2.	6	61	2:18	Interception
3.	3	4	1:31	Punt	3.	6	34	3:25	Touchdown
4.	3	5	1:39	Punt	4.	3	0	1:01	Punt
5.	6	10	1:52	Field Goal	5.	8	71	4:27	Field Goal
6.	3	2	1:53	Punt	6.	10	74	3:37	Touchdown
7.	3	-4	1:36	Punt	7.	5	62	0:59	Touchdown
8.	4	20	0:36	Punt	8.	1	2	0:08	Fumble
9.	6	17	2:40	Field Goal	9.	9	80	4:49	Touchdown
10.	3	29	1:35	Fumble	10.	7	38	3:13	Field Goal
11.	9	19	4:45	Punt	11.	3	3	0:59	Punt
12.	9	54	4:49	Touchdown	12.	6	23	4:34	Punt
13.	4	22	2:28	End of Game					

CLEVELAND BROWNS AT PHILADELPHIA EAGLES (10.13.24)

BROWNS (31:27)					EAGLES (28:33)				
AVERAGE DRIVE START CLV 30					AVERAGE DRIVE START PHI 28				
	PLAYS	YARDS	TIME	END		PLAYS	YARDS	TIME	END
1.	3	5	1:15	Punt	1.	3	5	1:03	Punt
2.	9	20	5:07	Punt	2.	7	16	2:45	Punt
3.	3	1	0:59	Punt	3.	14	58	6:48	Field Goal
4.	10	45	5:19	Field Goal	4.	10	84	4:46	Touchdown
5.	8	36	4:34	Missed Field Goal	5.	6	33	1:44	Blocked Field Goal
6.	3	1	2:12	Punt	6.	1	-1	0:14	End of Half
7.	12	39	8:01	Field Goal	7.	3	4	1:27	Punt
8.	9	57	4:00	Field Goal	8.	7	27	3:57	Field Goal
					9.	4	70	1:55	Touchdown
					10.	10	61	3:54	End of Game

CLEVELAND BROWNS VS CINCINNATI BENGALS (10.20.24)

BROWNS (34:29)					BENGALS (28:33)				
AVERAGE DRIVE START CLE 23					AVERAGE DRIVE START CIN 28				
	PLAYS	YARDS	TIME	END		PLAYS	YARDS	TIME	END
1.	3	9	1:39	Punt	1.	0	0	0:12	Touchdown
2.	10	32	5:02	Missed Field Goal	2.	3	6	1:39	Punt
3.	3	0	2:00	Punt	3.	6	19	2:46	Turnover on Downs
4.	4	12	2:23	Punt	4.	5	35	2:26	Punt
5.	4	15	3:17	Punt	5.	3	2	0:52	Punt
6.	12	78	4:29	Touchdown	6.	4	7	2:19	Punt
7.	1	-2	0:30	End of Half	7.	3	17	0:26	Punt
8.	8	57	4:11	Turnover on Downs	8.	5	65	2:53	Touchdown
9.	2	4	1:12	Interception	9.	3	3	1:25	Punt
10.	5	14	1:54	Punt	10.	4	50	1:55	Touchdown
11.	3	4	1:30	Punt	11.	6	13	3:07	Punt
12.	8	27	3:19	Punt	12.	5	16	3:44	Punt
13.	3	3	0:47	Interception	13.	4	-2	0:20	Missed Field Goal
14.	12	60	2:16	Touchdown	14.	3	-3	1:27	End of Game

CLEVELAND BROWNS VS BALTIMORE RAVENS (10.27.24)

BROWNS (31:06)					RAVENS (28:54)				
AVERAGE DRIVE START CLE 29					AVERAGE DRIVE START BAL 24				
	PLAYS	YARDS	TIME	END		PLAYS	YARDS	TIME	END
1.	14	81	8:08	Field Goal	1.	10	68	6:15	Turnover on Downs
2.	4	21	1:25	Punt	2.	7	40	3:46	Field Goal
3.	10	52	5:39	Field Goal	3.	3	1	1:06	Punt
4.	3	-17	0:50	Fumble	4.	3	-4	1:43	Punt
5.	1	-1	0:27	End of Half	5.	2	25	0:41	Touchdown
6.	8	70	4:14	Touchdown	6.	4	30	2:38	Punt
7.	3	0	0:27	Punt	7.	6	62	2:59	Touchdown
8.	6	72	2:41	Touchdown	8.	10	39	4:03	Missed FG
9.	3	2	1:27	Punt	9.	5	9	2:25	Punt
10.	8	32	4:11	Field Goal	10.	6	91	2:19	Touchdown
11.	9	69	1:37	Touchdown	11.	8	46	0:59	Turnover on Downs

CLEVELAND BROWNS VS LOS ANGELES CHARGERS (11.3.24)

BROWNS (34:09)					CHARGERS (25:51)				
AVERAGE DRIVE START CLE 28					AVERAGE DRIVE START LAC 30				
	PLAYS	YARDS	TIME	END		PLAYS	YARDS	TIME	END
1.	5	12	3:12	Punt	1.	4	18	1:15	Punt
2.	4	10	1:33	Punt	2.	6	30	3:44	Touchdown
3.	3	-5	1:26	Punt	3.	3	8	2:05	Punt
4.	10	34	5:19	Field Goal	4.	3	-16	1:56	Punt
5.	3	-5	1:44	Punt	5.	3	70	1:29	Touchdown
6.	3	6	1:34	Punt	6.	5	60	2:47	Touchdown
7.	14	66	8:16	Interception	7.	9	76	1:56	End of Half
8.	3	0	0:24	Punt	8.	3	-1	0:52	Punt
9.	4	19	1:38	Interception	9.	3	6	1:34	Punt
10.	5	13	1:54	Turnover on Downs	10.	3	4	1:06	Punt
11.	3	17	0:53	Interception	11.	5	24	2:39	Missed Field Goal
12.	9	45	2:44	Blocked Field Goal	12.	4	-1	1:30	Punt
13.	12	70	3:32	Touchdown	13.	4	46	2:14	Touchdown
					14.	2	-2	0:44	End of Game

CLEVELAND BROWNS AT NEW ORLEANS SAINTS (11.17.24)

BROWNS (29:22)					SAINTS (30:38)				
AVERAGE DRIVE START CLE 27					AVERAGE DRIVE START NO 34				
	PLAYS	YARDS	TIME	END		PLAYS	YARDS	TIME	END
1.	6	19	2:32	Turnover on Downs	1.	6	49	2:34	Touchdown
2.	3	18	0:58	Punt	2.	10	44	6:49	Punt
3.	1	89	0:15	Touchdown	3.	1	0	0:14	Interception
4.	4	19	2:24	Punt	4.	3	80	1:34	Touchdown
5.	11	41	5:55	Missed Field Goal	5.	9	52	4:50	Fumble
6.	14	84	1:55	Missed Field Goal	6.	5	28	1:59	Punt
7.	8	92	4:12	Touchdown	7.	5	17	3:22	Punt
8.	5	16	2:09	Punt	8.	9	77	4:56	Touchdown
9.	7	23	4:22	Punt	9.	6	35	2:56	Touchdown
10.	10	48	3:21	Turnover on Downs	10.	2	78	0:17	Touchdown
11.	3	5	1:19	Punt	11.	2	-2	1:07	End of Game

CLEVELAND BROWNS VS PITTSBURGH STEELERS (11.17.24)

BROWNS (24:58)					STEELERS (35:02)				
AVERAGE DRIVE START CLE 28					AVERAGE DRIVE START PIT 30				
	PLAYS	YARDS	TIME	END		PLAYS	YARDS	TIME	END
1.	3	6	1:37	Punt	1.	9	39	5:48	Missed Field Goal
2.	3	8	1:24	Punt	2.	7	41	4:10	Turnover on Downs
3.	12	80	6:53	Touchdown	3.	10	59	6:08	Field Goal
4.	6	15	2:31	Field Goal	4.	2	-2	0:49	Fumble
5.	3	39	1:18	Fumble	5.	4	11	0:40	End of Half
6.	3	6	1:25	Punt	6.	6	20	3:08	Turnover on Downs
7.	10	65	4:40	Touchdown	7.	13	71	7:13	Field Goal
8.	2	1	0:52	Fumble	8.	7	69	4:19	Touchdown
9.	5	29	1:53	Interception	9.	3	27	0:50	Touchdown
10.	9	45	2:25	Touchdown	10.	3	6	1:00	Punt
					11.	6	29	0:57	End of Game

2024 RED ZONE EFFICIENCY

	BROWNS	OPPONENTS
NUMBER OF TRIPS INTO OPPONENT'S RED ZONE	21	32
TOTAL SCORES	18	26
Touchdowns	12	20
Field goals/attempts	6/7	6/7
TOUCHDOWN PERCENTAGE	57.1	62.5
SCORING PERCENTAGE	85.7	81.3
Turnovers	1	2
Downs	74	81
Missed field goals	1	1
Time expired	0	0
Ended without trying to score	1	2
SCORES FROM OUTSIDE THE RED ZONE	16	20
Touchdowns	8	12
Field goals	7	8
Safeties	1	0

LONGEST DRIVES

GAME-BY-GAME - LONGEST DRIVES - PLAYS

GAME		#PLAYS	BROWNS NET YARDS/TIME	DRIVE RESULT	#PLAYS	OPPONENTS NET YARDS/TIME	DRIVE RESULT
9/10	DAL	15	64/6:53	Touchdown	11	74/5:56	Touchdown
9/15	at JAX	16	89/9:14	Touchdown	13	73/6:42	Touchdown
9/22	NYG	9	29/3:43	Punt	14	93/6:51	Touchdown
9/29	at LV	15	70/9:22	Touchdown	11	70/5:45	Touchdown
10/6	at WAS	9	19/4:45	Punt	10	74/3:37	Touchdown
		9	54/4:49	Touchdown			
10/13	at PHI	12	39/8:01	Field Goal	14	58/6:48	Field Goal
10/20	CIN	12	78/4:29	Touchdown	6	19/2:46	Turnover on Downs
		12	60/2:16	Touchdown	6	13/3:07	Punt
10/27	BAL	14	81/8:08	Field Goal	10	68/6:15	Turnover on Downs
					10	39/4:03	Missed Field Goal
11/3	LAC	14	66/8:16	Interception	9	76/1:56	End of Half
11/17	at NO	14	84/1:55	Missed Field Goal	10	44/6:49	Punt
11/21	PIT	12	80/6:53	Touchdown	13	71/7:13	Field Goal
12/2	at DEN						
12/8	at PIT						
12/15	KC						
12/19	at CIN						
12/29	MIA						
TBA	at BAL						

GAME-BY-GAME - LONGEST DRIVES - NET YARDS

GAME		#PLAYS	BROWNS NET YARDS/TIME	DRIVE RESULT	#PLAYS	OPPONENTS NET YARDS/TIME	DRIVE RESULT
9/8	DAL	9	75/4:17	Touchdown	5	78/5:56	Touchdown
9/15	at JAX	16	89/9:14	Touchdown	13	73/6:42	Touchdown
9/22	NYG	5	49/2:07	Touchdown	14	93/6:51	Touchdown
9/29	at LV	15	70/9:22	Touchdown	11	70/5:45	Touchdown
10/6	at WAS	9	54/4:49	Touchdown	9	80/4:49	Touchdown
10/13	at PHI	9	57/4:00	Field Goal	10	84/4:46	Touchdown
10/20	CIN	12	78/4:29	Touchdown	5	65/2:53	Touchdown
10/27	BAL	14	81/8:08	Field Goal	6	91/2:19	Touchdown
11/3	LAC	12	70/3:32	Touchdown	3	70/1:29	Touchdown
11/17	at NO	8	92/4:12	Touchdown	3	80/1:34	Touchdown
11/21	PIT	12	80/6:53	Touchdown	13	71/7:13	Field Goal
12/2	at DEN						
12/8	at PIT						
12/15	KC						
12/19	at CIN						
12/29	MIA						
TBA	at BAL						

2024 LONGEST PLAYS

LONGEST PLAYS FROM SCRIMMAGE

BROWNS		
YARDS	OPPONENT	PLAY
89	11/17 at NO	J. Jeudy reception
38	10/27 vs. BAL	C. Tillman reception
36	9/15 at JAX	J. Ford rush
35	10/13 at PHI	J. Jeudy reception
35	9/29 at LV	J. Ford rush
34	10/20 vs. CIN	D. Thompson-Robinson rush
30	11/17 at NO	J. Jeudy reception
30	10/27 vs. BAL	J. Jeudy reception
30	9/15 at JAX	J. Jeudy reception
29	11/21 vs. PIT	B. Whiteheart reception
29	9/8 vs. DAL	D. Njoku reception
26	11/21 vs. PIT	J. Jeudy reception
26	9/29 at LV	E. Moore reception
25	10/20 vs. CIN	C. Tillman reception
25	10/6 at WAS	D. Foreman rush
24	9/22 vs. NYG	A. Cooper reception
24	9/22 vs. NYG	J. Ford reception
23	11/17 at NO	J. Jeudy reception
23	10/24 vs. BAL	D. Njoku reception
23	9/22 vs. NYG	A. Cooper reception
22	11/17 at NO	C. Tillman reception
22	10/27 vs. BAL	C. Tillman reception
22	9/15 at JAX	E. Moore reception
21	11/3 vs. LAC	J. Akins reception
21	10/20 vs. CIN	J. Akins reception
21	10/13 at PHI	P. Strong reception
21	9/15 at JAX	J. Jeudy reception
20	11/21 vs. PIT	J. Jeudy reception
20	11/17 at NO	C. Tillman reception
20	10/27 vs. BAL	D. Njoku reception
20	9/9 vs. DAL	P. Strong reception

NO. OF 20-PLUS YARD PLAYS: 30 (5 RUSH, 25 PASS)
NO. OF 40-PLUS YARD PLAYS: 1 (0 RUSH, 1 PASS)

OPPONENTS		
YARDS	OPPONENT	PLAY
75	11/17 at NO	T. Hill rush
71	11/17 at NO	M. Valdes-Scantling reception
66	11/3 vs. LAC	Q. Johnston reception
66	10/6 at WAS	T. McLaurin reception
66	9/15 at JAX	B. Thomas reception
57	10/6 at WAS	A. Ekeler rush
46	11/21 vs. PIT	C. Austin reception
45	10/13 at PHI	D. Smith reception
43	9/22 vs. NYG	D. Singletary rush
41	10/6 at WAS	D. Brown reception
40	10/13 at PHI	A. Brown reception
39	11/6 vs. LAC	Q. Johnston reception/J. Palmer lateral/L. McConkney lateral/J. Dobbins lateral
38	10/27 vs. BAL	D. Henry rush
37	10/6 at WAS	J. Daniels rush
35	11/21 vs. PIT	V. Jefferson reception
34	11/3 vs. LAC	J. Dobbins rush
34	10/13 at PHI	G. Calcaterra reception
34	9/8 vs. DAL	C. Lamb reception
33	11/17 at NO	T. Hill rush
33	10/6 at WAS	A. Ekeler reception
33	9/15 at JAX	T. Lawrence rush
31	11/21 vs. PIT	G. Pickens reception
30	11/21 vs. PIT	J. Fields rush
30	9/15 at JAX	B. Strange reception
29	10/27 vs. BAL	Z. Flowers reception
28	11/ 3 vs. LAC	J. Palmer reception
28	10/27 vs. BAL	R. Bateman reception
28	10/6 at WAS	J. McNichols rush
28	9/22 vs. NYG	M. Nabers reception
28	9/15 at JAX	B. Thomas reception
26	11/3 vs. LAC	J. Palmer reception
26	9/15 at JAX	B. Strange reception
25	10/27 vs. BAL	Z. Flowers reception
25	10/27 vs. BAL	I. Likely reception
25	10/20 vs. CIN	T. Higgins reception
24	9/29 vs. LV	A. Mattison rush
23	11/21 vs. PIT	C. Austin reception
23	10/27 vs. BAL	Z. Flowers reception
23	10/6 at WAS	T. McLaurin reception
23	10/6 at WAS	J. Daniels rush
23	9/22 vs. NYG	D. Singletary reception
22	11/21 vs. PIT	P. Freiermuth reception
22	11/17 at NO	F. Moreau reception
22	10/27 vs. BAL	L. Jackson rush
22	10/20 vs. CIN	C. Brown rush
22	10/13 at PHI	A. Brown reception
22	9/15 at JAX	G. Davis reception
21	11/3 vs. LAC	Q. Johnston reception
21	10/27 vs. BAL	Z. Flowers reception
21	10/20 vs. CIN	T. Higgins reception
21	9/8 vs. DAL	B. Cooks reception
20	11/17 at NO	J. Johnson reception
20	11/3 vs. LAC	L. McConkney reception
20	10/13 at PHI	G. Calcaterra reception
20	9/22 vs. NYG	W. Robinson reception
20	9/15 at JAX	T. Etienne reception

NO. OF 20-PLUS YARD PLAYS: 45 (11 RUSH, 34 PASS)
NO. OF 40-PLUS YARD PLAYS: 11 (3 RUSH, 8 PASS)

2024 LONGEST PLAYS

LONGEST KICK/PUNT RETURNS

BROWNS				OPPONENTS			
TYPE	YARDS	OPPONENT	RETURNER	TYPE	YARDS	OPPONENT	RETURNER
KR	29	10/6 at WAS	D. Foreman	KR	100	10/20 vs. CIN	C. Jones
PR	28	9/8 vs. DAL	J. Darden	PR	60	9/8 vs. DAL	K. Turpin
KR	28	9/8 vs. DAL	J. Darden	PR	53	11/17 at NO	D. Pettis
KR	27	11/21 vs. PIT	J. Ford	PR	53	11/3 vs. LAC	D. Davis
KR	27	10/6 at WAS	P. Strong	KR	42	11/17 at NO	T. Hill
KR	27	10/6 at WAS	P. Strong	KR	34	10/27 vs. BAL	C. Collier
KR	27	9/29 at LV	D. Foreman	KR	29	10/13 at PHI	I. Rodgers
KR	26	11/17 at NO	J. Ford	KR	29	10/6 at WAS	A. Ekeler
KR	25	10/6 at WAS	P. Strong	KR	28	9/29 at LV	T. McCallister
KR	25	10/6 at WAS	P. Strong	KR	28	9/22 vs. NYG	E. Gray
KR	25	9/15 at JAX	J. Proche	KR	27	10/27 vs. BAL	C. Collier
KR	24	11/3 vs. LAC	P. Strong	KR	26	11/21 vs. PIT	J. Warren
KR	24	9/22 at LV	G. Brightwell	KR	24	11/21 vs. PIT	C. Patterson
PR	24	9/8 vs. DAL	J. Darden	KR	24	10/27 vs. BAL	C. Collier
KR	23	11/21 vs. PIT	J. Ford	KR	24	10/27 vs. BAL	C. Collier
KR	23	11/3 vs. LAC	P. Strong	KR	24	10/27 vs. BAL	C. Collier
KR	23	10/27 vs. BAL	P. Strong	KR	24	10/27 vs. BAL	C. Collier
KR	22	11/21 vs. PIT	J. Ford	KR	24	9/22 vs. NYG	E. Gray
KR	21	9/8 vs. DAL	J. Darden	PR	23	10/20 vs. CIN	C. Jones
KR	20	10/6 at WAS	P. Strong	KR	23	10/27 vs. BAL	C. Collier
NO. OF 20-PLUS YARD RETURNS: 20 (18 KICKOFF, 2 PUNT)				KR	22	10/13 at PHI	I. Rodgers
NO. OF 40-PLUS YARD RETURNS: 0 (0 KICKOFF, 0 PUNT)				KR	21	9/29 at LV	T. McCallister
				KR	20	10/6 at WAS	A. Ekeler
				PR	20	9/8 vs. DAL	K. Turpin

NO. OF 20-PLUS YARD RETURNS: 19 (17 KICKOFF, 2 PUNT)
NO. OF 40-PLUS YARD RETURNS: 5 (2 KICKOFF, 3 PUNT)