




CLEVELAND BROWNS

2 0 2 4 S E A S O N



AT



GAME RELEASE

CLEVELAND BROWNS AT PITTSBURGH STEELERS

DECEMBER 8, 2024 • 1:00 PM



CLEVELAND BROWNS WEEKLY GAME RELEASE

SUNDAY, DECEMBER 8, 2024 | 1 PM ET | ACRISURE STADIUM | PITTSBURGH, PA



AT



2024 SCHEDULE

REGULAR SEASON (3-9)

| | | | |
|----|---------|--------------------------|-------------|
| 1 | Sep. 8 | DALLAS COWBOYS | L 17-33 |
| 2 | Sep. 15 | at Jacksonville Jaguars | W 18-13 |
| 3 | Sep. 22 | NEW YORK GIANTS | L 15-21 |
| 4 | Sep. 29 | at Las Vegas Raiders | L 16-20 |
| 5 | Oct. 6 | at Washington Commanders | L 13-34 |
| 6 | Oct. 13 | at Philadelphia Eagles | L 16-20 |
| 7 | Oct. 20 | CINCINNATI BENGALS | L 14-21 |
| 8 | Oct. 27 | BALTIMORE RAVENS | W 29-24 |
| 9 | Nov. 3 | LOS ANGELES CHARGERS | L 10-27 |
| 10 | | BYE WEEK | |
| 11 | Nov. 17 | at New Orleans Saints | L 14-35 |
| 12 | Nov. 21 | PITTSBURGH STEELERS | W 24-19 |
| 13 | Dec. 2 | at Denver Broncos | L 32-41 |
| 14 | Dec. 8 | at Pittsburgh Steelers | 1 PM/CBS |
| 15 | Dec. 15 | KANSAS CITY CHIEFS | 1 PM/CBS |
| 16 | Dec. 22 | at Cincinnati Bengals | 1 PM/FOX |
| 17 | Dec. 29 | MIAMI DOLPHINS | 8:20 PM/NBC |
| 18 | TBD | at Baltimore Ravens | TBD |

BROWNS COMMUNICATIONS STAFF

PETER JOHN-BAPTISTE, CHIEF COMMUNICATIONS OFFICER
pjohnbaptiste@haslamsports.com, (440) 891-5015

DAN MURPHY, DIRECTOR, FOOTBALL COMMUNICATIONS
dmurphy@clevelandbrowns.com, (440) 824-3659

JORDYN WHITE, DIRECTOR, COMMUNITY & CORPORATE COMMUNICATIONS
jwhite@clevelandbrowns.com, (440) 824-6175

DOMINIQUE PAGE, MANAGER, COMMUNICATIONS
dpage@clevelandbrowns.com, (440) 891-5025

VICTORIA GUERRA, COORDINATOR, COMMUNICATIONS
vguerra@clevelandbrowns.com, (817) 905-7330

COLLIN THOMAS, INTERN, COMMUNICATIONS
cthomas@clevelandbrowns.com, (772) 233-8510

LIANNE RODRIGUEZ, FELLOW, COMMUNICATIONS
lrodriguez@haslamsports.com, (817) 367-6826

BROWNS ONLINE MEDIA CENTER

The Browns PR staff invites media members to utilize the Browns Media Center available at browns.1rmg.com.

The online media center is updated daily and includes information to better assist media cover the team. All information is available to view, download and print on the site and is available via desktop or mobile platform.

WEEK 14 AT STEELERS

The Browns travel to Pittsburgh to face the Steelers on Sunday, Dec. 8. In Week 12 this season, the Browns topped the Steelers 24-19 on Thursday night football. DE Myles Garrett recorded three sacks in the matchup, while RB Nick Chubb scored his second touchdown with 57 second remaining in the contest to give the Browns the lead. The Browns haven't swept the regular season series with the Steelers since 1989. The clubs have split the regular season series the previous two seasons.

BROADCAST INFORMATION

TELEVISION: CBS

Play-by-Play: Jim Nantz

Analyst: Tony Romo

Sideline Reporter: Tracy Wolfson

NATIONAL RADIO: ESPN

Play-by-Play: Steve Levy

Analyst: Harry Douglas

UNIVERSITY HOSPITALS CLEVELAND BROWNS RADIO NETWORK

92.3 The Fan (WKRC-FM), 850 ESPN Cleveland & WNCX (98.5 FM)

Play-by-Play: Andrew Siciliano

Analyst: Nathan Zegura

Sideline Reporter: Je'Rod Cherry

SIRIUSXM

161 or 381

UPCOMING MEDIA SCHEDULE

WEDNESDAY, DECEMBER 4

3:45 p.m. - Kevin Stefanski available via zoom

After walk thru (5:00 p.m. approximately) - Select players available via zoom

THURSDAY, DECEMBER 5

10:45 a.m. - Bubba Ventrone available

11:00 a.m. - Ken Dorsey available

12:00 p.m. - Open locker room

1:15 p.m. - Jim Schwartz available

1:45 p.m. - Practice*

FRIDAY, DECEMBER 6

10:45 a.m. (approximately) - Cornerbacks coach Brandon Lynch and pass game specialist/tight ends coach Tommy Rees available

12:15 p.m. - Practice*

After practice - Kevin Stefanski and open locker room

SATURDAY, NOVEMBER 7

No scheduled availability

SUNDAY, DECEMBER 8

1:00 p.m. - Cleveland Browns at Pittsburgh Steelers

*Regular Season Practice Access

NOTABLE STORYLINES

- Last week, the Browns fell 41-32 in Denver. The Browns recorded 552 total net yards, their fourth highest in franchise history. It was the team's most since they recorded 554 in 2007 and just 10 yards off the franchise record of 562 set in 1989. QB Jameis Winston set a career-high and Browns franchise record with 497 passing yards, while adding four touchdowns. WR Jerry Jeudy became just the third Browns player to record 200 receiving yards in a game as he recorded a career-high 235.

- Since taking over as the starter in Week 8, QB Jameis Winston is leading the NFL with 336.0 passing yards per game. Winston and Cincinnati's Joe Burrow (315.6) are the only players averaging more than 300 passing yards per game during that span. In five starts this season, Winston has totaled two of the top eight single-game passing yardage totals in team history with totals of 497 (at Denver on Dec. 2) and 395 (at New Orleans on Nov. 17).

- WR Jerry Jeudy set career highs for receptions (nine) and receiving yards (235) with one touchdown last week. His 235 receiving yards were the fourth-most by a Brown in a single game and he joined WR Josh Gordon (twice) and WR Amari Cooper as the only Browns to surpass 200 receiving yards in a game. It was Jeudy's second 100-yard game of the season and seventh of his career. He joined Ja'Marr Chase (264) as the only players to reach 200 receiving yards in a game in 2024. Jeudy is leading the Browns this season with 54 receptions for 880 yards. He currently ranks tied for fifth in the NFL in receiving yards this season.

- DE Myles Garrett has recorded five career games with at least three sacks, including two this year. He is the only NFL player with multiple games with at least three sacks this season. Garrett is tied for fourth in the league with 10 sacks this season. He is the only NFL player to record at least 10 sacks in each of the past seven seasons (2018-24). Garrett is the Browns all-time sack leader with 98.5 in 112 career games.

- CB Denzel Ward is leading the NFL this season with 19 passes defended, four more than the player in second. He has added two interceptions this season. His 19 passes defended are a career-high and tied the most by a Brown after the first 13 weeks of a season. He is also the only NFL player to record at least 10 passes defended and two interceptions in each of the past seven seasons (2018-24). Since entering the league as a first-round pick in 2018, Ward is first in the NFL with 95 passes defended.

- TE David Njoku recorded nine receptions for 52 yards and two touchdowns at Denver. He passed WR Gary Collins for the second-most receptions in Browns history with 336. Njoku only trails Pro Football Hall of Famer Ozzie Newsome on the team's all-time receptions list. Njoku recorded his 28th and 29th career receiving touchdowns, the most by a Brown since the team's return in 1999 and the seventh-most in team history.

- S Rodney McLeod Jr. has scored two touchdowns this season. He returned a blocked field goal 50-yards for a touchdown at Philadelphia (10/13). It was the Browns first blocked field goal returned for a touchdown since Leigh Bodden on Nov. 13, 2005. He also returned a fumble 25-yards for a score at Las Vegas (9/29).

- P Corey Bojorquez is leading the NFL with 14 punts inside the 10-yard line and is third in the league with 28 inside the 20-yard line. His 50.5 punt average ranks sixth in the league.

WHAT TO LOOK FOR THIS WEEK

RB NICK CHUBB

- Needs 246 yards to enter the 7,000 rushing yard club, he and Jim Brown (9,322) would be the lone Browns to rush for at least 7,000 yards in their first seven seasons.

TE DAVID NJOKU

- Needs 103 receiving yards to tally three consecutive seasons with 500 or more receiving yards.

DE MYLES GARRETT

- Needs one and a half sacks to reach 100 for career.
- Has two games with three sacks this season, the most in the NFL and can increase that accomplishment to three. Can tie Josh Hines-Allen (three) for the most since the start of the 2023 season.

CB DENZEL WARD

- Needs one pass breakup for 20 in a single season to become one of five Browns to accomplish this feat in a single season.
- Five pass deflections away from reaching the 100 club.
- One game away from passing Joe Haden (28) for top of the Browns' all-time list of games with multiple pass breakups (27).
- Keepss lead for most breakups by a player under the age of 28.
- Extended accomplishment as the only player in NFL with at least 10 pass deflections and two interceptions in first seven seasons.
- Only one of four players in NFL history drafted in the top five to register more than 90 passes defended in their first seven seasons.

WR JERRY JEUDY

- 93 receiving yards away from a career high...Tallied 872 in 2022.
- Aims for sixth game in a row with 70-or-more receiving yards.
- One 100 receiving yard game will tie his three for a single season record.

IN LOVING MEMORY OF JIM DONOVAN



1956-2024

On Saturday, Oct. 26, Jim Donovan, "The Voice of the Cleveland Browns," passed away at the age of 68 after battling chronic lymphocytic leukemia. Donovan served as the radio voice of the Browns for 25 seasons, starting with the team's return in 1999.

"He touched the lives of our fans each and every Sunday with his love for the Browns and his brilliance at his craft," said Dee and Jimmy Haslam. "He will be greatly missed, but he cemented a legacy that will live on forever."

Over the course of his storied career, Donovan had signature calls that highlighted his career and are permanently etched in Browns lore. Donovan was inducted into the 2024 Class of Browns Legends on Sept. 22.

BROWNS GIVE BACK

The Browns have a unified and focused philanthropic mission with “Browns Give Back” that extends throughout Northeast Ohio. Led by Dee and Jimmy Haslam, Whitney and JW Johnson, COO David Jenkins, EVP/GM Andrew Berry and Head Coach Kevin Stefanski, the entire Browns organization - coaches, players and front office members - are dedicated to creating meaningful impact in the communities in which we live and work by investing their time and resources under the Browns Give Back platform.

The target of these endeavors devotes to three focus areas: **EDUCATION, YOUTH FOOTBALL** and **SOCIAL JUSTICE**.

PLAY LIKE A GIRL!

Bridgestone, the Cleveland Browns and nonprofit organization Play Like a Girl!® welcomed local high school girls flag football teams for a Field Day.

High school players ran flag football drills with Browns QB Dorian Thompson-Robinson and took part in a panel discussion featuring female leaders from the three organizers. Since 2021, the Browns have worked with Northeast Ohio Flag Football to elevate girls flag football to promote equality in high school sports. Over the past four seasons, the number of Northeast Ohio high schools with teams has grown from two to 51. The Browns are focused on pushing girls high school flag football to become a sanctioned varsity sport under the Ohio High School Athletic Association.



THANKSGIVING AT THE GREATER CLEVELAND FOOD BANK

On Monday of Thanksgiving week, Browns players, alumni and staff, as well as Sugardale representatives joined the Greater Cleveland Food Bank to help neighbors shop for free, nutritious food. Volunteers will also be stocking shelves, loading vehicles, and assisting operations as needed. The gathering is one of many jointly hosted events by the Browns and Greater Cleveland Food Bank, a First and Ten community partner, as they team up to help fight hunger and ensure families have access to nutritious meals throughout the year, particularly during high times of need like the holidays.



The Stay in the Game! Attendance Network works to campaign, connect and convene with experts and supporters to dramatically improve attendance for Ohio students. The Network was launched in 2019 by the Cleveland Browns Foundation, Ohio Department of Education and Workforce and Harvard's Proving Ground, and is now managed by Battelle. For the 2024-25 school year, the Network has partnered with **100+ school districts** to positively impact the lives of **400k+ students**.

MY CAUSE MY CLEATS

On Tuesday, November 12, the Cleveland Browns and the Stay in the Game!

Attendance Network hosted a school visit at Orchard Park Academy where 10 students had the opportunity to help Stay in the Game! Ambassador, defensive tackle Maurice Hurst II, customize his cleats as part of the NFL's annual My Cause My Cleats initiative, which were worn this past week on Monday Night Football against the Denver Broncos.

The students and Hurst worked in collaboration with Cleveland shoe customizer Jonathan Hrusovsky to design Hurst's cleats supporting the Stay in the Game! Attendance Network, which aims to encourage regular attendance and eliminate chronic absenteeism in schools across Northeast Ohio.



THE HEAD COACHES

BROWNS HEAD COACH KEVIN STEFANSKI



Head Coach Kevin Stefanski became the 18th full-time head coach in franchise history on January 13, 2020. The two-time Associated Press NFL Coach of the Year led the Browns to two postseason appearances and two 11-win season becoming the second coach in club history to record multiple seasons with at least 11 regular season wins (Paul Brown, 1951 and 1953). In his first season, he led the club to their first playoff appearance since 2002 and first playoff victory in 26 years, earning him his first AP Coach of the Year. Prior to Cleveland, Stefanski spent 14 seasons with the Minnesota Vikings in various roles. Stefanski joined the Vikings in 2006 as an assistant to the head coach, assistant quarterbacks coach (2009-13), tight ends (2014-15) and lone season (2016) coaching running backs. From 2017-18, he coached the quarterbacks and added the role of interim offensive coordinator for the final three games in 2018 before being named the team's offensive coordinator in 2019. Stefanski played defensive back at University of Pennsylvania.

COACHES COMPARISON

| | | |
|-----------------|-------------------------------|----------------|
| Kevin Stefanski | | Mike Tomlin |
| 40-39 (.506) | Record as Head Coach | 182-103 (.638) |
| 40-39 (.506) | Record with Current Team | 182-103 (.638) |
| 3-9 (.250) | 2024 Overall Record | 9-3 (.750) |
| 5th | Years as Head Coach with Team | 18th |
| 5th | Years as Head Coach in NFL | 18th |
| 19th | Years in NFL | 24th |

STEELERS HEAD COACH MIKE TOMLIN



Mike Tomlin was appointed the 16th head coach of the Steelers franchise on Jan. 22, 2007. He began his NFL coaching career with the Buccaneers serving as DBs coach from 2001-2005, helping win Super Bowl XXXVII with them in 2002. He started out his coaching career at the collegiate level with VMI in 1995 (WRs coach), Memphis in 1996 (Grad asst.), Arkansas State in 1998 (DBs coach) and Cincinnati from 1999-2000 (DBs coach). Tomlin spent time as part of the Vikings organization in 2006 (DC). During his tenure with the Steelers, Tomlin led them to a Super Bowl XLIII championship headlined by 1st team All-Pro safety, Troy Polamalu and Linebacker James Harrison. He also led them to an appearance in Super Bowl XLV in 2010. Tomlin played football at College of William and Mary (1991-95). Currently holds the record for most consecutive non-losing seasons to begin a coaching career with 17.

WEEK 14 AFC NORTH SCHEDULE



CINCINNATI AT DALLAS
DEC. 9, 8:15 P.M. ET



A LOOK AT THE NEXT GAME



KANSAS CITY VS. CLEVELAND
DEC. 15, 1 P.M. ET



The Cleveland Browns and the Kansas City Chiefs are set to faceoff in Week 15 of the regular season at Arrowhead Stadium. In their last meeting, on September 12, 2021, the Chiefs came out on top with a 33-29 victory. Kansas City leads the series with a 15-11-2 record against Cleveland.

WEEK 15 AFC NORTH SCHEDULE



CINCINNATI AT TENNESSEE
DEC. 15, 1 P.M. ET



BALTIMORE AT NEW YORK GIANTS
DEC. 15, 1 P.M. ET



PITTSBURGH AT PHILADELPHIA
DEC. 15, 4:25 P.M. ET



2024 NFL REGULAR SEASON RANKINGS



| | | |
|-------------|-----------------------|------------|
| 18.17 (29) | Points PG | 24.67 (10) |
| 314.1 (22) | Total YPG | 344.0 (14) |
| 87.3 (30) | Rushing YPG | 133.1 (9) |
| 226.8 (13) | Passing YPG | 210.9 (20) |
| 25.7 (26) | Points APG | 18.7 (T6) |
| 349.6 (24) | Total Defensive YPG | 311.0 (6) |
| 128.6 (23) | Rushing Defensive YPG | 90.5 (4) |
| 221.0 (T20) | Passing Defensive YPG | 220.5 (19) |
| -8 (T28) | Turnover Ratio | +15 (2) |



SERIES HISTORY

| REGULAR SEASON GAME RESULTS VS. PITTSBURGH STEELERS (SINCE 1999) | | | |
|--|----------|---------|-------|
| Team | Date | Result | Score |
| Pittsburgh | 9/12/99 | L | 0-43 |
| at Pittsburgh | 11/14/99 | W | 16-15 |
| Pittsburgh | 9/17/00 | W | 23-20 |
| at Pittsburgh | 10/22/00 | L | 0-22 |
| Pittsburgh | 11/11/01 | L (OT) | 12-15 |
| at Pittsburgh | 1/6/02 | L | 7-28 |
| at Pittsburgh | 9/29/02 | L (OT) | 13-16 |
| Pittsburgh | 11/3/02 | L | 20-23 |
| at Pittsburgh | 10/5/03 | W | 33-13 |
| Pittsburgh | 11/23/03 | L | 6-13 |
| at Pittsburgh | 10/10/04 | L | 23-34 |
| Pittsburgh | 11/14/04 | L | 10-24 |
| at Pittsburgh | 11/13/05 | L | 21-34 |
| Pittsburgh | 12/24/05 | L | 0-41 |
| Pittsburgh | 11/19/06 | L | 20-24 |
| at Pittsburgh | 12/8/06 | L | 7-27 |
| Pittsburgh | 9/9/07 | L | 7-34 |
| at Pittsburgh | 11/11/07 | L | 28-31 |
| Pittsburgh | 9/14/08 | L | 6-10 |
| at Pittsburgh | 12/28/08 | L | 0-31 |
| at Pittsburgh | 10/18/09 | L | 14-27 |
| Pittsburgh | 12/10/09 | W | 13-6 |
| at Pittsburgh | 10/17/10 | L | 10-28 |
| Pittsburgh | 1/2/11 | L | 9-41 |
| at Pittsburgh | 12/8/11 | L | 3-14 |
| Pittsburgh | 1/1/12 | L | 9-13 |
| Pittsburgh | 11/25/12 | W | 20-14 |
| at Pittsburgh | 12/30/12 | L | 10-24 |
| Pittsburgh | 11/24/13 | L | 11-27 |
| at Pittsburgh | 12/29/13 | L | 7-20 |
| at Pittsburgh | 9/7/14 | L | 27-30 |
| Pittsburgh | 10/12/14 | W | 31-10 |
| at Pittsburgh | 11/15/15 | L | 9-30 |
| Pittsburgh | 1/3/16 | L | 12-28 |
| Pittsburgh | 11/20/16 | L | 9-24 |
| at Pittsburgh | 1/1/17 | L (OT) | 24-27 |
| Pittsburgh | 9/10/17 | L | 18-21 |
| at Pittsburgh | 12/31/17 | L | 24-28 |
| Pittsburgh | 9/9/18 | T | 21-21 |
| at Pittsburgh | 10/28/18 | L | 18-33 |
| Pittsburgh | 11/14/19 | W | 21-7 |
| at Pittsburgh | 12/1/19 | L | 13-20 |
| at Pittsburgh | 10/18/20 | L | 7-38 |
| Pittsburgh | 1/3/21 | W | 24-22 |
| Pittsburgh | 10/31/21 | L | 10-15 |
| at Pittsburgh | 1/3/22 | L | 14-26 |
| Pittsburgh | 9/22/22 | W | 29-17 |
| at Pittsburgh | 1/8/23 | L | 14-28 |
| at Pittsburgh | 9/18/23 | L | 22-26 |
| Pittsburgh | 11/19/23 | W | 13-10 |
| Pittsburgh | 11/21/24 | W | 24-19 |
| All-Time Regular Season Totals | | 63-79-1 | .444 |
| Home | | 42-29-1 | .590 |
| Away | | 21-50 | .296 |

THE LAST TIME VS. PITTSBURGH



STEELERS 19
BROWNS 24
Nov. 21, 2024

Huntington Bank Field, Cleveland, Ohio



| TEAM | 1 | 2 | 3 | 4 | F |
|------------|---|----|---|----|----|
| Pittsburgh | 0 | 3 | 3 | 13 | 19 |
| Cleveland | 0 | 10 | 0 | 14 | 24 |

SCORING SUMMARY

| TEAM | Q | TIME | PLAY |
|----------|---|-------|---|
| Steelers | 2 | 10:53 | C.Boswell 48 yd. Field Goal (10-59, 6:08) |
| Browns | 2 | 4:00 | N.Chubb 2 yd. run (D.Hopkins kick) (12-80, 6:53) |
| Browns | 2 | 0:40 | D.Hopkins 34 yd. Field Goal (6-15, 2:31) |
| Steelers | 3 | 1:56 | C.Boswell 28 yd. Field Goal (13-71, 7:13) |
| Browns | 4 | 12:16 | J.Winston 2 yd. run (J.Winston-D.Njoku pass) (10-65, 4:40) |
| Steelers | 4 | 7:57 | J.Warren 3 yd. run (C.Boswell kick) (7-69, 4:19) |
| Steelers | 4 | 6:15 | C.Austin 23 yd. pass from R.Wilson (pass failed) (3-27, 0:50) |
| Browns | 4 | 0:57 | N.Chubb 2 yd. run (pass failed) |

TEAM STATISTICS

| | PIT | CLE |
|---------------------------|---------------|--------------|
| FIRST DOWNS: | 17 | 17 |
| TIME OF POSSESSION: | 35:02 | 24:58 |
| TOTAL NET YARDS: (RU/PA): | 368 (120/248) | 304 (85/219) |
| SACKS/YARDS | 4/22 | 1/0 |
| PUNTS/AVERAGE: | 1/15.0 | 3/30.7 |
| PENALTIES/YARDS: | 6/39 | 8/48 |
| FUMBLES/LOST: | 2/1 | 3/2 |

INDIVIDUAL STATISTICS

PASSING: PIT: R. Wilson 28-21-270 (1 TD); CLE: J. Winston 27-18-219.
RUSHING: PIT: J. Warren 11-45 (1 TD), N. Harris 16-41, J. Fields 3-26, R. Wilson 3-10, C. Patterson 1- -2; CLE: N. Chubb 20-59 (2 TD), J. Ford 4-19, J. Winston, 3-7 (1 TD).
RECEIVING: PIT: P. Freiemuth 4-59, G. Pickens 4-48, C. Austin 3-78 (1 TD), J. Warren 3-19, D. Washington 3-14, V. Jefferson 2-39, N. Harris 2-13; CLE: J. Jeudy 6-85, J. Akins 3-38, E. Moore 3-21, C. Tillman 2-28, B. Whiteheart 1-29, D. Njoku 1-9, J. Ford 1-8, N. Chubb 1-1.



STANDOUT PERFORMANCES VS. STEELERS

JAMEIS WINSTON

Nov. 21, 2024 vs. Pit.

18-of-27
219 passing yards
1 rushing TD



MYLES GARRETT

Nov. 21, 2024 vs. Pit.

3 tackles
2 assists
3.0 sacks
1 forced fumble



DAVID NJOKU

Career vs. Pit. (13 GP)

42 receptions
402 receiving yards
3 touchdowns



DENZEL WARD

Career vs. Pit. (12 GP)

35 tackles
9 assists
2 interceptions
1 touchdown (FR)
12 passes defended



NICK CHUBB

Career vs. Pit. (11 GP)

171 rushing attempts
776 rushing yards
4 total touchdowns



GRANT DELPIT

Career vs. Pit. (7 GP)


36 tackles
17 assists
1 interception
6 passes defended



DUSTIN HOPKINS

Career vs. Pit. (6 GP)

13/14 FG
10/10 XP



COLLEGE CONNECTIONS

| | | |
|------------------------------------|---|------------------------------------|
| CLE WR Jerry Jeudy (2017-19) |  | PIT RB Najee Harris (2017-20) |
| CLE DT Dalvin Tomlinson (2013-16) | | PIT S Minkah Fitzpatrick (2015-17) |
| CLE T Jedrick Wills Jr. (2017-19) | | |
| CLE RB Jerome Ford (2018-19) | | |
| CLE LB Mohamoud Diabate (2018-21) |  | PIT WR Van Jefferson (2018-19) |
| CLE LB James Houston (2017-20) | | PIT LB Jeremiah Moon (2016-21) |
| CLE S Grant Delpit (2017-19) |  | PIT CB Donte Jackson (2016-17) |
| CLE C Ethan Pocic (2015-16) | | PIT LB Patrick Queen (2017-19) |
| CLE WR Elijah Moore (2018-20) |  | PIT LB Mark Robinson (2020-21) |
| CLE S Ronnie Hickman Jr. (2020-22) | | PIT QB Justin Fields (2019-20) |
| CLE RB D'Onta Foreman (2014-16) |  | PIT S DeShon Elliot (2015-17) |

PENNSYLVANIA TIES

- Browns **Head Coach Kevin Stefanski** is from Philadelphia.
- Browns **Assistant Head Coach and Special Teams Coordinator Bubba Ventrone** is from Pittsburgh.
- Browns **Assistant Offensive Line Coach Roy Istvan** is from Wallingford.
- Browns **LB Khaleke Hudson** is from McKeesport.

FORMER BROWNS

- Steelers **Tight Ends Coach Alfredo Roberts** coached in the same role for the Browns from 2007-08.
- Steelers **DT Larry Ogunjobi** spent four seasons with the Browns from 2017-20.















FORMER STEELERS

- Browns **Running Backs Coach Duce Staley** played for the Steelers from 2004-06.
- Browns **LB Devin Bush** played for the Steelers from 2019-22.
- Browns **LS Rex Sunahara** was on the Steelers' practice squad in 2023.

PLAYER CONNECTIONS

- Steelers **Defensive Line Coach Karl Dunbar** (2016-17) coached at Alabama while Browns **WR Jerry Jeudy** (2017-19), **DT Dalvin Tomlinson** (2013-16) and **T Jedrick Wills** (2017-19) played for the Crimson Tide.
- Browns **Assistant Defensive Line Coach Jordan Thomas** (2010-13) was teammates with Steelers **CB Damontae Kazee** (2012-16) at San Diego State.
- Browns **Passing Game Specialist and Tight Ends Coach Tommy Rees** coached at Northwestern during Steelers **DT Dean Lowry's** senior season.
- Browns **Defensive Assistant Zach Dunn** coached at Bowling Green in 2016 during PIT **WR Scotty Miller's** sophomore season.

FORMER NFL TEAMMATES

| | | |
|------------------------------------|---|---|
| CLE T Germain Ifedi (2022) |  | PIT RB/KR Cordarrelle Patterson (2022-23) |
| CLE CB Mike Ford Jr. (2022) | | PIT TE MyCole Pruitt (2022-23) |
| CLE P Corey Bojorquez (2018-20) |  | PIT LB Tyler Matakevich (2020-23) |
| CLE G Wyatt Teller (2018) | | |
| CLE RB D'Onta Foreman (2022) |  | PIT CB Donte Jackson (2018-23) |
| CLE T Germain Ifedi (2020-21) | | |
| CLE RB D'Onta Foreman (2023) |  | PIT RB/KR Cordarrelle Patterson (2019-20) |
| CLE WR Jerry Jeudy (2020-23) | | PIT QB Justin Fields (2021-23) |
| |  | PIT QB Russell Wilson (2022-23) |
| | | PIT OT Calvin Anderson (2020-22) |
| |  | PIT P Corliss Waitman (2022) |
| CLE CB Mike Ford Jr. (2018-20) | | |
| CLE LB James Houston (2022-24) |  | PIT S Miles Killebrew (2016-20) |
| CLE P Corey Bojorquez (2021) | | PIT CB Cameron Sutton (2023) |
| |  | PIT LB Preston Smith (2019-23) |
| CLE RB RB D'Onta Foreman (2017-18) | | PIT DT Dean Lowry (2016-22) |
| CLE TE Jordan Akins (2018-22) |  | PIT TE MyCole Pruitt (2017) |
| | | PIT G Max Scharping (2019-21) |
| |  | PIT QB Kyle Allen (2022) |
| CLE K Dustin Hopkins (2021-22) | | |
| CLE DE Ogbo Okoronkwo (2018-21) |  | PIT WR Mike Williams (2017-23) |
| | | PIT WR Van Jefferson (2020-23) |
| |  | PIT WR Ben Skowronek (2021-23) |
| CLE LB Jordan Hicks (2022-23) | | |
| CLE LB Jordan Hicks (2015-18) |  | PIT DT Dean Lowry (2023) |
| CLE S Rodney McLeod (2016-21) | | |
| CLE T Germain Ifedi (2016-19) |  | PIT G Isaac Seumalo (2016-22) |
| CLE C Ethan Pocic (2017-21) | | PIT QB Russell Wilson (2012-21) |
| CLE QB Jameis Winston (2015-19) |  | PIT WR Scotty Miller (2019-22) |
| CLE T Jack Conklin (2016-19) | | |
| |  | PIT TE MyCole Pruitt (2018-21) |
| CLE K Dustin Hopkins (2015-21) | | |
| CLE LB Khaleke Hudson (2020-23) |  | PIT LB Preston Smith (2015-18) |
| | | PIT QB Kyle Allen (2020-21) |

OHIO TIES

- Steelers **Quarterbacks Coach Tom Arth** is from Cleveland.

COACHING CONNECTIONS

- Browns **Head Coach Kevin Stefanski**, **Pass Game Coordinator/Wide Receivers Coach Chad O'Shea** and **Senior Assistant/Special Projects Kevin Rogers** worked with Steelers **Head Coach Mike Tomlin** and **Defensive Line Coach Karl Dunbar** in 2006 for the Minnesota Vikings.
- Browns **Senior Offensive Assistant Bill Musgrave** coached with Steelers **Special Teams Coordinator Danny Smith** twice; once in 1988 with the Philadelphia Eagles and again in 2005 with the Washington Redskins.
- Browns **Offensive Line Coach Andy Dickerson** and Steelers **Inside Linebackers Coach Aaron Curry** coached together for the Seattle Seahawks from 2021-23.

OFFENSIVE STARTERS

WR

CEDRIC TILLMAN

Third round pick by the Browns in 2023... Father, Cedric, played WR in the NFL for four seasons.

LT

JEDRICK WILLS JR.

Started all 17 games in 2022 and eight in 2023 before a knee injury ended his season... First round pick by the Browns in 2020.

LG

JOEL BITONIO

Longest tenured Brown...Selected to six Pro Bowls, tied for the fourth-most in team history, trailing only Pro Football Hall of Famers Joe Thomas (10), Jim Brown (9) and Lou Groza (9)... Five-time All-Pro honoree... Second round pick in 2014.

C

ETHAN POCIC

Signed with the Browns as an unrestricted free agent in 2022... Originally a second-round pick by Seattle in 2017.

RG

WYATT TELLER

Three-time Pro Bowl selection and two-time All-Pro honoree... Selected by Buffalo in the fifth round in 2018 and traded to the Browns in 2019.

RT

JACK CONKLIN

Two-time first team All-Pro selection... Originally selected by Tennessee in the first round of the 2016 draft and joined the Browns as an unrestricted free agent in 2020.

TE

DAVID NJOKU

Earned first career Pro Bowl nod in 2023... Second in Browns history for touchdown catches and receptions by a tight end, trailing only Pro Football Hall of Famer Ozzie Newsome... First round pick by the Browns in 2017.

QB

JAMEIS WINSTON

Selected to one Pro Bowl... Amassed more than 5,000 passing yards in 2019... First overall pick by Tampa Bay in 2015 and joined the Browns as an unrestricted free agent in 2024... 2013 Heisman Trophy Winner.

RB

NICK CHUBB

Selected to four consecutive Pro Bowls...Finished 2022 with a career-high 1,525 rushing yards, joining Jim Brown as the only Browns to surpass 1,500 rushing yards in a season...Finished second in the NFL in rushing yards in 2019 and 2021, while finishing third in 2022...Second round draft pick by the Browns in 2018.

WR

ELIJAH MOORE

Set career highs in receptions and receiving yards during first season with the Browns in 2023... Led the Jets in receiving yards as a rookie in 2021... Second round pick by the Jets in 2021 and acquired by the Browns via trade in 2023.

WR

JERRY JEUDY

Joined the Browns via trade prior to the 2024 season and inked a three-year extension... Originally a first-round pick by Denver in 2020... Won the 2018 Biletnikoff Award for the most outstanding receiver in college football.

OFFENSIVE KEY RESERVES

TE

JORDAN AKINS

Joined the Browns as a unrestricted free agent in 2023... Led all NFL tight ends with an average of 13.4 yards per reception in 2022... Originally a third round pick by the Texans in 2018... Also a third round selection in the 2010 Major League Baseball Draft by the Texas Rangers and played in 321 career minor league games.

RG

MICHAEL DUNN

Signed with the Browns as a free agent in 2020.

T

GERMAIN IFEDI

Joined the Browns as a free agent in 2024...Originally selected by the Seahawks in the first round of the 2016 NFL Draft.

RB

PIERRE STRONG JR.

Appeared in all 17 games with the Browns as a reserve in 2023... Fourth round pick by New England in 2022 and acquired by Cleveland via traded prior to the 2023 season... Led the NCAA Division 1 FCS in rushing with 1,668 yards his senior season.

QB

DORIAN THOMPSON-ROBINSON

Fifth round pick by the Browns in 2023.

RB

JEROME FORD

Led the Browns in rushing in 2023... Tied for team lead in 2023 with nine total touchdowns (five receiving and four rushing)... Fifth round pick by the Browns in 2022.

SPECIALISTS

K

DUSTIN HOPKINS

Browns single season record holder with 33 made field goals in 2023... Inked three-year extension in July 2024... Set NFL record with at least one 50-plus yard field goal in five consecutive games in 2023... Drafted by the Bills in the sixth round in 2013 and acquired by the Browns via trade prior to the start of the 2023 season.

P

COREY BOJORQUEZ

Set Browns single-season record with 49.4 average in 2023... Kicks with his left foot but is right-handed... Originally signed by the Patriots as an undrafted free agent in 2018 and joined the Browns as an unrestricted free agent in 2022.

LS

REX SUNAHARA

Joined the Browns as a free agent in 2024.

DEFENSIVE STARTERS

DE MYLES GARRETT

2023 NFL Defensive Player of the Year... Five-time Pro Bowler and five-time All-Pro honoree... Only NFL player to record at least 14 sacks each season from 2021-23 and the only NFL player to record at least 10 sacks each season from 2018-23... Browns career sack leader... First overall pick in 2017.

DT DALVIN TOMLINSON

Joined the Browns as an unrestricted free agent in 2023... Logged more than 100 career regular season games... Second round pick by the Giants in 2017.

DT SHELBY HARRIS

Joined the Browns as a free agent in 2023... Logged more than 100 career regular season games... Seventh round pick by the Raiders in 2014.

DE OGBO OKORONKWO

Joined the Browns as an unrestricted free agent in 2023... Helped the Rams win Super Bowl LVI... Fifth round pick by the Rams in 2018.

LB MOHAMOUD DIABATE

Made the Browns as an undrafted free agent in 2023.

LB JORDAN HICKS

Joined the Browns as an unrestricted free agent in 2024... Has recorded at least 100 tackles in each of the past five seasons (2019-23)... Drafted by Philadelphia in the third round in 2015.

CB DENZEL WARD

Three-time Pro Bowl honoree... First player since 1999 (when passes defended became an official statistic) to have at least 10 passes defended and two interceptions in each of his first six seasons... One of two NFL players to record at least two interceptions every season since 2018.

CB GREG NEWSOME II

First round pick by the Browns in 2021... Tied for team lead with a career-high 14 passes defended in 2023.

CB MARTIN EMERSON JR.

One of three NFL players to record at least 14 passes defended in 2022 and 2023, joining CB Darius Slay and CB Darius Williams... Led Browns with four interceptions and tied for team lead with 14 passes defended in 2023... Third round pick by the Browns in 2022.

S GRANT DELPIT

Inked three-year extension in December 2023...Was leading the Browns in several categories including tackles before suffering a season-ending injury in Week 14 of 2023... Second round pick by the Browns in 2020.

S JUAN THORNHILL

Two-time Super Bowl champion... Joined the Browns as an unrestricted free agent in 2023... Second round pick by Kansas City in 2019.

DEFENSIVE KEY RESERVES

CB CAMERON MITCHELL

Fifth round pick by the Browns in 2023.

S RODNEY MCLEOD JR.

Joined the Browns as a free agent in 2023... Logged more than 150 career games... Helped the Eagles win Super Bowl LII... Originally signed by the Rams as an undrafted free agent in 2012.

LB DEVIN BUSH

Joined the Browns as an unrestricted free agent in 2024... First round draft pick by the Steelers in 2019.

S RONNIE HICKMAN

Made the Browns as an undrafted free agent in 2023... Recorded one interception as a rookie.

DT MAURICE HURST II

Joined the Browns as a free agent in 2023... Second round pick by the Raiders in 2018.

DE ISAIAH MCGUIRE

Fourth round pick by the Browns in 2023.

TEAM NOTES

- The Browns roster has nine players who have received Pro Bowl honors. G Joel Bitonio earned his sixth-straight Pro Bowl nod in 2023, the most by any current Brown.

BROWNS PRO BOWLERS

| | |
|--------------------------------|------------------------------------|
| G Joel Bitonio (6) | 2018, 2019, 2020, 2021, 2022, 2023 |
| DE Myles Garrett (5) | 2018, 2020, 2021, 2022, 2023 |
| RB Nick Chubb (4) | 2019, 2020, 2021, 2022 |
| CB Denzel Ward (3) | 2018, 2021, 2023 |
| QB Deshaun Watson (3) | 2018, 2019, 2020 |
| G Wyatt Teller (3) | 2021, 2022, 2023 |
| TE David Njoku (1) | 2023 |
| LB Jeremiah Owusu-Koramoah (1) | 2023 |
| QB Jameis Winston (1) | 2015 |



- The current Browns roster has 12 former first round picks including six top-10 picks.

FORMER FIRST ROUNDERS

| Round (Overall) | Player | Team | Year |
|-----------------|---------------------|------------|------|
| 1 (1) | QB Jameis Winston | Buccaneers | 2015 |
| 1 (8) | T Jack Conklin | Titans | 2016 |
| 1 (31) | T Germain Ifedi | Seahawks | 2016 |
| 1 (1) | DE Myles Garrett | Browns | 2017 |
| 1 (12) | QB Deshaun Watson | Texans | 2017 |
| 1 (29) | TE David Njoku | Browns | 2017 |
| 1 (4) | CB Denzel Ward | Browns | 2018 |
| 1 (10) | LB Devin Bush | Steelers | 2019 |
| 1 (10) | T Jedrick Wills Jr. | Browns | 2020 |
| 1 (15) | WR Jerry Jeudy | Broncos | 2020 |
| 1 (20) | WR Kadarius Toney* | Giants | 2021 |
| 1 (26) | CB Greg Newsome II | Browns | 2021 |

* on practice squad

AWARDS & HONORS

- Jameis Winston - Week 8 AFC Offensive Player of the Week
- Rodney McLeod Jr. - 2024 Browns Art Rooney Sportsmanship Award Winner
- Myles Garrett - Week 12 AFC Defensive Player of the Week

DEFENSIVE NOTES

- The Browns have gone 23 straight games without allowing a 300-yard passer, the longest active streak in the NFL.

Games without allowing a 300-yard passer

| Team | Games |
|---------------------|-------|
| 1. Cleveland Browns | 23 |
| 2. Seattle Seahawks | 16 |
| 3t. New York Giants | 13 |
| 3t. New York Jets | 13 |



- The Browns defense is currently leading the league in third down percentage in the second half.

Third Down Percentage in the Second Half

| Team | Att. | Conv. | 3rd% |
|---------------------|------|-------|-------|
| 1. Cleveland Browns | 69 | 17 | 24.6% |
| 2. Buffalo Bills | 66 | 18 | 27.3% |
| 3. Chicago Bears | 77 | 23 | 29.9% |
| 4. Tennessee Titans | 72 | 22 | 30.6% |

- Since the Browns hired Defensive Coordinator Jim Schwartz in 2023, the Browns rank first in opponent first downs allowed, first in third down percentage and third in total yards allowed per game.

First Downs Allowed Since 2023

| Team | Total 1st. Downs |
|------------------------|------------------|
| 1. Cleveland Browns | 464 |
| 2. Kansas City Chiefs | 520 |
| 3. Pittsburgh Steelers | 523 |

Third Down Percentage Since 2023

| Team | Att. | Conv. | 3rd% |
|---------------------|------|-------|-------|
| 1. Cleveland Browns | 386 | 122 | 31.6% |
| 2. Detroit Lions | 341 | 119 | 34.9% |
| 3. Denver Broncos | 389 | 137 | 35.2% |

Total Yards Per Game Since 2023

| Team | Yd/G |
|-----------------------|-------|
| 1. New York Jets | 296.0 |
| 2. Kansas City Chiefs | 298.9 |
| 3. Cleveland Browns | 303.0 |



- DE Myles Garrett's 98.5 career sacks are the most by a Brown all time.

Most Career Sacks by a Brown

| Player | Games | Sacks |
|-----------------------|-------|-------|
| 1. Myles Garrett | 111 | 98.5 |
| 2. Clay Matthews | 232 | 62.0 |
| 3. Michael Dean Perry | 109 | 51.5 |

- DE Myles Garrett's 98.5 sacks are the second-most recorded in the NFL since 2017.

Most NFL Sacks Since 2017

| Player | Team | Games | Total |
|------------------|---------------------|-------|-------|
| 1. T.J. Watt | Pittsburgh Steelers | 115 | 106.0 |
| 2. Myles Garrett | Cleveland Browns | 111 | 98.5 |
| 3. Aaron Donald | L.A. Rams | 106 | 83.0 |

- DE Myles Garrett is currently fourth in the NFL with 10.0 sacks this season.

Most Sacks in 2024

| Player | Team | Total |
|---------------------|------------|-------|
| 1. Trey Hendrickson | Cincinnati | 11.5 |
| 2. Nik Bonitto | Denver | 11.0 |
| 3. Danielle Hunter | Houston | 10.5 |
| 4. Myles Garrett | Cleveland | 10.0 |

- DE Myles Garrett becomes the seventh player in NFL history to record at least 10 sacks in seven consecutive seasons.

NFL Players with at least 10 Sacks for Seven Consecutive Seasons

| Player | Team | Years |
|------------------|---------------------|---------|
| Reggie White* | Philadelphia Eagles | 1985-95 |
| John Randle* | Minnesota Vikings | 1992-99 |
| DeMarcus Ware* | Dallas Cowboys | 2006-12 |
| Jared Allen | Minnesota Vikings | 2007-13 |
| Bruce Smith* | Buffalo Bills | 1992-98 |
| Lawrence Taylor* | N.Y. Giants | 1984-90 |
| Myles Garrett | Cleveland Browns | 2018-24 |

*Member of Pro Football Hall of Fame

GARRETT BY THE NUMBERS

1 game with at least 4.0 sacks.

5 games with at least 3.0 sacks.

20 games with at least 2.0 sacks.

28 games with at least 1.5 sacks.

5x Pro-Bowler.



- In his 102nd career game, DE Myles Garrett's one sack at Jacksonville tied J.J. Watt as the third-fastest player to reach 90 career sacks.

Fewest NFL games to reach 90 career sacks

| Player | Team | Games |
|-------------------|---------------------|-------|
| 1. Reggie White | Philadelphia Eagles | 82 |
| 2. T.J. Watt | Pittsburgh Steelers | 98 |
| 3t. Myles Garrett | Cleveland Browns | 102 |
| 3t. J.J. Watt | Houston Texans | 102 |



CHUBB BY THE NUMBERS

- 30 100-yard rushing games (second most in team history).
- 51 career rushing touchdowns (third most in team history).
- 12 career games with at least two rushing touchdowns.
- 2 career games with three rushing touchdowns.
- 18-9 (.667) team record when recording at least 20 rushing attempts.
- 4x Pro-Bowler.



• RB Nick Chubb's 6,754 rushing yards is the second most in the NFL since 2018.

Most NFL Rushing Yards since 2018

| Player | Team | Games | Total |
|-------------------|------------|-------|-------|
| 1. Derrick Henry | Ten., Bal. | 101 | 9,675 |
| 2. Nick Chubb | Cleveland | 83 | 6,754 |
| 3. Saquon Barkley | NYG, Phi. | 86 | 6,710 |

• RB Nick Chubb has the highest amount of fourth quarter rushes of 10+ yards in the NFL since 2018 with 62.

Most 4th Quarter Rushes of 10+ Yards since 2018

| Player | Team | Total |
|--------------------|-------------|-------|
| 1. Nick Chubb | Cleveland | 62 |
| 2. Derrick Henry | Ten., Bal. | 51 |
| 3t. Lamar Jackson | Baltimore | 46 |
| 3t. Saquon Barkley | NYG, Phi... | 46 |

• RB Nick Chubb is third all-time in NFL career rushing average with 5.12 yards per carry.

Highest Career NFL RB Rushing Average

| Player | Team | Total |
|-------------------|------------------|-------|
| 1. Jamal Charles | K.C., Den., Jax. | 5.38 |
| 2. Jim Brown | Cleveland | 5.22 |
| 3. Mercury Morris | Mia., SD | 5.15 |
| 4. Nick Chubb | Cleveland | 5.12 |

• RB Nick Chubb is third all-time in career rushing yards by a Brown with 6,754.

Most Career Rushing Yards by a Brown

| Player | Years | Games | Total |
|----------------|---------|-------|--------|
| 1. Jim Brown | 1957-65 | 118 | 12,312 |
| 2. Leroy Kelly | 1964-73 | 136 | 7,274 |
| 3. Nick Chubb | 2018-24 | 82 | 6,754 |
| 4. Mike Pruitt | 1976-84 | 124 | 6,540 |
| 5. Greg Pruitt | 1973-81 | 118 | 5,496 |





• On Oct. 20, 2024 against the Cincinnati Bengals, TE David Njoku tied a career-high with 10 receptions for 76 yards and a touchdown. Njoku recorded two receptions from three different QBs, the first player to do since Bears WR Marty Booker on Dec. 28, 2003.

• TE David Njoku's 29 career receiving touchdowns are second all-time behind Ozzie Newsome for most career receiving touchdowns by a Browns TE.

Most Career Receiving TDs by a Browns TE

| Player | Years | Total |
|------------------|---------|-------|
| 1. Ozzie Newsome | 1978-90 | 47 |
| 2. David Njoku | 2017-24 | 29 |
| 3. Milt Morin | 1966-75 | 16 |

• TE David Njoku's 336 career receptions are second all-time behind Ozzie Newsome for most career receptions by a Brown.

Most Career Receptions by a Brown

| Player | Years | Pos. | Total |
|------------------|---------|------|-------|
| 1. Ozzie Newsome | 1978-90 | TE | 662 |
| 2. David Njoku | 2017-24 | TE | 336 |
| 3. Gary Collins | 1962-74 | WR | 331 |



• TE David Njoku is third all-time in career receiving yards by a Browns TE with 3,661.

Most Career Receiving Yards by a Browns TE

| Player | Years | Total |
|------------------|---------|-------|
| 1. Ozzie Newsome | 1978-90 | 7,980 |
| 2. Milt Morin | 1966-75 | 4,208 |
| 3. David Njoku | 2017-24 | 3,661 |

• TE David Njoku's 29 receiving touchdowns are the most receiving touchdowns by a Brown since 1999.

Most Receiving TDs by a Brown since 1999

| Player | Years | Total |
|--------------------|---------|-------|
| 1. David Njoku | 2017-24 | 29 |
| 2. Braylon Edwards | 2005-09 | 28 |
| 3. Kevin Johnson | 1999-03 | 23 |



1x Pro-Bowler.

• In 2023, TE David Njoku was selected to his first Pro Bowl after setting career highs for receptions (81), receiving yards (882) and receiving touchdowns (six).

• TE David Njoku's 336 career receptions are most all-time by a Brown since the team returned in 1999.

Most Receptions by a Brown since 1999

| Player | Years | Total |
|------------------|---------|-------|
| 1. David Njoku | 2017-24 | 336 |
| 2. Kevin Johnson | 1999-03 | 315 |
| 3. Jarvis Landry | 2018-21 | 288 |

• TE David Njoku is third in receiving yards by a Brown since 1999.

Most Receiving Yards by a Brown since 1999

| Player | Years | Total |
|---------------------|---------|--------|
| 1. Kevin Johnson | 1999-03 | 3,836 |
| 2. Braylon Edwards | 2005-09 | 3,697 |
| 3. David Njoku | 2017-24 | 3,661 |
| 4. Jarvis Landry | 2018-21 | 3,560 |
| 5. Dennis Northcutt | 2000-06 | 3,4384 |



WARD BY THE NUMBERS




4 career defensive touchdowns (two INT, two fumble recoveries).

28 career games with at least two passes defended.

7 career games with at least three passes defended.

1 career game with four passes defended.

17 career interceptions.

3x Pro-Bowler.   

• CB Denzel Ward leads the league this season with 19 passes defended this season.

Most Passes Defended in 2024

| Player | Team | Total |
|-----------------------|------------------|-------|
| 1. Denzel Ward | Cleveland Browns | 19 |
| 2. Derek Stingley Jr. | Houston Texans | 15 |
| 3. Brian Branch | Detroit Lions | 13 |



• CB Denzel Ward is second behind Frank Minnifield (4) for most Pro Bowls by a Browns cornerback with three.

Most Pro Bowls by a Browns Cornerback

| Player | Years | Total |
|---------------------|------------------|-------|
| 1. Frank Minnifield | 1986-89 | 4 |
| 2t. Denzel Ward | 2018, 2021, 2023 | 3 |
| 2t. Hanford Dixon | 1986-88 | 3 |

• CB Denzel Ward is first in the NFL for most passes defended since 2018 with 95.

Most Passes Defended since 2018

| Player | Team (s) | Total |
|--------------------|-----------------|-------|
| 1. Denzel Ward | Cleveland | 95 |
| 2. James Bradberry | Car., NYG, Phi. | 92 |
| 3. Carlton Davis | Detroit | 83 |
| 4. Darius Slay | Det., Phi. | 82 |
| 5. Marlon Humphrey | Baltimore | 77 |

• The first NFL player since 1999 to have at least 10 passes defended and two interceptions in each of his first six seasons.



• CB Denzel Ward is second in career passes defended by a Brown with 95 behind Joe Haden (101).


Most Career Passes Defended by a Brown

| Player | Years | Games | Total |
|-----------------------|---------|-------|-------|
| 1. Joe Haden | 2010-16 | 90 | 101 |
| 2. Denzel Ward | 2018-24 | 91 | 95 |
| 3t. Daylon McCutcheon | 1999-05 | 103 | 53 |
| 3t. Eric Turner | 1991-95 | 63 | 53 |

*Passes defended didn't become an official NFL statistic until 1994.



WINSTON BY THE NUMBERS

- 5 career 400-yard passing games (career-high 497 this season).
- 31 career 300-yard passing games (three in 2024).
- 2 career games with five passing touchdowns.
- 10 career games with at least four passing touchdowns (one in 2024).
- 18 career games with at least a 115 QB rating (two in 2024).
- 1x Pro-Bowler. 



• QB Jameis Winston set a franchise single-game record with 497 passing yards, while adding four touchdown passes Week 13 against the Denver Broncos. It was a career-high for yardage for Winston and his fifth-career 400-yard passing game.

Most passing yards by a Brown in a game

| Player | Date | Yards |
|-------------------|----------|-------|
| 1. Jameis Winston | 12/2/24 | 497 |
| 2. Josh McCown | 10/11/15 | 457 |
| 3. Brian Sipe | 10/25/81 | 444 |
| 4. Bernie Kosar | 11/23/86 | 414 |
| 5. Kelly Holcomb | 11/28/04 | 413 |
| 6. Bernie Kosar | 11/10/86 | 401 |
| 7. Baker Mayfield | 10/2/18 | 397 |
| 8. Jameis Winston | 11/17/24 | 395 |

• On Nov. 17, 2024 against the New Orleans Saints, QB Jameis Winston connected with WR Jerry Jeudy for an 89-yard touchdown. It was a career-long pass for Winston and tied for the fourth longest pass play in Browns history.

Longest passing plays in Browns history

| Players | Opp. | Date | Yards |
|------------------------------|-------|----------|-------|
| 1. J. Garcia - A. Davis | Cin. | 10/17/04 | 99 |
| 2. B. Kosar - W. Slaughter | Chi. | 10/23/89 | 97 |
| 3. B. Weeden - J. Gordon | Jax. | 12/1/13 | 95 |
| 4t. J. Winston - J. Jeudy | @ NO | 11/17/24 | 89 |
| 4t. B. Mayfield - O. Beckham | @ NYJ | 9/16/19 | 89 |

• QB Jameis Winston is leading the league with an average of 336.0 passing yards per game since Week 8.

NFL Passing Yards Per Game Leaders Since Week 8

| Players | Team | Games | Avg. Yards |
|-------------------|------------|-------|------------|
| 1. Jameis Winston | Cleveland | 5 | 336.0 |
| 2. Joe Burrow | Cincinnati | 5 | 315.6 |
| 3. Tua Tagovailoa | Miami | 6 | 273.7 |



• WR Jerry Jeudy's 235 receiving yards Week 13 against the Broncos were the fourth-most by a Brown in a single game and he joined WR Josh Gordon (twice) and WR Amari Cooper as the only Browns to surpass 200 receiving yards in a game. Jeudy is leading the Browns this season with 54 receptions for 880 yards, after setting career highs for receptions (nine) and receiving yards (235) at Denver.

Most receiving yards by a Brown in a game

| Players | Date | Total |
|------------------|----------|-------|
| 1. Amari Cooper | 12/24/23 | 265 |
| 2. Josh Gordon | 12/1/13 | 261 |
| 3. Josh Gordon | 11/24/13 | 237 |
| 4. Jerry Jeudy | 12/2/24 | 235 |
| 5. Ozzie Newsome | 10/14/84 | 191 |

• WR Jerry Jeudy's 235 receiving yards were the second most by an NFL player in a game this year.

Most receiving yards in a game in 2024

| Players | Team | Date | Total |
|------------------|------------|------------------|-------|
| 1. Ja'Marr Chase | Cincinnati | 11/7/24 at Bal. | 264 |
| 2. Jerry Jeudy | Cleveland | 12/2/24 at Den. | 235 |
| 3. Ja'Marr Chase | Cincinnati | 10/6/24 vs. Bal. | 193 |

• WR Jerry Jeudy is tied for fifth in the NFL in receiving yards with 880 this season.

Most receiving yards in 2024

| Play | Team | Total |
|---------------------|------------|-------|
| 1. Ja'Marr Chase | Cincinnati | 1,142 |
| 2. Justin Jefferson | Minnesota | 1,038 |
| 3. Terry McLaurin | Washington | 896 |
| 4. Brock Bowers | Las Vegas | 884 |
| 5t. Jerry Jeudy | Cleveland | 880 |
| 5t. CeeDee Lamb | Dallas | 880 |



• WR Jerry Jeudy is leading the league with an average of 122.8 receiving yards per game and 614 total yards since Week 8.

NFL Receiving Yards Per Game Leaders Since Week 8

| Players | Team | Games | Average |
|-----------------------|------------|-------|---------|
| 1. Jerry Jeudy | Cleveland | 5 | 122.8 |
| 2. Ja'Marr Chase | Cincinnati | 5 | 104.4 |
| 3. Jaxon Smith-Njigba | Seattle | 5 | 102.0 |
| 4. Courtland Sutton | Denver | 6 | 94.8 |

Most Receiving Yards Since Week 8

| Players | Team | Games | Yards |
|---------------------|------------|-------|-------|
| 1. Jerry Jeudy | Cleveland | 5 | 614 |
| 2. Courtland Sutton | Denver | 6 | 569 |
| 3. Ladd McConkey | LAC | 6 | 550 |
| 4. Ja'Marr Chase | Cincinnati | 5 | 522 |



• P Corey Bojorquez leads the league this season with 3,232 punt yards.

Most Punt Yards in 2024

| Player | Team | Yards |
|--------------------|-------------|-------|
| 1. Corey Bojorquez | Cleveland | 3,232 |
| 2. Bryce Baringer | New England | 2,912 |
| 3. Ryan Stonehouse | Tennessee | 2,892 |
| 4. Riley Dixon | Denver | 2,828 |
| 5. Tommy Townsend | Houston | 2,814 |

• P Corey Bojorquez leads the league this season with 14 punts inside the 10.

Most Punts inside the 10 in 2024

| Player | Team | In10 |
|--------------------|-----------|------|
| 1. Corey Bojorquez | Cleveland | 14 |
| 2. Tommy Townsend | Houston | 12 |
| 3t. Riley Dixon | Denver | 11 |
| 3t. Daniel Whelan | Green Bay | 11 |

• P Corey Bojorquez is third in the league this season with 28 punts inside the 20.


Most Punts inside the 20 in 2024

| Player | Team | In20 |
|--------------------|--------------|------|
| 1. Tommy Townsend | Houston | 33 |
| 2. Matthew Hayball | New Orleans | 29 |
| 3. Corey Bojorquez | Cleveland | 28 |
| 4. Riley Dixon | Denver | 27 |
| 5. Logan Cooke | Jacksonville | 26 |

• P Corey Bojorquez has the longest punt in the NFL this season, hitting an 84-yard punt at Las Vegas on Sept. 29, 2024.

2024 Single Game Punting Leaders

| Player | Team | Date | Lg |
|---------------------|---------------|-------------------|----|
| 1. Corey Bojorquez | Cleveland | 9/29/24 at LV | 84 |
| 2. Ryan Rehkow | Cincinnati | 9/8/24 vs. NE | 80 |
| 3t. Thomas Morstead | New York Jets | 10/31/24 vs. Hou. | 75 |
| 3t. Ryan Stonehouse | Tennessee | 10/13/24 vs. Ind. | 75 |
| 3t. Bryce Baringer | New England | 11/10/24 at Chi. | 75 |



• For the second straight year, P Corey Bojorquez marked the highest single season punting average by a Brown with 49.4 yards in 2023.

Highest Single-Season Punting Avg. by a Brown

| Player | Year | Total |
|---------------------|------|-------|
| 1. Corey Bojorquez | 2023 | 49.4 |
| 2. Corey Bojorquez | 2022 | 48.5 |
| 3. Britton Colquitt | 2017 | 47.6 |

G JOEL BITONIO

- G Joel Bitonio's six Pro Bowl selections are tied for the fourth-most in team history, trailing only Pro Football Hall of Famers Joe Thomas (10), Jim Brown (9) and Lou Groza (9).

Most Pro Bowl Selections by a Brown

| Player | Years | Total |
|---------------------|------------------|-------|
| 1. Joe Thomas* | 2008-17 | 10 |
| 2t. Jim Brown* | 1958-66 | 9 |
| 2t. Lou Groza* | 1951-56, 1958-60 | 9 |
| 4t. Joel Bitonio | 2018-23 | 6 |
| 4t. Leroy Kelly* | 1967-72 | 6 |
| 4t. Gene Hickerson* | 1966-71 | 6 |
| 4t. Dick Schafrath | 1964-69 | 6 |

*Member of Pro Football Hall of Fame



6x Pro-Bowler.      

- G Joel Bitonio is tied for 15th all-time in games played by a Brown.

Most Games Played by a Brown

| Player | Years | Total |
|----------------------|---------|-------|
| 12. Joe Thomas | 2007-17 | 167 |
| 13. Robert Jackson | 1975-85 | 160 |
| 14. Joel Bitonio | 2014-24 | 156 |
| 15. Charley Hughlett | 2014-24 | 152 |
| 16. Tom DeLeone | 1974-84 | 149 |
| 17. Eddie Johnson | 1981-90 | 147 |
| 18. Jerry Sherk | 1970-81 | 147 |
| 19t. Charlie Hall | 1971-80 | 146 |
| 19t. Cody Risien | 1979-89 | 146 |
| 19t. Paul Wiggin | 1957-67 | 146 |

- G Joel Bitonio is second behind T Joe Thomas (167) in most starts by a Brown since 1999 with 156.

Most Starts by a Brown since 1999

| Player | Years | Total |
|---------------------|---------|-------|
| 1. T Joe Thomas | 2007-17 | 167 |
| 2. G Joel Bitonio | 2014-24 | 156 |
| 3. DE Myles Garrett | 2017-24 | 109 |
| 4. DE Orpheus Roye | 2000-07 | 102 |
| 5. C Alex Mack | 2009-15 | 101 |

K DUSTIN HOPKINS

- K Dustin Hopkins' four field goals of 50-plus yards are tied for fourth-most by a Brown in a season. Last season, Hopkins set the team record with eight.

Most Career 50-yard FGs by a Brown in a season

| Player | Year | Games | Total |
|----------------------|------|-------|-------|
| 1. Dustin Hopkins | 2023 | 15 | 8 |
| 2t. Phil Dawson | 2011 | 16 | 7 |
| 2t. Phil Dawson | 2012 | 16 | 7 |
| 4t. Dustin Hopkins | 2024 | 12 | 4 |
| 4t. Chase McLaughlin | 2021 | 16 | 4 |
| 4t. Cade York | 2022 | 17 | 4 |

- K Dustin Hopkins' 12 field goals from 50-plus yards are the second-most all-time by a Brown.

Most Career 50-yard FGs by a Brown

| Player | Years | Games | Total |
|-------------------|-----------|-------|-------|
| 1. Phil Dawson | 1999-2012 | 215 | 24 |
| 2. Dustin Hopkins | 2023-24 | 26 | 12 |





HEAD COACH KEVIN STEFANSKI

CAREER HIGHLIGHTS

- Stefanski has led the team to two postseason appearances and two 11-win seasons. He joined Pro Football Hall of Famer Paul Brown (1951 and 1953) as the only coaches in team history to record multiple seasons with at least 11 regular season wins.
- Stefanski became the 16th coach to win the Associated Press NFL Coach of the Year award multiple times since its inception in 1957. Stefanski won the honors in 2020 and 2023 and joined Forrest Gregg (1976) as the only Browns coaches to win the award.
- During the Browns 77-year history, the team has surpassed 6,000 scrimmage yards in a single season just seven times, but have reached the mark in all four seasons under Stefanski. Since 2020, the Browns are third in the NFL with an average of 139.6 rushing yards per game.
- Stefanski has recorded a 24-12 (.666) record at Huntington Bank Field, while not recording a losing record at home in any season. The Browns finished 8-1 at home in 2023, a team record for wins at home.
- In his first season with the Browns, Stefanski led the team to its first playoff appearance since 2002 and first playoff victory in 26 years. He notched the most wins (11) by a first-year Browns head coach since Paul Brown had 12 in the team's inaugural season in 1946. Stefanski's 11 regular season wins were the most by a first-year head coach in 2020 and marked just the 11th time since 1970 a first-year coach has won 11 or more games. Stefanski was named the NFL Coach of the Year.



SINCE KEVIN STEFANSKI TOOK OVER IN 2020 THE BROWNS ARE...

- 14-4 (.777)** when scoring at least 30 points, including a 5-0 mark in 2023.
- 22-6 (.785)** when scoring at least 25 points.
- 15-4 (.789)** when not committing a turnover in a game.
- 26-14 (.650)** at home, including an 8-1 mark in 2023.
- 16-5 (.762)** when attempting at least 35 rushes in a game.
- 14-2 (.875)** when recording at least four sacks in a game.
- 8-3 (.727)** when rushing for at least 200 yards in a game.

COACHING CAREER

| | |
|---------|---|
| 2005 | University of Pennsylvania, football operations |
| 2006-08 | Minnesota Vikings, assistant to the head coach |
| 2009-13 | Minnesota Vikings, assistant quarterbacks |
| 2014-15 | Minnesota Vikings, tight ends coach |
| 2016 | Minnesota Vikings, running backs coach |
| 2017-18 | Minnesota Vikings, quarterbacks coach/ interim offensive coordinator |
| 2019 | Minnesota Vikings, offensive coordinator |
| 2020- | Cleveland Browns, head coach |



BUBBA VENTRONE | ASSISTANT HEAD COACH/SPECIAL TEAMS COORDINATOR

Ventrone brings 19 years of coaching and playing experience in the NFL with experience in two Super Bowls. The Pittsburgh, Pa. native joined the Browns ahead of the 2023 season and aided a special teams unit that set several franchise records including 33 made field goals and a 49.4-yard punt average and three blocked field goals. Ahead of his time in Cleveland, Ventrone spent five seasons with the Indianapolis Colts guiding the unit to a top-10 finish in his last three seasons. As an assistant special teams coach with the New England Patriots from 2015-17, he was a member of the Super Bowl LI winning team.



JIM SCHWARTZ | DEFENSIVE COORDINATOR

Schwartz is in his 16th season as an NFL defensive coordinator and his second with the Cleveland Browns. In his first season with the Browns, Schwartz won NFL Assistant Coach of the Year after coaching the defense to several NFL-leading categories including total defense (270.2 yards per game), passing defense (164.7 yards per game), third down percentage (67-of-230 for 29.1 percent) and first downs allowed (253). Ahead of his time in Cleveland, Schwartz was a defensive coordinator with the Philadelphia Eagles (2016-20), winning Super Bowl LII, Buffalo Bills (2014) and Tennessee Titans (2001-08). The Baltimore, Md. native served as the head coach of the Detroit Lions from 2009-13, coaching the team to a 10-6 season in 2011 and a playoff berth for the first time since 1999.



KEN DORSEY | OFFENSIVE COORDINATOR

After playing quarterback for the Browns from 2006-08, Dorsey rejoined the Browns with 17 years of NFL coaching and playing experience. Prior to joining the Browns, Dorsey spent five seasons with the Bills in several capacities on offense, coaching QB Josh Allen to several NFL records including becoming the first QB in NFL history with at least 4,000 passing yards, 30 passing touchdowns and eight rushing touchdowns. As the quarterbacks coach for the Carolina Panthers from 2013-17, Dorsey aided QB Cam Newton to be named 2015 NFL MVP. As a player, Dorsey was selected by the San Francisco 49ers in the seventh round of the 2003 NFL Draft after leading Miami (Fla.) to a 38-2 record and a national championship in 2001. He spent the 2003-05 seasons in San Francisco and 2006-08 with the Browns, where he started 13 games.



CHAD O'SHEA | PASS GAME COORDINATOR/WIDE RECEIVERS

O'Shea joined the Browns in 2020 and is in his 21st NFL season, winning 12 division titles, five conference championships and three Super Bowls (XLIX, LI and LIII). The Browns' offense saw Amari Cooper post back-to-back 1,000-yard seasons in 2022, the first Brown to do so. In his first season, O'Shea aided the offense to 408 points, the second most in franchise history. Previously, the Houston, Texas native spent the 2019 season as the offensive coordinator for the Miami Dolphins and 2019-18 as the New England Patriots wide receivers coach.

CLEVELAND BROWNS COACHING STAFF



Jeff Anderson
Defensive Quality Control



Ephraim Banda
Safeties




Stephen Bravo-Brown
Special Teams Assistant




Callie Brownson
Assistant Wide Receivers



Jacques Cesaire
Defensive Line




Nick Charlton
Offensive Assistant/Run Game Specialist



Andy Dickerson
Offensive Line



Zach Dunn
Defensive Assistant




Ashton Grant
Offensive Assistant/Quarterbacks




Riley Hecklinski
Coordinator, Coaching Logistics




Roy Istvan
Assistant Offensive Line



Brandon Lynch
Cornerbacks



Bill Musgrave
Senior Offensive Assistant




Tommy Rees
Pass Game Specialist/Tight Ends



Kevin Rogers
Senior Assistant/Special Projects



Duce Staley
Running Backs



Jason Tarver
Linebackers



Jordan Thomas
Assistant Defensive Line



Nemo Washington
Bill Willis Diversity Coaching Fellow

CLEVELAND BROWNS 2024 ALPHABETICAL ROSTER

As of Dec. 3, 2024

| NO | NAME | POS | HT | WT | DOB | AGE | EXP | COLLEGE | HOMETOWN | HOW ACQ | GP/GS/DNP/IA |
|-----------------------|---------------------------------------|-----|------|-----|----------|-----|-----|--------------------------|-------------------------|------------------|--------------|
| 88 | Akins, Jordan | TE | 6-4 | 245 | 4/19/92 | 32 | 7 | Central Florida | Locust Grove, Ga. | UFA (Hou.) - '23 | 12/3/0/0 |
| 35 | Anusiem, Chigozie | CB | 6-1 | 200 | 11/5/00 | 24 | R | Colorado State | La Habra, Calif. | FA - '24 | 0/0/0/3 |
| 37 | Bell, D'Anthony | S | 6-1 | 211 | 10/17/96 | 28 | 3 | West Florida | Covington, Ga. | FA - '22 | 12/1/0/0 |
| 75 | Bitonio, Joel | G | 6-4 | 320 | 10/11/91 | 33 | 11 | Nevada | Long Beach, Calif. | D2 - '14 | 12/12/0/0 |
| 13 | Bojorquez, Corey | P | 6-0 | 217 | 9/13/96 | 28 | 7 | New Mexico | Bellflower, Calif. | UFA (G.B.) - '22 | 12/0/0/0 |
| 97 | Briggs, Jowon | DT | 6-1 | 313 | 9/1/01 | 23 | R | Cincinnati | Cincinnati, Ohio | D7b - '24 | 1/0/0/0 |
| 30 | Bush, Devin | LB | 5-11 | 235 | 7/18/98 | 26 | 6 | Michigan | Pembroke Pines, Fla. | UFA (Sea.) - '24 | 12/8/0/0 |
| 72 | Christian, Geron | T | 6-5 | 315 | 9/10/96 | 28 | 7 | Louisville | Ocala, Fla. | FA - '24 | 1/0/2/0* |
| 24 | Chubb, Nick | RB | 5-11 | 227 | 12/27/95 | 28 | 7 | Georgia | Cedartown, Ga. | D2b - '18 | 6/6/0/0 |
| 78 | Conklin, Jack | T | 6-6 | 308 | 8/17/94 | 30 | 9 | Michigan State | Plainwell, Mich. | UFA (Ten.) - '20 | 7/7/0/0 |
| 16 | Darden, Jaelon | WR | 5-8 | 175 | 1/14/99 | 25 | 3 | North Texas | Houston, Texas | FA - '24 | 7/1/0/1 |
| 9 | Delpit, Grant | S | 6-3 | 208 | 9/20/98 | 26 | 5 | Louisiana State | Houston, Texas | D2 - '20 | 11/11/0/1 |
| 43 | Diabate, Mohamoud | LB | 6-4 | 225 | 5/18/01 | 23 | 2 | Utah | Auburn, Ala. | FA - '23 | 8/6/0/0 |
| 68 | Dunn, Michael | G | 6-5 | 315 | 8/28/94 | 30 | 5 | Maryland | Bethesda, Md. | FA - '23 | 8/2/0/0 |
| 23 | Emerson Jr., Martin | CB | 6-2 | 201 | 9/27/00 | 24 | 3 | Mississippi State | Pensacola, Fla. | D3a - '22 | 12/11/0/0 |
| 34 | Ford, Jerome | RB | 5-10 | 210 | 9/12/99 | 25 | 3 | Cincinnati | Tampa, Fla. | D5 - '22 | 10/4/0/2 |
| 31 | Ford Jr., Mike | CB | 6-0 | 195 | 8/4/95 | 29 | 7 | Southeast Missouri State | Alton, Ill. | FA - '24 | 12/0/0/0 |
| 27 | Foreman, D'Onta | RB | 6-0 | 235 | 4/24/96 | 28 | 8 | Texas | Texas City, Texas | FA - '24 | 8/2/0/4 |
| 95 | Garrett, Myles | DE | 6-4 | 272 | 12/29/95 | 28 | 8 | Texas A&M | Arlington, Texas | D1a - '17 | 12/12/0/0 |
| 93 | Harris, Shelby | DT | 6-2 | 288 | 8/11/91 | 33 | 11 | Illinois State | Milwaukee, Wis. | FA - '23 | 12/11/0/0 |
| 33 | Hickman, Ronnie | S | 6-1 | 209 | 10/11/01 | 23 | 2 | Ohio State | South Orange, N.J. | FA - '23 | 9/5/0/3 |
| 58 | Hicks, Jordan | LB | 6-1 | 235 | 6/27/92 | 32 | 10 | Texas | Colorado Springs, Colo. | UFA (Min.) - '24 | 8/8/0/4 |
| 7 | Hopkins, Dustin | K | 6-2 | 210 | 10/1/90 | 34 | 11 | Florida State | Austin, Texas | Tr. (LAC) - '23 | 12/0/0/0 |
| 96 | Houston, James | DE | 6-1 | 248 | 11/16/98 | 26 | 3 | Jackson State | Fort Lauderdale, Fla. | W. (Det.) - '24 | 8/0/0/4* |
| 39 | Hudson, Khaleke | LB | 6-2 | 220 | 12/6/97 | 27 | 5 | Michigan | McKeesport, Pa. | FA - '24 | 12/0/0/0* |
| 90 | Hurst II, Maurice | DT | 6-2 | 290 | 5/9/95 | 29 | 6 | Michigan | Canton, Mass. | FA - '23 | 8/2/0/0 |
| 65 | Ifedi, Germain | T | 6-5 | 325 | 6/2/94 | 30 | 9 | Texas A&M | Houston, Texas | FA - '24 | 10/2/0/1 |
| 3 | Jeudy, Jerry | WR | 6-1 | 195 | 4/24/99 | 25 | 5 | Alabama | Deerfield Beach, Fla. | Tr. (Den.) - '24 | 12/11/0/0 |
| 92 | Kamara, Sam | DT | 6-0 | 272 | 12/21/97 | 26 | 2 | Stony Brook | Carteret, N.J. | FA - '24 | 7/0/0/1 |
| 57 | McGuire, Isaiah | DE | 6-4 | 268 | 7/27/01 | 23 | 2 | Missouri | Tulsa, Okla. | D4b - '23 | 11/0/0/1 |
| 12 | McLeod, Rodney | S | 5-10 | 185 | 6/23/90 | 34 | 13 | Virginia | Hyattsville, Md. | FA - '23 | 12/2/0/0 |
| 29 | Mitchell, Cameron | CB | 5-11 | 191 | 9/8/01 | 23 | 2 | Northwestern | Bolingbrook, Ill. | D5b - '23 | 12/0/0/0 |
| 8 | Moore, Elijah | WR | 5-10 | 180 | 3/27/00 | 24 | 4 | Mississippi | Fort Lauderdale, Fla. | Tr. (NYJ) - '23 | 12/8/0/0 |
| 0 | Newsome II, Greg | CB | 6-0 | 192 | 5/18/00 | 24 | 4 | Northwestern | Chicago, Ill. | D1 - '21 | 12/3/0/0 |
| 85 | Njoku, David | TE | 6-4 | 246 | 7/10/96 | 28 | 8 | Miami (Fla.) | Cedar Grove, N.J. | D1c - '17 | 9/9/0/3 |
| 54 | Okoronkwo, Ogbo | DE | 6-2 | 250 | 4/24/95 | 29 | 7 | Oklahoma | Gainesville, Fla. | UFA (Hou.) - '23 | 12/3/0/0 |
| 55 | Pocic, Ethan | C | 6-6 | 320 | 8/5/95 | 29 | 8 | Louisiana State | Lemont, Ill. | UFA (Sea.) - '22 | 11/11/0/1 |
| 59 | Reid, Winston | LB | 6-0 | 225 | 8/3/99 | 25 | R | Weber State | St. George, Utah | FA - '24 | 11/1/0/0 |
| 20 | Strong Jr., Pierre | RB | 5-11 | 215 | 12/10/98 | 26 | 3 | South Dakota State | Little Rock, Ark. | Tr. (N.E.) - '23 | 10/0/0/2 |
| 50 | Sunahara, Rex | LB | 6-6 | 242 | 10/9/96 | 28 | 1 | West Virginia | Bay Village, Ohio | FA - '24 | 7/0/0/0 |
| 77 | Teller, Wyatt | G | 6-4 | 315 | 11/21/94 | 30 | 7 | Virginia Tech | Beaeton, Va. | Tr. (Buf.) - '19 | 8/8/0/0 |
| 99 | Thomas, Cameron | DE | 6-4 | 265 | 1/7/00 | 24 | 3 | San Diego State | San Diego, Calif. | W. (K.C.) - '24 | 5/0/1/6* |
| 17 | Thompson-Robinson, Dorian | QB | 6-2 | 203 | 11/14/99 | 25 | 2 | UCLA | Las Vegas, Nev. | D5a - '23 | 3/0/3/6 |
| 1 | Thornhill, Juan | S | 6-0 | 205 | 10/19/95 | 29 | 6 | Virginia | Altavista, Va. | UFA (K.C.) - '23 | 6/6/0/1 |
| 80 | Thrash, Jamari | WR | 6-0 | 190 | 12/19/00 | 23 | R | Louisville | LaGrange, Ga. | D5 - '24 | 5/0/2/5 |
| 19 | Tillman, Cedric | WR | 6-3 | 215 | 4/19/00 | 24 | 2 | Tennessee | Las Vegas, Nev. | D3a - '23 | 11/6/0/1 |
| 94 | Tomlinson, Dalvin | DT | 6-3 | 235 | 2/18/94 | 30 | 8 | Alabama | McDonough, Ga. | UFA (Min.) - '23 | 12/12/0/0 |
| 21 | Ward, Denzel | CB | 5-11 | 190 | 4/28/97 | 27 | 7 | Ohio State | Macedonia, Ohio | D1b - '18 | 12/12/0/0 |
| 40 | Watson, Nathaniel | LB | 6-0 | 233 | 9/1/00 | 24 | R | Mississippi State | Maplesville, Ala. | D6 - '24 | 9/1/0/1 |
| 86 | Whiteheart, Blake | TE | 6-4 | 250 | 3/22/00 | 24 | 2 | Wake Forest | Winston-Salem, N.C. | FA - '24 | 6/0/0/0 |
| 71 | Wills Jr., Jedrick | T | 6-4 | 307 | 5/17/99 | 25 | 5 | Alabama | Lexington, Ky. | D1 - '20 | 5/4/0/7 |
| 5 | Winston, Jameis | QB | 6-4 | 230 | 1/6/94 | 30 | 10 | Florida State | Bessemer, Ala. | FA - '24 | 10/5/2/0 |
| 70 | Zinter, Zak | G | 6-6 | 310 | 4/17/01 | 23 | R | Michigan | North Andover, Mass. | D3 - '24 | 12/3/0/0 |
| Reserve/Injured (15): | | | | | | | | | | | |
| 74 | Adeniji, Hakeem (knee, 8/19) | T | 6-4 | 315 | 12/8/97 | 27 | 5 | Kansas | Garland, Texas | UFA (Min.) - '24 | 0/0/0/0 |
| 18 | Bell, David (hip, 9/17) | WR | 6-1 | 212 | 12/14/00 | 23 | 3 | Purdue | Indianapolis, Ind. | D3c - '22 | 1/0/0/0 |
| 36 | Bouyer-Randle, Brandon (knee, 8/21) | LB | 6-2 | 240 | 5/2/97 | 27 | 1 | Connecticut | Battle Creek, Mich. | FA - '24 | 0/0/0/0 |
| 38 | Brown II, Tony (foot, 10/29) | CB | 6-0 | 200 | 7/13/95 | 29 | 7 | Alabama | Beaumont, Texas | FA - '24 | 6/0/0/0 |
| 51 | Hall, Jr., Mike (knee, 11/16) | DT | 6-3 | 300 | 6/13/03 | 21 | R | Ohio State | Streetsboro, Ohio | D2 - '24 | 4/0/0/0 |
| 26 | Harden, Myles^ (shin, 9/12) | CB | 5-11 | 195 | 12/13/01 | 22 | R | South Dakota | Miami Gardens, Fla. | D7a - '24 | 0/0/0/1 |
| 53 | Harris, Nick (ankle, 10/15) | C | 6-1 | 293 | 11/13/98 | 26 | 5 | Washington | Inglewood, Calif. | Tr. (Sea.) - '24 | 5/2/1/0 |
| 66 | Hudson III, James (shoulder, 10/13) | T | 6-5 | 313 | 5/13/99 | 25 | 4 | Cincinnati | Toledo, Ohio | D4a - '21 | 4/2/0/1 |
| 47 | Hughlett, Charley (ribs, 10/9) | LS | 6-4 | 248 | 5/16/90 | 34 | 10 | Central Florida | Tampa, Fla. | FA - '14 | 5/0/0/0 |
| 79 | Jones, Dawand (leg, 11/19) | T | 6-8 | 374 | 8/6/01 | 23 | 2 | Ohio State | Indianapolis, Ind. | D4a - '23 | 10/8/0/0 |
| 6 | Owusu-Koramoah, Jeremiah (neck, 11/2) | LB | 6-2 | 221 | 11/4/99 | 25 | 4 | Notre Dame | Hampton, Va. | D2 - '21 | 8/8/0/0 |
| 84 | Swaim, Geoff (concussion, 11/30) | TE | 6-4 | 260 | 9/16/93 | 31 | 10 | Texas | Chico, Calif. | FA - '24 | 8/2/0/1 |
| 4 | Watson, Deshaun (Achilles, 10/22) | QB | 6-3 | 223 | 9/14/95 | 29 | 8 | Clemson | Gainesville, Ga. | Tr. (Hou.) - '22 | 7/7/0/0 |
| 91 | Wright, Alex (triceps, 10/5) | DE | 6-5 | 267 | 9/5/00 | 24 | 3 | UAB | Elba, Ala. | D3b - '22 | 4/0/0/0 |
| 56 | Wypler, Luke (ankle, 8/27) | C | 6-3 | 303 | 5/3/01 | 23 | 2 | Ohio State | Montvale, N.J. | D6 - '23 | 0/0/0/0 |
| Reserve/NFI (1): | | | | | | | | | | | |
| 22 | Hines, Nyheim (knee, 8/27) | RB | 5-9 | 196 | 11/12/96 | 28 | 6 | North Carolina State | Garner, N.C. | FA - '24 | 0/0/0/0 |
| Practice squad (13): | | | | | | | | | | | |
| 67 | Cohen, Javlon | G | 6-4 | 322 | 8/8/02 | 22 | R | Miami (Fla.) | Phenix City, Ala. | FA - '24 | 1/0/0/4 |
| 28 | Dean, Trey | S | 6-2 | 200 | 2/29/00 | 24 | 1 | Florida | Hampton, Ga. | FA - '24 | 0/0/0/0 |
| 41 | Edmonds, Christopher | S | 6-2 | 210 | 7/16/01 | 23 | R | Arizona State | Phenix City, Ala. | FA - '24 | 1/0/0/0 |
| 25 | Hailassie, Kahlef | CB | 6-1 | 195 | 11/9/00 | 24 | 2 | Western Kentucky | Elk Grove, Calif. | FA - '24 | 1/0/0/6 |
| 98 | Haynes, Marcus | DE | 6-4 | 240 | 4/7/98 | 26 | 1 | Old Dominion | Bowie, Md. | FA - '24 | 0/0/0/0 |
| 82 | Latu, Cameron | TE | 6-5 | 245 | 2/24/00 | 24 | 2 | Alabama | Salt Lake City, Utah | FA - '24 | 0/0/0/0 |
| 61 | Mbaeteka, Roy | T | 6-8 | 330 | 2/13/00 | 24 | 1 | No College | Benin City, Nigeria | FA - '24 | 0/0/0/0 |
| 11 | Proche II, James | WR | 5-11 | 193 | 9/20/96 | 28 | 5 | SMU | Dallas, Texas | FA - '24 | 4/0/0/0 |
| 52 | Smith, Elerson | DE | 6-7 | 245 | 7/17/98 | 26 | 3 | Northern Iowa | Minneapolis, Minn. | FA - '24 | 2/0/0/0 |
| 64 | Tom, Cameron | C | 6-4 | 285 | 6/21/95 | 29 | 4 | Southern Mississippi | Baton Rouge, La. | FA - '24 | 0/0/0/0 |
| 69 | Thompson, Lorenzo | T | 6-6 | 305 | 6/21/00 | 24 | R | Rhode Island | Syracuse, N.Y. | FA - '24 | 0/0/0/0 |
| 87 | Toney, Kadarius | WR | 6-0 | 193 | 1/27/99 | 25 | 4 | Florida | Mobile, Ala. | FA - '24 | 2/0/0/0 |
| 81 | Woods II, Michael | WR | 6-1 | 204 | 3/19/00 | 24 | 3 | Oklahoma | Magnolia, Texas | D6 - '22 | 1/0/0/0 |

^ designated for return

*Christian appeared in one game with the Rams, Houston appeared in eight games with the Lions, K. Hudson appeared in one game with the Saints, Thomas appeared in four games with the Chiefs.

CLEVELAND BROWNS 2024 NUMERICAL ROSTER

As of Dec. 3, 2024

| NO | NAME | POS | HT | WT | DOB | AGE | EXP | COLLEGE | HOMETOWN | HOW ACO | GP/GS/DNP/IA |
|-----------------------|--------------------------------------|-----|------|-----|----------|-----|-----|--------------------------|-------------------------|------------------|--------------|
| 0 | Greg Newsome II | CB | 6-0 | 192 | 5/18/00 | 24 | 4 | Northwestern | Chicago, Ill. | D1 - '21 | 12/3/0/0 |
| 1 | Juan Thornhill | S | 6-0 | 205 | 10/19/95 | 29 | 6 | Virginia | Altavista, Va. | UFA (K.C.) - '23 | 6/6/0/1 |
| 3 | Jerry Jeudy | WR | 6-1 | 195 | 4/24/99 | 25 | 5 | Alabama | Deerfield Beach, Fla. | Tr. (Den.) - '24 | 12/11/0/0/0 |
| 5 | Jameis Winston | QB | 6-4 | 230 | 1/6/94 | 30 | 10 | Florida State | Bessemer, Ala. | FA - '24 | 10/5/2/0 |
| 7 | Dustin Hopkins | K | 6-2 | 210 | 10/1/90 | 34 | 11 | Florida State | Austin, Texas | Tr. (LAC) - '23 | 12/0/0/0/0 |
| 8 | Elijah Moore | WR | 5-10 | 180 | 3/27/00 | 24 | 4 | Mississippi | Fort Lauderdale, Fla. | Tr. (NYJ) - '23 | 12/8/0/0/0 |
| 9 | Grant Delpit | S | 6-3 | 208 | 9/20/98 | 26 | 5 | Louisiana State | Houston, Texas | D2 - '20 | 11/11/0/1 |
| 12 | Rodney McLeod | S | 5-10 | 185 | 6/23/90 | 34 | 13 | Virginia | Hyattsville, Md. | FA - '23 | 12/2/0/0/0 |
| 13 | Corey Bojorquez | P | 6-0 | 217 | 9/13/96 | 28 | 7 | New Mexico | Bellflower, Calif. | UFA (G.B.) - '22 | 12/0/0/0/0 |
| 16 | Jaelon Darden | WR | 5-8 | 175 | 1/14/99 | 25 | 3 | North Texas | Houston, Texas | FA - '24 | 7/1/0/1 |
| 17 | Dorian Thompson-Robinson | QB | 6-2 | 203 | 11/14/99 | 25 | 2 | UCLA | Las Vegas, Nev. | D5a - '23 | 3/0/3/6 |
| 19 | Cedric Tillman | WR | 6-3 | 215 | 4/19/00 | 24 | 2 | Tennessee | Las Vegas, Nev. | D3a - '23 | 11/6/0/1 |
| 20 | Pierre Strong Jr. | RB | 5-11 | 215 | 12/10/98 | 26 | 3 | South Dakota State | Little Rock, Ark. | Tr. (N.E.) - '23 | 10/0/0/2 |
| 21 | Denzel Ward | CB | 5-11 | 190 | 4/28/97 | 27 | 7 | Ohio State | Macedonia, Ohio | D1b - '18 | 12/12/0/0/0 |
| 23 | Martin Emerson Jr. | CB | 6-2 | 201 | 9/27/00 | 24 | 3 | Mississippi State | Pensacola, Fla. | D3a - '22 | 12/11/0/0/0 |
| 24 | Nick Chubb | RB | 5-11 | 227 | 12/27/95 | 28 | 7 | Georgia | Cedartown, Ga. | D2b - '18 | 6/6/0/0 |
| 27 | D'Onta Foreman | RB | 6-0 | 235 | 4/24/96 | 28 | 8 | Texas | Texas City, Texas | FA - '24 | 8/2/0/4 |
| 29 | Cameron Mitchell | CB | 5-11 | 191 | 9/8/01 | 23 | 2 | Northwestern | Bolingbrook, Ill. | D5b - '23 | 12/0/0/0/0 |
| 30 | Devin Bush | LB | 5-11 | 235 | 7/18/98 | 26 | 6 | Michigan | Pembroke Pines, Fla. | UFA (Sea.) - '24 | 12/8/0/0/0 |
| 31 | Mike Ford Jr. | CB | 6-0 | 195 | 8/4/95 | 29 | 7 | Southeast Missouri State | Alton, Ill. | FA - '24 | 12/0/0/0/0 |
| 33 | Ronnie Hickman | S | 6-1 | 209 | 10/11/01 | 23 | 2 | Ohio State | South Orange, N.J. | FA - '23 | 9/5/0/3 |
| 34 | Jerome Ford | RB | 5-10 | 210 | 9/12/99 | 25 | 3 | Cincinnati | Tampa, Fla. | D5 - '22 | 10/4/0/2 |
| 35 | Chigozie Anusiem | CB | 6-1 | 200 | 11/5/00 | 24 | R | Colorado State | La Habra, Calif. | FA - '24 | 0/0/0/3 |
| 37 | D'Anthony Bell | S | 6-1 | 211 | 10/17/96 | 28 | 3 | West Florida | Covington, Ga. | FA - '22 | 12/1/0/0/0 |
| 39 | Khaleke Hudson | LB | 6-2 | 220 | 12/6/97 | 27 | 5 | Michigan | McKeesport, Pa. | FA - '24 | 12/0/0/0* |
| 40 | Nathaniel Watson | LB | 6-0 | 233 | 9/1/00 | 24 | R | Mississippi State | Maplesville, Ala. | D6 - '24 | 9/1/0/1 |
| 43 | Mohamoud Diabate | LB | 6-4 | 225 | 5/18/01 | 23 | 2 | Utah | Auburn, Ala. | FA - '23 | 8/6/0/0 |
| 50 | Rex Sunahara | LS | 6-6 | 242 | 10/9/96 | 28 | 1 | West Virginia | Bay Village, Ohio | FA - '24 | 7/0/0/0 |
| 54 | Ogbo Okoronkwo | DE | 6-2 | 250 | 4/24/95 | 29 | 7 | Oklahoma | Gainesville, Fla. | UFA (Hou.) - '23 | 12/3/0/0/0 |
| 55 | Ethan Pocic | C | 6-6 | 320 | 8/5/95 | 29 | 8 | Louisiana State | Lemont, Ill. | UFA (Sea.) - '22 | 11/11/0/1 |
| 57 | Isaiah McGuire | DE | 6-4 | 268 | 7/27/01 | 23 | 2 | Missouri | Tulsa, Okla. | D4b - '23 | 11/0/0/1 |
| 58 | Jordan Hicks | LB | 6-1 | 235 | 6/27/92 | 32 | 10 | Texas | Colorado Springs, Colo. | UFA (Min.) - '24 | 8/8/0/4 |
| 59 | Winston Reid | LB | 6-0 | 225 | 8/3/99 | 25 | R | Weber State | St. George, Utah | FA - '24 | 11/1/0/0/0 |
| 65 | Germain Ifedi | T | 6-5 | 325 | 6/2/94 | 30 | 9 | Texas A&M | Houston, Texas | FA - '24 | 10/2/0/1 |
| 68 | Michael Dunn | G | 6-5 | 315 | 8/28/94 | 30 | 5 | Maryland | Bethesda, Md. | FA - '23 | 8/2/0/0 |
| 70 | Zak Zinter | G | 6-6 | 310 | 4/17/01 | 23 | R | Michigan | North Andover, Mass. | D3 - '24 | 12/3/0/0/0 |
| 71 | Jedrick Wills Jr. | T | 6-4 | 307 | 5/17/99 | 25 | 5 | Alabama | Lexington, Ky. | D1 - '20 | 5/4/0/7 |
| 72 | Geron Christian | T | 6-5 | 315 | 9/10/96 | 28 | 7 | Louisville | Ocala, Fla. | FA - '24 | 1/0/2/0* |
| 75 | Joel Bitonio | G | 6-4 | 320 | 10/11/91 | 33 | 11 | Nevada | Long Beach, Calif. | D2 - '14 | 12/12/0/0/0 |
| 77 | Wyatt Teller | G | 6-4 | 315 | 11/21/94 | 30 | 7 | Virginia Tech | Beaeton, Va. | Tr. (Buf.) - '19 | 8/8/0/0 |
| 78 | Jack Conklin | T | 6-6 | 308 | 8/17/94 | 30 | 9 | Michigan State | Plainwell, Mich. | UFA (Ten.) - '20 | 7/7/0/0 |
| 80 | Jamari Thrash | WR | 6-0 | 190 | 12/19/00 | 23 | R | Louisville | LaGrange, Ga. | D5 - '24 | 5/0/2/5 |
| 85 | David Njoku | TE | 6-4 | 246 | 7/10/96 | 28 | 8 | Miami (Fla.) | Cedar Grove, N.J. | D1c - '17 | 9/9/0/3 |
| 86 | Blake Whiteheart | TE | 6-4 | 250 | 3/22/00 | 24 | 2 | Wake Forest | Winston-Salem, N.C. | FA - '24 | 6/0/0/0 |
| 88 | Jordan Akins | DE | 6-4 | 245 | 4/19/92 | 32 | 7 | Central Florida | Locust Grove, Ga. | UFA (Hou.) - '23 | 12/3/0/0/0 |
| 90 | Maurice Hurst II | DT | 6-2 | 290 | 5/9/95 | 29 | 6 | Michigan | Canton, Mass. | FA - '23 | 8/2/0/0 |
| 92 | Sam Kamara | DT | 6-0 | 272 | 12/21/97 | 26 | 2 | Stony Brook | Carteret, N.J. | FA - '24 | 7/0/0/1 |
| 93 | Shelby Harris | DT | 6-2 | 288 | 8/14/91 | 33 | 11 | Illinois State | Milwaukee, Wis. | FA - '23 | 12/11/0/0/0 |
| 94 | Dalvin Tomlinson | DT | 6-3 | 325 | 2/18/94 | 30 | 8 | Alabama | McDonough, Ga. | UFA (Min.) - '23 | 12/12/0/0/0 |
| 95 | Myles Garrett | DE | 6-4 | 272 | 12/29/95 | 28 | 8 | Texas A&M | Arlington, Texas | D1a - '17 | 12/12/0/0/0 |
| 96 | James Houston | DE | 6-1 | 248 | 11/16/98 | 26 | 3 | Jackson State | Fort Lauderdale, Fla. | W. (Det.) - '24 | 8/0/0/4* |
| 97 | Jowon Briggs | DT | 6-1 | 313 | 9/1/01 | 23 | R | Cincinnati | Cincinnati, Ohio | D7b - '24 | 1/0/0/0 |
| 99 | Cameron Thomas | DE | 6-4 | 265 | 1/7/00 | 24 | 3 | San Diego State | San Diego, Calif. | W. (K.C.) - '24 | 5/0/1/6* |
| Reserve/Injured (15): | | | | | | | | | | | |
| 4 | Deshaun Watson (Achilles, 10/22) | QB | 6-3 | 223 | 9/14/95 | 29 | 8 | Clemson | Gainesville, Ga. | Tr. (Hou.) - '22 | 7/7/0/0 |
| 6 | Jeremiah Owusu-Koramoah (neck, 11/2) | LB | 6-2 | 221 | 11/4/99 | 25 | 4 | Notre Dame | Hampton, Va. | D2 - '21 | 8/8/0/0 |
| 18 | David Bell (hip, 9/17) | WR | 6-1 | 212 | 12/14/00 | 23 | 3 | Purdue | Indianapolis, Ind. | D3c - '22 | 1/0/0/0 |
| 26 | Myles Harden* (shin, 9/12) | CB | 5-11 | 195 | 12/13/01 | 22 | R | South Dakota | Miami Gardens, Fla. | D7a - '24 | 0/0/0/1 |
| 36 | Brandon Boyer-Randle (knee, 8/2) | LB | 6-2 | 240 | 5/2/97 | 27 | 1 | Connecticut | Battle Creek, Mich. | FA - '24 | 0/0/0/0 |
| 38 | Tony Brown II (foot, 10/29) | CB | 6-0 | 200 | 7/13/95 | 29 | 7 | Alabama | Beaumont, Texas | FA - '24 | 6/0/0/0 |
| 47 | Charley Hugglett (ribs, 10/9) | LS | 6-4 | 248 | 5/16/90 | 34 | 10 | Central Florida | Tampa, Fla. | FA - '14 | 5/0/0/0 |
| 51 | Mike Hall Jr. (knee, 11/16) | DT | 6-3 | 300 | 6/13/03 | 21 | R | Ohio State | Streetsboro, Ohio | D2 - '24 | 4/0/0/0 |
| 53 | Nick Harris (ankle, 10/15) | C | 6-1 | 293 | 11/13/98 | 26 | 5 | Washington | Inglewood, Calif. | Tr. (Sea.) - '24 | 5/2/1/0 |
| 56 | Luke Wyppler (ankle, 8/27) | C | 6-3 | 303 | 5/3/01 | 23 | 2 | Ohio State | Montvale, N.J. | D6 - '23 | 0/0/0/0 |
| 66 | James Hudson III (shoulder, 10/13) | T | 6-5 | 313 | 5/13/99 | 25 | 4 | Cincinnati | Toledo, Ohio | D4a - '21 | 4/2/0/1 |
| 74 | Hakeem Adeniji (knee, 8/19) | T | 6-4 | 315 | 12/8/97 | 27 | 5 | Kansas | Garland, Texas | UFA (Min.) - '24 | 0/0/0/0 |
| 79 | Dawand Jones (leg, 11/19) | T | 6-8 | 374 | 8/6/01 | 23 | 2 | Ohio State | Indianapolis, Ind. | D4a - '23 | 10/8/0/0/0 |
| 84 | Geoff Swaim (concussion, 11/30) | TE | 6-4 | 260 | 9/16/93 | 31 | 10 | Texas | Chico, Calif. | FA - '24 | 8/2/0/1 |
| 91 | Alex Wright (triceps, 10/5) | DE | 6-5 | 267 | 9/5/00 | 24 | 3 | UAB | Elba, Ala. | D3b - '22 | 4/0/0/0 |
| Reserve/NFI (1): | | | | | | | | | | | |
| 22 | Nyheim Hines (knee, 8/27) | RB | 5-9 | 196 | 11/12/96 | 28 | 6 | North Carolina State | Garner, N.C. | FA - '24 | 0/0/0/0 |
| Practice squad (13): | | | | | | | | | | | |
| 11 | James Proche II | WR | 5-11 | 193 | 9/20/96 | 28 | 5 | SMU | Dallas, Texas | FA - '24 | 4/0/0/0 |
| 25 | Kahlef Hailassie | CB | 6-1 | 195 | 11/9/00 | 24 | 2 | Western Kentucky | Elk Grove, Calif. | FA - '24 | 1/0/0/6 |
| 28 | Trey Dean | S | 6-2 | 200 | 2/29/00 | 24 | 1 | Florida | Hampton, Ga. | FA - '24 | 0/0/0/0 |
| 41 | Christopher Edmonds | S | 6-2 | 210 | 7/16/01 | 23 | R | Arizona State | Phenix City, Ala. | FA - '24 | 1/0/0/0 |
| 52 | Elerson Smith | DE | 6-7 | 245 | 7/17/98 | 26 | 3 | Northern Iowa | Minneapolis, Minn. | FA - '24 | 2/0/0/0 |
| 61 | Roy Mbaeteka | T | 6-8 | 330 | 2/13/00 | 24 | 1 | No College | Benin City, Nigeria | FA - '24 | 0/0/0/0 |
| 64 | Cameron Tom | C | 6-4 | 285 | 6/21/95 | 29 | 4 | Southern Mississippi | Baton Rouge, La. | FA - '24 | 0/0/0/0 |
| 67 | Javion Cohen | G | 6-4 | 322 | 8/8/02 | 22 | R | Miami (Fla.) | Phenix City, Ala. | FA - '24 | 1/0/0/4 |
| 69 | Lorenzo Thompson | T | 6-6 | 305 | 6/21/00 | 24 | R | Rhode Island | Syracuse, N.Y. | FA - '24 | 0/0/0/0 |
| 81 | Michael Woods II | WR | 6-1 | 204 | 3/19/00 | 24 | 3 | Oklahoma | Magnolia, Texas | D6 - '22 | 1/0/0/0 |
| 82 | Cameron Latu | TE | 6-5 | 245 | 2/24/00 | 24 | 2 | Alabama | Salt Lake City, Utah | FA - '24 | 0/0/0/0 |
| 87 | Kadarious Toney | WR | 6-0 | 193 | 1/27/99 | 25 | 4 | Florida | Mobile, Ala. | FA - '24 | 2/0/0/0 |
| 98 | Marcus Haynes | DE | 6-4 | 240 | 4/7/98 | 26 | 1 | Old Dominion | Bowie, Md. | FA - '24 | 0/0/0/0 |

* designated for return

* Christian appeared in one game with the Rams, Houston appeared in eight games with the Lions, K. Hudson appeared in one game with the Saints, Thomas appeared in four games with the Chiefs.

2024 CLEVELAND BROWNS ROSTER BY POSITION

| ROSTER SIZE: 69 | | | | | | | | | | |
|------------------------|---------------------------|-----|------|-----|----------|-----|-----|--------------------------|-------------------------|------------------|
| QUARTERBACKS (3) | | POS | HT | WT | DOB | AGE | EXP | COLLEGE | HOMETOWN | HOW ACO |
| 17 | Thompson-Robinson, Dorian | QB | 6-2 | 203 | 11/14/99 | 25 | 2 | UCLA | Las Vegas, Nev. | D5a - '23 |
| * 4 | Watson, Deshaun | QB | 6-3 | 223 | 9/14/95 | 29 | 8 | Clemson | Gainesville, Ga. | Tr. (Hou.) - '22 |
| 5 | Winston, Jameis | QB | 6-4 | 230 | 1/6/94 | 30 | 10 | Florida State | Bessemer, Ala. | FA - '24 |
| RUNNING BACKS (5) | | | | | | | | | | |
| 24 | Chubb, Nick | RB | 5-11 | 227 | 12/27/95 | 28 | 7 | Georgia | Cedartown, Ga. | D2b - '18 |
| 34 | Ford, Jerome | RB | 5-10 | 210 | 9/12/99 | 25 | 3 | Cincinnati | Tampa, Fla. | D5 - '22 |
| 27 | Foreman, D'Onta | RB | 6-0 | 235 | 4/24/96 | 28 | 8 | Texas | Texas City, Texas | FA - '24 |
| * 22 | Hines, Nyheim | RB | 5-9 | 196 | 11/12/96 | 28 | 6 | North Carolina State | Garner, N.C. | FA - '24 |
| 20 | Strong Jr., Pierre | RB | 5-11 | 215 | 12/10/98 | 26 | 3 | South Dakota State | Little Rock, Ark. | Tr. (N.E.) - '23 |
| WIDE RECEIVERS (6) | | | | | | | | | | |
| * 18 | Bell, David | WR | 6-1 | 212 | 12/14/00 | 23 | 3 | Purdue | Indianapolis, Ind. | D3c - '22 |
| 16 | Darden, Jaelon | WR | 5-8 | 175 | 1/14/99 | 25 | 3 | North Texas | Houston, Texas | FA - '24 |
| 3 | Jeudy, Jerry | WR | 6-1 | 195 | 4/24/99 | 25 | 5 | Alabama | Deerfield Beach, Fla. | Tr. (Den.) - '24 |
| 8 | Moore, Elijah | WR | 5-10 | 180 | 3/27/00 | 24 | 4 | Mississippi | Fort Lauderdale, Fla. | Tr. (NYJ) - '23 |
| 80 | Thrash, Jamari | WR | 6-0 | 190 | 12/19/00 | 23 | R | Louisville | LaGrange, Ga. | D5 - '24 |
| 19 | Tillman, Cedric | WR | 6-3 | 215 | 4/19/00 | 24 | 2 | Tennessee | Las Vegas, Nev. | D3a - '23 |
| TIGHT ENDS (4) | | | | | | | | | | |
| 88 | Akins, Jordan | TE | 6-4 | 245 | 4/19/92 | 32 | 7 | Central Florida | Locust Grove, Ga. | UFA (Hou.) - '23 |
| 85 | Njoku, David | TE | 6-4 | 246 | 7/10/96 | 28 | 8 | Miami (Fla.) | Cedar Grove, N.J. | D1c - '17 |
| * 84 | Swaim, Geoff | TE | 6-4 | 260 | 9/16/93 | 31 | 10 | Texas | Chico, Calif. | FA - '24 |
| 86 | Whiteheart, Blake | TE | 6-4 | 250 | 3/22/00 | 24 | 2 | Wake Forest | Winston-Salem, N.C. | FA - '24 |
| OFFENSIVE LINEMEN (14) | | | | | | | | | | |
| * 74 | Adeniji, Hakeem | T | 6-4 | 315 | 12/8/97 | 27 | 5 | Kansas | Garland, Texas | UFA (Min.) - '24 |
| 75 | Bitonio, Joel | G | 6-4 | 320 | 10/11/91 | 33 | 11 | Nevada | Long Beach, Calif. | D2 - '14 |
| 72 | Christian, Geron | T | 6-5 | 315 | 9/10/96 | 28 | 7 | Louisville | Ocala, Fla. | FA - '24 |
| 78 | Conklin, Jack | T | 6-6 | 308 | 8/17/94 | 30 | 9 | Michigan State | Plainwell, Mich. | UFA (Ten.) - '20 |
| 68 | Dunn, Michael | G | 6-5 | 315 | 8/28/94 | 30 | 5 | Maryland | Bethesda, Md. | FA - '23 |
| * 53 | Harris, Nick | C | 6-1 | 293 | 11/13/98 | 26 | 5 | Washington | Inglewood, Calif. | Tr. (Buf.) - '24 |
| * 66 | Hudson III, James | T | 6-5 | 313 | 5/13/99 | 25 | 4 | Cincinnati | Toledo, Ohio | D4a - '21 |
| 65 | Ifedi, Germain | T | 6-5 | 325 | 6/2/94 | 30 | 9 | Texas A&M | Houston, Texas | FA - '24 |
| * 79 | Jones, Dawand | T | 6-8 | 374 | 8/6/01 | 23 | 2 | Ohio State | Indianapolis, Ind. | D4a - '23 |
| 55 | Pocic, Ethan | C | 6-6 | 320 | 8/5/95 | 29 | 8 | Louisiana State | Lemont, Ill. | UFA (Sea.) - '22 |
| 77 | Teller, Wyatt | G | 6-4 | 315 | 11/21/94 | 30 | 7 | Virginia Tech | Bealeton, Va. | Tr. (Buf.) - '19 |
| 71 | Wills Jr., Jedrick | T | 6-4 | 307 | 5/17/99 | 25 | 5 | Alabama | Lexington, Ky. | D1 - '20 |
| * 56 | Wypler, Luke | C | 6-3 | 303 | 5/3/01 | 23 | 2 | Ohio State | Montvale, N.J. | D6 - '23 |
| 70 | Zinter, Zak | G | 6-6 | 310 | 4/17/01 | 23 | R | Michigan | North Andover, Mass. | D3 - '24 |
| DEFENSIVE LINEMEN (12) | | | | | | | | | | |
| 97 | Briggs, Jowon | DT | 6-1 | 313 | 9/1/01 | 23 | R | Cincinnati | Cincinnati, Ohio | D7b - '24 |
| 95 | Garrett, Myles | DE | 6-4 | 272 | 12/29/95 | 28 | 8 | Texas A&M | Arlington, Texas | D1a - '17 |
| * 51 | Hall, Jr., Mike | DT | 6-3 | 300 | 6/13/03 | 21 | R | Ohio State | Streetsboro, Ohio | D2 - '24 |
| 93 | Harris, Shelby | DT | 6-2 | 288 | 8/11/91 | 33 | 11 | Illinois State | Milwaukee, Wis. | FA - '23 |
| 96 | Houston, James | DE | 6-1 | 248 | 11/16/98 | 26 | 3 | Jackson State | Fort Lauderdale, Fla. | W. (Det.) - '24 |
| 90 | Hurst II, Maurice | DT | 6-2 | 290 | 5/9/95 | 29 | 6 | Michigan | Canton, Mass. | FA - '23 |
| 92 | Kamara, Sam | DT | 6-0 | 272 | 12/21/97 | 26 | 2 | Stony Brook | Carteret, N.J. | FA - '24 |
| 57 | McGuire, Isaiah | DE | 6-4 | 268 | 7/27/01 | 23 | 2 | Missouri | Tulsa, Okla. | D4b - '23 |
| 54 | Okoronkwo, Ogbo | DE | 6-2 | 250 | 4/24/95 | 29 | 7 | Oklahoma | Gainesville, Fla. | UFA (Hou.) - '23 |
| 99 | Thomas, Cameron | DE | 6-4 | 265 | 1/7/00 | 24 | 3 | San Diego State | San Diego, Calif. | W. (K.C.) - '24 |
| 94 | Tomlinson, Dalvin | DT | 6-3 | 325 | 2/18/94 | 30 | 8 | Alabama | McDonough, Ga. | UFA (Min.) - '23 |
| * 91 | Wright, Alex | DE | 6-5 | 267 | 9/5/00 | 24 | 3 | UAB | Elba, Ala. | D3b - '22 |
| LINEBACKERS (8) | | | | | | | | | | |
| * 36 | Bouyer-Randle, Brandon | LB | 6-2 | 240 | 5/2/97 | 27 | 1 | Connecticut | Battle Creek, Mich. | FA - '24 |
| 30 | Bush, Devin | LB | 5-11 | 235 | 7/18/98 | 26 | 6 | Michigan | Pembroke Pines, Fla. | UFA (Sea.) - '24 |
| 43 | Diabate, Mohamoud | LB | 6-4 | 225 | 5/18/01 | 23 | R | Utah | Auburn, Ala. | FA - '23 |
| 58 | Hicks, Jordan | LB | 6-1 | 235 | 6/27/92 | 32 | 10 | Texas | Colorado Springs, Colo. | UFA (Min.) - '24 |
| 39 | Hudson, Khaleke | LB | 6-2 | 220 | 12/6/97 | 27 | 5 | Michigan | McKeesport, Pa. | FA - '24 |
| * 6 | Owusu-Koramoah, Jeremiah | LB | 6-2 | 221 | 11/4/99 | 25 | 4 | Notre Dame | Hampton, Va. | D2 - '21 |
| 59 | Reid, Winston | LB | 6-0 | 225 | 8/3/99 | 25 | R | Weber State | St. George, Utah | FA - '24 |
| 40 | Watson, Nathaniel | LB | 6-0 | 233 | 9/1/00 | 24 | R | Mississippi State | Maplesville, Ala. | D6 - '24 |
| DEFENSIVE BACKS (13) | | | | | | | | | | |
| 35 | Anusiem, Chigozie | CB | 6-1 | 200 | 11/5/00 | 24 | R | Colorado State | La Habra, Calif. | FA - '24 |
| 37 | Bell, D'Anthony | S | 6-1 | 211 | 10/17/96 | 28 | 3 | West Florida | Covington, Ga. | FA - '22 |
| * 38 | Brown II, Tony | CB | 6-0 | 200 | 7/13/95 | 29 | 7 | Alabama | Beaumont, Texas | FA - '24 |
| 9 | Delpit, Grant | S | 6-3 | 208 | 9/20/98 | 26 | 5 | Louisiana State | Houston, Texas | D2 - '20 |
| 23 | Emerson Jr., Martin | CB | 6-2 | 201 | 9/27/00 | 24 | 3 | Mississippi State | Pensacola, Fla. | D3a - '22 |
| 31 | Ford Jr., Mike | CB | 6-0 | 195 | 8/4/95 | 29 | 7 | Southeast Missouri State | Alton, Ill. | FA - '24 |
| * 26 | Harden, Myles | CB | 5-11 | 195 | 12/13/01 | 22 | R | South Dakota | Miami Gardens, Fla. | D7a - '24 |
| 33 | Hickman, Ronnie | S | 6-1 | 209 | 10/11/01 | 23 | 2 | Ohio State | South Orange, N.J. | FA - '23 |
| 12 | McLeod, Rodney | S | 5-10 | 185 | 6/23/90 | 34 | 13 | Virginia | Hyattsville, Md. | FA - '23 |
| 29 | Mitchell, Cameron | CB | 5-11 | 191 | 9/8/01 | 23 | 2 | Northwestern | Bolingbrook, Ill. | D5b - '23 |
| 0 | Newsome II, Greg | CB | 6-0 | 192 | 5/18/00 | 24 | 4 | Northwestern | Chicago, Ill. | D1 - '21 |
| 1 | Thornhill, Juan | S | 6-0 | 205 | 10/19/95 | 29 | 6 | Virginia | Altavista, Va. | UFA (K.C.) - '23 |
| 21 | Ward, Denzel | CB | 5-11 | 190 | 4/28/97 | 27 | 7 | Ohio State | Macedonia, Ohio | D1b - '18 |
| SPECIALISTS (4) | | | | | | | | | | |
| 13 | Bojorquez, Corey | P | 6-0 | 217 | 9/13/96 | 28 | 7 | New Mexico | Bellflower, Calif. | UFA (G.B.) - '22 |
| 7 | Hopkins, Dustin | K | 6-2 | 210 | 10/1/90 | 34 | 11 | Florida State | Austin, Texas | Tr. (LAC) - '23 |
| * 47 | Hughlett, Charley | LS | 6-4 | 248 | 5/16/90 | 34 | 10 | Central Florida | Tampa, Fla. | FA - '14 |
| 50 | Sunahara, Rex | LS | 6-6 | 242 | 10/9/96 | 28 | 1 | West Virginia | Bay Village, Ohio | FA - '24 |

* Denotes player on a reserve list

2024 CLEVELAND BROWNS ROSTER BY EXPERIENCE

| Roster Size: 69 | | | | | | | | | | | | |
|-----------------|--------------|---------------------------|--------------------------|------------------------|------|----------|----------|--------|--------------------------|-------------------------|-----------------------|---------------------|
| | NQ | NAME | POS | HT | WT | DOB | AGE | EXP | COLLEGE | HOMETOWN | HOWACQ | |
| 13th Year (1) | 12 | McLeod, Rodney | S | 5-10 | 185 | 6/23/90 | 34 | 13 | Virginia | Hyattsville, Md. | FA - '23 | |
| 11th Year (3) | 75 | Bitonio, Joel | G | 6-4 | 320 | 10/11/91 | 33 | 11 | Nevada | Long Beach, Calif. | D2 - '14 | |
| | 93 | Harris, Shelby | DT | 6-2 | 288 | 8/11/91 | 33 | 11 | Illinois State | Milwaukee, Wis. | FA - '23 | |
| | 7 | Hopkins, Dustin | K | 6-2 | 210 | 10/1/90 | 34 | 11 | Florida State | Austin, Texas | Tr. (LAC) - '23 | |
| 10th Year (4) | 58 | Hicks, Jordan | LB | 6-1 | 235 | 6/27/92 | 32 | 10 | Texas | Colorado Springs, Colo. | UFA (Min.) - '24 | |
| | * | 47 | Hughlett, Charley | LS | 6-4 | 248 | 5/16/90 | 34 | 10 | Central Florida | Tampa, Fla. | FA - '14 |
| | * | 84 | Swaim, Geoff | TE | 6-4 | 260 | 9/16/93 | 31 | 10 | Texas | Chico, Calif. | FA - '24 |
| | 5 | Winston, Jameis | QB | 6-4 | 230 | 1/6/94 | 30 | 10 | Florida State | Bessemer, Ala. | FA - '24 | |
| 9th Year (2) | 78 | Conklin, Jack | T | 6-6 | 308 | 8/17/94 | 30 | 9 | Michigan State | Plainwell, Mich. | UFA (Ten.) - '20 | |
| | 65 | Ifedi, Germain | T | 6-5 | 325 | 6/2/94 | 30 | 9 | Texas A&M | Houston, Texas | FA - '24 | |
| 8th Year (6) | 27 | Foreman, D'Onta | RB | 6-0 | 235 | 4/24/96 | 28 | 8 | Texas | Texas City, Texas | FA - '24 | |
| | 95 | Garrett, Myles | DE | 6-4 | 272 | 12/29/95 | 28 | 8 | Texas A&M | Arlington, Texas | D1a - '17 | |
| | 85 | Njoku, David | TE | 6-4 | 246 | 7/10/96 | 28 | 8 | Miami (Fla.) | Cedar Grove, N.J. | D1c - '17 | |
| | 55 | Pocic, Ethan | C | 6-6 | 320 | 8/5/95 | 29 | 8 | Louisiana State | Lemont, Ill. | UFA (Sea.) - '22 | |
| | 94 | Tomlinson, Dalvin | DT | 6-3 | 325 | 2/18/94 | 30 | 8 | Alabama | McDonough, Ga. | UFA (Min.) - '23 | |
| | * | 4 | Watson, Deshaun | QB | 6-3 | 223 | 9/14/95 | 29 | 8 | Clemson | Gainesville, Ga. | Tr. (Hou.) - '22 |
| 7th Year (9) | 88 | Akins, Jordan | TE | 6-4 | 245 | 4/19/92 | 32 | 7 | Central Florida | Locust Grove, Ga. | UFA (Hou.) - '23 | |
| | 13 | Bojorquez, Corey | P | 6-0 | 217 | 9/13/96 | 28 | 7 | New Mexico | Bellflower, Calif. | UFA (G.B.) - '22 | |
| | * | 38 | Brown II, Tony | CB | 6-0 | 200 | 7/13/95 | 29 | 7 | Alabama | Beaumont, Texas | FA - '24 |
| | 72 | Christian, Geron | T | 6-5 | 315 | 9/10/96 | 28 | 7 | Louisville | Ocala, Fla. | FA - '24 | |
| | 24 | Chubb, Nick | RB | 5-11 | 227 | 12/27/95 | 28 | 7 | Georgia | Cedartown, Ga. | D2b - '18 | |
| | 31 | Ford Jr., Mike | CB | 6-0 | 195 | 8/4/95 | 29 | 7 | Southeast Missouri State | Alton, Ill. | FA - '24 | |
| | 54 | Okoronkwo, Ogbo | DE | 6-2 | 250 | 4/24/95 | 29 | 7 | Oklahoma | Gainesville, Fla. | UFA (Hou.) - '23 | |
| | 77 | Teller, Wyatt | G | 6-4 | 315 | 11/21/94 | 30 | 7 | Virginia Tech | Bealeton, Va. | Tr. (Buf.) - '19 | |
| | 21 | Ward, Denzel | CB | 5-11 | 190 | 4/28/97 | 27 | 7 | Ohio State | Macedonia, Ohio | D1b - '18 | |
| | | | | | | | | | | | | |
| 6th Year (4) | 30 | Bush, Devin | LB | 5-11 | 235 | 7/18/98 | 26 | 6 | Michigan | Pembroke Pines, Fla. | UFA (Sea.) - '24 | |
| | * | 22 | Hines, Nyheim | RB | 5-9 | 196 | 11/12/96 | 28 | 6 | North Carolina State | Garner, N.C. | FA - '24 |
| | 90 | Hurst II, Maurice | DT | 6-2 | 290 | 5/9/95 | 29 | 6 | Michigan | Canton, Mass. | FA - '23 | |
| | 1 | Thornhill, Juan | S | 6-0 | 205 | 10/19/95 | 29 | 6 | Virginia | Altavista, Va. | UFA (K.C.) - '23 | |
| 5th Year (7) | * | 74 | Adeniji, Hakeem | T | 6-4 | 315 | 12/8/97 | 27 | 5 | Kansas | Garland, Texas | UFA (Min.) - '24 |
| | | 9 | Delpit, Grant | S | 6-3 | 208 | 9/20/98 | 26 | 5 | Louisiana State | Houston, Texas | D2 - '20 |
| | | 68 | Dunn, Michael | G | 6-5 | 315 | 8/28/94 | 30 | 5 | Maryland | Bethesda, Md. | FA - '23 |
| | * | 53 | Harris, Nick | C | 6-1 | 293 | 11/13/98 | 26 | 5 | Washington | Inglewood, Calif. | Tr. (Sea.) - '24 |
| | | 39 | Hudson, Khaleke | LB | 6-2 | 220 | 12/6/97 | 27 | 5 | Michigan | McKeesport, Pa. | FA - '24 |
| | | 3 | Judy, Jerry | WR | 6-1 | 195 | 4/24/99 | 25 | 5 | Alabama | Deerfield Beach, Fla. | Tr. (Den.) - '24 |
| | | 71 | Wills Jr., Jedrick | T | 6-4 | 307 | 5/17/99 | 25 | 5 | Alabama | Lexington, Ky. | D1 - '20 |
| 4th Year (4) | * | 66 | Hudson III, James | T | 6-5 | 313 | 5/13/99 | 25 | 4 | Cincinnati | Toledo, Ohio | D4a - '21 |
| | | 8 | Moore, Elijah | WR | 5-10 | 180 | 3/27/00 | 24 | 4 | Mississippi | Fort Lauderdale, Fla. | Tr. (NYJ) - '23 |
| | | 0 | Newsome II, Greg | CB | 6-0 | 192 | 5/18/00 | 24 | 4 | Northwestern | Chicago, Ill. | D1 - '21 |
| | * | 6 | Owusu-Koramoah, Jeremiah | LB | 6-2 | 221 | 11/4/99 | 25 | 4 | Notre Dame | Hampton, Va. | D2 - '21 |
| 3rd Year (11) | 37 | Bell, D'Anthony | S | 6-1 | 211 | 10/17/96 | 28 | 3 | West Florida | Covington, Ga. | FA - '22 | |
| | * | 18 | Bell, David | WR | 6-1 | 212 | 12/14/00 | 23 | 3 | Purdue | Indianapolis, Ind. | D3c - '22 |
| | | 16 | Darden, Jaelon | WR | 5-8 | 175 | 1/14/99 | 25 | 3 | North Texas | Houston, Texas | FA - '24 |
| | | 23 | Emerson Jr., Martin | CB | 6-2 | 201 | 9/27/00 | 24 | 3 | Mississippi State | Pensacola, Fla. | D3a - '22 |
| | | 34 | Ford, Jerome | RB | 5-10 | 210 | 9/12/99 | 25 | 3 | Cincinnati | Tampa, Fla. | D5 - '22 |
| | | 96 | Houston, James | DE | 6-1 | 248 | 11/16/98 | 26 | 3 | Jackson State | Fort Lauderdale, Fla. | W. (Det.) - '24 |
| | | 20 | Strong Jr., Pierre | RB | 5-11 | 215 | 12/10/98 | 26 | 3 | South Dakota State | Little Rock, Ark. | Tr. (N.E.) - '23 |
| | | 99 | Thomas, Cameron | DE | 6-4 | 265 | 1/7/00 | 24 | 3 | San Diego State | San Diego, Calif. | W. (K.C.) - '24 |
| | * | 91 | Wright, Alex | DE | 6-5 | 267 | 9/5/00 | 24 | 3 | UAB | Elba, Ala. | D3b - '22 |
| | | | | | | | | | | | | |
| 2nd Year (10) | 43 | Diabate, Mohamoud | LB | 6-4 | 225 | 5/18/01 | 23 | 2 | Utah | Auburn, Ala. | FA - '23 | |
| | 33 | Hickman, Ronnie | S | 6-1 | 209 | 10/11/01 | 23 | 2 | Ohio State | South Orange, N.J. | FA - '23 | |
| | * | 79 | Jones, Dawand | T | 6-8 | 374 | 8/6/01 | 23 | 2 | Ohio State | Indianapolis, Ind. | D4a - '23 |
| | 92 | Kamara, Sam | DT | 6-0 | 272 | 12/21/97 | 26 | 2 | Stony Brook | Carteret, N.J. | FA - '24 | |
| | 57 | McGuire, Isaiah | DE | 6-4 | 268 | 7/27/01 | 23 | 2 | Missouri | Tulsa, Okla. | D4b - '23 | |
| | 29 | Mitchell, Cameron | CB | 5-11 | 191 | 9/8/01 | 23 | 2 | Northwestern | Bolingbrook, Ill. | D5b - '23 | |
| | 17 | Thompson-Robinson, Dorian | QB | 6-2 | 203 | 11/14/99 | 25 | 2 | UCLA | Las Vegas, Nev. | D5a - '23 | |
| | 19 | Tillman, Cedric | WR | 6-3 | 215 | 4/19/00 | 24 | 2 | Tennessee | Las Vegas, Nev. | D3a - '23 | |
| | 86 | Whiteheart, Blake | TE | 6-4 | 250 | 3/22/00 | 24 | 2 | Wake Forest | Winston-Salem, N.C. | FA - '24 | |
| | * | 56 | Wypler, Luke | C | 6-3 | 303 | 5/3/01 | 23 | 2 | Ohio State | Montvale, N.J. | D6 - '23 |
| | | | | | | | | | | | | |
| | 1st Year (2) | * | 36 | Bouyer-Randle, Brandon | LB | 6-2 | 240 | 5/2/97 | 27 | 1 | Connecticut | Battle Creek, Mich. |
| | | 50 | Sunahara, Rex | LS | 6-6 | 242 | 10/9/96 | 28 | 1 | West Virginia | Bay Village, Ohio | FA - '24 |
| Rookie (8) | 35 | Anusiem, Chigozie | CB | 6-1 | 200 | 11/5/00 | 24 | R | Colorado State | La Habra, Calif. | FA - '24 | |
| | | 97 | Briggs, Jowon | DT | 6-1 | 313 | 9/1/01 | 23 | R | Cincinnati | Cincinnati, Ohio | D7b - '24 |
| | * | 51 | Hall, Jr., Mike | DT | 6-3 | 300 | 6/13/03 | 21 | R | Ohio State | Streetsboro, Ohio | D2 - '24 |
| | * | 26 | Harden, Myles | CB | 5-11 | 195 | 12/13/01 | 22 | R | South Dakota | Miami Gardens, Fla. | D7a - '24 |
| | | 59 | Reid, Winston | LB | 6-0 | 225 | 8/3/99 | 25 | R | Weber State | St. George, Utah | FA - '24 |
| | | 80 | Thrash, Jamari | WR | 6-0 | 190 | 12/19/00 | 23 | R | Louisville | LaGrange, Ga. | D5 - '24 |
| | | 40 | Watson, Nathaniel | LB | 6-0 | 233 | 9/1/00 | 24 | R | Mississippi State | Maplesville, Ala. | D6 - '24 |
| | | 70 | Zinter, Zak | G | 6-6 | 310 | 4/17/01 | 23 | R | Michigan | North Andover, Mass. | D3 - '24 |
| | | | | | | | | | | | | |

* Denotes player on a reserve list

HOW THE BROWNS WERE BUILT

| Year | 1st Round Pick | 2nd Round Pick | 3rd Round Pick | 4th Round Pick | 5th Round Pick | 6th Round Pick | 7th Round Pick | Unrestricted Free Agent | Restricted Free Agent | Sign Free Agent | Trade | Waiver |
|------|------------------------|--------------------------|--|--------------------------------|--|------------------|-----------------|---|--------------------------------|--|--|---|
| 2024 | *Mike Hall Jr. | | Zak Zinter | | James Trawick | Nathaniel Watson | Rowen Brice (9) | *Hakeem Adeniji (Min.) Devin Burt (Sea.) Jordan Hicks (Min.) | Winston Reid | *Brendon Boyer-Rundle Geron Christian Jason Darden Darius Johnson Donta Foreman *Nyheim Hines Khaleke Hudson Gerrald Rife Sam Karmali Rex-Sun Ahira *Geoff Swann Boris Whitehead Boris Whitehead | *Nick Harris (Sea.) Jerry Judy (Den.) | James Houston (Det.) Cameron Thomas (N.C.) |
| 2023 | | | Cedric Tillman | *Darius Jones Shaun McGuire | Dorian Thompson-Robinson Cameron Mitchell | *Luke Wypler | | Jordan Akins (Hou.) Ogbo Odonkwe (Hou.) Juan Thornhill (N.C.) Davin Tomlinson (Min.) | Mehmet Dabate Rennie Holman | Michael Dunn Shelby Harris Maurice Hurt II Romey McLeod Jr. | Dustin Hopkins (LAD) Elijah Moore (NYJ) Pierre Strong Jr. (N.E.) | |
| 2022 | | | Martin Emerson Jr. *Alex Wright David Bell | | Jerome Ford | | | Corey Bojorquez (G.B.) Ethan Puetz (Sea.) | D'Anthony Bell | | *Deshawn Watson (Hou.) | |
| 2021 | Greg Newsome II | *Jeremiah Owens-Karamoah | | *James Hudson III | | | | | | | | |
| 2020 | Jeffrey Washington Jr. | Grant Delpit | | | | | | Jake Gauthier (Sea.) | | | | |
| 2019 | | Nick Grubb | | | | | | | | | Wyatt Teller (Bal.) | |
| 2018 | Denzel Ward | | | | | | | | | | | |
| 2017 | Myles Garrett | | | | | | | | | | | |
| 2016 | David Njoku | | | | | | | | | | | |
| 2015 | | | | | | | | | | | | |
| 2014 | | | | | | | | | | | | |
| 2013 | | | | | | | | | | | | |
| 2012 | | | | | | | | | | | | |
| 2011 | | | | | | | | | | | | |
| 2010 | | | | | | | | | | | | |
| 2009 | | | | | | | | | | | | |
| 2008 | | | | | | | | | | | | |
| 2007 | | | | | | | | | | | | |
| 2006 | | | | | | | | | | | | |
| 2005 | | | | | | | | | | | | |
| 2004 | | | | | | | | | | | | |
| 2003 | | | | | | | | | | | | |
| 2002 | | | | | | | | | | | | |
| 2001 | | | | | | | | | | | | |
| 2000 | | | | | | | | | | | | |
| 1999 | | | | | | | | | | | | |
| 1998 | | | | | | | | | | | | |
| 1997 | | | | | | | | | | | | |
| 1996 | | | | | | | | | | | | |
| 1995 | | | | | | | | | | | | |
| 1994 | | | | | | | | | | | | |
| 1993 | | | | | | | | | | | | |
| 1992 | | | | | | | | | | | | |
| 1991 | | | | | | | | | | | | |
| 1990 | | | | | | | | | | | | |
| 1989 | | | | | | | | | | | | |
| 1988 | | | | | | | | | | | | |
| 1987 | | | | | | | | | | | | |
| 1986 | | | | | | | | | | | | |
| 1985 | | | | | | | | | | | | |
| 1984 | | | | | | | | | | | | |
| 1983 | | | | | | | | | | | | |
| 1982 | | | | | | | | | | | | |
| 1981 | | | | | | | | | | | | |
| 1980 | | | | | | | | | | | | |
| 1979 | | | | | | | | | | | | |
| 1978 | | | | | | | | | | | | |
| 1977 | | | | | | | | | | | | |
| 1976 | | | | | | | | | | | | |
| 1975 | | | | | | | | | | | | |
| 1974 | | | | | | | | | | | | |
| 1973 | | | | | | | | | | | | |
| 1972 | | | | | | | | | | | | |
| 1971 | | | | | | | | | | | | |
| 1970 | | | | | | | | | | | | |
| 1969 | | | | | | | | | | | | |
| 1968 | | | | | | | | | | | | |
| 1967 | | | | | | | | | | | | |
| 1966 | | | | | | | | | | | | |
| 1965 | | | | | | | | | | | | |
| 1964 | | | | | | | | | | | | |
| 1963 | | | | | | | | | | | | |
| 1962 | | | | | | | | | | | | |
| 1961 | | | | | | | | | | | | |
| 1960 | | | | | | | | | | | | |
| 1959 | | | | | | | | | | | | |
| 1958 | | | | | | | | | | | | |
| 1957 | | | | | | | | | | | | |
| 1956 | | | | | | | | | | | | |
| 1955 | | | | | | | | | | | | |
| 1954 | | | | | | | | | | | | |
| 1953 | | | | | | | | | | | | |
| 1952 | | | | | | | | | | | | |
| 1951 | | | | | | | | | | | | |
| 1950 | | | | | | | | | | | | |
| 1949 | | | | | | | | | | | | |
| 1948 | | | | | | | | | | | | |
| 1947 | | | | | | | | | | | | |
| 1946 | | | | | | | | | | | | |
| 1945 | | | | | | | | | | | | |
| 1944 | | | | | | | | | | | | |
| 1943 | | | | | | | | | | | | |
| 1942 | | | | | | | | | | | | |
| 1941 | | | | | | | | | | | | |
| 1940 | | | | | | | | | | | | |
| 1939 | | | | | | | | | | | | |
| 1938 | | | | | | | | | | | | |
| 1937 | | | | | | | | | | | | |
| 1936 | | | | | | | | | | | | |
| 1935 | | | | | | | | | | | | |
| 1934 | | | | | | | | | | | | |
| 1933 | | | | | | | | | | | | |
| 1932 | | | | | | | | | | | | |
| 1931 | | | | | | | | | | | | |
| 1930 | | | | | | | | | | | | |
| 1929 | | | | | | | | | | | | |
| 1928 | | | | | | | | | | | | |
| 1927 | | | | | | | | | | | | |
| 1926 | | | | | | | | | | | | |
| 1925 | | | | | | | | | | | | |
| 1924 | | | | | | | | | | | | |
| 1923 | | | | | | | | | | | | |
| 1922 | | | | | | | | | | | | |
| 1921 | | | | | | | | | | | | |
| 1920 | | | | | | | | | | | | |
| 1919 | | | | | | | | | | | | |
| 1918 | | | | | | | | | | | | |
| 1917 | | | | | | | | | | | | |
| 1916 | | | | | | | | | | | | |
| 1915 | | | | | | | | | | | | |
| 1914 | | | | | | | | | | | | |
| 1913 | | | | | | | | | | | | |
| 1912 | | | | | | | | | | | | |
| 1911 | | | | | | | | | | | | |
| 1910 | | | | | | | | | | | | |
| 1909 | | | | | | | | | | | | |
| 1908 | | | | | | | | | | | | |
| 1907 | | | | | | | | | | | | |
| 1906 | | | | | | | | | | | | |
| 1905 | | | | | | | | | | | | |
| 1904 | | | | | | | | | | | | |
| 1903 | | | | | | | | | | | | |
| 1902 | | | | | | | | | | | | |
| 1901 | | | | | | | | | | | | |
| 1900 | | | | | | | | | | | | |
| 1899 | | | | | | | | | | | | |
| 1898 | | | | | | | | | | | | |
| 1897 | | | | | | | | | | | | |
| 1896 | | | | | | | | | | | | |
| 1895 | | | | | | | | | | | | |
| 1894 | | | | | | | | | | | | |
| 1893 | | | | | | | | | | | | |
| 1892 | | | | | | | | | | | | |
| 1891 | | | | | | | | | | | | |
| 1890 | | | | | | | | | | | | |
| 1889 | | | | | | | | | | | | |
| 1888 | | | | | | | | | | | | |
| 1887 | | | | | | | | | | | | |
| 1886 | | | | | | | | | | | | |
| 1885 | | | | | | | | | | | | |
| 1884 | | | | | | | | | | | | |
| 1883 | | | | | | | | | | | | |
| 1882 | | | | | | | | | | | | |
| 1881 | | | | | | | | | | | | |
| 1880 | | | | | | | | | | | | |
| 1879 | | | | | | | | | | | | |
| 1878 | | | | | | | | | | | | |
| 1877 | | | | | | | | | | | | |
| 1876 | | | | | | | | | | | | |
| 1875 | | | | | | | | | | | | |
| 1874 | | | | | | | | | | | | |
| 1873 | | | | | | | | | | | | |
| 1872 | | | | | | | | | | | | |
| 1871 | | | | | | | | | | | | |
| 1870 | | | | | | | | | | | | |
| 1869 | | | | | | | | | | | | |
| 1868 | | | | | | | | | | | | |
| 1867 | | | | | | | | | | | | |
| 1866 | | | | | | | | | | | | |
| 1865 | | | | | | | | | | | | |
| 1864 | | | | | | | | | | | | |
| 1863 | | | | | | | | | | | | |
| 1862 | | | | | | | | | | | | |
| 1861 | | | | | | | | | | | | |
| 1860 | | | | | | | | | | | | |
| 1859 | | | | | | | | | | | | |
| 1858 | | | | | | | | | | | | |
| 1857 | | | | | | | | | | | | |
| 1856 | | | | | | | | | | | | |
| 1855 | | | | | | | | | | | | |
| 1854 | | | | | | | | | | | | |
| 1853 | | | | | | | | | | | | |
| 1852 | | | | | | | | | | | | |
| 1851 | | | | | | | | | | | | |
| 1850 | | | | | | | | | | | | |
| 1849 | | | | | | | | | | | | |
| 1848 | | | | | | | | | | | | |
| 1847 | | | | | | | | | | | | |
| 1846 | | | | | | | | | | | | |
| 1845 | | | | | | | | | | | | |
| 1844 | | | | | | | | | | | | |
| 1843 | | | | | | | | | | | | |
| 1842 | | | | | | | | | | | | |
| 1841 | | | | | | | | | | | | |
| 1840 | | | | | | | | | | | | |
| 1839 | | | | | | | | | | | | |
| 1838 | | | | | | | | | | | | |
| 1837 | | | | | | | | | | | | |
| 1836 | | | | | | | | | | | | |
| 1835 | | | | | | | | | | | | |
| 1834 | | | | | | | | | | | | |
| 1833 | | | | | | | | | | | | |
| 1832 | | | | | | | | | | | | |

OFFENSE

| | | | | |
|----|------------------------|-----------------------------|----------------------|-------------------|
| WR | (19 Cedric Tillman) | 80 <u>Jamari Thrash</u> | | |
| LT | (71 Jedrick Wills Jr.) | 72 Geron Christian | | |
| LG | 75 Joel Bitonio | 70 <u>Zak Zinter</u> | | |
| C | 55 Ethan Pocic | | | |
| RG | 77 Wyatt Teller | 68 Michael Dunn | | |
| RT | 78 Jack Conklin | 65 Germain Ifedi | | |
| TE | 85 David Njoku | 88 Jordan Akins | 86 Blake Whiteheart | |
| QB | 5 Jameis Winston | 17 Dorian Thompson-Robinson | | |
| RB | 24 Nick Chubb | 34 Jerome Ford | 20 Pierre Strong Jr. | 27 D'Onta Foreman |
| WR | 8 Elijah Moore | 16 Jaelon Darden | | |
| WR | 3 Jerry Jeudy | | | |

DEFENSE

| | | | |
|----|-----------------------|----------------------------|------------------------|
| DE | 95 Myles Garrett | 99 Cameron Thomas | 96 James Houston |
| DT | 94 Dalvin Tomlinson | 92 Sam Kamara | 97 <u>Lowon Briggs</u> |
| DT | 93 Shelby Harris | 90 Maurice Hurst II | |
| DE | 54 Ogbo Okoronkwo | 57 Isaiah McGuire | |
| LB | 43 Mohamoud Diabate | 30 Devin Bush | 59 <u>Winston Reid</u> |
| LB | 58 Jordan Hicks | 40 <u>Nathaniel Watson</u> | 39 Khaleke Hudson |
| CB | 23 Martin Emerson Jr. | 35 <u>Chigozie Anusiem</u> | |
| CB | 21 Denzel Ward | 31 Mike Ford Jr. | |
| CB | 0 Greg Newsome II | 29 Cameron Mitchell | |
| S | 9 Grant Delpit | 33 Ronnie Hickman | 37 D'Anthony Bell |
| S | 1 Juan Thornhill | 12 Rodney McLeod | |

SPECIAL TEAMS

| | | |
|----|----------------------|----------------|
| P | 13 Corey Bojorquez | |
| K | 7 Dustin Hopkins | |
| H | 13 Corey Bojorquez | |
| KR | 20 Pierre Strong Jr. | 34 Jerome Ford |
| PR | 16 Jaelon Darden | |
| LS | 50 Rex Sunahara | |

Rookies are underlined
Injured players are in [brackets]

PRONUNCIATION GUIDE

| | | | |
|-------------------------|----------------------------|-----------------------|-----------------------|
| Jordan <u>AKINS</u> | AIK-ins | <u>GERMAIN IFEDI</u> | jer-MANE iff-FED-ee |
| <u>CHIGOZIE ANUSIEM</u> | CHIH-go-zay uh-NOO-see-uhm | Jerry <u>JEUDY</u> | JUDY |
| Joel <u>BITONIO</u> | buh-TONE-ee-oh | Rodney <u>MCLEOD</u> | muh-CLOUD |
| Corey <u>BOJORQUEZ</u> | boh-HORK-ezz | David <u>NJOKU</u> | nuh-JOE-koo |
| <u>JOWON</u> Briggs | JOE-whan | <u>OGBO OKORONKWO</u> | OH-bow oh-kor-RON-kwo |
| GERON Christian | JAIR-ehn | Ethan <u>POCIC</u> | POH-sick |
| <u>MOHAMOUD DIABATE</u> | mah-MOOD dee-ah-BAH-tay | Rex <u>SUNAHARA</u> | soon-uh-HAR-uh |
| D'ONTA Foreman | dee-ON-tay | <u>JAMARI</u> Thrash | juh-MAR-ee |
| <u>KHALEKE</u> Hudson | kuh-LEAK | | |

2024 PARTICIPATION CHART

| 2024 CLEVELAND BROWNS PARTICIPATION REPORT | | | | | | | | | | | | | | | | | | | | | | | |
|--|---------|--------|---------|-------|--------|--------|---------|---------|---------|-------|---------|--------|--------|--------|--------|---------|--------|----|----|-----|----|--|--|
| Players | vs. DAL | at JAX | vs. NYG | at LV | at WAS | at PHI | vs. CIN | vs. BLT | vs. LAC | at NO | vs. PIT | at DEN | at PIT | vs. KC | at CIN | vs. MIA | at BLT | | | | | | |
| | 9/8 | 9/15 | 9/22 | 9/29 | 10/6 | 10/13 | 10/20 | 10/27 | 11/3 | 11/17 | 11/21 | 12/2 | 12/8 | 12/15 | 12/19 | 12/29 | 1/8 | GP | GS | ONP | IA | | |
| Adeniji, Hakeem | IR | IR | IR | IR | IR | IR | IR | IR | IR | IR | IR | IR | IR | | | | | 0 | 0 | 0 | 0 | | |
| Akins, Jordan | X | X | TE | TE | X | X | X | X | X | X | X | TE | | | | | | 12 | 3 | 0 | 0 | | |
| Amezie, Chigozie | NOT | NOT | NOT | NOT | NOT | NOT | NOT | NOT | NOT | IA | IA | IA | | | | | | 0 | 0 | 0 | 3 | | |
| Barrett, Michael | NOT | PS | PS | PS | PS | NOT | NOT | NOT | NOT | NOT | NOT | NOT | | | | | | 0 | 0 | 0 | 0 | | |
| Bell, D'Anthony | X | X | X | X | X | S | X | X | X | X | X | X | | | | | | 12 | 1 | 0 | 0 | | |
| Bell, David | PS | X | IR | IR | IR | IR | IR | IR | IR | IR | IR | IR | | | | | | 1 | 0 | 0 | 0 | | |
| Bitonio, Joel | LG | LG | LG | LG | LG | LG | LG | LG | LG | LG | LG | LG | | | | | | 12 | 12 | 0 | 0 | | |
| Bojorquez, Corey | X | X | X | X | X | X | X | X | X | X | X | X | | | | | | 12 | 0 | 0 | 0 | | |
| Bouyer-Randle, Brandon | IR | IR | IR | IR | IR | IR | IR | IR | IR | IR | IR | IR | | | | | | 0 | 0 | 0 | 0 | | |
| Briggs, Jonon | PS | PS | PS | PS | PS | PS | PS | PS | PS | PS | PS | PS | | | | | | 1 | 0 | 0 | 0 | | |
| Brightwell, Gary | PS | PS | X | X | PS | PS | NOT | PS | NOT | NOT | NOT | NOT | | | | | | 2 | 0 | 0 | 0 | | |
| Brown II, Tony | PS | PS | X | X | X | X | X | X | IR | IR | IR | IR | | | | | | 6 | 0 | 0 | 0 | | |
| Bush, Devin | X | X | LB | X | ILB | X | LB | LB | LB | LB | LB | LB | | | | | | 12 | 8 | 0 | 0 | | |
| Christian, Geron | NOT | NOT | NOT | NOT | NOT | NOT | NOT | NOT | NOT | NOT | ONP | ONP | | | | | | 1 | 0 | 2 | 0 | | |
| Chubb, Nick | PUP | PUP | PUP | PUP | PUP | PUP | RB | RB | RB | RB | RB | RB | | | | | | 6 | 6 | 0 | 0 | | |
| Cohen, Javion | IA | IA | IA | X | IA | PS | PS | PS | PS | PS | PS | PS | | | | | | 1 | 0 | 0 | 4 | | |
| Conklin, Jack | IA | IA | IA | IA | IA | RT | RT | RT | RT | RT | RT | RT | | | | | | 7 | 7 | 0 | 5 | | |
| Cooper, Amari | WR | WR | WR | WR | WR | WR | NOT | NOT | NOT | NOT | NOT | NOT | | | | | | 6 | 6 | 0 | 0 | | |
| Darden, Jaclon | X | NOT | PS | PS | PS | X | WR | X | X | IA | X | X | | | | | | 7 | 1 | 0 | 1 | | |
| Dean, Trey | NOT | NOT | NOT | NOT | NOT | PS | PS | PS | PS | PS | PS | PS | | | | | | 0 | 0 | 0 | 0 | | |
| Delpit, Grant | S | S | S | S | S | IA | S | S | S | S | S | S | | | | | | 11 | 11 | 0 | 1 | | |
| Diabate, Mouhamoud | X | IR | IR | IR | IR | LB | X | LB | LB | LB | LB | LB | | | | | | 8 | 6 | 0 | 0 | | |
| Dum, Michael | NFI | NFI | NFI | NFI | X | RG | RG | X | X | X | X | X | | | | | | 8 | 2 | 0 | 0 | | |
| Edmonds, Christopher | PS | PS | PS | PS | PS | X | PS | PS | PS | PS | PS | PS | | | | | | 1 | 0 | 0 | 0 | | |
| Emerson Jr., Martin | CB | CB | CB | CB | CB | CB | CB | X | CB | CB | CB | CB | | | | | | 12 | 11 | 0 | 0 | | |
| Fields II, Tony | X | IR | IR | IR | IR | IR | IR | NOT | NOT | NOT | NOT | NOT | | | | | | 1 | 0 | 0 | 0 | | |
| Ford, Jerome | RB | X | RB | RB | X | RB | IA | IA | X | X | X | X | | | | | | 10 | 4 | 0 | 2 | | |
| Ford Jr., Mike | X | X | X | X | X | X | X | X | X | X | X | X | | | | | | 12 | 0 | 0 | 0 | | |
| Foreman, D'Onta | X | RB | X | X | RB | X | X | X | IA | IA | IA | IA | | | | | | 8 | 2 | 0 | 4 | | |
| Freeman, Royce | NOT | NOT | PS | PS | PS | NOT | NOT | NOT | NOT | NOT | NOT | NOT | | | | | | 0 | 0 | 0 | 0 | | |
| Garrett, Myles | DE | DE | DE | DE | DE | DE | DE | DE | DE | DE | DE | DE | | | | | | 12 | 12 | 0 | 0 | | |
| Griffin, Tula | PS | NOT | NOT | NOT | NOT | NOT | NOT | NOT | NOT | NOT | NOT | NOT | | | | | | 0 | 0 | 0 | 0 | | |
| Gutierrez, Sebastian | NOT | NOT | NOT | PS | PS | PS | PS | NOT | PS | NOT | NOT | NOT | | | | | | 0 | 0 | 0 | 0 | | |
| Hailassie, Kabief | IA | IA | IA | IA | IA | X | IA | NOT | PS | PS | PS | PS | | | | | | 1 | 0 | 0 | 6 | | |
| Hall, Jr., Mike | CEL | CEL | CEL | CEL | SUS | X | X | X | X | IR | IR | IR | | | | | | 4 | 0 | 0 | 0 | | |
| Hardee Sr., Justin | PS | NOT | NOT | NOT | NOT | NOT | NOT | NOT | NOT | NOT | NOT | NOT | | | | | | 0 | 0 | 0 | 0 | | |
| Harden, Myles | IA | IR | IR | IR | IR | IR | IR | IR | IR | IR | IR | IR | | | | | | 0 | 0 | 0 | 1 | | |
| Harris, Nick | ONP | FB | X | X | X | C | IR | IR | IR | IR | IR | IR | | | | | | 5 | 2 | 1 | 0 | | |
| Harris, Shelby | X | DT | DT | DT | DT | DT | DT | DT | DT | DT | DT | DT | | | | | | 12 | 11 | 0 | 0 | | |
| Haynes, Marcus | NOT | NOT | NOT | NOT | NOT | PS | PS | PS | PS | PS | PS | PS | | | | | | 0 | 0 | 0 | 0 | | |
| Hickman, Ronnie | X | S | S | S | S | IA | IA | IA | X | X | X | S | | | | | | 9 | 5 | 0 | 3 | | |
| Hicks, Jordan | LB | LB | LB | LB | IA | IA | LB | IA | IA | LB | LB | LB | | | | | | 8 | 8 | 0 | 4 | | |
| Hines, Nyheim | NFI | NFI | NFI | NFI | NFI | NFI | NFI | NFI | NFI | NFI | NFI | NFI | | | | | | 0 | 0 | 0 | 0 | | |
| Hopkins, Dustin | X | X | X | X | X | X | X | X | X | X | X | X | | | | | | 12 | 0 | 0 | 0 | | |
| Houston, James | NOT | NOT | NOT | NOT | NOT | NOT | NOT | NOT | NOT | NOT | NOT | IA | | | | | | 8 | 0 | 0 | 4 | | |
| Hudson, Khaloke | NOT | X | X | X | X | X | X | X | X | X | X | X | | | | | | 12 | 0 | 0 | 0 | | |
| Hudson III, James | LT | LT | X | X | IA | IR | IR | IR | IR | IR | IR | IR | | | | | | 4 | 2 | 0 | 1 | | |
| Hughlett, Charley | X | X | X | X | X | IR | IR | IR | IR | IR | IR | IR | | | | | | 5 | 0 | 0 | 0 | | |
| Hurst II, Maurice | DT | IR | IR | IR | IR | DT | X | X | X | X | X | X | | | | | | 8 | 2 | 0 | 0 | | |
| Ifredi, Germain | X | X | PS | X | X | X | X | X | IA | X | LT | LT | | | | | | 10 | 2 | 0 | 1 | | |
| Ika, Siaki | NOT | PS | PS | PS | PS | PS | NOT | NOT | NOT | NOT | NOT | NOT | | | | | | 0 | 0 | 0 | 0 | | |
| Jefferson, Quinton | X | X | X | X | X | IA | IA | IA | IA | NOT | NOT | NOT | | | | | | 5 | 0 | 0 | 4 | | |
| Jedry, Jerry | WR | X | WR | WR | WR | WR | WR | WR | WR | WR | WR | WR | | | | | | 12 | 11 | 0 | 0 | | |
| Jones, Dawand | RT | RT | RT | RT | RT | X | X | RT | RT | RT | IR | IR | | | | | | 10 | 8 | 0 | 0 | | |
| Kamara, Sam | PS | X | X | X | X | PS | PS | PS | X | X | X | IA | | | | | | 7 | 0 | 0 | 1 | | |
| Lata, Cameron | PS | PS | PS | PS | PS | PS | PS | PS | PS | PS | PS | PS | | | | | | 0 | 0 | 0 | 0 | | |
| Lee, Ricky | NOT | NOT | NOT | PS | PS | NOT | NOT | NOT | NOT | NOT | NOT | NOT | | | | | | 0 | 0 | 0 | 0 | | |
| Mbaeteka, Roy | PS | PS | PS | PS | PS | PS | PS | PS | PS | PS | PS | PS | | | | | | 0 | 0 | 0 | 0 | | |
| McGuire, Isaiah | IA | X | X | X | X | X | X | X | X | X | X | X | | | | | | 11 | 0 | 0 | 1 | | |
| McLeod, Rodney | X | X | X | S | X | S | X | X | X | X | X | X | | | | | | 12 | 2 | 0 | 0 | | |
| Mitchell, Cameron | X | X | X | X | X | X | X | X | X | X | X | X | | | | | | 12 | 0 | 0 | 0 | | |
| Moore, Elijah | WR | WR | X | WR | WR | WR | X | X | WR | X | WR | WR | | | | | | 12 | 8 | 0 | 0 | | |
| Newsome II, Greg | CB | CB | X | X | CB | X | X | X | X | X | X | X | | | | | | 12 | 3 | 0 | 0 | | |
| Njoku, David | TE | IA | IA | IA | TE | TE | TE | TE | TE | TE | TE | TE | | | | | | 9 | 9 | 0 | 3 | | |
| Okoronkwo, Ogbo | X | X | X | X | X | X | X | X | X | DE | DE | DE | | | | | | 12 | 3 | 0 | 0 | | |
| Owusu-Koramoah, Jeremiah | LB | LB | LB | LB | LB | LB | LB | LB | IR | IR | IR | IR | | | | | | 8 | 8 | 0 | 0 | | |
| Pacir, Ethan | C | C | C | C | C | IA | C | C | C | C | C | C | | | | | | 11 | 11 | 0 | 1 | | |
| Proche II, James | PS | X | X | X | X | NOT | PS | PS | PS | PS | PS | PS | | | | | | 4 | 0 | 0 | 0 | | |
| Reid, Winston | PS | X | X | X | X | X | X | X | LB | X | X | X | | | | | | 11 | 1 | 0 | 0 | | |
| Smith, Elerson | NOT | NOT | NOT | PS | PS | PS | PS | PS | PS | X | X | NOT | | | | | | 2 | 0 | 0 | 0 | | |
| Smith, Za'Darius | DE | DE | DE | DE | DE | DE | DE | DE | DE | NOT | NOT | NOT | | | | | | 9 | 9 | 0 | 0 | | |
| Strang Jr., Pierre | X | X | IA | IA | X | X | X | X | X | X | X | X | | | | | | 10 | 0 | 0 | 2 | | |
| Sunahara, Rex | NOT | NOT | NOT | NOT | NOT | X | X | X | X | X | X | X | | | | | | 7 | 0 | 0 | 0 | | |
| Swain, Geoff | NOT | PS | X | X | X | X | X | TE | X | TE | IA | IR | | | | | | 8 | 2 | 0 | 1 | | |
| Teller, Wyatt | RG | RG | RG | IR | IR | IR | IR | RG | RG | RG | RG | RG | | | | | | 8 | 8 | 0 | 0 | | |
| Thomas, Cameron | NOT | NOT | NOT | NOT | NOT | NOT | NOT | NOT | NOT | NOT | NOT | X | | | | | | 5 | 0 | 1 | 6 | | |
| Thompson, Lorenzo | PS | PS | PS | PS | PS | PS | PS | PS | PS | PS | PS | PS | | | | | | 0 | 0 | 0 | 0 | | |
| Thompson Robinson, Dorian | IA | IA | IA | IA | IA | IA | X | ONP | ONP | X | X | ONP | | | | | | 3 | 0 | 0 | 3 | | |
| Thornhill, Juan | S | IR | IR | IR | IR | IR | S | S | S | S | S | IA | | | | | | 6 | 6 | 0 | 1 | | |
| Thrash, Jamari | ONP | IA | IA | IA | IA | IA | X | ONP | X | X | X | X | | | | | | 5 | 0 | 2 | 5 | | |
| Tillman, Cedric | X | X | WR | X | X | X | WR | WR | WR | WR | WR | IA | | | | | | 11 | 6 | 0 | 1 | | |
| Tom, Cameron | NOT | NOT | NOT | NOT | NOT | PS | PS | PS | PS | PS | PS | PS | | | | | | 0 | 0 | 0 | 0 | | |
| Tomlinson, Dalvin | DT | DT | DT | DT | DT | DT | DT | DT | DT | DT | DT | DT | | | | | | 12 | 12 | 0 | 0 | | |
| Toney, Kadarius | NOT | PS | PS | PS | PS | PS | PS | PS | PS | X | PS | X | | | | | | 2 | 0 | 0 | 0 | | |
| Vitain, Tuji | NOT | PS | PS | NOT | NOT | NOT | NOT | NOT | NOT | NOT | NOT | NOT | | | | | | 0 | 0 | 0 | 0 | | |
| Ward, Denzel | CB | CB | CB | CB | CB | CB | CB | CB | CB | CB | CB | CB | | | | | | 12 | 12 | 0 | 0 | | |
| Watson, Deshaun | QB | QB | QB | QB | QB | QB | QB | IR | IR | IR | IR | IR | | | | | | 7 | 7 | 0 | 0 | | |
| Watson, Nathaniel | X | X | NOT | PS</ | | | | | | | | | | | | | | | | | | | |

JANUARY

- 15 Signed WR Jaelon Darden to the Reserve/Future list.
Signed CB Vincent Gray to the Reserve/Future list.
Signed RB John Kelly Jr. to the Reserve/Future list.
Signed TE Zaire Mitchell-Paden to the Reserve/Future list.
Signed T Justin Murray to the Reserve/Future list.
Signed DE Lonnie Phelps to the Reserve/Future list.
Signed LB Charlie Thomas III to the Reserve/Future list.
Signed DE Isaiah Thomas to the Reserve/Future list.
Signed DT Chris Williams to the Reserve/Future list.
- 16 Signed DT Jayden Peevy to the Reserve/Future list.
- 17 Signed LB Caleb Johnson to the Reserve/Future list.
- 24 Signed K Lucas Havrisik to the Reserve/Future list.

FEBRUARY

- 5 Named Ken Dorsey offensive coordinator.
Named Tommy Rees tight ends/pass game specialist.
Named Jacques Cesaire defensive line coach.
Named Duce Staley running backs coach.
- 15 Named Andy Dickerson offensive line coach.
Named Roy Istvan assistant offensive line coach.

MARCH

- 13 Browns traded 2024 5th and 6th round picks to Denver for WR Jerry Jeudy.
Re-signed DE Za'Darius Smith.
- 14 Signed LB Jordan Hick as unrestricted free agent.
Signed T Hakeem Adeniji as unrestricted free agent.
Re-signed G Michael Dunn.
Re-signed DT Shelby Harris.
- 15 Signed LB Devin Bush as unrestricted free agent.
Signed FB Giovanni Ricci.
Re-signed P Corey Bojorquez.
Re-signed DT Maurice Hurst II.
- 18 Signed RB Nyheim Hines.
- 19 Signed WR Jerry Jeudy to three-year extension.
Signed DT Quinton Jefferson as unrestricted free agent.
Re-signed WR James Proche II.
Signed CB Tony Brown II.
- 20 Signed QB Jameis Winston.
Signed QB Tyler Huntley as unrestricted free agent.
- 22 Signed D'Onta Foreman.
- 25 Re-signed S Rodney McLeod.
Signed K Cade York.

APRIL

- 2 Signed CB Justin Hardee Sr. as unrestricted free agent.
- 12 Traded T Leroy Watson IV to Tennessee for 2024 7th round pick.
- 15 Signed exclusive rights free agent DE Sam Kamara.
Waived G Drew Forbes.

- 17 Placed T Justin Murray on reserve/retired.
- 18 Signed T Germain Ifedi.
- 26 Drafted DT Mike Hall Jr. with the 54th overall pick.
Drafted G Zak Zinter with the 85th overall pick.
- 27 Drafted WR Jamari Thrash with the 156th overall pick.
Drafted LB Nathaniel Watson with the 206th overall pick.
Drafted CB Myles Harden with the 227th overall pick.
Drafted DT Jowon Briggs with the 243rd overall pick.
- 29 Signed T Roy Mbaeteka as international player.

MAY

- 6 Signed C Brian Allen.
- 9 Waived C Dawson Deaton with an injury designation.
- 10 Signed G Zak Zinter.
Signed WR Jamari Thrash.
Signed LB Nathaniel Watson.
Signed CB Myles Harden.
Signed DT Jowon Briggs.
Signed Ahmarean Brown as an undrafted free agent.
Signed Javion Cohen as an undrafted free agent.
Signed Christopher Edmonds as an undrafted free agent.
Signed Dyshawn Gales as an undrafted free agent.
Signed Winston Reid as an undrafted free agent.
Signed Aidan Robbins as an undrafted free agent.
Signed Lorenzo Thompson as an undrafted free agent.
Signed Treyton Welch as an undrafted free agent.
- 12 Signed QB Jacob Sirmon.
- 14 Claimed T Kellen Diesch via waivers from Pittsburgh.
Signed WR Jalen Camp.
Waived K Lucas Havrisik.
- 16 Waived T Kellen Diesch with a failed physical designation.
- 20 Signed K Lucas Havrisik.
Waived QB Jacob Sirmon.
- 21 Signed WR Matt Landers.

JUNE

- 4 Waived K Lucas Havrisik.
- 5 Signed S Brady Breeze.
- 7 Signed DT Mike Hall Jr.
Signed G Wyatt Davis.
Waived DT Jayden Peevy.
- 20 Waived DE Lonnie Phelps.

JULY

- 17 Signed K Dustin Hopkins to three-year extension.
- 24 Placed S D'Anthony Bell on Active/Physically Unable to Perform.
Placed RB Nick Chubb on Active/Physically Unable to Perform.
Placed T Jack Conklin on Active/Physically Unable to Perform.
Placed DT Dalvin Tomlinson on Active/Physically Unable to Perform.
Placed T Jedrick Wills Jr. on Active/Physically Unable to Perform.

Placed RB Nyheim Hines on Active/Non-Football Injury.
 Placed CB Greg Newsome II on Active/Non-Football Injury.
 Signed DE Jeremiah Martin.
 Signed T Chim Okorafor.
 Waived LB Caleb Johnson.
 30 Placed C Brian Allen on Reserve/Injured.
 Signed G Zack Johnson.

AUGUST

1 Placed LB Charlie Thomas III on Reserve/Injured.
 Signed LB Caleb Johnson.
 3 Released C Brian Allen from injured reserve.
 4 Signed CB Faion Hicks.
 Waived CB Dyshawn Gales.
 5 Released LB Charlie Thomas III from injured reserve.
 6 Signed DE Marcus Haynes.
 Signed LB Landon Honeycutt.
 Waived WR Jalen Camp.
 Waived G Chim Okorafor.
 8 Signed LS Rex Sunahara.
 Waived CB Faion Hicks.
 12 Traded 2026 6th round pick to Seattle for C Nick Harris and 2026 7th round pick.
 Signed LB Brandon Bouyer-Randle.
 Signed CB Faion Hicks.
 Signed S Chase Williams.
 Waived CB Vincent Gray with an injury designation.
 Waived DE Marcus Haynes.
 Waived LS Rex Sunahara.
 Terminated contract of RB John Kelly Jr.
 14 Signed LB Jeremiah Owusu-Koramoah to three-year extension.
 16 Signed S Tyler Coyle.
 Signed LS Rex Sunahara.
 Waived S Brady Breeze with an injury designation.
 Waived LB Brandon Bouyer-Randle.
 18 Waived CB Vincent Gray from injured reserve.
 19 Signed LB Brandon Bouyer-Randle.
 Signed T Chim Okorafor.
 Placed T Hakeem Adeniji on injured reserve.
 Waived WR Matt Landers.
 21 Signed LB Marvin Moody.
 Waived LB Brandon Bouyer-Randle with an injury designation.
 22 Signed RB Jacob Saylor.
 Terminated the contract of TE Giovanni Ricci with an injury designation.
 Traded K Cade York to Washington for 2025 conditional 7th round pick.
 23 Signed K Lucas Harvisik.
 24 Traded DT Chris Williams and 2025 7th round pick to Chicago for 2025 6th round pick.

26 S D'Anthony Bell passed physical.
 T Jack Conklin passed physical.
 CB Greg Newsome II passed physical.
 DT Dalvin Tomlinson passed physical.
 T Jedrick Wills Jr. passed physical.
 Waived S Tyler Coyle.
 Waived G Wyatt Davis.
 Waived K Lucas Harvisik.
 Waived CB Faion Hicks.
 Waived LB Landon Honeycutt.
 Waived LB Caleb Johnson.
 Waived G Zack Johnson.
 Waived DE Jeremiah Martin.
 Waived T Roy Mbaeteka.
 Waived LB Marvin Moody.
 Waived T Chim Okorafor.
 Waived RB Aidan Robbins.
 Waived RB Jacob Saylor.
 Waived LS Rex Sunahara.
 Waived DE Isaiah Thomas.
 Waived S Chase Williams with an injury designation.
 27 Waived DT Jowon Briggs.
 Waived WR Ahmarean Brown.
 Waived WR Jaelon Darden.
 Waived S Christopher Edmonds.
 Waived DT Siaki Ika.
 Waived DT Sam Kamara.
 Waived TE Zaire Mitchell-Paden.
 Waived LB Winston Reid.
 Waived T Lorenzo Thompson.
 Waived TE Treyon Welch.
 Waived WR Michael Woods II.
 Terminated the contract of CB Tony Brown II.
 Terminated the contract of RB D'Onta Foreman.
 Terminated the contract of CB Justin Hardee Sr.
 Terminated the contract of T German Ifedi.
 Terminated the contract of WR James Proche II.
 Placed G Michael Dunn on reserve/NFI - designated for return.
 Placed RB Nyheim Hines on reserve/NFI.
 Placed RB Nick Chubb on reserve/PUP.
 Placed DT Michael Hall Jr. on exempt/Commissioner permission.
 Placed C Luke Wypler on injured reserve.
 Waived S Brady Breeze from injured reserve.
 28 Signed DT Jowon Briggs to practice squad.
 Signed CB Tony Brown II to practice squad.
 Signed WR Jaelon Darden to practice squad.
 Signed S Christopher Edmonds to practice squad.
 Signed CB Justin Hardee Jr. to practice squad.
 Signed T Germain Ifedi to practice squad.
 Signed DT Sam Kamara to practice squad.

- Signed T Roy Mbaeteka to practice squad.
- Signed WR James Proche II to practice squad.
- Signed LB Winston Reid to practice squad.
- Signed LS Rex Sunahara to practice squad.
- Signed T Lorenzo Thompson to practice squad.
- Signed WR Michael Woods II to practice squad.
- 29 Signed RB D'Onta Foreman.
- Terminated the Contract of QB Tyler Huntley.
- Signed RB Gary Brightwell to practice squad.
- Signed CB Mike Ford Jr. to practice squad.
- Signed TE Blake Whiteheart to practice squad.
- Signed WR Tulu Griffin to practice squad.
- Signed TE Cameron Latu to practice squad.
- Released LS Rex Sunahara from practice squad.

SEPTEMBER

- 5 Waived WR David Bell.
- 8 Signed WR Jaelon Darden to active roster from practice squad.
- Elevated CB Mike Ford Jr. to active roster from practice squad.
- Elevated T Germain Ifedi to active roster from practice squad.
- Signed WR David Bell to practice squad.
- 9 CB Mike Ford Jr. reverted back to practice squad.
- T Germain Ifedi reverted back to practice squad.
- 10 Signed WR Kadarius Toney to practice squad.
- Released CB Justin Hardee Sr. from practice squad.
- Released WR Tulu Griffin from practice squad.
- 11 Placed LB Mohamoud Diabate on injured reserve.
- Placed LB Tony Fields II on injured reserve.
- Placed DT Maurice Hurst II on injured reserve.
- Placed S Juan Thornhill on injured reserve.
- Signed WR David Bell to active roster from practice squad.
- Signed CB Mike Ford Jr. to active roster from practice squad.
- Signed LB Khaleke Hudson to active roster from practice squad.
- Signed DT Sam Kamara to active roster from practice squad.
- Signed DT Siaki Ika to practice squad.
- Signed TE Geoff Swaim to practice squad.
- Signed LB Luiji Vilain to practice squad.
- 12 Placed CB Myles Harden on injured reserve.
- Signed LB Michael Barrett to practice squad.
- 14 Signed WR James Proche II to active roster from practice squad.
- Signed LB Winston Reid to active roster from practice squad.
- Elevated T Germain Ifedi to active roster from practice squad.
- Elevated TE Blake Whiteheart to active roster from practice squad.
- Waived WR Jaelon Darden.
- 15 T Germain Ifedi reverted back to practice squad.
- TE Blake Whiteheart reverted back to practice squad.
- 17 Placed WR David Bell on injured reserve.
- Signed WR Jaelon Darden to practice squad.
- Signed RB Royce Freeman to practice squad.
- 19 Waived LB Nathaniel Watson.

- Waived S Chase Williams from injured reserve.
- 21 Signed RB Gary Brightwell to active roster from practice squad.
- Signed TE Blake Whiteheart to active roster from practice squad.
- Elevated CB Tony Brown II to active roster from practice squad.
- Elevated TE Geoff Swaim to active roster from practice squad.
- Signed LB Nathaniel Watson to practice squad.
- 25 Signed T Germain Ifedi to active roster from practice squad.
- Placed G Wyatt Teller on injured reserve.
- Signed T Sebastian Gutierrez to practice squad.
- Signed T Ricky Lee III to practice squad.
- Signed DE Elerson Smith to practice squad.
- Released DE Luiji Vilain from practice squad.
- 28 Elevated CB Tony Brown II to active roster from practice squad.
- Elevated TE Geoff Swaim to active roster from practice squad.
- 30 CB Tony Brown II reverted back to practice squad.
- TE Geoff Swaim reverted back to practice squad.

OCTOBER

- 1 Waived RB Gary Brightwell.
- 2 Signed LB Nathaniel Watson to active roster from practice squad.
- Designated RB Nick Chubb for return to practice.
- Designated G Michael Dunn for return to practice.
- Designated RB Nyheim Hines for return to practice.
- 3 Signed RB Gary Brightwell to practice squad.
- 5 Activated G Michael Dunn from reserve/non-football illness.
- Placed DE Alex Wright on injured reserve.
- Elevated CB Tony Brown II to active roster from practice squad.
- Elevated TE Geoff Swaim to active roster from practice squad.
- 7 CB Tony Brown II reverted back to practice squad.
- TE Geoff Swaim reverted back to practice squad.
- 8 Waived G Javion Cohen.
- Waived DT Sam Kamara.
- Waived TE Blake Whiteheart.
- Released LB Michael Barrett from practice squad.
- Released RB Royce Freeman from practice squad.
- Released T Ricky Lee from practice squad.
- 9 Placed LS Charley Hughlett on injured reserve.
- Signed LS Rex Sunahara.
- Signed TE Geoff Swaim to active roster from practice squad.
- Designated DT Maurice Hurst II for return to practice.
- Designated LB Mohamoud Diabate for return to practice.
- Signed S Trey Dean to practice squad.
- Signed DE Marcus Haynes to practice squad.
- 10 Signed CB Tony Brown II to active roster from practice squad.
- Signed G Javion Cohen to practice squad.
- Signed DT Sam Kamara to practice squad.
- Signed TE Blake Whiteheart to practice squad.
- 12 Activated DT Maurice Hurst II from injured reserve.
- Activated LB Mohamoud Diabate from injured reserve.
- Activated DT Michael Hall Jr. from exempt/Commissioner permission.

Terminated the contract of WR James Proche II.
Placed T James Hudson III on injured reserve.
Elevated WR Jaelon Darden to active roster from practice squad.
Elevated S Christopher Edmonds to active roster from practice squad.

14 WR Jaelon Darden reverted back to practice squad.
S Christopher Edmonds reverted back to practice squad.

15 Traded WR Amari Cooper and 2025 6th round pick to Buffalo for 2025 3rd round pick and 2026 7th round pick.
Placed C Nick Harris on injured reserve.
Signed WR James Proche II to practice squad.
Signed C Cameron Tom to practice squad.
Released RB Gary Brightwell from practice squad.
Released DT Siaki Ika from practice squad.

16 Designated S Juan Thornhill for return to practice.

19 Activated RB Nick Chubb from reserve/PUP.
Activated S Juan Thornhill from injured reserve.
Elevated WR Jaelon Darden to active roster from practice squad.

21 WR Jaelon Darden reverted back to practice squad.

22 Placed QB Deshaun Watson on injured reserve.
Signed QB Bailey Zappe to active rsoter off Kansas City's practice squad.
Waived LB Tony Fields II from injured reserve.
Signed RB Gary Brightwell to practice squad.
Released T Sebastian Gutierrez from practice squad.

23 Designated G Wyatt Teller for return to practice.

27 Activated G Wyatt Teller from injured reserve.
Waived CB Kahlef Hailassie.
Elevated WR Jaelon Darden to active roster from practice squad.

28 WR Jaelon Darden reverted back to practice squad.

29 WR Jaelon Darden signed to active roster from practice squad.
CB Tony Brown II placed on injured reserve.
Signed CB Kahlef Hailassie to practice squad.
Released RB Gary Brightwell from practice squad.

NOVEMBER

2 Placed LB Jeremiah Owusu-Koramoah on injured reserve.
Elevated DT Sam Kamara from practice squad.

4 DT Sam Kamara reverted back to practice squad.

5 Traded DE Za'Darius Smith and 2026 7th round pick to Detroit for 2025 5th round and 2026 6th round picks.
Terminated contract of DT Quinton Jefferson.

13 Signed CB Chigozie Anusiem to active roster from Washington's practice squad.

16 Placed DT Mike Hall Jr. on injured reserve.
Signed DT Sam Kamara to active roster from practice squad.
Signed DE Elerson Smith to active roster from practice squad.
Elevated WR Kadarius Toney from practice squad.

18 WR Kadarius Toney reverted back to practice squad.

19 Placed T Dawand Jones on injured reserve.

Signed T Geron Christian to active roster from Rams' practice squad.

21 Elevated TE Blake Whiteheart from practice squad.

25 TE Blake Whiteheart reverted back to practice squad.

27 Designated CB Myles Harden for return to practice.
Claimed DE James Houston via waivers from Detroit.
Claimed DE Cameron Thomas via waivers from Kansas City.
Waived DE Elerson Smith.

29 Signed DE Elerson Smith to practice squad.

30 Placed TE Geoff Swaim on injured reserve.
Signed TE Blake Whiteheart to active roster from practice squad.

DECEMBER

2 Signed DT Jowon Briggs to active roster from practice squad.
Waived QB Bailey Zappe.
Elevated WR Kadarius Toney from practice squad.
Elevated WR Michael Woods II from practice squad.

3 WR Kadarius Toney reverted back to practice squad.
WR Michael Woods II reverted back to practice squad.

PUNT RETURNED FOR A TD

By Browns
Donovan Peoples-Jones, 76 yards (12/4/22 at HOU)

By Opponent
KaVontae Turpin, 60 yards (9/8/24 vs. DAL)

KICKOFF RETURNED FOR A TD

By Browns
Joshua Cribbs, 100 yards & 103 yards (12/20/09 at KC)

By Opponent
Charlie Jones, 100 yards (10/20/24 vs. CIN)

INTERCEPTION RETURNED FOR A TD

By Browns
Ronnie Hickman, 30 yards (12/28/23 vs. NYJ)

By Opponent
**N. Bonitto, 71 yards (12/2/24 at DEN),
J. McMillian, 44 yards (12/2/24 at DEN)**

TWO INTERCEPTIONS IN SAME GAME

By Browns
MJ Emerson (12/10/23 vs. JAX)

By Opponent
Rasul Douglas (12/25/21 at GB)

THREE INTERCEPTIONS IN SAME GAME

By Browns
Anthony Henry (11/18/01 at BAL)

By Opponent
Kevin Byard (10/22/17 vs. TEN)

FUMBLE RETURNED FOR A TD

By Browns
Rodney McLeod Jr (9/29/24 at LV)

By Opponent
TJ Watt (9/18/23 at PIT)

PUNT BLOCK RETURNED FOR A TD

By Browns
Andre King, 28 yards (11/30/03 at SEA)

By Opponent
Anthony Chickillo, 16 yards (9/10/17 vs. PIT)

PUNT BLOCKED

By Browns
Marlon Moore (11/5/15 at CIN)

By Opponent
Davis Moore (10/13/19 vs. SEA)

SHUTOUT SCORED

By Browns
at Cleveland 27, Arizona 0 (11/5/23)

By Opponent
vs. Cincinnati 30, Cleveland 0 (12/14/14)

PAT BLOCKED

By Browns
Sheldon Richardson (12/27/20 at NYJ)

By Opponent
Levi Onwuzurike (11/21/21 vs. DET)

TWO-POINT CONVERSION

By Browns
Jameis Winston-Jerry Jeudy pass (12/2/24 at DEN)

By Opponent
Kenny Pickett-Diontae Johnson pass (1/8/22 at PIT)

FIELD GOAL BLOCKED

By Browns
Myles Garrett (10/13/24 at PHI)

By Opponent
Teair Tart (11/3/24 vs. LAC)

FIELD GOAL BLOCKED RETURNED FOR TD

By Browns
Rodney McLeod, 50 yards (10/13/24 at PHI)

By Opponent
Will Hill III, 62 yards (11/30/15 vs. BAL)

SAFETY SCORED

By Browns
Trevor Lawrence sacked in the end zone by Alex Wright (9/15/24 vs. JAX)

By Opponent
Joe Flacco sacked in the end zone by K. Turner and A. Donald (12/3/23 at LAR)

100 YARDS RUSHING

By Browns
Jerome Ford, 107 yards (11/12/23 at BAL)

By Opponent
Taysom Hill, 139 yards (11/17/24 at NO)

100 YARDS RUSHING IN A HALF

By Browns
Nick Chubb, 104 yards in second half (11/29/20 at JAX)

By Opponent
Taysom Hill, 129 yards (11/17/24)

200 YARDS RUSHING

By Browns
Jerome Harrison, 286 yards (12/20/09 at KC)

By Opponent
Ahmad Bradshaw, 200 yards (10/7/12 at NYG)

BACK-TO-BACK 100-YARD RUSHING GAMES

By Browns
Nick Chubb, 113 yards (9/22/22 vs. PIT),
Nick Chubb, 118 yards (10/2/22 at ATL),
Nick Chubb, 134 yards (10/9/22 vs. LAC).

By Opponent
Rhamondre Stevenson, 100 (11/14/21 at NE),
D'Andre Swift, 136 (11/21/21 vs. DET)

TWO 100-YARD RUSHERS IN SAME GAME

By Browns
Nick Chubb (126) & Kareem Hunt (104) (11/15/20 vs. HOU)

By Opponent
Arian Foster (124) & Ben Tate (115) (11/6/11 at HOU)

TWO RUSHING TOUCHDOWNS

By Browns
Nick Chubb (11/21/24 vs. PIT)

By Opponent
Taysom Hill, (3) (11/17/24 at NO)

THREE RUSHING TOUCHDOWNS

By Browns
Nick Chubb (9/18/22 vs. NYJ)

By Opponent
Taysom Hill (11/17/24 at NO)

FOUR RUSHING TOUCHDOWNS

By Browns
Jamal Lewis (11/4/07 vs. SEA)

By Opponent
Kenyan Drake (12/15/19 at ARI)

SUCCESSFUL ONSIDE KICK

By Browns
October 16, 2016 (at TEN)

By Opponent
September 18, 2022 (vs. NYJ)

OT GAME WON

By Browns
Cleveland 23 vs. Tampa Bay 17 (11/27/22 vs. TB)

By Opponent
Tampa Bay 26 vs. Cleveland 23 (10/21/18)

300 YARDS PASSING

By Browns
Jameis Winston, 497 yards (58-34, 4 TD, 3 INT)(12/2/24 at DEN)

By Opponent
Bailey Zappe, 309 yards (34-24, 2 TD, 0 INT) (10/16/22 vs. NE)

BACK-TO-BACK 300-YARD PASSING GAMES

By Browns
Joe Flacco, 311 yards (45-26, 3 TD, 1 INT) (12/10/23 vs. JAX),
Joe Flacco, 374 yards (44-28, 2 TD, 3 INT) (12/17/23 vs. CHI),
Joe Flacco, 368 yards (42-27, 3 TD, 2INT)(12/24/23 at HOU),
Joe Flacco, 309 yards (29-19, 3 TD, 1 INT)(12/28/23 vs. NYJ).

By Opponent
Matt Ryan, 330 yards (38-52, 2 TD) (11/11/18 vs. ATL),
Patrick Mahomes, 375 yards (23-32, 3 TD, INT) (11/4/18 vs. KC).

400 YARDS PASSING

By Browns
Jameis Winston, 497 yards (58-34, 4 TD, 3 INT)(12/2/24 at DEN)

By Opponent
Joe Burrow, 406 yards (35-47, 3 TD, 1 INT) (10/25/20 at CIN)

200 YARDS PASSING IN A HALF

By Browns
Jameis Winston, 245 yards in first half (12/2/24 at DEN)

By Opponent
Joe Flacco, 208 yards in second half (9/18/22 vs. NYJ)

THREE TOUCHDOWN PASSES

By Browns
Jameis Winston (4) (12/2/24 at DEN)

By Opponent
J. Browning (1/8/24 at CIN)

FOUR TOUCHDOWN PASSES

By Browns
Jameis Winston (4) (12/2/24 at DEN)

By Opponent
Kyler Murray (10/17/21 vs. ARI)

FIVE TOUCHDOWN PASSES

By Browns
Baker Mayfield (10/25/20 at CIN)

By Opponent
Matthew Stafford (11/22/09 at DET)

SIX TOUCHDOWN PASSES

By Browns
None

By Opponent
Carson Palmer (9/16/07 vs. CIN)

THE LAST TIME IN THE REGULAR SEASON

100 YARDS RECEIVING

By Browns

Jerry Jeudy, 235 yards (12/2/24 at DEN)

By Opponent

Quentin Johnston, 118 yards (11/3/24 vs. LAC)

100 YARDS RECEIVING IN A HALF

By Browns

Jerry Jeudy, 138 yards in second half (12/2/24 at DEN)

By Opponent

Mark Andrews, 107 yards in second half (12/12/21 vs. BAL)

TWO 100-YARD RECEIVERS IN SAME GAME

By Browns

Elijah Moore (111) & Jerry Jeudy (235) (12/2/24 at DEN)

By Opponent

Cameron Sutton (102) & Marvin Mims (105) (12/2/24 at DEN)

BACK-TO-BACK 100-YARD RECEIVING GAMES

By Browns

Amari Cooper, 101 yards (9/18/22 vs. NYJ),

Amari Cooper, 101 yards (9/22/22 vs. PIT)

By Opponent

Terry McLaurin, 112 yards (10/7/24 at WAS),

A.J. Brown, 116 yards (10/13/24 at PHI)

200 YARDS RECEIVING

By Browns

Jerry Jeudy, 235 yards (12/2/24 at DEN)

By Opponent

Terrell Owens, 222 yards (10/3/10 vs. CIN)

TWO RECEIVING TOUCHDOWNS

By Browns

David Njoku (12/2/24 at DEN)

By Opponent

Malik Nabers (9/22/24 vs. NYG)

THREE RECEIVING TOUCHDOWNS

By Browns

Jordan Cameron (9/22/13 at MIN)

By Opponent

Martellus Bennett (10/9/16 vs. NE)

500 YARDS TOTAL OFFENSE

By Browns

552 yards (12/2/24 at DEN)

By Opponent

503 yards (10/25/20 at CIN)

TWO SACKS

By Browns

Myles Garrett, 3.0 (11/21/24 vs. PIT)

By Opponent

Morgan Fox (2.0) and Tuli Tuipulotu (2.5) (11/3/24 vs. LAC)

THREE SACKS

By Browns

Myles Garrett, 3.0 (11/21/24 vs. PIT)

By Opponent

T.J. Watt, 4.0 (1/3/22 at PIT)

FOUR SACKS

By Browns

Myles Garrett, 4.5 (9/26/21 vs. CHI)

By Opponent

T.J. Watt, 4.0 (1/3/22 at PIT)

FOUR FIELD GOALS

By Browns

Dustin Hopkins (11/12/23 at BAL)

By Opponent

Brandon Aubrey (9/8/24 vs. DAL)

FIVE FIELD GOALS

By Browns

Phil Dawson (11/4/12 vs. BAL)

By Opponent

Tyler Bass (6) (11/20/22 at BUF)

SIX FIELD GOALS

By Browns

Phil Dawson (11/5/06 at SD)

By Opponent

Tyler Bass (11/20/22 at BUF)

Cleveland Browns / Week 13 / Through Monday, December 2, 2024 / Regular Season

Won 3, Lost 9

| | | | |
|------------|---|---------|--------------------------|
| 9/8/2024 | L | 17 - 33 | Dallas Cowboys |
| 9/15/2024 | W | 18 - 13 | at Jacksonville Jaguars |
| 9/22/2024 | L | 15 - 21 | New York Giants |
| 9/29/2024 | L | 16 - 20 | at Las Vegas Raiders |
| 10/6/2024 | L | 13 - 34 | at Washington Commanders |
| 10/13/2024 | L | 16 - 20 | at Philadelphia Eagles |
| 10/20/2024 | L | 14 - 21 | Cincinnati Bengals |
| 10/27/2024 | W | 29 - 24 | Baltimore Ravens |
| 11/3/2024 | L | 10 - 27 | Los Angeles Chargers |
| 11/17/2024 | L | 14 - 35 | at New Orleans Saints |
| 11/21/2024 | W | 24 - 19 | Pittsburgh Steelers |
| 12/2/2024 | L | 32 - 41 | at Denver Broncos |

Total First Downs

| | | |
|----------------------|---------|---------|
| Rushing | 65 | 76 |
| Passing | 136 | 120 |
| Penalty | 17 | 15 |
| 3rd Down: Made/Att | 50/171 | 55/156 |
| 3rd Down Pct. | 29.2% | 35.3% |
| 4th Down: Made/Att | 20/30 | 8/13 |
| 4th Down Pct. | 66.7% | 61.5% |
| Possession Avg. | 30:42 | 29:18 |
| Total Net Yards | 3769 | 4195 |
| Avg. Per Game | 314.1 | 349.6 |
| Total Plays | 795 | 723 |
| Avg. Per Play | 4.7 | 5.8 |
| Net Yards Rushing | 1047 | 1543 |
| Avg. Per Game | 87.3 | 128.6 |
| Total Rushes | 274 | 334 |
| Net Yards Passing | 2722 | 2652 |
| Avg. Per Game | 226.8 | 221.0 |
| Sacked/Yards Lost | 50/271 | 32/195 |
| Gross Yards | 2993 | 2847 |
| Attempts/Completions | 471/289 | 357/219 |
| Completion Pct. | 61.4% | 61.3% |
| Had Intercepted | 12 | 4 |
| Punts/Average | 64/50.5 | 55/48.3 |
| Net Punting Avg. | 42.6 | 40.8 |
| Penalties/Yards | 87/644 | 72/587 |
| Fumbles/Ball Lost | 12/6 | 13/6 |
| Touchdowns | 24 | 37 |
| Rushing | 6 | 17 |
| Passing | 16 | 16 |
| Returns | 2 | 4 |

Score By Periods

| | | | | | | |
|-----------|----|----|----|----|----|-----|
| Team | Q1 | Q2 | Q3 | Q4 | OT | Pts |
| Opponents | 43 | 51 | 43 | 81 | 0 | 218 |

| | | | | | | | | |
|--------------|----|----|----|----|-------|-------|-----|-----|
| Scoring | TD | Ru | Pa | Rt | PAT | FG | 2Pt | Pts |
| D.Hopkins | 0 | 0 | 0 | 0 | 14/16 | 16/23 | 0 | 62 |
| D.Njoku | 4 | 0 | 4 | 0 | 0/0 | 0/0 | 2 | 28 |
| N.Chubb | 4 | 3 | 1 | 0 | 0/0 | 0/0 | 0 | 24 |
| J.Jeudy | 3 | 0 | 3 | 0 | 0/0 | 0/0 | 2 | 22 |
| C.Tillman | 3 | 0 | 3 | 0 | 0/0 | 0/0 | 1 | 20 |
| A.Cooper | 2 | 0 | 2 | 0 | 0/0 | 0/0 | 0 | 12 |
| R.McLeod | 2 | 0 | 0 | 2 | 0/0 | 0/0 | 0 | 12 |
| J.Akins | 1 | 0 | 1 | 0 | 0/0 | 0/0 | 0 | 6 |
| J.Ford | 1 | 1 | 0 | 0 | 0/0 | 0/0 | 0 | 6 |
| E.Moore | 1 | 0 | 1 | 0 | 0/0 | 0/0 | 0 | 6 |
| D.Watson | 1 | 1 | 0 | 0 | 0/0 | 0/0 | 0 | 6 |
| B.Whiteheart | 1 | 0 | 1 | 0 | 0/0 | 0/0 | 0 | 6 |
| J.Winston | 1 | 1 | 0 | 0 | 0/0 | 0/0 | 0 | 6 |
| A.Wright | 0 | 0 | 0 | 0 | 0/0 | 0/0 | 0 | 2 |
| Team | 24 | 6 | 16 | 2 | 14/16 | 16/23 | 5 | 218 |
| Opponents | 37 | 17 | 16 | 4 | 35/36 | 17/24 | 0 | 308 |

2-Pt. Conversions: Team 5/8, Opponents: 0/1
Sacks: M.Garrett 10.0, Z.Smith 5.0, O.Okoronkwo 3.0, D.Tomlinson 3.0, J.Owusu-Koramoah 3.0, J.Hicks 2.0, S.Harris 1.5, Q.Jefferson 1.0, D.Bush 1.0, A.Wright 1.0, W.Reid 0.5, I.McGuire 0.5, M.Hurst 0.5 Team: 32.0, Opponents: 50.0

| | | | | | |
|---------------------|-----|------|------|------|----|
| Rushing | No. | Yds | Avg | Long | TD |
| J.Ford | 70 | 339 | 4.8 | 36 | 1 |
| N.Chubb | 82 | 243 | 3.0 | 15 | 3 |
| D.Foreman | 46 | 155 | 3.4 | 25 | 0 |
| D.Watson | 31 | 148 | 4.8 | 16 | 1 |
| P.Strong | 19 | 69 | 3.6 | 14 | 0 |
| J.Winston | 19 | 57 | 3.0 | 13 | 1 |
| D.Thompson-Robinson | 3 | 44 | 14.7 | 34 | 0 |
| E.Moore | 1 | 1 | 1.0 | 1 | 0 |
| K.Toney | 2 | -4 | -2.0 | 3 | 0 |
| C.Tillman | 1 | -5 | -5.0 | -5 | 0 |
| Team | 274 | 1047 | 3.8 | 36 | 6 |
| Opponents | 334 | 1543 | 4.6 | 75t | 17 |

| | | | | | |
|--------------|-----|------|------|------|----|
| Receiving | No. | Yds | Avg | Long | TD |
| J.Jeudy | 54 | 880 | 16.3 | 89t | 3 |
| E.Moore | 50 | 447 | 8.9 | 44 | 1 |
| D.Njoku | 49 | 397 | 8.1 | 29 | 4 |
| C.Tillman | 29 | 339 | 11.7 | 38t | 3 |
| J.Ford | 27 | 147 | 5.4 | 24 | 0 |
| A.Cooper | 24 | 250 | 10.4 | 24t | 2 |
| J.Akins | 23 | 229 | 10.0 | 21 | 1 |
| P.Strong | 7 | 77 | 11.0 | 21 | 0 |
| D.Foreman | 5 | 46 | 9.2 | 16 | 0 |
| N.Chubb | 5 | 31 | 6.2 | 19 | 1 |
| B.Whiteheart | 4 | 42 | 10.5 | 29 | 1 |
| M.Woods | 3 | 43 | 14.3 | 16 | 0 |
| D.Bell | 3 | 27 | 9.0 | 12 | 0 |
| J.Thrash | 3 | 22 | 7.3 | 11 | 0 |
| G.Swaim | 1 | 7 | 7.0 | 7 | 0 |
| J.Darden | 1 | 6 | 6.0 | 6 | 0 |
| J.Proche | 1 | 3 | 3.0 | 3 | 0 |
| K.Toney | 0 | 0 | 0.0 | 0 | 0 |
| Team | 289 | 2993 | 10.4 | 89t | 16 |
| Opponents | 219 | 2847 | 13.0 | 93t | 16 |

| | | | | | |
|------------------|-----|-----|------|------|----|
| Interceptions | No. | Yds | Avg | Long | TD |
| D.Ward | 2 | 0 | 0.0 | 0 | 0 |
| J.Owusu-Koramoah | 1 | 0 | 0.0 | 0 | 0 |
| G.Newsome | 1 | -2 | -2.0 | -2 | 0 |
| Team | 4 | -2 | -0.5 | 0 | 0 |
| Opponents | 12 | 266 | 22.2 | 71t | 2 |

| | | | | | | | | |
|-------------|----|------|------|------|----|----|----|---|
| Punting | No | Yds | Avg | Net | TB | In | Lg | B |
| C.Bojorquez | 64 | 3232 | 50.5 | 42.6 | 5 | 28 | 84 | 0 |
| Team | 64 | 3232 | 50.5 | 42.6 | 5 | 28 | 84 | 0 |
| Opponents | 55 | 2655 | 48.3 | 40.8 | 3 | 19 | 67 | 0 |

| | | | | | | |
|--------------|-----|----|-----|------|------|----|
| Punt Returns | Ret | FC | Yds | Avg | Long | TD |
| J.Darden | 22 | 4 | 234 | 10.6 | 28 | 0 |
| J.Proche | 13 | 1 | 119 | 9.2 | 17 | 0 |
| E.Moore | 0 | 2 | 0 | 0.0 | 0 | 0 |
| Team | 35 | 7 | 353 | 10.1 | 28 | 0 |
| Opponents | 26 | 15 | 408 | 15.7 | 60t | 1 |

| | | | | | |
|-----------------|-----|-----|------|------|----|
| Kickoff Returns | No. | Yds | Avg | Long | TD |
| P.Strong | 11 | 255 | 23.2 | 27 | 0 |
| J.Ford | 6 | 130 | 21.7 | 27 | 0 |
| D.Foreman | 5 | 116 | 23.2 | 29 | 0 |
| J.Darden | 4 | 97 | 24.3 | 28 | 0 |
| G.Brightwell | 2 | 36 | 18.0 | 24 | 0 |
| J.Proche | 0 | 0 | 0.0 | 0 | 0 |
| Team | 28 | 634 | 22.6 | 29 | 0 |
| Opponents | 22 | 604 | 27.5 | 100t | 1 |

| | | | | | |
|-------------|------|-------|-------|-------|-----|
| Field Goals | 1-19 | 20-29 | 30-39 | 40-49 | 50+ |
| D.Hopkins | 0/0 | 1/2 | 6/6 | 5/7 | 4/8 |
| Team | 0/0 | 1/2 | 6/6 | 5/7 | 4/8 |
| Opponents | 0/0 | 5/5 | 3/3 | 6/9 | 3/7 |

Fumbles Lost: D.Watson 3, J.Winston 2, C.Tillman 1 Total: 6
Opponent Fumble Recoveries: R.McLeod 1, D.Ward 1, G.Delpit 1, M.Emerson 1, R.Hickman 1, W.Reid 1 Total: 6

| | | | | | | | | | | | | | |
|---------------------|-----|-----|------|-------|---------|----|------|-----|------|------|------|------|--------|
| Passing | Att | Cmp | Yds | Cmp% | Yds/Att | TD | TD% | Int | Int% | Long | Sack | Lost | Rating |
| J.Winston | 230 | 141 | 1763 | 61.3% | 7.7 | 11 | 4.8% | 7 | 3.0% | 89t | 16/ | 77 | 88.4 |
| D.Watson | 216 | 137 | 1148 | 63.4% | 5.3 | 5 | 2.3% | 3 | 1.4% | 35 | 33/ | 191 | 79.0 |
| D.Thompson-Robinson | 25 | 11 | 82 | 44.0% | 3.3 | 0 | 0.0% | 2 | 8.0% | 16 | 1/ | 3 | 19.1 |
| Team | 471 | 289 | 2993 | 61.4% | 6.4 | 16 | 3.4% | 12 | 2.5% | 89t | 50/ | 271 | 80.4 |
| Opponents | 357 | 219 | 2847 | 61.3% | 8.0 | 16 | 4.5% | 4 | 1.1% | 93t | 32/ | 195 | 96.7 |

DEFENSIVE STATISTICS

| PLAYER | TACKLES | | | SK | YDS | INTERCEPTIONS | | | TD | PD | FUMBLES | | YDS |
|-------------------------|---------|------|------|-----|-----|---------------|-----|----|----|----|---------|----|-----|
| | TOTAL | SOLO | ASST | | | NO | YDS | LG | | | FF | FR | |
| Grant Delpit | 75 | 48 | 27 | 0 | 0 | 0 | 0 | 0 | 0 | 1 | 0 | 0 | 0 |
| Martin Emerson | 61 | 49 | 12 | 0 | 0 | 0 | 0 | 0 | 0 | 5 | 1 | 1 | 0 |
| Jeremiah Owusu-Koramoah | 60 | 38 | 22 | 3 | 14 | 1 | 0 | 0 | 0 | 3 | 1 | 0 | 0 |
| Devin Bush | 55 | 34 | 21 | 1 | 2 | 0 | 0 | 0 | 0 | 1 | 0 | 0 | 0 |
| Jordan Hicks | 48 | 23 | 25 | 2 | 7 | 0 | 0 | 0 | 0 | 2 | 0 | 0 | 0 |
| Mohamoud Diabate | 40 | 20 | 20 | 0 | 0 | 0 | 0 | 0 | 0 | 3 | 0 | 0 | 0 |
| Juan Thornhill | 32 | 20 | 12 | 0 | 0 | 0 | 0 | 0 | 0 | 1 | 0 | 0 | 0 |
| Shelby Harris | 32 | 15 | 17 | 1.5 | 9 | 0 | 0 | 0 | 0 | 2 | 1 | 0 | 0 |
| Myles Garrett | 32 | 27 | 5 | 10 | 66 | 0 | 0 | 0 | 0 | 0 | 3 | 0 | 0 |
| Rodney McLeod | 29 | 22 | 7 | 0 | 0 | 0 | 0 | 0 | 0 | 4 | 0 | 1 | 25 |
| Denzel Ward | 28 | 22 | 6 | 0 | 0 | 1 | 0 | 0 | 0 | 19 | 1 | 1 | 0 |
| Ronnie Hickman | 27 | 22 | 5 | 0 | 0 | 0 | 0 | 0 | 0 | 1 | 0 | 1 | 0 |
| Greg Newsome II | 25 | 22 | 3 | 0 | 0 | 0 | 0 | 0 | 0 | 5 | 0 | 0 | 0 |
| Za'Darius Smith | 23 | 15 | 8 | 5 | 29 | 0 | 0 | 0 | 0 | 0 | 0 | 0 | 0 |
| Dalvin Tomlinson | 20 | 10 | 10 | 3.0 | 24 | 0 | 0 | 0 | 0 | 0 | 0 | 0 | 0 |
| Isaiah McGuire | 19 | 9 | 10 | 0.5 | 2.5 | 0 | 0 | 0 | 0 | 0 | 1 | 0 | 0 |
| Ogbo Okoronkwo | 18 | 12 | 6 | 3 | 26 | 0 | 0 | 0 | 0 | 0 | 1 | 0 | 0 |
| Maurice Hurst | 16 | 9 | 7 | 0.5 | 3 | 0 | 0 | 0 | 0 | 0 | 0 | 0 | 0 |
| Cameron Mitchell | 11 | 8 | 3 | 0 | 0 | 0 | 0 | 0 | 0 | 0 | 0 | 0 | 0 |
| Winston Reid | 9 | 4 | 5 | 0.5 | 3 | 0 | 0 | 0 | 0 | 2 | 0 | 1 | 0 |
| Alex Wright | 8 | 5 | 3 | 1 | 2 | 0 | 0 | 0 | 0 | 0 | 0 | 0 | 0 |
| Quinton Jefferson | 6 | 1 | 5 | 1 | 8 | 0 | 0 | 0 | 0 | 0 | 0 | 0 | 0 |
| Mike Hall | 4 | 2 | 2 | 0 | 0 | 0 | 0 | 0 | 0 | 0 | 0 | 0 | 0 |
| D'Anthony Bell | 4 | 3 | 1 | 0 | 0 | 0 | 0 | 0 | 0 | 0 | 0 | 0 | 0 |
| Sam Kamara | 3 | 2 | 1 | 0 | 0 | 0 | 0 | 0 | 0 | 0 | 0 | 0 | 0 |
| Nathaniel Watson | 3 | 2 | 1 | 0 | 0 | 0 | 0 | 0 | 0 | 0 | 0 | 0 | 0 |
| Tony Fields | 2 | 1 | 1 | 0 | 0 | 0 | 0 | 0 | 0 | 0 | 0 | 0 | 0 |
| Elerson Smith | 2 | 1 | 1 | 0 | 0 | 0 | 0 | 0 | 0 | 0 | 0 | 0 | 0 |
| Mike Ford | 1 | 1 | 0 | 0 | 0 | 0 | 0 | 0 | 0 | 0 | 0 | 0 | 0 |
| Jowon Briggs | 1 | 0 | 1 | 0 | 0 | 0 | 0 | 0 | 0 | 0 | 0 | 0 | 0 |
| Cameron Thomas | 1 | 0 | 1 | 0 | 0 | 0 | 0 | 0 | 0 | 0 | 0 | 0 | 0 |
| Totals | 695 | 447 | 248 | 32 | 195 | 2 | 0 | 0 | 0 | 49 | 9 | 5 | 25 |

SPECIAL TEAMS STATISTICS

| PLAYER | TOTAL | SOLO | ASST | FF | FR | BLK |
|-------------------------|-------|------|------|----|----|-----|
| D'Anthony Bell | 10 | 5 | 5 | 0 | 0 | 0 |
| Khaleke Hudson | 7 | 5 | 2 | 0 | 0 | 0 |
| Winston Reid | 7 | 4 | 3 | 0 | 0 | 0 |
| Tony Brown | 5 | 2 | 3 | 1 | 0 | 0 |
| Mike Ford | 4 | 3 | 1 | 0 | 0 | 0 |
| Mohamoud Diabate | 3 | 2 | 1 | 0 | 0 | 0 |
| Nathaniel Watson | 3 | 2 | 1 | 0 | 0 | 0 |
| Grant Delpit | 3 | 2 | 1 | 0 | 1 | 0 |
| Pierre Strong | 3 | 3 | 0 | 0 | 0 | 0 |
| Sam Kamara | 2 | 1 | 1 | 0 | 0 | 0 |
| Devin Bush | 2 | 1 | 1 | 0 | 0 | 0 |
| Isaiah McGuire | 2 | 1 | 1 | 0 | 0 | 0 |
| Ogbo Okoronkwo | 2 | 1 | 1 | 0 | 0 | 0 |
| Rodney McLeod | 2 | 2 | 0 | 0 | 0 | 0 |
| Charley Hughlett | 1 | 1 | 0 | 0 | 0 | 0 |
| Jeremiah Owusu-Koramoah | 1 | 1 | 0 | 0 | 0 | 0 |
| Rex Sunahara | 1 | 1 | 0 | 0 | 0 | 0 |
| Geoff Swaim | 1 | 1 | 0 | 0 | 0 | 0 |
| Corey Bojorquez | 1 | 1 | 0 | 0 | 0 | 0 |
| Mike Hall | 1 | 0 | 1 | 0 | 0 | 0 |
| Myles Garrett | 0 | 0 | 0 | 0 | 0 | 1 |
| Totals | 61 | 39 | 22 | 1 | 1 | 1 |

MISCELLANEOUS STATISTICS

| PLAYER | TKL | FF | FR |
|----------------|-----|----|----|
| David Njoku | 3 | 0 | 0 |
| Elijah Moore | 3 | 0 | 0 |
| Jordan Akins | 1 | 0 | 1 |
| Jedrick Wills | 1 | 0 | 0 |
| James Proche | 1 | 0 | 0 |
| Joel Bitonio | 0 | 0 | 2 |
| Deshaun Watson | 0 | 0 | 1 |
| D'Onta Foreman | 0 | 0 | 1 |
| Jameis Winston | 1 | 0 | 1 |
| Nick Chubb | 1 | 0 | 0 |
| Totals | 11 | 0 | 6 |

DEFENSIVE/SPECIAL TEAMS SCORING STATISTICS

| PLAYER | INT | FUM | KOR | PR |
|----------------------|-----|-----|-----|----|
| Rodney McLeod | 0 | 1 | 0 | 0 |
| (blocked-FG return) | | | | |
| Alex Wright (safety) | 0 | 0 | 0 | 0 |
| Totals | 0 | 1 | 0 | 0 |

2024 BROWNS GAME-BY-GAME OFFENSIVE STATISTICS

| OPP | 1ST DOWNS | | | DOWN CONV. | | | RUSHING | | | PASS | | | TDs | | | FGs | | | FUM | | | PEN | | PUNTS | | | | | | |
|-----------------|-----------|---|------|------------|------------|------------|----------|-------|-----|------|------|-----|----------|-------|----|-----|----|-----|-----|---|-----|-----|---|-------|------|-----|------|-----|------|-------|
| | T | R | Pass | Pen. | 3rd | 4th | Net Yds. | Plays | Net | Att. | Avg. | Net | Skd-Yds. | Gross | A | C | TD | INT | R | P | Ret | M | A | No. | Lost | No. | Yds. | No. | Avg. | POSS. |
| vs. DAL (9/8) | 15 | 5 | 8 | 2 | 2-15-13.3% | 4-5-60.0% | 230 | 70 | 93 | 19 | 4.9 | 137 | 6-32 | 169 | 45 | 24 | 2 | 2 | 1 | 1 | 0 | 1 | 1 | 1 | 0 | 11 | 64 | 7 | 51.0 | 30-54 |
| at JAX (9/15) | 18 | 7 | 7 | 3 | 2-14-14.3% | 3-3-100.0% | 297 | 65 | 125 | 29 | 4.3 | 172 | 2-14 | 186 | 34 | 22 | 1 | 0 | 1 | 0 | 0 | 3 | 3 | 1 | 0 | 13 | 100 | 5 | 43.6 | 34-23 |
| vs. NYG (9/22) | 16 | 7 | 7 | 2 | 4-14-28.6% | 1-3-33.3% | 217 | 63 | 69 | 18 | 3.8 | 148 | 8-48 | 196 | 37 | 21 | 2 | 0 | 0 | 2 | 0 | 0 | 1 | 2 | 2 | 5 | 48 | 6 | 51.0 | 26-04 |
| at LV (9/29) | 16 | 6 | 9 | 1 | 3-10-30.0% | 0-1-0.0% | 241 | 57 | 92 | 22 | 4.2 | 149 | 3-27 | 176 | 32 | 24 | 2 | 1 | 0 | 1 | 1 | 1 | 1 | 1 | 0 | 5 | 38 | 5 | 63.2 | 30-42 |
| at WAS (10/6) | 12 | 4 | 7 | 2 | 1-13-7.7% | 2-3-66.7% | 212 | 59 | 104 | 23 | 4.5 | 108 | 7-33 | 141 | 29 | 16 | 1 | 0 | 0 | 1 | 0 | 2 | 2 | 1 | 1 | 9 | 52 | 7 | 51.6 | 28-42 |
| at PHI (10/13) | 14 | 6 | 7 | 1 | 3-12-25.0% | 1-1-100% | 244 | 53 | 100 | 25 | 4.0 | 144 | 5-24 | 168 | 23 | 16 | 1 | 0 | 0 | 0 | 1 | 3 | 4 | 0 | 0 | 7 | 55 | 4 | 55.8 | 31-27 |
| vs. CIN (10/20) | 18 | 5 | 12 | 1 | 8-19-42.1% | 1-2-50.0% | 336 | 77 | 77 | 21 | 3.7 | 259 | 4-18 | 277 | 52 | 31 | 2 | 2 | 1 | 1 | 0 | 0 | 1 | 1 | 0 | 10 | 80 | 7 | 50.7 | 34-29 |
| vs. BAL (10/27) | 22 | 5 | 16 | 1 | 8-15-53.3% | 0-0-0.0% | 401 | 66 | 80 | 23 | 3.5 | 321 | 2-13 | 334 | 41 | 27 | 3 | 0 | 0 | 3 | 0 | 3 | 3 | 1 | 1 | 7 | 74 | 3 | 48.7 | 31-06 |
| vs. LAC (11/3) | 21 | 6 | 14 | 1 | 6-17-35.3% | 2-3-66.7% | 292 | 76 | 79 | 24 | 3.3 | 213 | 6-22 | 235 | 46 | 26 | 1 | 3 | 0 | 1 | 0 | 1 | 2 | 1 | 0 | 4 | 25 | 6 | 53.0 | 34-09 |
| at NO (11/17) | 22 | 3 | 17 | 2 | 3-13-23.1% | 1-3-33.3% | 443 | 70 | 66 | 20 | 3.3 | 377 | 3-18 | 395 | 47 | 30 | 2 | 0 | 0 | 2 | 0 | 0 | 2 | 0 | 0 | 3 | 14 | 5 | 45.6 | 29-22 |
| vs. PIT (11/21) | 17 | 8 | 8 | 1 | 1-10-10.0% | 4-4-100.0% | 304 | 55 | 85 | 27 | 3.1 | 219 | 1-1 | 219 | 27 | 18 | 3 | 1 | 3 | 0 | 0 | 1 | 1 | 3 | 2 | 8 | 48 | 3 | 30.7 | 24-58 |
| at DEN (12/2) | 28 | 3 | 24 | 1 | 9-19-47.4% | 2-2-100.0% | 552 | 84 | 77 | 23 | 3.3 | 475 | 3-22 | 497 | 58 | 34 | 4 | 3 | 0 | 4 | 0 | 1 | 2 | 0 | 0 | 5 | 46 | 6 | 52.0 | 32-10 |
| at PIT (12/8) | | | | | | | | | | | | | | | | | | | | | | | | | | | | | | |
| vs. KC (12/15) | | | | | | | | | | | | | | | | | | | | | | | | | | | | | | |
| at CIN (12/19) | | | | | | | | | | | | | | | | | | | | | | | | | | | | | | |
| vs. MIA (12/29) | | | | | | | | | | | | | | | | | | | | | | | | | | | | | | |
| at GB (TBD) | | | | | | | | | | | | | | | | | | | | | | | | | | | | | | |

2024 BROWNS GAME-BY-GAME DEFENSIVE STATISTICS

| OPP | 1ST DOWNS | | | DOWN CONV. | | | RUSHING | | | | PASS | | | | TDs | | | | FGs | | | FUM | | | PEN | | PUNTS | | | |
|-----------------|-----------|----|------|------------|------------|------------|----------|-------|-----|------|------|-----|----------|-------|-----|----|----|-----|-----|---|-----|-----|---|-----|------|-----|-------|-----|------|-------|
| | T | R | Pass | Pen. | 3rd | 4th | Net Yds. | Plays | Net | Att. | Avg. | Net | Skd-Yds. | Gross | A | C | TD | INT | R | P | Ret | M | A | No. | Lost | No. | Yds. | No. | Avg. | POSS. |
| vs. DAL (9/8) | 15 | 7 | 8 | 0 | 4-14-28.6% | 0-0-0.0% | 265 | 60 | 102 | 25 | 4.1 | 163 | 3-16 | 179 | 32 | 19 | 3 | 0 | 1 | 1 | 1 | 4 | 4 | 1 | 0 | 11 | 85 | 6 | 49.0 | 29:06 |
| at JAX (9/15) | 18 | 7 | 9 | 2 | 3-9-33.3% | 0-0-0.0% | 323 | 55 | 127 | 21 | 6.0 | 196 | 4-24 | 220 | 30 | 14 | 2 | 0 | 1 | 1 | 0 | 2 | 3 | 1 | 0 | 6 | 52 | 3 | 52.0 | 25:37 |
| vs. NYG (9/22) | 21 | 7 | 13 | 1 | 4-14-28.6% | 1-1-100.0% | 340 | 69 | 112 | 32 | 3.5 | 228 | 2-8 | 236 | 35 | 24 | 2 | 0 | 1 | 2 | 0 | 0 | 1 | 3 | 2 | 9 | 68 | 7 | 51.6 | 33:56 |
| at LV (9/29) | 17 | 8 | 7 | 2 | 4-12-33.3% | 0-0-0.0% | 268 | 55 | 152 | 29 | 5.2 | 116 | 2-14 | 130 | 24 | 14 | 2 | 0 | 2 | 0 | 0 | 2 | 2 | 1 | 1 | 6 | 49 | 4 | 58.0 | 29:18 |
| at WAS (10/6) | 19 | 10 | 8 | 1 | 8-17-47.1% | 2-2-100.0% | 434 | 65 | 215 | 34 | 6.3 | 219 | 3-17 | 236 | 28 | 15 | 4 | 1 | 3 | 1 | 0 | 2 | 2 | 2 | 1 | 5 | 31 | 4 | 48.0 | 31:18 |
| at PHI (10/13) | 19 | 8 | 11 | 0 | 5-14-35.7% | 2-2-100.0% | 372 | 62 | 116 | 36 | 3.2 | 256 | 1-8 | 264 | 25 | 16 | 2 | 0 | 0 | 2 | 0 | 2 | 3 | 1 | 0 | 5 | 40 | 3 | 48.7 | 28:33 |
| vs. CIN (10/20) | 12 | 3 | 8 | 1 | 2-13-15.4% | 0-1-0.0% | 223 | 53 | 59 | 25 | 2.4 | 164 | 3-17 | 181 | 25 | 15 | 3 | 0 | 0 | 2 | 1 | 0 | 1 | 0 | 0 | 3 | 37 | 8 | 44.3 | 25:31 |
| vs. BAL (10/27) | 22 | 5 | 14 | 3 | 2-10-20.0% | 0-2-0.0% | 387 | 62 | 124 | 21 | 5.9 | 263 | 3-26 | 289 | 38 | 23 | 3 | 0 | 1 | 2 | 0 | 1 | 2 | 0 | 0 | 7 | 53 | 4 | 52.3 | 28:54 |
| vs. LAC (11/3) | 13 | 3 | 10 | 0 | 5-14-35.7% | 1-1-100.0% | 342 | 56 | 96 | 23 | 4.2 | 246 | 6-36 | 282 | 27 | 18 | 4 | 0 | 2 | 2 | 0 | 0 | 1 | 0 | 0 | 5 | 35 | 7 | 47.1 | 25:51 |
| at NO (11/17) | 19 | 8 | 11 | 0 | 5-10-50.0% | 1-1-100.0% | 473 | 58 | 214 | 28 | 7.6 | 259 | 1-7 | 266 | 29 | 22 | 5 | 1 | 3 | 2 | 0 | 0 | 0 | 2 | 1 | 5 | 41 | 3 | 36.7 | 30:38 |
| vs. PIT (11/21) | 17 | 5 | 10 | 2 | 7-16-43.8% | 1-3-33.3% | 368 | 67 | 120 | 34 | 3.5 | 248 | 8-19 | 270 | 29 | 21 | 2 | 0 | 1 | 1 | 0 | 2 | 3 | 2 | 1 | 6 | 39 | 1 | 15.0 | 35:02 |
| at DEN (12/2) | 19 | 5 | 11 | 3 | 6-13-46.2% | 0-0-0.0% | 400 | 61 | 106 | 26 | 4.1 | 294 | 0-0 | 294 | 35 | 18 | 5 | 2 | 2 | 1 | 2 | 2 | 2 | 0 | 0 | 4 | 57 | 5 | 51.2 | 27:50 |
| at PIT (12/8) | | | | | | | | | | | | | | | | | | | | | | | | | | | | | | |
| vs. KC (12/15) | | | | | | | | | | | | | | | | | | | | | | | | | | | | | | |
| at CIN (12/19) | | | | | | | | | | | | | | | | | | | | | | | | | | | | | | |
| vs. MIA (12/29) | | | | | | | | | | | | | | | | | | | | | | | | | | | | | | |
| at GB (TBD) | | | | | | | | | | | | | | | | | | | | | | | | | | | | | | |

WEEK 1



COWBOYS 33
BROWNS 17
Sept. 8, 2024
Huntington Bank Field, Cleveland, OH



| TEAM | 1 | 2 | 3 | 4 | F |
|-----------|---|----|----|---|----|
| Dallas | 7 | 13 | 10 | 3 | 33 |
| Cleveland | 3 | 0 | 7 | 7 | 17 |

SCORING SUMMARY

TEAM Q TIME PLAY

| | | | |
|---------|---|-------|---|
| Browns | 1 | 9:23 | D. Hopkins 51 yd. Field Goal (6-13, 3:16) |
| Cowboys | 1 | 6:55 | B. Cooks 21 yd. pass from D. Prescott (B. Aubrey kick) (6-70, 2:28) |
| Cowboys | 2 | 5:15 | E. Elliott 3yd. run (B. Aubrey kick) (11-78, 5:56) |
| Cowboys | 2 | 2:06 | B. Aubrey 57yd. Field Goal (5-17, 2:28) |
| Cowboys | 2 | 0:51 | B. Aubrey 40yd. Field Goal (4-1, 0:55) |
| Cowboys | 3 | 12:59 | K. Turpin 60yd. punt return (B. Aubrey kick) |
| Browns | 3 | 8:42 | J. Jeudy 6 yd. pass from D. Watson (D. Hopkins kick) (12-75, 4:17) |
| Cowboys | 3 | 1:27 | B. Aubrey 50yd. Field Goal (6-14, 2:28) |
| Cowboys | 4 | 11:51 | B. Aubrey 46yd. Field Goal (6-10, 2:16) |
| Browns | 4 | 0:29 | J. Ford 2yd. run (D. Hopkins kick) (15-64, 6:53) |

TEAM STATISTICS

| | DAL | CLE |
|---------------------------|---------------|--------------|
| FIRST DOWNS: | 15 | 15 |
| TIME OF POSSESSION: | 29:06 | 30:54 |
| TOTAL NET YARDS: (RU/PA): | 265 (102/163) | 230 (93/137) |
| SACKS/YARDS | 6/32 | 3/16 |
| PUNTS/AVERAGE: | 6/49.0 | 7/51.0 |
| PENALTIES/YARDS: | 11/85 | 11/64 |
| FUMBLES/LOST: | 1/0 | 1/0 |

INDIVIDUAL STATISTICS

PASSING: DAL: D. Prescott 32-19-179 (1 TD); CLE: D. Watson 45-24-169 (1 TD, 2 INT)
RUSHING: DAL: E. Elliott 10-40 (TD), R. Dowdle 8-26, C. Lamb 3-25, B. Cooks 1-5, D. Vaughn 1-4, D. Prescott 1-3, C. Rush 1-1; CLE: J. Ford 12-44 (TD), D. Watson 5-39, P. Strong 2-10
RECEIVING: DAL: C. Lamb 5-61, B. Cooks 4-40 (TD), J. Ferguson 3-15, H. Luepke 2-18, E. Elliott 2-9, J. Brooks 1-18, J. Tolbert 1-12, R. Dowdle 1-6; CLE: J. Ford 6-25, D. Njoku 4-44, J. Akins 3-27, J. Jeudy 3-27, E. Moore 3-9, P. Strong 2-20, A. Cooper 2-16, C. Tillman 1-3.



WEEK 2



BROWNS 18
JAGUARS 13
Sept. 15, 2024
EverBank Stadium, Jacksonville, FL



| TEAM | 1 | 2 | 3 | 4 | F |
|--------------|---|---|---|---|----|
| Cleveland | 7 | 6 | 3 | 2 | 18 |
| Jacksonville | 0 | 3 | 7 | 3 | 13 |

SCORING SUMMARY

TEAM Q TIME PLAY

| | | | |
|---------|---|-------|--|
| Browns | 1 | 2:29 | D. Watson 1 yd. run (D. Hopkins kick) (16-89, 9:14) |
| Browns | 2 | 9:52 | D. Hopkins 53 yd. Field Goal (12-41, 6:35) |
| Jaguars | 2 | 4:44 | C. Little 22 yd. Field Goal (11-66, 5:08) |
| Browns | 2 | 0:27 | D. Hopkins 38 yd. Field Goal (8-52, 4:17) |
| Browns | 3 | 10:20 | D. Hopkins 44 yd. Field Goal (6-23, 2:16) |
| Jaguars | 3 | 1:11 | T. Etienne 4 yd. run (C. Little kick) (3-72, 1:18) |
| Jaguars | 4 | 7:32 | C. Little 25 yd. Field Goal (13-83, 6:42) |
| Browns | 4 | 1:44 | T. Lawrence sacked in end zone by A. Wright for a Safety |

TEAM STATISTICS


| | CLE | JAX |
|---------------------------|---------------|---------------|
| FIRST DOWNS: | 17 | 18 |
| TIME OF POSSESSION: | 34:23 | 25:37 |
| TOTAL NET YARDS: (RU/PA): | 297 (125/172) | 323 (127/196) |
| SACKS/YARDS | 4/24 | 2/14 |
| PUNTS/AVERAGE: | 5-43.6 | 3-52.0 |
| PENALTIES/YARDS: | 13-100 | 6-52 |
| FUMBLES/LOST: | 1-0 | 1-0 |

INDIVIDUAL STATISTICS

PASSING: CLE: D. Watson 34-22-186; JAX: T. Lawrence 30-14-220
RUSHING: CLE: J. Ford 7-64, D. Foreman 14-42, D. Watson 5-20 (TD), J. Winston 2-4, P. Strong 1--5; JAX: T. Etienne 13-52 (TD), T. Lawrence 2-45, D. Johnson 5-26, D. Duvernay 1-4.
RECEIVING: CLE: E. Moore 6-44, J. Jeudy 5-73, D. Bell 3-27, A. Cooper 3-11, P. Strong 1-10, J. Akins 1-10, D. Foreman 1-9, C. Tillman 1-2, J. Ford 1-0; JAX: B. Strange 3-65, G. Davis 3-43, T. Etienne 3-6, B. Thomas 2-94, L. Farrell 2-13, C. Kirk 1-1.




WEEK 3



GIANTS 21
BROWNS 15

Sept. 22, 2024

Huntington Bank Field, Cleveland, OH



| TEAM | 1 | 2 | 3 | 4 | F |
|-----------|---|----|---|---|----|
| New York | 7 | 14 | 0 | 0 | 21 |
| Cleveland | 7 | 0 | 7 | 8 | 15 |

SCORING SUMMARY

| TEAM | Q | TIME | PLAY |
|--------|---|-------|--|
| Browns | 1 | 14:49 | A.Cooper 24 yd. pass from D.Watson (D.Hopkins kick) (1-24, 0:06) |
| Giants | 1 | 2:07 | D.Singletary 1 yd. run (G.Joseph kick) (13-81, 7:44) |
| Giants | 2 | 1:44 | M.Nabers 3 yd. pass from D.Jones (G.Joseph kick) (14-93, 6:51) |
| Giants | 2 | 0:11 | M.Nabers 5 yd. pass from D.Jones (G.Joseph kick) (4-30, 0:21) |
| Browns | 4 | 11:33 | A.Cooper 6 yd. pass from D.Watson (D.Watson-J.Jeudy pass) (5-49, 2:07) |

TEAM STATISTICS


| | NYG | CLE |
|---------------------------|---------------|-------------|
| FIRST DOWNS: | 21 | 16 |
| TIME OF POSSESSION: | 33:56 | 26:04 |
| TOTAL NET YARDS: (RU/PA): | 340 (112/228) | 217(69/148) |
| SACKS/YARDS | 2/8 | 8/48 |
| PUNTS/AVERAGE: | 7/51.6 | 6/51.0 |
| PENALTIES/YARDS: | 9/68 | 5/48 |
| FUMBLES/LOST: | 3/2 | 2/2 |

INDIVIDUAL STATISTICS

PASSING: NYG: D. Jones 34-24-236 (2 TD); CLE: D. Watson 37-21-196 (2 TD).
RUSHING: NYG: D.Singletary 16-65 (TD), T.Tracy 5-23, D.Jones 8-20, M.Nabers 2-4, E.Gray 1-0; CLE: J.Ford 10-37, D. Watson 4-26, D.Foreman 2-5, J.Winston 2-1.
RECEIVING: NYG: M.Nabers 8-78 (2 TD), W.Robinson 7-61, D.Singletary 4-43, T.Tracy 2-17, D.Bellinger 1-17, T.Johnson 1-13, D.Slayton 1-7; CLE: A.Cooper 7-86 (2 TD) , J.Akins 4-29, J.Jeudy 4-27, J.Ford 3-33, E.Moore 2-17, C.Tillman 1-4.




WEEK 4



BROWNS 16
RAIDERS 20

Sept. 29, 2024

Allegiant Stadium, Las Vegas, NV



| TEAM | 1 | 2 | 3 | 4 | F |
|-----------|----|----|----|---|----|
| Cleveland | 10 | 0 | 0 | 6 | 16 |
| Las Vegas | 0 | 10 | 10 | 0 | 20 |

SCORING SUMMARY

| TEAM | Q | TIME | PLAY |
|---------|---|-------|--|
| Browns | 1 | 5:38 | B.Whiteheart 1 yd. pass from D.Watson (D.Hopkins kick) (15-70, 9:22) |
| Browns | 1 | 0:35 | D.Hopkins 56 yd. Field Goal (6-17, 3:20) |
| Raiders | 2 | 9:50 | T.Tucker 3 yd. run (D.Carlson kick) (11-70, 5:45) |
| Raiders | 2 | 2:52 | D.Carlson 52 yd. Field Goal (9-45, 5:06) |
| Raiders | 3 | 11:28 | D.Carlson 34 yd. Field Goal (8-55, 3:32) |
| Raiders | 3 | 5:23 | D.Turner 18 yd. run (D.Carlson kick) (6-52, 2:36) |
| Browns | 4 | 14:50 | R.McLeod 25 yd. fumble return (kick failed, wl) |

TEAM STATISTICS


| | CLE | LV |
|---------------------------|--------------|--------------|
| FIRST DOWNS: | 16 | 17 |
| TIME OF POSSESSION: | 30:42 | 29:18 |
| TOTAL NET YARDS: (RU/PA): | 241 (92/149) | 268(152/116) |
| SACKS/YARDS | 2/14 | 3/27 |
| PUNTS/AVERAGE: | 5-63.2 | 4-58.0 |
| PENALTIES/YARDS: | 5/38 | 6/49 |
| FUMBLES/LOST: | 1/0 | 1/1 |

INDIVIDUAL STATISTICS

PASSING: CLE: D.Watson 32-24-176 (1 TD); LV: G.Minshew 24-14-130.
RUSHING: CLE: J.Ford 10-58, D.Watson 8-32, D.Foreman 4-2; LV: A.Mattison 5-60, Z.White 17-50, D.Turner 1-18 (TD), B.Bowers 1-12, T.McAllister 2-11, T.Tucker 1-3(TD), G.Minshew 2--2.
RECEIVING: CLE: J.Ford 7-27, J.Jeudy 6-72, A.Cooper 4-35, B.Whiteheart 3-13 (TD), E.Moore 1-11, J.Akins 1-10, D.Foreman 1-5, J.Proche 1-3; LV: J.Meyers 5-49, T.Tucker 5-41, H.Bryant 2-21, B.Bowers 2-19.




WEEK 5



BROWNS 13
COMMANDERS 34

Oct. 6, 2024

Northwest Stadium, Landover, MD



| TEAM | 1 | 2 | 3 | 4 | F |
|------------|---|----|----|---|----|
| Cleveland | 0 | 3 | 3 | 7 | 13 |
| Washington | 7 | 17 | 10 | 0 | 34 |

SCORING SUMMARY

TEAM Q TIME PLAY

| | | | |
|------------|---|-------|--|
| Commanders | 1 | 2:40 | B.Robinson 4 yd. run (A.Seibert kick) (6-34, 3:25) |
| Browns | 2 | 13:08 | D.Hopkins 51 yd. Field Goal (6-10, 1:52) |
| Commanders | 2 | 8:41 | A.Seibert 27 yd. Field Goal (8-71, 4:27) |
| Commanders | 2 | 3:11 | B.Robinson 1 yd. run (A.Seibert kick) (10-74, 3:37) |
| Commanders | 2 | 0:36 | D.Brown 41 yd. pass from J.Daniels (A.Seibert kick) (5-62, 0:59) |
| Browns | 3 | 12:12 | D.Hopkins 31 yd. Field Goal (6-17, 2:40) |
| Commanders | 3 | 7:23 | J.McNichols 3 yd. run (A.Seibert kick) (9-80, 4:49) |
| Commanders | 3 | 2:35 | A.Seibert 30 yd. Field Goal (7-38, 3:13) |
| Browns | 4 | 7:02 | J.Akins 10 yd. pass from D.Watson (D.Hopkins kick) (9-54, 4:49) |

TEAM STATISTICS

| | CLE | WAS |
|---------------------------|---------------|--------------|
| FIRST DOWNS: | 12 | 19 |
| TIME OF POSSESSION: | 28:42 | 31:18 |
| TOTAL NET YARDS: (RU/PA): | 212 (104/108) | 434(215/219) |
| SACKS/YARDS | 7/33 | 3/17 |
| PUNTS/AVERAGE: | 7-51.6 | 4-48.0 |
| PENALTIES/YARDS: | 9/52 | 5/31 |
| FUMBLES/LOST: | 1/1 | 2/1 |

INDIVIDUAL STATISTICS


PASSING: CLE: D. Watson 28-15-125 (1 TD), J. Winston 1-1-16; **WAS:** J. Daniels 25-14-238 (1 TD), M. Mariota 3-1 -2.

RUSHING: CLE: J.Ford 9-47, D.Foreman 9-44, D.Watson 3-14, P.Strong 1-2, J.Winston 1- -3; **WAS:** J.Daniels 11-82, A.Ekeler 6-67, J.McNichols 7-44 (TD), B.Robinson 7-18 (2 TD), M.Mariota 2-2, T.McLaurin 1-2.

RECEIVING: CLE: A.Cooper 4-60, J.Akins 3-22 (TD), E.Moore 4-11, J.Ford 3-2, J.Jeudy 1-16, D.Foreman 1-16, D.Njoku 1-14; **WAS:** T.McLaurin 4-112, L.McCaffrey 3-19, D.Brown 2-57 (TD), A.Ekeler 2-30, Z.Ertz 2-10, O.Zaccheaus 1-10, B.Tremayne 1- -2.




WEEK 6



BROWNS 16
EAGLES 20

Oct. 13, 2024

Lincoln Financial Field, Philadelphia, PA



| TEAM | 1 | 2 | 3 | 4 | F |
|--------------|---|----|---|---|----|
| Cleveland | 0 | 10 | 0 | 6 | 16 |
| Philadelphia | 0 | 10 | 3 | 7 | 20 |

SCORING SUMMARY

TEAM Q TIME PLAY

| | | | |
|--------|---|-------|---|
| Eagles | 2 | 13:02 | J.Elliott 49 yd. Field Goal (14-58, 6:48) |
| Eagles | 2 | 7:17 | A.Brown 22 yd. pass from J.Hurts (J.Elliott kick) (10-84, 4:46) |
| Browns | 2 | 1:58 | D.Hopkins 43 yd. Field Goal (10-45, 5:19) |
| Browns | 2 | 0:14 | R.McLeod 50 yd. return of blocked field goal (D.Hopkins kick) |
| Eagles | 3 | 2:50 | J.Elliott 44 yd. Field Goal (7-27, 3:57) |
| Browns | 4 | 9:49 | D.Hopkins 49 yd. Field Goal (12-39, 8:01) |
| Eagles | 4 | 7:54 | D.Smith 45 yd. pass from J.Hurts (J.Elliott kick) (4-70, 1:55) |
| Browns | 4 | 3:54 | D.Hopkins 31 yd. Field Goal (9-57, 4:00) |

TEAM STATISTICS

| | CLE | PHI |
|---------------------------|---------------|--------------|
| FIRST DOWNS: | 14 | 19 |
| TIME OF POSSESSION: | 31:27 | 28:33 |
| TOTAL NET YARDS: (RU/PA): | 244 (100/144) | 372(116/256) |
| SACKS/YARDS | 5/24 | 1/8 |
| PUNTS/AVERAGE: | 4/55.8 | 3/48.7 |
| PENALTIES/YARDS: | 7/55 | 5/40 |
| FUMBLES/LOST: | 0/0 | 1/0 |

INDIVIDUAL STATISTICS

PASSING: CLE: D. Watson 23-16-168; **PHI:** J. Hurts 25-16-264 (2 TD).

RUSHING: CLE: P. Strong 8-43, D. Foreman 10-31, D. Watson 4-17, J. Ford 2-14, C. Tillman 1- -5; **PHI:** S. Barkley 18-47, J. Hurts 14-33, K. Gainwell 3-23, J. Dotson 1-13.

RECEIVING: CLE: D. Njoku 5-31, A. Cooper 4-42, P. Strong 2-35, D. Foreman 2-16, J. Jeudy 1-35, J. Darden 1-6, E. Moore 1-3; **PHI:** A. Brown 6-116(TD) , G. Calcaterra 4-67, D. Smith 3-64, S. Barkley 2-7, J. Dotson 1-10.



WEEK 7



BENGALS 21
BROWNS 14
Oct. 20, 2024
Huntington Bank Field, Cleveland, OH



| TEAM | 1 | 2 | 3 | 4 | F |
|------------|---|---|----|---|----|
| Cincinnati | 7 | 0 | 14 | 0 | 21 |
| Cleveland | 0 | 6 | 0 | 8 | 14 |

SCORING SUMMARY

TEAM Q TIME PLAY

| | | | |
|---------|---|-------|--|
| Bengals | 1 | 14:48 | C.Jones 100 yd. kickoff return (E.McPherson kick) (0-0, 0:12) |
| Browns | 2 | 0:56 | N.Chubb 1 yd. run (kick failed, wl) (12-78, 4:29) |
| Bengals | 3 | 7:56 | J.Chase 18 yd. pass from J.Burrow (E.McPherson kick) (5-65, 2:53) |
| Bengals | 3 | 1:30 | T.Higgins 25 yd. pass from J.Burrow (E.McPherson kick) (4-50, 1:55) |
| Browns | 4 | 1:27 | D.Njoku 8 yd. pass from J.Winston (J.Winston-C.Tillman pass) (12-60, 2:16) |

TEAM STATISTICS


| | CIN | CLE |
|---------------------------|--------------|-------------|
| FIRST DOWNS: | 12 | 18 |
| TIME OF POSSESSION: | 25:31 | 34:29 |
| TOTAL NET YARDS: (RU/PA): | 223 (59/164) | 336(77/259) |
| SACKS/YARDS | 3/17 | 2/13 |
| PUNTS/AVERAGE: | 8-44.3 | 7-50.7 |
| PENALTIES/YARDS: | 3/37 | 4/35 |
| FUMBLES/LOST: | 0/0 | 1/0 |

INDIVIDUAL STATISTICS

PASSING: CIN: J. Burrow 25-15-181 (2 TD); CLE: D.Thompson-Robinson 24-11-8, D. Watson 17-15-128, J.Winston 11-5-67 (TD).

RUSHING: CIN: C.Brown 15-44, J.Chase 1-11, Z.Moss 6-7, J.Burrow 3- -3; CLE: D.Thompson-Robinson 3-44, N.Chubb 11-22 (TD), P.Strong 3-6, D.Foreman 2-5, D.Watson 2-0.

RECEIVING: CIN: J.Chase 5-55 (TD), T.Higgins 4-82, Z.Moss 3-33, C.Brown 2-9, M.Gesicki 1-2; CLE: D.Njoku 10-76 (TD) , C.Tillman 8-81,E.Moore 6-41, J.Akins 4-42, J.Jeudy 1-18, N.Chubb 1-10, P.Strong 1-9.



WEEK 8



RAVENS 24
BROWNS 29
Oct. 27, 2024
Huntington Bank Field, Cleveland, OH



| TEAM | 1 | 2 | 3 | 4 | F |
|-----------|---|----|----|---|----|
| Baltimore | 0 | 10 | 7 | 7 | 24 |
| Cleveland | 3 | 3 | 14 | 9 | 29 |

SCORING SUMMARY

TEAM Q TIME PLAY

| | | | |
|--------|---|-------|--|
| Browns | 1 | 0:37 | D.Hopkins 28 yd. Field Goal (14-81, 8:08) |
| Ravens | 2 | 11:51 | J.Tucker 49 yd. Field Goal (7-40, 3:46) |
| Browns | 2 | 3:41 | D.Hopkins 33 yd. Field Goal (10-52, 5:39) |
| Ravens | 2 | 0:27 | N.Agholor 11 yd. pass from L.Jackson (J.Tucker kick) (2-25, 0:41) |
| Browns | 3 | 10:46 | D.Njoku 23 yd. pass from J.Winston (D.Hopkins kick) (8-70, 4:14) |
| Ravens | 3 | 4:42 | M.Andrews 7 yd. pass from L.Jackson (J.Tucker kick) (6-62, 2:59) |
| Browns | 3 | 2:01 | C.Tillman 22 yd. pass from J.Winston (D.Hopkins kick) (6-72, 2:41) |
| Browns | 4 | 4:55 | D.Hopkins 48 yd. Field Goal (8-32, 4:11) |
| Ravens | 4 | 2:36 | D.Henry 2 yd. run (J.Tucker kick) (6-91, 2:19) |
| Browns | 4 | 0:59 | C.Tillman 38 yd. pass from J.Winston (pass failed) (9-69, 1:37) |

TEAM STATISTICS

| | BAL | CLE |
|---------------------------|---------------|-------------|
| FIRST DOWNS: | 22 | 22 |
| TIME OF POSSESSION: | 28:54 | 31:06 |
| TOTAL NET YARDS: (RU/PA): | 387 (124/263) | 401(80/321) |
| SACKS/YARDS | 3/26 | 2/13 |
| PUNTS/AVERAGE: | 4/52.3 | 3/48.7 |
| PENALTIES/YARDS: | 7/53 | 7/74 |
| FUMBLES/LOST: | 0/0 | 1/1 |

INDIVIDUAL STATISTICS


PASSING: BAL: L. Jackson 38-23-289 (2 TD); CLE: J. Winston 41-27-334 (3 TD).

RUSHING: BAL: D. Henry 11-73 (TD), L. Jackson 8-46, J. Hill 2-5; CLE: N. Chubb 16-52, D.Foreman 5-26, J.Winston 2-2.

RECEIVING: BAL: Z. Flowers 7-111, M. Andrews 5-36, I. Likely 4-47, N. Agholor 3-36, R. Bateman 1-28, J. Hill 1-14, C. Kolar 1-9, D. Henry 1-4; CLE: E. Moore 8-85, C. Tillman 7-99 (2 TD), J.Jeudy 5-79, D. Njoku 5-61, G. Swaim 1-7, P. Strong 1-3.




WEEK 9



CHARGERS 27
BROWNS 10
Nov. 3, 2024

Huntington Bank Field, Cleveland, OH



| TEAM | 1 | 2 | 3 | 4 | F |
|-------------|---|----|---|---|----|
| Los Angeles | 7 | 13 | 0 | 7 | 27 |
| Cleveland | 0 | 3 | 0 | 7 | 10 |

SCORING SUMMARY

| TEAM | Q | TIME | PLAY |
|----------|---|------|--|
| Chargers | 1 | 6:49 | J.Palmer 28 yd. pass from J.Herbert (C.Dicker kick) (6-30, 3:44) |
| Browns | 2 | 9:30 | D.Hopkins 38 yd. Field Goal (10-34, 5:19) |
| Chargers | 2 | 8:01 | Q.Johnston 66 yd. pass from J.Herbert (kick failed, wl) (3-70, 1:29) |
| Chargers | 2 | 3:30 | J.Dobbins 16 yd. run (C.Dicker kick) (5-60, 2:47) |
| Chargers | 4 | 4:16 | J.Dobbins 7 yd. run (C.Dicker kick) (4-46, 2:14) |
| Browns | 4 | 0:44 | C.Tillman 17 yd. pass from J.Winston (D.Hopkins kick) (12-70, 3:32) |


| TEAM STATISTICS | LAC | CLE |
|---------------------------|--------------|-------------|
| FIRST DOWNS: | 13 | 21 |
| TIME OF POSSESSION: | 25:51 | 34:09 |
| TOTAL NET YARDS: (RU/PA): | 342 (96/246) | 292(79/213) |
| SACKS/YARDS | 6/22 | 6/36 |
| PUNTS/AVERAGE: | 7-47.1 | 6-53.0 |
| PENALTIES/YARDS: | 5/35 | 4/25 |
| FUMBLES/LOST: | 0/0 | 1/0 |

INDIVIDUAL STATISTICS

PASSING: LAC: J. Herbert 27-18-282 (2 TD); CLE: J. Winston 46-26-235 (1 TD).
RUSHING: LAC: J. Dobbins 14-85 (2 TD), K. Vidal 5-7, J. Herbert 3-2, Q. Johnston 1-2; CLE: N. Chubb 15-39, J. Winston 5-27, P. Strong 2-8, J.Ford 2-5.
RECEIVING: LAC: L. McConkey 5-64, Q. Johnston 4-118 (TD), J. Palmer 2-63 (TD), J. Dobbins 2-20, W. Dissly 2-9, H. Hurst 1-6, E. Tomlinson 1-2; CLE: J. Jeudy 7-73, C. Tillman 6-75, D. Njoku 5-29, J. Akins 3-32, E. Moore 3-28, J. Ford 1-2, N. Chubb 1- -4.




WEEK 11



BROWNS 14
SAINTS 35
Nov. 17, 2024

Caesars Superdome, New Orleans, LA



| TEAM | 1 | 2 | 3 | 4 | F |
|-------------|---|---|---|----|----|
| Cleveland | 6 | 0 | 8 | 0 | 14 |
| New Orleans | 7 | 7 | 0 | 21 | 35 |

SCORING SUMMARY

| TEAM | Q | TIME | PLAY |
|--------|---|-------|--|
| Saints | 1 | 9:54 | T.Hill 10 yd. run (B.Grupe kick) (6-49, 2:34) |
| Browns | 1 | 1:52 | J.Jeudy 89 yd. pass from J.Winston (pass failed) (1-89, 0:15) |
| Saints | 2 | 12:40 | M.Valdes-Scantling 71 yd. pass from D.Carr (B.Grupe kick) (3-80, 1:34) |
| Browns | 3 | 8:49 | E.Moore 30 yd. pass from J.Winston (J.Winston-D.Njoku pass) (8-92, 4:12) |
| Saints | 4 | 13:22 | T.Hill 33 yd. run (B.Grupe kick) (9-77, 4:56) |
| Saints | 4 | 6:04 | J.Johnson 1 yd. pass from D.Carr (B.Grupe kick) (6-35, 2:56) |
| Saints | 4 | 2:26 | T.Hill 75 yd. run (B.Grupe kick) (2-78, 0:17) |

| TEAM STATISTICS | CLE | NO |
|---------------------------|--------------|---------------|
| FIRST DOWNS: | 22 | 19 |
| TIME OF POSSESSION: | 29:22 | 30:38 |
| TOTAL NET YARDS: (RU/PA): | 443 (66/377) | 473 (214/259) |
| SACKS/YARDS | 3/18 | 1/7 |
| PUNTS/AVERAGE: | 5/45.6 | 3/36.7 |
| PENALTIES/YARDS: | 3/14 | 5/41 |
| FUMBLES/LOST: | 0/0 | 2/1 |

INDIVIDUAL STATISTICS

PASSING: CLE: J. Winston 46-30-395, D. Thompson-Robinson 1-0-0; NO: D. Carr 27-21-248 (2 TD), T. Hill 2-1-18.
RUSHING: CLE: N. Chubb 11-50, J. Ford 5-10, J. Winston 1-8, P. Strong 2-5, K. Toney 1- -7; NO: T. Hill 7-138 (3 TD), A. Kamara 16-67, D. Carr 1-8, J. Mims 2-3, J. Haener 2- -2.
RECEIVING: CLE: D. Njoku 9-81, J. Jeudy 6-142, E. Moore 6-66, J. Ford 4-29, C. Tillman 3-47, J. Akins 1-19, J. Thrash 1-11; NO: T. Hill 8-50, A. Kamara 4-22, F. Moreau 3-50, J. Johnson 3-30, M. Valdes-Scantling 2-87, K. Austin 1-18, D. Pettis 1-9.



WEEK 12



STEELERS 19
BROWNS 24
Nov. 21, 2024
Huntington Bank Field, Cleveland, OH



| TEAM | 1 | 2 | 3 | 4 | F |
|------------|---|----|---|----|----|
| Pittsburgh | 0 | 3 | 3 | 13 | 19 |
| Cleveland | 0 | 10 | 0 | 14 | 24 |

SCORING SUMMARY

| TEAM | Q | TIME | PLAY |
|----------|---|-------|---|
| Steelers | 2 | 10:53 | C.Boswell 48 yd. Field Goal (10-59, 6:08) |
| Browns | 2 | 4:00 | N.Chubb 2 yd. run (D.Hopkins kick) (12-80, 6:53) |
| Browns | 2 | 0:40 | D.Hopkins 34 yd. Field Goal (6-15, 2:31) |
| Steelers | 3 | 1:56 | C.Boswell 28 yd. Field Goal (13-71, 7:13) |
| Browns | 4 | 12:16 | J.Winston 2 yd. run (J.Winston-D.Njoku pass) (10-65, 4:40) |
| Steelers | 4 | 7:57 | J.Warren 3 yd. run (C.Boswell kick) (7-69, 4:19) |
| Steelers | 4 | 6:15 | C.Austin 23 yd. pass from R.Wilson (pass failed) (3-27, 0:50) |
| Browns | 4 | 0:57 | N.Chubb 2 yd. run (pass failed) |

TEAM STATISTICS

| | PIT | CLE |
|---------------------------|---------------|--------------|
| FIRST DOWNS: | 17 | 17 |
| TIME OF POSSESSION: | 35:02 | 24:58 |
| TOTAL NET YARDS: (RU/PA): | 368 (120/248) | 304 (85/219) |
| SACKS/YARDS | 4/22 | 1/0 |
| PUNTS/AVERAGE: | 1/15.0 | 3/30.7 |
| PENALTIES/YARDS: | 6/39 | 8/48 |
| FUMBLES/LOST: | 2/1 | 3/2 |

INDIVIDUAL STATISTICS

PASSING: PIT: R. Wilson 28-21-270 (1 TD); CLE: J. Winston 27-18-219.
RUSHING: PIT: J. Warren 11-45 (1 TD), N. Harris 16-41, J. Fields 3-26, R. Wilson 3-10, C. Patterson 1- -2; CLE: N. Chubb 20-59 (2 TD), J. Ford 4-19, J. Winston, 3-7 (1 TD).
RECEIVING: PIT: P. Freiemuth 4-59, G. Pickens 4-48, C. Austin 3-78 (1 TD), J. Warren 3-19, D. Washington 3-14, V. Jefferson 2-39, N. Harris 2-13; CLE: J. Jeudy 6-85, J. Akins 3-38, E. Moore 3-21, C. Tillman 2-28, B. Whiteheart 1-29, D. Njoku 1-9, J. Ford 1-8, N. Chubb 1-1.



WEEK 13



BROWNS 32
BRONCOS 41
Dec. 2, 2024
Empower Field at Mile High, Denver, CO



| TEAM | 1 | 2 | 3 | 4 | F |
|-----------|---|----|----|----|----|
| Cleveland | 7 | 10 | 8 | 7 | 32 |
| Denver | 7 | 14 | 10 | 10 | 41 |

SCORING SUMMARY

| TEAM | Q | TIME | PLAY |
|---------|---|-------|--|
| Broncos | 1 | 4:13 | J.Williams 2 yd. run (W.Lutz kick) (12-63, 6:03) |
| Browns | 1 | 1:09 | D.Njoku 8 yd. pass from J.Winston (D.Hopkins kick) (5-70, 3:04) |
| Browns | 2 | 8:49 | D.Hopkins 45 yd. Field Goal (9-42, 3:43) |
| Broncos | 2 | 4:03 | M.Burton 1 yd. run (W.Lutz kick) (6-67, 3:04) |
| Broncos | 2 | 1:38 | N.Bonitto 71 yd. interception return (W.Lutz kick) 10 21 |
| Browns | 2 | 0:13 | D.Njoku 4 yd. pass from J.Winston (D.Hopkins kick) (11-70, 1:25) |
| Broncos | 3 | 10:01 | M.Mims 93 yd. pass from B.Nix (W.Lutz kick) (3-92, 0:33) |
| Browns | 3 | 9:50 | J.Jeudy 70 yd. pass from J.Winston (J.Winston-J.Jeudy pass) (1-70, 0:11) |
| Broncos | 3 | 1:52 | W.Lutz 36 yd. Field Goal (10-78, 4:06) |
| Browns | 4 | 8:57 | N.Chubb 5 yd. pass from J.Winston (D.Hopkins kick) (9-72, 3:34) |
| Broncos | 4 | 2:54 | W.Lutz 27 yd. Field Goal (11-61, 6:03) |
| Broncos | 4 | 1:48 | J.McMillian 44 yd. interception return (W.Lutz kick) |

TEAM STATISTICS

| | CLE | DEN |
|---------------------------|--------------|---------------|
| FIRST DOWNS: | 28 | 19 |
| TIME OF POSSESSION: | 32:10 | 27:50 |
| TOTAL NET YARDS: (RU/PA): | 552 (77/475) | 400 (106/294) |
| SACKS/YARDS | 2/8 | 8/48 |
| PUNTS/AVERAGE: | 6/52.0 | 5/51.2 |
| PENALTIES/YARDS: | 5/46 | 4/57 |
| FUMBLES/LOST: | 0/0 | 0/0 |

INDIVIDUAL STATISTICS

PASSING: CLE: J. Winston 58-34-497 (4 TD); DEN: B. Nix 35-18-294 (1 TD).
RUSHING: CLE: J. Ford 9-41, N. Chubb 9-21, J. Winston 3-11, K. Toney 1-3, E. Moore 1-1; DEN: J. McLaughlin 14-84, A. Estime 3-12, B. Nix 3-4, M. Mims 1-4, J. Williams 4-1 (1 TD), M. Burton 1-1 (1 TD).
RECEIVING: CLE: J. Jeudy 9-235 (1 TD), D. Njoku 9-52 (2 TD), E. Moore 8-111, M. Woods 3-43, N. Chubb 2-24 (1 TD), J. Thrash 2-11, J. Ford 1-21; DEN: C. Sutton 6-102, M. Mims 3-105 (1 TD), L.



2024 BROWNS W-L RECORD BREAKDOWN

| | 2024 SEASON | | | | 2023 SEASON | | | |
|-----------------------------------|-------------|----------|------|------|-------------|----------|------|------|
| | OVERALL | VS. AFCN | HOME | ROAD | OVERALL | VS. AFCN | HOME | ROAD |
| Overall | 3-9 | 2-1 | 2-4 | 1-5 | 11-6 | 3-3 | 8-1 | 3-5 |
| On grass | 3-8 | 2-1 | 2-4 | 1-5 | 9-3 | 3-2 | 8-1 | 1-2 |
| On artificial surfaces | 0-1 | 0-0 | 0-0 | 0-1 | 2-3 | 0-1 | 0-0 | 2-3 |
| When scoring first | 2-3 | 1-0 | 1-2 | 1-1 | 8-1 | 2-0 | 7-0 | 2-1 |
| When opponent scores first | 1-6 | 1-1 | 1-2 | 0-4 | 3-5 | 1-3 | 2-1 | 1-4 |
| In overtime | 0-0 | 0-0 | 0-0 | 0-0 | 0-0 | 0-0 | 0-0 | 0-0 |
| When leading after first quarter | 1-1 | 1-0 | 1-0 | 1-1 | 6-0 | 2-0 | 5-0 | 1-0 |
| When leading at halftime | 2-0 | 1-0 | 1-0 | 1-0 | 8-0 | 2-0 | 6-0 | 2-0 |
| When leading after third quarter | 3-0 | 2-0 | 2-0 | 1-0 | 7-2 | 2-1 | 7-0 | 1-2 |
| When trailing after first quarter | 0-4 | 0-1 | 0-3 | 0-2 | 3-6 | 1-3 | 1-1 | 2-5 |
| When trailing at halftime | 1-6 | 1-1 | 1-4 | 0-3 | 3-6 | 1-3 | 1-1 | 1-5 |
| When trailing after third quarter | 0-7 | 0-1 | 0-4 | 0-4 | 3-4 | 1-2 | 0-1 | 2-3 |
| When tied at halftime | 0-2 | 0-0 | 0-0 | 0-2 | 1-0 | 0-0 | 1-0 | 0-0 |
| On Sunday | 2-8 | 1-1 | 1-4 | 1-4 | 10-3 | 3-2 | 8-1 | 2-4 |
| On Monday | 0-1 | 0-0 | 0-0 | 0-1 | 0-1 | 0-1 | 0-0 | 0-1 |
| On Thursday | 1-0 | 1-0 | 1-0 | 0-0 | 1-0 | 0-0 | 1-0 | 0-0 |
| On Saturday | 0-0 | 0-0 | 0-0 | 0-0 | 0-0 | 0-0 | 0-0 | 0-0 |
| Day games (before 5 p.m.) | 2-8 | 1-1 | 1-4 | 1-4 | 10-5 | 2-2 | 8-1 | 1-4 |
| Night games (after 5 p.m.) | 1-1 | 1-0 | 1-0 | 0-1 | 1-1 | 0-1 | 1-0 | 0-1 |
| When CLE had 100-yard rusher | 0-0 | 0-0 | 0-0 | 0-0 | 2-1 | 2-1 | 1-0 | 1-1 |
| When CLE had 100-yard receiver | 0-2 | 0-0 | 0-0 | 0-2 | 6-0 | 0-0 | 5-0 | 1-0 |
| When CLE had 300-yard passer | 1-2 | 0-0 | 1-0 | 0-2 | 4-0 | 0-0 | 4-0 | 0-0 |
| When OPP had 100-yard rusher | 0-1 | 0-0 | 0-0 | 0-1 | 1-1 | 1-1 | 1-0 | 0-1 |
| When OPP had 100-yard receiver | 1-4 | 1-0 | 1-1 | 0-3 | 1-2 | 0-1 | 1-0 | 1-2 |
| When OPP had 300-yard passer | 0-0 | 0-0 | 0-0 | 0-0 | 1-0 | 0-0 | 0-0 | 0-0 |

2024 REPLAYS AND CHALLENGES

| BROWNS CHALLENGES (0/0) | | | | {2024 BROWNS CHALLENGES} |
|---------------------------|------|---------|---|--------------------------|
| DATE | OPP. | TIME | INITIAL CALL | DECISION |
| | | | | |
| OPPONENT CHALLENGES (1/1) | | | | |
| DATE | OPP. | TIME | INITIAL CALL | DECISION |
| 10/14 | PHI | Q1 5:26 | Philadelphia challenged the passer was not down by contact ruling | Reversed |

2024 STARTING LINEUPS AND INACTIVES

OFFENSIVE GAME-BY-GAME STARTERS

| GAME | OPP. | WR | LT | LG | C | RG | RT | TE | WR | WR | QB | RB |
|-------|--------|------------|-----------|------------|-----------|-----------|------------|---------------|----------------|----------|------------|------------|
| 9/8 | DAL | J. Jeudy | J. Hudson | J. Bitonio | E. Pocic | W. Teller | D. Jones | D. Njoku | A. Cooper | E. Moore | D. Watson | J. Ford |
| 9/15 | at JAX | A. Cooper | J. Hudson | J. Bitonio | E. Pocic | W. Teller | D. Jones | Z. Zinter (T) | N. Harris (FB) | E. Moore | D. Watson | D. Foreman |
| 9/22 | NYG | A. Cooper | J. Wills | J. Bitonio | E. Pocic | W. Teller | D. Jones | J. Akins | C. Tillman | J. Jeudy | D. Watson | J. Ford |
| 9/29 | at LV | J. Jeudy | J. Hudson | J. Bitonio | E. Pocic | Z. Zinter | D. Jones | J. Akins | A. Cooper | E. Moore | D. Watson | J. Ford |
| 10/6 | at WAS | A. Cooper | J. Wills | J. Bitonio | E. Pocic | Z. Zinter | D. Jones | D. Njoku | J. Jeudy | E. Moore | D. Watson | D. Foreman |
| 10/13 | at PHI | A. Cooper | J. Wills | J. Bitonio | N. Harris | M. Dunn | J. Conklin | D. Njoku | E. Moore | J. Jeudy | D. Watson | J. Ford |
| 10/20 | CIN | J. Darden | J. Wills | J. Bitonio | E. Pocic | M. Dunn | J. Conklin | D. Njoku | C. Tillman | J. Jeudy | D. Watson | N. Chubb |
| 10/27 | BAL | C. Tillman | D. Jones | J. Bitonio | E. Pocic | W. Teller | J. Conklin | D. Njoku | G. Swaim (TE) | J. Jeudy | J. Winston | N. Chubb |
| 11/3 | LAC | C. Tillman | D. Jones | J. Bitonio | E. Pocic | W. Teller | J. Conklin | D. Njoku | E. Moore | J. Jeudy | J. Winston | N. Chubb |
| 11/17 | NO | C. Tillman | D. Jones | J. Bitonio | E. Pocic | W. Teller | J. Conklin | D. Njoku | G. Swaim (TE) | J. Jeudy | J. Winston | N. Chubb |
| 11/21 | PIT | C. Tillman | G. Ifedi | J. Bitonio | E. Pocic | W. Teller | J. Conklin | D. Njoku | E. Moore | J. Jeudy | J. Winston | N. Chubb |
| 12/2 | at DEN | J. Jeudy | G. Ifedi | J. Bitonio | E. Pocic | W. Teller | J. Conklin | D. Njoku | J. Akins (TE) | E. Moore | J. Winston | N. Chubb |
| 12/8 | at PIT | | | | | | | | | | | |
| 12/15 | KC | | | | | | | | | | | |
| 12/19 | at CIN | | | | | | | | | | | |
| 12/29 | MIA | | | | | | | | | | | |
| TBD | at BAL | | | | | | | | | | | |

DEFENSIVE GAME-BY-GAME STARTERS

| GAME | OPP. | DE | DT | DT | DE | LB | LB | CB | CB | CB | S | S |
|-------|--------|------------|--------------|-----------|--------------|------------|-------------------|---------|----------------|-----------------|-----------|--------------|
| 9/8 | DAL | M. Garrett | D. Tomlinson | M. Hurst | Z. Smith | J. Hicks | J. Owusu-Koramoah | D. Ward | G. Newsome | M. Emerson | G. Delpit | J. Thornhill |
| 9/15 | at JAX | M. Garrett | D. Tomlinson | S. Harris | Z. Smith | J. Hicks | J. Owusu-Koramoah | D. Ward | G. Newsome | M. Emerson | G. Delpit | R. Hickman |
| 9/22 | NYG | M. Garrett | D. Tomlinson | S. Harris | Z. Smith | J. Hicks | J. Owusu-Koramoah | D. Ward | D. Bush (LB) | M. Emerson | G. Delpit | R. Hickman |
| 9/29 | at LV | M. Garrett | D. Tomlinson | S. Harris | Z. Smith | J. Hicks | J. Owusu-Koramoah | D. Ward | G. Newsome | R. McLeod (S) | G. Delpit | R. Hickman |
| 10/6 | at WAS | M. Garrett | D. Tomlinson | S. Harris | Z. Smith | D. Bush | J. Owusu-Koramoah | D. Ward | G. Newsome | M. Emerson | G. Delpit | R. Hickman |
| 10/13 | at PHI | M. Garrett | D. Tomlinson | S. Harris | Z. Smith | M. Diabate | J. Owusu-Koramoah | D. Ward | M. Hurst (DT) | M. Emerson | R. McLeod | D. Bell |
| 10/20 | CIN | M. Garrett | D. Tomlinson | S. Harris | Z. Smith | J. Hicks | J. Owusu-Koramoah | D. Ward | D. Bush (LB) | M. Emerson | G. Delpit | J. Thornhill |
| 10/27 | BAL | M. Garrett | D. Tomlinson | S. Harris | Z. Smith | D. Bush | J. Owusu-Koramoah | D. Ward | N. Watson (LB) | M. Diabate (LB) | G. Delpit | J. Thornhill |
| 11/3 | LAC | M. Garrett | D. Tomlinson | S. Harris | Z. Smith | D. Bush | M. Diabate | D. Ward | W. Reid (LB) | M. Emerson | G. Delpit | J. Thornhill |
| 11/17 | NO | M. Garrett | D. Tomlinson | S. Harris | O. Okoronkwo | D. Bush | M. Diabate | D. Ward | J. Hicks (LB) | M. Emerson | G. Delpit | J. Thornhill |
| 11/21 | PIT | M. Garrett | D Tomlinson | S. Harris | O. Okoronkwo | D. Bush | M. Diabate | D. Ward | J. Hicks (LB) | M. Emerson | G. Delpit | J. Thornhill |
| 12/2 | at DEN | M. Garrett | D Tomlinson | S. Harris | O. Okoronkwo | D. Bush | M. Diabate | D. Ward | J. Hicks (LB) | M. Emerson | G. Delpit | R. Hickman |
| 12/8 | at PIT | | | | | | | | | | | |
| 12/15 | KC | | | | | | | | | | | |
| 12/19 | at CIN | | | | | | | | | | | |
| 12/29 | MIA | | | | | | | | | | | |
| TBD | at BAL | | | | | | | | | | | |

GAME-BY-GAME INACTIVES

| GAME | OPP. | | | | | | | | |
|-------|--------|------------------------|----------------|----------------|--------------|----------------|----------------|--------------|--|
| 9/8 | DAL | QB D.Thompson-Robinson | CB K.Hailassie | CB M.Harden | DE I.McGuire | G J.Cohen | T J.Wills | T J.Conklin | |
| 9/15 | at JAX | QB D.Thompson-Robinson | CB K.Hailassie | G J.Cohen | T J.Wills | T J.Conklin | WR J.Thrash | TE D.Njoku | |
| 9/22 | NYG | QB D.Thompson-Robinson | RB P.Strong | CB K.Hailassie | G J.Cohen | T J.Conklin | WR J.Thrash | TE D.Njoku | |
| 9/29 | at LV | QB D.Thompson-Robinson | RB P.Strong | CB K.Hailassie | T J.Wills | T J.Conklin | WR J.Thrash | TE D.Njoku | |
| 10/6 | at WAS | QB D.Thompson-Robinson | CB K.Hailassie | LB J.Hicks | T J.Hudson | G J.Cohen | T J.Conklin | WR J.Thrash | |
| 10/13 | at PHI | QB D.Thompson-Robinson | S G.Delpit | S R.Hickman | C E.Pocic | LB J.Hicks | DT Q.Jefferson | WR J.Thrash | |
| 10/20 | CIN | CB K.Hailassie | S R.Hickman | RB J.Ford | LB N.Watson | DT Q.Jefferson | | | |
| 10/27 | BAL | QB B.Zappe | S R.Hickman | RB J.Ford | LB J.Hicks | T J.Wills | DT Q.Jefferson | | |
| 11/3 | LAC | QB B.Zappe | RB D.Foreman | LB J.Hicks | G G.Ifedi | DT Q.Jefferson | | | |
| 11/17 | NO | QB B.Zappe | WR J.Darden | RB D.Foreman | DB C.Anusiem | T J.Wills | | | |
| 11/21 | PIT | QB B.Zappe | RB D. Foreman | DB C. Anusiem | T J. Wills | TE G. Swaim | | | |
| 12/2 | at DEN | S J.Thornhill | WR C.Tillman | RB D.Foreman | DB C.Anusiem | T.J.Wills | DE S.Kamara | DE J.Houston | |
| 12/8 | at PIT | | | | | | | | |
| 12/15 | KC | | | | | | | | |
| 12/19 | at CIN | | | | | | | | |
| 12/29 | MIA | | | | | | | | |
| TBD | at BAL | | | | | | | | |

2024 DEFENSIVE GAME-BY-GAME STATS

| INTERCEPTIONS | | | | | | |
|---------------|--------|-----|-------|----|----|---------------------|
| GAME | OPP. | NO. | YARDS | LG | TD | PLAYERS |
| 9/8 | DAL | 0 | 0 | 0 | 0 | N/A |
| 9/15 | JAX | 0 | 0 | 0 | 0 | N/A |
| 9/22 | NYG | 0 | 0 | 0 | 0 | N/A |
| 9/29 | at LV | 1 | 0 | 0 | 0 | J. Owusu-Koramoah |
| 10/6 | at WAS | 0 | 0 | 0 | 0 | N/A |
| 10/13 | at PHI | 0 | 0 | 0 | 0 | N/A |
| 10/20 | CIN | 0 | 0 | 0 | 0 | N/A |
| 10/27 | BAL | 0 | 0 | 0 | 0 | N/A |
| 11/3 | LAC | 0 | 0 | 0 | 0 | N/A |
| 11/17 | NO | 1 | 0 | 0 | 0 | D. Ward |
| 11/21 | PIT | 0 | 0 | 0 | 0 | N/A |
| 12/2 | at DEN | 2 | -2 | -2 | 0 | D. Ward, G. Newsome |
| 12/8 | at PIT | | | | | |
| 12/15 | KC | | | | | |
| 12/19 | at CIN | | | | | |
| 12/29 | MIA | | | | | |
| TBD | at BAL | | | | | |
| TOTALS | | 4 | -2 | -2 | 0 | |

| FUMBLES | | | | | | |
|----------------|--------|-----|--------------------------------|-------------------|---------------------------|--|
| FUMBLES FORCED | | | | FUMBLES RECOVERED | | |
| GAME | OPP. | NO. | PLAYERS | NO. | PLAYERS | |
| 9/8 | DAL | 1 | M. Garrett | 0 | N/A | |
| 9/15 | JAX | 1 | M. Garrett | 0 | N/A | |
| 9/22 | NYG | 2 | T. Brown, S. Harris | 2 | G. Delpit, R. Hickman | |
| 9/29 | at LV | 1 | I. McGuire | 2 | R. McLeod (TD), D. Watson | |
| 10/6 | at WAS | 2 | M. Emerson, J. Owusus-Koramoah | 1 | M. Emerson | |
| 10/13 | at PHI | 0 | N/A | 0 | N/A | |
| 10/20 | CIN | 0 | N/A | 0 | N/A | |
| 10/27 | BAL | 0 | N/A | 0 | N/A | |
| 11/3 | LAC | 0 | N/A | 0 | N/A | |
| 11/17 | NO | 2 | D. Ward, O. Okoronkwo | 1 | D. Ward | |
| 11/21 | PIT | 1 | M. Garrett | 1 | W. Reid | |
| 12/2 | at DEN | 0 | N/A | 0 | N/A | |
| 12/8 | at PIT | | | | | |
| 12/15 | KC | | | | | |
| 12/19 | at CIN | | | | | |
| 12/29 | MIA | | | | | |
| TBD | at BAL | | | | | |
| TOTAL | | 10 | | 7 | | |

| QUARTERBACK SACKS | | | | |
|-------------------|--------|-----|-------|--|
| GAME | OPP. | NO. | YARDS | PLAYERS |
| 9/8 | DAL | 3 | 16 | M. Garrett (1), D. Tomlinson (1), Z. Smith (1) |
| 9/15 | JAX | 4 | 24 | J. Hicks (1), M. Garrett (1), A. Wright (1), Q. Jefferson (1) |
| 9/22 | NYG | 2 | 8 | Z. Smith (1), O. Okoronkwo (1) |
| 9/29 | at LV | 2 | 14 | M. Garrett (2) |
| 10/6 | at WAS | 3 | 17 | W. Reid (.5), D. Tomlinson (.5), J. Owusu-Koramoah (1), Z. Smith (1) |
| 10/13 | at PHI | 1 | 8 | J. Owusus-Koramoah (1) |
| 10/20 | CIN | 3 | 17 | I. McGuire (.5), Z. Smith (1), S. Harris (1), M. Hurst (.5) |
| 10/27 | BAL | 3 | 26 | J. Owusu-Koramoah (1), Z. Smith (1), O. Okoronkwo (1) |
| 11/3 | LAC | 6 | 36 | S. Harris (.5), D. Bush (1), D. Tomlinson (1.5), M. Garrett (3) |
| 11/17 | NO | 1 | 7 | O. Okoronkwo (1) |
| 11/21 | PIT | 4 | 22 | J. Hicks (1), M. Garrett (3) |
| 12/2 | at DEN | 0 | 0 | N/A |
| 12/8 | at PIT | | | |
| 12/15 | KC | | | |
| 12/19 | at CIN | | | |
| 12/29 | MIA | | | |
| TBD | at BAL | | | |
| TOTAL | | 32 | 195 | |

2024 CLEVELAND BROWNS INDIVIDUAL BESTS

BROWNS

| | |
|------------------------------|---|
| LONGEST RUN FROM SCRIMMAGE: | 36, J. Ford, at JAX (9/15) |
| LONGEST TOUCHDOWN RUN: | 9, D. Watson, at JAX (9/15) |
| LONGEST PASS COMPLETION: | 89, J. Jeudy, at NO (11/17) |
| LONGEST TOUCHDOWN PASS: | 89, J. Jeudy, at NO (11/17) |
| LONGEST PUNT RETURN: | 28, J. Darden, vs. DAL (9/8) |
| LONGEST KICKOFF RETURN: | 29, D. Foreman, at LV (9/29), 29, D. Foreman, at WAS (10/6) |
| MOST INTERCEPTIONS: | 1, J. Owusu-Koramoah, at WAS (10/6), 1, D. Ward, at NO (11/17), 1, D. Ward at DEN (12/2), 1, G. Newsome at DEN (12/2) |
| LONGEST INTERCEPTION RETURN: | |
| LONGEST PUNT: | 84, C. Bojorquez, at LV (9/29) |
| LONGEST FIELD GOAL: | 56, D. Hopkins, at LV (9/29) |
| MOST RUSHING ATTEMPTS: | 20, N. Chubb, vs. PIT (11/21) |
| MOST RUSHING YARDS: | 64, J. Ford, at JAX (9/15) |
| MOST PASS ATTEMPTS: | 58, J. Winston, at DEN (12/2) |
| MOST PASS COMPLETIONS: | 34, J. Winston, at DEN (12/2) |
| MOST YARDS PASSING: | 497, J. Winston, at DEN (12/2) |
| MOST RECEPTIONS: | 10, D. Njoku, vs. CIN (10/20) |
| MOST YARDS RECEIVING: | 235, J. Jeudy, at DEN (12/2) |
| MOST INTERCEPTIONS THROWN: | 3, J. Winston, vs. LAC (11/3), 3, J. Winston, at DEN (12/2) |
| MOST RUSHING TOUCHDOWNS: | 2, N. Chubb vs. PIT (11/21) |
| MOST TOUCHDOWN PASSES: | 4, J. Winston, at DEN (12/2) |
| MOST TOUCHDOWN RECEPTIONS: | 2, A. Cooper, vs. NYG (9/22), 2, C. Tillman, vs. BAL (10/27), 2, D. Njoku at DEN (12/2) |
| MOST QB SACKS: | 3, M. Garrett, vs. LAC (11/3), 3, M. Garrett, vs. PIT (11/21) |

OPPONENTS

| | |
|------------------------------|--|
| LONGEST RUN FROM SCRIMMAGE: | 75, T. Hill, at NO (11/17) |
| LONGEST TOUCHDOWN RUN: | 75, T. Hill, at NO (11/17) |
| LONGEST PASS COMPLETION: | 93, M. Mims, at DEN (12/2) |
| LONGEST TOUCHDOWN PASS: | 93, M. Mims, at DEN (12/2) |
| LONGEST PUNT RETURN: | 60, K. Turpin, vs. DAL (9/8) |
| LONGEST KICKOFF RETURN: | 100, C. Jones, vs. CIN (9/8) |
| MOST INTERCEPTIONS: | 1, E. Kendricks, vs. DAL (9/8), T. Diggs, vs. DAL (9/8), 1, T. Moehrig, at LV (9/29), 1, A. Gilman, vs. LAC (11/3), 1, T. Still, vs. LAC (11/3), 1, E. Molden, vs. LAC (11/3), 1, D. Jackson, vs. PIT (11/21), 1, N. Bonitto at DEN (12/2), 1, C. Barton at DEN (12/2), 1, J. McMillian, at DEN (12/2) |
| LONGEST INTERCEPTION RETURN: | 71, N. Bonitto, at DEN (12/2) |
| LONGEST PUNT: | 67, J. Gillan, vs. NYG (9/22), 67, A. Cole, at LV (9/29) |
| LONGEST FIELD GOAL: | 57, B. Aubrey, vs. DAL (9/8) |
| MOST RUSHING ATTEMPTS: | 18, S. Barkley, at PHI (10/13) |
| MOST RUSHING YARDS: | 138, T. Hill, at NO (11/17) |
| MOST PASS ATTEMPTS: | 38, L. Jackson, vs. BAL (10/27) |
| MOST PASS COMPLETIONS: | 24, D. Jones, vs. NYG (9/22) |
| MOST YARDS PASSING: | 294, B. Nix, at DEN (12/2) |
| MOST RECEPTIONS: | 8, M. Nabers, vs. NYG (9/22), 8, T. Hill, at NO (11/17) |
| MOST YARDS RECEIVING: | 118, Q. Johnston, vs. LAC (11/3) |
| MOST INTERCEPTIONS THROWN: | 2, B. Nix, at DEN (12/2) |
| MOST RUSHING TOUCHDOWNS: | 3, T. Hill, at NO (11/17) |
| MOST TOUCHDOWN PASSES: | 2, D. Prescott, vs. DAL (9/8), 2, D. Jones, vs. NYG (9/22), 2, J. Hurts, vs. PHI (10/13), 2, J. Burrow, vs. CIN (10/20), 2, L. Jackson, vs. BAL (10/27), 2, J. Herbert, vs. LAC (11/3), 2, D. Carr, at NO (11/17) |
| MOST TOUCHDOWN RECEPTIONS: | 2, M. Nabers, vs. NYG (9/22) |
| MOST QB SACKS: | 2.5, F. Luvu, at WAS (10/6), 2.5 T. Tuipulotu, vs. LAC (11/3) |

2024 BROWNS TEAM SCORING

| GAME | OPP. | BROWNS | | | | | | OPPONENTS | | | | | |
|--------|--------|--------|-----|-----|-----|----|-------|-----------|-----|-----|-----|----|-------|
| | | 1ST | 2ND | 3RD | 4TH | OT | TOTAL | 1ST | 2ND | 3RD | 4TH | OT | TOTAL |
| 9/8 | DAL | 3 | 0 | 7 | 7 | 0 | 17 | 7 | 13 | 10 | 3 | 0 | 33 |
| 9/15 | JAX | 7 | 6 | 3 | 2 | 0 | 18 | 0 | 3 | 7 | 3 | 0 | 13 |
| 9/22 | NYG | 7 | 0 | 7 | 8 | 0 | 15 | 7 | 14 | 0 | 0 | 0 | 21 |
| 9/29 | at LV | 10 | 0 | 0 | 6 | 0 | 16 | 0 | 10 | 10 | 0 | 0 | 20 |
| 10/6 | at WAS | 0 | 3 | 3 | 7 | 0 | 13 | 7 | 17 | 10 | 0 | 0 | 34 |
| 10/13 | at PHI | 0 | 10 | 0 | 6 | 0 | 16 | 0 | 10 | 3 | 7 | 0 | 20 |
| 10/20 | CIN | 0 | 6 | 0 | 8 | 0 | 14 | 7 | 0 | 14 | 0 | 0 | 21 |
| 10/27 | BAL | 3 | 3 | 14 | 9 | 0 | 29 | 0 | 10 | 7 | 7 | 0 | 24 |
| 11/3 | LAC | 0 | 3 | 0 | 7 | 0 | 10 | 7 | 13 | 0 | 7 | 0 | 27 |
| 11/17 | NO | 6 | 0 | 8 | 0 | 0 | 14 | 7 | 7 | 0 | 21 | 0 | 35 |
| 11/21 | PIT | 0 | 10 | 0 | 14 | 0 | 24 | 0 | 3 | 3 | 13 | 0 | 19 |
| 12/2 | at DEN | 7 | 10 | 8 | 7 | 0 | 32 | 7 | 14 | 10 | 10 | 0 | 41 |
| 12/8 | at PIT | | | | | | | | | | | | |
| 12/15 | KC | | | | | | | | | | | | |
| 12/19 | at CIN | | | | | | | | | | | | |
| 12/29 | MIA | | | | | | | | | | | | |
| TBD | at BAL | | | | | | | | | | | | |
| TOTALS | | 37 | 51 | 50 | 81 | 0 | 218 | 49 | 114 | 74 | 71 | 0 | 308 |

2024 TURNOVER TABLE

| GAME | OPP. | TAKEAWAYS | | | | GIVEAWAYS | | | | | RESULT |
|-------|--------|-----------|------|-------|-----|-----------|-----|-------|---------|------------|----------|
| | | FUMBLES | INTS | TOTAL | PTS | FUMBLES | INT | TOTAL | PTS OFF | DIFFERENCE | |
| 9/8 | DAL | 0 | 0 | 0 | 0 | 0 | 2 | 2 | 3 | -2 | L, 17-33 |
| 9/15 | JAX | 1 | 0 | 1 | 0 | 1 | 0 | 1 | 0 | 0 | W, 18-13 |
| 9/22 | NYG | 2 | 0 | 2 | 0 | 2 | 0 | 2 | 0 | 0 | L, 21-16 |
| 9/29 | at LV | 1 | 0 | 1 | 6 | 0 | 1 | 1 | 0 | 0 | L, 20-16 |
| 10/6 | at WAS | 1 | 1 | 2 | 0 | 1 | 0 | 1 | 0 | +1 | L, 34-13 |
| 10/13 | at PHI | 0 | 0 | 0 | 0 | 0 | 0 | 0 | 0 | 0 | L, 20-16 |
| 10/20 | CIN | 0 | 0 | 0 | 0 | 0 | 0 | 0 | 0 | -2 | L, 21-14 |
| 10/27 | BAL | 0 | 0 | 0 | 0 | 1 | 0 | 1 | 0 | -1 | W, 29-24 |
| 11/3 | LAC | 0 | 0 | 0 | 0 | 0 | 3 | 3 | 0 | -3 | L, 27-10 |
| 11/17 | NO | 2 | 1 | 3 | 0 | 0 | 0 | 0 | 0 | +2 | L, 35-14 |
| 11/21 | PIT | 1 | 0 | 1 | 3 | 2 | 1 | 3 | 6 | -2 | W, 24-19 |
| 12/2 | at DEN | 0 | 2 | 2 | 10 | 0 | 3 | 3 | 14 | -1 | L, 32-41 |
| 12/8 | at PIT | | | | | | | | | | |
| 12/15 | KC | | | | | | | | | | |
| 12/19 | at CIN | | | | | | | | | | |
| 12/29 | MIA | | | | | | | | | | |
| TBD | at BAL | | | | | | | | | | |
| TOTAL | | 8 | 4 | 12 | 19 | 7 | 10 | 17 | 23 | -8 | |

2024 BROWNS SCORING DRIVES

CLEVELAND BROWNS VS DALLAS COWBOYS (9.8.24)

| TEAM | QTR. | TIME | SCORING PLAY | DAL | CLE |
|---------|------|-------|--|-----|-----|
| Browns | 1 | 9:23 | D. Hopkins 51 yd. Field Goal | 0 | 3 |
| Cowboys | 1 | 6:55 | B. Cooks 21 yd. pass from D. Prescott (B. Aubrey kick) | 7 | 3 |
| Cowboys | 2 | 5:15 | E. Elliott 3 yd. run (B. Aubrey kick) | 14 | 3 |
| Cowboys | 2 | 2:06 | B. Aubrey 57 yd. Field Goal | 17 | 3 |
| Cowboys | 2 | 0:51 | B. Aubrey 40 yd. Field Goal | 20 | 3 |
| Cowboys | 3 | 12:59 | K. Turpin 60 yd. punt return | 27 | 3 |
| Browns | 3 | 8:42 | J. Jeudy 6 yd. pass from D. Watson (D. Hopkins kick) | 27 | 10 |
| Cowboys | 3 | 1:27 | B. Aubrey 50 yd. Field Goal | 30 | 10 |
| Cowboys | 4 | 11:51 | B. Aubrey 46 yd. Field Goal | 33 | 10 |
| Browns | 4 | 0:29 | J. Ford 2 yd. run (D. Hopkins kick) | 33 | 17 |

CLEVELAND BROWNS AT JACKSONVILLE JAGUARS (9.15.24)

| TEAM | QTR. | TIME | SCORING PLAY | DAL | CLE |
|---------|------|-------|--|-----|-----|
| Browns | 1 | 2:29 | D.Watson 1 yd. run (D.Hopkins kick) (16-89, 9:14) | 7 | 0 |
| Browns | 2 | 9:52 | D.Hopkins 53 yd. Field Goal (12-41, 6:35) | 10 | 0 |
| Jaguars | 2 | 4:44 | C.Little 22 yd. Field Goal (11-66, 5:08) | 10 | 3 |
| Browns | 2 | 0:27 | D.Hopkins 38 yd. Field Goal (8-52, 4:17) | 13 | 3 |
| Browns | 3 | 10:20 | D.Hopkins 44 yd. Field Goal (6-23, 2:16) | 16 | 3 |
| Jaguars | 3 | 1:11 | T.Etienne 4 yd. run (C.Little kick) (3-72, 1:18) | 16 | 10 |
| Jaguars | 4 | 7:32 | C.Little 25 yd. Field Goal (13-83, 6:42) | 16 | 13 |
| Browns | 4 | 1:44 | T.Lawrence sacked in end zone by A.Wright for a Safety | 18 | 13 |

CLEVELAND BROWNS VS. NEW YORK GIANTS (9.22.24)

| TEAM | QTR. | TIME | SCORING PLAY | NYG | CLE |
|--------|------|-------|--|-----|-----|
| Browns | 1 | 14:49 | A.Cooper 24 yd. pass from D.Watson (D.Hopkins kick) (1-24, 0:06) | 0 | 7 |
| Giants | 1 | 2:07 | D.Singletary 1 yd. run (G.Joseph kick) (13-81, 7:44) | 7 | 7 |
| Giants | 2 | 1:44 | M.Nabers 3 yd. pass from D.Jones (G.Joseph kick) (14-93, 6:51) | 14 | 7 |
| Giants | 2 | 0:11 | M.Nabers 5 yd. pass from D.Jones (G.Joseph kick) (4-30, 0:21) | 21 | 7 |
| Browns | 4 | 11:33 | A.Cooper 6 yd. pass from D.Watson (D.Watson-J.Jeudy pass) (5-49, 2:07) | 21 | 15 |

CLEVELAND BROWNS AT LAS VEGAS RAIDERS (9.29.24)

| TEAM | QTR. | TIME | SCORING PLAY | CLE | LV |
|---------|------|-------|--|-----|----|
| Browns | 1 | 5:38 | B.Whiteheart 1 yd. pass from D.Watson (D.Hopkins kick) (15-70, 9:22) | 7 | 0 |
| Browns | 1 | 0:35 | D.Hopkins 56 yd. Field Goal (6-17, 3:20) | 10 | 0 |
| Raiders | 2 | 9:50 | T.Tucker 3 yd. run (D.Carlson kick) (11-70, 5:45) | 10 | 7 |
| Raiders | 2 | 2:52 | D.Carlson 52 yd. Field Goal (9-45, 5:06) | 10 | 10 |
| Raiders | 3 | 11:28 | D.Carlson 34 yd. Field Goal (8-55, 3:32) | 10 | 13 |
| Raiders | 3 | 5:23 | D.Turner 18 yd. run (D.Carlson kick) (6-52, 2:36) | 10 | 20 |
| Browns | 4 | 14:50 | R.McLeod 25 yd. fumble return (kick failed, wl) | 16 | 20 |

CLEVELAND BROWNS AT WASHINGTON COMMANDERS (10.6.24)

| TEAM | QTR. | TIME | SCORING PLAY | CLE | WAS |
|------------|------|-------|--|-----|-----|
| Commanders | 1 | 2:40 | B.Robinson 4 yd. run (A.Seibert kick) (6-34, 3:25) | 0 | 7 |
| Browns | 2 | 13:08 | D.Hopkins 51 yd. Field Goal (6-10, 1:52) | 3 | 7 |
| Commanders | 2 | 8:41 | A.Seibert 27 yd. Field Goal (8-71, 4:27) | 3 | 10 |
| Commanders | 2 | 3:11 | B.Robinson 1 yd. run (A.Seibert kick) (10-74, 3:37) | 3 | 17 |
| Commanders | 2 | 0:36 | D.Brown 41 yd. pass from J.Daniels (A.Seibert kick) (5-62, 0:59) | 3 | 24 |
| Browns | 3 | 12:12 | D.Hopkins 31 yd. Field Goal (6-17, 2:40) | 6 | 24 |
| Commanders | 3 | 7:23 | J.McNichols 3 yd. run (A.Seibert kick) (9-80, 4:49) | 6 | 31 |
| Commanders | 3 | 2:35 | A.Seibert 30 yd. Field Goal (7-38, 3:13) | 6 | 34 |
| Browns | 4 | 7:02 | J.Akins 10 yd. pass from D.Watson (D.Hopkins kick) (9-54, 4:49) | 13 | 34 |

2024 BROWNS SCORING DRIVES

CLEVELAND BROWNS AT PHILADELPHIA EAGLES (10.13.24)

| TEAM | QTR. | TIME | SCORING PLAY | CLE | PHI |
|--------|------|-------|---|-----|-----|
| Eagles | 2 | 13:02 | J.Elliott 49 yd. Field Goal (14-58, 6:48) | 0 | 3 |
| Eagles | 2 | 7:17 | A.Brown 22 yd. pass from J.Hurts (J.Elliott kick) (10-84, 4:46) | 0 | 10 |
| Browns | 2 | 1:58 | D.Hopkins 43 yd. Field Goal (10-45, 5:19) | 3 | 10 |
| Browns | 2 | 0:14 | R.McLeod 50 yd. return of blocked field goal (D.Hopkins kick) | 10 | 10 |
| Eagles | 3 | 2:50 | J.Elliott 44 yd. Field Goal (7-27, 3:57) | 10 | 13 |
| Browns | 4 | 9:49 | D.Hopkins 49 yd. Field Goal (12-39, 8:01) | 13 | 13 |
| Eagles | 4 | 7:54 | D.Smith 45 yd. pass from J.Hurts (J.Elliott kick) (4-70, 1:55) | 13 | 20 |
| Browns | 4 | 3:54 | D.Hopkins 31 yd. Field Goal (9-57, 4:00) | 16 | 20 |

CLEVELAND BROWNS VS. CINCINNATI BENGALS (10.20.24)

| TEAM | QTR. | TIME | SCORING PLAY | CIN | CLE |
|---------|------|-------|--|-----|-----|
| Bengals | 1 | 14:48 | C.Jones 100 yd. kickoff return (E.McPherson kick) (0-0, 0:12) | 7 | 0 |
| Browns | 2 | 0:56 | N.Chubb 1 yd. run (kick failed, wl) (12-78, 4:29) | 7 | 6 |
| Bengals | 3 | 7:56 | J.Chase 18 yd. pass from J.Burrow (E.McPherson kick) (5-65, 2:53) | 14 | 6 |
| Bengals | 3 | 1:30 | T.Higgins 25 yd. pass from J.Burrow (E.McPherson kick) (4-50, 1:55) | 21 | 6 |
| Browns | 4 | 1:27 | D.Njoku 8 yd. pass from J.Winston (J.Winston-C.Tillman pass) (12-60, 2:16) | 21 | 14 |

CLEVELAND BROWNS VS. BALTIMORE RAVENS (10/27/24)

| TEAM | QTR. | TIME | SCORING PLAY | BAL | CLE |
|--------|------|-------|---|-----|-----|
| Browns | 1 | 0:37 | D.Hopkins 28 yd. Field Goal (14-81, 8:08) (2-25, 0:41) (2-25, 0:41) | 0 | 3 |
| Ravens | 2 | 11:51 | J.Tucker 49 yd. Field Goal (7-40, 3:46) | 3 | 3 |
| Browns | 2 | 3:41 | D.Hopkins 33 yd. Field Goal (10-52, 5:39) | 3 | 6 |
| Ravens | 2 | 0:27 | N.Agholor 11 yd. pass from L.Jackson | 9 | 6 |
| Browns | 3 | 10:46 | D.Njoku 23 yd. pass from J.Winston (D.Hopkins kick) (8-70, 4:14) | 10 | 13 |
| Ravens | 3 | 4:42 | M.Andrews 7 yd. pass from L.Jackson (J.Tucker kick) (6-62, 2:59) | 17 | 13 |
| Browns | 3 | 2:01 | C. Tillman 22 yd. pass from J.Winston (D.Hopkins kick) (6-72, 2:41) | 17 | 20 |
| Browns | 4 | 4:55 | D.Hopkins 48 yd. Field Goal (8-32, 4:11) | 17 | 23 |
| Ravens | 4 | 2:36 | D.Henry 2 yd. run (J.Tucker kick) (6-91, 2:19) | 24 | 23 |
| Browns | 4 | 0:59 | C.Tillman 38 yd. pass from J.Winston (pass failed) (9-69, 1:37) | 24 | 29 |

CLEVELAND BROWNS VS. LOS ANGELES CHARGERS (11.3.24)

| TEAM | QTR. | TIME | SCORING PLAY | LAC | CLE |
|----------|------|------|--|-----|-----|
| Chargers | 1 | 6:49 | J.Palmer 28 yd. pass from J.Herbert (C.Dicker kick) (6-30, 3:44) | 7 | 0 |
| Browns | 2 | 9:30 | D.Hopkins 38 yd. Field Goal (10-34, 5:19) | 7 | 3 |
| Chargers | 2 | 8:01 | Q.Johnston 66 yd. pass from J.Herbert (kick failed, wl) (3-70, 1:29) | 13 | 3 |
| Chargers | 2 | 3:30 | J.Dobbins 16 yd. run (C.Dicker kick) (5-60, 2:47) | 20 | 3 |
| Chargers | 4 | 4:16 | J.Dobbins 7 yd. run (C.Dicker kick) (4-46, 2:14) | 27 | 3 |
| Browns | 4 | 0:44 | C.Tillman 17 yd. pass from J.Winston (D.Hopkins kick) (12-70, 3:32) | 27 | 10 |

CLEVELAND BROWNS AT NEW ORLEANS SAINTS (11.17.24)

| TEAM | QTR. | TIME | SCORING PLAY | CLE | NO |
|--------|------|-------|--|-----|----|
| Saints | 1 | 9:54 | T.Hill 10 yd. run (B.Grupe kick) (6-49, 2:34) | 0 | 7 |
| Browns | 1 | 1:52 | J.Jeudy 89 yd. pass from J.Winston (pass failed) (1-89, 0:15) | 6 | 7 |
| Saints | 2 | 12:40 | M.Valdes-Scantling 71 yd. pass from D.Carr (B.Grupe kick) (3-80, 1:34) | 6 | 14 |
| Browns | 3 | 8:49 | E.Moore 30 yd. pass from J.Winston (J.Winston-D.Njoku pass) (8-92, 4:12) | 14 | 14 |
| Saints | 4 | 13:22 | T.Hill 33 yd. run (B.Grupe kick) (9-77, 4:56) | 14 | 21 |
| Saints | 4 | 6:04 | J.Johnson 1 yd. pass from D.Carr (B.Grupe kick) (6-35, 2:56) | 14 | 28 |
| Saints | 4 | 2:26 | T.Hill 75 yd. run (B.Grupe kick) (2-78, 0:17) | 14 | 35 |

2024 BROWNS SCORING DRIVES

CLEVELAND BROWNS VS. PITTSBURGH STEELERS (11.21.24)

| TEAM | QTR. | TIME | SCORING PLAY | PIT | CLE |
|----------|------|-------|---|-----|-----|
| Steelers | 2 | 10:53 | C.Boswell 48 yd. Field Goal (10-59, 6:08) | 3 | 0 |
| Browns | 2 | 4:00 | N.Chubb 2 yd. run (D.Hopkins kick) (12-80, 6:53) | 3 | 7 |
| Browns | 2 | 0:40 | D.Hopkins 34 yd. Field Goal (6-15, 2:31) | 3 | 10 |
| Steelers | 3 | 1:56 | C.Boswell 28 yd. Field Goal (13-71, 7:13) | 6 | 10 |
| Browns | 4 | 12:16 | J.Winston 2 yd. run (J.Winston-D.Njoku pass) (10-65, 4:40) | 6 | 18 |
| Steelers | 4 | 7:57 | J.Warren 3 yd. run (C.Boswell kick) (7-69, 4:19) | 13 | 18 |
| Steelers | 4 | 6:15 | C.Austin 23 yd. pass from R.Wilson (pass failed) (3-27, 0:50) | 19 | 18 |
| Browns | 4 | 0:57 | N.Chubb 2 yd. run (pass failed) (9-45, 2:25) | 19 | 24 |

CLEVELAND BROWNS AT DENVER BRONCOS (12.2.24)

| TEAM | QTR. | TIME | SCORING PLAY | CLE | DEN |
|---------|------|-------|--|-----|-----|
| Broncos | 1 | 4:13 | J.Williams 2 yd. run (W.Lutz kick) (12-63, 6:03) | 0 | 7 |
| Browns | 1 | 1:09 | D.Njoku 8 yd. pass from J.Winston (D.Hopkins kick) (5-70, 3:04) | 7 | 7 |
| Browns | 2 | 8:49 | D.Hopkins 45 yd. Field Goal (9-42, 3:43) | 10 | 7 |
| Broncos | 2 | 4:03 | M.Burton 1 yd. run (W.Lutz kick) (6-67, 3:04) | 10 | 14 |
| Broncos | 2 | 1:38 | N.Bonitto 71 yd. interception return (W.Lutz kick) | 10 | 21 |
| Browns | 2 | 0:13 | D.Njoku 4 yd. pass from J.Winston (D.Hopkins kick) (11-70, 1:25) | 17 | 21 |
| Broncos | 3 | 10:01 | M.Mims 93 yd. pass from B.Nix (W.Lutz kick) (3-92, 0:33) | 17 | 28 |
| Browns | 3 | 9:50 | J.Jeudy 70 yd. pass from J.Winston (J.Winston-J.Jeudy pass) (1-70, 0:11) | 25 | 28 |
| Broncos | 3 | 1:52 | W.Lutz 36 yd. Field Goal (10-78, 4:06) | 25 | 31 |
| Browns | 4 | 8:57 | N.Chubb 5 yd. pass from J.Winston (D.Hopkins kick) (9-72, 3:34) | 32 | 31 |
| Broncos | 4 | 2:54 | W.Lutz 27 yd. Field Goal (11-61, 6:03) | 32 | 34 |
| Broncos | 4 | 1:48 | J.McMillian 44 yd. interception return (W.Lutz kick) | 32 | 41 |

2024 BALL POSSESSION AND DRIVE CHART

CLEVELAND BROWNS VS DALLAS COWBOYS (9.8.24)

| BROWNS (30:54) AVERAGE DRIVE START CLE 29 | | | | | COWBOYS (29:06) AVERAGE DRIVE START DAL 36 | | | | |
|--|-------|-------|------|--------------|---|-------|-------|------|-------------|
| | PLAYS | YARDS | TIME | END | | PLAYS | YARDS | TIME | END |
| 1. | 6 | 13 | 3:16 | Field Goal | 1. | 3 | -1 | 2:21 | Punt |
| 2. | 3 | 7 | 2:10 | Punt | 2. | 6 | 70 | 2:28 | Touchdown |
| 3. | 3 | -5 | 1:10 | Punt | 3. | 8 | 31 | 3:35 | Punt |
| 4. | 3 | 8 | 1:45 | Punt | 4. | 3 | 2 | 2:04 | Punt |
| 5. | 3 | 3 | 0:41 | Punt | 5. | 11 | 78 | 5:56 | Touchdown |
| 6. | 2 | -4 | 0:20 | Interception | 6. | 5 | 17 | 2:28 | Field Goal |
| 7. | 3 | 7 | 0:42 | Punt | 7. | 4 | 1 | 0:55 | Field Goal |
| 8. | 3 | -14 | 2:01 | Punt | 8. | 2 | 7 | 0:09 | End of Half |
| 9. | 12 | 75 | 4:17 | Touchdown | 9. | 3 | 3 | 0:55 | Punt |
| 10. | 3 | 1 | 1:12 | Punt | 10. | 3 | 4 | 1:18 | Punt |
| 11. | 4 | 1 | 1:22 | Downs | 11. | 6 | 14 | 2:28 | Field Goal |
| 12. | 4 | 6 | 2:20 | Downs | 12. | 6 | 10 | 2:16 | Field Goal |
| 13. | 7 | 48 | 2:45 | Interception | 13. | 3 | 4 | 1:44 | Punt |
| 14. | 15 | 64 | 6:53 | Touchdown | 14. | 1 | -1 | 0:29 | End Game |

CLEVELAND BROWNS VS JACKSONVILLE JAGUARS (9.15.24)

| BROWNS (34:23) AVERAGE DRIVE START CLE 33 | | | | | JAGUARS (25:37) AVERAGE DRIVE START JAX 21 | | | | |
|--|-------|-------|------|------------|---|-------|-------|------|-------------------|
| | PLAYS | YARDS | TIME | END | | PLAYS | YARDS | TIME | END |
| 1. | 16 | 89 | 9:14 | Touchdown | 1. | 5 | 15 | 3:17 | Punt |
| 2. | 12 | 41 | 6:35 | Field Goal | 2. | 3 | 5 | 1:02 | Punt |
| 3. | 8 | 52 | 4:17 | Field Goal | 3. | 11 | 66 | 5:08 | Field Goal |
| 4. | 3 | 6 | 0:44 | Punt | 4. | 1 | 0 | 0:27 | End of Half |
| 5. | 6 | 23 | 2:16 | Field Goal | 5. | 3 | -7 | 1:40 | Punt |
| 6. | 5 | 8 | 3:19 | Punt | 6. | 11 | 45 | 4:32 | Missed Field Goal |
| 7. | 3 | 3 | 1:57 | Punt | 7. | 3 | 72 | 1:18 | Touchdown |
| 8. | 12 | 29 | 5:44 | Punt | 8. | 13 | 83 | 6:42 | Field Goal |
| 9. | 3 | 4 | 0:17 | Punt | 9. | 1 | -2 | 0:04 | Safety |
| | | | | | 10. | 7 | 57 | 1:27 | End of Game |

CLEVELAND BROWNS VS NEW YORK GIANTS (9.22.24)

| BROWNS (26:04) AVERAGE DRIVE START CLE 30 | | | | | GIANTS (33:56) AVERAGE DRIVE START NYG 28 | | | | |
|--|-------|-------|------|-------------------|--|-------|-------|------|-------------------|
| | PLAYS | YARDS | TIME | END | | PLAYS | YARDS | TIME | END |
| 1. | 1 | 24 | 0:06 | Touchdown | 1. | 0 | 0 | 0:05 | Fumble |
| 2. | 5 | 11 | 2:48 | Punt | 2. | 3 | 3 | 2:10 | Punt |
| 3. | 3 | -15 | 2:07 | Punt | 3. | 13 | 81 | 7:44 | Touchdown |
| 4. | 7 | 27 | 4:29 | Punt | 4. | 3 | 6 | 1:56 | Punt |
| 5. | 5 | 0 | 1:12 | Fumble | 5. | 14 | 93 | 6:51 | Touchdown |
| 6. | 1 | -1 | 0:11 | End of Half | 6. | 4 | 30 | 0:21 | Touchdown |
| 7. | 3 | -2 | 0:59 | Punt | 7. | 3 | 23 | 1:07 | Fumble |
| 8. | 7 | 10 | 2:09 | Missed Field Goal | 8. | 4 | 3 | 1:05 | Punt |
| 9. | 9 | 29 | 3:43 | Punt | 9. | 6 | 20 | 4:15 | Punt |
| 10. | 5 | 29 | 2:00 | Punt | 10. | 3 | 1 | 1:02 | Punt |
| 11. | 5 | 49 | 2:07 | Touchdown | 11. | 4 | 3 | 1:40 | Punt |
| 12. | 5 | 34 | 2:13 | Fumble | 12. | 5 | 14 | 2:21 | Punt |
| 13. | 4 | 9 | 1:23 | Downs | 13. | 4 | -1 | 0:56 | Missed Field Goal |
| 14. | 4 | 6 | 0:37 | Downs | 14. | 4 | 39 | 2:23 | End of Game |

CLEVELAND BROWNS AT LAS VEGAS RAIDERS (9.29.24)

| BROWNS (30:42) | | | | | RAIDERS (29:18) | | | | |
|----------------------------|-------|-------|------|-------------------|---------------------------|-------|-------|------|-------------|
| AVERAGE DRIVE START CLE 26 | | | | | AVERAGE DRIVE START LV 26 | | | | |
| | PLAYS | YARDS | TIME | END | | PLAYS | YARDS | TIME | END |
| 1. | 15 | 70 | 9:22 | Touchdown | 1. | 3 | -11 | 1:43 | Punt |
| 2. | 6 | 17 | 3:20 | Field Goal | 2. | 11 | 70 | 5:45 | Touchdown |
| 3. | 3 | 2 | 1:52 | Punt | 3. | 9 | 45 | 5:06 | Field Goal |
| 4. | 7 | 43 | 1:32 | Punt | 4. | 4 | 13 | 1:20 | End of Half |
| 5. | 6 | 23 | 3:29 | Interception | 5. | 8 | 55 | 3:32 | Field Goal |
| 6. | 5 | -1 | 3:54 | Punt | 6. | 6 | 52 | 2:36 | Touchdown |
| 7. | 5 | 21 | 3:02 | Punt | 7. | 3 | 5 | 1:39 | Fumble |
| 8. | 3 | 6 | 1:29 | Punt | 8. | 5 | 15 | 3:00 | Punt |
| 9. | 8 | 50 | 2:42 | Turnover on Downs | 9. | 4 | 25 | 2:24 | Punt |
| | | | | | 10. | 3 | -5 | 1:38 | Punt |
| | | | | | 11. | 1 | -1 | 0:35 | End of Game |

CLEVELAND BROWNS AT WASHINGTON COMMANDERS (10.6.24)

| BROWNS (28:42) | | | | | COMMANDERS (31:18) | | | | |
|----------------------------|-------|-------|------|-------------------|----------------------------|-------|-------|------|--------------|
| AVERAGE DRIVE START CLE 29 | | | | | AVERAGE DRIVE START WAS 25 | | | | |
| | PLAYS | YARDS | TIME | END | | PLAYS | YARDS | TIME | END |
| 1. | 5 | 23 | 2:09 | Turnover on Downs | 1. | 3 | -9 | 1:48 | Punt |
| 2. | 3 | -7 | 1:09 | Punt | 2. | 6 | 61 | 2:18 | Interception |
| 3. | 3 | 4 | 1:31 | Punt | 3. | 6 | 34 | 3:25 | Touchdown |
| 4. | 3 | 5 | 1:39 | Punt | 4. | 3 | 0 | 1:01 | Punt |
| 5. | 6 | 10 | 1:52 | Field Goal | 5. | 8 | 71 | 4:27 | Field Goal |
| 6. | 3 | 2 | 1:53 | Punt | 6. | 10 | 74 | 3:37 | Touchdown |
| 7. | 3 | -4 | 1:36 | Punt | 7. | 5 | 62 | 0:59 | Touchdown |
| 8. | 4 | 20 | 0:36 | Punt | 8. | 1 | 2 | 0:08 | Fumble |
| 9. | 6 | 17 | 2:40 | Field Goal | 9. | 9 | 80 | 4:49 | Touchdown |
| 10. | 3 | 29 | 1:35 | Fumble | 10. | 7 | 38 | 3:13 | Field Goal |
| 11. | 9 | 19 | 4:45 | Punt | 11. | 3 | 3 | 0:59 | Punt |
| 12. | 9 | 54 | 4:49 | Touchdown | 12. | 6 | 23 | 4:34 | Punt |
| 13. | 4 | 22 | 2:28 | End of Game | | | | | |

CLEVELAND BROWNS AT PHILADELPHIA EAGLES (10.13.24)

| BROWNS (31:27) | | | | | EAGLES (28:33) | | | | |
|----------------------------|-------|-------|------|-------------------|----------------------------|-------|-------|------|--------------------|
| AVERAGE DRIVE START CLV 30 | | | | | AVERAGE DRIVE START PHI 28 | | | | |
| | PLAYS | YARDS | TIME | END | | PLAYS | YARDS | TIME | END |
| 1. | 3 | 5 | 1:15 | Punt | 1. | 3 | 5 | 1:03 | Punt |
| 2. | 9 | 20 | 5:07 | Punt | 2. | 7 | 16 | 2:45 | Punt |
| 3. | 3 | 1 | 0:59 | Punt | 3. | 14 | 58 | 6:48 | Field Goal |
| 4. | 10 | 45 | 5:19 | Field Goal | 4. | 10 | 84 | 4:46 | Touchdown |
| 5. | 8 | 36 | 4:34 | Missed Field Goal | 5. | 6 | 33 | 1:44 | Blocked Field Goal |
| 6. | 3 | 1 | 2:12 | Punt | 6. | 1 | -1 | 0:14 | End of Half |
| 7. | 12 | 39 | 8:01 | Field Goal | 7. | 3 | 4 | 1:27 | Punt |
| 8. | 9 | 57 | 4:00 | Field Goal | 8. | 7 | 27 | 3:57 | Field Goal |
| | | | | | 9. | 4 | 70 | 1:55 | Touchdown |
| | | | | | 10. | 10 | 61 | 3:54 | End of Game |

CLEVELAND BROWNS VS CINCINNATI BENGALS (10.20.24)

| BROWNS (34:29) | | | | | BENGALS (28:33) | | | | |
|----------------------------|-------|-------|------|-------------------|----------------------------|-------|-------|------|-------------------|
| AVERAGE DRIVE START CLE 23 | | | | | AVERAGE DRIVE START CIN 28 | | | | |
| | PLAYS | YARDS | TIME | END | | PLAYS | YARDS | TIME | END |
| 1. | 3 | 9 | 1:39 | Punt | 1. | 0 | 0 | 0:12 | Touchdown |
| 2. | 10 | 32 | 5:02 | Missed Field Goal | 2. | 3 | 6 | 1:39 | Punt |
| 3. | 3 | 0 | 2:00 | Punt | 3. | 6 | 19 | 2:46 | Turnover on Downs |
| 4. | 4 | 12 | 2:23 | Punt | 4. | 5 | 35 | 2:26 | Punt |
| 5. | 4 | 15 | 3:17 | Punt | 5. | 3 | 2 | 0:52 | Punt |
| 6. | 12 | 78 | 4:29 | Touchdown | 6. | 4 | 7 | 2:19 | Punt |
| 7. | 1 | -2 | 0:30 | End of Half | 7. | 3 | 17 | 0:26 | Punt |
| 8. | 8 | 57 | 4:11 | Turnover on Downs | 8. | 5 | 65 | 2:53 | Touchdown |
| 9. | 2 | 4 | 1:12 | Interception | 9. | 3 | 3 | 1:25 | Punt |
| 10. | 5 | 14 | 1:54 | Punt | 10. | 4 | 50 | 1:55 | Touchdown |
| 11. | 3 | 4 | 1:30 | Punt | 11. | 6 | 13 | 3:07 | Punt |
| 12. | 8 | 27 | 3:19 | Punt | 12. | 5 | 16 | 3:44 | Punt |
| 13. | 3 | 3 | 0:47 | Interception | 13. | 4 | -2 | 0:20 | Missed Field Goal |
| 14. | 12 | 60 | 2:16 | Touchdown | 14. | 3 | -3 | 1:27 | End of Game |

CLEVELAND BROWNS VS BALTIMORE RAVENS (10.27.24)

| BROWNS (31:06) | | | | | RAVENS (28:54) | | | | |
|----------------------------|-------|-------|------|-------------|----------------------------|-------|-------|------|-------------------|
| AVERAGE DRIVE START CLE 29 | | | | | AVERAGE DRIVE START BAL 24 | | | | |
| | PLAYS | YARDS | TIME | END | | PLAYS | YARDS | TIME | END |
| 1. | 14 | 81 | 8:08 | Field Goal | 1. | 10 | 68 | 6:15 | Turnover on Downs |
| 2. | 4 | 21 | 1:25 | Punt | 2. | 7 | 40 | 3:46 | Field Goal |
| 3. | 10 | 52 | 5:39 | Field Goal | 3. | 3 | 1 | 1:06 | Punt |
| 4. | 3 | -17 | 0:50 | Fumble | 4. | 3 | -4 | 1:43 | Punt |
| 5. | 1 | -1 | 0:27 | End of Half | 5. | 2 | 25 | 0:41 | Touchdown |
| 6. | 8 | 70 | 4:14 | Touchdown | 6. | 4 | 30 | 2:38 | Punt |
| 7. | 3 | 0 | 0:27 | Punt | 7. | 6 | 62 | 2:59 | Touchdown |
| 8. | 6 | 72 | 2:41 | Touchdown | 8. | 10 | 39 | 4:03 | Missed FG |
| 9. | 3 | 2 | 1:27 | Punt | 9. | 5 | 9 | 2:25 | Punt |
| 10. | 8 | 32 | 4:11 | Field Goal | 10. | 6 | 91 | 2:19 | Touchdown |
| 11. | 9 | 69 | 1:37 | Touchdown | 11. | 8 | 46 | 0:59 | Turnover on Downs |

CLEVELAND BROWNS VS LOS ANGELES CHARGERS (11.3.24)

| BROWNS (34:09) | | | | | CHARGERS (25:51) | | | | |
|----------------------------|-------|-------|------|--------------------|----------------------------|-------|-------|------|-------------------|
| AVERAGE DRIVE START CLE 28 | | | | | AVERAGE DRIVE START LAC 30 | | | | |
| | PLAYS | YARDS | TIME | END | | PLAYS | YARDS | TIME | END |
| 1. | 5 | 12 | 3:12 | Punt | 1. | 4 | 18 | 1:15 | Punt |
| 2. | 4 | 10 | 1:33 | Punt | 2. | 6 | 30 | 3:44 | Touchdown |
| 3. | 3 | -5 | 1:26 | Punt | 3. | 3 | 8 | 2:05 | Punt |
| 4. | 10 | 34 | 5:19 | Field Goal | 4. | 3 | -16 | 1:56 | Punt |
| 5. | 3 | -5 | 1:44 | Punt | 5. | 3 | 70 | 1:29 | Touchdown |
| 6. | 3 | 6 | 1:34 | Punt | 6. | 5 | 60 | 2:47 | Touchdown |
| 7. | 14 | 66 | 8:16 | Interception | 7. | 9 | 76 | 1:56 | End of Half |
| 8. | 3 | 0 | 0:24 | Punt | 8. | 3 | -1 | 0:52 | Punt |
| 9. | 4 | 19 | 1:38 | Interception | 9. | 3 | 6 | 1:34 | Punt |
| 10. | 5 | 13 | 1:54 | Turnover on Downs | 10. | 3 | 4 | 1:06 | Punt |
| 11. | 3 | 17 | 0:53 | Interception | 11. | 5 | 24 | 2:39 | Missed Field Goal |
| 12. | 9 | 45 | 2:44 | Blocked Field Goal | 12. | 4 | -1 | 1:30 | Punt |
| 13. | 12 | 70 | 3:32 | Touchdown | 13. | 4 | 46 | 2:14 | Touchdown |
| | | | | | 14. | 2 | -2 | 0:44 | End of Game |

CLEVELAND BROWNS AT NEW ORLEANS SAINTS (11.17.24)

| BROWNS (29:22) | | | | | SAINTS (30:38) | | | | |
|----------------------------|-------|-------|------|-------------------|---------------------------|-------|-------|------|--------------|
| AVERAGE DRIVE START CLE 27 | | | | | AVERAGE DRIVE START NO 34 | | | | |
| | PLAYS | YARDS | TIME | END | | PLAYS | YARDS | TIME | END |
| 1. | 6 | 19 | 2:32 | Turnover on Downs | 1. | 6 | 49 | 2:34 | Touchdown |
| 2. | 3 | 18 | 0:58 | Punt | 2. | 10 | 44 | 6:49 | Punt |
| 3. | 1 | 89 | 0:15 | Touchdown | 3. | 1 | 0 | 0:14 | Interception |
| 4. | 4 | 19 | 2:24 | Punt | 4. | 3 | 80 | 1:34 | Touchdown |
| 5. | 11 | 41 | 5:55 | Missed Field Goal | 5. | 9 | 52 | 4:50 | Fumble |
| 6. | 14 | 84 | 1:55 | Missed Field Goal | 6. | 5 | 28 | 1:59 | Punt |
| 7. | 8 | 92 | 4:12 | Touchdown | 7. | 5 | 17 | 3:22 | Punt |
| 8. | 5 | 16 | 2:09 | Punt | 8. | 9 | 77 | 4:56 | Touchdown |
| 9. | 7 | 23 | 4:22 | Punt | 9. | 6 | 35 | 2:56 | Touchdown |
| 10. | 10 | 48 | 3:21 | Turnover on Downs | 10. | 2 | 78 | 0:17 | Touchdown |
| 11. | 3 | 5 | 1:19 | Punt | 11. | 2 | -2 | 1:07 | End of Game |

CLEVELAND BROWNS VS PITTSBURGH STEELERS (11.17.24)

| BROWNS (24:58) | | | | | STEELERS (35:02) | | | | |
|----------------------------|-------|-------|------|--------------|----------------------------|-------|-------|------|-------------------|
| AVERAGE DRIVE START CLE 28 | | | | | AVERAGE DRIVE START PIT 30 | | | | |
| | PLAYS | YARDS | TIME | END | | PLAYS | YARDS | TIME | END |
| 1. | 3 | 6 | 1:37 | Punt | 1. | 9 | 39 | 5:48 | Missed Field Goal |
| 2. | 3 | 8 | 1:24 | Punt | 2. | 7 | 41 | 4:10 | Turnover on Downs |
| 3. | 12 | 80 | 6:53 | Touchdown | 3. | 10 | 59 | 6:08 | Field Goal |
| 4. | 6 | 15 | 2:31 | Field Goal | 4. | 2 | -2 | 0:49 | Fumble |
| 5. | 3 | 39 | 1:18 | Fumble | 5. | 4 | 11 | 0:40 | End of Half |
| 6. | 3 | 6 | 1:25 | Punt | 6. | 6 | 20 | 3:08 | Turnover on Downs |
| 7. | 10 | 65 | 4:40 | Touchdown | 7. | 13 | 71 | 7:13 | Field Goal |
| 8. | 2 | 1 | 0:52 | Fumble | 8. | 7 | 69 | 4:19 | Touchdown |
| 9. | 5 | 29 | 1:53 | Interception | 9. | 3 | 27 | 0:50 | Touchdown |
| 10. | 9 | 45 | 2:25 | Touchdown | 10. | 3 | 6 | 1:00 | Punt |
| | | | | | 11. | 6 | 29 | 0:57 | End of Game |

CLEVELAND BROWNS AT DENVER BRONCOS (12.2.24)

| BROWNS (32:10) | | | | | BRONCOS (27:50) | | | | |
|----------------------------|-------|-------|------|-------------------|----------------------------|-------|-------|------|--------------|
| AVERAGE DRIVE START CLE 29 | | | | | AVERAGE DRIVE START DEN 30 | | | | |
| | PLAYS | YARDS | TIME | END | | PLAYS | YARDS | TIME | END |
| 1. | 7 | 61 | 3:25 | Missed Field Goal | 1. | 3 | 7 | 1:19 | Punt |
| 2. | 5 | 70 | 3:04 | Touchdown | 2. | 12 | 63 | 6:03 | Touchdown |
| 3. | 5 | 11 | 1:46 | Punt | 3. | 3 | 0 | 0:21 | Punt |
| 4. | 9 | 42 | 3:43 | Field Goal | 4. | 3 | 22 | 1:30 | Interception |
| 5. | 3 | 3 | 1:02 | Punt | 5. | 3 | 0 | 0:40 | Punt |
| 6. | 7 | 41 | 2:25 | Interception | 6. | 6 | 67 | 3:04 | Touchdown |
| 7. | 11 | 70 | 1:25 | Touchdown | 7. | 1 | -1 | 0:13 | End of Half |
| 8. | 4 | 19 | 1:23 | Punt | 8. | 3 | 27 | 1:38 | Punt |
| 9. | 3 | 5 | 1:25 | Punt | 9. | 3 | 92 | 0:33 | Touchdown |
| 10. | 1 | 70 | 0:11 | Touchdown | 10. | 3 | 0 | 1:37 | Punt |
| 11. | 4 | 19 | 2:15 | Punt | 11. | 10 | 78 | 4:06 | Field Goal |
| 12. | 7 | 10 | 4:12 | Punt | 12. | 1 | 0 | 0:09 | Interception |
| 13. | 9 | 72 | 3:34 | Touchdown | 13. | 11 | 61 | 6:03 | Field Goal |
| 14. | 4 | 12 | 1:06 | Interception | 14. | 1 | -1 | 0:34 | End of Game |
| 15. | 7 | 73 | 1:14 | Interception | | | | | |

2024 RED ZONE EFFICIENCY

| | BROWNS | OPPONENTS |
|--|--------|-----------|
| NUMBER OF TRIPS INTO OPPONENT'S RED ZONE | 25 | 36 |
| TOTAL SCORES | 21 | 30 |
| Touchdowns | 15 | 22 |
| Field goals/attempts | 6/7 | 8/9 |
| TOUCHDOWN PERCENTAGE | 60.0 | 61.1 |
| SCORING PERCENTAGE | 84.0 | 83.3 |
| Turnovers | 2 | 2 |
| Downs | 82 | 91 |
| Missed field goals | 1 | 1 |
| Time expired | 0 | 0 |
| Ended without trying to score | 1 | 2 |
| SCORES FROM OUTSIDE THE RED ZONE | 18 | 21 |
| Touchdowns | 9 | 13 |
| Field goals | 8 | 8 |
| Safeties | 1 | 0 |

LONGEST DRIVES

GAME-BY-GAME - LONGEST DRIVES - PLAYS

| GAME | | #PLAYS | BROWNS NET YARDS/TIME | DRIVE RESULT | #PLAYS | OPPONENTS NET YARDS/TIME | DRIVE RESULT |
|-------|--------|--------|--------------------------|-------------------|--------|-----------------------------|-------------------|
| 9/10 | DAL | 15 | 64/6:53 | Touchdown | 11 | 74/5:56 | Touchdown |
| 9/15 | at JAX | 16 | 89/9:14 | Touchdown | 13 | 73/6:42 | Touchdown |
| 9/22 | NYG | 9 | 29/3:43 | Punt | 14 | 93/6:51 | Touchdown |
| 9/29 | at LV | 15 | 70/9:22 | Touchdown | 11 | 70/5:45 | Touchdown |
| 10/6 | at WAS | 9 | 19/4:45 | Punt | 10 | 74/3:37 | Touchdown |
| | | 9 | 54/4:49 | Touchdown | | | |
| 10/13 | at PHI | 12 | 39/8:01 | Field Goal | 14 | 58/6:48 | Field Goal |
| 10/20 | CIN | 12 | 78/4:29 | Touchdown | 6 | 19/2:46 | Turnover on Downs |
| | | 12 | 60/2:16 | Touchdown | 6 | 13/3:07 | Punt |
| 10/27 | BAL | 14 | 81/8:08 | Field Goal | 10 | 68/6:15 | Turnover on Downs |
| | | | | | 10 | 39/4:03 | Missed Field Goal |
| 11/3 | LAC | 14 | 66/8:16 | Interception | 9 | 76/1:56 | End of Half |
| 11/17 | at NO | 14 | 84/1:55 | Missed Field Goal | 10 | 44/6:49 | Punt |
| 11/21 | PIT | 12 | 80/6:53 | Touchdown | 13 | 71/7:13 | Field Goal |
| 12/2 | at DEN | 11 | 70/1:25 | Touchdown | 12 | 63/6:03 | Touchdown |
| 12/8 | at PIT | | | | | | |
| 12/15 | KC | | | | | | |
| 12/19 | at CIN | | | | | | |
| 12/29 | MIA | | | | | | |
| TBA | at BAL | | | | | | |

GAME-BY-GAME - LONGEST DRIVES - NET YARDS

| GAME | | #PLAYS | BROWNS NET YARDS/TIME | DRIVE RESULT | #PLAYS | OPPONENTS NET YARDS/TIME | DRIVE RESULT |
|-------|--------|--------|--------------------------|--------------|--------|-----------------------------|--------------|
| 9/8 | DAL | 9 | 75/4:17 | Touchdown | 5 | 78/5:56 | Touchdown |
| 9/15 | at JAX | 16 | 89/9:14 | Touchdown | 13 | 73/6:42 | Touchdown |
| 9/22 | NYG | 5 | 49/2:07 | Touchdown | 14 | 93/6:51 | Touchdown |
| 9/29 | at LV | 15 | 70/9:22 | Touchdown | 11 | 70/5:45 | Touchdown |
| 10/6 | at WAS | 9 | 54/4:49 | Touchdown | 9 | 80/4:49 | Touchdown |
| 10/13 | at PHI | 9 | 57/4:00 | Field Goal | 10 | 84/4:46 | Touchdown |
| 10/20 | CIN | 12 | 78/4:29 | Touchdown | 5 | 65/2:53 | Touchdown |
| 10/27 | BAL | 14 | 81/8:08 | Field Goal | 6 | 91/2:19 | Touchdown |
| 11/3 | LAC | 12 | 70/3:32 | Touchdown | 3 | 70/1:29 | Touchdown |
| 11/17 | at NO | 8 | 92/4:12 | Touchdown | 3 | 80/1:34 | Touchdown |
| 11/21 | PIT | 12 | 80/6:53 | Touchdown | 13 | 71/7:13 | Field Goal |
| 12/2 | at DEN | 7 | 73/1:14 | Interception | 12 | 63/6:03 | Touchdown |
| 12/8 | at PIT | | | | | | |
| 12/15 | KC | | | | | | |
| 12/19 | at CIN | | | | | | |
| 12/29 | MIA | | | | | | |
| TBA | at BAL | | | | | | |

2024 LONGEST PLAYS

LONGEST PLAYS FROM SCRIMMAGE

| BROWNS | | |
|--------|---------------|---------------------------|
| YARDS | OPPONENT | PLAY |
| 89 | 11/17 at NO | J. Jeudy reception |
| 70 | 12/2 at DEN | J. Jeudy reception |
| 44 | 12/2 at DEN | J. Jeudy reception |
| 44 | 12/2 at DEN | E. Moore reception |
| 38 | 10/27 vs. BAL | C. Tillman reception |
| 36 | 9/15 at JAX | J. Ford rush |
| 35 | 12/2 at DEN | J. Jeudy reception |
| 35 | 10/13 at PHI | J. Jeudy reception |
| 35 | 9/29 at LV | J. Ford rush |
| 34 | 10/20 vs. CIN | D. Thompson-Robinson rush |
| 30 | 11/17 at NO | J. Jeudy reception |
| 30 | 10/27 vs. BAL | J. Jeudy reception |
| 30 | 9/15 at JAX | J. Jeudy reception |
| 29 | 11/21 vs. PIT | B. Whiteheart reception |
| 29 | 9/8 vs. DAL | D. Njoku reception |
| 26 | 11/21 vs. PIT | J. Jeudy reception |
| 26 | 9/29 at LV | E. Moore reception |
| 25 | 10/20 vs. CIN | C. Tillman reception |
| 25 | 10/6 at WAS | D. Foreman rush |
| 24 | 9/22 vs. NYG | A. Cooper reception |
| 24 | 9/22 vs. NYG | J. Ford reception |
| 23 | 11/17 at NO | J. Jeudy reception |
| 23 | 10/24 vs. BAL | D. Njoku reception |
| 23 | 9/22 vs. NYG | A. Cooper reception |
| 22 | 11/17 at NO | C. Tillman reception |
| 22 | 10/27 vs. BAL | C. Tillman reception |
| 22 | 9/15 at JAX | E. Moore reception |
| 21 | 12/2 at DEN | J. Ford rush |
| 21 | 12/2 at DEN | J. Ford reception |
| 21 | 11/3 vs. LAC | J. Akins reception |
| 21 | 10/20 vs. CIN | J. Akins reception |
| 21 | 10/13 at PHI | P. Strong reception |
| 21 | 9/15 at JAX | J. Jeudy reception |
| 20 | 11/21 vs. PIT | J. Jeudy reception |
| 20 | 11/17 at NO | C. Tillman reception |
| 20 | 10/27 vs. BAL | D. Njoku reception |
| 20 | 9/9 vs. DAL | P. Strong reception |

NO. OF 20-PLUS YARD PLAYS: 33 (6 RUSH, 27 PASS)
NO. OF 40-PLUS YARD PLAYS: 4 (0 RUSH, 4 PASS)

| OPPONENTS | | |
|-----------|---------------|---|
| YARDS | OPPONENT | PLAY |
| 93 | 12/2 at DEN | M. Mims reception |
| 75 | 11/17 at NO | T. Hill rush |
| 71 | 11/17 at NO | M. Valdes-Scantling reception |
| 66 | 11/3 vs. LAC | Q. Johnston reception |
| 66 | 10/6 at WAS | T. McLaurin reception |
| 66 | 9/15 at JAX | B. Thomas reception |
| 57 | 10/6 at WAS | A. Ekeler rush |
| 46 | 11/21 vs. PIT | C. Austin reception |
| 45 | 10/13 at PHI | D. Smith reception |
| 43 | 9/22 vs. NYG | D. Singletary rush |
| 41 | 10/6 at WAS | D. Brown reception |
| 40 | 10/13 at PHI | A. Brown reception |
| 39 | 11/6 vs. LAC | Q. Johnston reception/J. Palmer lateral/L. McConkney lateral/J. Dobbins lateral |
| 38 | 10/27 vs. BAL | D. Henry rush |
| 37 | 10/6 at WAS | J. Daniels rush |
| 35 | 11/21 vs. PIT | V. Jefferson reception |
| 34 | 11/3 vs. LAC | J. Dobbins rush |
| 34 | 10/13 at PHI | G. Calcaterra reception |
| 34 | 9/8 vs. DAL | C. Lamb reception |
| 33 | 11/17 at NO | T. Hill rush |
| 33 | 10/6 at WAS | A. Ekeler reception |
| 33 | 9/15 at JAX | T. Lawrence rush |
| 32 | 12/2 at DEN | C. Sutton reception |
| 31 | 11/21 vs. PIT | G. Pickens reception |
| 30 | 11/21 vs. PIT | J. Fields rush |
| 30 | 9/15 at JAX | B. Strange reception |
| 29 | 10/27 vs. BAL | Z. Flowers reception |
| 28 | 11/ 3 vs. LAC | J. Palmer reception |
| 28 | 10/27 vs. BAL | R. Bateman reception |
| 28 | 10/6 at WAS | J. McNichols rush |
| 28 | 9/22 vs. NYG | M. Nabers reception |
| 28 | 9/15 at JAX | B. Thomas reception |
| 26 | 11/3 vs. LAC | J. Palmer reception |
| 26 | 9/15 at JAX | B. Strange reception |
| 25 | 10/27 vs. BAL | Z. Flowers reception |
| 25 | 10/27 vs. BAL | I. Likely reception |
| 25 | 10/20 vs. CIN | T. Higgins reception |
| 24 | 9/29 vs. LV | A. Mattison rush |
| 23 | 12/2 at DEN | T. Franklin reception |
| 23 | 11/21 vs. PIT | C. Austin reception |
| 23 | 10/27 vs. BAL | Z. Flowers reception |
| 23 | 10/6 at WAS | T. McLaurin reception |
| 23 | 10/6 at WAS | J. Daniels rush |
| 23 | 9/22 vs. NYG | D. Singletary reception |
| 22 | 11/21 vs. PIT | P. Freiermuth reception |
| 22 | 11/17 at NO | F. Moreau reception |
| 22 | 10/27 vs. BAL | L. Jackson rush |
| 22 | 10/20 vs. CIN | C. Brown rush |
| 22 | 10/13 at PHI | A. Brown reception |
| 22 | 9/15 at JAX | G. Davis reception |
| 21 | 11/3 vs. LAC | Q. Johnston reception |
| 21 | 10/27 vs. BAL | Z. Flowers reception |
| 21 | 10/20 vs. CIN | T. Higgins reception |
| 21 | 9/8 vs. DAL | B. Cooks reception |
| 20 | 11/17 at NO | J. Johnson reception |
| 20 | 11/3 vs. LAC | L. McConkney reception |
| 20 | 10/13 at PHI | G. Calcaterra reception |
| 20 | 9/22 vs. NYG | W. Robinson reception |
| 20 | 9/15 at JAX | T. Etienne reception |

NO. OF 20-PLUS YARD PLAYS: 47 (11 RUSH, 36 PASS)
NO. OF 40-PLUS YARD PLAYS: 12 (3 RUSH, 9 PASS)

2024 LONGEST PLAYS

LONGEST KICK/PUNT RETURNS

| BROWNS | | | |
|--|-------|---------------|---------------|
| TYPE | YARDS | OPPONENT | RETURNER |
| KR | 29 | 10/6 at WAS | D. Foreman |
| PR | 28 | 9/8 vs. DAL | J. Darden |
| KR | 28 | 9/8 vs. DAL | J. Darden |
| KR | 27 | 11/21 vs. PIT | J. Ford |
| KR | 27 | 10/6 at WAS | P. Strong |
| KR | 27 | 10/6 at WAS | P. Strong |
| KR | 27 | 9/29 at LV | D. Foreman |
| KR | 26 | 11/17 at NO | J. Ford |
| KR | 25 | 10/6 at WAS | P. Strong |
| KR | 25 | 10/6 at WAS | P. Strong |
| KR | 25 | 9/15 at JAX | J. Proche |
| KR | 24 | 11/3 vs. LAC | P. Strong |
| KR | 24 | 9/22 at LV | G. Brightwell |
| PR | 24 | 9/8 vs. DAL | J. Darden |
| KR | 23 | 11/21 vs. PIT | J. Ford |
| KR | 23 | 11/3 vs. LAC | P. Strong |
| KR | 23 | 10/27 vs. BAL | P. Strong |
| KR | 22 | 11/21 vs. PIT | J. Ford |
| KR | 21 | 12/2 at DEN | J. Ford |
| KR | 21 | 9/8 vs. DAL | J. Darden |
| KR | 20 | 10/6 at WAS | P. Strong |
| NO. OF 20-PLUS YARD RETURNS: 21 (19 KICKOFF, 2 PUNT) | | | |
| NO. OF 40-PLUS YARD RETURNS: 0 (0 KICKOFF, 0 PUNT) | | | |

| OPPONENTS | | | |
|--|-------|---------------|----------------|
| TYPE | YARDS | OPPONENT | RETURNER |
| KR | 100 | 10/20 vs. CIN | C. Jones |
| PR | 60 | 9/8 vs. DAL | K. Turpin |
| PR | 53 | 11/17 at NO | D. Pettis |
| PR | 53 | 11/3 vs. LAC | D. Davis |
| KR | 42 | 11/17 at NO | T. Hill |
| KR | 34 | 10/27 vs. BAL | C. Collier |
| KR | 29 | 10/13 at PHI | I. Rodgers |
| KR | 29 | 10/6 at WAS | A. Ekeler |
| KR | 28 | 9/29 at LV | T. McCallister |
| KR | 28 | 9/22 vs. NYG | E. Gray |
| KR | 27 | 10/27 vs. BAL | C. Collier |
| KR | 26 | 11/21 vs. PIT | J. Warren |
| KR | 24 | 11/21 vs. PIT | C. Patterson |
| KR | 24 | 10/27 vs. BAL | C. Collier |
| KR | 24 | 10/27 vs. BAL | C. Collier |
| KR | 24 | 10/27 vs. BAL | C. Collier |
| KR | 24 | 10/27 vs. BAL | C. Collier |
| KR | 24 | 9/22 vs. NYG | E. Gray |
| PR | 23 | 10/20 vs. CIN | C. Jones |
| KR | 23 | 10/27 vs. BAL | C. Collier |
| KR | 22 | 10/13 at PHI | I. Rodgers |
| KR | 21 | 9/29 at LV | T. McCallister |
| KR | 20 | 10/6 at WAS | A. Ekeler |
| PR | 20 | 9/8 vs. DAL | K. Turpin |
| NO. OF 20-PLUS YARD RETURNS: 19 (17 KICKOFF, 2 PUNT) | | | |
| NO. OF 40-PLUS YARD RETURNS: 5 (2 KICKOFF, 3 PUNT) | | | |