




CLEVELAND BROWNS

2 0 2 4 S E A S O N




VS



GAME RELEASE

KANSAS CITY CHIEFS VS CLEVELAND BROWNS

DECEMBER 15, 2024 • 1:00 PM



CLEVELAND BROWNS WEEKLY GAME RELEASE

SUNDAY, DECEMBER 15, 2024 | 1 PM ET | HUNTINGTON BANK FIELD | CLEVELAND, OHIO



2024 SCHEDULE

REGULAR SEASON (3-10)

1	Sep. 8	DALLAS COWBOYS	L 17-33
2	Sep. 15	at Jacksonville Jaguars	W 18-13
3	Sep. 22	NEW YORK GIANTS	L 15-21
4	Sep. 29	at Las Vegas Raiders	L 16-20
5	Oct. 6	at Washington Commanders	L 13-34
6	Oct. 13	at Philadelphia Eagles	L 16-20
7	Oct. 20	CINCINNATI BENGALS	L 14-21
8	Oct. 27	BALTIMORE RAVENS	W 29-24
9	Nov. 3	LOS ANGELES CHARGERS	L 10-27
10		BYE WEEK	
11	Nov. 17	at New Orleans Saints	L 14-35
12	Nov. 21	PITTSBURGH STEELERS	W 24-19
13	Dec. 2	at Denver Broncos	L 32-41
14	Dec. 8	at Pittsburgh Steelers	L 14-27
15	Dec. 15	KANSAS CITY CHIEFS	1 PM/CBS
16	Dec. 22	at Cincinnati Bengals	1 PM/FOX
17	Dec. 29	MIAMI DOLPHINS	8:20 PM/NBC
18	TBD	at Baltimore Ravens	TBD

BROWNS COMMUNICATIONS STAFF

PETER JOHN-BAPTISTE, CHIEF COMMUNICATIONS OFFICER
pjohnbaptiste@haslamsports.com, (440) 891-5015

DAN MURPHY, DIRECTOR, FOOTBALL COMMUNICATIONS
dmurphy@clevelandbrowns.com, (440) 824-3659

JORDYN WHITE, DIRECTOR, COMMUNITY & CORPORATE COMMUNICATIONS
jwhite@clevelandbrowns.com, (440) 824-6175

DOMINIQUE PAGE, MANAGER, COMMUNICATIONS
dpage@clevelandbrowns.com, (440) 891-5025

VICTORIA GUERRA, COORDINATOR, COMMUNICATIONS
vguerra@clevelandbrowns.com, (817) 905-7330

COLLIN THOMAS, INTERN, COMMUNICATIONS
cthomas@clevelandbrowns.com, (772) 233-8510

LIANNE RODRIGUEZ, FELLOW, COMMUNICATIONS
lrodriguez@haslamsports.com, (817) 367-6826

BROWNS ONLINE MEDIA CENTER

The Browns PR staff invites media members to utilize the Browns Media Center available at browns.1rmg.com.

The online media center is updated daily and includes information to better assist media cover the team. All information is available to view, download and print on the site and is available via desktop or mobile platform.

WEEK 15 VS. CHIEFS

The Browns host the Kansas City Chiefs on Sunday, Dec. 15. The Chiefs lead the all-time regular season series 14-11-2, but the Browns own an 8-4-1 mark in Cleveland. Since head coach Kevin Stefanski was hired in 2020, the Browns are 26-14 (.650) at home.

BROADCAST INFORMATION

TELEVISION: CBS

Play-by-Play: Ian Eagle

Analyst: Charles Davis

Sideline Reporter: Evan Washburn

NATIONAL RADIO: ESPN

Play-by-Play: Mike Couzens

Analyst: Kelly Stouffer

UNIVERSITY HOSPITALS CLEVELAND BROWNS RADIO NETWORK

92.3 The Fan (WKRC-FM), 850 ESPN Cleveland & WNCX (98.5 FM)

Play-by-Play: Andrew Siciliano

Analyst: Nathan Zegura

Sideline Reporter: Je'Rod Cherry

SIRIUSXM

81 or 226

UPCOMING MEDIA SCHEDULE

WEDNESDAY, DECEMBER 11

12:00 p.m. - Kevin Stefanski available

12:45 p.m. - Open locker room

2:05 p.m. - Practice*

THURSDAY, DECEMBER 12

11:00 a.m. - Bubba Ventrone available

11:20 a.m. - Ken Dorsey available

11:50 a.m. - Jim Schwartz available

12:30 p.m. - Practice*

After practice - Open locker room

FRIDAY, DECEMBER 13

10:45 a.m. (approximately) - Safeties coach Ephraim Banda and offensive line coach Andy Dickerson available

12:15 p.m. - Practice*

After practice - Kevin Stefanski and open locker room

SATURDAY, DECEMBER 14

No scheduled availability

SUNDAY, DECEMBER 15

1:00 p.m. - Cleveland Browns vs. Kansas City Chiefs

*Regular Season Practice Access

- Last week, the Browns fell 27-17 in Pittsburgh. WR Jerry Jeudy and TE David Njoku each caught touchdown passes and DE Myles Garrett recorded a sack.
- Since taking over as the starter in Week 8, QB Jameis Winston is second the NFL with 315.3 passing yards per game, trailing only Cincinnati's Joe Burrow (324.5). They are the only players averaging more than 300 passing yards per game during that span. In six starts this season, Winston has totaled two of the top eight single-game passing yardage totals in team history with a franchise record 497 (at Denver on Dec. 2) and 395 (at New Orleans on Nov. 17).
- Last week, WR Jerry Jeudy recorded five receptions for 64 yards and one touchdown. He is leading the team this season with 59 receptions and 944 receiving yards, while adding four touchdowns. His yardage total is third in the NFL. Earlier this season, he registered the fourth-most receiving yards in a game by a Brown with 235. He joined Cincinnati's Ja'Marr Chase (264) as the only players to reach 200 receiving yards in a game in 2024.
- DE Myles Garrett has recorded five career games with at least three sacks, including two this year. He is the only NFL player with multiple games with at least three sacks this season. Garrett is tied for second in the league with 11 sacks this season. He is the only NFL player to record at least 10 sacks in each of the past seven seasons (2018-24). Garrett is the Browns all-time sack leader with 99.5 in 113 career games.
- CB Denzel Ward is leading the NFL this season with 19 passes defended, four more than the player in second. He has added two interceptions this season. His 19 passes defended are a career-high and tied the most by a Brown after the first 14 weeks of a season. He is also the only NFL player to record at least 10 passes defended and two interceptions in each of the past seven seasons (2018-24). Since entering the league as a first-round pick in 2018, Ward is first in the NFL with 95 passes defended.
- TE David Njoku recorded seven receptions for 42 yards and two touchdowns at Pittsburgh. He is leading the team with five receiving touchdowns this year. Earlier this season, he passed WR Gary Collins for the second-most receptions in Browns history. Njoku only trails Pro Football Hall of Famer Ozzie Newsome on the team's all-time receptions list. Njoku has 30th career receiving touchdowns, the most by a Brown since the team's return in 1999 and the seventh-most in team history.
- S Rodney McLeod Jr. has scored two touchdowns this season. He returned a blocked field goal 50-yards for a touchdown at Philadelphia (10/13). It was the Browns first blocked field goal returned for a touchdown since Leigh Bodden on Nov. 13, 2005. He also returned a fumble 25-yards for a score at Las Vegas (9/29).
- P Corey Bojorquez is leading the NFL with 15 punts inside the 10-yard line and is tied for second in the league with 31 inside the 20-yard line. His 50.5 punt average ranks seventh in the league.

WHAT TO LOOK FOR THIS WEEK

TEAM

- The team looks to improve to 26-14 (.650) at home under Kevin Stefanski.

RB NICK CHUBB

- Needs 198 yards to enter the 7,000 rushing yard club, would join Jim Brown (9,322) as the lone Browns to rush for at least 7,000 yards in their first seven seasons.

DE MYLES GARRETT

- Needs a half sack to reach 100 for career.
- Has two games with three sacks this season, the most in the NFL and can increase that accomplishment to three. Can tie Josh Hines-Allen (three) for the most since the start of the 2023 season.

TE DAVID NJOKU

- Aims for five-or-more catches in seven of past eight games.
- Needs 61 receiving yards to tally three consecutive seasons with 500 or more receiving yards.

CB DENZEL WARD

- Needs one pass breakup for 20 in a single season to become one of five Browns to accomplish this feat in a single season.
- Five pass deflections away from reaching the 100 club.
- Ward is one game away from passing Joe Haden (28) for top of the Browns' all-time list of games with multiple pass breakups.

WR JERRY JEUDY

- 29 receiving yards away from a career high...Tallied 972 in 2022.
- Aims for seventh game in a row with 60-or-more receiving yards.
- One 100 receiving yard game will tie his single season record (three).

IN LOVING MEMORY OF JIM DONOVAN



1956-2024

On Saturday, Oct. 26, Jim Donovan, "The Voice of the Cleveland Browns," passed away at the age of 68 after battling chronic lymphocytic leukemia. Donovan served as the radio voice of the Browns for 25 seasons, starting with the team's return in 1999.

"He touched the lives of our fans each and every Sunday with his love for the Browns and his brilliance at his craft," said Dee and Jimmy Haslam. "He will be greatly missed, but he cemented a legacy that will live on forever."

Over the course of his storied career, Donovan had signature calls that highlighted his career and are permanently etched in Browns lore. Donovan was inducted into the 2024 Class of Browns Legends on Sept. 22.

BROWNS GIVE BACK

The Browns have a unified and focused philanthropic mission with “Browns Give Back” that extends throughout Northeast Ohio. Led by Dee and Jimmy Haslam, Whitney and JW Johnson, COO David Jenkins, EVP/GM Andrew Berry and Head Coach Kevin Stefanski, the entire Browns organization - coaches, players and front office members - are dedicated to creating meaningful impact in the communities in which we live and work by investing their time and resources under the Browns Give Back platform.

The target of these endeavors devotes to three focus areas: **EDUCATION**, **YOUTH FOOTBALL** and **SOCIAL JUSTICE**.

SANCTION GIRLS HS FLAG FOOTBALL IN OHIO

Since 2021, the Browns have worked with Northeast Ohio Flag Football to elevate girls flag football to promote equality in high school sports. Over the past four seasons, the number of Northeast Ohio high schools with teams has grown from two to 51. The Browns are focused on pushing girls high school flag football to become a sanctioned varsity sport under the Ohio High School Athletic Association.



2024 BROWNS HIGH SCHOOL COACH OF THE YEAR

The Browns have named Mac Stephens, head coach of the Cleveland Heights High School football team, the 2024 Cleveland Browns High School Coach of the Year - a recognition that celebrates his commitment to his team, school and community. With the nomination of Stephens as Coach of the Year, the Cleveland Heights football program will receive a \$5,000 donation toward health and safety efforts.



The Stay in the Game! Attendance Network works to campaign, connect and convene with experts and supporters to dramatically improve attendance for Ohio students. The Network was launched in 2019 by the Cleveland Browns Foundation, Ohio Department of Education and Workforce and Harvard's Proving Ground, and is now managed by Battelle. For the 2024-25 school year, the Network has partnered with **100+ school districts** to positively impact the lives of **400k+ students**.

STAY IN THE GAME! ROOM

On Tuesday, December 3rd, the Browns Stay in the Game! Attendance Network (SITG!) will hosted a ribbon cutting celebration for the grand opening of two newly designed student rooms at Memorial Junior High School, supported by the Arby's Foundation.

The first room, functioning as a student lounge room and incentive for students with favorable attendance, will provide an area for students to enjoy crafts, games and lounging. The second room will serve as a calming sensory room to provide students with an area to de-escalate and eventually go back to class. This is the sixth SITG! room installed at a school in Northeast Ohio and the first ever calming room.



THE HEAD COACHES

BROWNS HEAD COACH KEVIN STEFANSKI




Head Coach Kevin Stefanski became the 18th full-time head coach in franchise history on January 13, 2020. The two-time Associated Press NFL Coach of the Year led the Browns to two postseason appearances and two 11-win season becoming the second coach in club history to record multiple seasons with at least 11 regular season wins (Paul Brown, 1951 and 1953). In his first season, he led the club to their first playoff appearance since 2002 and first playoff victory in 26 years, earning him his first AP Coach of the Year. Prior to Cleveland, Stefanski spent 14 seasons with the Minnesota Vikings in various roles. Stefanski joined the Vikings in 2006 as an assistant to the head coach, assistant quarterbacks coach (2009-13), tight ends (2014-15) and lone season (2016) coaching running backs. From 2017-18, he coached the quarterbacks and added the role of interim offensive coordinator for the final three games in 2018 before being named the team's offensive coordinator in 2019. Stefanski played defensive back at University of Pennsylvania.

COACHES COMPARISON

Kevin Stefanski		Andy Reid
40-40 (.500)	Record as Head Coach	270-145 (.650)
40-40 (.500)	Record with Current Team	140-52 (.729)
3-10 (.231)	2024 Overall Record	12-1 (.923)
5th	Years as Head Coach with Team	12th
5th	Years as Head Coach in NFL	26th

CHIEFS HEAD COACH ANDY REID



Andy Reid was appointed the 13th head coach of the Chiefs franchise on Jan. 7, 2013. He began his NFL coaching career with the Packers serving as an Offensive Assistant and TE's coach from 1992-96 and 1997-98 (Asst. HC/QBs coach) helping win Super Bowl XXXI in 1997. He started his coaching career at the collegiate level with BYU in 1982 (graduate assistant), San Francisco State from 1983-85 (OL coach), Northern Arizona in 1986 (OL coach), Texas- El Paso from 1987-88 (OL coach) and Missouri from 1989-91 (OL coach). Reid spent time with the Eagles organization from 1992-2012 serving as their Head Coach. In his time with the Eagles, he won Coach of the Year in 2002 helping the team to a 12-win season and a NFC Championship berth. During his 12 years in Kansas City, Reid has led the team to a winning record in every season he has coached, making an appearance in four super bowls in 2019, 2020, 2022 and 2023, winning three of them (2019, 2022, 2023) headlined by QB Patrick Mahomes, TE Travis Kelce and DT Chris Jones. Reid played football at Glendale Community College (1976-77) and BYU (1978-80).

WEEK 15 AFC NORTH SCHEDULE



CINCINNATI AT TENNESSEE
DEC. 15, 1 P.M. ET



BALTIMORE AT NEW YORK GIANTS
DEC. 15, 1 P.M. ET



PITTSBURGH AT PHILADELPHIA
DEC. 15, 4:25 P.M. ET



A LOOK AT THE NEXT GAME
CLEVELAND AT CINCINNATI
DEC. 22, 1 P.M. ET



The Cleveland Browns and Cincinnati Bengals are set to faceoff in Week 16 of the regular season. In their last game, on October 20, 2024, Cincinnati came out on top with a 21-14 victory. The Bengals lead the series with a 54-48 record.

WEEK 16 AFC NORTH SCHEDULE



PITTSBURGH VS. BALTIMORE
DEC. 21, 4:30 P.M. ET



SERIES HISTORY

ALL-TIME REGULAR SEASON GAME RESULTS VS. KANSAS CITY CHIEFS			
Team	Date	Result	Score
at Kansas City	11/14/71	L	7-13
Kansas City	10/8/72	L	7-31
at Kansas City	12/2/73	T	20-20
Kansas City	12/14/75	W	40-14
at Kansas City	12/12/76	L	14-39
Kansas City	10/30/77	W	44-7
at Kansas City	10/22/78	L	3-17
at Kansas City	9/9/79	W	27-24
Kansas City	9/21/80	W	20-13
at Kansas City	9/30/84	L	6-10
Kansas City	10/12/86	W	20-7
at Kansas City	9/4/88	W	6-3
Kansas City	11/19/89	T (OT)	10-10
at Kansas City	9/30/90	L	0-34
Kansas City	11/24/91	W	20-15
at Kansas City	11/20/94	L	13-20
Kansas City	9/24/95	W	35-17
Kansas City	9/8/02	L	39-40
at Kansas City	11/9/03	L	20-41
Kansas City	12/3/06	W (OT)	31-28
at Kansas City	12/20/09	W	41-34
Kansas City	9/19/10	L	14-16
Kansas City	12/9/12	W	30-7
at Kansas City	10/27/13	L	17-23
at Kansas City	12/27/15	L	13-17
Kansas City	11/4/18	L	21-37
at Kansas City	9/12/21	L	29-33
All-Time Regular Season Totals		11-14-2	.444
Home		8-4-1	.654
Away		3-10-1	.250



2024 NFL REGULAR SEASON RANKINGS



17.85 (29)	Points PG	23.69 (T11)
313.0 (22)	Total YPG	338.2 (16)
88.5 (30)	Rushing YPG	110.6 (21)
224.5 (15)	Passing YPG	227.6 (13)
25.8 (26)	Points APG	19.4 (7)
343.2 (21)	Total Defensive YPG	310.1 (6)
127.9 (22)	Rushing Defensive YPG	88.3 (3)
215.3 (13)	Passing Defensive YPG	221.8 (20)
-10 (29)	Turnover Ratio	-4 (22)

THE LAST TIME VS. KANSAS CITY



BROWNS 29
CHIEFS 33
Sept. 12, 2021

GEHA Field at Arrowhead Stadium, Kansas City, Mo.



TEAM	1	2	3	4	F
Cleveland	8	14	0	7	29
Kansas City	3	7	10	13	33

SCORING SUMMARY

TEAM	Q	TIME	PLAY
Browns	1	7:53	N.Chubb 4 yd. run (K.Hunt run) (13-75, 7:07)
Chiefs	1	1:51	H.Butker 28 yd. Field Goal (10-71, 6:02)
Browns	2	13:28	J.Landry 5 yd. run (C.McLaughlin kick) (6-75, 3:23)
Chiefs	2	6:30	P.Mahomes 5 yd. run (H.Butker kick) (12-75, 6:58)
Browns	2	2:55	N.Chubb 18 yd. run (C.McLaughlin kick) (6-81, 3:35)
Chiefs	3	7:27	T.Kelce 11 yd. pass from P.Mahomes (H.Butker kick) (14-75, 7:33)
Chiefs	3	0:32	H.Butker 43 yd. Field Goal (10-28, 5:24)
Browns	4	10:24	K.Hunt 2 yd. run (C.McLaughlin kick) (9-75, 5:08)
Chiefs	4	10:10	T.Hill 75 yd. pass from P.Mahomes (H.Butker kick) (1-75, 0:14)
Chiefs	4	7:04	T.Kelce 8 yd. pass from P.Mahomes (pass failed) (3-15, 1:32)

TEAM STATISTICS

	CLE	K.C.
FIRST DOWNS:	24	21
TIME OF POSSESSION:	27:13	32:47
TOTAL NET YARDS: (RU/PA):	457 (153/304)	397 (73/324)
SACKS/YARDS	2/13	2/17
PUNTS/AVERAGE:	1/52.0	2/45.5
PENALTIES/YARDS:	5/30	5/36
FUMBLES/LOST:	2/1	0/0

INDIVIDUAL STATISTICS

PASSING: CLE: B.Mayfield 21-28-321; KC: P.Mahomes 27-36-337 (3 TDs).
RUSHING: CLE: N.Chubb 15-83 (2 TDs), K.Hunt 6-33 (TD), A.Schwartz 1-17, J.Landry 2-13 (TD), B.Mayfield 1-7, J.Gillan 1-0; KC: C.Edwards-Helaire 14-43, P.Mahomes 5- 18 (TD), T.Hill 1-4, Da.Williams 1-4, M.Burton 1-2, B.Bell 1-2.
RECEIVING: CLE: D.Njoku 3-76, J.Landry 5-71, A.Schwartz 3-69, K.Hunt 3-28, A.Hooper 3-27, N.Chubb 2-18, H.Bryant 1-17, B.Mayfield 0-11, D.Peoples-Jones 1-4, A.Janovich 0-0; KC: T.Hill 11-197 (TD), T. Kelce 6-76 (2 TDs), C.Edwards-Helaire 3-29, M.Hardman 3-19, D.Robinson 1-9, B.Pringle 1-6, B.Bell 1-3, M.Remmers 1-2.



STANDOUT PERFORMANCES VS. CHIEFS

JAMEIS WINSTON

Oct. 9, 2017 vs. KC

16-of-31
261 passing yards
5 touchdowns
119.8 passer rating



SHELBY HARRIS

Career vs. KC (13 GP)

20 tackles
13 assists
5.0 sacks
45 sack yards
4 passes defended



NICK CHUBB

Career vs. KC (2 GP)

37 rushing attempts
168 rushing yards
3 rushing touchdowns



RODNEY MCLEOD JR.

Career vs. KC (4 GP)

9 tackles
4 assists
1 interception
2 passes defended



JERRY JEUDY

Career vs. KC (8 GP)

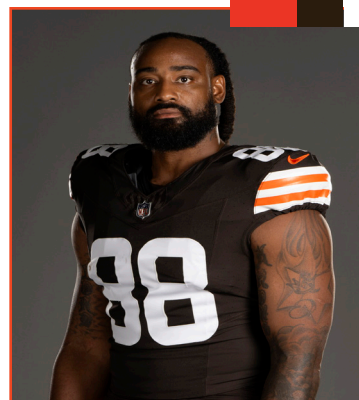
29 receptions
307 receiving yards
4 touchdowns



JORDAN AKINS

Career vs. KC (3 GP)

8 receptions
100 receiving yards
2 touchdowns



DAVID NJOKU

Career vs. KC (2 GP)

7 receptions
129 receiving yards



COLLEGE CONNECTIONS

CLE RB Jerome Ford (2020-21)		KC S Bryan Cook (2019-21)
CLE LB Mohamoud Diabate (2018-21)		KC T Jawaan Taylor (2016-18)
CLE WR Kadarius Toney (2017-20)		
CLE DE James Houston (2017-20)		
CLE QB Jameis Winston (2012-14)		KC DT Derrick Nnadi (2014-17)
CLE RB Nick Chubb (2014-17)		KC DE Malik Herring (2017-20)
CLE S Grant Delpit (2017-19)		KC RB Clyde Edwards-Helaire (2017-19)
CLE LB Devin Bush (2016-18)		KC DE Mike Danna (2019)
CLE LB Khaleke Hudson (2016-19)		KC DE Joshua Uche (2016-19)
CLE DE Isaiah McGuire (2019-22)		KC LB Nick Bolton (2018-20)
CLE DE Ogbo Okoronkwo (2014-17)		KC C Creed Humphrey (2017-20)
		KC RB Samaje Perine (2014-16)
CLE DE Cameron Thomas (2018-21)		KC P Marr Araiza (2018-21)
CLE WR Cedric Tillman (2018-22)		KC G Trey Smith (2017-21)
CLE RB D'Onta Foreman (2014-16)		KC DE Charles Omenihu (2015-18)
CLE TE Jordan Akins (2014-17)		KC K Matthew Wright (2014-18)

PLAYER CONNECTIONS

- Chiefs **Assistant Special Teams Coach Andy Hill** coached at Missouri during Browns DE **Isaiah McGuire's** freshman season in 2019.
- Browns **Offensive Assistant/Quarterbacks Coach Ashton Grant** was a quality control coach at Holy Cross during Chiefs OL **C.J. Hanson's** first two years with the Crusaders.
- Browns **Safeties Coach Ephraim Banda** was a defensive quality control coach during Chiefs DT **Chris Jones'** final season at Mississippi State in 2015.

COACHING CONNECTIONS

- Browns **Head Coach Kevin Stefanski** coached alongside Chiefs **Linebackers Coach Brendan Daily** from 2006-08 and 2012-13. Browns **Cornerbacks Coach Brandon Lynch** (2013), **Wide Receivers Coach and Passing Game Coordinator Chad O'Shea** (2006-08), **Senior Offensive Assistant Bill Musgrave** (2011-13), **Senior Offensive Assistant/Special Projects Kevin Rogers** (2006-10) were also on staff with Stefanski and Daily.
- Browns **Running Backs Coach Duce Staley** played (1997-03) and coached (2010-20) under Chiefs **Head Coach Andy Reid** when he was the head coach for the Philadelphia Eagles (1999-12). Staley also coached alongside Chiefs **Offensive Coordinator Matt Nagy** (2010-12), **Assistant Offensive Line Coach Corey Mattheae** (2008-12) and **Tight Ends Coach Tom Melvin** (1999-12) for the Eagles.
- Browns **Assistant Head Coach and Special Teams Coordinator Bubba Ventrone** (2015-17) and **Wide Receivers Coach and Passing Game Coordinator Chad O'Shea** (2009-18) coached alongside Chiefs **Linebackers Coach Brendan Daily** (2014-18) for the New England Patriots.

FORMER NFL TEAMMATES

CLE LB Jordan Hicks (2020-21)		KC WR Deandre Hopkins (2020-23)
CLE DE Cameron Thomas (2022-23)		KC OL D.J. Humphries (2015-23)
CLE RB D'Onta Foreman (2022)		CLE CB Keith Taylor (2021-22)
CLE WR Jerry Jeudy (2020-23)		KC RB Samaje Perine (2023)
CLE RB RB D'Onta Foreman (2017-18)		KC WR Deandre Hopkins (2013-19)
CLE TE Jordan Akins (2018-22)		KC S Justin Reid (2018-21)
CLE T Geron Christian (2021)		KC DE Charles Omenihu (2019-21)
CLE K Dustin Hopkins (2021-22)		KC LB Drue Tranquill (2019-22)
CLE QB Bailey Zappe (2022-23)		KC WR JuJu Smith-Schuster (2023)
CLE RB Pierre Strong Jr. (2022)		KC DE Joshua Uche (2020-24)
CLE LB Jordan Hicks (2015-18)		KC QB Carson Wentz (2016-20)
CLE S Rodney McLeod Jr. (2016-21)		KC DT Marlon Tuipulotu (2021-24)
CLE LB Devin Bush (2019-22)		KC WR JuJu Smith-Schuster (2017-21)
		KC K Matthew Wright (2020, 2022)
CLE QB Jameis Winston (2015-19)		KC WR Justin Watson (2018-21)
CLE K Dustin Hopkins (2015-21)		KC RB Samaje Perine (2017-18)

OHIO TIES

- Chiefs **S Bryan Cook** is from Cincinnati.
- Chiefs **RB Kareem Hunt** is from Willoughby.
- Chiefs **TE Travis Kelce** is from Cleveland Heights.
- Chiefs **G Joe Thuney** is from Centerville.
- Chiefs **Safeties Coach Donald D'Alesio** is from Youngstown.

MISSOURI TIES

- Browns **CB Mike Ford Jr.** played college football at Southeast Missouri State.

FORMER BROWNS

- Chiefs **Defensive Line Coach Joe Cullen** served in the same role for the Browns in 2013.
- Chiefs **RB Kareem Hunt** played for the Browns from 2019-23.

FORMER CHIEFS

- Browns **Pass Game Coordinator/Wide Receivers Coach Chad O'Shea** coached for the Chiefs from 2003-05.
- Browns **S Juan Thornhill** played for the Chiefs from 2019-22.
- Browns **WR Kadarius Toney** played for the Chiefs from 2022-23.
- Browns **T Geron Christian** spent time with the Chiefs in 2022.
- Browns **DE Cameron Thomas** spent part of the 2024 season with the Chiefs.

OFFENSIVE STARTERS

WR

CEDRIC TILLMAN

Third round pick by the Browns in 2023... Father, Cedric, played WR in the NFL for four seasons.

LT

GERMAIN IFEDI

Joined the Browns as a free agent in 2024...Originally selected by the Seahawks in the first round of the 2016 NFL Draft.

LG

JOEL BITONIO

Longest tenured Brown...Selected to six Pro Bowls, tied for the fourth-most in team history, trailing only Pro Football Hall of Famers Joe Thomas (10), Jim Brown (9) and Lou Groza (9)... Five-time All-Pro honoree... Second round pick in 2014.

C

ETHAN POCIC

Signed with the Browns as an unrestricted free agent in 2022... Originally a second-round pick by Seattle in 2017.

RG

WYATT TELLER

Three-time Pro Bowl selection and two-time All-Pro honoree... Selected by Buffalo in the fifth round in 2018 and traded to the Browns in 2019.

RT

JACK CONKLIN

Two-time first team All-Pro selection... Originally selected by Tennessee in the first round of the 2016 draft and joined the Browns as an unrestricted free agent in 2020.

TE

DAVID NJOKU

Earned first career Pro Bowl nod in 2023... Second in Browns history for touchdown catches and receptions by a tight end, trailing only Pro Football Hall of Famer Ozzie Newsome... First round pick by the Browns in 2017.

QB

JAMEIS WINSTON

Selected to one Pro Bowl... Amassed more than 5,000 passing yards in 2019... First overall pick by Tampa Bay in 2015 and joined the Browns as an unrestricted free agent in 2024... 2013 Heisman Trophy Winner.

RB

NICK CHUBB

Selected to four consecutive Pro Bowls...Finished 2022 with a career-high 1,525 rushing yards, joining Jim Brown as the only Browns to surpass 1,500 rushing yards in a season...Finished second in the NFL in rushing yards in 2019 and 2021, while finishing third in 2022...Second round draft pick by the Browns in 2018.

WR

ELIJAH MOORE

Set career highs in receptions and receiving yards during first season with the Browns in 2023... Led the Jets in receiving yards as a rookie in 2021... Second round pick by the Jets in 2021 and acquired by the Browns via trade in 2023.

WR

JERRY JEUDY

Joined the Browns via trade prior to the 2024 season and inked a three-year extension... Originally a first-round pick by Denver in 2020... Won the 2018 Biletnikoff Award for the most outstanding receiver in college football.

OFFENSIVE KEY RESERVES

TE

JORDAN AKINS

Joined the Browns as a unrestricted free agent in 2023... Led all NFL tight ends with an average of 13.4 yards per reception in 2022... Originally a third round pick by the Texans in 2018... Also a third round selection in the 2010 Major League Baseball Draft by the Texas Rangers and played in 321 career minor league games.

RG

MICHAEL DUNN

Signed with the Browns as a free agent in 2020.

RB

PIERRE STRONG JR.

Appeared in all 17 games with the Browns as a reserve in 2023... Fourth round pick by New England in 2022 and acquired by Cleveland via traded prior to the 2023 season... Led the NCAA Division 1 FCS in rushing with 1,668 yards his senior season.

QB

DORIAN THOMPSON-ROBINSON

Fifth round pick by the Browns in 2023.

RB

JEROME FORD

Led the Browns in rushing in 2023... Tied for team lead in 2023 with nine total touchdowns (five receiving and four rushing)... Fifth round pick by the Browns in 2022.

SPECIALISTS

K

DUSTIN HOPKINS

Browns single season record holder with 33 made field goals in 2023... Inked three-year extension in July 2024... Set NFL record with at least one 50-plus yard field goal in five consecutive games in 2023... Drafted by the Bills in the sixth round in 2013 and acquired by the Browns via trade prior to the start of the 2023 season.

P

COREY BOJORQUEZ

Set Browns single-season record with 49.4 average in 2023... Kicks with his left foot but is right-handed... Originally signed by the Patriots as an undrafted free agent in 2018 and joined the Browns as an unrestricted free agent in 2022.

LS

REX SUNAHARA

Joined the Browns as a free agent in 2024.

DEFENSIVE STARTERS

DE MYLES GARRETT

2023 NFL Defensive Player of the Year... Five-time Pro Bowler and five-time All-Pro honoree... Only NFL player to record at least 14 sacks each season from 2021-23 and the only NFL player to record at least 10 sacks each season from 2018-23... Browns career sack leader... First overall pick in 2017.

DT DALVIN TOMLINSON

Joined the Browns as an unrestricted free agent in 2023... Logged more than 100 career regular season games... Second round pick by the Giants in 2017.

DT SHELBY HARRIS

Joined the Browns as a free agent in 2023... Logged more than 100 career regular season games... Seventh round pick by the Raiders in 2014.

DE OGBO OKORONKWO

Joined the Browns as an unrestricted free agent in 2023... Helped the Rams win Super Bowl LVI... Fifth round pick by the Rams in 2018.

LB MOHAMOUD DIABATE

Made the Browns as an undrafted free agent in 2023.

LB JORDAN HICKS

Joined the Browns as an unrestricted free agent in 2024... Has recorded at least 100 tackles in each of the past five seasons (2019-23)... Drafted by Philadelphia in the third round in 2015.

CB DENZEL WARD

Three-time Pro Bowl honoree... First player since 1999 (when passes defended became an official statistic) to have at least 10 passes defended and two interceptions in each of his first six seasons... One of two NFL players to record at least two interceptions every season since 2018.

CB GREG NEWSOME II

First round pick by the Browns in 2021... Tied for team lead with a career-high 14 passes defended in 2023.

CB MARTIN EMERSON JR.

One of three NFL players to record at least 14 passes defended in 2022 and 2023, joining CB Darius Slay and CB Darius Williams... Led Browns with four interceptions and tied for team lead with 14 passes defended in 2023... Third round pick by the Browns in 2022.

S GRANT DELPIT

Inked three-year extension in December 2023...Was leading the Browns in several categories including tackles before suffering a season-ending injury in Week 14 of 2023... Second round pick by the Browns in 2020.

S JUAN THORNHILL

Two-time Super Bowl champion... Joined the Browns as an unrestricted free agent in 2023... Second round pick by Kansas City in 2019.

DEFENSIVE KEY RESERVES

CB CAMERON MITCHELL

Fifth round pick by the Browns in 2023.

S RODNEY MCLEOD JR.

Joined the Browns as a free agent in 2023... Logged more than 150 career games... Helped the Eagles win Super Bowl LII... Originally signed by the Rams as an undrafted free agent in 2012.

LB DEVIN BUSH

Joined the Browns as an unrestricted free agent in 2024... First round draft pick by the Steelers in 2019.

S RONNIE HICKMAN

Made the Browns as an undrafted free agent in 2023... Recorded one interception as a rookie.

DE ISAIAH MCGUIRE

Fourth round pick by the Browns in 2023.

TEAM NOTES

- The Browns roster has nine players who have received Pro Bowl honors. G Joel Bitonio earned his sixth-straight Pro Bowl nod in 2023, the most by any current Brown.

BROWNS PRO BOWLERS

G Joel Bitonio (6)	2018, 2019, 2020, 2021, 2022, 2023
DE Myles Garrett (5)	2018, 2020, 2021, 2022, 2023
RB Nick Chubb (4)	2019, 2020, 2021, 2022
CB Denzel Ward (3)	2018, 2021, 2023
QB Deshaun Watson (3)	2018, 2019, 2020
G Wyatt Teller (3)	2021, 2022, 2023
TE David Njoku (1)	2023
LB Jeremiah Owusu-Koramoah (1)	2023
QB Jameis Winston (1)	2015



- The current Browns roster has 12 former first round picks including six top-10 picks.

FORMER FIRST ROUNDERS

Round (Overall)	Player	Team	Year
1 (1)	QB Jameis Winston	Buccaneers	2015
1 (8)	T Jack Conklin	Titans	2016
1 (31)	T Germain Ifedi	Seahawks	2016
1 (1)	DE Myles Garrett	Browns	2017
1 (12)	QB Deshaun Watson	Texans	2017
1 (29)	TE David Njoku	Browns	2017
1 (4)	CB Denzel Ward	Browns	2018
1 (10)	LB Devin Bush	Steelers	2019
1 (10)	T Jedrick Wills Jr.	Browns	2020
1 (15)	WR Jerry Jeudy	Broncos	2020
1 (20)	WR Kadarius Toney*	Giants	2021
1 (26)	CB Greg Newsome II	Browns	2021

* on practice squad

AWARDS & HONORS

- Jameis Winston - Week 8 AFC Offensive Player of the Week
- Rodney McLeod Jr. - 2024 Browns Art Rooney Sportsmanship Award Winner
- Myles Garrett - Week 12 AFC Defensive Player of the Week
- Denzel Ward - 2024 Browns Walter Payton Man of the Year Nominee
- Nick Chubb - 2024 Browns Ed Block Courage Award Winner

DEFENSIVE NOTES

- The Browns have gone 24 straight games without allowing a 300-yard passer, the longest active streak in the NFL.

Games without allowing a 300-yard passer

Team	Games
1. Cleveland Browns	24
2. Seattle Seahawks	17
3. New York Giants	14



- The Browns defense is currently leading the league in third down percentage in the second half.

Third Down Percentage in the Second Half

Team	Att.	Conv.	3rd%
1. Cleveland Browns	75	21	28.0%
2. Tennessee Titans	78	23	29.5%
3. Chicago Bears	82	25	30.5%

- Since the Browns hired Defensive Coordinator Jim Schwartz in 2023, the Browns rank first in opponent first downs allowed, first in third down percentage and fourth in total yards allowed per game.

First Downs Allowed Since 2023

Team	Total 1st. Downs
1. Cleveland Browns	479
2. Kansas City Chiefs	540
3. Pittsburgh Steelers	543

Third Down Percentage Since 2023

Team	Att.	Conv.	3rd%
1. Cleveland Browns	400	128	32.0%
2. Detroit Lions	346	120	34.7%
3. New Orleans Saints	386	135	35.0%

Total Yards Per Game Since 2023

Team	Yd/G
1t. Kansas City Chiefs	298.6
1t. New York Jets	298.6
3. San Francisco 49ers	301.6
4. Cleveland Browns	303.0



- DE Myles Garrett's 99.5 career sacks are the most by a Brown all time.

Most Career Sacks by a Brown

Player	Games	Sacks
1. Myles Garrett	113	99.5
2. Clay Matthews	232	62.0
3. Michael Dean Perry	109	51.5

- DE Myles Garrett's 98.5 sacks are the second-most recorded in the NFL since 2017.

Most NFL Sacks Since 2017

Player	Team	Games	Total
1. T.J. Watt	Pittsburgh Steelers	117	106.0
2. Myles Garrett	Cleveland Browns	113	99.5
3. Aaron Donald	L.A. Rams	106	83.0

- DE Myles Garrett is currently tied for second in the NFL with 11.0 sacks this season.

Most Sacks in 2024

Player	Team	Total
1. Trey Hendrickson	Cincinnati	12.5
2t. Myles Garrett	Cleveland	11.0
2t. Nik Bonitto	Denver	11.0
4. Danielle Hunter	Houston	10.5

- DE Myles Garrett becomes the seventh player in NFL history to record at least 10 sacks in seven consecutive seasons.

NFL Players with at least 10 Sacks for Seven Consecutive Seasons

Player	Team	Years
Reggie White*	Philadelphia Eagles	1985-95
John Randle*	Minnesota Vikings	1992-99
DeMarcus Ware*	Dallas Cowboys	2006-12
Jared Allen	Minnesota Vikings	2007-13
Bruce Smith*	Buffalo Bills	1992-98
Lawrence Taylor*	N.Y. Giants	1984-90
Myles Garrett	Cleveland Browns	2018-24

*Member of Pro Football Hall of Fame

GARRETT BY THE NUMBERS

1 game with at least 4.0 sacks.

5 games with at least 3.0 sacks.

20 games with at least 2.0 sacks.

28 games with at least 1.5 sacks.

5x Pro-Bowler.



- In his 102nd career game, DE Myles Garrett's one sack at Jacksonville tied J.J. Watt as the third-fastest player to reach 90 career sacks.

Fewest NFL games to reach 90 career sacks

Player	Team	Games
1. Reggie White	Philadelphia Eagles	82
2. T.J. Watt	Pittsburgh Steelers	98
3t. Myles Garrett	Cleveland Browns	102
3t. J.J. Watt	Houston Texans	102



CHUBB BY THE NUMBERS

- 30 100-yard rushing games (second most in team history).
- 51 career rushing touchdowns (third most in team history).
- 12 career games with at least two rushing touchdowns.
- 2 career games with three rushing touchdowns.
- 18-9 (.667) team record when recording at least 20 rushing attempts.
- 4x Pro-Bowler.



• RB Nick Chubb's 6,802 rushing yards is the third most in the NFL since 2018.

Most NFL Rushing Yards since 2018

Player	Team	Games	Total
1. Derrick Henry	Ten., Bal.	101	9,675
2. Saquon Barkley	NYG, Phi.	87	6,834
3. Nick Chubb	Cleveland	84	6,802

• RB Nick Chubb has the highest amount of fourth quarter rushes of 10+ yards in the NFL since 2018 with 62.

Most 4th Quarter Rushes of 10+ Yards since 2018

Player	Team	Total
1. Nick Chubb	Cleveland	62
2. Derrick Henry	Ten., Bal.	51
3t. Lamar Jackson	Baltimore	46
3t. Saquon Barkley	NYG, Phi.	46

• RB Nick Chubb is third all-time in NFL career rushing average with 5.12 yards per carry.

Highest Career NFL RB Rushing Average

Player	Team	Total
1. Jamal Charles	K.C., Den., Jax.	5.38
2. Jim Brown	Cleveland	5.22
3. Mercury Morris	Mia., SD	5.15
4. Nick Chubb	Cleveland	5.12

• RB Nick Chubb is third all-time in career rushing yards by a Brown with 6,802.

Most Career Rushing Yards by a Brown

Player	Years	Games	Total
1. Jim Brown	1957-65	118	12,312
2. Leroy Kelly	1964-73	136	7,274
3. Nick Chubb	2018-24	84	6,802
4. Mike Pruitt	1976-84	124	6,540
5. Greg Pruitt	1973-81	118	5,496





• On Oct. 20, 2024 against the Cincinnati Bengals, TE David Njoku tied a career-high with 10 receptions for 76 yards and a touchdown. Njoku recorded two receptions from three different QBs, the first player to do since Bears WR Marty Booker on Dec. 28, 2003.

• TE David Njoku's 30 career receiving touchdowns are second all-time behind Ozzie Newsome for most career receiving touchdowns by a Browns TE.

Most Career Receiving TDs by a Browns TE

Player	Years	Total
1. Ozzie Newsome	1978-90	47
2. David Njoku	2017-24	30
3. Milt Morin	1966-75	16

• TE David Njoku's 336 career receptions are second all-time behind Ozzie Newsome for most career receptions by a Browns.

Most Career Receptions by a Brown

Player	Years	Pos.	Total
1. Ozzie Newsome	1978-90	TE	662
2. David Njoku	2017-24	TE	349
3. Gary Collins	1962-74	WR	331



• TE David Njoku is third all-time in career receiving yards by a Browns TE with 3,661.

Most Career Receiving Yards by a Browns TE

Player	Years	Total
1. Ozzie Newsome	1978-90	7,980
2. Milt Morin	1966-75	4,208
3. David Njoku	2017-24	3,703

• TE David Njoku's 30 receiving touchdowns are the most receiving touchdowns by a Brown since 1999.

Most Receiving TDs by a Brown since 1999

Player	Years	Total
1. David Njoku	2017-24	30
2. Braylon Edwards	2005-09	28
3. Kevin Johnson	1999-03	23



1x Pro-Bowler. 

• In 2023, TE David Njoku was selected to his first Pro Bowl after setting career highs for receptions (81), receiving yards (882) and receiving touchdowns (six).

• TE David Njoku's 349 career receptions are most all-time by a Brown since the team returned in 1999.

Most Receptions by a Brown since 1999

Player	Years	Total
1. David Njoku	2017-24	349
2. Kevin Johnson	1999-03	315
3. Jarvis Landry	2018-21	288

• TE David Njoku is second in receiving yards by a Brown since 1999.

Most Receiving Yards by a Brown since 1999

Player	Years	Total
1. Kevin Johnson	1999-03	3,836
2. David Njoku	2017-24	3,703
3. Braylon Edwards	2005-09	3,697
4. Jarvis Landry	2018-21	3,560
5. Dennis Northcutt	2000-06	3,4384



WARD BY THE NUMBERS

- 4 career defensive touchdowns (two INT, two fumble recoveries).
- 28 career games with at least two passes defended.
- 7 career games with at least three passes defended.
- 1 career game with four passes defended.
- 17 career interceptions.
- 3x Pro-Bowler.



• CB Denzel Ward leads the league this season with 19 passes defended this season.

Most Passes Defended in 2024

Player	Team	Total
1. Denzel Ward	Cleveland Browns	19
2. Derek Stingley Jr.	Houston Texans	15
3t. Cam Taylor-Britt	Cincinnati Bengals	13
3t. Alontae Taylor	New Orleans Saints	13
3t. Brian Branch	Detroit Lions	13



• CB Denzel Ward is second behind Frank Minnifield (4) for most Pro Bowls by a Browns cornerback with three.

Most Pro Bowls by a Browns Cornerback

Player	Years	Total
1. Frank Minnifield	1986-89	4
2t. Denzel Ward	2018, 2021, 2023	3
2t. Hanford Dixon	1986-88	3

• CB Denzel Ward is first in the NFL for most passes defended since 2018 with 95.

Most Passes Defended since 2018

Player	Team (s)	Total
1. Denzel Ward	Cleveland	95
2. James Bradberry	Car., NYG, Phi.	92
3t. Carlton Davis	Detroit	84
3t. Darius Slay	Det., Phi.	84
5. Marlon Humphrey	Baltimore	77

• The first NFL player since 1999 to have at least 10 passes defended and two interceptions in each of his first six seasons.



• CB Denzel Ward is second in career passes defended by a Brown with 95 behind Joe Haden (101).

Most Career Passes Defended by a Brown

Player	Years	Games	Total
1. Joe Haden	2010-16	90	101
2. Denzel Ward	2018-24	91	95
3t. Daylon McCutcheon	1999-05	103	53
3t. Eric Turner	1991-95	63	53

*Passes defended didn't become an official NFL statistic until 1994.



WINSTON BY THE NUMBERS

- 5 career 400-yard passing games (career-high 497 this season).
- 31 career 300-yard passing games (three in 2024).
- 2 career games with five passing touchdowns.
- 10 career games with at least four passing touchdowns (one in 2024).
- 18 career games with at least a 115 QB rating (two in 2024).
- 1x Pro-Bowler.



• QB Jameis Winston set a franchise single-game record with 497 passing yards, while adding four touchdown passes Week 13 against the Denver Broncos. It was a career-high for yardage for Winston and his fifth-career 400-yard passing game.

Most passing yards by a Brown in a game

Player	Date	Yards
1. Jameis Winston	12/2/24	497
2. Josh McCown	10/11/15	457
3. Brian Sipe	10/25/81	444
4. Bernie Kosar	11/23/86	414
5. Kelly Holcomb	11/28/04	413
6. Bernie Kosar	11/10/86	401
7. Baker Mayfield	10/2/18	397
8. Jameis Winston	11/17/24	395

• On Nov. 17, 2024 against the New Orleans Saints, QB Jameis Winston connected with WR Jerry Jeudy for an 89-yard touchdown. It was a career-long pass for Winston and tied for the fourth longest pass play in Browns history.

Longest passing plays in Browns history

Players	Opp.	Date	Yards
1. J. Garcia - A. Davis	Cin.	10/17/04	99
2. B. Kosar - W. Slaughter	Chi.	10/23/89	97
3. B. Weeden - J. Gordon	Jax.	12/1/13	95
4t. J. Winston - J. Jeudy	@ NO	11/17/24	89
4t. B. Mayfield - O. Beckham	@ NYJ	9/16/19	89

• QB Jameis Winston is second in the league with an average of 315.3 passing yards per game since Week 8.

NFL Passing Yards Per Game Leaders Since Week 8

Players	Team	Games	Avg. Yard
1. Joe Burrow	Cincinnati	6	324.5
2. Jameis Winston	Cleveland	6	315.3
3. Tua Tagovailoa	Miami	7	281.9



• WR Jerry Jeudy's 235 receiving yards Week 13 against the Broncos were the fourth-most by a Brown in a single game and he joined WR Josh Gordon (twice) and WR Amari Cooper as the only Browns to surpass 200 receiving yards in a game. Jeudy is leading the Browns this season with 54 receptions for 880 yards, after setting career highs for receptions (nine) and receiving yards (235) at Denver.

Most receiving yards by a Brown in a game

Players	Date	Total
1. Amari Cooper	12/24/23	265
2. Josh Gordon	12/1/13	261
3. Josh Gordon	11/24/13	237
4. Jerry Jeudy	12/2/24	235
5. Ozzie Newsome	10/14/84	191

• WR Jerry Jeudy's 235 receiving yards were the second most by an NFL player in a game this year.

Most receiving yards in a game in 2024

Players	Team	Date	Total
1. Ja'Marr Chase	Cincinnati	11/7/24 at Bal.	264
2. Jerry Jeudy	Cleveland	12/2/24 at Den.	235
3. Ja'Marr Chase	Cincinnati	10/6/24 vs. Bal.	193

• WR Jerry Jeudy is fourth in the NFL in receiving yards with 944 this season.

Most receiving yards in 2024

Play	Team	Total
1. Ja'Marr Chase	Cincinnati	1,319
2. Justin Jefferson	Minnesota	1,170
3. CeeDee Lamb	Dallas	973
4. Jerry Jeudy	Cleveland	944



• WR Jerry Jeudy is second in the league with an average of 113.0 receiving yards per game and 678 total yards since Week 8.

NFL Receiving Yards Per Game Leaders Since Week 8

Players	Team	Games	Average
1. Ja'Marr Chase	Cincinnati	6	116.5
2. Jerry Jeudy	Cleveland	6	113.0
3. Jaxon Smith-Njigba	Seattle	6	98.7

Most Receiving Yards Since Week 8

Players	Team	Games	Yard
1. Ja'Marr Chase	Cincinnati	6	699
2. Jerry Jeudy	Cleveland	6	678
3. Puka Nacua	LAR	7	673



• P Corey Bojorquez leads the league this season with 3,458 punt yards.

Most Punt Yards in 2024

Player	Team	Yards
1. Corey Bojorquez	Cleveland	3,458
2. Tory Taylor	Chicago	3,067
3. Ryan Stonehouse	Tennessee	3,035
4. J.K. Scott	LAC	2,957

• P Corey Bojorquez leads the league this season with 15 punts inside the 10.

Most Punts inside the 10 in 2024

Player	Team	In10
1. Corey Bojorquez	Cleveland	15
2t. Tommy Townsend	Houston	12
2t. Daniel Whelan	Green Bay	12
4. J.K. Scott	LAC	11

• P Corey Bojorquez is tied for second in the league this season with 31 punts inside the 20.


Most Punts inside the 20 in 2024

Player	Team	In20
1. Tommy Townsend	Houston	33
2t. Corey Bojorquez	Cleveland	31
2t. Matthew Hayball	New Orleans	31

• P Corey Bojorquez has the longest punt in the NFL this season, hitting an 84-yard punt at Las Vegas on Sept. 29, 2024.

2024 Single Game Punting Leaders

Player	Team	Date	Lg
1. Corey Bojorquez	Cleveland	9/29/24 at LV	84
2. Ryan Rehkow	Cincinnati	9/8/24 vs. NE	80
3t. Thomas Morstead	New York Jets	10/31/24 vs. Hou.	75
3t. Ryan Stonehouse	Tennessee	10/13/24 vs. Ind.	75
3t. Bryce Baringer	New England	11/10/24 at Chi.	75



• For the second straight year, P Corey Bojorquez marked the highest single season punting average by a Brown with 49.4 yards in 2023.

Highest Single-Season Punting Avg. by a Brown

Player	Year	Total
1. Corey Bojorquez	2023	49.4
2. Corey Bojorquez	2022	48.5
3. Britton Colquitt	2017	47.6

G JOEL BITONIO

• G Joel Bitonio's six Pro Bowl selections are tied for the fourth-most in team history, trailing only Pro Football Hall of Famers Joe Thomas (10), Jim Brown (9) and Lou Groza (9).

Most Pro Bowl Selections by a Brown

Player	Years	Total
1. Joe Thomas*	2008-17	10
2t. Jim Brown*	1958-66	9
2t. Lou Groza*	1951-56, 1958-60	9
4t. Joel Bitonio	2018-23	6
4t. Leroy Kelly*	1967-72	6
4t. Gene Hickerson*	1966-71	6
4t. Dick Schafrath	1964-69	6

*Member of Pro Football Hall of Fame



6x Pro-Bowler.



• G Joel Bitonio is 14th all-time in games played by a Brown.

Most Games Played by a Brown

Player	Years	Total
12. Joe Thomas	2007-17	167
13. Robert Jackson	1975-85	160
14. Joel Bitonio	2014-24	157
15. Charley Hughlett	2014-24	152
16. Tom DeLeone	1974-84	149
17. Eddie Johnson	1981-90	147
18. Jerry Sherk	1970-81	147
19t. Charlie Hall	1971-80	146
19t. Cody Risien	1979-89	146
19t. Paul Wiggin	1957-67	146

• G Joel Bitonio is second behind T Joe Thomas (167) in most starts by a Brown since 1999 with 156.

Most Starts by a Brown since 1999

Player	Years	Total
1. T Joe Thomas	2007-17	167
2. G Joel Bitonio	2014-24	157
3. DE Myles Garrett	2017-24	110
4. DE Orpheus Roye	2000-07	102
5. C Alex Mack	2009-15	101



HEAD COACH KEVIN STEFANSKI

CAREER HIGHLIGHTS

- Stefanski has led the team to two postseason appearances and two 11-win seasons. He joined Pro Football Hall of Famer Paul Brown (1951 and 1953) as the only coaches in team history to record multiple seasons with at least 11 regular season wins.
- Stefanski became the 16th coach to win the Associated Press NFL Coach of the Year award multiple times since its inception in 1957. Stefanski won the honors in 2020 and 2023 and joined Forrest Gregg (1976) as the only Browns coaches to win the award.
- During the Browns 77-year history, the team has surpassed 6,000 scrimmage yards in a single season just seven times, but have reached the mark in all four seasons under Stefanski. Since 2020, the Browns are third in the NFL with an average of 139.6 rushing yards per game.
- Stefanski has recorded a 24-12 (.666) record at Huntington Bank Field, while not recording a losing record at home in any season. The Browns finished 8-1 at home in 2023, a team record for wins at home.
- In his first season with the Browns, Stefanski led the team to its first playoff appearance since 2002 and first playoff victory in 26 years. He notched the most wins (11) by a first-year Browns head coach since Paul Brown had 12 in the team's inaugural season in 1946. Stefanski's 11 regular season wins were the most by a first-year head coach in 2020 and marked just the 11th time since 1970 a first-year coach has won 11 or more games. Stefanski was named the NFL Coach of the Year.



SINCE KEVIN STEFANSKI TOOK OVER IN 2020 THE BROWNS ARE...

- 14-4 (.777)** when scoring at least 30 points, including a 5-0 mark in 2023.
- 22-6 (.785)** when scoring at least 25 points.
- 15-4 (.789)** when not committing a turnover in a game.
- 26-14 (.650)** at home, including an 8-1 mark in 2023.
- 16-5 (.762)** when attempting at least 35 rushes in a game.
- 14-2 (.875)** when recording at least four sacks in a game.
- 8-3 (.727)** when rushing for at least 200 yards in a game.

COACHING CAREER

2005	University of Pennsylvania, football operations
2006-08	Minnesota Vikings, assistant to the head coach
2009-13	Minnesota Vikings, assistant quarterbacks
2014-15	Minnesota Vikings, tight ends coach
2016	Minnesota Vikings, running backs coach
2017-18	Minnesota Vikings, quarterbacks coach/ interim offensive coordinator
2019	Minnesota Vikings, offensive coordinator
2020-	Cleveland Browns, head coach



BUBBA VENTRONE | ASSISTANT HEAD COACH/SPECIAL TEAMS COORDINATOR

Ventrone brings 19 years of coaching and playing experience in the NFL with experience in two Super Bowls. The Pittsburgh, Pa. native joined the Browns ahead of the 2023 season and aided a special teams unit that set several franchise records including 33 made field goals and a 49.4-yard punt average and three blocked field goals. Ahead of his time in Cleveland, Ventrone spent five seasons with the Indianapolis Colts guiding the unit to a top-10 finish in his last three seasons. As an assistant special teams coach with the New England Patriots from 2015-17, he was a member of the Super Bowl LI winning team.



JIM SCHWARTZ | DEFENSIVE COORDINATOR

Schwartz is in his 16th season as an NFL defensive coordinator and his second with the Cleveland Browns. In his first season with the Browns, Schwartz won NFL Assistant Coach of the Year after coaching the defense to several NFL-leading categories including total defense (270.2 yards per game), passing defense (164.7 yards per game), third down percentage (67-of-230 for 29.1 percent) and first downs allowed (253). Ahead of his time in Cleveland, Schwartz was a defensive coordinator with the Philadelphia Eagles (2016-20), winning Super Bowl LII, Buffalo Bills (2014) and Tennessee Titans (2001-08). The Baltimore, Md. native served as the head coach of the Detroit Lions from 2009-13, coaching the team to a 10-6 season in 2011 and a playoff berth for the first time since 1999.



KEN DORSEY | OFFENSIVE COORDINATOR

After playing quarterback for the Browns from 2006-08, Dorsey rejoined the Browns with 17 years of NFL coaching and playing experience. Prior to joining the Browns, Dorsey spent five seasons with the Bills in several capacities on offense, coaching QB Josh Allen to several NFL records including becoming the first QB in NFL history with at least 4,000 passing yards, 30 passing touchdowns and eight rushing touchdowns. As the quarterbacks coach for the Carolina Panthers from 2013-17, Dorsey aided QB Cam Newton to be named 2015 NFL MVP. As a player, Dorsey was selected by the San Francisco 49ers in the seventh round of the 2003 NFL Draft after leading Miami (Fla.) to a 38-2 record and a national championship in 2001. He spent the 2003-05 seasons in San Francisco and 2006-08 with the Browns, where he started 13 games.



CHAD O'SHEA | PASS GAME COORDINATOR/WIDE RECEIVERS

O'Shea joined the Browns in 2020 and is in his 21st NFL season, winning 12 division titles, five conference championships and three Super Bowls (XLIX, LI and LIII). The Browns' offense saw Amari Cooper post back-to-back 1,000-yard seasons in 2022, the first Brown to do so. In his first season, O'Shea aided the offense to 408 points, the second most in franchise history. Previously, the Houston, Texas native spent the 2019 season as the offensive coordinator for the Miami Dolphins and 2019-18 as the New England Patriots wide receivers coach.

CLEVELAND BROWNS COACHING STAFF



Jeff Anderson
Defensive Quality Control



Ephraim Banda
Safeties




Stephen Bravo-Brown
Special Teams Assistant




Callie Brownson
Assistant Wide Receivers



Jacques Cesaire
Defensive Line




Nick Charlton
Offensive Assistant/Run Game Specialist



Andy Dickerson
Offensive Line



Zach Dunn
Defensive Assistant




Ashton Grant
Offensive Assistant/Quarterbacks




Riley Hecklinski
Coordinator, Coaching Logistics




Roy Istvan
Assistant Offensive Line



Brandon Lynch
Cornerbacks



Bill Musgrave
Senior Offensive Assistant




Tommy Rees
Pass Game Specialist/Tight Ends



Kevin Rogers
Senior Assistant/Special Projects



Duce Staley
Running Backs



Jason Tarver
Linebackers



Jordan Thomas
Assistant Defensive Line



Nemo Washington
Bill Willis Diversity Coaching Fellow

CLEVELAND BROWNS 2024 ALPHABETICAL ROSTER

As of Dec. 9, 2024

NO	NAME	POS	HT	WT	DOB	AGE	EXP	COLLEGE	HOMETOWN	HOW ACQ	GP/GS/DNP/IA
88	Akins, Jordan	TE	6-4	245	4/19/92	32	7	Central Florida	Locust Grove, Ga.	UFA (Hou.) - '23	13/3/0/0
35	Anusiem, Chigozie	CB	6-1	200	11/5/00	24	R	Colorado State	La Habra, Calif.	FA - '24	0/0/0/4
37	Bell, D'Anthony	S	6-1	211	10/17/96	28	3	West Florida	Covington, Ga.	FA - '22	13/1/0/0
75	Bitonio, Joel	G	6-4	320	10/11/91	33	11	Nevada	Long Beach, Calif.	D2 - '14	13/13/0/0
13	Bojorquez, Corey	P	6-0	217	9/13/96	28	7	New Mexico	Bellflower, Calif.	UFA (G.B.) - '22	13/0/0/0
97	Briggs, Jowon	DT	6-1	313	9/1/01	23	R	Cincinnati	Cincinnati, Ohio	D7b - '24	2/0/0/0
30	Bush, Devin	LB	5-11	235	7/18/98	26	6	Michigan	Pembroke Pines, Fla.	UFA (Sea.) - '24	13/9/0/0
72	Christian, Geron	T	6-5	315	9/10/96	28	7	Louisville	Ocala, Fla.	FA - '24	1/0/3/0*
24	Chubb, Nick	RB	5-11	227	12/27/95	28	7	Georgia	Cedartown, Ga.	D2b - '18	7/7/0/0
78	Conklin, Jack	T	6-6	308	8/17/94	30	9	Michigan State	Plainwell, Mich.	UFA (Ten.) - '20	8/8/0/5
9	Delpit, Grant	S	6-3	208	9/20/98	26	5	Louisiana State	Houston, Texas	D2 - '20	12/12/0/1
43	Diabate, Mohamoud	LB	6-4	225	5/18/01	23	2	Utah	Auburn, Ala.	FA - '23	9/7/0/0
68	Dunn, Michael	G	6-5	315	8/28/94	30	5	Maryland	Bethesda, Md.	FA - '23	9/2/0/0
23	Emerson Jr., Martin	CB	6-2	201	9/27/00	24	3	Mississippi State	Pensacola, Fla.	D3a - '22	13/12/0/0
34	Ford, Jerome	RB	5-10	210	9/12/99	25	3	Cincinnati	Tampa, Fla.	D5 - '22	11/4/0/2
31	Ford Jr., Mike	CB	6-0	195	8/4/95	29	7	Southeast Missouri State	Alton, Ill.	FA - '24	13/0/0/0
27	Foreman, D'Onta	RB	6-0	235	4/24/96	28	8	Texas	Texas City, Texas	FA - '24	8/2/0/5
95	Garrett, Myles	DE	6-4	272	12/29/95	28	8	Texas A&M	Arlington, Texas	D1a - '17	13/13/0/0
93	Harris, Shelby	DT	6-2	288	8/11/91	33	11	Illinois State	Milwaukee, Wis.	FA - '23	13/12/0/0
33	Hickman, Ronnie	S	6-1	209	10/11/01	23	2	Ohio State	South Orange, N.J.	FA - '23	9/5/0/4
58	Hicks, Jordan	LB	6-1	235	6/27/92	32	10	Texas	Colorado Springs, Colo.	UFA (Min.) - '24	9/9/0/4
7	Hopkins, Dustin	K	6-2	210	10/1/90	34	11	Florida State	Austin, Texas	Tr. (LAC) - '23	13/0/0/0
96	Houston, James	DE	6-1	248	11/16/98	26	3	Jackson State	Fort Lauderdale, Fla.	W. (Det.) - '24	8/0/0/5*
39	Hudson, Khaleke	LB	6-2	220	12/6/97	27	5	Michigan	McKeesport, Pa.	FA - '24	13/0/0/0*
65	Ifedi, Germain	T	6-5	325	6/2/94	30	9	Texas A&M	Houston, Texas	FA - '24	11/3/0/1
3	Jeudy, Jerry	WR	6-1	195	4/24/99	25	5	Alabama	Deerfield Beach, Fla.	Tr. (Den.) - '24	13/12/0/0
92	Kamara, Sam	DT	6-0	272	12/21/97	26	2	Stony Brook	Carteret, N.J.	FA - '24	7/0/0/2
57	McGuire, Isaiah	DE	6-4	268	7/27/01	23	2	Missouri	Tulsa, Okla.	D4b - '23	12/0/0/1
12	McLeod, Rodney	S	5-10	185	6/23/90	34	13	Virginia	Hyattsville, Md.	FA - '23	13/2/0/0
29	Michell, Cameron	CB	5-11	191	9/8/01	23	2	Northwestern	Bolingbrook, Ill.	D5b - '23	13/0/0/0
8	Moore, Elijah	WR	5-10	180	3/27/00	24	4	Mississippi	Fort Lauderdale, Fla.	Tr. (NVJ) - '23	13/9/0/0
0	Newsome II, Greg	CB	6-0	192	5/18/00	24	4	Northwestern	Chicago, Ill.	D1 - '21	13/3/0/0
85	Njoku, David	TE	6-4	246	7/10/96	28	8	Miami (Fla.)	Cedar Grove, N.J.	D1c - '17	10/10/0/3
54	Okoronkwo, Ogbo	DE	6-2	250	4/24/95	29	7	Oklahoma	Gainesville, Fla.	UFA (Hou.) - '23	13/4/0/0
55	Pocic, Ethan	C	6-6	320	8/5/95	29	8	Louisiana State	Lemont, Ill.	UFA (Sea.) - '22	12/12/0/1
59	Reid, Winston	LB	6-0	225	8/3/99	25	R	Weber State	St. George, Utah	FA - '24	12/1/0/0
20	Strong Jr., Pierre	RB	5-11	215	12/10/98	26	3	South Dakota State	Little Rock, Ark.	Tr. (N.E.) - '23	11/0/0/2
50	Sunahara, Rex	LS	6-6	242	10/9/96	28	1	West Virginia	Bay Village, Ohio	FA - '24	8/0/0/0
77	Teller, Wyatt	G	6-4	315	11/21/94	30	7	Virginia Tech	Beaeton, Va.	Tr. (Buf.) - '24	9/9/0/0
99	Thomas, Cameron	DE	6-4	265	1/7/00	24	3	San Diego State	San Diego, Calif.	W. (K.C.) - '19	6/0/1/6*
17	Thompson-Robinson, Dorian	QB	6-2	203	11/14/99	25	2	UCLA	Las Vegas, Nev.	D5a - '23	3/0/4/6
1	Thornhill, Juan	S	6-0	205	10/19/95	29	6	Virginia	Altavista, Va.	UFA (K.C.) - '23	7/7/0/1
80	Thrash, Jamari	WR	6-0	190	12/19/00	23	R	Louisville	LaGrange, Ga.	D5 - '24	5/0/2/6
19	Tillman, Cedric	WR	6-3	215	4/19/00	24	2	Tennessee	Las Vegas, Nev.	D3a - '23	11/6/0/2
87	Toney, Kadarius	WR	6-0	193	1/27/99	25	4	Florida	Mobile, Ala.	FA - '24	3/0/0/0
94	Tomlinson, Dalvin	DT	6-3	325	2/18/94	30	8	Alabama	McDonough, Ga.	UFA (Min.) - '23	13/13/0/0
21	Ward, Denzel	CB	5-11	190	4/28/97	27	7	Ohio State	Macedonia, Ohio	D1b - '18	13/13/0/0
40	Watson, Nathaniel	LB	6-0	233	9/1/00	24	R	Mississippi State	Maplesville, Ala.	D6 - '24	10/1/0/1
86	Whiteheart, Blake	TE	6-4	250	3/22/00	24	2	Wake Forest	Winston-Salem, N.C.	FA - '24	7/1/0/0
5	Winston, Jameis	QB	6-4	230	1/6/94	30	10	Florida State	Bessemer, Ala.	FA - '24	11/6/2/0
81	Woods II, Michael	WR	6-1	204	3/19/00	24	3	Oklahoma	Magnolia, Texas	D6 - '22	2/0/0/0
2	Zappe, Bailey	QB	6-1	215	4/26/99	25	3	Western Kentucky	Victoria, Texas	FA - '24	0/0/0/5
70	Zinter, Zak	G	6-6	310	4/17/01	23	R	Michigan	North Andover, Mass.	D3 - '24	13/3/0/0
Reserve/Injured (17):											
74	Adeniji, Hakeem (knee, 8/19)	T	6-4	315	12/8/97	27	5	Kansas	Garland, Texas	UFA (Min.) - '24	0/0/0/0
18	Bell, David (hip, 9/17)	WR	6-1	212	12/14/00	24	3	Purdue	Indianapolis, Ind.	D3c - '22	1/0/0/0
36	Bouyer-Randle, Brandon (knee, 8/21)	LB	6-2	240	5/2/97	27	1	Connecticut	Battle Creek, Mich.	FA - '24	0/0/0/0
38	Brown II, Tony (foot, 10/29)	CB	6-0	200	7/13/95	29	7	Alabama	Beaumont, Texas	FA - '24	6/0/0/0
51	Hall, Jr., Mike (knee, 11/16)	DT	6-3	300	6/13/03	21	R	Ohio State	Streetsboro, Ohio	D2 - '24	4/0/0/0
26	Harden, Myles* (shin, 9/12)	CB	5-11	195	12/13/01	23	R	South Dakota	Miami Gardens, Fla.	D7a - '24	0/0/0/1
53	Harris, Nick (ankle, 10/15)	C	6-1	293	11/13/98	26	5	Washington	Inglewood, Calif.	Tr. (Sea.) - '24	5/2/1/0
66	Hudson III, James (shoulder, 10/13)	T	6-5	313	5/13/99	25	4	Cincinnati	Toledo, Ohio	D4a - '21	4/2/0/1
47	Hughlett, Charley (ribs, 10/9)	LS	6-4	248	5/16/90	34	10	Central Florida	Tampa, Fla.	FA - '14	5/0/0/0
90	Hurst II, Maurice (ankle, 12/7)	DT	6-2	290	5/9/95	29	6	Michigan	Canton, Mass.	FA - '23	8/2/0/0
79	Jones, Dawand (leg, 11/19)	T	6-8	374	8/6/01	23	2	Ohio State	Indianapolis, Ind.	D4a - '23	10/8/0/0
6	Owusu-Koramoah, Jeremiah (neck, 11/2)	LB	6-2	221	11/4/99	25	4	Notre Dame	Hampton, Va.	D2 - '21	8/8/0/0
84	Swalm, Geoff (concussion, 11/30)	TE	6-4	260	9/16/93	31	10	Texas	Chico, Calif.	FA - '24	8/2/0/1
4	Watson, Deshaun (Achillies, 10/22)	QB	6-3	223	9/14/95	29	8	Clemson	Gainesville, Ga.	Tr. (Hou.) - '22	7/7/0/0
71	Willis Jr., Jedrick (knee, 12/7)	T	6-4	307	5/17/99	25	5	Alabama	Lexington, Ky.	D1 - '20	5/4/0/7
91	Wright, Alex (triceps, 10/5)	DE	6-5	267	9/5/00	24	3	UAB	Elba, Ala.	D3b - '22	4/0/0/0
56	Wypler, Luke (ankle, 8/27)	C	6-3	303	5/3/01	23	2	Ohio State	Montvale, N.J.	D6 - '23	0/0/0/0
Reserve/NFI (1):											
22	Hines, Nyheim (knee, 8/27)	RB	5-9	196	11/12/96	28	6	North Carolina State	Garner, N.C.	FA - '24	0/0/0/0
Practice squad (13):											
67	Cohen, Javion	G	6-4	322	8/8/02	22	R	Miami (Fla.)	Phenix City, Ala.	FA - '24	1/0/0/4
28	Dean, Trey	S	6-2	200	2/29/00	24	1	Florida	Hampton, Ga.	FA - '24	0/0/0/0
62	Dwumfour, Michael	DT	6-1	296	1/1/98	26	3	Rutgers	Scotch Plains, N.J.	FA - '24	0/0/0/0
41	Edmonds, Christopher	S	6-2	210	7/16/01	23	R	Arizona State	Phenix City, Ala.	FA - '24	1/0/0/0
25	Hailassie, Kahlef	CB	6-1	195	11/9/00	24	2	Western Kentucky	Elk Grove, Calif.	FA - '24	1/0/0/6
98	Haynes, Marcus	DE	6-4	240	4/7/98	26	1	Old Dominion	Bowie, Md.	FA - '24	0/0/0/0
82	Latu, Cameron	TE	6-5	245	2/24/00	24	2	Alabama	Salt Lake City, Utah	FA - '24	0/0/0/0
61	Mbaeteka, Roy	T	6-8	330	2/13/00	24	1	No College	Benin City, Nigeria	FA - '24	0/0/0/0
63	McGill, T.Y.	DT	6-0	295	11/23/92	32	10	North Carolina State	Jesup, Ga.	FA - '24	2/0/0/0*
11	Proche II, James	WR	5-11	193	9/20/96	28	5	SMU	Dallas, Texas	FA - '24	5/0/0/0
52	Smith, Elerson	DE	6-7	245	7/17/98	26	3	Northern Iowa	Minneapolis, Minn.	FA - '24	2/0/0/0
64	Tom, Cameron	C	6-4	285	6/21/95	29	4	Southern Mississippi	Baton Rouge, La.	FA - '24	0/0/0/0
69	Thompson, Lorenzo	T	6-6	305	6/21/00	24	R	Rhode Island	Syracuse, N.Y.	FA - '24	0/0/0/0

^ designated for return

*Christian appeared in one game with the Rams, Houston appeared in eight games with the Lions, K. Hudson appeared in one game with the Saints, McGill appeared in one game with th 49ers, Thomas appeared in four games with the Chiefs.

CLEVELAND BROWNS 2024 NUMERICAL ROSTER

As of Dec. 9, 2024

NO	NAME	POS	HT	WT	DOB	AGE	EXP	COLLEGE	HOMETOWN	HOW ACO	GP/GS/DNP/IA
0	Greg Newsome II	CB	6-0	192	5/18/00	24	4	Northwestern	Chicago, Ill.	D1 - '21	13/3/0/0
1	Juan Thornhill	S	6-0	205	10/19/95	29	6	Virginia	Altavista, Va.	FA (K.C.) - '23	7/7/0/1
2	Bailey Zappe	QB	6-1	215	4/26/99	25	3	Western Kentucky	Victoria, Texas	FA - '24	0/0/0/5
3	Jerry Judy	WR	6-1	195	4/24/99	25	5	Alabama	Deerfield Beach, Fla.	Tr. (Den.) - '24	13/12/0/0
5	Jameis Winston	QB	6-4	230	1/6/94	30	10	Florida State	Bessemer, Ala.	FA - '24	11/6/2/0
7	Dustin Hopkins	K	6-2	210	10/1/90	34	11	Florida State	Austin, Texas	Tr. (LAC) - '23	13/0/0/0
8	Elijah Moore	WR	5-10	180	3/27/00	24	4	Mississippi	Fort Lauderdale, Fla.	Tr. (NYJ) - '23	13/9/0/0
9	Grant Delpit	S	6-3	208	9/20/98	26	5	Louisiana State	Houston, Texas	D2 - '20	12/12/0/1
12	Rodney McLeod	S	5-10	185	6/23/90	34	13	Virginia	Hyattsville, Md.	FA - '23	13/2/0/0
13	Corey Bojorquez	P	6-0	217	9/13/96	28	7	New Mexico	Bellflower, Calif.	UFA (G.B.) - '22	13/0/0/0
17	Dorian Thompson-Robinson	QB	6-2	203	11/14/99	25	2	UCLA	Las Vegas, Nev.	D5a - '23	3/0/4/6
19	Cedric Tillman	WR	6-3	215	4/19/00	24	2	Tennessee	Las Vegas, Nev.	D3a - '23	11/6/0/2
20	Pierre Strong Jr.	RB	5-11	215	12/10/98	26	3	South Dakota State	Little Rock, Ark.	Tr. (N.E.) - '23	11/0/0/2
21	Denzel Ward	CB	5-11	190	4/28/97	27	7	Ohio State	Macedonia, Ohio	D1b - '18	13/13/0/0
23	Martin Emerson Jr.	CB	6-2	201	9/27/00	24	3	Mississippi State	Pensacola, Fla.	D3a - '22	13/12/0/0
24	Nick Chubb	RB	5-11	227	12/27/95	28	7	Georgia	Cedartown, Ga.	D2b - '18	7/7/0/0
27	D'Onta Foreman	RB	6-0	235	4/24/96	28	8	Texas	Texas City, Texas	FA - '24	8/2/0/5
29	Cameron Mitchell	CB	5-11	191	9/8/01	23	2	Northwestern	Bolingbrook, Ill.	D5b - '23	13/0/0/0
30	Devin Bush	LB	5-11	235	7/18/98	26	6	Michigan	Pembroke Pines, Fla.	UFA (Sea.) - '24	13/9/0/0
31	Mike Ford Jr.	CB	6-0	195	8/4/95	29	7	Southeast Missouri State	Alton, Ill.	FA - '24	13/0/0/0
33	Ronnie Hickman	S	6-1	209	10/11/01	23	2	Ohio State	South Orange, N.J.	FA - '23	9/5/0/4
34	Jerome Ford	RB	5-10	210	9/12/99	25	3	Cincinnati	Tampa, Fla.	D5 - '22	11/4/0/2
35	Chigozie Anusiem	CB	6-1	200	11/5/00	24	R	Colorado State	La Habra, Calif.	FA - '24	0/0/0/4
37	D'Anthony Bell	S	6-1	211	10/17/96	28	3	West Florida	Covington, Ga.	FA - '22	13/1/0/0
39	Khaleke Hudson	LB	6-2	220	12/6/97	27	5	Michigan	McKeesport, Pa.	FA - '24	13/0/0/0*
40	Nathaniel Watson	LB	6-0	233	9/1/00	24	R	Mississippi State	Maplesville, Ala.	D6 - '24	10/1/0/1
43	Mohamoud Diabate	LB	6-4	225	5/18/01	23	2	Utah	Auburn, Ala.	FA - '23	9/7/0/0
50	Rex Sunahara	LS	6-6	242	10/9/96	28	1	West Virginia	Bay Village, Ohio	FA - '24	8/0/0/0
54	Ogbo Okoronkwo	DE	6-2	250	4/24/95	29	7	Oklahoma	Gainesville, Fla.	UFA (Hou.) - '23	13/4/0/0
55	Ethan Pocic	C	6-6	320	8/5/95	29	8	Louisiana State	Lemont, Ill.	UFA (Sea.) - '22	12/12/0/1
57	Isaiah McGuire	DE	6-4	268	7/27/01	23	2	Missouri	Tulsa, Okla.	D4b - '23	12/0/0/1
58	Jordan Hicks	LB	6-1	235	6/27/92	32	10	Texas	Colorado Springs, Colo.	UFA (Min.) - '24	9/9/0/4
59	Winston Reid	LB	6-0	225	8/3/99	25	R	Weber State	St. George, Utah	FA - '24	12/1/0/0
65	Germain Ifedi	T	6-5	325	6/2/94	30	9	Texas A&M	Houston, Texas	FA - '24	11/3/0/1
68	Michael Dunn	G	6-5	315	8/28/94	30	5	Maryland	Bethesda, Md.	FA - '23	9/2/0/0
70	Zak Zinter	G	6-6	310	4/17/01	23	R	Michigan	North Andover, Mass.	D3 - '24	13/3/0/0
72	Geron Christian	T	6-5	315	9/10/96	28	7	Louisville	Ocala, Fla.	FA - '24	1/0/3/0*
75	Joel Bitonio	G	6-4	320	10/11/91	33	11	Nevada	Long Beach, Calif.	D2 - '14	13/13/0/0
77	Wyatt Teller	G	6-4	315	11/21/94	30	7	Virginia Tech	Bealeton, Va.	Tr. (Buf.) - '19	9/9/0/0
78	Jack Conklin	T	6-6	308	8/17/94	30	9	Michigan State	Plainwell, Mich.	UFA (Ten.) - '20	8/8/0/5
80	Jamari Thrash	WR	6-0	190	12/19/00	23	R	Louisville	LaGrange, Ga.	D5 - '24	5/0/2/6
81	Michael Woods II	WR	6-1	204	3/19/00	24	3	Oklahoma	Magnolia, Texas	D6 - '22	2/0/0/0
85	David Njoku	TE	6-4	246	7/10/96	28	8	Miami (Fla.)	Cedar Grove, N.J.	D1c - '17	10/10/0/3
86	Blake Whiteheart	TE	6-4	250	3/22/00	24	2	Wake Forest	Winston-Salem, N.C.	FA - '24	7/1/0/0
87	Kadarius Toney	WR	6-0	193	1/27/99	25	4	Florida	Mobile, Ala.	FA - '24	3/0/0/0
88	Jordan Alkins	TE	6-4	245	4/19/92	32	7	Central Florida	Locust Grove, Ga.	UFA (Hou.) - '23	13/3/0/0
92	Sam Kamara	DT	6-0	272	12/21/97	26	2	Stony Brook	Carteret, N.J.	FA - '24	7/0/0/2
93	Shelby Harris	DT	6-2	288	8/11/91	33	11	Illinois State	Milwaukee, Wis.	FA - '23	13/12/0/0
94	Dalvin Tomlinson	DT	6-3	325	2/18/94	30	8	Alabama	McDonough, Ga.	UFA (Min.) - '23	13/13/0/0
95	Myles Garrett	DE	6-4	272	12/29/95	28	8	Texas A&M	Arlington, Texas	D1a - '17	13/13/0/0
96	James Houston	DE	6-1	248	11/16/98	26	3	Jackson State	Fort Lauderdale, Fla.	W. (Det.) - '24	8/0/0/5*
97	Jowon Briggs	DT	6-1	313	9/1/01	23	R	Cincinnati	Cincinnati, Ohio	D7b - '24	2/0/0/0
99	Cameron Thomas	DE	6-4	265	1/7/00	24	3	San Diego State	San Diego, Calif.	W. (K.C.) - '24	6/0/1/6*
Reserve/Injured (17):											
4	Deshawn Watson (Achilles, 10/22)	QB	6-3	223	9/14/95	29	8	Clemson	Gainesville, Ga.	Tr. (Hou.) - '22	7/7/0/0
6	Jeremiah Owusu-Koramoah (neck, 11/2)	LB	6-2	221	11/4/99	25	4	Notre Dame	Hampton, Va.	D2 - '21	8/8/0/0
18	David Bell (hip, 9/17)	WR	6-1	212	12/14/00	24	3	Purdue	Indianapolis, Ind.	D3c - '22	1/0/0/0
26	Myles Harden^ (shin, 9/12)	CB	5-11	195	12/13/01	23	R	South Dakota	Miami Gardens, Fla.	D7a - '24	0/0/0/1
36	Brandon Bouyer-Randle (knee, 8/2)	LB	6-2	240	5/2/97	27	1	Connecticut	Battle Creek, Mich.	FA - '24	0/0/0/0
38	Tony Brown II (foot, 10/29)	CB	6-0	200	7/13/95	29	7	Alabama	Beaumont, Texas	FA - '24	6/0/0/0
47	Charley Hughlett (ribs, 10/9)	LS	6-4	248	5/16/90	34	10	Central Florida	Tampa, Fla.	FA - '14	5/0/0/0
51	Mike Hall Jr. (knee, 11/16)	DT	6-3	300	6/13/03	21	R	Ohio State	Streetsboro, Ohio	D2 - '24	4/0/0/0
53	Nick Harris (ankle, 10/15)	C	6-1	293	11/13/98	26	5	Washington	Inglewood, Calif.	Tr. (Sea.) - '24	5/2/1/0
56	Luke Wypler (ankle, 8/27)	C	6-3	303	5/3/01	23	2	Ohio State	Montvale, N.J.	D6 - '23	0/0/0/0
66	James Hudson III (shoulder, 10/13)	T	6-5	313	5/13/99	25	4	Cincinnati	Toledo, Ohio	D4a - '21	4/2/0/1
71	Jedrick Wills Jr. (knee, 12/7)	T	6-4	307	5/17/99	25	5	Alabama	Lexington, Ky.	D1 - '20	5/4/0/7
74	Hakeem Adeniji (knee, 8/19)	T	6-4	315	12/8/97	27	5	Kansas	Garland, Texas	UFA (Min.) - '24	0/0/0/0
79	Dawand Jones (leg, 11/19)	T	6-8	374	8/6/01	23	2	Ohio State	Indianapolis, Ind.	D4a - '23	10/8/0/0
84	Geoff Swaim (concussion, 11/30)	TE	6-4	260	9/16/93	31	10	Texas	Chico, Calif.	FA - '24	8/2/0/1
90	Maurice Hurst II (ankle, 12/7)	DT	6-2	290	5/9/95	29	6	Michigan	Canton, Mass.	FA - '23	8/2/0/0
91	Alex Wright (triceps, 10/5)	DE	6-5	267	9/5/00	24	3	UAB	Elba, Ala.	D3b - '22	4/0/0/0
Reserve/NFI (1):											
22	Nyheim Hines (knee, 8/27)	RB	5-9	196	11/12/96	28	6	North Carolina State	Garner, N.C.	FA - '24	0/0/0/0
Practice squad (15):											
11	James Proche II	WR	5-11	193	9/20/96	28	5	SMU	Dallas, Texas	FA - '24	5/0/0/0
25	Kahlef Hailassie	CB	6-1	195	11/9/00	24	2	Western Kentucky	Elk Grove, Calif.	FA - '24	1/0/0/6
28	Trey Dean	S	6-2	200	2/29/00	24	1	Florida	Hampton, Ga.	FA - '24	0/0/0/0
41	Christopher Edmonds	S	6-2	210	7/16/01	23	R	Arizona State	Phenix City, Ala.	FA - '24	1/0/0/0
52	Elerson Smith	DE	6-7	245	7/17/98	26	3	Northern Iowa	Minneapolis, Minn.	FA - '24	2/0/0/0
61	Roy Mbatika	T	6-8	330	2/13/00	24	1	No College	Benin City, Nigeria	FA - '24	0/0/0/0
62	Michael Dwumfour	DT	6-1	296	1/1/98	26	3	Rutgers	Scotch Plains, N.J.	FA - '24	0/0/0/0
63	T.Y. McGill	DT	6-0	295	11/23/92	32	10	North Carolina State	Jesup, Ga.	FA - '24	2/0/0/0*
64	Cameron Tom	C	6-4	285	6/21/95	29	4	Southern Mississippi	Baton Rouge, La.	FA - '24	0/0/0/0
67	Javion Cohen	G	6-4	322	8/8/02	22	R	Miami (Fla.)	Phenix City, Ala.	FA - '24	1/0/0/4
69	Lorenzo Thompson	T	6-6	305	6/21/00	24	R	Rhode Island	Syracuse, N.Y.	FA - '24	0/0/0/0
82	Cameron Latu	TE	6-5	245	2/24/00	24	2	Alabama	Salt Lake City, Utah	FA - '24	0/0/0/0
98	Marcus Haynes	DE	6-4	240	4/7/98	26	1	Old Dominion	Bowie, Md.	FA - '24	0/0/0/0

^ designated for return

*Christian appeared in one game with the Rams, Houston appeared in eight games with the Lions, K. Hudson appeared in one game with the Saints, McGill appeared in one game with th 49ers, Thomas appeared in four games with the Chiefs.

2024 CLEVELAND BROWNS ROSTER BY POSITION

ROSTER SIZE: 71										
QUARTERBACKS (4)		POS	HT	WT	DOB	AGE	EXP	COLLEGE	HOMETOWN	HOW ACO
17	Thompson-Robinson, Dorian	QB	6-2	203	11/14/99	25	2	UCLA	Las Vegas, Nev.	D5a - '23
*	Watson, Deshaun	QB	6-3	223	9/14/95	29	8	Clemson	Gainesville, Ga.	Tr. (Hou.) - '22
5	Winston, Jameis	QB	6-4	230	1/6/94	30	10	Florida State	Bessemer, Ala.	FA - '24
2	Zappe, Bailey	QB	6-1	215	4/26/99	25	3	Western Kentucky	Victoria, Texas	FA - '24
RUNNING BACKS (5)										
24	Chubb, Nick	RB	5-11	227	12/27/95	28	7	Georgia	Cedartown, Ga.	D2b - '18
34	Ford, Jerome	RB	5-10	210	9/12/99	25	3	Cincinnati	Tampa, Fla.	D5 - '22
27	Foreman, D'Onta	RB	6-0	235	4/24/96	28	8	Texas	Texas City, Texas	FA - '24
*	Hines, Nyheim	RB	5-9	196	11/12/96	28	6	North Carolina State	Garner, N.C.	FA - '24
20	Strong Jr., Pierre	RB	5-11	215	12/10/98	26	3	South Dakota State	Little Rock, Ark.	Tr. (N.E.) - '23
WIDE RECEIVERS (8)										
*	18 Bell, David	WR	6-1	212	12/14/00	24	3	Purdue	Indianapolis, Ind.	D3c - '22
3	Jeddy, Jerry	WR	6-1	195	4/24/99	25	5	Alabama	Deerfield Beach, Fla.	Tr. (Den.) - '24
8	Moore, Elijah	WR	5-10	180	3/27/00	24	4	Mississippi	Fort Lauderdale, Fla.	Tr. (NYJ) - '23
80	Thrash, Jamari	WR	6-0	190	12/19/00	23	R	Louisville	LaGrange, Ga.	D5 - '24
19	Tillman, Cedric	WR	6-3	215	4/19/00	24	2	Tennessee	Las Vegas, Nev.	D3a - '23
87	Toney, Kadarius	WR	6-0	193	1/27/99	25	4	Florida	Mobile, Ala.	FA - '24
81	Woods II, Michael	WR	6-1	204	3/19/00	24	3	Oklahoma	Magnolia, Texas	D6 - '22
TIGHT ENDS (4)										
88	Akins, Jordan	TE	6-4	245	4/19/92	32	7	Central Florida	Locust Grove, Ga.	UFA (Hou.) - '23
85	Njoku, David	TE	6-4	246	7/10/96	28	8	Miami (Fla.)	Cedar Grove, N.J.	D1c - '17
*	84 Swaim, Geoff	TE	6-4	260	9/16/93	31	10	Texas	Chico, Calif.	FA - '24
86	Whiteheart, Blake	TE	6-4	250	3/22/00	24	2	Wake Forest	Winston-Salem, N.C.	FA - '24
OFFENSIVE LINEMEN (14)										
*	74 Adeniji, Hakeem	T	6-4	315	12/8/97	27	5	Kansas	Garland, Texas	UFA (Min.) - '24
75	Bitonio, Joel	G	6-4	320	10/11/91	33	11	Nevada	Long Beach, Calif.	D2 - '14
72	Christian, Geron	T	6-5	315	9/10/96	28	7	Louisville	Ocala, Fla.	FA - '24
78	Conklin, Jack	T	6-6	308	8/17/94	30	9	Michigan State	Plainwell, Mich.	UFA (Ten.) - '20
68	Dunn, Michael	G	6-5	315	8/28/94	30	5	Maryland	Bethesda, Md.	FA - '23
*	53 Harris, Nick	C	6-1	293	11/13/98	26	5	Washington	Inglewood, Calif.	Tr. (Sea.) - '24
* 66	Hudson III, James	T	6-5	313	5/13/99	25	4	Cincinnati	Toledo, Ohio	D4a - '21
65	Ifedi, Germain	T	6-5	325	6/2/94	30	9	Texas A&M	Houston, Texas	FA - '24
* 79	Jones, Dawand	T	6-8	374	8/6/01	23	2	Ohio State	Indianapolis, Ind.	D4a - '23
55	Pocic, Ethan	C	6-6	320	8/5/95	29	8	Louisiana State	Lemont, Ill.	UFA (Sea.) - '22
77	Teller, Wyatt	G	6-4	315	11/21/94	30	7	Virginia Tech	Beaeton, Va.	Tr. (Buf.) - '19
* 71	Wills Jr., Jedrick	T	6-4	307	5/17/99	25	5	Alabama	Lexington, Ky.	D1 - '20
* 56	Wypler, Luke	C	6-3	303	5/3/01	23	2	Ohio State	Montvale, N.J.	D6 - '23
70	Zinter, Zak	G	6-6	310	4/17/01	23	R	Michigan	North Andover, Mass.	D3 - '24
DEFENSIVE LINEMEN (12)										
97	Briggs, Jowon	DT	6-1	313	9/1/01	23	R	Cincinnati	Cincinnati, Ohio	D7b - '24
95	Garrett, Myles	DE	6-4	272	12/29/95	28	8	Texas A&M	Arlington, Texas	D1a - '17
*	51 Hall, Jr., Mike	DT	6-3	300	6/13/03	21	R	Ohio State	Streetsboro, Ohio	D2 - '24
93	Harris, Shelby	DT	6-2	288	8/11/91	33	11	Illinois State	Milwaukee, Wis.	FA - '23
96	Houston, James	DE	6-1	248	11/16/98	26	3	Jackson State	Fort Lauderdale, Fla.	W. (Det.) - '24
* 90	Hurst II, Maurice	DT	6-2	290	5/9/95	29	6	Michigan	Canton, Mass.	FA - '23
92	Kamara, Sam	DT	6-0	272	12/21/97	26	2	Stony Brook	Carteret, N.J.	FA - '24
57	McGuire, Isaiah	DE	6-4	268	7/27/01	23	2	Missouri	Tulsa, Okla.	D4b - '23
54	Okoronkwo, Ogbo	DE	6-2	250	4/24/95	29	7	Oklahoma	Gainesville, Fla.	UFA (Hou.) - '23
99	Thomas, Cameron	DE	6-4	265	1/7/00	24	3	San Diego State	San Diego, Calif.	W. (K.C.) - '24
94	Tomlinson, Dalvin	DT	6-3	325	2/18/94	30	8	Alabama	McDonough, Ga.	UFA (Min.) - '23
*	91 Wright, Alex	DE	6-5	267	9/5/00	24	3	UAB	Elba, Ala.	D3b - '22
LINEBACKERS (8)										
*	36 Bouyer-Randle, Brandon	LB	6-2	240	5/2/97	27	1	Connecticut	Battle Creek, Mich.	FA - '24
30	Bush, Devin	LB	5-11	235	7/18/98	26	6	Michigan	Pembroke Pines, Fla.	UFA (Sea.) - '24
43	Diabate, Mohamoud	LB	6-4	225	5/18/01	23	R	Utah	Auburn, Ala.	FA - '23
58	Hicks, Jordan	LB	6-1	235	6/27/92	32	10	Texas	Colorado Springs, Colo.	UFA (Min.) - '24
39	Hudson, Khaleke	LB	6-2	220	12/6/97	27	5	Michigan	McKeesport, Pa.	FA - '24
* 6	Owusu-Koramoah, Jeremiah	LB	6-2	221	11/4/99	25	4	Notre Dame	Hampton, Va.	D2 - '21
59	Reid, Winston	LB	6-0	225	8/3/99	25	R	Weber State	St. George, Utah	FA - '24
40	Watson, Nathaniel	LB	6-0	233	9/1/00	24	R	Mississippi State	Maplesville, Ala.	D6 - '24
DEFENSIVE BACKS (13)										
35	Anusiem, Chigozie	CB	6-1	200	11/5/00	24	R	Colorado State	La Habra, Calif.	FA - '24
37	Bell, D'Anthony	S	6-1	211	10/17/96	28	3	West Florida	Covington, Ga.	FA - '22
* 38	Brown II, Tony	CB	6-0	200	7/13/95	29	7	Alabama	Beaumont, Texas	FA - '24
9	Delpit, Grant	S	6-3	208	9/20/98	26	5	Louisiana State	Houston, Texas	D2 - '20
23	Emerson Jr., Martin	CB	6-2	201	9/27/00	24	3	Mississippi State	Pensacola, Fla.	D3a - '22
31	Ford Jr., Mike	CB	6-0	195	8/4/95	29	7	Southeast Missouri State	Alton, Ill.	FA - '24
* 26	Harden, Myles	CB	5-11	195	12/13/01	23	R	South Dakota	Miami Gardens, Fla.	D7a - '24
33	Hickman, Ronnie	S	6-1	209	10/11/01	23	2	Ohio State	South Orange, N.J.	FA - '23
12	McLeod, Rodney	S	5-10	185	6/23/90	34	13	Virginia	Hyattsville, Md.	FA - '23
29	Mitchell, Cameron	CB	5-11	191	9/8/01	23	2	Northwestern	Bolingbrook, Ill.	D5b - '23
0	Newsome II, Greg	CB	6-0	192	5/18/00	24	4	Northwestern	Chicago, Ill.	D1 - '21
1	Thornhill, Juan	S	6-0	205	10/19/95	29	6	Virginia	Altavista, Va.	UFA (K.C.) - '23
21	Ward, Denzel	CB	5-11	190	4/28/97	27	7	Ohio State	Macedonia, Ohio	D1b - '18
SPECIALISTS (4)										
13	Bojorquez, Corey	P	6-0	217	9/13/96	28	7	New Mexico	Bellflower, Calif.	UFA (G.B.) - '22
7	Hopkins, Dustin	K	6-2	210	10/1/90	34	11	Florida State	Austin, Texas	Tr. (LAC) - '23
*	47 Hughlett, Charley	LS	6-4	248	5/16/90	34	10	Central Florida	Tampa, Fla.	FA - '14
50	Sunahara, Rex	LS	6-6	242	10/9/96	28	1	West Virginia	Bay Village, Ohio	FA - '24

* Denotes player on a reserve list

2024 CLEVELAND BROWNS ROSTER BY EXPERIENCE

Roster Size: 71												
	NO	NAME	POS	HT	WT	DOB	AGE	EXP	COLLEGE	HOMETOWN	HOW ACO	
13th Year (1)	12	McLeod, Rodney	S	5-10	185	6/23/90	34	13	Virginia	Hyattsville, Md.	FA - '23	
11th Year (3)	75	Bitonio, Joel	G	6-4	320	10/11/91	33	11	Nevada	Long Beach, Calif.	D2 - '14	
	93	Harris, Shelby	DT	6-2	288	8/11/91	33	11	Illinois State	Milwaukee, Wis.	FA - '23	
	7	Hopkins, Dustin	K	6-2	210	10/1/90	34	11	Florida State	Austin, Texas	Tr. (LAC) - '23	
10th Year (4)	58	Hicks, Jordan	LB	6-1	235	6/27/92	32	10	Texas	Colorado Springs, Colo.	UFA (Min.) - '24	
	*	47	Hughlett, Charley	LS	6-4	248	5/16/90	34	10	Central Florida	Tampa, Fla.	FA - '14
	*	84	Swaim, Geoff	TE	6-4	260	9/16/93	31	10	Texas	Chico, Calif.	FA - '24
	5	Winston, Jameis	QB	6-4	230	1/6/94	30	10	Florida State	Bessemer, Ala.	FA - '24	
9th Year (2)	78	Conklin, Jack	T	6-6	308	8/17/94	30	9	Michigan State	Plainwell, Mich.	UFA (Ten.) - '20	
	65	Ifedi, Germain	T	6-5	325	6/2/94	30	9	Texas A&M	Houston, Texas	FA - '24	
8th Year (6)	27	Foreman, D'Onta	RB	6-0	235	4/24/96	28	8	Texas	Texas City, Texas	FA - '24	
	95	Garrett, Myles	DE	6-4	272	12/29/95	28	8	Texas A&M	Beaumont, Texas	D1a - '17	
	85	Njoku, David	TE	6-4	246	7/10/96	28	8	Miami (Fla.)	Cedar Grove, N.J.	D1c - '17	
	55	Pocic, Ethan	C	6-6	320	8/5/95	29	8	Louisiana State	Lemont, Ill.	UFA (Sea.) - '22	
	94	Tomlinson, Dalvin	DT	6-3	325	2/18/94	30	8	Alabama	McDonough, Ga.	UFA (Min.) - '23	
	*	4	Watson, Deshaun	QB	6-3	223	9/14/95	29	8	Clemson	Gainesville, Ga.	Tr. (Hou.) - '22
7th Year (9)	88	Akins, Jordan	TE	6-4	245	4/19/92	32	7	Central Florida	Locust Grove, Ga.	UFA (Hou.) - '23	
	13	Bojorquez, Corey	P	6-0	217	9/13/96	28	7	New Mexico	Bellflower, Calif.	UFA (G.B.) - '22	
	*	38	Brown II, Tony	CB	6-0	200	7/13/95	29	7	Alabama	Beaumont, Texas	FA - '24
	72	Christian, Geron	T	6-5	315	9/10/96	28	7	Louisville	Ocala, Fla.	FA - '24	
	24	Chubb, Nick	RB	5-11	227	12/27/95	28	7	Georgia	Cedartown, Ga.	D2b - '18	
	31	Ford Jr., Mike	CB	6-0	195	8/4/95	29	7	Southeast Missouri State	Alton, Ill.	FA - '24	
	54	Okoronkwo, Ogbo	DE	6-2	250	4/24/95	29	7	Oklahoma	Gainesville, Fla.	UFA (Hou.) - '23	
	77	Teller, Wyatt	G	6-4	315	11/21/94	30	7	Virginia Tech	Beaeton, Va.	Tr. (Buf.) - '19	
	21	Ward, Denzel	CB	5-11	190	4/28/97	27	7	Ohio State	Macedonia, Ohio	D1b - '18	
6th Year (4)	30	Bush, Devin	LB	5-11	235	7/18/98	26	6	Michigan	Pembroke Pines, Fla.	UFA (Sea.) - '24	
	*	22	Hines, Nyheim	RB	5-9	196	11/12/96	28	6	North Carolina State	Garner, N.C.	FA - '24
	* 90	Hurst II, Maurice	DT	6-2	290	5/9/95	29	6	Michigan	Canton, Mass.	FA - '23	
	1	Thornhill, Juan	S	6-0	205	10/19/95	29	6	Virginia	Altavista, Va.	UFA (K.C.) - '23	
5th Year (7)	*	74	Adeniji, Hakeem	T	6-4	315	12/8/97	27	5	Kansas	Garland, Texas	UFA (Min.) - '24
	9	Delpit, Grant	S	6-3	208	9/20/98	26	5	Louisiana State	Houston, Texas	D2 - '20	
	68	Dunn, Michael	G	6-5	315	8/28/94	30	5	Maryland	Bethesda, Md.	FA - '23	
	* 53	Harris, Nick	C	6-1	293	11/13/98	26	5	Washington	Inglewood, Calif.	Tr. (Sea.) - '24	
	39	Hudson, Khaleke	LB	6-2	220	12/6/97	27	5	Michigan	McKeesport, Pa.	FA - '24	
	3	Judy, Jerry	WR	6-1	195	4/24/99	25	5	Alabama	Deerfield Beach, Fla.	Tr. (Den.) - '24	
	*	71	Wills Jr., Jedrick	T	6-4	307	5/17/99	25	5	Alabama	Lexington, Ky.	D1 - '20
4th Year (5)	*	66	Hudson III, James	T	6-5	313	5/13/99	25	4	Cincinnati	Toledo, Ohio	D4a - '21
	8	Moore, Elijah	WR	5-10	180	3/27/00	24	4	Mississippi	Fort Lauderdale, Fla.	Tr. (NYJ) - '23	
	0	Newsome II, Greg	CB	6-0	192	5/18/00	24	4	Northwestern	Chicago, Ill.	D1 - '21	
	*	6	Owusu-Koramoah, Jeremiah	LB	6-2	221	11/4/99	25	4	Notre Dame	Hampton, Va.	D2 - '21
	87	Toney, Kadarius	WR	6-0	193	1/27/99	25	4	Florida	Mobile, Ala.	FA - '24	
3rd Year (12)	37	Bell, D'Anthony	S	6-1	211	10/17/96	28	3	West Florida	Covington, Ga.	FA - '22	
	*	18	Bell, David	WR	6-1	212	12/14/00	24	3	Purdue	Indianapolis, Ind.	D3c - '22
	23	Emerson Jr., Martin	CB	6-2	201	9/27/00	24	3	Mississippi State	Pensacola, Fla.	D3a - '22	
	34	Ford, Jerome	RB	5-10	210	9/12/99	25	3	Cincinnati	Tampa, Fla.	D5 - '22	
	96	Houston, James	DE	6-1	248	11/16/98	26	3	Jackson State	Fort Lauderdale, Fla.	W. (Det.) - '24	
	20	Strong Jr., Pierre	RB	5-11	215	12/10/98	26	3	South Dakota State	Little Rock, Ark.	Tr. (N.E.) - '23	
	99	Thomas, Cameron	DE	6-4	265	1/7/00	24	3	San Diego State	San Diego, Calif.	W. (K.C.) - '24	
	81	Woods II, Michael	WR	6-1	204	3/19/00	24	3	Oklahoma	Magnolia, Texas	D6 - '22	
	*	91	Wright, Alex	DE	6-5	267	9/5/00	24	3	UAB	Elba, Ala.	D3b - '22
	2	Zappe, Bailey	QB	6-1	215	4/26/99	25	3	Western Kentucky	Victoria, Texas	FA - '24	
2nd Year (10)	43	Diabate, Mohamoud	LB	6-4	225	5/18/01	23	2	Utah	Auburn, Ala.	FA - '23	
	33	Hickman, Ronnie	S	6-1	209	10/11/01	23	2	Ohio State	South Orange, N.J.	FA - '23	
	*	79	Jones, Dawand	T	6-8	374	8/6/01	23	2	Ohio State	Indianapolis, Ind.	D4a - '23
	92	Kamara, Sam	DT	6-0	272	12/21/97	26	2	Stony Brook	Carteret, N.J.	FA - '24	
	57	McGuire, Isaiah	DE	6-4	268	7/27/01	23	2	Missouri	Tulsa, Okla.	D4b - '23	
	29	Mitchell, Cameron	CB	5-11	191	9/8/01	23	2	Northwestern	Bolingbrook, Ill.	D5b - '23	
	17	Thompson-Robinson, Dorian	QB	6-2	203	11/14/99	25	2	UCLA	Las Vegas, Nev.	D5a - '23	
	19	Tillman, Cedric	WR	6-3	215	4/19/00	24	2	Tennessee	Las Vegas, Nev.	D3a - '23	
	86	Whiteheart, Blake	TE	6-4	250	3/22/00	24	2	Wake Forest	Winston-Salem, N.C.	FA - '24	
	*	56	Wypler, Luke	C	6-3	303	5/3/01	23	2	Ohio State	Montvale, N.J.	D6 - '23
1st Year (2)	*	36	Bouyer-Randle, Brandon	LB	6-2	240	5/2/97	27	1	Connecticut	Battle Creek, Mich.	FA - '24
	50	Sunahara, Rex	LS	6-6	242	10/9/96	28	1	West Virginia	Bay Village, Ohio	FA - '24	
Rookie (8)	35	Anusiem, Chigozie	CB	6-1	200	11/5/00	24	R	Colorado State	La Habra, Calif.	FA - '24	
	97	Briggs, Jowon	DT	6-1	313	9/1/01	23	R	Cincinnati	Cincinnati, Ohio	D7b - '24	
	*	51	Hall, Jr., Mike	DT	6-3	300	6/13/03	21	R	Ohio State	Streetsboro, Ohio	D2 - '24
	*	26	Harden, Myles	CB	5-11	195	12/13/01	23	R	South Dakota	Miami Gardens, Fla.	D7a - '24
	59	Reid, Winston	LB	6-0	225	8/3/99	25	R	Weber State	St. George, Utah	FA - '24	
	80	Thrash, Jamari	WR	6-0	190	12/19/00	23	R	Louisville	LaGrange, Ga.	D5 - '24	
	40	Watson, Nathaniel	LB	6-0	233	9/1/00	24	R	Mississippi State	Maplesville, Ala.	D6 - '24	
	70	Zinter, Zak	G	6-6	310	4/17/01	23	R	Michigan	North Andover, Mass.	D3 - '24	

* Denotes player on a reserve list

HOW THE BROWNS WERE BUILT

[illegible]

* Denotes player on a reserve list

Roster breakdown: 5 first round picks, 5 2nd round picks, 5 3rd round picks, 2 4th round picks, 3 6th round picks, 3 8th round picks, 2 7th round picks, 2 draft picks (10 unrestricted free agents, 4 undrafted free agents, 22 street free agents).
7 via trade.
2 via waivers.

2 via waivers.

OFFENSE

WR	(19 Cedric Tillman)	<u>80 Jamari Thrash</u>		
LT	65 Germain Ifedi	72 Geron Christian		
LG	75 Joel Bitonio	<u>70 Zak Zinter</u>		
C	55 Ethan Pocic			
RG	77 Wyatt Teller	68 Michael Dunn		
RT	78 Jack Conklin			
TE	85 David Njoku	88 Jordan Akins	86 Blake Whiteheart	
QB	5 Jameis Winston	17 Dorian Thompson-Robinson	2 Bailey Zappe	
RB	24 Nick Chubb	34 Jerome Ford	20 Pierre Strong Jr.	27 D'Onta Foreman
WR	8 Elijah Moore	81 Michael Woods II		
WR	3 Jerry Jeudy	87 Kadarius Toney		

DEFENSE

DE	95 Myles Garrett	99 Cameron Thomas	96 James Houston
DT	94 Dalvin Tomlinson	92 Sam Kamara	
DT	93 Shelby Harris	<u>97 Jowon Briggs</u>	
DE	54 Ogbo Okoronkwo	57 Isaiah McGuire	
LB	43 Mohamoud Diabate	30 Devin Bush	<u>59 Winston Reid</u>
LB	58 Jordan Hicks	<u>40 Nathaniel Watson</u>	39 Khaleke Hudson
CB	23 Martin Emerson Jr.	<u>35 Chigozie Anusiem</u>	
CB	21 Denzel Ward	(31 Mike Ford Jr.)	
CB	(0 Greg Newsome II)	29 Cameron Mitchell	
S	9 Grant Delpit	33 Ronnie Hickman	37 D'Anthony Bell
S	1 Juan Thornhill	12 Rodney McLeod	

SPECIAL TEAMS

P	13 Corey Bojorquez	
K	7 Dustin Hopkins	
H	13 Corey Bojorquez	
KR	20 Pierre Strong Jr.	34 Jerome Ford
PR	8 Elijah Moore	
LS	50 Rex Sunahara	

Rookies are underlined
Injured players are in [brackets]

PRONUNCIATION GUIDE

Jordan <u>AKINS</u>	AIK-ins	<u>GERMAIN IFEDI</u>	jer-MANE iff-FED-ee
<u>CHIGOZIE ANUSIEM</u>	CHIH-go-zay uh-NOO-see-uhm	Jerry <u>JEUDY</u>	JUDY
Joel <u>BITONIO</u>	buh-TONE-ee-oh	Rodney <u>MCLEOD</u>	muh-CLOUD
Corey <u>BOJORQUEZ</u>	boh-HORK-ezz	David <u>NJOKU</u>	nuh-JOE-koo
<u>JOWON</u> Briggs	JOE-whan	<u>OGBO OKORONKWO</u>	OH-bow oh-kor-RON-kwo
<u>GERON</u> Christian	JAIR-ehn	Ethan <u>POCIC</u>	POH-sick
<u>MOHAMOUD DIABATE</u>	mah-MOOD dee-ah-BAH-tay	Rex <u>SUNAHARA</u>	soon-uh-HAR-uh
D'ONTA Foreman	dee-ON-tay	<u>JAMARI</u> Thrash	juh-MAR-ee
<u>KHALEKE</u> Hudson	kuh-LEAK	Bailey <u>ZAPPE</u>	ZAP-ee

2024 PARTICIPATION CHART

Players	2024 CLEVELAND BROWNS PARTICIPATION REPORT																		vs. KC	at CIN	vs. MIA	at BLT	GP	GS	DNP	IA
	vs. DAL	at JAX	vs. NYG	at LV	at WAS	at PHI	vs. CIN	vs. BLT	vs. IAC	at NO	vs. PIT	at DEN	at PIT													
	9/8	9/15	9/22	9/29	10/6	10/13	10/20	10/27	11/3	11/17	11/24	12/2	12/8													
Adeniji, Hakeem	IR	IR	IR	IR	IR	IR	IR	IR	IR	IR	IR	IR	IR					0	0	0	0					
Akins, Jordan	X	X	TE	TE	X	X	X	X	X	X	X	TE	X					13	3	0	0					
Anusiem, Chigozie	NOT	NOT	NOT	NOT	NOT	NOT	NOT	NOT	NOT	IA	IA	IA	IA					0	0	0	4					
Barrett, Michael	NOT	PS	PS	PS	PS	NOT	NOT	NOT	NOT	NOT	NOT	NOT	NOT					0	0	0	0					
Bell, D'Anthony	X	X	X	X	X	S	X	X	X	X	X	X	X					13	1	0	0					
Bell, David	PS	X	IR	IR	IR	IR	IR	IR	IR	IR	IR	IR	IR					1	0	0	0					
Bitonio, Joel	LG	LG	LG	LG	LG	LG	LG	LG	LG	LG	LG	LG	LG					13	13	0	0					
Bojarczak, Corey	X	X	X	X	X	X	X	X	X	X	X	X	X					13	0	0	0					
Bouyer-Handle, Brandon	IR	IR	IR	IR	IR	IR	IR	IR	IR	IR	IR	IR	IR					0	0	0	0					
Briggs, Jonon	PS	PS	PS	PS	PS	PS	PS	PS	PS	PS	PS	X	X					2	0	0	0					
Brightwell, Gary	PS	PS	X	X	PS	PS	NOT	PS	NOT	NOT	NOT	NOT	NOT					2	0	0	0					
Brown II, Tony	PS	PS	X	X	X	X	X	X	IR	IR	IR	IR	IR					6	0	0	0					
Buch, Devin	X	X	LB	X	ILB	X	LB	LB	LB	LB	LB	LB	LB					13	9	0	0					
Christian, Geron	NOT	NOT	NOT	NOT	NOT	NOT	NOT	NOT	NOT	NOT	DNP	DNP	DNP					1	0	3	0					
Chubb, Nick	PUP	PUP	PUP	PUP	PUP	PUP	PUP	RB	RB	RB	RB	RB	RB					7	7	0	0					
Cohen, Javion	IA	IA	IA	X	IA	PS	PS	PS	PS	PS	PS	PS	PS					1	0	0	4					
Conklin, Jack	IA	IA	IA	IA	IA	IA	RT	RT	RT	RT	RT	RT	RT					8	8	0	5					
Cooper, Amari	WR	WR	WR	WR	WR	WR	NOT	NOT	NOT	NOT	NOT	NOT	NOT					6	6	0	0					
Garden, Jaelon	X	NOT	PS	PS	PS	X	WR	X	X	IA	X	X	NOT					7	1	0	1					
Dean, Trey	NOT	NOT	NOT	NOT	NOT	PS	PS	PS	PS	PS	PS	PS	PS					0	0	0	0					
Deplit, Grant	S	S	S	S	S	IA	S	S	S	S	S	S	S					12	12	0	1					
Diabate, Mouhamoud	X	IR	IR	IR	IR	LB	X	LB	LB	LB	LB	LB	LB					9	7	0	0					
Dunn, Michael	NFI	NFI	NFI	NFI	X	RG	RG	X	X	X	X	X	X					9	2	0	0					
Dwunfour, Michael	NOT	NOT	NOT	NOT	NOT	NOT	NOT	NOT	NOT	NOT	NOT	NOT	PS					0	0	0	0					
Edmonds, Christopher	PS	PS	PS	PS	PS	X	PS	PS	PS	PS	PS	PS	PS					1	0	0	0					
Emerson Jr., Martin	CB	CB	CB	CB	CB	CB	CB	CB	X	CB	CB	CB	CB					13	12	0	0					
Fields II, Tony	X	IR	IR	IR	IR	IR	IR	IR	NOT	NOT	NOT	NOT	NOT					1	0	0	0					
Ford, Jerome	RB	X	RB	RB	X	RB	IA	IA	X	X	X	X	X					11	4	0	2					
Ford Jr., Mike	X	X	X	X	X	X	X	X	X	X	X	X	X					13	0	0	0					
Foreman, D'Onta	X	RB	X	X	RB	X	X	X	IA	IA	IA	IA	IA					8	2	0	5					
Freeman, Royce	NOT	NOT	PS	PS	PS	NOT	NOT	NOT	NOT	NOT	NOT	NOT	NOT					0	0	0	0					
Garrett, Myles	DE	DE	DE	DE	DE	DE	DE	DE	DE	DE	DE	DE	DE					13	13	0	0					
Griffin, Isha	PS	NOT	NOT	NOT	NOT	NOT	NOT	NOT	NOT	NOT	NOT	NOT	NOT					0	0	0	0					
Gutierrez, Sebastian	NOT	NOT	NOT	PS	PS	PS	PS	NOT	NOT	NOT	NOT	NOT	NOT					0	0	0	0					
Hailescio, Kahlel	IA	IA	IA	IA	IA	X	IA	NOT	PS	PS	PS	PS	PS					1	0	0	6					
Hall, Jr., Mike	CEL	CEL	CEL	CEL	SUS	X	X	X	X	IR	IR	IR	IR					4	0	0	0					
Hardee Sr., Justin	PS	NOT	NOT	NOT	NOT	NOT	NOT	NOT	NOT	NOT	NOT	NOT	NOT					0	0	0	0					
Harden, Myles	IA	IR	IR	IR	IR	IR	IR	IR	IA	IR	IR	IR	IR					0	0	0	1					
Harris, Nick	DNP	FB	X	X	X	C	IR	IR	IR	IR	IR	IR	IR					5	2	1	0					
Harris, Shelby	X	DT	DT	DT	DT	DT	DT	DT	DT	DT	DT	DT	DT					13	12	0	0					
Haynes, Marcus	NOT	NOT	NOT	NOT	NOT	PS	PS	PS	PS	PS	PS	PS	PS					0	0	0	0					
Hickman, Ronnie	X	S	S	S	S	IA	IA	IA	X	X	X	S	IA					9	5	0	4					
Hicks, Jordan	LB	LB	LB	LB	IA	IA	LB	IA	IA	LB	LB	LB	LB					9	9	0	4					
Hines, Nyheim	NFI	NFI	NFI	NFI	NFI	NFI	NFI	NFI	NFI	NFI	NFI	NFI	NFI					0	0	0	0					
Hopkins, Dustin	X	X	X	X	X	X	X	X	X	X	X	X	X					13	0	0	0					
Houston, James	NOT	NOT	NOT	NOT	NOT	NOT	NOT	NOT	NOT	NOT	X	IA	IA					8	0	0	5					
Hudson, Khaloke	NOT	X	X	X	X	X	X	X	X	X	X	X	X					13	0	0	0					
Hudson III, James	LT	LT	X	X	IA	IR	IR	IR	IR	IR	IR	IR	IR					4	2	0	1					
Hughlett, Charley	X	X	X	X	X	IR	IR	IR	IR	IR	IR	IR	IR					5	0	0	0					
Hurst II, Maurice	DT	IR	IR	IR	IR	DT	X	X	X	X	X	X	IR					8	2	0	0					
Iledi, Germain	X	X	PS	X	X	X	X	X	IA	X	LT	LT	LT					11	3	0	1					
Ika, Siaki	NOT	PS	PS	PS	PS	PS	NOT	NOT	NOT	NOT	NOT	NOT	NOT					0	0	0	0					
Jefferson, Quinton	X	X	X	X	X	IA	IA	IA	IA	NOT	NOT	NOT	NOT					5	0	0	4					
Jewdy, Jerry	WR	X	WR	WR	WR	WR	WR	WR	WR	WR	WR	WR	WR					13	12	0	0					
Jones, Dawond	RT	RT	RT	RT	RT	X	X	RT	RT	RT	IR	IR	IR					10	8	0	0					
Kamara, Sam	PS	X	X	X	X	PS	PS	PS	X	X	X	IA	IA					7	0	0	2					
Latu, Cameron	PS	PS	PS	PS	PS	PS	PS	PS	PS	PS	PS	PS	PS					0	0	0	0					
III Lee, Ricky	NOT	NOT	NOT	PS	PS	NOT	NOT	NOT	NOT	NOT	NOT	NOT	NOT					0	0	0	0					
Mbaeteka, Ray	PS	PS	PS	PS	PS	PS	PS	PS	PS	PS	PS	PS	PS					0	0	0	0					
McGill, T.Y.	NOT	NOT	NOT	NOT	NOT	NOT	NOT	NOT	NOT	NOT	NOT	NOT	X					2	0	0	0					
McGuire, Isaiah	IA	X	X	X	X	X	X	X	X	X	X	X	X					12	0	0	1					
McLeod, Rodney	X	X	X	S	X	S	X	X	X	X	X	X	X					13	2	0	0					
Mitchell, Cameron	X	X	X	X	X	X	X	X	X	X	X	X	X					13	0	0	0					
Moore, Elijah	WR	WR	X	WR	WR	WR	X	X	WR	X	WR	WR	WR					13	9	0	0					
Newsome II, Greg	CB	CB	X	X	CB	X	X	X	X	X	X	X	X					13	3	0	0					
Njoku, David	TE	IA	IA	IA	TE	TE	TE	TE	TE	TE	TE	TE	TE					10	10	0	3					
Okoronkwo, Ogbo	X	X	X	X	X	X	X	X	X	DE	DE	DE	DE					13	4	0	0					
Owusu-Koramoah, Jeremiah	LB	LB	LB	LB	LB	LB	LB	LB	IR	IR	IR	IR	IR					8	8	0	0					
Pacic, Ethan	C	C	C	C	C	IA	C	C	C	C	C	C	C					12	12	0	1					
Proche II, James	PS	X	X	X	X	NOT	PS	PS	PS	PS	PS	PS	X					5	0	0	0					
Reid, Winston	PS	X	X	X	X	X	X	X	LB	X	X	X	X					12	1	0	0					
Smith, Elerson	NOT	NOT	NOT	PS	PS	PS	PS	PS	PS	X	X	NOT	NOT					2	0	0	0					
Smith, Za'Darius	DE	DE	DE	DE	DE	DE	DE	DE	DE	NOT	NOT	NOT	NOT					9	9	0	0					
Strong Jr., Pierre	X	X	IA	IA	X	X	X	X	X	X	X	X	X					11	0	0	2					
Sunahara, Rex	NOT	NOT	NOT	NOT	NOT	X	X	X	X	X	X	X	X					8	0	0	0					
Swain, Geoff	NOT	PS	X																							

JANUARY

- 15 Signed WR Jaelon Darden to the Reserve/Future list.
Signed CB Vincent Gray to the Reserve/Future list.
Signed RB John Kelly Jr. to the Reserve/Future list.
Signed TE Zaire Mitchell-Paden to the Reserve/Future list.
Signed T Justin Murray to the Reserve/Future list.
Signed DE Lonnie Phelps to the Reserve/Future list.
Signed LB Charlie Thomas III to the Reserve/Future list.
Signed DE Isaiah Thomas to the Reserve/Future list.
Signed DT Chris Williams to the Reserve/Future list.
- 16 Signed DT Jayden Peevy to the Reserve/Future list.
- 17 Signed LB Caleb Johnson to the Reserve/Future list.
- 24 Signed K Lucas Havrisik to the Reserve/Future list.

FEBRUARY

- 5 Named Ken Dorsey offensive coordinator.
Named Tommy Rees tight ends/pass game specialist.
Named Jacques Cesaire defensive line coach.
Named Duce Staley running backs coach.
- 15 Named Andy Dickerson offensive line coach.
Named Roy Istvan assistant offensive line coach.

MARCH

- 13 Browns traded 2024 5th and 6th round picks to Denver for WR Jerry Jeudy.
Re-signed DE Za'Darius Smith.
- 14 Signed LB Jordan Hick as unrestricted free agent.
Signed T Hakeem Adeniji as unrestricted free agent.
Re-signed G Michael Dunn.
Re-signed DT Shelby Harris.
- 15 Signed LB Devin Bush as unrestricted free agent.
Signed FB Giovanni Ricci.
Re-signed P Corey Bojorquez.
Re-signed DT Maurice Hurst II.
- 18 Signed RB Nyheim Hines.
- 19 Signed WR Jerry Jeudy to three-year extension.
Signed DT Quinton Jefferson as unrestricted free agent.
Re-signed WR James Proche II.
Signed CB Tony Brown II.
- 20 Signed QB Jameis Winston.
Signed QB Tyler Huntley as unrestricted free agent.
- 22 Signed D'Onta Foreman.
- 25 Re-signed S Rodney McLeod.
Signed K Cade York.

APRIL

- 2 Signed CB Justin Hardee Sr. as unrestricted free agent.
- 12 Traded T Leroy Watson IV to Tennessee for 2024 7th round pick.
- 15 Signed exclusive rights free agent DE Sam Kamara.
Waived G Drew Forbes.

- 17 Placed T Justin Murray on reserve/retired.
- 18 Signed T Germain Ifedi.
- 26 Drafted DT Mike Hall Jr. with the 54th overall pick.
Drafted G Zak Zinter with the 85th overall pick.
- 27 Drafted WR Jamari Thrash with the 156th overall pick.
Drafted LB Nathaniel Watson with the 206th overall pick.
Drafted CB Myles Harden with the 227th overall pick.
Drafted DT Jowon Briggs with the 243rd overall pick.
- 29 Signed T Roy Mbaeteka as international player.

MAY

- 6 Signed C Brian Allen.
- 9 Waived C Dawson Deaton with an injury designation.
- 10 Signed G Zak Zinter.
Signed WR Jamari Thrash.
Signed LB Nathaniel Watson.
Signed CB Myles Harden.
Signed DT Jowon Briggs.
Signed Ahmarean Brown as an undrafted free agent.
Signed Javion Cohen as an undrafted free agent.
Signed Christopher Edmonds as an undrafted free agent.
Signed Dyshawn Gales as an undrafted free agent.
Signed Winston Reid as an undrafted free agent.
Signed Aidan Robbins as an undrafted free agent.
Signed Lorenzo Thompson as an undrafted free agent.
Signed Treyton Welch as an undrafted free agent.
- 12 Signed QB Jacob Sirmon.
- 14 Claimed T Kellen Diesch via waivers from Pittsburgh.
Signed WR Jalen Camp.
Waived K Lucas Havrisik.
- 16 Waived T Kellen Diesch with a failed physical designation.
- 20 Signed K Lucas Havrisik.
Waived QB Jacob Sirmon.
- 21 Signed WR Matt Landers.

JUNE

- 4 Waived K Lucas Havrisik.
- 5 Signed S Brady Breeze.
- 7 Signed DT Mike Hall Jr.
Signed G Wyatt Davis.
Waived DT Jayden Peevy.
- 20 Waived DE Lonnie Phelps.

JULY

- 17 Signed K Dustin Hopkins to three-year extension.
- 24 Placed S D'Anthony Bell on Active/Physically Unable to Perform.
Placed RB Nick Chubb on Active/Physically Unable to Perform.
Placed T Jack Conklin on Active/Physically Unable to Perform.
Placed DT Dalvin Tomlinson on Active/Physically Unable to Perform.
Placed T Jedrick Wills Jr. on Active/Physically Unable to Perform.

Placed RB Nyheim Hines on Active/Non-Football Injury.
 Placed CB Greg Newsome II on Active/Non-Football Injury.
 Signed DE Jeremiah Martin.
 Signed T Chim Okorafor.
 Waived LB Caleb Johnson.
 30 Placed C Brian Allen on Reserve/Injured.
 Signed G Zack Johnson.

AUGUST

1 Placed LB Charlie Thomas III on Reserve/Injured.
 Signed LB Caleb Johnson.
 3 Released C Brian Allen from injured reserve.
 4 Signed CB Faion Hicks.
 Waived CB Dyshawn Gales.
 5 Released LB Charlie Thomas III from injured reserve.
 6 Signed DE Marcus Haynes.
 Signed LB Landon Honeycutt.
 Waived WR Jalen Camp.
 Waived G Chim Okorafor.
 8 Signed LS Rex Sunahara.
 Waived CB Faion Hicks.
 12 Traded 2026 6th round pick to Seattle for C Nick Harris and 2026 7th round pick.
 Signed LB Brandon Bouyer-Randle.
 Signed CB Faion Hicks.
 Signed S Chase Williams.
 Waived CB Vincent Gray with an injury designation.
 Waived DE Marcus Haynes.
 Waived LS Rex Sunahara.
 Terminated contract of RB John Kelly Jr.
 14 Signed LB Jeremiah Owusu-Koramoah to three-year extension.
 16 Signed S Tyler Coyle.
 Signed LS Rex Sunahara.
 Waived S Brady Breeze with an injury designation.
 Waived LB Brandon Bouyer-Randle.
 18 Waived CB Vincent Gray from injured reserve.
 19 Signed LB Brandon Bouyer-Randle.
 Signed T Chim Okorafor.
 Placed T Hakeem Adeniji on injured reserve.
 Waived WR Matt Landers.
 21 Signed LB Marvin Moody.
 Waived LB Brandon Bouyer-Randle with an injury designation.
 22 Signed RB Jacob Saylor.
 Terminated the contract of TE Giovanni Ricci with an injury designation.
 Traded K Cade York to Washington for 2025 conditional 7th round pick.
 23 Signed K Lucas Harvisik.
 24 Traded DT Chris Williams and 2025 7th round pick to Chicago for 2025 6th round pick.

26 S D'Anthony Bell passed physical.
 T Jack Conklin passed physical.
 CB Greg Newsome II passed physical.
 DT Dalvin Tomlinson passed physical.
 T Jedrick Wills Jr. passed physical.
 Waived S Tyler Coyle.
 Waived G Wyatt Davis.
 Waived K Lucas Harvisik.
 Waived CB Faion Hicks.
 Waived LB Landon Honeycutt.
 Waived LB Caleb Johnson.
 Waived G Zack Johnson.
 Waived DE Jeremiah Martin.
 Waived T Roy Mbaeteka.
 Waived LB Marvin Moody.
 Waived T Chim Okorafor.
 Waived RB Aidan Robbins.
 Waived RB Jacob Saylor.
 Waived LS Rex Sunahara.
 Waived DE Isaiah Thomas.
 Waived S Chase Williams with an injury designation.
 27 Waived DT Jowon Briggs.
 Waived WR Ahmarean Brown.
 Waived WR Jaelon Darden.
 Waived S Christopher Edmonds.
 Waived DT Siaki Ika.
 Waived DT Sam Kamara.
 Waived TE Zaire Mitchell-Paden.
 Waived LB Winston Reid.
 Waived T Lorenzo Thompson.
 Waived TE Treyon Welch.
 Waived WR Michael Woods II.
 Terminated the contract of CB Tony Brown II.
 Terminated the contract of RB D'Onta Foreman.
 Terminated the contract of CB Justin Hardee Sr.
 Terminated the contract of T German Ifedi.
 Terminated the contract of WR James Proche II.
 Placed G Michael Dunn on reserve/NFI - designated for return.
 Placed RB Nyheim Hines on reserve/NFI.
 Placed RB Nick Chubb on reserve/PUP.
 Placed DT Michael Hall Jr. on exempt/Commissioner permission.
 Placed C Luke Wypler on injured reserve.
 Waived S Brady Breeze from injured reserve.
 28 Signed DT Jowon Briggs to practice squad.
 Signed CB Tony Brown II to practice squad.
 Signed WR Jaelon Darden to practice squad.
 Signed S Christopher Edmonds to practice squad.
 Signed CB Justin Hardee Jr. to practice squad.
 Signed T Germain Ifedi to practice squad.
 Signed DT Sam Kamara to practice squad.

- Signed T Roy Mbaeteka to practice squad.
- Signed WR James Proche II to practice squad.
- Signed LB Winston Reid to practice squad.
- Signed LS Rex Sunahara to practice squad.
- Signed T Lorenzo Thompson to practice squad.
- Signed WR Michael Woods II to practice squad.
- 29 Signed RB D'Onta Foreman.
- Terminated the Contract of QB Tyler Huntley.
- Signed RB Gary Brightwell to practice squad.
- Signed CB Mike Ford Jr. to practice squad.
- Signed TE Blake Whiteheart to practice squad.
- Signed WR Tulu Griffin to practice squad.
- Signed TE Cameron Latu to practice squad.
- Released LS Rex Sunahara from practice squad.

SEPTEMBER

- 5 Waived WR David Bell.
- 8 Signed WR Jaelon Darden to active roster from practice squad.
- Elevated CB Mike Ford Jr. to active roster from practice squad.
- Elevated T Germain Ifedi to active roster from practice squad.
- Signed WR David Bell to practice squad.
- 9 CB Mike Ford Jr. reverted back to practice squad.
- T Germain Ifedi reverted back to practice squad.
- 10 Signed WR Kadarius Toney to practice squad.
- Released CB Justin Hardee Sr. from practice squad.
- Released WR Tulu Griffin from practice squad.
- 11 Placed LB Mohamoud Diabate on injured reserve.
- Placed LB Tony Fields II on injured reserve.
- Placed DT Maurice Hurst II on injured reserve.
- Placed S Juan Thornhill on injured reserve.
- Signed WR David Bell to active roster from practice squad.
- Signed CB Mike Ford Jr. to active roster from practice squad.
- Signed LB Khaleke Hudson to active roster from practice squad.
- Signed DT Sam Kamara to active roster from practice squad.
- Signed DT Siaki Ika to practice squad.
- Signed TE Geoff Swaim to practice squad.
- Signed LB Luiji Vilain to practice squad.
- 12 Placed CB Myles Harden on injured reserve.
- Signed LB Michael Barrett to practice squad.
- 14 Signed WR James Proche II to active roster from practice squad.
- Signed LB Winston Reid to active roster from practice squad.
- Elevated T Germain Ifedi to active roster from practice squad.
- Elevated TE Blake Whiteheart to active roster from practice squad.
- Waived WR Jaelon Darden.
- 15 T Germain Ifedi reverted back to practice squad.
- TE Blake Whiteheart reverted back to practice squad.
- 17 Placed WR David Bell on injured reserve.
- Signed WR Jaelon Darden to practice squad.
- Signed RB Royce Freeman to practice squad.
- 19 Waived LB Nathaniel Watson.

- Waived S Chase Williams from injured reserve.
- 21 Signed RB Gary Brightwell to active roster from practice squad.
- Signed TE Blake Whiteheart to active roster from practice squad.
- Elevated CB Tony Brown II to active roster from practice squad.
- Elevated TE Geoff Swaim to active roster from practice squad.
- Signed LB Nathaniel Watson to practice squad.
- 25 Signed T Germain Ifedi to active roster from practice squad.
- Placed G Wyatt Teller on injured reserve.
- Signed T Sebastian Gutierrez to practice squad.
- Signed T Ricky Lee III to practice squad.
- Signed DE Elerson Smith to practice squad.
- Released DE Luiji Vilain from practice squad.
- 28 Elevated CB Tony Brown II to active roster from practice squad.
- Elevated TE Geoff Swaim to active roster from practice squad.
- 30 CB Tony Brown II reverted back to practice squad.
- TE Geoff Swaim reverted back to practice squad.

OCTOBER

- 1 Waived RB Gary Brightwell.
- 2 Signed LB Nathaniel Watson to active roster from practice squad.
- Designated RB Nick Chubb for return to practice.
- Designated G Michael Dunn for return to practice.
- Designated RB Nyheim Hines for return to practice.
- 3 Signed RB Gary Brightwell to practice squad.
- 5 Activated G Michael Dunn from reserve/non-football illness.
- Placed DE Alex Wright on injured reserve.
- Elevated CB Tony Brown II to active roster from practice squad.
- Elevated TE Geoff Swaim to active roster from practice squad.
- 7 CB Tony Brown II reverted back to practice squad.
- TE Geoff Swaim reverted back to practice squad.
- 8 Waived G Javion Cohen.
- Waived DT Sam Kamara.
- Waived TE Blake Whiteheart.
- Released LB Michael Barrett from practice squad.
- Released RB Royce Freeman from practice squad.
- Released T Ricky Lee from practice squad.
- 9 Placed LS Charley Hughlett on injured reserve.
- Signed LS Rex Sunahara.
- Signed TE Geoff Swaim to active roster from practice squad.
- Designated DT Maurice Hurst II for return to practice.
- Designated LB Mohamoud Diabate for return to practice.
- Signed S Trey Dean to practice squad.
- Signed DE Marcus Haynes to practice squad.
- 10 Signed CB Tony Brown II to active roster from practice squad.
- Signed G Javion Cohen to practice squad.
- Signed DT Sam Kamara to practice squad.
- Signed TE Blake Whiteheart to practice squad.
- 12 Activated DT Maurice Hurst II from injured reserve.
- Activated LB Mohamoud Diabate from injured reserve.
- Activated DT Michael Hall Jr. from exempt/Commissioner permission.

Terminated the contract of WR James Proche II.
Placed T James Hudson III on injured reserve.
Elevated WR Jaelon Darden to active roster from practice squad.
Elevated S Christopher Edmonds to active roster from practice squad.

14 WR Jaelon Darden reverted back to practice squad.
S Christopher Edmonds reverted back to practice squad.

15 Traded WR Amari Cooper and 2025 6th round pick to Buffalo for 2025 3rd round pick and 2026 7th round pick.
Placed C Nick Harris on injured reserve.
Signed WR James Proche II to practice squad.
Signed C Cameron Tom to practice squad.
Released RB Gary Brightwell from practice squad.
Released DT Siaki Ika from practice squad.

16 Designated S Juan Thornhill for return to practice.

19 Activated RB Nick Chubb from reserve/PUP.
Activated S Juan Thornhill from injured reserve.
Elevated WR Jaelon Darden to active roster from practice squad.

21 WR Jaelon Darden reverted back to practice squad.

22 Placed QB Deshaun Watson on injured reserve.
Signed QB Bailey Zappe to active rsoter off Kansas City's practice squad.
Waived LB Tony Fields II from injured reserve.
Signed RB Gary Brightwell to practice squad.
Released T Sebastian Gutierrez from practice squad.

23 Designated G Wyatt Teller for return to practice.

27 Activated G Wyatt Teller from injured reserve.
Waived CB Kahlef Hailassie.
Elevated WR Jaelon Darden to active roster from practice squad.

28 WR Jaelon Darden reverted back to practice squad.

29 WR Jaelon Darden signed to active roster from practice squad.
CB Tony Brown II placed on injured reserve.
Signed CB Kahlef Hailassie to practice squad.
Released RB Gary Brightwell from practice squad.

NOVEMBER

2 Placed LB Jeremiah Owusu-Koramoah on injured reserve.
Elevated DT Sam Kamara from practice squad.

4 DT Sam Kamara reverted back to practice squad.

5 Traded DE Za'Darius Smith and 2026 7th round pick to Detroit for 2025 5th round and 2026 6th round picks.
Terminated contract of DT Quinton Jefferson.

13 Signed CB Chigozie Anusiem to active roster from Washington's practice squad.

16 Placed DT Mike Hall Jr. on injured reserve.
Signed DT Sam Kamara to active roster from practice squad.
Signed DE Elerson Smith to active roster from practice squad.
Elevated WR Kadarius Toney from practice squad.

18 WR Kadarius Toney reverted back to practice squad.

19 Placed T Dawand Jones on injured reserve.

Signed T Geron Christian to active roster from Rams' practice squad.

21 Elevated TE Blake Whiteheart from practice squad.

25 TE Blake Whiteheart reverted back to practice squad.

27 Designated CB Myles Harden for return to practice.
Claimed DE James Houston via waivers from Detroit.
Claimed DE Cameron Thomas via waivers from Kansas City.
Waived DE Elerson Smith.

29 Signed DE Elerson Smith to practice squad.

30 Placed TE Geoff Swaim on injured reserve.
Signed TE Blake Whiteheart to active roster from practice squad.

DECEMBER

2 Signed DT Jowon Briggs to active roster from practice squad.
Waived QB Bailey Zappe.
Elevated WR Kadarius Toney from practice squad.
Elevated WR Michael Woods II from practice squad.

3 WR Kadarius Toney reverted back to practice squad.
WR Michael Woods II reverted back to practice squad.

4 Signed QB Bailey Zappe.
Waived WR Jaelon Darden.

6 Signed DT Michael Dwumfour to practice squad.
Signed DT T.Y. McGill to practice squad.

7 Signed WR Kadarius Toney to active roster from practice squad.
Signed WR Michael Woods II to active roster from practice squad.
Placed DT Maurice Hurst II on injured reserve.
Placed T Jedrick Wills Jr. on injured reserve.
Elevated WR James Proche II from practice squad.
Elevated DT T.Y. McGill from practice squad.

10 WR James Proche II reverted back to practice squad.
DT T.Y. McGill reverted back to practice squad.

PUNT RETURNED FOR A TD

By Browns
Donovan Peoples-Jones, 76 yards (12/4/22 at HOU)

By Opponent
KaVontae Turpin, 60 yards (9/8/24 vs. DAL)

KICKOFF RETURNED FOR A TD

By Browns
Joshua Cribbs, 100 yards & 103 yards (12/20/09 at KC)

By Opponent
Charlie Jones, 100 yards (10/20/24 vs. CIN)

INTERCEPTION RETURNED FOR A TD

By Browns
Ronnie Hickman, 30 yards (12/28/23 vs. NYJ)

By Opponent
**N. Bonitto, 71 yards (12/2/24 at DEN),
J. McMillian, 44 yards (12/2/24 at DEN)**

TWO INTERCEPTIONS IN SAME GAME

By Browns
MJ Emerson (12/10/23 vs. JAX)

By Opponent
Rasul Douglas (12/25/21 at GB)

THREE INTERCEPTIONS IN SAME GAME

By Browns
Anthony Henry (11/18/01 at BAL)

By Opponent
Kevin Byard (10/22/17 vs. TEN)

FUMBLE RETURNED FOR A TD

By Browns
Rodney McLeod Jr (9/29/24 at LV)

By Opponent
TJ Watt (9/18/23 at PIT)

PUNT BLOCK RETURNED FOR A TD

By Browns
Andre King, 28 yards (11/30/03 at SEA)

By Opponent
Anthony Chickillo, 16 yards (9/10/17 vs. PIT)

PUNT BLOCKED

By Browns
Marlon Moore (11/5/15 at CIN)

By Opponent
Davis Moore (10/13/19 vs. SEA)

SHUTOUT SCORED

By Browns
at Cleveland 27, Arizona 0 (11/5/23)

By Opponent
vs. Cincinnati 30, Cleveland 0 (12/14/14)

PAT BLOCKED

By Browns
Sheldon Richardson (12/27/20 at NYJ)

By Opponent
Levi Onwuzurike (11/21/21 vs. DET)

TWO-POINT CONVERSION

By Browns
Jameis Winston-Jerry Jeudy pass (12/2/24 at DEN)

By Opponent
Kenny Pickett-Diontae Johnson pass (1/8/22 at PIT)

FIELD GOAL BLOCKED

By Browns
Myles Garrett (10/13/24 at PHI)

By Opponent
Teair Tart (11/3/24 vs. LAC)

FIELD GOAL BLOCKED RETURNED FOR TD

By Browns
Rodney McLeod, 50 yards (10/13/24 at PHI)

By Opponent
Will Hill III, 62 yards (11/30/15 vs. BAL)

SAFETY SCORED

By Browns
Trevor Lawrence sacked in the end zone by Alex Wright (9/15/24 vs. JAX)

By Opponent
Joe Flacco sacked in the end zone by K. Turner and A. Donald (12/3/23 at LAR)

100 YARDS RUSHING

By Browns
Jerome Ford, 107 yards (11/12/23 at BAL)

By Opponent
Taysom Hill, 139 yards (11/17/24 at NO)

100 YARDS RUSHING IN A HALF

By Browns
Nick Chubb, 104 yards in second half (11/29/20 at JAX)

By Opponent
Taysom Hill, 129 yards (11/17/24)

200 YARDS RUSHING

By Browns
Jerome Harrison, 286 yards (12/20/09 at KC)

By Opponent
Ahmad Bradshaw, 200 yards (10/7/12 at NYG)

BACK-TO-BACK 100-YARD RUSHING GAMES

By Browns
Nick Chubb, 113 yards (9/22/22 vs. PIT),
Nick Chubb, 118 yards (10/2/22 at ATL),
Nick Chubb, 134 yards (10/9/22 vs. LAC).

By Opponent
Rhamondre Stevenson, 100 (11/14/21 at NE),
D'Andre Swift, 136 (11/21/21 vs. DET)

TWO 100-YARD RUSHERS IN SAME GAME

By Browns
Nick Chubb (126) & Kareem Hunt (104) (11/15/20 vs. HOU)

By Opponent
Arian Foster (124) & Ben Tate (115) (11/6/11 at HOU)

TWO RUSHING TOUCHDOWNS

By Browns
Nick Chubb (11/21/24 vs. PIT)

By Opponent
Taysom Hill, (3) (11/17/24 at NO)

THREE RUSHING TOUCHDOWNS

By Browns
Nick Chubb (9/18/22 vs. NYJ)

By Opponent
Taysom Hill (11/17/24 at NO)

FOUR RUSHING TOUCHDOWNS

By Browns
Jamal Lewis (11/4/07 vs. SEA)

By Opponent
Kenyan Drake (12/15/19 at ARI)

SUCCESSFUL ONSIDE KICK

By Browns
October 16, 2016 (at TEN)

By Opponent
September 18, 2022 (vs. NYJ)

OT GAME WON

By Browns
Cleveland 23 vs. Tampa Bay 17 (11/27/22 vs. TB)

By Opponent
Tampa Bay 26 vs. Cleveland 23 (10/21/18)

300 YARDS PASSING

By Browns
Jameis Winston, 497 yards (58-34, 4 TD, 3 INT)(12/2/24 at DEN)

By Opponent
Gardner Minshew II, 305 yards (23-15, 2 TD, 1 INT)(10/22/23 at IND)

BACK-TO-BACK 300-YARD PASSING GAMES

By Browns
Joe Flacco, 311 yards (45-26, 3 TD, 1 INT) (12/10/23 vs. JAX),
Joe Flacco, 374 yards (44-28, 2 TD, 3 INT) (12/17/23 vs. CHI),
Joe Flacco, 368 yards (42-27, 3 TD, 2 INT)(12/24/23 at HOU),
Joe Flacco, 309 yards (29-19, 3 TD, 1 INT)(12/28/23 vs. NYJ).

By Opponent
Matt Ryan, 330 yards (38-52, 2 TD) (11/11/18 vs. ATL),
Patrick Mahomes, 375 yards (23-32, 3 TD, INT) (11/4/18 vs. KC).

400 YARDS PASSING

By Browns
Jameis Winston, 497 yards (58-34, 4 TD, 3 INT)(12/2/24 at DEN)

By Opponent
Joe Burrow, 406 yards (35-47, 3 TD, 1 INT) (10/25/20 at CIN)

200 YARDS PASSING IN A HALF

By Browns
Jameis Winston, 245 yards in first half (12/2/24 at DEN)

By Opponent
Joe Flacco, 208 yards in second half (9/18/22 vs. NYJ)

THREE TOUCHDOWN PASSES

By Browns
Jameis Winston (4) (12/2/24 at DEN)

By Opponent
J. Browning (1/8/24 at CIN)

FOUR TOUCHDOWN PASSES

By Browns
Jameis Winston (4) (12/2/24 at DEN)

By Opponent
Kyler Murray (10/17/21 vs. ARI)

FIVE TOUCHDOWN PASSES

By Browns
Baker Mayfield (10/25/20 at CIN)

By Opponent
Matthew Stafford (11/22/09 at DET)

SIX TOUCHDOWN PASSES

By Browns
None

By Opponent
Carson Palmer (9/16/07 vs. CIN)

THE LAST TIME IN THE REGULAR SEASON

100 YARDS RECEIVING

By Browns

Jerry Jeudy, 235 yards (12/2/24 at DEN)

By Opponent

Quentin Johnston, 118 yards (11/3/24 vs. LAC)

100 YARDS RECEIVING IN A HALF

By Browns

Jerry Jeudy, 138 yards in second half (12/2/24 at DEN)

By Opponent

Mark Andrews, 107 yards in second half (12/12/21 vs. BAL)

TWO 100-YARD RECEIVERS IN SAME GAME

By Browns

Elijah Moore (111) & Jerry Jeudy (235) (12/2/24 at DEN)

By Opponent

Cameron Sutton (102) & Marvin Mims (105) (12/2/24 at DEN)

BACK-TO-BACK 100-YARD RECEIVING GAMES

By Browns

Amari Cooper, 101 yards (9/18/22 vs. NYJ),

Amari Cooper, 101 yards (9/22/22 vs. PIT)

By Opponent

Terry McLaurin, 112 yards (10/7/24 at WAS),

A.J. Brown, 116 yards (10/13/24 at PHI)

200 YARDS RECEIVING

By Browns

Jerry Jeudy, 235 yards (12/2/24 at DEN)

By Opponent

Terrell Owens, 222 yards (10/3/10 vs. CIN)

TWO RECEIVING TOUCHDOWNS

By Browns

David Njoku (12/2/24 at DEN)

By Opponent

Malik Nabers (9/22/24 vs. NYG)

THREE RECEIVING TOUCHDOWNS

By Browns

Jordan Cameron (9/22/13 at MIN)

By Opponent

Martellus Bennett (10/9/16 vs. NE)

500 YARDS TOTAL OFFENSE

By Browns

552 yards (12/2/24 at DEN)

By Opponent

503 yards (10/25/20 at CIN)

TWO SACKS

By Browns

Myles Garrett, 3.0 (11/21/24 vs. PIT)

By Opponent

Cameron Heyward (12/8/24 at PIT)

THREE SACKS

By Browns

Myles Garrett, 3.0 (11/21/24 vs. PIT)

By Opponent

T.J. Watt, 4.0 (1/3/22 at PIT)

FOUR SACKS

By Browns

Myles Garrett, 4.5 (9/26/21 vs. CHI)

By Opponent

T.J. Watt, 4.0 (1/3/22 at PIT)

FOUR FIELD GOALS

By Browns

Dustin Hopkins (11/12/23 at BAL)

By Opponent

Brandon Aubrey (9/8/24 vs. DAL)

FIVE FIELD GOALS

By Browns

Phil Dawson (11/4/12 vs. BAL)

By Opponent

Tyler Bass (6) (11/20/22 at BUF)

SIX FIELD GOALS

By Browns

Phil Dawson (11/5/06 at SD)

By Opponent

Tyler Bass (11/20/22 at BUF)

Cleveland Browns / Week 14 / Through Sunday, December 8, 2024 / Regular Season

Won 3, Lost 10

9/8/2024	L	17 - 33	Dallas Cowboys
9/15/2024	W	18 - 13	at Jacksonville Jaguars
9/22/2024	L	15 - 21	New York Giants
9/29/2024	L	16 - 20	at Las Vegas Raiders
10/6/2024	L	13 - 34	at Washington Commanders
10/13/2024	L	16 - 20	at Philadelphia Eagles
10/20/2024	L	14 - 21	Cincinnati Bengals
10/27/2024	W	29 - 24	Baltimore Ravens
11/3/2024	L	10 - 27	Los Angeles Chargers
11/17/2024	L	14 - 35	at New Orleans Saints
11/21/2024	W	24 - 19	Pittsburgh Steelers
12/2/2024	L	32 - 41	at Denver Broncos
12/8/2024	L	14 - 27	at Pittsburgh Steelers

Total First Downs	238	226
Rushing	72	84
Passing	147	126
Penalty	19	16
3rd Down: Made/Att	52/184	61/170
3rd Down Pct.	28.3%	35.9%
4th Down: Made/Att	23/34	8/13
4th Down Pct.	67.6%	61.5%
Possession Avg.	30:39	29:21
Total Net Yards	4069	4462
Avg. Per Game	313.0	343.2
Total Plays	864	785
Avg. Per Play	4.7	5.7
Net Yards Rushing	1151	1663
Avg. Per Game	88.5	127.9
Total Rushes	299	369
Net Yards Passing	2918	2799
Avg. Per Game	224.5	215.3
Sacked/Yards Lost	53/287	33/206
Gross Yards	3205	3005
Attempts/Completions	512/313	383/234
Completion Pct.	61.1%	61.1%
Had Intercepted	14	4
Punts/Average	69/50.1	61/48.7
Net Punting Avg.	42.2	41.2
Penalties/Yards	96/725	78/648
Fumbles/Ball Lost	14/7	14/7
Touchdowns	26	40
Rushing	6	18
Passing	18	18
Returns	2	4

Score By Periods			Q1	Q2	Q3	Q4	OT	Pts
Team			50	51	43	88	0	232
Opponents			52	124	88	71	0	335
Scoring	TD	Ru	Pa	Rt	PAT	FG	2Pt	Pts
D.Hopkins	0	0	0	0	16/18	16/25	0	64
D.Njoku	5	0	5	0	0/0	0/0	2	34
J.Jeudy	4	0	4	0	0/0	0/0	2	28
N.Chubb	4	3	1	0	0/0	0/0	0	24
C.Tillman	3	0	3	0	0/0	0/0	1	20
A.Cooper	2	0	2	0	0/0	0/0	0	12
R.McLeod	2	0	0	2	0/0	0/0	0	12
J.Akins	1	0	1	0	0/0	0/0	0	6
J.Ford	1	1	0	0	0/0	0/0	0	6
E.Moore	1	0	1	0	0/0	0/0	0	6
D.Watson	1	1	0	0	0/0	0/0	0	6
B.Whiteheart	1	0	1	0	0/0	0/0	0	6
J.Winston	1	1	0	0	0/0	0/0	0	6
A.Wright	0	0	0	0	0/0	0/0	0	2
Team	26	6	18	2	16/18	16/25	5	232
Opponents	40	18	18	4	38/39	19/26	0	335

2-Pt. Conversions: Team 5/8, Opponents: 0/1
Sacks: M.Garrett 11.0, Z.Smith 5.0, O.Okoronkwo 3.0,
D.Tomlinson 3.0, J.Owusu-Koramoah 3.0, J.Hicks 2.0, S.Harris
1.5, Q.Jefferson 1.0, D.Bush 1.0, A.Wright 1.0, W.Reid 0.5,
I.McGuire 0.5, M.Hurst 0.5 **Team: 33.0, Opponents: 53.0**

Rushing		No.	Yds	Avg	Long	TD			
J.Ford		80	367	4.6	36	1			
N.Chubb		93	291	3.1	19	3			
D.Foreman		46	155	3.4	25	0			
D.Watson		31	148	4.8	16	1			
J.Winston		23	85	3.7	13	1			
P.Strong		19	69	3.6	14	0			
D.Thompson-Robinson		3	44	14.7	34	0			
E.Moore		1	1	1.0	1	0			
K.Toney		2	-4	-2.0	3	0			
C.Tillman		1	-5	-5.0	-5	0			
Team		299	1151	3.8	36	6			
Opponents		369	1663	4.5	75t	18			
Receiving		No.	Yds	Avg	Long	TD			
J.Jeudy		59	944	16.0	89t	4			
D.Njoku		56	439	7.8	29	5			
E.Moore		53	481	9.1	44	1			
J.Ford		30	166	5.5	24	0			
C.Tillman		29	339	11.7	38t	3			
A.Cooper		24	250	10.4	24t	2			
J.Akins		24	243	10.1	21	1			
P.Strong		9	86	9.6	21	0			
D.Foreman		5	46	9.2	16	0			
N.Chubb		5	31	6.2	19	1			
M.Woods		4	55	13.8	16	0			
B.Whiteheart		4	42	10.5	29	1			
D.Bell		3	27	9.0	12	0			
J.Thrash		3	22	7.3	11	0			
J.Proche		3	21	7.0	14	0			
G.Swaim		1	7	7.0	7	0			
J.Darden		1	6	6.0	6	0			
K.Toney		0	0	0.0	0	0			
Team		313	3205	10.2	89t	18			
Opponents		234	3005	12.8	93t	18			
Interceptions		No.	Yds	Avg	Long	TD			
D.Ward		2	0	0.0	0	0			
J.Owusu-Koramoah		1	0	0.0	0	0			
G.Newsome		1	-2	-2.0	-2	0			
Team		4	-2	-0.5	0	0			
Opponents		14	295	21.1	71t	2			
Punting		No	Yds	Avg	Net	TB	In	Lg	B
C.Bojorquez		69	3458	50.1	42.2	6	31	84	0
Team		69	3458	50.1	42.2	6	31	84	0
Opponents		61	2969	48.7	41.2	3	20	67	0
Punt Returns		Ret	FC	Yds	Avg	Long	TD		
J.Darden		22	4	234	10.6	28	0		
J.Proche		13	1	119	9.2	17	0		
K.Toney		4	1	44	11.0	19	0		
E.Moore		0	2	0	0.0	0	0		
Team		39	8	397	10.2	28	0		
Opponents		28	15	428	15.3	60t	1		
Kickoff Returns		No.	Yds	Avg	Long	TD			
P.Strong		11	255	23.2	27	0			
J.Ford		7	186	26.6	56	0			
D.Foreman		5	116	23.2	29	0			
J.Darden		4	97	24.3	28	0			
G.Brightwell		2	36	18.0	24	0			
J.Proche		0	0	0.0	0	0			
Team		29	690	23.8	56	0			
Opponents		22	604	27.5	100t	1			
Field Goals		1-19	20-29	30-39	40-49	50+			
D.Hopkins		0/0	1/2	6/7	5/8	4/8			
Team		0/0	1/2	6/7	5/8	4/8			
Opponents		0/0	5/5	4/4	6/9	4/8			

Fumbles Lost: D.Watson 3, J.Winston 2, K.Toney 1, C.Tillman 1
Total: 7
Opponent Fumble Recoveries: R.McLeod 1, M.Garrett 1, D.Ward
1, G.Delpit 1, M.Emerson 1, R.Hickman 1, W.Reid 1 **Total: 7**

Passing	Att	Cmp	Yds	Cmp%	Yds/Att	TD	TD%	Int	Int%	Long	Sack	Lost	Rating
J.Winston	271	165	1975	60.9%	7.3	13	4.8%	9	3.3%	89t	19/	93	85.3
D.Watson	216	137	1148	63.4%	5.3	5	2.3%	3	1.4%	35	33/	191	79.0
D.Thompson-Robinson	25	11	82	44.0%	3.3	0	0.0%	2	8.0%	16	1/	3	19.1
Team	512	313	3205	61.1%	6.3	18	3.5%	14	2.7%	89t	53/	287	79.4

DEFENSIVE STATISTICS

PLAYER	TACKLES			SK	YDS	INTERCEPTIONS			TD	PD	FUMBLES		YDS
	TOTAL	SOLO	ASST			NO	YDS	LG			FF	FR	
Grant Delpit	81	49	32	0	0	0	0	0	0	1	0	0	0
Martin Emerson	66	53	13	0	0	0	0	0	0	5	1	1	0
Devin Bush	61	35	26	1	2	0	0	0	0	1	0	0	0
Jeremiah Owusu-Koramoah	60	38	22	3	14	1	0	0	0	3	1	0	0
Jordan Hicks	53	25	28	2	7	0	0	0	0	3	0	0	0
Mohamoud Diabate	47	22	25	0	0	0	0	0	0	3	0	0	0
Juan Thornhill	35	21	14	0	0	0	0	0	0	1	0	0	0
Shelby Harris	35	16	19	1.5	9	0	0	0	0	2	1	0	0
Myles Garrett	35	29	6	11	77	0	0	0	0	0	3	1	0
Denzel Ward	33	26	7	0	0	2	0	0	0	19	1	1	0
Rodney McLeod	31	24	7	0	0	0	0	0	0	4	0	1	25
Ronnie Hickman	30	23	7	0	0	0	0	0	0	1	0	1	0
Greg Newsome II	27	24	3	0	0	1	0	0	0	5	0	0	0
Za'Darius Smith	23	15	8	5	29	0	0	0	0	0	0	0	0
Isaiah McGuire	22	10	12	0.5	2.5	0	0	0	0	0	2	0	0
Dalvin Tomlinson	21	10	11	3.0	24	0	0	0	0	0	0	0	0
Ogbo Okoronkwo	19	13	6	3	26	0	0	0	0	0	1	0	0
Maurice Hurst	16	9	7	0.5	3	0	0	0	0	0	0	0	0
Cameron Mitchell	11	8	3	0	0	0	0	0	0	0	0	0	0
Winston Reid	10	5	5	0.5	3	0	0	0	0	2	0	1	0
Alex Wright	8	5	3	1	2	0	0	0	0	0	0	0	0
Quinton Jefferson	6	1	5	1	8	0	0	0	0	0	0	0	0
Jowon Briggs	6	1	5	0	0	0	0	0	0	0	0	0	0
Mike Hall	4	2	2	0	0	0	0	0	0	0	0	0	0
D'Anthony Bell	4	3	1	0	0	0	0	0	0	0	0	0	0
Sam Kamara	3	2	1	0	0	0	0	0	0	0	0	0	0
Nathaniel Watson	3	2	1	0	0	0	0	0	0	0	0	0	0
Cameron Thomas	3	1	2	0	0	0	0	0	0	0	0	0	0
Tony Fields	2	1	1	0	0	0	0	0	0	0	0	0	0
Elerson Smith	2	1	1	0	0	0	0	0	0	0	0	0	0
Ty McGill	2	1	1	0	0	0	0	0	0	0	0	0	0
Mike Ford	1	1	0	0	0	0	0	0	0	0	0	0	0
Totals	760	476	284	33	206	4	0	0	0	50	10	6	25

SPECIAL TEAMS STATISTICS

PLAYER	TOTAL	SOLO	ASST	FF	FR	BLK
D'Anthony Bell	12	5	7	0	0	0
Khaleke Hudson	7	5	2	0	0	0
Winston Reid	7	4	3	0	0	0
Tony Brown	5	2	3	1	0	0
Mike Ford	4	3	1	0	0	0
Mohamoud Diabate	3	2	1	0	0	0
Nathaniel Watson	4	2	2	0	0	0
Grant Delpit	3	2	1	0	1	0
Pierre Strong	3	3	0	0	0	0
Sam Kamara	2	1	1	0	0	0
Devin Bush	2	1	1	0	0	0
Isaiah McGuire	2	1	1	0	0	0
Ogbo Okoronkwo	2	1	1	0	0	0
Rodney McLeod	2	2	0	0	0	0
Charley Hughlett	1	1	0	0	0	0
Jeremiah Owusu-Koramoah	1	1	0	0	0	0
Rex Sunahara	1	1	0	0	0	0
Geoff Swaim	1	1	0	0	0	0
Corey Bojorquez	1	1	0	0	0	0
Mike Hall	1	0	1	0	0	0
Cam Mitchell	1	0	1	0	0	0
Myles Garrett	0	0	0	0	0	1
Totals	65	39	26	1	1	1

MISCELLANEOUS STATISTICS

PLAYER	TKL	FF	FR
David Njoku	3	0	0
Elijah Moore	3	0	0
Nick Chubb	2	0	0
Jordan Akins	1	0	1
Jedrick Wills	1	0	0
James Proche	1	0	0
Jameis Winston	1	0	2
Mike Woods	1	0	0
Ethan Pocic	1	0	0
Joel Bitonio	0	0	2
Deshaun Watson	0	0	1
D'Onta Foreman	0	0	1
Totals	14	0	7

DEFENSIVE/SPECIAL TEAMS SCORING STATISTICS

PLAYER	INT	FUM	KOR	PR
Rodney McLeod	0	1	0	0
(blocked-FG return)				
Alex Wright (safety)	0	0	0	0
Totals	0	1	0	0

2024 BROWNS GAME-BY-GAME OFFENSIVE STATISTICS

OPP	1ST DOWNS			DOWN CONV.			RUSHING			PASS			TDs			FGs			PEN		PUNTS									
	T	R	Pass	Pen.	3rd	4th	Net Yds.	Plays	Net	Att.	Avg.	Net	Skd-Yds.	Gross	A	C	TD	INT	R	P	Ret	M	A	No.	Lost	No.	Yds.			
vs. DAL (9/8)	15	5	8	2	2-15-13.3%	4-5-60.0%	230	70	93	19	4.9	137	6-32	169	45	24	2	2	1	1	0	1	1	1	0	11	64	7	51.0	30:54
at JAX (9/15)	18	7	7	3	2-14-14.3%	3-3-100.0%	297	65	125	29	4.3	172	2-14	186	34	22	1	0	1	0	0	3	3	1	0	13	100	5	43.6	34:23
vs. NYG (9/22)	16	7	7	2	4-14-28.6%	1-3-33.3%	217	63	69	18	3.8	148	8-48	196	37	21	2	0	0	2	0	0	1	2	2	5	48	6	51.0	26:04
at LV (9/29)	16	6	9	1	3-10-30.0%	0-1-0.0%	241	57	92	22	4.2	149	3-27	176	32	24	2	1	0	1	1	1	1	1	0	5	38	5	63.2	30:42
at WAS (10/6)	12	4	7	2	1-13-7.7%	2-3-66.7%	212	59	104	23	4.5	108	7-33	141	29	16	1	0	0	1	0	2	2	1	1	9	52	7	51.6	28:42
at PHI (10/13)	14	6	7	1	3-12-25.0%	1-1-100%	244	53	100	25	4.0	144	5-24	168	23	16	1	0	0	0	1	3	4	0	0	7	55	4	55.8	31:27
vs. CIN (10/20)	18	5	12	1	8-19-42.1%	1-2-50.0%	336	77	77	21	3.7	259	4-18	277	52	31	2	2	1	1	0	0	1	1	0	10	80	7	50.7	34:29
vs. BAL (10/27)	22	5	16	1	8-15-53.3%	0-0-0.0%	401	66	80	23	3.5	321	2-13	334	41	27	3	0	0	3	0	3	3	1	1	7	74	3	48.7	31:06
vs. LAC (11/3)	21	6	14	1	6-17-35.3%	2-3-66.7%	292	76	79	24	3.3	213	6-22	235	46	26	1	3	0	1	0	1	2	1	0	4	25	6	53.0	34:09
at NO (11/17)	22	3	17	2	3-13-23.1%	1-3-33.3%	443	70	66	20	3.3	377	3-18	395	47	30	2	0	0	2	0	0	2	0	0	3	14	5	45.6	29:22
vs. PIT (11/21)	17	8	8	1	1-10-10.0%	4-4-100.0%	304	55	85	27	3.1	219	1-1	219	27	18	3	1	3	0	0	1	1	3	2	8	48	3	30.7	24:58
at DEN (12/2)	28	3	24	1	9-19-47.4%	2-2-100.0%	552	84	77	23	3.3	475	3-22	497	58	34	4	3	0	4	0	1	2	0	0	5	46	6	52.0	32:10
at PIT (12/8)	20	7	11	2	2-13-15.4%	3-4-75.0%	300	69	104	25	4.2	196	3-16	212	41	24	2	2	0	2	0	0	2	2	1	9	81	5	45.2	30:00
vs. KC (12/15)																														
at CIN (12/19)																														
vs. MIA (12/29)																														
at GB (TBD)																														

2024 BROWNS GAME-BY-GAME DEFENSIVE STATISTICS

OPP	1ST DOWNS				DOWN CONV.				RUSHING				PASS				TDs				FGs				PEN		PUNTS			
	T	R	Pass	Pen.	3rd	4th	Net Yds.	Plays	Net	Att.	Avg.	Net	Skd-Yds.	Gross	A	C	TD	INT	R	P	Ret	M	A	No.	Lost	No.	Yds.	No.	Avg.	POSS.
vs. DAL (9/8)	15	7	8	0	4-14-28.6%	0-0-0.0%	265	60	102	25	4.1	163	3-16	179	32	19	3	0	1	1	1	4	4	1	0	11	85	6	49.0	29:06
at JAX (9/15)	18	7	9	2	3-9-33.3%	0-0-0.0%	323	55	127	21	6.0	196	4-24	220	30	14	2	0	1	1	0	2	3	1	0	6	52	3	52.0	25:37
vs. NYG (9/22)	21	7	13	1	4-14-28.6%	1-1-100.0%	340	69	112	32	3.5	228	2-8	236	35	24	2	0	1	2	0	0	1	3	2	9	68	7	51.6	33:56
at LV (9/29)	17	8	7	2	4-12-33.3%	0-0-0.0%	268	55	152	29	5.2	116	2-14	130	24	14	2	0	2	0	0	2	2	1	1	6	49	4	58.0	29:18
at WAS (10/6)	19	10	8	1	8-17-47.1%	2-2-100.0%	434	65	215	34	6.3	219	3-17	236	28	15	4	1	3	1	0	2	2	2	1	5	31	4	48.0	31:18
at PHI (10/13)	19	8	11	0	5-14-35.7%	2-2-100.0%	372	62	116	36	3.2	256	1-8	264	25	16	2	0	0	2	0	2	3	1	0	5	40	3	48.7	28:33
vs. CIN (10/20)	12	3	8	1	2-13-15.4%	0-1-0.0%	223	53	59	25	2.4	164	3-17	181	25	15	3	0	0	2	1	0	1	0	0	3	37	8	44.3	25:31
vs. BAL (10/27)	22	5	14	3	2-10-20.0%	0-2-0.0%	387	62	124	21	5.9	263	3-26	289	38	23	3	0	1	2	0	1	2	0	0	7	53	4	52.3	28:54
vs. LAC (11/3)	13	3	10	0	5-14-35.7%	1-1-100.0%	342	56	96	23	4.2	246	6-36	282	27	18	4	0	2	2	0	0	1	0	0	5	35	7	47.1	25:51
at NO (11/17)	19	8	11	0	5-10-50.0%	1-1-100.0%	473	58	214	28	7.6	259	1-7	266	29	22	5	1	3	2	0	0	0	2	1	5	41	3	36.7	30:38
vs. PIT (11/21)	17	5	10	2	7-16-43.8%	1-3-33.3%	368	67	120	34	3.5	248	8-19	270	29	21	2	0	1	1	0	2	3	2	1	6	39	1	15.0	35:02
at DEN (12/2)	19	5	11	3	6-13-46.2%	0-0-0.0%	400	61	106	26	4.1	294	0-0	294	35	18	5	2	2	1	2	2	2	0	0	4	57	5	51.2	27:50
at PIT (12/8)	15	8	6	1	6-14-42.9%	0-0-0.0%	267	62	120	35	3.4	147	1-11	158	26	15	3	0	1	2	0	2	2	1	1	6	61	6	52.3	30:00
vs. KC (12/15)																														
at CIN (12/19)																														
vs. MIA (12/29)																														
at GB (TBD)																														

WEEK 1



COWBOYS 33
BROWNS 17
Sept. 8, 2024
Huntington Bank Field, Cleveland, OH



TEAM	1	2	3	4	F
Dallas	7	13	10	3	33
Cleveland	3	0	7	7	17

SCORING SUMMARY

TEAM Q TIME PLAY

Browns	1	9:23	D. Hopkins 51 yd. Field Goal (6-13, 3:16)
Cowboys	1	6:55	B. Cooks 21 yd. pass from D. Prescott (B. Aubrey kick) (6-70, 2:28)
Cowboys	2	5:15	E. Elliott 3yd. run (B. Aubrey kick) (11-78, 5:56)
Cowboys	2	2:06	B. Aubrey 57yd. Field Goal (5-17, 2:28)
Cowboys	2	0:51	B. Aubrey 40yd. Field Goal (4-1, 0:55)
Cowboys	3	12:59	K. Turpin 60yd. punt return (B. Aubrey kick)
Browns	3	8:42	J. Jeudy 6 yd. pass from D. Watson (D. Hopkins kick) (12-75, 4:17)
Cowboys	3	1:27	B. Aubrey 50yd. Field Goal (6-14, 2:28)
Cowboys	4	11:51	B. Aubrey 46yd. Field Goal (6-10, 2:16)
Browns	4	0:29	J. Ford 2yd. run (D. Hopkins kick) (15-64, 6:53)

TEAM STATISTICS

	DAL	CLE
FIRST DOWNS:	15	15
TIME OF POSSESSION:	29:06	30:54
TOTAL NET YARDS: (RU/PA):	265 (102/163)	230 (93/137)
SACKS/YARDS	6/32	3/16
PUNTS/AVERAGE:	6/49.0	7/51.0
PENALTIES/YARDS:	11/85	11/64
FUMBLES/LOST:	1/0	1/0

INDIVIDUAL STATISTICS

PASSING: DAL: D. Prescott 32-19-179 (1 TD); CLE: D. Watson 45-24-169 (1 TD, 2 INT)
RUSHING: DAL: E. Elliott 10-40 (TD), R. Dowdle 8-26, C. Lamb 3-25, B. Cooks 1-5, D. Vaughn 1-4, D. Prescott 1-3, C. Rush 1-1; CLE: J. Ford 12-44 (TD), D. Watson 5-39, P. Strong 2-10
RECEIVING: DAL: C. Lamb 5-61, B. Cooks 4-40 (TD), J. Ferguson 3-15, H. Luepke 2-18, E. Elliott 2-9, J. Brooks 1-18, J. Tolbert 1-12, R. Dowdle 1-6; CLE: J. Ford 6-25, D. Njoku 4-44, J. Akins 3-27, J. Jeudy 3-27, E. Moore 3-9, P. Strong 2-20, A. Cooper 2-16, C. Tillman 1-3.



WEEK 2



BROWNS 18
JAGUARS 13
Sept. 15, 2024
EverBank Stadium, Jacksonville, FL



TEAM	1	2	3	4	F
Cleveland	7	6	3	2	18
Jacksonville	0	3	7	3	13

SCORING SUMMARY

TEAM Q TIME PLAY

Browns	1	2:29	D. Watson 1 yd. run (D. Hopkins kick) (16-89, 9:14)
Browns	2	9:52	D. Hopkins 53 yd. Field Goal (12-41, 6:35)
Jaguars	2	4:44	C. Little 22 yd. Field Goal (11-66, 5:08)
Browns	2	0:27	D. Hopkins 38 yd. Field Goal (8-52, 4:17)
Browns	3	10:20	D. Hopkins 44 yd. Field Goal (6-23, 2:16)
Jaguars	3	1:11	T. Etienne 4 yd. run (C. Little kick) (3-72, 1:18)
Jaguars	4	7:32	C. Little 25 yd. Field Goal (13-83, 6:42)
Browns	4	1:44	T. Lawrence sacked in end zone by A. Wright for a Safety

TEAM STATISTICS


	CLE	JAX
FIRST DOWNS:	17	18
TIME OF POSSESSION:	34:23	25:37
TOTAL NET YARDS: (RU/PA):	297 (125/172)	323 (127/196)
SACKS/YARDS	4/24	2/14
PUNTS/AVERAGE:	5-43.6	3-52.0
PENALTIES/YARDS:	13-100	6-52
FUMBLES/LOST:	1-0	1-0

INDIVIDUAL STATISTICS


PASSING: CLE: D. Watson 34-22-186; JAX: T. Lawrence 30-14-220
RUSHING: CLE: J. Ford 7-64, D. Foreman 14-42, D. Watson 5-20 (TD), J. Winston 2-4, P. Strong 1--5; JAX: T. Etienne 13-52 (TD), T. Lawrence 2-45, D. Johnson 5-26, D. Duvernay 1-4.
RECEIVING: CLE: E. Moore 6-44, J. Jeudy 5-73, D. Bell 3-27, A. Cooper 3-11, P. Strong 1-10, J. Akins 1-10, D. Foreman 1-9, C. Tillman 1-2, J. Ford 1-0; JAX: B. Strange 3-65, G. Davis 3-43, T. Etienne 3-6, B. Thomas 2-94, L. Farrell 2-13, C. Kirk 1-1.



WEEK 3



GIANTS 21
BROWNS 15
Sept. 22, 2024
Huntington Bank Field, Cleveland, OH



TEAM	1	2	3	4	F
New York	7	14	0	0	21
Cleveland	7	0	7	8	15

SCORING SUMMARY

TEAM	Q	TIME	PLAY
Browns	1	14:49	A.Cooper 24 yd. pass from D.Watson (D.Hopkins kick) (1-24, 0:06)
Giants	1	2:07	D.Singletary 1 yd. run (G.Joseph kick) (13-81, 7:44)
Giants	2	1:44	M.Nabers 3 yd. pass from D.Jones (G.Joseph kick) (14-93, 6:51)
Giants	2	0:11	M.Nabers 5 yd. pass from D.Jones (G.Joseph kick) (4-30, 0:21)
Browns	4	11:33	A.Cooper 6 yd. pass from D.Watson (D.Watson-J.Jeudy pass) (5-49, 2:07)

TEAM STATISTICS


	NYG	CLE
FIRST DOWNS:	21	16
TIME OF POSSESSION:	33:56	26:04
TOTAL NET YARDS: (RU/PA):	340 (112/228)	217(69/148)
SACKS/YARDS	2/8	8/48
PUNTS/AVERAGE:	7/51.6	6/51.0
PENALTIES/YARDS:	9/68	5/48
FUMBLES/LOST:	3/2	2/2

INDIVIDUAL STATISTICS


PASSING: NYG: D. Jones 34-24-236 (2 TD); CLE: D. Watson 37-21-196 (2 TD).
RUSHING: NYG: D.Singletary 16-65 (TD), T.Tracy 5-23, D.Jones 8-20, M.Nabers 2-4, E.Gray 1-0; CLE: J.Ford 10-37, D. Watson 4-26, D.Foreman 2-5, J.Winston 2-1.
RECEIVING: NYG: M.Nabers 8-78 (2 TD), W.Robinson 7-61, D.Singletary 4-43, T.Tracy 2-17, D.Bellinger 1-17, T.Johnson 1-13, D.Slayton 1-7; CLE: A.Cooper 7-86 (2 TD) , J.Akins 4-29, J.Jeudy 4-27, J.Ford 3-33, E.Moore 2-17, C.Tillman 1-4.



WEEK 4



BROWNS 16
RAIDERS 20
Sept. 29, 2024
Allegiant Stadium, Las Vegas, NV



TEAM	1	2	3	4	F
Cleveland	10	0	0	6	16
Las Vegas	0	10	10	0	20

SCORING SUMMARY

TEAM	Q	TIME	PLAY
Browns	1	5:38	B.Whiteheart 1 yd. pass from D.Watson (D.Hopkins kick) (15-70, 9:22)
Browns	1	0:35	D.Hopkins 56 yd. Field Goal (6-17, 3:20)
Raiders	2	9:50	T.Tucker 3 yd. run (D.Carlson kick) (11-70, 5:45)
Raiders	2	2:52	D.Carlson 52 yd. Field Goal (9-45, 5:06)
Raiders	3	11:28	D.Carlson 34 yd. Field Goal (8-55, 3:32)
Raiders	3	5:23	D.Turner 18 yd. run (D.Carlson kick) (6-52, 2:36)
Browns	4	14:50	R.McLeod 25 yd. fumble return (kick failed, wl)

TEAM STATISTICS


	CLE	LV
FIRST DOWNS:	16	17
TIME OF POSSESSION:	30:42	29:18
TOTAL NET YARDS: (RU/PA):	241 (92/149)	268(152/116)
SACKS/YARDS	2/14	3/27
PUNTS/AVERAGE:	5-63.2	4-58.0
PENALTIES/YARDS:	5/38	6/49
FUMBLES/LOST:	1/0	1/1

INDIVIDUAL STATISTICS

PASSING: CLE: D.Watson 32-24-176 (1 TD); LV: G.Minshew 24-14-130.
RUSHING: CLE: J.Ford 10-58, D.Watson 8-32, D.Foreman 4-2; LV: A.Mattison 5-60, Z.White 17-50, D.Turner 1-18 (TD), B.Bowers 1-12, T.McAllister 2-11, T.Tucker 1-3(TD), G.Minshew 2--2.
RECEIVING: CLE: J.Ford 7-27, J.Jeudy 6-72, A.Cooper 4-35, B.Whiteheart 3-13 (TD), E.Moore 1-11, J.Akins 1-10, D.Foreman 1-5, J.Proche 1-3; LV: J.Meyers 5-49, T.Tucker 5-41, H.Bryant 2-21, B.Bowers 2-19.




WEEK 5



BROWNS 13
COMMANDERS 34

Oct. 6, 2024

Northwest Stadium, Landover, MD



TEAM	1	2	3	4	F
Cleveland	0	3	3	7	13
Washington	7	17	10	0	34

SCORING SUMMARY

TEAM Q TIME PLAY

Commanders	1	2:40	B.Robinson 4 yd. run (A.Seibert kick) (6-34, 3:25)
Browns	2	13:08	D.Hopkins 51 yd. Field Goal (6-10, 1:52)
Commanders	2	8:41	A.Seibert 27 yd. Field Goal (8-71, 4:27)
Commanders	2	3:11	B.Robinson 1 yd. run (A.Seibert kick) (10-74, 3:37)
Commanders	2	0:36	D.Brown 41 yd. pass from J.Daniels (A.Seibert kick) (5-62, 0:59)
Browns	3	12:12	D.Hopkins 31 yd. Field Goal (6-17, 2:40)
Commanders	3	7:23	J.McNichols 3 yd. run (A.Seibert kick) (9-80, 4:49)
Commanders	3	2:35	A.Seibert 30 yd. Field Goal (7-38, 3:13)
Browns	4	7:02	J.Akins 10 yd. pass from D.Watson (D.Hopkins kick) (9-54, 4:49)

TEAM STATISTICS

	CLE	WAS
FIRST DOWNS:	12	19
TIME OF POSSESSION:	28:42	31:18
TOTAL NET YARDS: (RU/PA):	212 (104/108)	434(215/219)
SACKS/YARDS	7/33	3/17
PUNTS/AVERAGE:	7-51.6	4-48.0
PENALTIES/YARDS:	9/52	5/31
FUMBLES/LOST:	1/1	2/1

INDIVIDUAL STATISTICS


PASSING: CLE: D. Watson 28-15-125 (1 TD), J. Winston 1-1-16; **WAS:** J. Daniels 25-14-238 (1 TD), M. Mariota 3-1 -2.

RUSHING: CLE: J.Ford 9-47, D.Foreman 9-44, D.Watson 3-14, P.Strong 1-2, J.Winston 1- -3; **WAS:** J.Daniels 11-82, A.Ekeler 6-67, J.McNichols 7-44 (TD), B.Robinson 7-18 (2 TD), M.Mariota 2-2, T.McLaurin 1-2.

RECEIVING: CLE: A.Cooper 4-60, J.Akins 3-22 (TD), E.Moore 4-11, J.Ford 3-2, J.Jeudy 1-16, D.Foreman 1-16, D.Njoku 1-14; **WAS:** T.McLaurin 4-112, L.McCaffrey 3-19, D.Brown 2-57 (TD), A.Ekeler 2-30, Z.Ertz 2-10, O.Zaccheaus 1-10, B.Tremayne 1- -2.




WEEK 6



BROWNS 16
EAGLES 20

Oct. 13, 2024

Lincoln Financial Field, Philadelphia, PA



TEAM	1	2	3	4	F
Cleveland	0	10	0	6	16
Philadelphia	0	10	3	7	20

SCORING SUMMARY

TEAM Q TIME PLAY

Eagles	2	13:02	J.Elliott 49 yd. Field Goal (14-58, 6:48)
Eagles	2	7:17	A.Brown 22 yd. pass from J.Hurts (J.Elliott kick) (10-84, 4:46)
Browns	2	1:58	D.Hopkins 43 yd. Field Goal (10-45, 5:19)
Browns	2	0:14	R.McLeod 50 yd. return of blocked field goal (D.Hopkins kick)
Eagles	3	2:50	J.Elliott 44 yd. Field Goal (7-27, 3:57)
Browns	4	9:49	D.Hopkins 49 yd. Field Goal (12-39, 8:01)
Eagles	4	7:54	D.Smith 45 yd. pass from J.Hurts (J.Elliott kick) (4-70, 1:55)
Browns	4	3:54	D.Hopkins 31 yd. Field Goal (9-57, 4:00)

TEAM STATISTICS

	CLE	PHI
FIRST DOWNS:	14	19
TIME OF POSSESSION:	31:27	28:33
TOTAL NET YARDS: (RU/PA):	244 (100/144)	372(116/256)
SACKS/YARDS	5/24	1/8
PUNTS/AVERAGE:	4/55.8	3/48.7
PENALTIES/YARDS:	7/55	5/40
FUMBLES/LOST:	0/0	1/0

INDIVIDUAL STATISTICS

PASSING: CLE: D. Watson 23-16-168; **PHI:** J. Hurts 25-16-264 (2 TD).

RUSHING: CLE: P. Strong 8-43, D. Foreman 10-31, D. Watson 4-17, J. Ford 2-14, C. Tillman 1- -5; **PHI:** S. Barkley 18-47, J. Hurts 14-33, K. Gainwell 3-23, J. Dotson 1-13.

RECEIVING: CLE: D. Njoku 5-31, A. Cooper 4-42, P. Strong 2-35, D. Foreman 2-16, J. Jeudy 1-35, J. Darden 1-6, E. Moore 1-3; **PHI:** A. Brown 6-116(TD) , G. Calcaterra 4-67, D. Smith 3-64, S. Barkley 2-7, J. Dotson 1-10.



WEEK 7



BENGALS 21
BROWNS 14
Oct. 20, 2024
Huntington Bank Field, Cleveland, OH



TEAM	1	2	3	4	F
Cincinnati	7	0	14	0	21
Cleveland	0	6	0	8	14

SCORING SUMMARY

TEAM Q TIME PLAY

Bengals	1	14:48	C.Jones 100 yd. kickoff return (E.McPherson kick) (0-0, 0:12)
Browns	2	0:56	N.Chubb 1 yd. run (kick failed, wl) (12-78, 4:29)
Bengals	3	7:56	J.Chase 18 yd. pass from J.Burrow (E.McPherson kick) (5-65, 2:53)
Bengals	3	1:30	T.Higgins 25 yd. pass from J.Burrow (E.McPherson kick) (4-50, 1:55)
Browns	4	1:27	D.Njoku 8 yd. pass from J.Winston (J.Winston-C.Tillman pass) (12-60, 2:16)

TEAM STATISTICS

	CIN	CLE
FIRST DOWNS:	12	18
TIME OF POSSESSION:	25:31	34:29
TOTAL NET YARDS: (RU/PA):	223 (59/164)	336(77/259)
SACKS/YARDS	3/17	2/13
PUNTS/AVERAGE:	8-44.3	7-50.7
PENALTIES/YARDS:	3/37	4/35
FUMBLES/LOST:	0/0	1/0

INDIVIDUAL STATISTICS

PASSING: CIN: J. Burrow 25-15-181 (2 TD); CLE: D.Thompson-Robinson 24-11-8, D. Watson 17-15-128, J.Winston 11-5-67 (TD).

RUSHING: CIN: C.Brown 15-44, J.Chase 1-11, Z.Moss 6-7, J.Burrow 3- -3; CLE: D.Thompson-Robinson 3-44, N.Chubb 11-22 (TD), P.Strong 3-6, D.Foreman 2-5, D.Watson 2-0.

RECEIVING: CIN: J.Chase 5-55 (TD), T.Higgins 4-82, Z.Moss 3-33, C.Brown 2-9, M.Gesicki 1-2; CLE: D.Njoku 10-76 (TD) , C.Tillman 8-81,E.Moore 6-41, J.Akins 4-42, J.Jeudy 1-18, N.Chubb 1-10, P.Strong 1-9.



WEEK 8



RAVENS 24
BROWNS 29
Oct. 27, 2024
Huntington Bank Field, Cleveland, OH



TEAM	1	2	3	4	F
Baltimore	0	10	7	7	24
Cleveland	3	3	14	9	29

SCORING SUMMARY

TEAM Q TIME PLAY

Browns	1	0:37	D.Hopkins 28 yd. Field Goal (14-81, 8:08)
Ravens	2	11:51	J.Tucker 49 yd. Field Goal (7-40, 3:46)
Browns	2	3:41	D.Hopkins 33 yd. Field Goal (10-52, 5:39)
Ravens	2	0:27	N.Agholor 11 yd. pass from L.Jackson (J.Tucker kick) (2-25, 0:41)
Browns	3	10:46	D.Njoku 23 yd. pass from J.Winston (D.Hopkins kick) (8-70, 4:14)
Ravens	3	4:42	M.Andrews 7 yd. pass from L.Jackson (J.Tucker kick) (6-62, 2:59)
Browns	3	2:01	C.Tillman 22 yd. pass from J.Winston (D.Hopkins kick) (6-72, 2:41)
Browns	4	4:55	D.Hopkins 48 yd. Field Goal (8-32, 4:11)
Ravens	4	2:36	D.Henry 2 yd. run (J.Tucker kick) (6-91, 2:19)
Browns	4	0:59	C.Tillman 38 yd. pass from J.Winston (pass failed) (9-69, 1:37)

TEAM STATISTICS

	BAL	CLE
FIRST DOWNS:	22	22
TIME OF POSSESSION:	28:54	31:06
TOTAL NET YARDS: (RU/PA):	387 (124/263)	401(80/321)
SACKS/YARDS	3/26	2/13
PUNTS/AVERAGE:	4/52.3	3/48.7
PENALTIES/YARDS:	7/53	7/74
FUMBLES/LOST:	0/0	1/1

INDIVIDUAL STATISTICS


PASSING: BAL: L. Jackson 38-23-289 (2 TD); CLE: J. Winston 41-27-334 (3 TD).

RUSHING: BAL: D. Henry 11-73 (TD), L. Jackson 8-46, J. Hill 2-5; CLE: N. Chubb 16-52, D.Foreman 5-26, J.Winston 2-2.

RECEIVING: BAL: Z. Flowers 7-111, M. Andrews 5-36, I. Likely 4-47, N. Agholor 3-36, R. Bateman 1-28, J. Hill 1-14, C. Kolar 1-9, D. Henry 1-4; CLE: E. Moore 8-85, C. Tillman 7-99 (2 TD), J.Jeudy 5-79, D. Njoku 5-61, G. Swaim 1-7, P. Strong 1-3.




WEEK 9



CHARGERS 27
BROWNS 10
Nov. 3, 2024

Huntington Bank Field, Cleveland, OH



TEAM	1	2	3	4	F
Los Angeles	7	13	0	7	27
Cleveland	0	3	0	7	10

SCORING SUMMARY

TEAM Q TIME PLAY

Chargers	1	6:49	J.Palmer 28 yd. pass from J.Herbert (C.Dicker kick) (6-30, 3:44)
Browns	2	9:30	D.Hopkins 38 yd. Field Goal (10-34, 5:19)
Chargers	2	8:01	Q.Johnston 66 yd. pass from J.Herbert (kick failed, wl) (3-70, 1:29)
Chargers	2	3:30	J.Dobbins 16 yd. run (C.Dicker kick) (5-60, 2:47)
Chargers	4	4:16	J.Dobbins 7 yd. run (C.Dicker kick) (4-46, 2:14)
Browns	4	0:44	C.Tillman 17 yd. pass from J.Winston (D.Hopkins kick) (12-70, 3:32)

TEAM STATISTICS


	LAC	CLE
FIRST DOWNS:	13	21
TIME OF POSSESSION:	25:51	34:09
TOTAL NET YARDS: (RU/PA):	342 (96/246)	292(79/213)
SACKS/YARDS	6/22	6/36
PUNTS/AVERAGE:	7-47.1	6-53.0
PENALTIES/YARDS:	5/35	4/25
FUMBLES/LOST:	0/0	1/0

INDIVIDUAL STATISTICS

PASSING: LAC: J. Herbert 27-18-282 (2 TD); CLE: J. Winston 46-26-235 (1 TD).
RUSHING: LAC: J. Dobbins 14-85 (2 TD), K. Vidal 5-7, J. Herbert 3-2, Q. Johnston 1-2; CLE: N. Chubb 15-39, J. Winston 5-27, P. Strong 2-8, J.Ford 2-5.
RECEIVING: LAC: L. McConkey 5-64, Q. Johnston 4-118 (TD), J. Palmer 2-63 (TD), J. Dobbins 2-20, W. Dissly 2-9, H. Hurst 1-6, E. Tomlinson 1-2; CLE: J. Jeudy 7-73, C. Tillman 6-75, D. Njoku 5-29, J. Akins 3-32, E. Moore 3-28, J. Ford 1-2, N. Chubb 1- -4.




WEEK 11



BROWNS 14
SAINTS 35
Nov. 17, 2024

Caesars Superdome, New Orleans, LA



TEAM	1	2	3	4	F
Cleveland	6	0	8	0	14
New Orleans	7	7	0	21	35

SCORING SUMMARY

TEAM Q TIME PLAY

Saints	1	9:54	T.Hill 10 yd. run (B.Grupe kick) (6-49, 2:34)
Browns	1	1:52	J.Jeudy 89 yd. pass from J.Winston (pass failed) (1-89, 0:15)
Saints	2	12:40	M.Valdes-Scantling 71 yd. pass from D.Carr (B.Grupe kick) (3-80, 1:34)
Browns	3	8:49	E.Moore 30 yd. pass from J.Winston (J.Winston-D.Njoku pass) (8-92, 4:12)
Saints	4	13:22	T.Hill 33 yd. run (B.Grupe kick) (9-77, 4:56)
Saints	4	6:04	J.Johnson 1 yd. pass from D.Carr (B.Grupe kick) (6-35, 2:56)
Saints	4	2:26	T.Hill 75 yd. run (B.Grupe kick) (2-78, 0:17)

TEAM STATISTICS

	CLE	NO
FIRST DOWNS:	22	19
TIME OF POSSESSION:	29:22	30:38
TOTAL NET YARDS: (RU/PA):	443 (66/377)	473 (214/259)
SACKS/YARDS	3/18	1/7
PUNTS/AVERAGE:	5/45.6	3/36.7
PENALTIES/YARDS:	3/14	5/41
FUMBLES/LOST:	0/0	2/1

INDIVIDUAL STATISTICS

PASSING: CLE: J. Winston 46-30-395, D. Thompson-Robinson 1-0-0; NO: D. Carr 27-21-248 (2 TD), T. Hill 2-1-18.
RUSHING: CLE: N. Chubb 11-50, J. Ford 5-10, J. Winston 1-8, P. Strong 2-5, K. Toney 1- -7; NO: T. Hill 7-138 (3 TD), A. Kamara 16-67, D. Carr 1-8, J. Mims 2-3, J. Haener 2- -2.
RECEIVING: CLE: D. Njoku 9-81, J. Jeudy 6-142, E. Moore 6-66, J. Ford 4-29, C. Tillman 3-47, J. Akins 1-19, J. Thrash 1-11; NO: T. Hill 8-50, A. Kamara 4-22, F. Moreau 3-50, J. Johnson 3-30, M. Valdes-Scantling 2-87, K. Austin 1-18, D. Pettis 1-9.



WEEK 12



STEELERS 19
BROWNS 24
Nov. 21, 2024
Huntington Bank Field, Cleveland, OH



TEAM	1	2	3	4	F
Pittsburgh	0	3	3	13	19
Cleveland	0	10	0	14	24

SCORING SUMMARY

TEAM	Q	TIME	PLAY
Steelers	2	10:53	C.Boswell 48 yd. Field Goal (10-59, 6:08)
Browns	2	4:00	N.Chubb 2 yd. run (D.Hopkins kick) (12-80, 6:53)
Browns	2	0:40	D.Hopkins 34 yd. Field Goal (6-15, 2:31)
Steelers	3	1:56	C.Boswell 28 yd. Field Goal (13-71, 7:13)
Browns	4	12:16	J.Winston 2 yd. run (J.Winston-D.Njoku pass) (10-65, 4:40)
Steelers	4	7:57	J.Warren 3 yd. run (C.Boswell kick) (7-69, 4:19)
Steelers	4	6:15	C.Austin 23 yd. pass from R.Wilson (pass failed) (3-27, 0:50)
Browns	4	0:57	N.Chubb 2 yd. run (pass failed)

TEAM STATISTICS

	PIT	CLE
FIRST DOWNS:	17	17
TIME OF POSSESSION:	35:02	24:58
TOTAL NET YARDS: (RU/PA):	368 (120/248)	304 (85/219)
SACKS/YARDS	4/22	1/0
PUNTS/AVERAGE:	1/15.0	3/30.7
PENALTIES/YARDS:	6/39	8/48
FUMBLES/LOST:	2/1	3/2

INDIVIDUAL STATISTICS

PASSING: PIT: R. Wilson 28-21-270 (1 TD); CLE: J. Winston 27-18-219.
RUSHING: PIT: J. Warren 11-45 (1 TD), N. Harris 16-41, J. Fields 3-26, R. Wilson 3-10, C. Patterson 1- -2; CLE: N. Chubb 20-59 (2 TD), J. Ford 4-19, J. Winston, 3-7 (1 TD).
RECEIVING: PIT: P. Freiemuth 4-59, G. Pickens 4-48, C. Austin 3-78 (1 TD), J. Warren 3-19, D. Washington 3-14, V. Jefferson 2-39, N. Harris 2-13; CLE: J. Jeudy 6-85, J. Akins 3-38, E. Moore 3-21, C. Tillman 2-28, B. Whiteheart 1-29, D. Njoku 1-9, J. Ford 1-8, N. Chubb 1-1.



WEEK 13



BROWNS 32
BRONCOS 41
Dec. 2, 2024
Empower Field at Mile High, Denver, CO



TEAM	1	2	3	4	F
Cleveland	7	10	8	7	32
Denver	7	14	10	10	41

SCORING SUMMARY

TEAM	Q	TIME	PLAY
Broncos	1	4:13	J.Williams 2 yd. run (W.Lutz kick) (12-63, 6:03)
Browns	1	1:09	D.Njoku 8 yd. pass from J.Winston (D.Hopkins kick) (5-70, 3:04)
Browns	2	8:49	D.Hopkins 45 yd. Field Goal (9-42, 3:43)
Broncos	2	4:03	M.Burton 1 yd. run (W.Lutz kick) (6-67, 3:04)
Broncos	2	1:38	N.Bonitto 71 yd. interception return (W.Lutz kick) 10 21
Browns	2	0:13	D.Njoku 4 yd. pass from J.Winston (D.Hopkins kick) (11-70, 1:25)
Broncos	3	10:01	M.Mims 93 yd. pass from B.Nix (W.Lutz kick) (3-92, 0:33)
Browns	3	9:50	J.Jeudy 70 yd. pass from J.Winston (J.Winston-J.Jeudy pass) (1-70, 0:11)
Broncos	3	1:52	W.Lutz 36 yd. Field Goal (10-78, 4:06)
Browns	4	8:57	N.Chubb 5 yd. pass from J.Winston (D.Hopkins kick) (9-72, 3:34)
Broncos	4	2:54	W.Lutz 27 yd. Field Goal (11-61, 6:03)
Broncos	4	1:48	J.McMillian 44 yd. interception return (W.Lutz kick)

TEAM STATISTICS


	CLE	DEN
FIRST DOWNS:	28	19
TIME OF POSSESSION:	32:10	27:50
TOTAL NET YARDS: (RU/PA):	552 (77/475)	400 (106/294)
SACKS/YARDS	2/8	8/48
PUNTS/AVERAGE:	6/52.0	5/51.2
PENALTIES/YARDS:	5/46	4/57
FUMBLES/LOST:	0/0	0/0

INDIVIDUAL STATISTICS


PASSING: CLE: J. Winston 58-34-497 (4 TD); DEN: B. Nix 35-18-294 (1 TD).
RUSHING: CLE: J. Ford 9-41, N. Chubb 9-21, J. Winston 3-11, K. Toney 1-3, E. Moore 1-1; DEN: J. McLaughlin 14-84, A. Estime 3-12, B. Nix 3-4, M. Mims 1-4, J. Williams 4-1 (1 TD), M. Burton 1-1 (1 TD).
RECEIVING: CLE: J. Jeudy 9-235 (1 TD), D. Njoku 9-52 (2 TD), E. Moore 8-111, M. Woods 3-43, N. Chubb 2-24 (1 TD), J. Thrash 2-11, J. Ford 1-21; DEN: C. Sutton 6-102, M. Mims 3-105 (1 TD), L.



WEEK 14



BROWNS 14
STEELERS 27
Dec. 8, 2024
Acrisure Stadium, Pittsburgh, PA



TEAM	1	2	3	4	F
Cleveland	7	7	7	14	14
Pittsburgh	3	13	27	27	27

SCORING SUMMARY


TEAM	Q	TIME	PLAY
Steelers	1	9:32	C.Boswell 30 yd. Field Goal (5-24, 2:30)
Browns	1	5:50	J.Jeudy 35 yd. pass from J.Winston (D.Hopkins kick) (7-70, 3:42)
Steelers	2	11:00	N.Harris 1 yd. run (C.Boswell kick) (5-31, 2:18)
Steelers	2	4:21	C.Boswell 54 yd. Field Goal (11-45, 5:39)
Steelers	3	8:37	V.Jefferson 10 yd. pass from R.Wilson (C.Boswell kick) (8-67, 4:03)
Steelers	3	3:51	P.Freiermuth 20 yd. pass from R.Wilson (C.Boswell kick) (5-46, 1:55)
Browns	4	7:19	D.Njoku 15 yd. pass from J.Winston (D.Hopkins kick) (14-79, 5:47)

TEAM STATISTICS

	CLE	PIT
FIRST DOWNS:	20	15
TIME OF POSSESSION:	30:00	30:00
TOTAL NET YARDS: (RU/PA):	300 (104/196)	267(120/147)
SACKS/YARDS	3/16	1/11
PUNTS/AVERAGE:	5/45.2	6/52.3
PENALTIES/YARDS:	9/81	6/61
FUMBLES/LOST:	2/1	1/1

INDIVIDUAL STATISTICS

PASSING: CLE: J. Winston 41-24-212 (2 TD); PIT: R. Wilson 26-15-158 (2 TD).
RUSHING: CLE: N. Chubb 11-48, J. Ford 10-28, J. Winston 4-28; PIT: N. Harris 16-53 (1 TD), J. Warren 9-47, R. Wilson 6-17, C. Patterson 4-3.
RECEIVING: CLE: D. Njoku 7-42 (1 TD), J. Jeudy 5-64 (1 TD), E. Moore 3-34, J. Ford 3-19, J. Proche 2-18, P. Strong 2-9, J. Akins 1-14, M. Woods 1-12; PIT: P. Freiermuth 3-48 (1 TD), S. Miller 3-38, M. Williams 3-36, J. Warren 2-25, V. Jefferson 1-10 (1 TD), C. Austin 1-4, M. Pruitt 1 - -1, C. Patterson 1 - -2.



2024 BROWNS W-L RECORD BREAKDOWN

	2024 SEASON				2023 SEASON			
	OVERALL	VS. AFCN	HOME	ROAD	OVERALL	VS. AFCN	HOME	ROAD
Overall	3-10	2-2	2-4	1-6	11-6	3-3	8-1	3-5
On grass	3-9	2-2	2-4	1-6	9-3	3-2	8-1	1-2
On artificial surfaces	0-1	0-0	0-0	0-1	2-3	0-1	0-0	2-3
When scoring first	2-3	1-0	1-2	1-1	8-1	2-0	7-0	2-1
When opponent scores first	1-7	1-2	1-2	0-5	3-5	1-3	2-1	1-4
In overtime	0-0	0-0	0-0	0-0	0-0	0-0	0-0	0-0
When leading after first quarter	1-1	1-0	1-0	1-1	6-0	2-0	5-0	1-0
When leading at halftime	2-0	1-0	1-0	1-0	8-0	2-0	6-0	2-0
When leading after third quarter	3-0	2-0	2-0	1-0	7-2	2-1	7-0	1-2
When trailing after first quarter	0-5	0-2	0-3	0-3	3-6	1-3	1-1	2-5
When trailing at halftime	1-7	1-2	1-4	0-4	3-6	1-3	1-1	1-5
When trailing after third quarter	0-8	0-2	0-4	0-5	3-4	1-2	0-1	2-3
When tied at halftime	0-2	0-0	0-0	0-2	1-0	0-0	1-0	0-0
On Sunday	2-9	1-2	1-4	1-5	10-3	3-2	8-1	2-4
On Monday	0-1	0-0	0-0	0-1	0-1	0-1	0-0	0-1
On Thursday	1-0	1-0	1-0	0-0	1-0	0-0	1-0	0-0
On Saturday	0-0	0-0	0-0	0-0	0-0	0-0	0-0	0-0
Day games (before 5 p.m.)	2-9	1-2	1-4	1-5	10-5	2-2	8-1	1-4
Night games (after 5 p.m.)	1-1	1-0	1-0	0-1	1-1	0-1	1-0	0-1
When CLE had 100-yard rusher	0-0	0-0	0-0	0-0	2-1	2-1	1-0	1-1
When CLE had 100-yard receiver	0-2	0-0	0-0	0-2	6-0	0-0	5-0	1-0
When CLE had 300-yard passer	1-2	0-0	1-0	0-2	4-0	0-0	4-0	0-0
When OPP had 100-yard rusher	0-1	0-0	0-0	0-1	1-1	1-1	1-0	0-1
When OPP had 100-yard receiver	1-4	1-0	1-1	0-3	1-2	0-1	1-0	1-2
When OPP had 300-yard passer	0-0	0-0	0-0	0-0	1-0	0-0	0-0	0-0

2024 REPLAYS AND CHALLENGES

{2024 BROWNS CHALLENGES}

BROWNS CHALLENGES (0/1)

DATE	OPP.	TIME	INITIAL CALL	DECISION
12/9	PIT	Q4 5:52	Cleveland challenged the pass completion ruling	Ruling stands

OPPONENT CHALLENGES (2/2)

DATE	OPP.	TIME	INITIAL CALL	DECISION
10/14	PHI	Q1 5:26	Philadelphia challenged the passer was not down by contact ruling	Reversed
12/9	PIT	Q4 11:48	Pittsburgh challenged the runner was not down by contact ruling	Reversed

2024 STARTING LINEUPS AND INACTIVES

OFFENSIVE GAME-BY-GAME STARTERS

GAME	OPP.	WR	LT	LG	C	RG	RT	TE	WR	WR	QB	RB
9/8	DAL	J. Jeudy	J. Hudson	J. Bitonio	E. Pocic	W. Teller	D. Jones	D. Njoku	A. Cooper	E. Moore	D. Watson	J. Ford
9/15	at JAX	A. Cooper	J. Hudson	J. Bitonio	E. Pocic	W. Teller	D. Jones	Z. Zinter (T)	N. Harris (FB)	E. Moore	D. Watson	D. Foreman
9/22	NYG	A. Cooper	J. Wills	J. Bitonio	E. Pocic	W. Teller	D. Jones	J. Akins	C. Tillman	J. Jeudy	D. Watson	J. Ford
9/29	at LV	J. Jeudy	J. Hudson	J. Bitonio	E. Pocic	Z. Zinter	D. Jones	J. Akins	A. Cooper	E. Moore	D. Watson	J. Ford
10/6	at WAS	A. Cooper	J. Wills	J. Bitonio	E. Pocic	Z. Zinter	D. Jones	D. Njoku	J. Jeudy	E. Moore	D. Watson	D. Foreman
10/13	at PHI	A. Cooper	J. Wills	J. Bitonio	N. Harris	M. Dunn	J. Conklin	D. Njoku	E. Moore	J. Jeudy	D. Watson	J. Ford
10/20	CIN	J. Garden	J. Wills	J. Bitonio	E. Pocic	M. Dunn	J. Conklin	D. Njoku	C. Tillman	J. Jeudy	D. Watson	N. Chubb
10/27	BAL	C. Tillman	D. Jones	J. Bitonio	E. Pocic	W. Teller	J. Conklin	D. Njoku	G. Swaim (TE)	J. Jeudy	J. Winston	N. Chubb
11/3	LAC	C. Tillman	D. Jones	J. Bitonio	E. Pocic	W. Teller	J. Conklin	D. Njoku	E. Moore	J. Jeudy	J. Winston	N. Chubb
11/17	NO	C. Tillman	D. Jones	J. Bitonio	E. Pocic	W. Teller	J. Conklin	D. Njoku	G. Swaim (TE)	J. Jeudy	J. Winston	N. Chubb
11/21	PIT	C. Tillman	G. Ifedi	J. Bitonio	E. Pocic	W. Teller	J. Conklin	D. Njoku	E. Moore	J. Jeudy	J. Winston	N. Chubb
12/2	at DEN	J. Jeudy	G. Ifedi	J. Bitonio	E. Pocic	W. Teller	J. Conklin	D. Njoku	J. Akins (TE)	E. Moore	J. Winston	N. Chubb
12/8	at PIT	J. Jeudy	G. Ifedi	J. Bitonio	E. Pocic	W. Teller	J. Conklin	D. Njoku	B. Whiteheart (TE)	E. Moore	J. Winston	N. Chubb
12/15	KC											
12/19	at CIN											
12/29	MIA											
TBD	at BAL											

DEFENSIVE GAME-BY-GAME STARTERS

GAME	OPP.	DE	DT	DT	DE	LB	LB	CB	CB	CB	S	S
9/8	DAL	M. Garrett	D. Tomlinson	M. Hurst	Z. Smith	J. Hicks	J. Owusu-Koramoah	D. Ward	G. Newsome	M. Emerson	G. Delpit	J. Thornhill
9/15	at JAX	M. Garrett	D. Tomlinson	S. Harris	Z. Smith	J. Hicks	J. Owusu-Koramoah	D. Ward	G. Newsome	M. Emerson	G. Delpit	R. Hickman
9/22	NYG	M. Garrett	D. Tomlinson	S. Harris	Z. Smith	J. Hicks	J. Owusu-Koramoah	D. Ward	D. Bush (LB)	M. Emerson	G. Delpit	R. Hickman
9/29	at LV	M. Garrett	D. Tomlinson	S. Harris	Z. Smith	J. Hicks	J. Owusu-Koramoah	D. Ward	G. Newsome	R. McLeod (S)	G. Delpit	R. Hickman
10/6	at WAS	M. Garrett	D. Tomlinson	S. Harris	Z. Smith	D. Bush	J. Owusu-Koramoah	D. Ward	G. Newsome	M. Emerson	G. Delpit	R. Hickman
10/13	at PHI	M. Garrett	D. Tomlinson	S. Harris	Z. Smith	M. Diabate	J. Owusu-Koramoah	D. Ward	M. Hurst (DT)	M. Emerson	R. McLeod	D. Bell
10/20	CIN	M. Garrett	D. Tomlinson	S. Harris	Z. Smith	J. Hicks	J. Owusu-Koramoah	D. Ward	D. Bush (LB)	M. Emerson	G. Delpit	J. Thornhill
10/27	BAL	M. Garrett	D. Tomlinson	S. Harris	Z. Smith	D. Bush	J. Owusu-Koramoah	D. Ward	N. Watson (LB)	M. Diabate (LB)	G. Delpit	J. Thornhill
11/3	LAC	M. Garrett	D. Tomlinson	S. Harris	Z. Smith	D. Bush	M. Diabate	D. Ward	W. Reid (LB)	M. Emerson	G. Delpit	J. Thornhill
11/17	NO	M. Garrett	D. Tomlinson	S. Harris	O. Okoronkwo	D. Bush	M. Diabate	D. Ward	J. Hicks (LB)	M. Emerson	G. Delpit	J. Thornhill
11/21	PIT	M. Garrett	D. Tomlinson	S. Harris	O. Okoronkwo	D. Bush	M. Diabate	D. Ward	J. Hicks (LB)	M. Emerson	G. Delpit	J. Thornhill
12/2	at DEN	M. Garrett	D. Tomlinson	S. Harris	O. Okoronkwo	D. Bush	M. Diabate	D. Ward	J. Hicks (LB)	M. Emerson	G. Delpit	R. Hickman
12/8	at PIT	M. Garrett	D. Tomlinson	S. Harris	O. Okoronkwo	J. Hicks	M. Diabate	D. Ward	D. Bush (ILB)	M. Emerson	G. Delpit	J. Thornhill
12/15	KC											
12/19	at CIN											
12/29	MIA											
TBD	at BAL											

GAME-BY-GAME INACTIVES

GAME	OPP.										
9/8	DAL	QB D.Thompson-Robinson	CB K.Hailassie	CB M.Harden	DE I.McGuire	G J.Cohen	T J.Wills	T J.Conklin	T J.Wills	T J.Conklin	
9/15	at JAX	QB D.Thompson-Robinson	CB K.Hailassie	G J.Cohen	T J.Wills	T J.Conklin	WR J.Thrash	TE D.Njoku			
9/22	NYG	QB D.Thompson-Robinson	RB P.Strong	CB K.Hailassie	G J.Cohen	T J.Conklin	WR J.Thrash	TE D.Njoku			
9/29	at LV	QB D.Thompson-Robinson	RB P.Strong	CB K.Hailassie	T J.Wills	T J.Conklin	WR J.Thrash	TE D.Njoku			
10/6	at WAS	QB D.Thompson-Robinson	CB K.Hailassie	LB J.Hicks	T J.Hudson	G J.Cohen	T J.Conklin	WR J.Thrash			
10/13	at PHI	QB D.Thompson-Robinson	S G.Delpit	S R.Hickman	C E.Pocic	LB J.Hicks	DT Q.Jefferson	WR J.Thrash			
10/20	CIN	CB K.Hailassie	S R.Hickman	RB J.Ford	LB N.Watson	DT Q.Jefferson					
10/27	BAL	QB B.Zappe	S R.Hickman	RB J.Ford	LB J.Hicks	T J.Wills	DT Q.Jefferson				
11/3	LAC	QB B.Zappe	RB D.Foreman	LB J.Hicks	G G.Ifedi	DT Q.Jefferson					
11/17	NO	QB B.Zappe	WR J.Darden	RB D.Foreman	DB C.Anusiem	T J.Wills					
11/21	PIT	QB B.Zappe	RB D. Foreman	DB C. Anusiem	T J. Wills	TE G. Swaim					
12/2	at DEN	S J.Thornhill	WR C.Tillman	RB D.Foreman	DB C.Anusiem	T J.Wills	DE S.Kamara	DE J.Houston			
12/8	at PIT	QB B.Zappe	WR C.Tillman	RB D.Foreman	DB C.Anusiem	WR J.Thrash	DE S.Kamara	DE J.Houston			
12/15	KC										
12/19	at CIN										
12/29	MIA										
TBD	at BAL										

2024 DEFENSIVE GAME-BY-GAME STATS

INTERCEPTIONS						
GAME	OPP.	NO.	YARDS	LG	TD	PLAYERS
9/8	DAL	0	0	0	0	N/A
9/15	JAX	0	0	0	0	N/A
9/22	NYG	0	0	0	0	N/A
9/29	at LV	1	0	0	0	J. Owusu-Koramoah
10/6	at WAS	0	0	0	0	N/A
10/13	at PHI	0	0	0	0	N/A
10/20	CIN	0	0	0	0	N/A
10/27	BAL	0	0	0	0	N/A
11/3	LAC	0	0	0	0	N/A
11/17	NO	1	0	0	0	D. Ward
11/21	PIT	0	0	0	0	N/A
12/2	at DEN	2	-2	-2	0	D. Ward, G. Newsome
12/8	at PIT	0	0	0	0	N/A
12/15	KC					
12/19	at CIN					
12/29	MIA					
TBD	at BAL					
TOTALS		4	-2	-2	0	

FUMBLES						
FUMBLES FORCED				FUMBLES RECOVERED		
GAME	OPP.	NO.	PLAYERS	NO.	PLAYERS	
9/8	DAL	1	M. Garrett	0	N/A	
9/15	JAX	1	M. Garrett	0	N/A	
9/22	NYG	2	T. Brown, S. Harris	2	G. Delpit, R. Hickman	
9/29	at LV	1	I. McGuire	2	R. McLeod (TD), D. Watson	
10/6	at WAS	2	M. Emerson, J. Owusus-Koramoah	1	M. Emerson	
10/13	at PHI	0	N/A	0	N/A	
10/20	CIN	0	N/A	0	N/A	
10/27	BAL	0	N/A	0	N/A	
11/3	LAC	0	N/A	0	N/A	
11/17	NO	2	D. Ward, O. Okoronkwo	1	D. Ward	
11/21	PIT	1	M. Garrett	1	W. Reid	
12/2	at DEN	0	N/A	0	N/A	
12/8	at PIT	1	I. McGuire	1	M. Garrett	
12/15	KC					
12/19	at CIN					
12/29	MIA					
TBD	at BAL					
TOTAL		11		8		

QUARTERBACK SACKS				
GAME	OPP.	NO.	YARDS	PLAYERS
9/8	DAL	3	16	M. Garrett (1), D. Tomlinson (1), Z. Smith (1)
9/15	JAX	4	24	J. Hicks (1), M. Garrett (1), A. Wright (1), Q. Jefferson (1)
9/22	NYG	2	8	Z. Smith (1), O. Okoronkwo (1)
9/29	at LV	2	14	M. Garrett (2)
10/6	at WAS	3	17	W. Reid (.5), D. Tomlinson (.5), J. Owusu-Koramoah (1), Z. Smith (1)
10/13	at PHI	1	8	J. Owusus-Koramoah (1)
10/20	CIN	3	17	I. McGuire (.5), Z. Smith (1), S. Harris (1), M. Hurst (.5)
10/27	BAL	3	26	J. Owusu-Koramoah (1), Z. Smith (1), O. Okoronkwo (1)
11/3	LAC	6	36	S. Harris (.5), D. Bush (1), D. Tomlinson (1.5), M. Garrett (3)
11/17	NO	1	7	O. Okoronkwo (1)
11/21	PIT	4	22	J. Hicks (1), M. Garrett (3)
12/2	at DEN	0	0	N/A
12/8	at PIT	1	11	M. Garrett (1)
12/15	KC			
12/19	at CIN			
12/29	MIA			
TBD	at BAL			
TOTAL		33	206	

2024 CLEVELAND BROWNS INDIVIDUAL BESTS

BROWNS

LONGEST RUN FROM SCRIMMAGE:	36, J. Ford, at JAX (9/15)
LONGEST TOUCHDOWN RUN:	9, D. Watson, at JAX (9/15)
LONGEST PASS COMPLETION:	89, J. Jeudy, at NO (11/17)
LONGEST TOUCHDOWN PASS:	89, J. Jeudy, at NO (11/17)
LONGEST PUNT RETURN:	28, J. Darden, vs. DAL (9/8)
LONGEST KICKOFF RETURN:	29, D. Foreman, at LV (9/29), 29, D. Foreman, at WAS (10/6)
MOST INTERCEPTIONS:	1, J. Owusu-Koramoah, at WAS (10/6), 1, D. Ward, at NO (11/17), 1, D. Ward at DEN (12/2), 1, G. Newsome at DEN (12/2)
LONGEST INTERCEPTION RETURN:	
LONGEST PUNT:	84, C. Bojorquez, at LV (9/29)
LONGEST FIELD GOAL:	56, D. Hopkins, at LV (9/29)
MOST RUSHING ATTEMPTS:	20, N. Chubb, vs. PIT (11/21)
MOST RUSHING YARDS:	64, J. Ford, at JAX (9/15)
MOST PASS ATTEMPTS:	58, J. Winston, at DEN (12/2)
MOST PASS COMPLETIONS:	34, J. Winston, at DEN (12/2)
MOST YARDS PASSING:	497, J. Winston, at DEN (12/2)
MOST RECEPTIONS:	10, D. Njoku, vs. CIN (10/20)
MOST YARDS RECEIVING:	235, J. Jeudy, at DEN (12/2)
MOST INTERCEPTIONS THROWN:	3, J. Winston, vs. LAC (11/3), 3, J. Winston, at DEN (12/2)
MOST RUSHING TOUCHDOWNS:	2, N. Chubb vs. PIT (11/21)
MOST TOUCHDOWN PASSES:	4, J. Winston, at DEN (12/2)
MOST TOUCHDOWN RECEPTIONS:	2, A. Cooper, vs. NYG (9/22), 2, C. Tillman, vs. BAL (10/27), 2, D. Njoku at DEN (12/2)
MOST QB SACKS:	3, M. Garrett, vs. LAC (11/3), 3, M. Garrett, vs. PIT (11/21)

OPPONENTS

LONGEST RUN FROM SCRIMMAGE:	75, T. Hill, at NO (11/17)
LONGEST TOUCHDOWN RUN:	75, T. Hill, at NO (11/17)
LONGEST PASS COMPLETION:	93, M. Mims, at DEN (12/2)
LONGEST TOUCHDOWN PASS:	93, M. Mims, at DEN (12/2)
LONGEST PUNT RETURN:	60, K. Turpin, vs. DAL (9/8)
LONGEST KICKOFF RETURN:	100, C. Jones, vs. CIN (9/8)
MOST INTERCEPTIONS:	1, E. Kendricks, vs. DAL (9/8), T. Diggs, vs. DAL (9/8), 1, T. Moehrig, at LV (9/29), 1, A. Gilman, vs. LAC (11/3), 1, T. Still, vs. LAC (11/3), 1, E. Molden, vs. LAC (11/3), 1, D. Jackson, vs. PIT (11/21), 1, N. Bonitto at DEN (12/2), 1, C. Barton at DEN (12/2), 1, J. McMillian, at DEN (12/2), 1, J. Pierre, at PIT (12/8), 1, K. Benton, at PIT (12/8)
LONGEST INTERCEPTION RETURN:	71, N. Bonitto, at DEN (12/2)
LONGEST PUNT:	67, J. Gillan, vs. NYG (9/22), 67, A. Cole, at LV (9/29)
LONGEST FIELD GOAL:	57, B. Aubrey, vs. DAL (9/8)
MOST RUSHING ATTEMPTS:	18, S. Barkley, at PHI (10/13)
MOST RUSHING YARDS:	138, T. Hill, at NO (11/17)
MOST PASS ATTEMPTS:	38, L. Jackson, vs. BAL (10/27)
MOST PASS COMPLETIONS:	24, D. Jones, vs. NYG (9/22)
MOST YARDS PASSING:	294, B. Nix, at DEN (12/2)
MOST RECEPTIONS:	8, M. Nabers, vs. NYG (9/22), 8, T. Hill, at NO (11/17)
MOST YARDS RECEIVING:	118, Q. Johnston, vs. LAC (11/3)
MOST INTERCEPTIONS THROWN:	2, B. Nix, at DEN (12/2)
MOST RUSHING TOUCHDOWNS:	3, T. Hill, at NO (11/17)
MOST TOUCHDOWN PASSES:	2, D. Prescott, vs. DAL (9/8), 2, D. Jones, vs. NYG (9/22), 2, J. Hurts, vs. PHI (10/13), 2, J. Burrow, vs. CIN (10/20), 2, L. Jackson, vs. BAL (10/27), 2, J. Herbert, vs. LAC (11/3), 2, D. Carr, at NO (11/17), 2, R. Wison, at PIT (12/8)
MOST TOUCHDOWN RECEPTIONS:	2, M. Nabers, vs. NYG (9/22)
MOST QB SACKS:	2.5, F. Luvu, at WAS (10/6), 2.5 T. Tuipulotu, vs. LAC (11/3)

2024 BROWNS TEAM SCORING

GAME	OPP.	BROWNS						OPPONENTS					
		1ST	2ND	3RD	4TH	OT	TOTAL	1ST	2ND	3RD	4TH	OT	TOTAL
9/8	DAL	3	0	7	7	0	17	7	13	10	3	0	33
9/15	JAX	7	6	3	2	0	18	0	3	7	3	0	13
9/22	NYG	7	0	7	8	0	15	7	14	0	0	0	21
9/29	at LV	10	0	0	6	0	16	0	10	10	0	0	20
10/6	at WAS	0	3	3	7	0	13	7	17	10	0	0	34
10/13	at PHI	0	10	0	6	0	16	0	10	3	7	0	20
10/20	CIN	0	6	0	8	0	14	7	0	14	0	0	21
10/27	BAL	3	3	14	9	0	29	0	10	7	7	0	24
11/3	LAC	0	3	0	7	0	10	7	13	0	7	0	27
11/17	NO	6	0	8	0	0	14	7	7	0	21	0	35
11/21	PIT	0	10	0	14	0	24	0	3	3	13	0	19
12/2	at DEN	7	10	8	7	0	32	7	14	10	10	0	41
12/8	at PIT	7	0	0	7	0	14	3	10	14	0	0	27
12/15	KC												
12/19	at CIN												
12/29	MIA												
TBD	at BAL												
TOTALS		44	51	50	88	0	232	52	124	88	71	0	335

2024 TURNOVER TABLE

GAME	OPP.	TAKEAWAYS				GIVEAWAYS					RESULT
		FUMBLES	INTS	TOTAL	PTS	FUMBLES	INT	TOTAL	PTS OFF	DIFFERENCE	
9/8	DAL	0	0	0	0	0	2	2	3	-2	L, 17-33
9/15	JAX	1	0	1	0	1	0	1	0	0	W, 18-13
9/22	NYG	2	0	2	0	2	0	2	0	0	L, 16-21
9/29	at LV	1	0	1	6	0	1	1	0	0	L, 16-20
10/6	at WAS	1	1	2	0	1	0	1	0	+1	L, 13-34
10/13	at PHI	0	0	0	0	0	0	0	0	0	L, 16-20
10/20	CIN	0	0	0	0	0	2	2	0	-2	L, 14-21
10/27	BAL	0	0	0	0	1	0	1	0	-1	W, 29-24
11/3	LAC	0	0	0	0	0	3	3	0	-3	L, 10-27
11/17	NO	2	1	3	0	0	0	0	0	+3	L, 14-35
11/21	PIT	1	0	1	3	2	1	3	6	-2	W, 24-19
12/2	at DEN	0	2	2	10	0	3	3	14	-1	L, 32-41
12/8	at PIT	1	0	1	0	1	2	3	7	-2	L, 14-27
12/15	KC										
12/19	at CIN										
12/29	MIA										
TBD	at BAL										
TOTAL		9	4	13	19	8	14	22	30	-10	

2024 BROWNS SCORING DRIVES

CLEVELAND BROWNS VS DALLAS COWBOYS (9.8.24)

TEAM	QTR.	TIME	SCORING PLAY	DAL	CLE
Browns	1	9:23	D. Hopkins 51 yd. Field Goal	0	3
Cowboys	1	6:55	B. Cooks 21 yd. pass from D. Prescott (B. Aubrey kick)	7	3
Cowboys	2	5:15	E. Elliott 3 yd. run (B. Aubrey kick)	14	3
Cowboys	2	2:06	B. Aubrey 57 yd. Field Goal	17	3
Cowboys	2	0:51	B. Aubrey 40 yd. Field Goal	20	3
Cowboys	3	12:59	K. Turpin 60 yd. punt return	27	3
Browns	3	8:42	J. Jeudy 6 yd. pass from D. Watson (D. Hopkins kick)	27	10
Cowboys	3	1:27	B. Aubrey 50 yd. Field Goal	30	10
Cowboys	4	11:51	B. Aubrey 46 yd. Field Goal	33	10
Browns	4	0:29	J. Ford 2 yd. run (D. Hopkins kick)	33	17

CLEVELAND BROWNS AT JACKSONVILLE JAGUARS (9.15.24)

TEAM	QTR.	TIME	SCORING PLAY	DAL	CLE
Browns	1	2:29	D.Watson 1 yd. run (D.Hopkins kick) (16-89, 9:14)	7	0
Browns	2	9:52	D.Hopkins 53 yd. Field Goal (12-41, 6:35)	10	0
Jaguars	2	4:44	C.Little 22 yd. Field Goal (11-66, 5:08)	10	3
Browns	2	0:27	D.Hopkins 38 yd. Field Goal (8-52, 4:17)	13	3
Browns	3	10:20	D.Hopkins 44 yd. Field Goal (6-23, 2:16)	16	3
Jaguars	3	1:11	T.Etienne 4 yd. run (C.Little kick) (3-72, 1:18)	16	10
Jaguars	4	7:32	C.Little 25 yd. Field Goal (13-83, 6:42)	16	13
Browns	4	1:44	T.Lawrence sacked in end zone by A.Wright for a Safety	18	13

CLEVELAND BROWNS VS. NEW YORK GIANTS (9.22.24)

TEAM	QTR.	TIME	SCORING PLAY	NYG	CLE
Browns	1	14:49	A.Cooper 24 yd. pass from D.Watson (D.Hopkins kick) (1-24, 0:06)	0	7
Giants	1	2:07	D.Singletary 1 yd. run (G.Joseph kick) (13-81, 7:44)	7	7
Giants	2	1:44	M.Nabers 3 yd. pass from D.Jones (G.Joseph kick) (14-93, 6:51)	14	7
Giants	2	0:11	M.Nabers 5 yd. pass from D.Jones (G.Joseph kick) (4-30, 0:21)	21	7
Browns	4	11:33	A.Cooper 6 yd. pass from D.Watson (D.Watson-J.Jeudy pass) (5-49, 2:07)	21	15

CLEVELAND BROWNS AT LAS VEGAS RAIDERS (9.29.24)

TEAM	QTR.	TIME	SCORING PLAY	CLE	LV
Browns	1	5:38	B.Whiteheart 1 yd. pass from D.Watson (D.Hopkins kick) (15-70, 9:22)	7	0
Browns	1	0:35	D.Hopkins 56 yd. Field Goal (6-17, 3:20)	10	0
Raiders	2	9:50	T.Tucker 3 yd. run (D.Carlson kick) (11-70, 5:45)	10	7
Raiders	2	2:52	D.Carlson 52 yd. Field Goal (9-45, 5:06)	10	10
Raiders	3	11:28	D.Carlson 34 yd. Field Goal (8-55, 3:32)	10	13
Raiders	3	5:23	D.Turner 18 yd. run (D.Carlson kick) (6-52, 2:36)	10	20
Browns	4	14:50	R.McLeod 25 yd. fumble return (kick failed, wl)	16	20

CLEVELAND BROWNS AT WASHINGTON COMMANDERS (10.6.24)

TEAM	QTR.	TIME	SCORING PLAY	CLE	WAS
Commanders	1	2:40	B.Robinson 4 yd. run (A.Seibert kick) (6-34, 3:25)	0	7
Browns	2	13:08	D.Hopkins 51 yd. Field Goal (6-10, 1:52)	3	7
Commanders	2	8:41	A.Seibert 27 yd. Field Goal (8-71, 4:27)	3	10
Commanders	2	3:11	B.Robinson 1 yd. run (A.Seibert kick) (10-74, 3:37)	3	17
Commanders	2	0:36	D.Brown 41 yd. pass from J.Daniels (A.Seibert kick) (5-62, 0:59)	3	24
Browns	3	12:12	D.Hopkins 31 yd. Field Goal (6-17, 2:40)	6	24
Commanders	3	7:23	J.McNichols 3 yd. run (A.Seibert kick) (9-80, 4:49)	6	31
Commanders	3	2:35	A.Seibert 30 yd. Field Goal (7-38, 3:13)	6	34
Browns	4	7:02	J.Akins 10 yd. pass from D.Watson (D.Hopkins kick) (9-54, 4:49)	13	34

2024 BROWNS SCORING DRIVES

CLEVELAND BROWNS AT PHILADELPHIA EAGLES (10.13.24)

TEAM	QTR.	TIME	SCORING PLAY	CLE	PHI
Eagles	2	13:02	J.Elliott 49 yd. Field Goal (14-58, 6:48)	0	3
Eagles	2	7:17	A.Brown 22 yd. pass from J.Hurts (J.Elliott kick) (10-84, 4:46)	0	10
Browns	2	1:58	D.Hopkins 43 yd. Field Goal (10-45, 5:19)	3	10
Browns	2	0:14	R.McLeod 50 yd. return of blocked field goal (D.Hopkins kick)	10	10
Eagles	3	2:50	J.Elliott 44 yd. Field Goal (7-27, 3:57)	10	13
Browns	4	9:49	D.Hopkins 49 yd. Field Goal (12-39, 8:01)	13	13
Eagles	4	7:54	D.Smith 45 yd. pass from J.Hurts (J.Elliott kick) (4-70, 1:55)	13	20
Browns	4	3:54	D.Hopkins 31 yd. Field Goal (9-57, 4:00)	16	20

CLEVELAND BROWNS VS. CINCINNATI BENGALS (10.20.24)

TEAM	QTR.	TIME	SCORING PLAY	CIN	CLE
Bengals	1	14:48	C.Jones 100 yd. kickoff return (E.McPherson kick) (0-0, 0:12)	7	0
Browns	2	0:56	N.Chubb 1 yd. run (kick failed, wl) (12-78, 4:29)	7	6
Bengals	3	7:56	J.Chase 18 yd. pass from J.Burrow (E.McPherson kick) (5-65, 2:53)	14	6
Bengals	3	1:30	T.Higgins 25 yd. pass from J.Burrow (E.McPherson kick) (4-50, 1:55)	21	6
Browns	4	1:27	D.Njoku 8 yd. pass from J.Winston (J.Winston-C.Tillman pass) (12-60, 2:16)	21	14

CLEVELAND BROWNS VS. BALTIMORE RAVENS (10/27/24)

TEAM	QTR.	TIME	SCORING PLAY	BAL	CLE
Browns	1	0:37	D.Hopkins 28 yd. Field Goal (14-81, 8:08) (2-25, 0:41) (2-25, 0:41)	0	3
Ravens	2	11:51	J.Tucker 49 yd. Field Goal (7-40, 3:46)	3	3
Browns	2	3:41	D.Hopkins 33 yd. Field Goal (10-52, 5:39)	3	6
Ravens	2	0:27	N.Agholor 11 yd. pass from L.Jackson	9	6
Browns	3	10:46	D.Njoku 23 yd. pass from J.Winston (D.Hopkins kick) (8-70, 4:14)	10	13
Ravens	3	4:42	M.Andrews 7 yd. pass from L.Jackson (J.Tucker kick) (6-62, 2:59)	17	13
Browns	3	2:01	C. Tillman 22 yd. pass from J.Winston (D.Hopkins kick) (6-72, 2:41)	17	20
Browns	4	4:55	D.Hopkins 48 yd. Field Goal (8-32, 4:11)	17	23
Ravens	4	2:36	D.Henry 2 yd. run (J.Tucker kick) (6-91, 2:19)	24	23
Browns	4	0:59	C.Tillman 38 yd. pass from J.Winston (pass failed) (9-69, 1:37)	24	29

CLEVELAND BROWNS VS. LOS ANGELES CHARGERS (11.3.24)

TEAM	QTR.	TIME	SCORING PLAY	LAC	CLE
Chargers	1	6:49	J.Palmer 28 yd. pass from J.Herbert (C.Dicker kick) (6-30, 3:44)	7	0
Browns	2	9:30	D.Hopkins 38 yd. Field Goal (10-34, 5:19)	7	3
Chargers	2	8:01	Q.Johnston 66 yd. pass from J.Herbert (kick failed, wl) (3-70, 1:29)	13	3
Chargers	2	3:30	J.Dobbins 16 yd. run (C.Dicker kick) (5-60, 2:47)	20	3
Chargers	4	4:16	J.Dobbins 7 yd. run (C.Dicker kick) (4-46, 2:14)	27	3
Browns	4	0:44	C.Tillman 17 yd. pass from J.Winston (D.Hopkins kick) (12-70, 3:32)	27	10

CLEVELAND BROWNS AT NEW ORLEANS SAINTS (11.17.24)

TEAM	QTR.	TIME	SCORING PLAY	CLE	NO
Saints	1	9:54	T.Hill 10 yd. run (B.Grupe kick) (6-49, 2:34)	0	7
Browns	1	1:52	J.Jeudy 89 yd. pass from J.Winston (pass failed) (1-89, 0:15)	6	7
Saints	2	12:40	M.Valdes-Scantling 71 yd. pass from D.Carr (B.Grupe kick) (3-80, 1:34)	6	14
Browns	3	8:49	E.Moore 30 yd. pass from J.Winston (J.Winston-D.Njoku pass) (8-92, 4:12)	14	14
Saints	4	13:22	T.Hill 33 yd. run (B.Grupe kick) (9-77, 4:56)	14	21
Saints	4	6:04	J.Johnson 1 yd. pass from D.Carr (B.Grupe kick) (6-35, 2:56)	14	28
Saints	4	2:26	T.Hill 75 yd. run (B.Grupe kick) (2-78, 0:17)	14	35

2024 BROWNS SCORING DRIVES

CLEVELAND BROWNS VS. PITTSBURGH STEELERS (11.21.24)

TEAM	QTR.	TIME	SCORING PLAY	PIT	CLE
Steelers	2	10:53	C.Boswell 48 yd. Field Goal (10-59, 6:08)	3	0
Browns	2	4:00	N.Chubb 2 yd. run (D.Hopkins kick) (12-80, 6:53)	3	7
Browns	2	0:40	D.Hopkins 34 yd. Field Goal (6-15, 2:31)	3	10
Steelers	3	1:56	C.Boswell 28 yd. Field Goal (13-71, 7:13)	6	10
Browns	4	12:16	J.Winston 2 yd. run (J.Winston-D.Njoku pass) (10-65, 4:40)	6	18
Steelers	4	7:57	J.Warren 3 yd. run (C.Boswell kick) (7-69, 4:19)	13	18
Steelers	4	6:15	C.Austin 23 yd. pass from R.Wilson (pass failed) (3-27, 0:50)	19	18
Browns	4	0:57	N.Chubb 2 yd. run (pass failed) (9-45, 2:25)	19	24

CLEVELAND BROWNS AT DENVER BRONCOS (12.2.24)

TEAM	QTR.	TIME	SCORING PLAY	CLE	DEN
Broncos	1	4:13	J.Williams 2 yd. run (W.Lutz kick) (12-63, 6:03)	0	7
Browns	1	1:09	D.Njoku 8 yd. pass from J.Winston (D.Hopkins kick) (5-70, 3:04)	7	7
Browns	2	8:49	D.Hopkins 45 yd. Field Goal (9-42, 3:43)	10	7
Broncos	2	4:03	M.Burton 1 yd. run (W.Lutz kick) (6-67, 3:04)	10	14
Broncos	2	1:38	N.Bonitto 71 yd. interception return (W.Lutz kick)	10	21
Browns	2	0:13	D.Njoku 4 yd. pass from J.Winston (D.Hopkins kick) (11-70, 1:25)	17	21
Broncos	3	10:01	M.Mims 93 yd. pass from B.Nix (W.Lutz kick) (3-92, 0:33)	17	28
Browns	3	9:50	J.Jeudy 70 yd. pass from J.Winston (J.Winston-J.Jeudy pass) (1-70, 0:11)	25	28
Broncos	3	1:52	W.Lutz 36 yd. Field Goal (10-78, 4:06)	25	31
Browns	4	8:57	N.Chubb 5 yd. pass from J.Winston (D.Hopkins kick) (9-72, 3:34)	32	31
Broncos	4	2:54	W.Lutz 27 yd. Field Goal (11-61, 6:03)	32	34
Broncos	4	1:48	J.McMillian 44 yd. interception return (W.Lutz kick)	32	41

CLEVELAND BROWNS AT PITTSBURGH STEELERS (12.8.24)

TEAM	QTR.	TIME	SCORING PLAY	CLE	PIT
Steelers	1	9:32	C.Boswell 30 yd. Field Goal (5-24, 2:30)	0	3
Browns	1	5:50	J.Jeudy 35 yd. pass from J.Winston (D.Hopkins kick) (7-70, 3:42)	7	3
Steelers	2	11:00	N.Harris 1 yd. run (C.Boswell kick) (5-31, 2:18)	7	10
Steelers	2	4:21	C.Boswell 54 yd. Field Goal (11-45, 5:39)	7	13
Steelers	3	8:37	V.Jefferson 10 yd. pass from R.Wilson (C.Boswell kick) (8-67, 4:03)	7	20
Steelers	3	3:51	P.Freiermuth 20 yd. pass from R.Wilson (C.Boswell kick) (5-46, 1:55)	7	27
Browns	4	7:19	D.Njoku 15 yd. pass from J.Winston (D.Hopkins kick) (14-79, 5:47)	14	27

2024 BALL POSSESSION AND DRIVE CHART

CLEVELAND BROWNS VS DALLAS COWBOYS (9.8.24)

BROWNS (30:54) AVERAGE DRIVE START CLE 29					COWBOYS (29:06) AVERAGE DRIVE START DAL 36				
	PLAYS	YARDS	TIME	END		PLAYS	YARDS	TIME	END
1.	6	13	3:16	Field Goal	1.	3	-1	2:21	Punt
2.	3	7	2:10	Punt	2.	6	70	2:28	Touchdown
3.	3	-5	1:10	Punt	3.	8	31	3:35	Punt
4.	3	8	1:45	Punt	4.	3	2	2:04	Punt
5.	3	3	0:41	Punt	5.	11	78	5:56	Touchdown
6.	2	-4	0:20	Interception	6.	5	17	2:28	Field Goal
7.	3	7	0:42	Punt	7.	4	1	0:55	Field Goal
8.	3	-14	2:01	Punt	8.	2	7	0:09	End of Half
9.	12	75	4:17	Touchdown	9.	3	3	0:55	Punt
10.	3	1	1:12	Punt	10.	3	4	1:18	Punt
11.	4	1	1:22	Downs	11.	6	14	2:28	Field Goal
12.	4	6	2:20	Downs	12.	6	10	2:16	Field Goal
13.	7	48	2:45	Interception	13.	3	4	1:44	Punt
14.	15	64	6:53	Touchdown	14.	1	-1	0:29	End Game

CLEVELAND BROWNS VS JACKSONVILLE JAGUARS (9.15.24)

BROWNS (34:23) AVERAGE DRIVE START CLE 33					JAGUARS (25:37) AVERAGE DRIVE START JAX 21				
	PLAYS	YARDS	TIME	END		PLAYS	YARDS	TIME	END
1.	16	89	9:14	Touchdown	1.	5	15	3:17	Punt
2.	12	41	6:35	Field Goal	2.	3	5	1:02	Punt
3.	8	52	4:17	Field Goal	3.	11	66	5:08	Field Goal
4.	3	6	0:44	Punt	4.	1	0	0:27	End of Half
5.	6	23	2:16	Field Goal	5.	3	-7	1:40	Punt
6.	5	8	3:19	Punt	6.	11	45	4:32	Missed Field Goal
7.	3	3	1:57	Punt	7.	3	72	1:18	Touchdown
8.	12	29	5:44	Punt	8.	13	83	6:42	Field Goal
9.	3	4	0:17	Punt	9.	1	-2	0:04	Safety
					10.	7	57	1:27	End of Game

CLEVELAND BROWNS VS NEW YORK GIANTS (9.22.24)

BROWNS (26:04) AVERAGE DRIVE START CLE 30					GIANTS (33:56) AVERAGE DRIVE START NYG 28				
	PLAYS	YARDS	TIME	END		PLAYS	YARDS	TIME	END
1.	1	24	0:06	Touchdown	1.	0	0	0:05	Fumble
2.	5	11	2:48	Punt	2.	3	3	2:10	Punt
3.	3	-15	2:07	Punt	3.	13	81	7:44	Touchdown
4.	7	27	4:29	Punt	4.	3	6	1:56	Punt
5.	5	0	1:12	Fumble	5.	14	93	6:51	Touchdown
6.	1	-1	0:11	End of Half	6.	4	30	0:21	Touchdown
7.	3	-2	0:59	Punt	7.	3	23	1:07	Fumble
8.	7	10	2:09	Missed Field Goal	8.	4	3	1:05	Punt
9.	9	29	3:43	Punt	9.	6	20	4:15	Punt
10.	5	29	2:00	Punt	10.	3	1	1:02	Punt
11.	5	49	2:07	Touchdown	11.	4	3	1:40	Punt
12.	5	34	2:13	Fumble	12.	5	14	2:21	Punt
13.	4	9	1:23	Downs	13.	4	-1	0:56	Missed Field Goal
14.	4	6	0:37	Downs	14.	4	39	2:23	End of Game

CLEVELAND BROWNS AT LAS VEGAS RAIDERS (9.29.24)

BROWNS (30:42)					RAIDERS (29:18)				
AVERAGE DRIVE START CLE 26					AVERAGE DRIVE START LV 26				
	PLAYS	YARDS	TIME	END		PLAYS	YARDS	TIME	END
1.	15	70	9:22	Touchdown	1.	3	-11	1:43	Punt
2.	6	17	3:20	Field Goal	2.	11	70	5:45	Touchdown
3.	3	2	1:52	Punt	3.	9	45	5:06	Field Goal
4.	7	43	1:32	Punt	4.	4	13	1:20	End of Half
5.	6	23	3:29	Interception	5.	8	55	3:32	Field Goal
6.	5	-1	3:54	Punt	6.	6	52	2:36	Touchdown
7.	5	21	3:02	Punt	7.	3	5	1:39	Fumble
8.	3	6	1:29	Punt	8.	5	15	3:00	Punt
9.	8	50	2:42	Turnover on Downs	9.	4	25	2:24	Punt
					10.	3	-5	1:38	Punt
					11.	1	-1	0:35	End of Game

CLEVELAND BROWNS AT WASHINGTON COMMANDERS (10.6.24)

BROWNS (28:42)					COMMANDERS (31:18)				
AVERAGE DRIVE START CLE 29					AVERAGE DRIVE START WAS 25				
	PLAYS	YARDS	TIME	END		PLAYS	YARDS	TIME	END
1.	5	23	2:09	Turnover on Downs	1.	3	-9	1:48	Punt
2.	3	-7	1:09	Punt	2.	6	61	2:18	Interception
3.	3	4	1:31	Punt	3.	6	34	3:25	Touchdown
4.	3	5	1:39	Punt	4.	3	0	1:01	Punt
5.	6	10	1:52	Field Goal	5.	8	71	4:27	Field Goal
6.	3	2	1:53	Punt	6.	10	74	3:37	Touchdown
7.	3	-4	1:36	Punt	7.	5	62	0:59	Touchdown
8.	4	20	0:36	Punt	8.	1	2	0:08	Fumble
9.	6	17	2:40	Field Goal	9.	9	80	4:49	Touchdown
10.	3	29	1:35	Fumble	10.	7	38	3:13	Field Goal
11.	9	19	4:45	Punt	11.	3	3	0:59	Punt
12.	9	54	4:49	Touchdown	12.	6	23	4:34	Punt
13.	4	22	2:28	End of Game					

CLEVELAND BROWNS AT PHILADELPHIA EAGLES (10.13.24)

BROWNS (31:27)					EAGLES (28:33)				
AVERAGE DRIVE START CLV 30					AVERAGE DRIVE START PHI 28				
	PLAYS	YARDS	TIME	END		PLAYS	YARDS	TIME	END
1.	3	5	1:15	Punt	1.	3	5	1:03	Punt
2.	9	20	5:07	Punt	2.	7	16	2:45	Punt
3.	3	1	0:59	Punt	3.	14	58	6:48	Field Goal
4.	10	45	5:19	Field Goal	4.	10	84	4:46	Touchdown
5.	8	36	4:34	Missed Field Goal	5.	6	33	1:44	Blocked Field Goal
6.	3	1	2:12	Punt	6.	1	-1	0:14	End of Half
7.	12	39	8:01	Field Goal	7.	3	4	1:27	Punt
8.	9	57	4:00	Field Goal	8.	7	27	3:57	Field Goal
					9.	4	70	1:55	Touchdown
					10.	10	61	3:54	End of Game

CLEVELAND BROWNS VS CINCINNATI BENGALS (10.20.24)

BROWNS (34:29)					BENGALS (28:33)				
AVERAGE DRIVE START CLE 23					AVERAGE DRIVE START CIN 28				
	PLAYS	YARDS	TIME	END		PLAYS	YARDS	TIME	END
1.	3	9	1:39	Punt	1.	0	0	0:12	Touchdown
2.	10	32	5:02	Missed Field Goal	2.	3	6	1:39	Punt
3.	3	0	2:00	Punt	3.	6	19	2:46	Turnover on Downs
4.	4	12	2:23	Punt	4.	5	35	2:26	Punt
5.	4	15	3:17	Punt	5.	3	2	0:52	Punt
6.	12	78	4:29	Touchdown	6.	4	7	2:19	Punt
7.	1	-2	0:30	End of Half	7.	3	17	0:26	Punt
8.	8	57	4:11	Turnover on Downs	8.	5	65	2:53	Touchdown
9.	2	4	1:12	Interception	9.	3	3	1:25	Punt
10.	5	14	1:54	Punt	10.	4	50	1:55	Touchdown
11.	3	4	1:30	Punt	11.	6	13	3:07	Punt
12.	8	27	3:19	Punt	12.	5	16	3:44	Punt
13.	3	3	0:47	Interception	13.	4	-2	0:20	Missed Field Goal
14.	12	60	2:16	Touchdown	14.	3	-3	1:27	End of Game

CLEVELAND BROWNS VS BALTIMORE RAVENS (10.27.24)

BROWNS (31:06)					RAVENS (28:54)				
AVERAGE DRIVE START CLE 29					AVERAGE DRIVE START BAL 24				
	PLAYS	YARDS	TIME	END		PLAYS	YARDS	TIME	END
1.	14	81	8:08	Field Goal	1.	10	68	6:15	Turnover on Downs
2.	4	21	1:25	Punt	2.	7	40	3:46	Field Goal
3.	10	52	5:39	Field Goal	3.	3	1	1:06	Punt
4.	3	-17	0:50	Fumble	4.	3	-4	1:43	Punt
5.	1	-1	0:27	End of Half	5.	2	25	0:41	Touchdown
6.	8	70	4:14	Touchdown	6.	4	30	2:38	Punt
7.	3	0	0:27	Punt	7.	6	62	2:59	Touchdown
8.	6	72	2:41	Touchdown	8.	10	39	4:03	Missed FG
9.	3	2	1:27	Punt	9.	5	9	2:25	Punt
10.	8	32	4:11	Field Goal	10.	6	91	2:19	Touchdown
11.	9	69	1:37	Touchdown	11.	8	46	0:59	Turnover on Downs

CLEVELAND BROWNS VS LOS ANGELES CHARGERS (11.3.24)

BROWNS (34:09)					CHARGERS (25:51)				
AVERAGE DRIVE START CLE 28					AVERAGE DRIVE START LAC 30				
	PLAYS	YARDS	TIME	END		PLAYS	YARDS	TIME	END
1.	5	12	3:12	Punt	1.	4	18	1:15	Punt
2.	4	10	1:33	Punt	2.	6	30	3:44	Touchdown
3.	3	-5	1:26	Punt	3.	3	8	2:05	Punt
4.	10	34	5:19	Field Goal	4.	3	-16	1:56	Punt
5.	3	-5	1:44	Punt	5.	3	70	1:29	Touchdown
6.	3	6	1:34	Punt	6.	5	60	2:47	Touchdown
7.	14	66	8:16	Interception	7.	9	76	1:56	End of Half
8.	3	0	0:24	Punt	8.	3	-1	0:52	Punt
9.	4	19	1:38	Interception	9.	3	6	1:34	Punt
10.	5	13	1:54	Turnover on Downs	10.	3	4	1:06	Punt
11.	3	17	0:53	Interception	11.	5	24	2:39	Missed Field Goal
12.	9	45	2:44	Blocked Field Goal	12.	4	-1	1:30	Punt
13.	12	70	3:32	Touchdown	13.	4	46	2:14	Touchdown
					14.	2	-2	0:44	End of Game

CLEVELAND BROWNS AT NEW ORLEANS SAINTS (11.17.24)

BROWNS (29:22)					SAINTS (30:38)				
AVERAGE DRIVE START CLE 27					AVERAGE DRIVE START NO 34				
	PLAYS	YARDS	TIME	END		PLAYS	YARDS	TIME	END
1.	6	19	2:32	Turnover on Downs	1.	6	49	2:34	Touchdown
2.	3	18	0:58	Punt	2.	10	44	6:49	Punt
3.	1	89	0:15	Touchdown	3.	1	0	0:14	Interception
4.	4	19	2:24	Punt	4.	3	80	1:34	Touchdown
5.	11	41	5:55	Missed Field Goal	5.	9	52	4:50	Fumble
6.	14	84	1:55	Missed Field Goal	6.	5	28	1:59	Punt
7.	8	92	4:12	Touchdown	7.	5	17	3:22	Punt
8.	5	16	2:09	Punt	8.	9	77	4:56	Touchdown
9.	7	23	4:22	Punt	9.	6	35	2:56	Touchdown
10.	10	48	3:21	Turnover on Downs	10.	2	78	0:17	Touchdown
11.	3	5	1:19	Punt	11.	2	-2	1:07	End of Game

CLEVELAND BROWNS VS PITTSBURGH STEELERS (11.17.24)

BROWNS (24:58)					STEELERS (35:02)				
AVERAGE DRIVE START CLE 28					AVERAGE DRIVE START PIT 30				
	PLAYS	YARDS	TIME	END		PLAYS	YARDS	TIME	END
1.	3	6	1:37	Punt	1.	9	39	5:48	Missed Field Goal
2.	3	8	1:24	Punt	2.	7	41	4:10	Turnover on Downs
3.	12	80	6:53	Touchdown	3.	10	59	6:08	Field Goal
4.	6	15	2:31	Field Goal	4.	2	-2	0:49	Fumble
5.	3	39	1:18	Fumble	5.	4	11	0:40	End of Half
6.	3	6	1:25	Punt	6.	6	20	3:08	Turnover on Downs
7.	10	65	4:40	Touchdown	7.	13	71	7:13	Field Goal
8.	2	1	0:52	Fumble	8.	7	69	4:19	Touchdown
9.	5	29	1:53	Interception	9.	3	27	0:50	Touchdown
10.	9	45	2:25	Touchdown	10.	3	6	1:00	Punt
					11.	6	29	0:57	End of Game

CLEVELAND BROWNS AT DENVER BRONCOS (12.2.24)

BROWNS (32:10)					BRONCOS (27:50)				
AVERAGE DRIVE START CLE 29					AVERAGE DRIVE START DEN 30				
	PLAYS	YARDS	TIME	END		PLAYS	YARDS	TIME	END
1.	7	61	3:25	Missed Field Goal	1.	3	7	1:19	Punt
2.	5	70	3:04	Touchdown	2.	12	63	6:03	Touchdown
3.	5	11	1:46	Punt	3.	3	0	0:21	Punt
4.	9	42	3:43	Field Goal	4.	3	22	1:30	Interception
5.	3	3	1:02	Punt	5.	3	0	0:40	Punt
6.	7	41	2:25	Interception	6.	6	67	3:04	Touchdown
7.	11	70	1:25	Touchdown	7.	1	-1	0:13	End of Half
8.	4	19	1:23	Punt	8.	3	27	1:38	Punt
9.	3	5	1:25	Punt	9.	3	92	0:33	Touchdown
10.	1	70	0:11	Touchdown	10.	3	0	1:37	Punt
11.	4	19	2:15	Punt	11.	10	78	4:06	Field Goal
12.	7	10	4:12	Punt	12.	1	0	0:09	Interception
13.	9	72	3:34	Touchdown	13.	11	61	6:03	Field Goal
14.	4	12	1:06	Interception	14.	1	-1	0:34	End of Game
15.	7	73	1:14	Interception					

CLEVELAND BROWNS AT PITTSBURGH STEELERS (12.8.24)

BROWNS (30:00)				
AVERAGE DRIVE START CLE 35				
	PLAYS	YARDS	TIME	END
1.	3	61	3:25	Missed Field Goal
2.	7	70	3:04	Touchdown
3.	5	11	1:46	Punt
4.	3	42	3:43	Field Goal
5.	1	3	1:02	Punt
6.	3	41	2:25	Interception
7.	12	70	1:25	Touchdown
8.	5	19	1:23	Punt
9.	6	5	1:25	Punt
10.	10	70	0:11	Touchdown
11.	14	19	2:15	Punt
12.	2	10	4:12	Punt

STEELERS (30:00)				
AVERAGE DRIVE START PIT 30				
	PLAYS	YARDS	TIME	END
1.	3	7	1:29	Punt
2.	5	24	2:30	Field Goal
3.	3	-5	1:16	Punt
4.	3	9	1:13	Punt
5.	3	4	1:15	Punt
6.	5	31	2:18	Touchdown
7.	11	45	5:39	Field Goal
8.	2	7	0:23	End of Half
9.	8	67	4:03	Touchdown
10.	5	46	1:55	Touchdown
11.	3	5	1:26	Punt
12.	5	20	2:36	Fumble
13.	3	-15	1:04	Punt
14.	5	12	2:53	End of Game

2024 RED ZONE EFFICIENCY

	BROWNS	OPPONENTS
NUMBER OF TRIPS INTO OPPONENT'S RED ZONE	28	40
TOTAL SCORES	22	33
Touchdowns	16	24
Field goals/attempts	6/8	9/10
TOUCHDOWN PERCENTAGE	57.1	60.0
SCORING PERCENTAGE	78.6	82.5
Turnovers	2	2
Downs	84	103
Missed field goals	2	1
Time expired	0	0
Ended without trying to score	1	3
SCORES FROM OUTSIDE THE RED ZONE	19	23
Touchdowns	10	14
Field goals	8	9
Safeties	1	0

LONGEST DRIVES

GAME-BY-GAME - LONGEST DRIVES - PLAYS

GAME		#PLAYS	BROWNS NET YARDS/TIME	DRIVE RESULT	#PLAYS	OPPONENTS NET YARDS/TIME	DRIVE RESULT
9/10	DAL	15	64/6:53	Touchdown	11	74/5:56	Touchdown
9/15	at JAX	16	89/9:14	Touchdown	13	73/6:42	Touchdown
9/22	NYG	9	29/3:43	Punt	14	93/6:51	Touchdown
9/29	at LV	15	70/9:22	Touchdown	11	70/5:45	Touchdown
10/6	at WAS	9	19/4:45	Punt	10	74/3:37	Touchdown
		9	54/4:49	Touchdown			
10/13	at PHI	12	39/8:01	Field Goal	14	58/6:48	Field Goal
10/20	CIN	12	78/4:29	Touchdown	6	19/2:46	Turnover on Downs
		12	60/2:16	Touchdown	6	13/3:07	Punt
10/27	BAL	14	81/8:08	Field Goal	10	68/6:15	Turnover on Downs
					10	39/4:03	Missed Field Goal
11/3	LAC	14	66/8:16	Interception	9	76/1:56	End of Half
11/17	at NO	14	84/1:55	Missed Field Goal	10	44/6:49	Punt
11/21	PIT	12	80/6:53	Touchdown	13	71/7:13	Field Goal
12/2	at DEN	11	70/1:25	Touchdown	12	63/6:03	Touchdown
12/8	at PIT	14	79/5:47	Touchdown	11	45/5:39	Touchdown
12/15	KC						
12/19	at CIN						
12/29	MIA						
TBA	at BAL						

GAME-BY-GAME - LONGEST DRIVES - NET YARDS

GAME		#PLAYS	BROWNS NET YARDS/TIME	DRIVE RESULT	#PLAYS	OPPONENTS NET YARDS/TIME	DRIVE RESULT
9/8	DAL	9	75/4:17	Touchdown	5	78/5:56	Touchdown
9/15	at JAX	16	89/9:14	Touchdown	13	73/6:42	Touchdown
9/22	NYG	5	49/2:07	Touchdown	14	93/6:51	Touchdown
9/29	at LV	15	70/9:22	Touchdown	11	70/5:45	Touchdown
10/6	at WAS	9	54/4:49	Touchdown	9	80/4:49	Touchdown
10/13	at PHI	9	57/4:00	Field Goal	10	84/4:46	Touchdown
10/20	CIN	12	78/4:29	Touchdown	5	65/2:53	Touchdown
10/27	BAL	14	81/8:08	Field Goal	6	91/2:19	Touchdown
11/3	LAC	12	70/3:32	Touchdown	3	70/1:29	Touchdown
11/17	at NO	8	92/4:12	Touchdown	3	80/1:34	Touchdown
11/21	PIT	12	80/6:53	Touchdown	13	71/7:13	Field Goal
12/2	at DEN	7	73/1:14	Interception	12	63/6:03	Touchdown
12/8	at PIT	14	79/5:47	Touchdown	8	67/4:03	Touchdown
12/15	KC						
12/19	at CIN						
12/29	MIA						
TBA	at BAL						

2024 LONGEST PLAYS

LONGEST PLAYS FROM SCRIMMAGE

BROWNS		
YARDS	OPPONENT	PLAY
89	11/17 at NO	J. Jeudy reception
70	12/2 at DEN	J. Jeudy reception
44	12/2 at DEN	J. Jeudy reception
44	12/2 at DEN	E. Moore reception
38	10/27 vs. BAL	C. Tillman reception
36	9/15 at JAX	J. Ford rush
35	12/8 at PIT	J. Jeudy reception
35	12/2 at DEN	J. Jeudy reception
35	10/13 at PHI	J. Jeudy reception
35	9/29 at LV	J. Ford rush
34	10/20 vs. CIN	D. Thompson-Robinson rush
30	11/17 at NO	J. Jeudy reception
30	10/27 vs. BAL	J. Jeudy reception
30	9/15 at JAX	J. Jeudy reception
29	11/21 vs. PIT	B. Whiteheart reception
29	9/8 vs. DAL	D. Njoku reception
26	11/21 vs. PIT	J. Jeudy reception
26	9/29 at LV	E. Moore reception
25	10/20 vs. CIN	C. Tillman reception
25	10/6 at WAS	D. Foreman rush
24	9/22 vs. NYG	A. Cooper reception
24	9/22 vs. NYG	J. Ford reception
23	11/17 at NO	J. Jeudy reception
23	10/24 vs. BAL	D. Njoku reception
23	9/22 vs. NYG	A. Cooper reception
22	11/17 at NO	C. Tillman reception
22	10/27 vs. BAL	C. Tillman reception
22	9/15 at JAX	E. Moore reception
20	12/8 at PIT	J. Jeudy reception
21	12/2 at DEN	J. Ford rush
21	12/2 at DEN	J. Ford reception
21	11/3 vs. LAC	J. Akins reception
21	10/20 vs. CIN	J. Akins reception
21	10/13 at PHI	P. Strong reception
21	9/15 at JAX	J. Jeudy reception
20	11/21 vs. PIT	J. Jeudy reception
20	11/17 at NO	C. Tillman reception
20	10/27 vs. BAL	D. Njoku reception
20	9/9 vs. DAL	P. Strong reception

NO. OF 20-PLUS YARD PLAYS: 35 (6 RUSH, 29 PASS)
NO. OF 40-PLUS YARD PLAYS: 4 (0 RUSH, 4 PASS)

OPPONENTS		
YARDS	OPPONENT	PLAY
93	12/2 at DEN	M. Mims reception
75	11/17 at NO	T. Hill rush
71	11/17 at NO	M. Valdes-Scantling reception
66	11/3 vs. LAC	Q. Johnston reception
66	10/6 at WAS	T. McLaurin reception
66	9/15 at JAX	B. Thomas reception
57	10/6 at WAS	A. Ekeler rush
46	11/21 vs. PIT	C. Austin reception
45	10/13 at PHI	D. Smith reception
43	9/22 vs. NYG	D. Singletary rush
41	10/6 at WAS	D. Brown reception
40	10/13 at PHI	A. Brown reception
39	11/6 vs. LAC	Q. Johnston reception/J. Palmer lateral/L. McConkney lateral/J. Dobbins lateral
38	10/27 vs. BAL	D. Henry rush
37	10/6 at WAS	J. Daniels rush
35	11/21 vs. PIT	V. Jefferson reception
34	11/3 vs. LAC	J. Dobbins rush
34	10/13 at PHI	G. Calcaterra reception
34	9/8 vs. DAL	C. Lamb reception
33	11/17 at NO	T. Hill rush
33	10/6 at WAS	A. Ekeler reception
33	9/15 at JAX	T. Lawrence rush
32	12/2 at DEN	C. Sutton reception
31	11/21 vs. PIT	G. Pickens reception
30	11/21 vs. PIT	J. Fields rush
30	9/15 at JAX	B. Strange reception
29	10/27 vs. BAL	Z. Flowers reception
28	11/ 3 vs. LAC	J. Palmer reception
28	10/27 vs. BAL	R. Bateman reception
28	10/6 at WAS	J. McNichols rush
28	9/22 vs. NYG	M. Nabers reception
28	9/15 at JAX	B. Thomas reception
26	11/3 vs. LAC	J. Palmer reception
26	9/15 at JAX	B. Strange reception
25	10/27 vs. BAL	Z. Flowers reception
25	10/27 vs. BAL	I. Likely reception
25	10/20 vs. CIN	T. Higgins reception
24	9/29 vs. LV	A. Mattison rush
23	12/2 at DEN	T. Franklin reception
23	11/21 vs. PIT	C. Austin reception
23	10/27 vs. BAL	Z. Flowers reception
23	10/6 at WAS	T. McLaurin reception
23	10/6 at WAS	J. Daniels rush
23	9/22 vs. NYG	D. Singletary reception
22	12/8 at PIT	M. Williams reception
22	11/21 vs. PIT	P. Freiermuth reception
22	11/17 at NO	F. Moreau reception
22	10/27 vs. BAL	L. Jackson rush
22	10/20 vs. CIN	C. Brown rush
22	10/13 at PHI	A. Brown reception
22	9/15 at JAX	G. Davis reception
21	12/8 at PIT	P. Freiermuth reception
21	12/8 at PIT	S. Miller reception
21	11/3 vs. LAC	Q. Johnston reception
21	10/27 vs. BAL	Z. Flowers reception
21	10/20 vs. CIN	T. Higgins reception
21	9/8 vs. DAL	B. Cooks reception
20	12/8 at PIT	P. Freiermuth reception
20	12/8 at PIT	N. Harris rush
20	11/17 at NO	J. Johnson reception
20	11/3 vs. LAC	L. McConkney reception
20	10/13 at PHI	G. Calcaterra reception
20	9/22 vs. NYG	W. Robinson reception
20	9/15 at JAX	T. Etienne reception

NO. OF 20-PLUS YARD PLAYS: 52 (12 RUSH, 40 PASS)
NO. OF 40-PLUS YARD PLAYS: 12 (3 RUSH, 9 PASS)

2024 LONGEST PLAYS

LONGEST KICK/PUNT RETURNS

BROWNS				OPPONENTS			
TYPE	YARDS	OPPONENT	RETURNER	TYPE	YARDS	OPPONENT	RETURNER
KR	56	12/8 at PIT	J. Ford	KR	100	10/20 vs. CIN	C. Jones
KR	29	10/6 at WAS	D. Foreman	PR	60	9/8 vs. DAL	K. Turpin
PR	28	9/8 vs. DAL	J. Darden	PR	53	11/17 at NO	D. Pettis
KR	28	9/8 vs. DAL	J. Darden	PR	53	11/3 vs. LAC	D. Davis
KR	27	11/21 vs. PIT	J. Ford	KR	42	11/17 at NO	T. Hill
KR	27	10/6 at WAS	P. Strong	KR	34	10/27 vs. BAL	C. Collier
KR	27	10/6 at WAS	P. Strong	KR	29	10/13 at PHI	I. Rodgers
KR	27	9/29 at LV	D. Foreman	KR	29	10/6 at WAS	A. Ekeler
KR	26	11/17 at NO	J. Ford	KR	28	9/29 at LV	T. McCallister
KR	25	10/6 at WAS	P. Strong	KR	28	9/22 vs. NYG	E. Gray
KR	25	10/6 at WAS	P. Strong	KR	27	10/27 vs. BAL	C. Collier
KR	25	9/15 at JAX	J. Proche	KR	26	11/21 vs. PIT	J. Warren
KR	24	11/3 vs. LAC	P. Strong	KR	24	11/21 vs. PIT	C. Patterson
KR	24	9/22 at LV	G. Brightwell	KR	24	10/27 vs. BAL	C. Collier
PR	24	9/8 vs. DAL	J. Darden	KR	24	10/27 vs. BAL	C. Collier
KR	23	11/21 vs. PIT	J. Ford	KR	24	10/27 vs. BAL	C. Collier
KR	23	11/3 vs. LAC	P. Strong	KR	24	10/27 vs. BAL	C. Collier
KR	23	10/27 vs. BAL	P. Strong	KR	24	9/22 vs. NYG	E. Gray
KR	22	11/21 vs. PIT	J. Ford	PR	23	10/20 vs. CIN	C. Jones
KR	21	12/2 at DEN	J. Ford	KR	23	10/27 vs. BAL	C. Collier
KR	21	9/8 vs. DAL	J. Darden	KR	22	10/13 at PHI	I. Rodgers
KR	20	10/6 at WAS	P. Strong	KR	21	9/29 at LV	T. McCallister
NO. OF 20-PLUS YARD RETURNS: 21 (19 KICKOFF, 2 PUNT)				KR	20	10/6 at WAS	A. Ekeler
NO. OF 40-PLUS YARD RETURNS: 1 (1 KICKOFF, 0 PUNT)				PR	20	9/8 vs. DAL	K. Turpin

NO. OF 20-PLUS YARD RETURNS: 19 (17 KICKOFF, 2 PUNT)
NO. OF 40-PLUS YARD RETURNS: 5 (2 KICKOFF, 3 PUNT)