


# North American Soccer League


---

## Media Guide





FACTS AND FIGURES  
ON SOCCER BOWL-79



AT STAKE -- The North American Soccer League Championship  
PARTICIPANTS -- American and National Conference Champions  
SITE -- Giants Stadium/East Rutherford, New Jersey  
SEATING CAPACITY -- 76,891  
PLAYING SURFACE --Astroturf  
DIMENSIONS -- 70X110

TELEVISION FACTS

---

Soccer Bowl-79 will be broadcast by the ABC Television Network through approximately 197 affiliates in the United States, including Hawaii.

Production Staff:

Senior Producer: Chet Forte  
Producer: Bob Goodrich  
Director: Craig Janoff

ABC-TV Commentators:

Play-by-play: Jim McKay  
Color commentary: Paul Gardner  
Sideline reporter: Verne Lundquist

The game will also be carried in at least 13 countries including Canada, the Dominican Republic, the Netherlands, South Korea, Ecuador, Thailand, Costa Rica, Trinidad, Brazil, Chile, Mexico, England and the Philippines.

NETWORK RADIO -- Mutual Broadcasting System



NORTH AMERICAN SOCCER LEAGUE  
CHAMPIONSHIP GAMES

Year	Date	Participants	Site
1967 (NPSL) #	9/3	Oakland 0 @ Baltimore 1	Memorial Stadium
	9/9	Baltimore 1 @ Oakland 4	Oakland-Alameda Coliseum
1976 (USA)	7/14	Washington 5 @ Los Angeles 6 (OT)	LA Memorial Coliseum
1968 #	9/21	Atlanta 0 @ San Diego 0	Balboa Stadium
	9/28	San Diego 0 @ Atlanta 3	Atlanta Stadium
1969	No playoffs held		
1970	9/5	Washington 0 @ Rochester 3	Aquinas Stadium
	9/13	Rochester 1 @ Washington 3	Catholic University
1971*	9/12	Dallas 1 @ Atlanta 2 (OT)	Atlanta Stadium
	9/15	Atlanta 1 @ Dallas 4	Franklin Field
	9/19	Dallas 2 @ Atlanta 0	Atlanta Stadium
1972	8/26	St. Louis 1 @ New York 2	Hofstra University
1973	8/25	Philadelphia 2 @ Dallas 0	Texas Stadium
1974	8/25	Los Angeles 4 @ Miami 3 (TB)	Orange Bowl
Soccer Bowl-75	8/24	Tampa Bay 2, Portland 0	Spartan Stadium, S.J.
Soccer Bowl-76	8/28	Toronto 3, Minnesota 0	Kingdome, Seattle
Soccer Bowl-77	8/28	New York 2, Seattle 1	Civic Stadium, Portland
Soccer Bowl-78	8/27	New York 3, Tampa Bay 1	Giants Stadium, N.J.

# two game, total goals series

\* best of three games series

(TB)=penalty kick tiebreaker



---

NASL CHAMPIONSHIP GAMES, 1967-1978

---

- 1967 OAKLAND CLIPPERS (NPSL)\* The Baltimore Bays provided the opposition for the Clippers in a two game total goals series. The home-town Bays thrilled a crowd of 16,619 with a 1-0 victory on a great defensive effort and a goal by Dennis Viollet. Dragan Djukic, one of many Yugoslavian first division players on the Clippers, scored a hat trick in the second game as the Californians prevailed 4-1 to win the series four goals to two.
- 1967 LOS ANGELES WOLVES (USA)\* In a wild game that was tied at one apiece with 27 minutes to play, the Wolves beat the Washington Whips 6-5 in overtime. The two teams went on a scoring spree with four goals traded in a span of three and a half minutes that left the score at four-all. Eight minutes to play and the Wolves scored again, but that lead was short lived as Jens Peterson lofted a free kick some 50 yards to Francis Munro who was standing in front of the goal, and Munro headed it past a very suprised Phil Parkes of the Wolves to tie the game with 30 seconds to go. The teams traded goals in the overtime period to make it 5-5. In the sudden-death period that followed, Ally Shewan tried to clear a cross in front of the net, but nudged it into his own goal, ending the game on an incredible note.
- 1968 ATLANTA CHIEFS The Chiefs faced the San Diego Toros in a two game series. The first game was a scoreless tie in San Diego. The second was extremely well played as the Chiefs, attacking in a 4-2-4 formation, scored twice in the first half on goals by Peter McParland and Delroy Scott. A second period goal was recorded by Kaiser Motaung and the Chiefs finished 3-0 winners.
- 1969 KANSAS CITY SPURS No playoffs were held in 1969, but the Spurs captured the title by finishing first in the league with a 10-2-4 record and 110 points. The Atlanta Chiefs were second at 11-2-3, compiling 109 points. The top scorers for each team waged a season-long battle for the scoring title. Kaiser Motaung of Atlanta tallied 36 points on 16 goals and 4 assists, while George Benitez of Kansas City scored 15 goals and 5 assists for 35 points.
- 1970 ROCHESTER LANCERS Rochester was the first expansion team to win an NASL title. The Lancers dominated the first game behind the scoring punch of Raul Herrera, who accounted for two of Rochester's three goals. In the second game it was Washington storming back from a one goal deficit to win 3-1, but the Darts fell short on total goals, the Lancers winning the series four goals to three.
- 1971 DALLAS TORNADO The Tornado and the Atlanta Chiefs squared off in a best of three games series. In the first game Kaiser Motaung scored the game-winner for Atlanta three minutes into overtime. Three days later in Dallas, the rejuvenated Dallas team came back with a 4-0 victory. The finale was a fast-paced affair. The Tornado defense, with Gabbo Gavric, Dick Hall and John Best proved irresistible as the Tornado shed their losers image with a 2-0 win and their first ever NASL championship.
- 1972 NEW YORK COSMOS Cosmos forward Randy Horton, the NASL scoring leader that year, opened the scoring in the contest in the tenth minute of play against the St. Louis Stars, featuring an American-dominated lineup. In the second half a beautiful combination of passes between John Sewell and Pat McBride opened the Cosmos' defense for a Pat McBride pass to Casey Frankiewicz, who finished with the tying goal. The deciding goal was a penalty kick by Joe Jelinek at 86:00 that was partially stopped by Stars' 'keeper Mike Winter, but nonetheless rebounded in the net off the left post.

---

\* Predecessors to the NASL were the National Professional Soccer League and the United Soccer Association, whose championships are reviewed here.



1973 PHILADELPHIA ATOMS North Americanization took a big step forward when Al Miller introduced his Atoms to a surprised NASL. Bobby Smith, Bob Rigby, Casey Bahr, Stan Startzell and Barry Barto proved equal to the foreign imports and contributed heavily to the expansion club's 2-0 win over the Dallas Tornado on a goal by Bill Straub and an own goal off John Best of Dallas. Although the Dallas lineup featured Kyle Rote, Ilija Mitic and Gabbo Gavric, the Atoms held their own against the Southern Division champions.

1974 LOS ANGELES AZTECS The Aztecs and Miami Toros were the participants in the 1974 title game, and for the first time in NASL history the championship game was decided by penalty kicks. Miami broke out on top as Ralph Wright scored, but a penalty kick by Ricardo DeRienzo tied the match. Miami went ahead on an own goal, but two LA goals sandwiched a score by Esteban Aranguiz of Miami and the game ended 3-3. In the penalty kicks decider, the Aztecs scored five goals to the Toros' three to clinch the title.

#### SOCCKER BOWL-75

Tampa Bay 2    Portland 0

Two expansion clubs, the Tampa Bay Rowdies and the Portland Timbers played in the first Soccer Bowl, held in San Jose. Both defenses were superb as it was not until the 66th minute when Tampa Bay defender Arsene Auguste broke the scoreless duel, hitting the back of the net with a 30-year drive. It was still anyone's game until Clyde Best scored again for the Rowdies in the last minute to secure the 2-0 victory. The Rowdies became the third consecutive expansion team to win the NASL Championship, and the fourth over the last six years.

TAMPA BAY                    2    Auguste (Smethurst), 66:00; Best (unassisted), 87:40  
PORTLAND                    0

Tampa Bay.....Hammond, Connell, Jump, Pringle, Linton (Auguste, 63:00), Boyle, Lindsay, Smethurst, Scullion, Best, Sissons  
Portland.....Brown, Martin, Godfrey, Day, Lynch, McLaren, Powell, Dangerfield (Betts, 74:00), Anderson, Withe, Kelly  
Attendance: 17,009                    Referee: Henry Landauer  
Cautions: TB-Scullion, 5:50           Ptl-Withe, 66:20; Godfrey, 84:20  
Corners: TB-8    Ptl-4    Saves: Hammond-13, Brown-6

#### SOCCKER BOWL-76

Toronto 3    Minnesota 0

Played in the posh Seattle Kingdome, the Western Division champion Minnesota Kicks faced the Toronto Metros, second place finishers in the Northern Division. For the first 35 minutes the Kicks attacked well, but, after Eusebio scored on a hard-hit free kick, the strong Metros defense gave Minnesota forwards Ron Futcher and Alan Willey little room to maneuver. In the second half, Toronto solidified their lead with a marvelous goal from Ivan Lukacevic and Ivair Ferreira made it a clear-cut victory with another score with 17 minutes remaining.

TORONTO                    3    Eusebio (unassisted), 40:00; Lukacevic (Ferreira), 54:00; Ferreira (unassisted), 83:00

MINNESOTA                    0

Toronto.....Bilecki, Sutevski (Strenicer, 45:00), Cukon, Blaskovic, Iarusci, Polak, Eusebio, Suhholz, Ferreira, Lukacevic, Grnja  
Minnesota.....Barnett, Brine, Litt, Merrick, Spraggon, Bick, Ntsoelengoe (Howe, 73:00), West, Coker, Futcher, Willey  
Attendance: 25,765                    Referee: Dante Maglio  
Cautions: none  
Corners: Tor-6    Min-6    Saves: Bilecki-4, Barnett-6



SOC CER BOWL-77

New York 2      Seattle 1

The star-studded Cosmos found the young and less famous Seattle Sounders a more than equal match in this memorable championship game. It was the Cosmos who opened the scoring when Seattle goalkeeper Tony Chursky intercepted a pass for Steve Hunt. Chursky started to dribble left when Hunt came around the right side and picked Chursky's pocket, sending the ball and Hunt himself into the net. The tying goal was the result of a fine dribbling and passing combination between Micky Cave and Tommy Ord, the play finished by Ord. It was not until late in the game that Hunt lofted a beautiful cross to Giorgio Chinaglia who scored on a header that gave the Cosmos their second NASL title, and marked the last NASL game that Pele would play in.

NEW YORK 2 Hunt (unassisted), 19:05; Chinaglia (Hunt), 77:19  
SEATTLE 1 Ord (Cave), 23:13

New York.....Messing, Smith, Roth, Alberto, Morais, Garbett (Dimitrijevic, 45:00),  
Beckenbauer, Field, Chinaglia, Pele, Hunt  
Seattle.....Chursky, Machin, Gillett, England, McAlister, Webster, Buttle, Robertson  
(Jenkins, 79:49), Scott, Ord, Cave (Butler, 68:07)  
Attendance: 35,548 Referee: Toros Kibritjian  
Cautions: NY-Beckenbauer, 63:21; Dimitrijevic, 66:34; Alberto, 74:29  
Sea-Ord, 16:58  
Corners: NY-13 Sea-6 Saves: Messing-11, Chursky, 8

SOCCER BOWL-78

New York 3      Tampa Bay 1

A Soccer Bowl record crowd of 74,901 watched the New York Cosmos and the Tampa Bay Rowdies square off in a fine contest between these two offensive-minded teams. The Rowdies were marking very closely at the outset, and many of the Cosmos' shots early in the game never came near the goalkeeper. Thirty minutes into the game however, Steve Hunt of the Cosmos sent a high cross from inside the 35-yard line to right winger Dennis Tueart, who blasted the ball into the net, giving New York a 1-0 lead. A minute before the end of the first half a sharp combination of passes by the Cosmos up the middle ended with a hard shot by Hunt that rebounded off Tampa Bay goalkeeper Winston DuBose. Giorgio Chinaglia was in position for the rebound, which he headed in for the second Cosmos' score. The Rowdies, playing without their top scorer Rodney Marsh, came back patiently as David Robb shuffled a pass sideways to Brazilian right back Mirandinha, who scored from the right with a viciously curving shot. Three minutes later Dennis Tueart put a damper on Tampa Bay's comeback, taking a pass from Werner Roth through Joe Fink's legs and angling a shot from the far right into the left side of the goal.

NEW YORK 3 Tueart (Iarusci, Hunt), 30:42; Chinaglia (unassisted), 44:30; Tueart  
(Iarusci, Roth), 76:49

TAMPA BAY 1 Mirandinha (Robb), 73:34

New York.....Brand, Iarusci, Roth, Alberto, Wilson, Dimitrijevic (Seninho, 80:39),  
Beckenbauer, Bogicevic (Garbett, 77:36), Tueart (Ayre, 83:35),  
Chinaglia, Hunt  
Tampa Bay.....DuBose, St. Lot (Fink, 56:43), Auguste, Fleeting, Connell, McGuire  
(Mirandinha, 67:30), McLeod, Paddon, Wegerle, Robb, Anderson  
Attendance: 74,901 Referee: Jim Highet  
Cautions: NY-Alberto, 20:38 TB-Auguste, 41:15  
Corners: NY-9 TB-7 Saves: Brand-7, DuBose-5



### 1979 AMERICAN CONFERENCE CHAMPIONSHIP SERIES

The San Diego Sockers, led by their fiery head coach Hubert Vogelsinger, turned what was a mediocre season into a near-Cinderella story as they played up to their potential in reaching the ASC finals. They knocked California and Chicago in routine fashion, behind the scoring of Hugo Sanchez, the brilliant Mexican star. Their next foe, however, was the Tampa Bay Rowdies, perennially a post-season team in the NASL. The Rowdies lost in last year's Soccer Bowl and they were anxious to get another crack at the big one. With a late goal in the second game in Tampa the Rowdies forced an overtime and a Shootout which they won, setting up a mini-game that was decided by John Grnja's goal at 2:31, giving the Rowdies their second straight American Conference title.

#### Game #1 at San Diego, 8/30

Scoring: SD-Wieczorkowski(Harsanyi) 12:53  
TB-McLeod(Andruszewski, Marsh) 74:45  
SD-Cuellar(Sanchez, Nover) 88:50

Attendance: 20,267

#### Game #2 at Tampa Bay, 9/2

Scoring: TB-Marsh(Wegerle) 4:10  
SD-Coker(unassisted) 15:59  
SD-Sanchez(Keough, Coker) 34:29  
TB-Wegerle(unassisted) 71:14

Shootout:

Orhan	0/1	Van Der Veen	1/1
Cuellar	0/1	Wegerle	1/1
Wieczorkowski	0/1	Connell	1/1

Mini-game:

Scoring: TB-Grnja(Van Der Beck) 2:31

Attendance: 38,766

### 1979 NATIONAL CONFERENCE CHAMPIONSHIP SERIES

A new rivalry was born in the NASL when the Vancouver Whitecaps beat the New York Cosmos 5-3 in 1977. Since then, every match has been played with the intensity of a championship game. The brash Whitecaps handcuffed the Cosmos twice in the regular season, and now was the Cosmos' chance to even up the score. The first game featured some tight marking by the 'Caps, a trademark of theirs, as they blanked the defending conference champs, 2-0. The second game was taken to the limit as the Cosmos allowed Vancouver to tie up the game at two-all, eventually forcing a Shootout which the Cosmos won. The ensuing mini-game was one to remember as a goal by each team was disallowed, forcing another Shootout. This time the Whitecaps were the winners, outscoring the Cosmos in the Shootout, three goals to two.

#### Game #1 at Vancouver, 8/29

Scoring: VN-Johnston(Ball, Lenarduzzi) 65:20  
VN-Whymark(Ball, Lewington) 84:16

Attendance: 32,875

#### Game #2 at New York, 9/1

Scoring: Chinaglia(Marinho, Bogicevic) 10:02  
Craven(Ball) 23:02  
Chinaglia(Morais, Seninho) 38:01  
Johnston(Valentine, Lenarduzzi) 84:30

New York won the Shootout, three goals to one.

Mini-game Shootout:

Lenarduzzi	1/1	Neeskens	1/1
Bolitho	0/1	Beckenbauer	0/1
Valentine	1/1	Garbett	1/1
Possee	1/1	Davis	0/1
Morais	0/1	Ball	0/1

Attendance: 44,109



## SOCCER BOWL-79: TAMPA BAY ROWDIES vs. VANCOUVER WHITECAPS

These two teams have been around a while in this league (Tampa since '75 and Vancouver since '74) but they have only met twice before today's match.. Vancouver won both games, 2-0 in Tampa in 1977 and 1-0 in Vancouver last year...this is the second consecutive Soccer Bowl appearance for the Rowdies, and the third in the last five years...they won the first Soccer Bowl ever, 2-0 over the Portland Timbers in 1975, and lost to the New York Cosmos 3-1 in 1978...for the Whitecaps, this is the first final they've ever played in...Vancouver's specialty is defense, headed by Phil "Lofty" Parkes, who led the NASL in goalkeeping in '78 and '79...in front of him are John Craven, Bob Lenarduzzi, Bob Bolitho and Roger Kenyon, who usually work the trick as the league's stingiest defense (46 goals in 30 games)...they'll have plenty to contend with in Tampa's offense (5th best in the NASL)...their attack is spearheaded by Oscar Fabbiani, the league's top scorer this year with 25 goals and 8 assists...Rowdies feature four others with 20 or more points: Rodney Marsh (36), Steve Wegerle (27), Peter Baralic (26) and Jan Van Der Veen (20)...however...the game could be won in the battle of midfield's, which are two of the NASL's finest...Steve Wegerle of Tampa (21 assists, 3rd highest in the league) will undoubtedly be playing the role of provider all game long for Fabbiani & Company...on the flip side, since the arrival of Alan Ball to the Whitecaps midfield, they've been a much more inventive team offensively...this is the second straight year the Rowdies needed to win the second leg of the conference championships plus the mini-game to qualify for Soccer Bowl...last year it was against the Ft. Lauderdale Strikers, this year it was San Diego...the Whitecaps took the Soccer Bowl-78 champion Cosmos to the limit to get to this game...they lost the second game of the NSC championships 3-2 in a Shootout, then took the mini-game to another Shootout to dethrone the defending champions.

---

Home Team: American Conference

Tampa Bay Rowdies

White Shirts, White Shorts, Yellow and Green Socks

Visiting Team: National Conference

Vancouver Whitecaps

Blue Shirts, White Shorts, Blue Socks

---

### OFFICIALS FOR SOCCER BOWL-79:

Referee: Gino D'Ippolito

Senior Linesman: John Davies

Junior Linesman: Derek Smith

Reserve Official: Guy M. Fraiture

Timekeeper: Dennis Sayer



1979 SEASON - GAME-BY-GAME  
TAMPA BAY ROWDIES AND VANCOUVER WHITECAPS

TAMPA BAY (19-11)

VANCOUVER (20-10)

Date	Goals For		Goals Against
3/31	2	@ Memphis	1
4/7	2	New England	0
4/14	7	Toronto	1
4/21	2	Philadelphia	1
4/25	1	@ Toronto	2
4/28	2	@ Ft. Lauderdale	1
5/5	0	@ Atlanta	4
5/12	3	New York	2
5/15	1	@ San Diego	0
5/19	0	@ Los Angeles	1
5/30	2	Memphis	1
6/2	3	Seattle	0
6/6	0	@ Philadelphia	3
6/9	1	Washington	0
6/13	3	San Jose	2 (SO)
6/16	3	@ New England	1
6/20	4	Houston	0
6/23	1	Ft. Lauderdale	2 (OT)
6/27	1	@ California	2 (OT)
6/29	4	@ Edmonton	2
7/4	4	Rochester	0
7/11	6	California	2
7/14	1	Edmonton	0 (OT)
7/21	2	@ Chicago	1
7/24	1	@ Rochester	2 (OT)
7/28	5	Detroit	2
8/1	1	@ Washington	5
8/3	1	Dallas	2
8/8	3	@ New York	4
8/12	1	@ Detroit	2

Total 67

46

Playoffs

8/15	1	@ Detroit	0
8/19	3	Detroit	1
8/23	3	@ Philadelphia	2 (SO)
8/25	1	Philadelphia	0
8/30	1	@ San Diego	2
9/2	3	San Diego	2 (SO)
mini-game:			
1		San Diego	0

Date	Goals For		Goals Against
3/30	1	Dallas	2 (SO)
4/6	2	Edmonton	0
4/14	3	@ Chicago	2 (SO)
4/21	2	Portland	1
4/27	0	@ San Diego	1
5/2	3	San Diego	1
5/5	2	@ San Jose	1
5/11	1	Rochester	0 (OT)
5/18	2	Philadelphia	0
5/30	3	@ Edmonton	1
6/2	0	Houston	1
6/6	2	@ Tulsa	1
6/10	0	@ Minnesota	1
6/13	2	@ California	3 (SO)
6/16	4	New York	1
6/24	2	California	1 (OT)
6/27	3	@ Atlanta	1
6/30	2	@ Ft. Lauderdale	3 (SO)
7/4	1	@ Toronto	2
7/7	3	Seattle	1
7/11	0	Los Angeles	1
7/15	4	@ New York	2
7/18	1	@ Washington	2
7/21	3	Toronto	0
7/25	1	Tulsa	0
7/28	3	@ Portland	2 (OT)
8/1	1	Minnesota	0
8/4	0	@ Los Angeles	2
8/8	1	San Jose	0 (OT)
8/11	2	@ Seattle	1


Total 54

34

Playoffs

8/15	3	@ Dallas	2
8/18	2	Dallas	1
8/22	2	@ Los Angeles	3
8/25	1	Los Angeles	0
mini-game:			
1		Los Angeles	0
8/29	2	New York	0
9/1	2	@ New York	3
mini-game:			
1		@ New York	0 (SO)





\*AMERICAN CONFERENCE CHAMPIONS\*

TAMPA BAY ROWDIES - NUMERICAL ROSTER

No.	Name	Pos.	Ht.	Wt.	Birthdate	Citizen
1	Winston DuBose	G	6-2	177	7/28/55	USA
2	Zeljko Bilecki	G	6-1	187	4/28/50	Canada
3	John Gorman#	D	5-8	153	8/16/49	Scotland
4	Arsene Auguste	D	6-3	186	2/3/51	Haiti
5	**Jan Van Der Veen	M	5-11	178	7/6/48	Holland
6	Mike Connell+	D	6-0	152	11/1/56	S. Africa
7	Steve Wegerle	F	5-9	153	5/15/53	S. Africa
8	Wes McLeod	M	5-8	141	10/24/57	Canada
9	Peter Anderson	M	5-10	155	5/31/49	England
10	**Rodney Marsh@	F	6-1	180	10/11/44	England
11	Mojas Radonjic	F	6-3	185	2/23/50	Yugoslavia
12	Perry Van Der Beck	M	5-10	155	11/5/59	USA
13	Dave MacWilliams	F	5-9	158	5/20/57	USA
14	Peter Chandler	D	5-11	155	4/9/53	USA
15	Peter Baralic	M	5-10	150	10/3/51	Yugoslavia
16	Farrukh Quraishi	D	5-9	151	11/13/51	England
18	Sandje Ivanchukov	D	5-10	162	6/23/60	USA
20	Oscar Fabbiani	F	5-10	165	12/17/50	Argentina
21	Manny Andruszewski	D	5-11	151	11/4/55	England
22	Barry Kitchener	D	6-2	192	12/11/47	England
23	Ivan Grnja	F	5-4	141	4/26/49	Yugoslavia

Head Coach - Gordon Jago

\*\* team captain

ALPHABETICAL ROSTER

Anderson, Peter-9

Andruszewski, Manny-21

Auguste, Arsene-4

Baralic, Peter-15

Bilecki, Zeljko-2

Chandler, Peter-14

Connell, Mike-6

DuBose, Winston-1

Fabbiani, Oscar-20

Gorman, John-3

Grnja, Ivan-23

Ivanchukov, Sandje-18

Kitchener, Barry-22

MacWilliams, Dave-13

McLeod, Wes-8

Marsh, Rodney-10

Quraishi, Farrukh-16

Radonjic, Mojas-11

Van Der Beck, Perry-12

Van Der Veen, Jan-5

Wegerle, Steve-7

+1979 All-Star, first team

#1979 All-Star, second team

@1979 All-Star, honorable mention



# Vancouver WHITECAPS

\*NATIONAL CONFERENCE CHAMPIONS\*

## VANCOUVER WHITECAPS - NUMERICAL ROSTER

No.	Name	Pos.	Ht.	Wt.	Birthdate	Citizen
1	Phil Parkes+	G	6-3	190	7/14/47	England
2	Ray Lewington	M	5-6	150	9/7/56	England
4	John Craven	D	6-0	180	7/20/52	England
5	Bob Lenarduzzi#	M/D	6-1	165	5/1/55	Canada
6	Roger Kenyon	D	6-0	180	1/4/49	England
7	Buzz Parsons	F	5-9	160	12/16/50	Canada
8	**Jon Sammels	M	5-10	160	7/23/45	England
9	Trevor Whymark	F	5-11	160	5/4/50	England
10	Bob Bolitho	D	5-9	170	7/20/52	Canada
11	Kevin Hector	F	5-8	150	11/2/44	England
12	Paul Nelson	D	5-8	160	11/12/58	Canada
15	Tony Waiters	G	6-3	180	2/1/37	England
17	Peter Daniel	D	5-10	160	12/22/46	England
18	Dan Lenarduzzi	D	6-1	175	8/31/59	Canada
20	Willie Johnston	F	5-7	155	12/19/46	Scotland
21	Carl Valentine	F	5-9	160	7/4/58	England
22	Bruce Grobbelaar	G	6-1	175	10/6/57	S. Africa
23	Alan Ball#	M	5-8	142	3/12/45	England
24	Derek Possee	F	5-5	135	2/14/46	England
26	David McGill	M	5-8	150	6/5/60	Canada
27	Gerry Gray	M	5-7	145	1/20/61	Canada
28	Stevan Nesin	F	5-9	160	4/17/60	Canada
29	Carl Shearer	D	6-3	200	3/11/60	Canada
30	Alan Soundraal	D	5-11	165	12/27/57	Canada
31	Ralston Dunlop	F	5-9	155	7/31/60	Canada
32	Brent Barling	F	5-10	160	4/28/61	Canada

Head Coach - Tony Waiters

\*\* team captain

## ALPHABETICAL ROSTER

Ball, Alan-23  
Barling, Brent-32  
Bolitho, Bob-10  
Craven, John-4  
Daniel, Peter-17  
Dunlop, Ralston-31  
Gray, Gerry-27  
Grobbelaar, Bruce-22  
Hector, Kevin-11

Johnston, Willie-20  
Kenyon, Roger-6  
Lenarduzzi, Bob-5  
Lenarduzzi, Dan-18  
Lewington, Ray-2  
McGill, David-26  
Nelson, Paul-12  
Nesin, Stevan-28

Parkes, Phil-1  
Parsons, Buzz-7  
Possee, Derek-24  
Sammels, Jon-8  
Shearer, Carl-29  
Soundraal, Alan-30  
Valentine, Carl-21  
Waiters, Tony-15  
Whymark, Trevor-9

+1979 All-Satr, first team  
#1979 All-Star, second team



TAMPA BAY ROWDIES  
1979 REGULAR SEASON STATISTICS

No.	Name	GP	GS	MIN	SHOTS	FOULS	C/E	PK/PKA	Goals	Assists	Points
20	Oscar Fabbiani	26	26	2258	93	27	2/0	1/1	25	8	58
10	Rodney Marsh	23	22	2025	49	44	2/1	2/3	11	14	36
7	Steve Wegerle	29	28	2502	61	26	1/0	0/0	3	21	27
15	Peter Baralic	28	27	2253	66	56	4/0	0/0	9	8	26
5	Jan Van Der Veen	29	29	2490	50	50	3/1	0/0	4	12	20
8	Wes McLeod	30	27	2519	59	28	1/0	0/0	5	9	19
11	Mojas Radonjic	9	6	576	19	18	1/0	0/0	2	5	9
23	John Grnja	10	6	455	8	3	0/0	0/0	0	4	4
6	Mike Connell	30	30	2739	7	61	3/0	0/0	1	2	4
12	Perry Van Der Beck	16	9	825	8	25	0/0	0/0	0	3	3
3	John Gorman	29	29	2649	14	26	2/0	0/0	0	3	3
21	Manny Andruszewski	16	15	1345	11	25	0/0	0/0	1	1	3
13	Dave MacWilliams	6	1	194	4	0	0/0	0/0	1	0	2
22	Barry Kitchener	20	20	1764	14	24	0/0	0/0	0	1	1
18	Sandje Ivanchukov	1	1	90	0	1	0/0	0/0	0	0	0
16	Farrukh Quraishi	12	5	680	6	17	1/0	0/0	0	0	0
4	Arsene Auguste	13	12	1026	6	21	1/0	0/0	0	0	0
1	Winston DuBose	12	12	1189	0	2	0/0	0/0	0	0	0
2	Zeljko Bilecki	17	17	1549	0	2	1/0	0/0	0	0	0
Others-----		14	12	907	8	11	0/0	0/0	2	2	6

Totals-----	483	467	22/2	3/4	64	93	221
Opponents totals-----	524	527	34/2	4/5	46	53	145

Goalkeepers	GP	GS	MIN	SHOTS	SAVES	PK/PKA	SO/SOA	SH	GA	AVG.
Winston DuBose	13	13	1189	249	92	2/3	1/4	2	24	1.84
Zeljko Bilecki	17	17	1549	275	93	2/2	0/0	5	22	1.28
Totals-----			2769	524	185	4/5	1/4	7	46	1.50
Opponents totals-----			2769	483	127	3/4	3/3	3	66	2.15

GP= games played    GS= games started    MIN= minutes played    C/E= cautions/ejections  
 PK/PKA= penalty kick/penalty kicks attempted    SO/SOA= shootout goals/shootout attempts  
 SH= shutouts    GA= goals against

GAME WINNING GOALS:

SHOOTOUTS:

Oscar Fabbiani-7#  
 Rodney Marsh-5  
 Wes McLeod-3

Connell 1/1  
 Van Der Veen 1/1  
 Wegerle 1/1

#tied for league lead with  
 Alan Willey of Minnesota

TOTAL-----3/3    RECORD: 1-0 in Shootouts



VANCOUVER WHITECAPS  
1979 REGULAR SEASON STATISTICS

No.	Name	GP	GS	MIN	SHOTS	FOULS	C/E	PK/PKA	Goals	Assists	Points
11	Kevin Hector	25	25	2279	102	40	3/0	0/0	15	6	36
23	Alan Ball	15	15	1393	27	27	1/0	4/6	8	10	26
9	Trevor Whymark	27	25	2381	72	45	0/0	0/1	10	2	22
21	Carl Valentine	29	21	2175	36	30	0/0	0/0	4	7	15
20	Willie Johnston	28	27	2533	57	59	8/1	0/0	1	12	14
8	Jon Sammels	29	29	2621	48	38	0/0	0/1	3	7	13
5	Bob Lenarduzzi	28	27	2467	40	40	4/1	0/0	3	3	9
10	Bob Bolitho	27	22	2144	34	28	1/0	0/0	0	8	8
2	Ray Lewington	29	29	2630	27	71	4/0	0/0	2	4	8
24	Derek Possee	18	12	1003	34	20	0/0	0/0	3	2	8
7	Buzz Parsons	22	18	1638	22	38	0/0	0/0	1	5	7
17	Peter Daniel	27	27	2413	9	72	2/0	0/0	1	0	2
4	John Craven	12	10	858	7	13	0/2	0/0	1	0	2
6	Roger Kenyon	10	10	826	10	31	2/1	0/0	0	1	1
28	Steve Nesin	2	0	19	0	0	0/0	0/0	0	1	1
1	Phil Parkes	29	29	2705	0	1	2/0	0/0	0	1	1
18	Dan Lenarduzzi	6	0	187	0	1	0/0	0/0	0	0	0
29	Carl Shearer	2	1	101	2	2	0/0	0/0	0	0	0
Others-----		2	2	137	0	6	1/0	0/0	0	0	0
Totals-----					527	562	27/5	4/8	52	69	173
Opponents totals-----					357	592	39/6	3/4	31	43	106

<u>Goalkeepers</u>	GP	GS	MIN	SHOTS	SAVES	PK/PKA	SO/SOA	SH	GA	Avg.
Phil Parkes	29	29	2705	342	100	3/4	13/21	7	29	0.965
Bruce Grobbelaar	1	1	90	15	6	0/0	0/0	0	2	2.00
Totals-----			2795	357	106	3/4	13/21	7	31	0.998
Opponents totals-----			2795	527	170	4/8	10/21	5	52	1.71

GP= games played    GS= games started    MIN= minutes played    C/E= cautions/ejections  
PK/PKA= penalty kicks/penalty kicks attempted    SO/SOA= shootout goals/shootout attempts  
SH= shutouts    GA= goals against

GAME WINNING GOALS:

Alan Ball-5  
Trevor Whymark-4  
Kevin Hector-3  
Carl Valentine-2

SHOOTOUTS:

Ball 0/1  
Bolitho 1/4  
Hector 2/3  
Johnston 2/2  
Lenarduzzi, B 2/3  
Lenarduzzi, D 0/1  
Lewington 0/1  
Sammels 0/1  
Valentine 1/3  
Whymark 2/2  
TOTAL-----10/21

RECORD: 1-3 in Shootouts



# THE ROUTE TO SOCCER BOWL-79

## -Quarter Finals-

### AMERICAN CONFERENCE

8/14	Houston 1 @ Philadelphia 2	
8/20	Philadelphia 2 @ Houston 1 -----	Philadelphia
8/15	Tampa Bay 1 @ Detroit 0	vs.
8/19	Detroit 1 @ Tampa Bay 3 -----	Tampa Bay
8/15	Ft. Lauderdale 0 @ Chicago 2	
8/18	Chicago 1 @ Ft. Lauderdale 0 -----	Chicago
8/16	San Diego 4 @ California 2	vs.
8/18	California 2 @ San Diego 7 -----	San Diego

### Semi-Final pairings:

### NATIONAL CONFERENCE

8/15	Vancouver 3 @ Dallas 2	
8/18	Dallas 1 @ Vancouver 2 -----	Vancouver
8/15	Washington 1 @ Los Angeles 3	vs.
8/19	Los Angeles 4 @ Washington 3(SO) -----	Los Angeles
8/15	Minnesota 1 @ Tulsa 2(OT)	
8/19	Tulsa 2 @ Minnesota 1(OT) -----	Tulsa
8/16	New York 3 @ Toronto 1	vs.
8/19	Toronto 0 @ New York 2 -----	New York

## -Conference Semi-Finals-

### AMERICAN CONFERENCE

8/23	Tampa Bay 3 @ Philadelphia 2(SO)	
8/25	Philadelphia 0 @ Tampa Bay 1 -----	Tampa Bay
8/22	Chicago 0 @ San Diego 2	vs.
8/25	San Diego 1 @ Chicago 0 -----	San Diego

### Conference Final pairings

### NATIONAL CONFERENCE

8/22	Vancouver 2 @ Los Angeles 3(SO)	
8/25	Los Angeles 0 @ Vancouver 1	
mini-game:		
	Los Angeles 0 @ Vancouver 1 -----	Vancouver
8/23	New York 0 @ Tulsa 3	
8/26	Tulsa 0 @ New York 3	vs.
mini-game:		
	Tulsa 1 @ New York 3 -----	New York

### AMERICAN CONFERENCE CHAMPIONSHIP

8/30	Tampa Bay 1 @ San Diego 2	
9/2	San Diego 2 @ Tampa Bay 3(SO)	
mini-game:		
	San Diego 0 @ Tampa Bay 1 -----	Tampa Bay Rowdies

### Soccer Bowl-79 Finalists:

### NATIONAL CONFERENCE CHAMPIONSHIP

8/29	New York 0 @ Vancouver 2	
9/1	Vancouver 2 @ New York 3(SO)	vs.
mini-game:		
	Vancouver 1 @ New York 0(SO) -----	Vancouver Whitecaps



NORTH AMERICAN SOCCER LEAGUE  
1979 FINAL STANDINGS



NATIONAL CONFERENCE

<u>Eastern Division</u>	W	L	GF	GA	BP	TP
New York	24	6	84	52	72	216
Washington	19	11	68	50	59	172
Toronto	14	16	52	65	49	133
Rochester	15	15	43	57	42	132

<u>Central Division</u>	W	L	GF	GA	BP	TP
Minnesota	21	9	67	48	58	184
Dallas	17	13	53	51	50	152
Tulsa	14	16	61	56	55	139
Atlanta	12	18	59	61	49	121

<u>Western Division</u>	W	L	GF	GA	BP	TP
Vancouver	20	10	54	34	52	172
Los Angeles	18	12	62	47	54	162
Seattle	13	17	58	52	47	125
Portland	11	19	50	75	46	112

AMERICAN CONFERENCE

<u>Eastern Division</u>	W	L	GF	GA	BP	TP
Tampa Bay	19	11	67	46	55	169
Ft. Lauderdale	17	13	75	65	63	165
Philadelphia	10	20	55	60	51	111
New England	12	18	41	56	38	110

<u>Central Division</u>	W	L	GF	GA	BP	TP
Houston	22	8	61	46	55	187
Chicago	16	14	70	62	63	159
Detroit	14	16	61	56	49	133
Memphis	6	24	38	74	37	73

<u>Western Division</u>	W	L	GF	GA	BP	TP
San Diego	15	15	59	55	50	140
California	15	15	53	56	50	140
Edmonton	8	22	43	78	40	88
San Jose	8	22	41	74	38	86

W-games won    L-games lost    GF-goals for    GA-goals against    BP-bonus points    TP-total points

Win=6 points    L=0 points    Bonus points: one points is awarded for each goal scored up to a maximum of three per team per game.

STATISTICAL LEADERS

<u>Leading Scorers</u>	<u>Games Played</u>	<u>Goals</u>	<u>Assists</u>	<u>Total Points</u>
Oscar Fabbiani, Tampa Bay	26	25	8	58
Giorgio Chinaglia, New York	27	26	5	57
Gerd Mueller, Ft. Lauderdale	25	19	17	55
David Robb, Philadelphia	30	16	20	52
Jeff Bourne, Atlanta	29	18	15	51
Karl-Heinz Granitza, Chicago	30	20	10	50
Teofilo Cubillas, Ft. Lauderdale	30	16	18	50
Alan Willey, Minnesota	29	21	7	49
Dennis Tueart, New York	27	16	16	48
Laurie Abrahams, California/Tulsa	25	18	9	45

<u>Leading Goalkeepers</u>	<u>Games Played</u>	<u>Minutes</u>	<u>Saves</u>	<u>Goals Against</u>	<u>SO</u>	<u>Average</u>
Phil Parkes, Vancouver	29	2704	99	29	7	0.965
Victor Nogueira, Atlanta	17	1432	79	20	5	1.26
Zeljko Bilecki, Tampa Bay	17	1549	93	22	5	1.28
Mike Ivanow, Seattle	28	2517	149	39	2	1.39
Bill Irwin, Washington	28	2603	134	42	4	1.45
Paul Hammond, Houston	29	2705	215	44	6	1.46
Volkmar Gross, San Diego/Minnesota	24	2132	137	38	6	1.604
Kevin Keelan, New England	25	2242	133	40	6	1.6057
Colin Boulton, Los Angeles/Tulsa	30	2746	109	49	7	1.6059
Tino Lettieri, Minnesota	16	1378	95	25	2	1.63

(Goalkeepers need 1350 minutes to qualify)    SO=shutouts



## 1979 AWARD WINNERS

Most Valuable Player -- Johan Cruyff, Los Angeles

Coach of the Year -- Timo Liekoski, Houston

Offensive Player of the Year -- Johan Cruyff, Los Angeles

Defensive Player of the Year -- John Dempsey, Philadelphia; Nick Mijatovic, Rochester

Rookie of the Year -- Larry Hulcer, Los Angeles

Top Scorer -- Oscar Fabbiani, Tampa Bay

Top Goalkeeper -- Phil Parkes, Vancouver

Top North American Player -- Rick Davis, New York

Goal of the Year -- Oscar Fabbiani, Tampa Bay

### NASL ALL-STAR TEAM

---

#### First Team

Goalkeeper	Phil Parkes, Vancouver*
Defender	Carlos Alberto, New York*
Defender	Bruce Wilson, Chicago
Defender	Wim Rijsbergen, New York
Defender	Mike Connell, Tampa Bay
Midfielder	Franz Beckenbauer, New York*
Midfielder	Johan Neeskens, New York
Midfielder	Ace Ntsoelengoe, Minnesota
Forward	Johan Cruyff, Los Angeles*
Forward	Trevor Francis, Detroit
Forward	Giorgio Chinaglia, New York

#### Second Team

Paul Hammond, Houston
Marinho, New York
John Gorman, Tampa Bay
Mihalj Keri, Los Angeles
Bob Lenarduzzi, Vancouver
Teofilo Cubillas, Ft. Lauderdale
Vladislav Bogicevic, New York
Alan Ball, Vancouver
Oscar Fabbiani, Tampa Bay
Karl-Heinz Granitza, Chicago
Gerd Mueller, Ft. Lauderdale

#### Honorable Mention

Goalkeeper	Alan Mayer, San Diego
Defender	Steve Litt, Minnesota
Defender	Bobby Smith, San Diego
Defender	Willem Suurbier, Los Angeles
Defender	Artur, New England
Midfielder	Rodney Marsh, Tampa Bay
Midfielder	Alan Hudson, Seattle
Midfielder	Gerry Daly, New England
Forward	Jorgen Kristensen, Chicago
Forward	Steve Wegerle, Tampa Bay
Forward	Dennis Tueart, New York

\* indicates highest vote-getter at their position



## PLAYOFF RECORDS THROUGH 1978

### INDIVIDUAL RECORDS

Most total points, career - 32 - Giorgio Chinaglia, New York

Most points, one season - 20 - Giorgio Chinaglia, New York 1977

Most points, one game - 10 - Alan Willey, Minnesota (vs. New York 8/14/78; 5 goals)

Most points, one half - 8 - Alan Willey, Minnesota (vs. New York 8/14/78; 4 goals)

Most goals, career - 14 - Giorgio Chinaglia, New York

Most goals, one season - 9 - Giorgio Chinaglia, New York 1977

Most goals, one game - 5 - Alan Willey, Minnesota (vs. New York 8/14/78)

Earliest goal - 0:52 - Charlie George, Minnesota (vs. New York 8/14/78)

Latest goal - 176:00 - Carlos Metidieri, Rochester (vs. Dallas 9/1/71)

Shortest time to score two goals - 5:37 - Alan Willey, Minnesota (vs. New York 8/14/78)

Most assists, career - 11 - Steve Hunt, New York

Most assists, one season - 7 - Steve Hunt, New York 1977

Most assists, one game - 3 - held by many

### GOALKEEPER RECORDS

Most goals allowed, career - 18 - Ken Cooper, Dallas

Most goals allowed, one season - 8 - Gordon Banks, Ft. Lauderdale 1977; Winston DuBose, Tampa Bay 1978

Most goals allowed, one game - 8 - Gordon Banks, Ft. Lauderdale (vs. New York 8/14/77); Jack Brand, New York (vs. Minnesota 8/14/78)

Best goals against average, season - 0.00 - Bob Rigby, Philadelphia 1973 (2 games); Paul Hammond, Tampa Bay 1975 (3 games)

Best goals against average, career (270 min. minimum) - 0.75 - Paul Hammond, Tampa Bay (3 goals, 360 min.)

Most shutouts, career - 5 - Jack Brand, Rochester/New York

Fewest goals allowed, season - 0 - Bob Rigby, Philadelphia 1973; Paul Hammond, Tampa Bay 1975

Most saves, one game - 17 - Jerry Sularz, New York (vs. Dallas 8/15/73)

Fewest saves, one game - 1 - Jack Brand, Rochester (vs. Toronto 8/13/77; vs. New York 8/22/77)



Fewest saves, one game, both teams - 4 - Dallas (Ken Cooper, 2) vs. Los Angeles (Bill Mishalow, 2); San Jose (Mike Hewitt, 2) vs. Los Angeles (Bob Rigby, 2)

#### TEAM RECORDS

Most playoff games won - 14 - New York ( 2 in '72; 1 in '76; 6 in '77; 5 in '78)

Best winning percentage - 1.000 - Philadelphia (2 wins in 2 games)

Lowest winning percentage - .250 - San Jose (1 win in 4 games)

Most playoff games participated in - 19 - New York

#### TEAM OFFENSIVE RECORDS

Most goals scored - 48 - New York

Highest average goals per game - 2.50 - New York

Most goals, game - 9 - Minnesota (vs. New York 8/14/78)

Most goals, one game, two teams - 11 - New York 8 vs. Ft. Lauderdale 3, 8/14/77  
Minnesota 9 vs. New York 2, 8/14/78

Most games scoring at least one goal - 16 - New York

Shortest time to score two goals - 0:41 - Maurice Whittle & David Irving, Ft. Lauderdale  
(vs. Tampa Bay 8/20/78)

Shortest time to score three goals - 3:29 - Miro Rys, Des Backos, Charlie Cooke, Los Angeles (vs. Dallas 8/17/77)

Most penalty kick goals - 1 - held by many

Fewest shots, one game - 6 - San Jose (vs. Minnesota 8/25/76); Toronto (vs. Vancouver 8/9/77)

Fewest shots, one game, both teams - 21 - Minnesota (15) vs. San Jose (6), 8/25/76

Most shots, one game, both teams - 55 - New York (31) vs. Ft. Lauderdale (24), 8/17/77;  
New York (29) vs. Seattle (26), 8/28/77

Most games held scoreless - 5 - Toronto

#### TEAM DEFENSIVE RECORDS

Most goals allowed - 28 - New York

Most games held opposition scoreless - 6 - New York

Most games held opposition to one goal or less - 13 - New York

Most goals allowed, one season - 12 - New York 1978

Most goals allowed, one game - 9 - New York (vs. Minnesota 8/14/78)



#### NASL TIEBREAKER PROCEDURE--THE SHOOTOUT

NASL games which are tied at the end of regulation play will be extended by 15 minutes of sudden death overtime (two 7½ minute periods). A flip of a coin will decide which team will kick off. The first team to score a goal, either from the field or by a penalty kick wins the game.

If the game remains tied at the end of the second overtime period, the outcome will be decided by The Shootout which involves players on each team challenging the opposing goalkeeper in a one-on-one situation.

The visiting team will kick first and each team will take five chances in alternate order. Attacking players will start with the ball on the 35-yard line and must take their shot within five seconds. Goalkeepers have no movement restrictions within the five second period in accordance within normal rules of play.

The kicks shall be ended when one team has achieved an insurmountable advantage, such as scoring on its first three kicks while their opponents miss their first three.

If the teams remain tied after the prescribed five attempts, they shall continue to take alternate kicks until one has scored more than the other after an equal number of attempts. Only players in the game at the end of the overtime period shall be eligible to take such kicks. Goalkeepers shall not take kicks. No player may take a second kick until all other eligible members of his team have done so, at which time they shall continue in any order the team may wish, i.e., they do not have to kick in the same rotation.



