

HOUSTON TEXANS

2009 MEDIA GUIDE





TEXANS STAFF DIRECTORY

EXECUTIVE MANAGEMENT

Robert C. McNair	Chairman, Chief Executive Officer
Philip Burguières	Vice Chairman
Cal McNair	Vice Chairman
Gary Kubiak	Head Coach
Rick Smith	General Manager
Jamey Rootes	President
Scott Schwinger	Senior Vice President, Treasurer and Chief Financial Officer
Suzie Thomas	Senior Vice President, General Counsel and Chief Administrative Officer
Marilan Logan	Vice President and Controller
Ryan Reichert	Vice President, Security
John Schriever	Vice President, Ticketing and Event Management
John Vidalin	Vice President, Sales and Marketing
Greg Watson	Vice President, Finance
Tony Wyllie	Vice President, Communications

EXECUTIVE ASSISTANTS

Becky Virtue	Executive Assistant to Robert C. McNair
Georgie Jozwiak	Executive Assistant to Philip Burguières
Kim Phillips	Executive Assistant to Gary Kubiak
Rita Daniels	Executive Assistant to Rick Smith
Bonny Marshall	Executive Assistant to Jamey Rootes
Lydia Launey	Executive Assistant to Scott Schwinger
Sue Anna O'Hara	Executive Assistant to Suzie Thomas/Office Services Administrator
Susie Galvan	Administrative Assistant, Chairman's Office

FOOTBALL OPERATIONS

Gary Kubiak	Head Coach
Alex Gibbs	Assistant Head Coach/Offense
Bill Kollar	Assistant Head Coach/Defensive Line
Frank Bush	Defensive Coordinator
Kyle Shanahan	Offensive Coordinator/Quarterbacks
Joe Marciano	Special Teams Coordinator
Ray Rhodes	Senior Defensive Assistant
John Benton	Offensive Line Coach
David Gibbs	Defensive Backs Coach
Chick Harris	Running Backs Coach
Johnny Holland	Linebackers Coach
Larry Kirksey	Wide Receivers Coach
Brian Pariani	Tight Ends Coach
Frank Pollack	Assistant Defensive Line Coach
Robert Saleh	Assistant Linebackers Coach
Perry Carter	Defensive Assistant
Matt LaFleur	Offensive Assistant
Bruce Matthews	Offensive Assistant
Ray Wright	Head Strength and Conditioning Coach

TEXANS STAFF DIRECTORY



Matt Schiotz	Assistant Strength and Conditioning Coach
Torre Becton	Strength and Conditioning Assistant
Everett Coleman	Strength and Conditioning Assistant
Brian Gardner	Director of Pro Personnel
Bobby Grier	Associate Director of Pro Personnel
Brandon Hunt	Pro Personnel
Kevin Murphy	Pro Personnel
Dale Strahm	Director of College Scouting
Mike Maccagnan	College Scouting Coordinator
Bob Beers	College Scout
Jon Carr	College Scout
Ryan Cavanaugh	College Scout
Ed Lambert	College Scout
Mike Martin	College Scout
Bob Merritt	College Scout
Nathan Trott	College Scout
Geoff Kaplan	Head Athletic Trainer/Director of Sports Medicine
Roland Ramirez	Assistant Athletic Trainer/Coordinator of Rehabilitation
Jon Ishop	Assistant Athletic Trainer
Jay Brunetti	Director of Equipment Services
Christian Snell	Equipment Services Assistant
Mike Parson	Equipment Services Assistant
Joe Malota	Director of Video Operations
Bob Ford	Assistant Director of Video Operations
Sean Washington	Director of Player Development
Chris Olsen	Director of Football Administration
Kevin Krajcovic	Football Administration Analyst
Don Zullick	Football Administration Coordinator
Lloyd Richards	Director of Football Operations
Doug West	Football Operations Manager
Amber Davies	Administrative Assistant, Pro and College Scouting
Mari Jo Kohler	Administrative Assistant, College Scouting
Susan Wilbanks	Administrative Assistant, Football Operations
Dr. Walter Lowe	Team Physician
Dr. David Lintner	Team Orthopedist
Dr. James Muntz	Team Internist
Dr. David Braunreiter	Team Internist
Dr. William Spangler	Team Emergency Physician
Dr. Tom O'Brien	Team Dentist
Dr. Dana Harper	Team Chiropractor
Roberta Anding	Team Dietitian
Joni Honn	Team Massage Therapist
Greg Tyler	Team Pastor



TEXANS STAFF DIRECTORY

SALES & MARKETING

April Beasley	Director of Client Services and Events
Greg Grissom	Director of Corporate Development
Melissa Rentz	Director of Advertising and Branding
Nick Schenck	Director of Media Products
Alto Gary	Cheerleader Programs Manager
Gavin Gehrt	Senior Producer
Preston Hill	Corporate Development Manager
Brooke Bentley	Media Products Coordinator
Adam Bruchas	Promotions Coordinator
Lance Cavazos	Marketing Events Coordinator
Jonathan Frost	Mascot Coordinator
Brian George	Corporate Development Representative
Casey Harbich	Marketing Events Coordinator
Laura Heidbreder	Graphic Designer
Cara Hickman	Design Project Coordinator
Glen Oskin	Client Services Coordinator
Lindsey Pickard	Client Services Coordinator
Nick Scurfield	Publications Coordinator
Austen Smith	Corporate Development Event Coordinator
Daniel Velasco	Regional and Hispanic Marketing Coordinator
Sharon Boschi	Administrative Assistant, Sales and Marketing
Lamar Burkhalter	Pep Band Director

COMMUNICATIONS

Kevin Cooper	Director of Public Relations
Zac Emmons	Public Relations Manager
Risa Hall	Community Relations Manager
Janess Sayle	Foundation Manager
Kandyace Mayberry	Community Development Coordinator
Sybil Scott	Administrative Assistant, Communications

TICKETING & EVENT MANAGEMENT

Derek Beeman	Director of Ticket Sales
Diane Crossey	Director of Event Services
Brian Varnadoe	Director of Premium Seating
Ted Dickerson	Traffic and Parking Services Manager
Shari Rainey	Luxury Suite Service Manager
Trey Young	Ticket Services Manager
Holly Daigle	Event Services Coordinator
Amanda Goldstein	Club Seat Coordinator
Jason Potter	Account Executive, Suite Sales
Erin Fortney	Premium Seating Sales and Service Representative
Katie Cordes	Customer Service Representative
Hoffie Ferreira	Customer Service Representative
Kathryn Iribarren	Customer Service Representative

TEXANS STAFF DIRECTORY



Matt McKee	Customer Service Representative
Warren Caguioa	Ticket Sales Representative
Taurean Curry	Ticket Sales Representative
Reyna Gonzalez	Ticket Sales Representative
Chris Gregg	Ticket Sales Representative
Ross Grimes	Ticket Sales Representative
Mark Jones	Ticket Sales Representative
Courtney Neal	Ticket Sales Representative
Adam Smith	Ticket Sales Representative
Jason Sprague	Ticket Sales Representative

ACCOUNTING

Jan Kelly	Risk Manager
Jon Southern	Assistant Treasurer
Tamala Theeck	Director of Accounting
Lauren Lister	Senior Accountant
Lisa Ruiz	Payroll Manager
Alice Winn	Staff Accountant
Courtney Galleher	Accounts Payable Specialist
Cheryl Moffett	Administrative Assistant, Accounting

LEGAL

Greg Kondritz	Corporate Counsel
---------------	-------------------

INFORMATION TECHNOLOGY

Jeff Schmitz	Director of Information Technology
John Sanchez	Information Technology Manager
Mike Major	Network Engineer
Anthony Shade	Network Administrator
Nelson Peña	Information Technology Support Analyst

ADMINISTRATIVE STAFF

Glenda Morrison	Director of Human Resources
Robin Smith	Employee Benefits Manager
Emily Keever	Human Resources Coordinator
Marvin Dave	Office Services Coordinator
Jeff Clarke	Office Services, Ridgway's
Kristina Humiston	Investor Relations Liaison
Carol Adatto Nelson	Team Travel Consultant, Carlson Wagonlit Travel



ROBERT C. McNAIR

*Founder, Chairman and
Chief Executive Officer*



Robert C. McNair, a leading businessman, sportsman and philanthropist in the city of Houston for more than 40 years, is the founder, chairman and chief executive officer of the Houston Texans. McNair is perhaps best known in the business community as the founder of Cogen Technologies, which was sold in 1999. Cogen was the largest privately-owned cogeneration company in the world, with aggregate capacity of 1,400 megawatts.

McNair serves as chairman and chief executive officer of The McNair Group, headquartered in Houston, Texas, where he oversees an investment portfolio that includes interests in three cogeneration plants in the eastern United States. McNair owns Palmetto Partners, Ltd., and RCM Financial Services, L.P., private investment entities that manage the McNairs' private and public equity investments, and is a member of the Texas Business Hall of Fame.

Committed to bringing a National Football League team to Houston, McNair formed Houston NFL Holdings in 1998. On October 6, 1999, the NFL announced that the 32nd NFL franchise had been awarded to McNair, returning football to the city of Houston in the year 2002 and Super Bowl XXXVIII in 2004.

The Houston Texans finished the 2008 campaign with their second consecutive 8-8 season. The 16 wins over two seasons are the most in team history. The Texans finished the season with four wins in the month of December to set a team record for wins in a month. Houston won five of its last six games which included the team's first four-game winning streak. Houston began the season with three consecutive road games, becoming the first team since 2001 to start the home portion of their season in October. The Texans started the year 0-4, but managed to finish 8-4 over the last 12 weeks becoming the 10th team in NFL history to start 0-4 or worse and finish .500 or better.

McNair is actively involved in NFL affairs serving as chairman of the Investment Committee, and is a member of the Audit, Finance, Stadium and Expansion committees.

McNair is chairman emeritus of the board of directors of The Texas Bowl, Inc. which brought the inaugural

Texas Bowl game to Reliant Stadium on December 28, 2006. In 2007 TCU and the University of Houston played in front of 62,097 fans, the largest bowl crowd ever at Reliant Stadium and the third-largest bowl crowd in Houston's history. The 2008 Texas Bowl featured the home-town favorite Rice Owls versus the Western Michigan Broncos. The Owls came away with their first bowl victory in 50 years in front of 58,880 fans which made the Texas Bowl the seventh largest non-BCS bowl game in the country. Annual Texas Bowl games feature teams from the Big 12 and Conference USA.

Stonerside Stable, a major thoroughbred horse farm in Kentucky, is also among McNair's successes. A 1,947-acre thoroughbred horse farm and racing stable, Stonerside is home to more than 250 racehorses, broodmares, yearlings and weanlings. Since its inception in 1994, Stonerside has won 72 Graded Stakes races including Grade I wins in the Belmont, Breeders Cup Mile, the Travers, the Haskell, the Hollywood Gold Cup, the Cigar Mile, the Carter, the Swaps, the Wood Memorial, the Matriarch and the Oak Leaf Stakes. Stonerside also has finished second and third in the Kentucky Derby and was the co-breeder of Fusaichi Pegasus, winner of the Derby. Stonerside also bred the 2008 winner of the Breeder's Cup Classic, Ravens Pass; and Midshipman, the winner of the 2008 Breeder's Cup Juvenile. In October 2008 McNair sold Stonerside Farm and Racing Stable to Sheik Mohammed, the ruler of Dubai.

McNair is Chairman of the McNair Foundation and the Houston Texans Foundation. The McNair Foundation was honored as the 2003 Outstanding Philanthropic Foundation by the Association of Fundraising Professionals, and in November 2004, the Foundation was honored by the Houston Independent School District Partnership with a Hall of Fame Award. In May 2008 Young Audiences of Houston honored McNair Foundation with its Community Impact Award.

The McNairs have given generously to a wide array of charitable, scientific, literary, educational and religious organizations through the Robert and Janice McNair Foundation. Major support has been given to scholarship programs at Baylor College of Medicine's



EXECUTIVES

MD/PhD Program, the University of South Carolina, Columbia College, Austin College, Virginia Tech and Houston Community College. Educational initiatives supported include the HISD Fine Arts Program, Project GRAD, Teach for America, Neuhaus Education Center and local schools. Contributions to the community include the McNair Asian Elephant Habitat at the Houston Zoo, the jogging trail at Discovery Green, Equestrian Center for the San Jacinto Girl Scouts, McNair Cub Scout Adventure World, the Computer Training Center Room for the United Way and sponsorship of community outreach programs for the Houston Symphony and Houston Grand Opera. The McNairs turned their philanthropic focus to medical research in 2007 and gave a transformational gift to Baylor College of Medicine to fund the McNair Scholars Program which will recruit top physicians/scientists in the fields of juvenile diabetes, breast and pancreatic cancer and the neurosciences. Additional McNair Scholars Programs were established at M.D. Anderson, Menninger Clinic, Texas Children's Hospital and Texas Heart Institute.

McNair is the recipient of many awards, including the Anti-Defamation League's Torch of Liberty Award, the Northwood University Outstanding Business Leader Award, the Association for Private Enterprise Education's Herman W. Lay Memorial Award, the Distinguished American Award from the Houston Chapter of the National Football Foundation, the Distinguished Citizen Award from the Rotary Club of Houston, the South Main Center Association City Builder Award, the Houston Advertising Federation Annual Trailblazer Award recognizing him for significantly enhancing the overall image of Houston both locally and globally, the Distinguished Citizen Award from the Sam Houston Area Council of the Boy Scouts of America, The Denton A. Cooley Leadership Award from the Texas Heart Institute, the Freedoms Foundation at Valley Forge National Award for Outstanding Patriotism, Responsible Citizenship and Community Involvement and the Fellowship of Christian Athletes President & Mrs. George H. W. Bush Community Impact Award. In June 2005, Rice University announced that the newest building on the campus, the 167,000-square-foot home of the Jesse H. Jones Graduate School of Management, had been officially named Janice and Robert McNair Hall by the Rice Board of Trustees. In January 2006, the McNairs were the recipients of the Texas Association of Partners in Education Award for the Texas Outstanding Sports Partnership. In October 2007, the Baylor College of Medicine bestowed their first Pink Ribbon Hero Award for Ambassadorship on the McNairs for their support of past Pink Ribbon Houses and for their commitment to the fight against cancer. In April 2009 the

McNairs were honored at the annual KIPP Academy dinner as devoted supporters of education for inner city and underprivileged youth. In May 2009 McNair was named Entrepreneur of the Decade by the Houston Technology Center. McNair also is a founder of the Cotswold project, a revitalization project focused on downtown Houston.

McNair is a current or past member of the Boards of Trustees of a number of institutions, including Rice University, Baylor College of Medicine, the Museum of Fine Arts, Houston Grand Opera, the Greater Houston Partnership, the Greater Houston Convention and Visitors Bureau, the Free Enterprise Institute, the Sigma Chi Foundation and the Federal Reserve Banks of Dallas and Houston.

Born in Tampa, Florida, McNair has been a resident of Houston since 1960. He graduated from the University of South Carolina in Columbia in 1958 with a bachelor of science degree. In 1999, McNair received an honorary doctor of humane letters degree from the University of South Carolina.



EXECUTIVES



PHILIP BURGUIÈRES

Vice Chairman

Philip Burguières, one of Houston's most innovative leaders, serves as vice chairman of the Houston Texans.


Burguières also serves as chairman and CEO of EMC Holdings, an investment management company specializing in the oil service industry. Additionally, he serves as chairman emeritus of Weatherford International, an international energy company. Until 1996, Burguières was Weatherford International's chairman and chief executive officer. Prior to joining Weatherford, Burguières was Chairman, President and Chief Executive Officer of Panhandle Eastern Corporation and Cameron Iron Works, Inc. During his career in the energy industry he was named CEO of the year three times by Financial World Magazine.

Burguières is the current vice chairman of the Menninger Clinic and serves on Baylor College of Medicine Board of Trustees and the Executive Committee of M. D. Anderson Cancer Center. In 2005, he received the Woodrow Wilson Corporate Citizenship Award from the Smithsonian Institute, was the 2003 recipient of the Mental Health America's William Styron Award, and in May of 2000 was awarded the Ima Hogg Award from the Mental Health America of Greater Houston.

He is a Director of Bridges to Life, Catholic Charities, Mental Health America and the Texas Heart Institute.

He is on the boards of directors at FMC Technologies, Inc., and Newfield Exploration Company. He also serves as chairman of the board of directors of The J.M. Burguières Co., Ltd. (a family-owned company). He is a member of the National Petroleum Council, the World's President's Organization, is past president of the Petroleum Club of Houston, the Petroleum Equipment Suppliers Association; past chairman of the National Ocean Industries Association.

A native of Franklin, La., he graduated with a bachelor's of science degree in mechanical engineering from the University of Louisiana, where a Chair in the engineering department has been named in his honor. He was a recipient of his alma mater's Outstanding Alumni Award in 1992. He served in the U.S. Navy for four years during the Vietnam era, reaching the rank of Lieutenant. Burguières received his master's in business administration from the University of Pennsylvania's Wharton School of Business.





EXECUTIVES

D. CAL McNAIR

Vice Chairman

D. Cal McNair was named vice chairman of the Houston Texans in January 2008. He has been a Limited Partner of the Texans since 2001. McNair also serves as the vice chairman of Palmetto Partners, Ltd., the private equity investing arm of The McNair Group.

McNair has been actively involved with the football operations of the Texans franchise since its inception and attends NFL meetings as part of team management. He served on the search committee in the process of hiring head coach Gary Kubiak and general manager Rick Smith during the 2006 offseason.

Prior to 2001, McNair worked at Cogen Technologies for 11 years. In 1987, he was hired as one of the company's first employees. After beginning his tenure with Cogen as an administrative assistant, McNair eventually helped to oversee the construction of several major power plants in the eastern United States, managing those assets in the areas of financial analysis and project management.

McNair is a member of the board of trustees of The Robert and Janice McNair Foundation, as well as the Robert and Janice McNair Educational Foundation. He is a director and vice president of the Houston Texans Foundation, a member of the United Way's prestigious Alexis de Tocqueville Society and a current or past member of the Houston Zoo Board, the Fort Worth Zoo Board and the All Saints Episcopal School Board in Fort Worth.

McNair attended the University of Texas at Austin, where he was a four-year member of the Longhorn football team. He earned a master of business administration degree from the Rice University Jesse H. Jones Graduate School of Management.

Born in Houston, McNair attended Cypress- Fairbanks High School.



LIMITED PARTNERS



Kirbyjon H. Caldwell
Senior Pastor
Windsor Village United
Methodist Church



Charles W. Duncan Jr.
Chairman
Duncan Interests
Former Secretary
U.S. Department of Energy
Former President
The Coca-Cola Company



Harry Gee, Jr.
Principal
Law Office of Harry Gee &
Associates
Board Certified
Immigration and
Nationality Law



E. Javier Loya
Chairman and CEO
OTC Global Holdings LP



Kay M. Onstead
President
Onstead Holdings, LLC



Fayez Sarofim
President and Chairman
of the Board
Fayez Sarofim & Co.



Joseph W. Sutton
Chairman and CEO
Sutton Ventures Group, LLC



Chuck Watson
Chairman
CLW Investments, Inc. and
Wincrest Ventures



EXECUTIVES

RICK SMITH

General Manager

14th NFL Season • 4th with Texans

Rick Smith enters his fourth season as Texans general manager after being named to the post on June 5, 2006. The Texans have accumulated 22 wins over the three seasons since 2006, giving him the most wins for a general manager in Texans history. Houston has posted 16 wins over the last two seasons, which ranks fifth-most among AFC teams.

As general manager, Smith oversees all aspects of football operations, salary cap management and budgeting. He works closely with the coaching and scouting staffs to build the club roster via free agency as well as overseeing the annual college draft.

Smith has assembled a front office staff that has the Texans pointed towards sustained success in the NFL. Smith has established himself as a prominent voice around the league in his three years at the helm with the Texans. Smith was honored with the Tank Younger Award in 2008 presented annually by the Fritz Pollard Alliance for outstanding work in an NFL front office. Smith was an original member of the General Managers Advisory Committee that provides advice and other feedback to the NFL Football Operations department on the integrity of the game, expansion of technology and other ways to improve the game before being appointed to the NFL's prestigious eight-man Competition Committee by NFL Commissioner Roger Goodell on December 5, 2008.

In 2008 the Texans had to overcome the devastation of Hurricane Ike, which ravaged the Gulf Coast region during Week 2 of the NFL season. Smith and his staff were forced to keep the Texans moving forward during this difficult time, adjusting schedules, stadium repairs and changing travel plans during the regular season. Despite the 0-4 start the Texans earned their second consecutive 8-8 seasons by winning eight of their final 12 games. The Texans became the tenth team in NFL history to start a season 0-4 and finish at .500 or better.

Smith has assembled a team that has closed the season by winning seven out of nine games in the month of December over the last two seasons, the fourth-most in the NFL. In his first big move as general manager Smith acquired QB Matt Schaub via trade from the Atlanta Falcons during the 2007 offseason. Schaub has paid off by posting a 90.3 QB rating and ranks fourth in

the NFL with a 66.2 completion percentage since arriving in Houston. Schaub led the NFL in passing yards in December in 2008 with 1,281 yards and had a 95.2 QB rating while guiding Houston to a 4-1 record in December. Houston's four wins were the most wins in team history in a month.

Ever since his arrival, Smith's main philosophy has been to build through the draft. The Texans drafted DT Amobi Okoye in the first round of Smith's initial draft as general manager in 2007. Okoye started 14 games as a rookie and was named the NFL's defensive rookie of the month in September 2007 when he set a Texans record for sacks in a month with four. During his career, Okoye has appeared in 30 games with 26 starts. In the third round that year, the Texans drafted WR Jacoby Jones who is the only player in Texans history to return multiple punts for touchdowns in a single season, returning a pair for scores in 2008. CB Fred Bennett, the team's fourth round selection in 2007, leads the team with five interceptions over the past two seasons.

Smith executed a trade to move back eight spots in the first round of the 2008 draft to select LT Duane Brown with the 26th pick and picked up additional third and sixth round picks where Houston found value. Brown became the first rookie to start all 16 games on the Texans offensive line since G Chester Pitts accomplished the feat in 2002. With the additional pick in the third round, Smith selected RB Steve Slaton, who re-wrote the Texans rushing records. He became the first Texan to lead all rookies in rushing by accumulating 1,282 yards, became the first to rush for 100-yards in three consecutive games and led the AFC in yards from scrimmage with 1,659. Slaton led the NFL with 687 yards from scrimmage in December en route to being named the NFL Rookie of the Month. Slaton and Okoye are the only teammates drafted over the last two years to be awarded with the honor.

This offseason, the Texans acquired DE Antonio Smith from the NFC Champion Arizona Cardinals to balance the Texans defensive front four. Last year, the 27-year-old Smith played in all 16 games and started 10 for the NFC Champion Cardinals and recorded 31 tackles and 3.5 sacks. Smith started three of the Cardinals' four playoff games, including Super Bowl XLII, and notched eight tackles (seven solos), a sack, a forced fumble and



a fumble recovery.

The Texans added an additional fourth round draft pick when they dealt QB Sage Rosenfels to the Minnesota Vikings. Houston signed QB Dan Orlovsky as their primary backup from the Detroit Lions. Orlovsky spent the first four seasons of his career with the Detroit Lions. He has completed 150-of-272 career pass attempts for 1,679 yards with eight touchdowns and eight interceptions. He has appeared in 12 games with seven starts in his career.

In the 2009 Draft, Smith greatly improved the Texans defense using the team's first two selections on LB Brian Cushing and DE Connor Barwin. Cushing, the team's first-round selection, was a consensus first team All-American from USC. He started 38 of 44 games for the Trojans, finishing his career with 178 tackles (101 solos) that included 8.5 quarterback sacks for minus-57 yards, 27.0 stops for losses totaling 106 yards and two pressures, intercepted one pass, deflected 12 others and blocked two punts.

Barwin was selected in the second round and is a versatile athlete who made a successful transition to defensive end from tight end during his senior year at Cincinnati. He recorded 53 tackles (27 solos) and led the team and Big East while ranking tied for seventh in the nation with 12.0 sacks for minus 74-yards. His 12.0 sacks rank third on the school season-record list.

In his former role with the Broncos, Smith was responsible for evaluating players from around the NFL, as well as those in NFL Europe, the Canadian Football League, the Arena Football League and other professional leagues. He also played a central role in the club's preparation for the college draft and was one of the Broncos' primary negotiators for player contracts.

With Smith heading the pro personnel department, the Broncos posted the league's fifth-best regular-season record from 2000-05, going 61-35 (.635). The 61 wins were the most of any AFC West team over that span, 10 more than the next closest team, Kansas City. Not surprisingly, Denver was one of only four teams in the NFL to reach the playoffs each season from 2003-05.

Before moving into the front office, Smith spent four years as the Broncos' assistant defensive backs coach and earned two Super Bowl rings while helping guide a unit that consistently ranked as one of the league's best. The team won more games from 1996-98 (46) than any club in NFL history over a three-year period.

Smith joined the Broncos on April 3, 1996, following a two-year stint as defensive backs coach at his alma mater, Purdue University. He left Purdue in February to accept a coaching position at TCU but spent just one month at the school before being hired by the Broncos.

A 1992 graduate of Purdue, Smith began his coaching career with the Boilermakers shortly after his graduation, serving as the school's assistant strength and conditioning coordinator as a grad assistant. After serving as the team's tight ends coach for one season, Smith was hired as the secondary coach, becoming the youngest position coach in the Big Ten Conference at the time at the age of 24.

Smith was a starter at strong safety and defensive captain for Purdue as a senior in 1991. A native of Petersburg, Va., he attended Meadowdale High School in Dayton, Ohio. Smith also is a member of the Fellowship of Christian Athletes.

Smith and his wife, Tiffany, live in Houston with son Robert LaMar and daughter Avery Jordan.

JAMEY ROOTES

President

10th NFL Season • 10th with Texans

Jamey Rootes serves as president of the Houston Texans and is responsible for all business functions of the club.

Since joining the Texans, Rootes has overseen the team's efforts to secure stadium naming rights and sponsorship, coordinated radio and TV broadcasting relationships, engineered the club's successful ticket and suite sales campaigns, led the creation and launch

of the team's identity, and developed the team's highly-acclaimed customer service strategy.

Under Rootes' leadership the Texans have earned many distinctions, including the American Marketing Association's "Crystal Award" for the best overall marketing campaign. J.D. Power & Associates recognized the team for providing the best fan experience in the NFL and even featured the Texans as a service suc-



EXECUTIVES

cess story in their book entitled "Satisfaction." Also, the Texans were recognized with *Sports Business Journal's* PRISM Award, which is given annually to the top major league professional sports team based on business excellence criteria. In 2003, the Texans were also named by *Sports Business Journal* as the best sports start-up over a five-year period. In 2008, the Texans extended their sell-out streak to 70 consecutive home games, a Houston NFL record and a testament to the quality of service and entertainment provided by the organization on gameday. As a result, the Texans have consistently been recognized as one of the most valuable professional sports franchises both in the NFL and globally, as measured by a variety of business publications.

Rootes was selected twice by *Sports Business Journal* as a member of their distinguished "Forty Under 40" list of leading sports executives. Rootes maintains an active role in the community and serves on a number of boards, including the Greater Houston Partnership, the United Way of Greater Houston, the Houston Food Bank and the Greater Houston Convention and Visitors Bureau.

Prior to joining the Houston Texans, Rootes helped to launch Major League Soccer as president and general manager of the Columbus Crew. During his tenure, the Crew was consistently among the league's strongest teams both on and off the field, and Rootes was recognized as Executive of the Year in 1996 and Marketing Executive of the Year in 1999. Rootes helped lead the construction of Crew Stadium in 1999, which was the first stadium of its type in America. This facility earned distinction as America's Foremost Sports Facility of the Year and led to the development of numerous soccer-specific stadiums across the United States over the past decade.

A native of Stone Mountain, Ga., Rootes attended Clemson University and was a member of the Tigers' soccer team that captured two NCAA titles and served as Student Body President. While earning an MBA at Indiana University, he served as an assistant soccer coach for the Hoosiers. Rootes previously held positions at IBM and Procter & Gamble before entering sports. Rootes lives in West University with his wife, Melissa, and their children, Christopher and Caroline.



SCOTT E. SCHWINGER

Senior Vice President, Treasurer and Chief Financial Officer
10th NFL Season • 10th with Texans

Scott Schwinger serves as President of the McNair Group and as Chief Financial Officer for the Texans. He was promoted to his current position in May 2001.

For the past 15 years, Schwinger has held positions with various companies owned, directly or indirectly, by Robert C. McNair, including president of Palmetto Partners Ltd. and RCM Financial Services, L.P., and vice president for Cogen Technologies, an independent power company. In his role as president of RCM Management Services L.P., he oversees the investment and management activities for the McNair Group of companies which include portfolios of public and private equities and certain operating companies. Schwinger also serves as managing director of EMC Holdings, L.L.C., a private energy investment fund.

Schwinger oversees a staff of more than 30 and is responsible for the financial reporting, budgeting, cash management, risk management, management infor-

mation systems and all debt and equity financings of the Texans and the other McNair Group companies. He provided the financial analysis support beginning in 1998 to bring professional football back to Houston. Schwinger also served on the Houston Super Bowl XXXVIII Host Committee, Inc. In addition, he provides strategic and investment management oversight, venture capital due diligence, and negotiates deal structuring for all McNair Group companies.

Since the award of the team in 1999, Schwinger has successfully coordinated and structured debt financings totaling \$675 million, one of the largest and most successful series of financings to date for a professional sports team.

Schwinger received a Bachelor of Arts in mathematics from Vanderbilt University and a Master's of Business Administration from the University of Texas at Austin. In the community, he serves on the boards of the YES

Prep Public Schools, The Make-A-Wish Foundation and The Endowment Fund. He and his wife, Becca,

both native Houstonians, are the parents of sons Corbin and Charley and daughter Cara.

SUZIE THOMAS

**Senior Vice President, General Counsel and
Chief Administrative Officer**
10th NFL Season • 10th with Texans

Suzie Thomas joined the Houston Texans and the McNair Group in March 2000. She oversees the legal, human resources and business administration functions for both groups and holds positions with various other entities in The McNair Group.

Thomas previously served as general counsel and vice president of Human Resources of Corporate Brand Foods America, Inc., a meat processing business that was subsequently purchased by Tyson Foods. Prior to CBFA, Thomas spent 16 years at Weatherford International, Inc., an international energy service and manufacturing company, the last 12 years as senior vice president and general counsel. She started her legal career as an associate attorney at Baker Botts, L.L.P. in Houston.

Thomas earned her law degree from the University of Houston's Bates College of Law and her undergraduate degree in Spanish from the University of Texas. Thomas is a member of the American Bar Association and the State Bar of Texas, where she served as Chair of the Corporate Counsel Section from 1994-95. Thomas also serves as a director and executive committee member of and general counsel to Child Advocates, Inc. Thomas received the 2004 University of Houston Law Center's Corporate Sector Award and the 2005 Houston Business Journal Award for Best General Counsel with a staff of two to ten.

Ms. Thomas resides in Houston.

MARILAN LOGAN

Vice President and Controller
30th NFL Season • 10th with Texans

Marilan Logan joined the Texans as the team's controller in February 2000 and was promoted to vice president in April 2007. She is responsible for maintaining the team's financial records.

Logan came to the Texans after serving as controller/treasurer for the Houston Aeros Hockey Club, Aerodromes Ice Rinks, and Houston Aeros Foundation for two seasons.

Prior to joining the Houston Aeros, Logan was the controller for the Houston Oilers (now Tennessee Titans) from 1978-97. Her responsibilities included accounting for player contracts, maintaining the club's financial records, and aiding club management with special projects. Prior to the Oilers, she was a cost accounting specialist for Reed Tool Company.

Marilan and her husband, Rick, have a daughter, Sandy, two sons Jeff and Roy, and two grandsons Kyle and Todd. The couple resides in Humble.



EXECUTIVES



RYAN REICHERT

Vice President of Security

10th NFL Season • 10th with Texans

Ryan Reichert joined the Texans as director of security on October 7, 1999, one day after the NFL awarded its 32nd franchise to Houston. He was promoted to vice president of security in January, 2008.

Reichert serves as a liaison between the Texans and federal, state and local law enforcement agencies. He is responsible for draft day preparations by conducting personal interviews and background checks of all draft eligible collegiate athletes entering the NFL draft. He is also responsible for overseeing the personal security of Texans players and their families and security aspects related to team events, player appearances, and team travel.

Reichert, a former Houston police officer, served nearly 10 years with the department before assuming his current post with the Texans. During his tenure with

the Houston Police Department, he was assigned to the Westside Command Substation as a patrolman and finished his career with the department's community service division, where he was responsible for the development and implementation of various community involvement initiatives, as well as serving the police department as a public speaker.

Reichert is an alumnus of several Texas universities. He graduated from Angelo State University, located in San Angelo, Texas with a bachelor's degree in sociology and a minor in criminal justice. He received his master's degree in Criminology from the University of Houston-Clear Lake, and earned his MBA from Rice University.

Reichert hails from Jourdan, Texas, just south of San Antonio.



JOHN SCHRIEVER

Vice President, Ticket Operations

10th NFL Season • 10th with Texans

John Schriever is entering his ninth year with the Texans and his 25th in the professional sports industry. During his career, Schriever has been part of the sales and service of more than 32 million tickets to sporting events. He started with the Texans in July, 2000 as director of ticket operations and was promoted to vice president in July, 2003. Schriever oversees all aspects of ticketing for the Texans, including the sales and service of PSLs, suites, club seats, season tickets, group and individual game tickets.

Schriever began his sports business career with the Texas Rangers Baseball Club in 1984 as a season ticket sales intern. Schriever was promoted to director of ticket operations before the 1989 season. During his 12 seasons with the Rangers, the team was purchased by an ownership group headed by George W. Bush, acquired pitcher Nolan Ryan, closed Arlington Stadium, opened The Ballpark in Arlington and hosted the 1995 Major League Baseball All-Star Game.

During the summer of 1996, Schriever worked with the Atlanta Committee for the Olympic Games at the Summer Olympics. He worked in ticketing as a customer service manager at Fulton County Stadium and Olympic Stadium.

Following the Olympic Games, Schriever took the position of director of tickets for Texas Motor Speedway in Ft. Worth. He was part of the management staff that opened the Speedway in the spring of 1997. The speedway debuted that year with a crowd of over 200,000 for its inaugural Winston Cup race.

Schriever is a graduate of Stephen F. Austin State University in Nacogdoches, Texas, where he earned a degree in business management. John and his wife, Dana, who holds a degree in teaching from the University of Texas, have two children, Nicholas and Sarah.

EXECUTIVES



JOHN VIDALIN

Vice President, Sales and Marketing
6th NFL Season • 6th with Texans

John Vidalin enters his fifth season with the Texans as vice president of sales and marketing. Vidalin oversees all of the team's corporate partnerships and sales of all related properties, team promotional rights, broadcast inventory, branding, fan development, marketing and events. Vidalin is also responsible for directing the Texans gameday experience, HoustonTexans.com, advertising, in-game productions, TORO, the Houston Texans Cheerleaders and team merchandise.

Vidalin came to the Texans from the Washington Capitals of the NHL where he served as vice president of marketing, in charge of all branding, advertising, media, fan development, merchandise and game operations efforts. During his time with the Capitals, the team won three Golden Matrix awards for "Best Opening Video" and "Best Show in Professional Sports."

Prior to the Capitals, Vidalin was vice president of client service with MGM Communications, a full-service advertising agency based in Calgary, Alberta. Previously he also served as director of marketing for the Calgary Flames of the NHL for six seasons and as key accounts manager with Alberto Culver Canada.

Vidalin resides on the board of Directors for the Houston Area Boys and Girls Clubs and the YMCA and is an advisory board member to the Baylor Sports Sales program.

Born and raised in Edmonton, Alberta, Canada, Vidalin is a graduate of communications from Lethbridge College at Lethbridge, Alberta. He and his wife, Carol, have two daughters, Amy and Allison.

GREG WATSON

Vice President of Finance
10th NFL Season • 10th with Texans

Greg Watson joined The McNair Group and the Houston Texans in November 1999 after working as an international finance associate in the energy industry. In his current position as vice president of finance, Watson is involved in all aspects of the team's debt and equity financing activities, long range financial forecasting and special project analyses.

His other responsibilities include financial analysis, due diligence and deal structuring for The McNair Group private equity investments.

Watson received his Bachelor of Arts in political science from Vanderbilt University and his MBA with a focus on finance and entrepreneurship from The University of Texas. He and his wife, Cathy, both native Houstonians, live in Houston with their children, Claire, William and Gardner.



EXECUTIVES

TONY WYLLIE

Vice President, Communications

17th NFL Season • 10th with Texans

Tony Wyllie is entering his 17th season in the NFL and his 10th as the Texans' vice president of communications. He is responsible for shaping and molding the image of the team in the public and the community. He serves as the liaison between the local and national media and the Texans' front office, coaches and players. Wyllie generates publicity for the club while serving as the team spokesman. He also oversees the Texans' public relations, community relations, the Houston Texans Foundation and the content for HoustonTexans.com, the team's official website.

Wyllie began his NFL career as a game day intern with the Houston Oilers in 1991 before working as a summer intern with the San Diego Chargers PR department in 1992. He spent 1993 as an intern in the PR department with the Dallas Cowboys, earning a Super Bowl ring before heading west to Los Angeles to work with the Rams as the assistant director of public relations. Wyllie moved with the team to St. Louis in 1995 and became the youngest PR director in the NFL three years later when the Tennessee Oilers hired him in 1998. He picked up an AFC championship ring with the Titans in 1999 before joining the Texans staff in the summer of 2000. During his NFL career, Wyllie has assisted in promoting five players that have been elected into the Pro Football Hall of Fame (Aikman and Irvin, Cowboys; Slater, Rams; Munchak and Matthews, Oilers/Titans).

Wyllie and his staff earned the Pete Rozelle award, which is presented annually by Pro Football Writers of America to the best NFL public relations staff, two

times with the Texans (2004 and 2007) and four times overall. The Rams' PR department won the award in 1997 and the Titans in 2000.

He also was chosen by the NFL to work the 1996 and 1997 NFC Championship games, the 1999 Pro Bowl in Hawaii, and the last eight Super Bowls. He also participated in the NFL's management program at Stanford University in 2004 and the NFL Football Operations Personnel Symposium in 2007.

Wyllie serves on numerous boards of directors including the Ensemble Theatre in Houston, the John P. McGovern Museum of Health & Medical Science, the March of Dimes in Houston, Management Leadership for Tomorrow – Houston and the Touchdown Club of Houston. He serves on the advisory board for Inner City Youth and the Texas Sports Hall of Fame. He also served as a sub-committee chairman on Houston's Super Bowl XXXVIII host committee.

Wyllie worked three years in the sports information department of Texas Southern University, where he received his degree in journalism. He also earned a Masters in Business Administration from the Jones School of Business at Rice University.

A native of Brooklyn, N.Y., Wyllie grew up in Northwest Houston and attended Cy-Fair High School. He resides in Houston with his wife, Natasha with son, James Anthony and daughter, Toni Simone.



COACHES



GARY KUBIAK

Head Coach

16th NFL Season • 4th with Texans

Gary Kubiak returned to his hometown of Houston on January 26, 2006, becoming the second head coach in the history of the Houston Texans.

In just three seasons at the helm, Kubiak has become the winningest head coach in Texans history with 22 career victories, including the two best seasons in team history. One of Kubiak's primary goals upon arriving in Houston was to create a home field advantage at Reliant Stadium, and he has made great strides in that direction. The Texans have posted a 16-8 home record since 2006, including 6-2 marks in each of the last two seasons.

The 2008 Texans matched their record from the year before, going 8-8 for a second straight year despite an 0-4 start in the aftermath of Hurricane Ike, which devastated much of Houston and southeast Texas. Houston became just the tenth team in NFL history to start a year 0-4 and finish at or above .500. Houston was one of 11 teams to go 8-4 or better over the last 12 games and nine of those teams were in the playoffs. The offense enjoyed its most productive season, ranking third in the NFL and setting a franchise record with 6,113 total yards.

Year two for Kubiak saw the team achieve the best record in franchise history, finishing 8-8. The Texans won three of their last four and five of their last seven to finish the season at .500. Closing the season strong has become a hallmark of Kubiak's teams. In three seasons in Houston, the Texans are a combined 10-5 in the month of December. Another point of emphasis under Kubiak has been developing a true home field advantage, and the team is well on its way to accomplishing that mission. After going 4-4 at Reliant Stadium in 2006, which was the best home mark at the time, Kubiak's troops posted a 6-2 mark at home in 2007.

In his rookie season, he tripled the team's win total of the previous year, guiding the club to a 6-10 record. The six victories included wins in three of the last five games of the season and the franchise's first ever win over Indianapolis. Six wins were the second-most in franchise history. All six wins came versus AFC opponents, giving the Texans their most wins over conference foes in team annals.

Kubiak came to Houston with the reputation of being an offensive mastermind and he has lived up to that billing in his first two years with the team. In 48 games under Kubiak, Houston has averaged 331.6 yards per game compared to an average 266.5 yards per game from 2002-05. The scoring average under Kubiak has also risen nearly five points versus prior to his arrival.

The most dramatic improvement has been made by the offensive line. After giving up a league-worst 68 sacks in 2005, the line has allowed an average of 32.3 per year under Kubiak. This has allowed the passing game to flourish, averaging over 60 yards per game better than in the franchise's first four years. The line also allowed the Texans rushing attack to average 106.6 yards per game over the last three years.

Kubiak has made a habit of surrounding himself with great coaches throughout his tenure in Houston. One of his first hires in 2006 was former Green Bay head coach Mike Sherman, who served as the assistant head coach/offense and then offensive coordinator in Kubiak's first two seasons. In 2008, Kubiak bolstered his staff with two of the brightest minds in football, hiring venerable offensive line guru Alex Gibbs as the assistant head coach/offense and 1995 NFL Coach of the Year Ray Rhodes as the assistant defensive backs coach.

As head coach, Kubiak has also been responsible for the performance of the defense. Stocked with young talent such as the All-Pro combo of linebacker DeMeco Ryans and defensive end Mario Williams plus franchise cornerback Dunta Robinson, the defense is poised to become one of the league's best under new defensive coordinator Frank Bush. Bush advocates an aggressive, attacking philosophy which promises to increase the number of turnovers created.

Williams and Ryans were the first two draft picks of the Kubiak era, and they set the tone for what is quickly becoming an excellent track record on draft day. Following the lead of Ryans and Williams, tight end Owen Daniels gave the Texans a league-best three Pro Bowlers from the 2006 draft class. Right tackle Eric Winston has also emerged as a starter from that class. The 2006 class has started a total of 192 combined games for the



COACHES

Texans in their first three seasons.

The Texans' 2007 draft class was led by defensive tackle Amobi Okoye, the youngest first-round draft pick in NFL history, and cornerback Fred Bennett, who led the team in interceptions as a rookie. In 2008, first-round pick Duane Brown started all 16 games at left tackle, while running back Steve Slaton won the rookie rushing title with a franchise-record 1,282 yards.

Kubiak spent 20 of the previous 23 years in the Denver area, where he earned a reputation as a brilliant offensive mastermind. He played for the Broncos from 1983-91 as the backup for Hall of Fame quarterback John Elway. Kubiak played in 119 games during his career and tossed 14 touchdowns in that span. During his time as a player in the Mile High City, he was a part of three teams that reached the Super Bowl.

Kubiak began his coaching career in 1992-93 as the running backs coach at his alma mater Texas A&M. Under Kubiak's watchful eye, running back Greg Hill was named second team All-America his junior year. Hill was selected by the Kansas City Chiefs in the first round of the 1994 draft.

Kubiak started his NFL coaching career with the San Francisco 49ers in 1994. As quarterbacks coach, he guided Hall of Famer Steve Young to his best season as a pro. Young was named the NFL MVP for the second time in his career.

Under Kubiak's tutelage, Young had a career high 70.3 completion percentage. He threw 35 touchdowns, passed for 3,969 yards and set an NFL record with a 112.8 passer rating, a mark that would stand for 10 seasons. Young captured Super Bowl XXIX MVP honors by tossing a record six touchdowns in San Francisco's 49-26 win over the San Diego Chargers.

In the spring of 1995, Kubiak returned to the Broncos as offensive coordinator, where he would steer Denver to the organization's best numbers in team history and help lead the team to seven postseason trips and two Super Bowl titles in 11 seasons.

Kubiak began his tenure in Denver as the offensive coordinator/quarterbacks coach to his former teammate, Elway. Kubiak made an immediate impact as Elway threw for 3,970 yards, the second-best mark of his Hall of Fame career. Elway increased his touchdown passes from 16 in 1994 to 26 in 1995. During the final four years of his career (1995-98), Elway tossed 101 touchdown passes, second only to Brett Favre in that span.

Kubiak's offense featured one of the best tight ends in NFL history. Shannon Sharpe, the NFL's leader among tight ends in receptions, receiving yards and touchdowns, spent seven years under Kubiak. Sharpe averaged 61 receptions and had the most yards receiving with 1,107 yards in 1997.

Kubiak's offenses have always been based on balance. The Broncos' running game was focused around a strong system instead of an individual. Broncos runners went over the 1,000-yard rushing mark in 10 of 11 seasons under Kubiak. Denver saw five different runners rush for more than 1,000 yards, more than any team in the NFL over that time frame.

Kubiak turned to Terrell Davis to tote the ball as the Broncos won back-to-back Super Bowls in the late '90s. In 1997, Davis became only the fourth running back in NFL history to rush for more than 2,000 yards. During the 1997-98 seasons, he rushed for 3,758 yards, most of any running back in back-to-back campaigns between 1995-2005. Davis' 2,008 rushing yards are the fourth most in NFL history. He won AP Offensive Player of the Year honors in 1996 and 1998.

Following Elway's retirement, Kubiak turned his offense over to second-year quarterback Brian Griese, who threw for 3,032 yards in his first season as the Broncos' starter. In the 2000 season, Griese guided the Broncos' offense to rank second in the NFL in points scored and total offense. He was named to the Pro Bowl that season.

That same season Mike Anderson rushed for 1,487 yards, a Bronco record for a rookie. Anderson set the NFL single-game rookie rushing record with 251 yards against the New Orleans Saints. That year, Kubiak's receivers, Ed McCaffrey (101) and Rod Smith (100), became just the second pair of teammates in NFL history to grab at least 100 receptions.

In 2002, the Broncos drafted running back Clinton Portis in the second round. In his rookie season, Portis rushed for 1,508 yards, breaking Anderson's rookie mark, and was named the AP Offensive Rookie of the Year. The Broncos' rushing attack averaged 141.6 yards per game, which ranked second in the AFC. The offense totaled 380.6 yards per game, which was third in the NFL.

Kubiak relinquished his quarterbacks coach title in 2003, turning the duties over to Pat McPherson. That offseason, Denver signed quarterback Jake Plummer from the Arizona Cardinals and Plummer was immedi-



COACHES

ately transformed. Despite missing five games his first season in Denver, Plummer threw for more touchdowns (15) than interceptions (seven) for the second time in his career. The 2004 season saw Plummer throw for 4,089 yards, most in Broncos history. He also tossed 27 touchdown passes, tying Elway's 1997 club record.

Plummer stayed on his feet in Kubiak's offense. After being sacked an average of 36 times per season in Arizona, Plummer was sacked an average of 17 times per year in Denver. Every season in Kubiak's system, Plummer threw more touchdowns than interceptions and led the Broncos to the playoffs from 2003-05.

In 2005, Kubiak's offense ranked fifth in the NFL with 5,766 total yards. His rushing attack was second in the league, averaging 158.7 yards per game. The Broncos were led by Anderson's 1,014 yards on the ground and Tatum Bell's 921 yards. Denver finished 2005 with a 13-3 record, winning their division for the first time since 1998, the last time they appeared in the Super Bowl.

In his 11 years as offensive coordinator, Kubiak's Broncos amassed 66,501 total yards and 465 touchdowns, most in the NFL in that span. He has coached 14 different Broncos that made the Pro Bowl. Denver's rushing attack has totaled 25,022 yards, most in the NFL over the last 11 seasons.

Kubiak's return to Houston is a return to his roots. He starred at St. Pius High School, where he was an all-state selection, passing for 6,190 yards during his high school career. He was inducted into the Texas High School Hall of Fame in 1999.

Kubiak attended Texas A&M, where he was selected All-Southwest Conference in 1982. He led the conference in attempts (324), completions (181), percentage (55.9), yardage (1,948), touchdowns (19), and total offense (1,885) as a senior. He set the SWC touchdown

record with six against Rice during his junior season. He received his degree in Physical Education before being drafted by the Broncos in the eighth round (197th overall) in the 1983 draft.

Kubiak, born in Houston, is married to Rhonda. The couple has three sons Clint, Klay, and Klein. Clint currently is a senior defensive back and Klay is a sophomore quarterback at Colorado State, while Klein is a freshman wide receiver at Rice.



KUBIAK'S COACHING LEDGER

2006-09	Head Coach	Houston Texans
2003-05	Offensive Coordinator	Denver Broncos
1995-02	Offensive Coordinator/Quarterbacks	Denver Broncos
1994	Quarterbacks	San Francisco 49ers
1992-93	Running Backs	Texas A&M



COACHES

ALEX GIBBS

Assistant Head Coach/Offense
25th NFL Season • 2nd with Texans



Alex Gibbs enters his second season as the Houston Texans assistant head coach/offense. He was hired by the Texans on January 9, 2008.

In his first season with the Texans, Gibbs had a profound influence on the offense in general and the offensive line in particular. Houston's offense ranked third in the NFL, gaining a franchise-record 6,113 total yards. The line helped rookie running back Steve Slaton set a franchise record with 1,282 rushing yards, and Texans quarterbacks combined to throw for a team-record 4,474 yards while being sacked just 32 times.

Before joining the staff in Houston, he served as the assistant head coach/offensive line, as well as consultant, with the Atlanta Falcons from 2004-06. In 2004 the Falcons led the NFL in rushing for the first time in team history. They rushed for a team-record 2,672 yards, the third-highest rushing yardage total in the NFL since 1990.

During the three seasons with Gibbs on staff in Atlanta, the team led the NFL in rushing with 8,157 yards. Atlanta was the only team over that three-year period to record a rushing average above five yards at 5.1.

Gibbs worked with Texans head coach Gary Kubiak, who served as the offensive coordinator in Denver, from 1995-03. During their time together, the Broncos led the NFL in rushing with 20,150 yards. Denver finished second in total offense with 54,167 yards during their nine seasons together.

He spent 13 combined seasons (1984-1987 and 1995-2003) mentoring the offensive line with the Broncos, where he established several franchise records. He played an essential role with the Broncos during their back-to-back Super Bowl wins in the late 90s. The offensive line set numerous franchise records during his second tenure with Denver, including most total yards (6,554 in 2000), most first downs (383 in 2000), most rushing yards (2,468 in 1998) and most rushing touchdowns (32 in 1998).

From 1995-2000, Gibbs' offensive lines did not allow more than 35 sacks in a season. And during that span center Tom Nalen went to four consecutive Pro Bowls.

In 1998, three Broncos offensive linemen were nominated to the Super Bowl for their role in winning their second consecutive Pro Bowl and blocking for NFL MVP Terrell Davis, who rushed for over 2,000 yards.

His NFL career began with the Denver Broncos in 1984 and he helped the team make two straight Super Bowl appearances in 1986 and 1987. He continued on to coach in Kansas City, where he helped the Chiefs drop their sack total substantially from 48 in 1992 to 19 in 1994.

During his tenure with the Indianapolis Colts (1992) he experienced similar success and also helped the San Diego Chargers (1990-1991) to the second-best rush offense in the league in 1991. With the Los Angeles Raiders (1988-1989) he coached guard Steve Wisniewski, who would earn eight trips to the Pro Bowl in his career.

Prior to his NFL experience, Gibbs spent 15 seasons as a college coach. He began in 1969 with Duke University as the defensive backs coach. He continued on to coach defensive backs at the University of Kentucky (1971-1972) and West Virginia University (1973-1974). He began coaching offensive lines at Ohio State (1975-1978), where he also served as offensive coordinator, and on to Auburn (1979-1981) and Georgia (1982-1983), before starting his NFL career.

Gibbs spent his playing days at Davidson College as a running back and defensive back. He earned his master's degree from North Carolina in European history. He continued on to earn his E.D.D. from Auburn University.

Born in Morgantown, North Carolina, Gibbs has a daughter and four sons. His wife's name is Trina.



COACHES

GIBBS' COACHING LEDGER

2008-09	Asst. Head Coach/Offense	Houston Texans
2005-06	Consultant	Atlanta Falcons
2004	Asst. Head Coach/Offensive Line	Atlanta Falcons
1995-03	Asst. Head Coach/Offensive Line	Denver Broncos
1993-94	Offensive Line	Kansas City Chiefs
1992	Offensive Line	Indianapolis Colts
1990-91	Offensive Line	San Diego Chargers
1988-89	Offensive Line	Los Angeles Raiders
1984-87	Offensive Line	Denver Broncos
1982-83	Offensive Line	Georgia
1979-81	Offensive Coordinator	Auburn
1975-78	Offensive Coordinator/Offensive Line	Ohio State
1973-74	Defensive Backs	West Virginia
1971-72	Defensive Backs	Kentucky
1969-70	Defensive Backs	Duke



BILL KOLLAR

Assistant Head Coach/Defensive Line
20th NFL Season • 1st with Texans

The Houston Texans hired Bill Kollar as assistant head coach/defensive line on January 20, 2009, after he spent the previous three years coaching the defensive line in Buffalo. Kollar, who played eight seasons in the NFL as a defensive lineman, has 20 years of experience coaching in the NFL, including the last 19 as a defensive line coach.

Prior to his stint with Buffalo, Kollar coached the defensive line in St. Louis from 2001-05. In his five years coaching the defensive line in St. Louis, he helped DE Leonard Little emerge as a premier sack artist, with 57 sacks in five seasons. He helped the Rams earn a trip to the Super Bowl in 2001 during his first season with the team.

From 1990-2000, Kollar worked as the Atlanta Falcons defensive line coach. In 1998, the Falcons' defensive line tied for the NFL lead by giving up only six rushing touchdowns and set a team record by allowing an average of 75.2 rushing yards as Atlanta won the NFC

Championship and earned a trip to Super Bowl XXXIII.

Kollar, 56, began his coaching career as a defensive assistant/special teams for Tampa Bay in 1984. He spent a year as a graduate assistant at Illinois in 1985 following his year in Tampa Bay. He was promoted to defensive line/special teams coach for the Illini in 1986 and spent two years in that position. Kollar assumed the same role at Purdue from 1988-89 before returning to the NFL.

Kollar was an All-America defensive lineman at Montana State and earned the Most Valuable Player award at the 1974 Senior Bowl. He was selected in the first round (23rd overall) of the 1974 NFL Draft by the Cincinnati Bengals and played eight seasons for Cincinnati and Tampa Bay.

Kollar and his wife, Jan, have two sons, Chad and Clint.



COACHES

KOLLAR'S COACHING LEDGER

2009	Asst. Head Coach/Defensive Line	Houston Texans
2006-08	Defensive Line	Buffalo Bills
2001-05	Defensive Line	St. Louis Rams
1990-00	Defensive Line	Atlanta Falcons
1988-89	Defensive Line/Special Teams	Purdue
1986-87	Defensive Line/Special Teams	Illinois
1985	Graduate Assistant	Illinois
1984	Defensive Line/Special Teams	Tampa Bay Buccaneers



FRANK BUSH

Defensive Coordinator

19th NFL Season • 3rd with Texans

Frank Bush enters his third season with the Texans and first as the defensive coordinator. He was the senior defensive assistant for the previous two years.

This marks Bush's first opportunity to call the plays on defense, and he has preached an aggressive philosophy that emphasizes getting up the field and attacking the offense. Bush will also be tasked with working with the entire defense rather than a single position group for the first time.

In his first two years with Houston, Bush worked closely with the defensive line. With Bush's help, defensive end Mario Williams posted 26 sacks over the last two years. Williams shattered the team single-season sack record with 14 sacks and earned second-team All-Pro recognition in 2007. In 2008, he notched 12 sacks and earned his first trip to the Pro Bowl, starting for the AFC squad. Defensive tackle Amobi Okoye set the franchise rookie sack record with 5.5 sacks in 2007 under Bush's tutelage.

Before coming to Houston, Bush spent the previous three seasons in Arizona. He was the linebackers coach from 2004-05 before being promoted to assistant head coach/linebackers in 2006. Bush coached new Texans defensive end Antonio Smith, a free agent addition in 2008, while in Arizona.

Before joining Dennis Green in Arizona, Bush worked as an assistant with the Denver Broncos (1995-03) and Houston Oilers (1992-94). Bush's linebackers helped the Cardinals defense to finish the season as

the eighth-ranked defense in the NFL in 2005, an improvement from the 12th-ranked defense in 2004 and the 26th-ranked defense in 2003.

Bush served nine seasons with the Broncos—three as special teams coach (2001-03), one overseeing the defensive secondary/nickel packages (2000), and five as linebackers coach (1995-99). In 2003 Denver ranked fifth in the AFC in both punt and kickoff return average. Kicker Jason Elam accounted for 120 points for the second consecutive season, placing him fourth (2003), and second (2002), respectively. In 2001, Elam's 86 percent field goal accuracy mark (31-of-36) was the best in Bronco history and Reuben Droughns ranked third in the AFC with a 25.8-yard kickoff return average.

In 1995, his first season as linebackers coach with Denver, the Broncos defense improved from 28th to 15th, then skyrocketed to the fourth overall defense in the league in 1996, including first against the run. The 1997 season saw two of his pupils—John Mobley (162) and Bill Romanowski (117) rank 1-2 on the club in tackles as Denver forged consecutive World Championships with victories in Super Bowl XXXII over Green Bay following the 1997 season and Super Bowl XXXIII over Atlanta after the '98 campaign. In the latter campaign, the linebacker trio of Mobley (132) Glenn Cadrez (105), and Romanowski (95) led the team in tackles, Romanowski earned his second Pro Bowl berth, and the Broncos run defense finished third in the NFL.

After an outstanding college career as a three year starter at North Carolina State, Bush was a fifth-round



COACHES

draft choice by Houston in the 1985 NFL Draft and earned all-rookie acclaim starting 11 of 16 games for the Oilers before a spinal injury prematurely ended his pro career a year later. After serving as a college scout for the Oilers for five years (1987–92), he was the team's linebackers coach for three seasons, bringing his tenure with Houston as a player, scout, and assistant coach to 10 years. Bush's linebackers continued to

play an integral role the following two seasons with the Broncos. In 2002, his special teams ranked among the best in the league as Denver ranked third in the AFC in kickoff coverage and fourth in kickoff return average.

Born in Athens, Ga., Bush lives in Houston with his wife, Stephanie.

BUSH'S COACHING LEDGER

2009	Defensive Coordinator	Houston Texans
2007-08	Senior Defensive Assistant	Houston Texans
2006	Asst. Head Coach/Linebackers	Arizona Cardinals
2004-05	Linebackers	Arizona Cardinals
2001-03	Special Teams	Denver Broncos
2000	Secondary/Nickel Package	Denver Broncos
1995-99	Linebackers	Denver Broncos
1993-94	Defensive Quality Control/Linebackers	Houston Oilers
1992	Linebackers	Houston Oilers
1987-92	Scout	Houston Oilers



KYLE SHANAHAN

Offensive Coordinator/Quarterbacks
6th NFL Season • 4th with Texans

Kyle Shanahan enters his fourth season with the Houston Texans, sixth in the NFL, and second as the offensive coordinator. Shanahan coached the quarterbacks in 2007 and the wide receivers in 2006 before being named offensive coordinator on January 11, 2008. At age 29, Shanahan is the youngest coordinator in the NFL.

Shanahan's first year as a coordinator was an overwhelming success, as the offense ranked third in the NFL, gaining a franchise-record 6,113 yards and passing for a franchise-record 4,267 yards. The offense was equally adept on the ground, running for 1,846 yards at a team-record 4.3-yard clip. Shanahan helped a pair of players earn Pro Bowl nods, with wide receiver Andre Johnson making his third career trip and tight end Owen Daniels making his first.

Johnson garnered first-team AP All-Pro honors after he led the NFL in receptions, with 115, and receiving yards, with 1,575. Running back Steve Slaton won the rookie rushing title with a franchise-record 1,282 yards.

Quarterback Matt Schaub turned in his first 3,000-yard season, passing for 3,043 yards and 15 touchdowns against 10 interceptions, giving him a passer rating of 92.7. The offensive line featured the same starting lineup for all 16 games and gave up just 32 sacks in 555 pass attempts.

As the quarterbacks coach in 2007, Shanahan saw his group combine to have an outstanding season. The Texans signal callers were sacked just 22 times all year. Quarterback Matt Schaub threw for 2,241 yards and nine touchdowns with nine interceptions in his first year as a starter. Backup Sage Rosenfels didn't lag far behind, throwing for 1,684 yards and 15 touchdowns with 12 interceptions. Their 24 combined touchdown passes were a team record.

With Shanahan as his position coach in 2006, Johnson earned a starting nod in the 2007 Pro Bowl. Johnson led the NFL with 103 receptions and had his second 1,000-yard season with 1,147 yards. Johnson's 103 catches accounted for 31.3 percent of the Texans' total comple-



COACHES

tions, more than any receiver in the league. Opposite Johnson, veteran Eric Moulds contributed 57 catches for 557 yards and a score. Kevin Walter, signed as a restricted free agent in the offseason, proved to be a solid addition with 17 catches for 160 yards on the year.

Shanahan joined the Texans from the Tampa Bay Buccaneers, where he served as offensive quality control coach during the 2004 and 2005 seasons. In his first season with the Bucs, he helped rookie Michael Clayton establish franchise rookie records for receptions and receiving touchdowns. He also helped receiver Joey Galloway finish seventh in the NFL in receiving yardage in 2005.

He spent the 2003 season as a graduate assistant at UCLA, who participated in the Silicon Valley Bowl at the end of the season.

During his senior year playing at the University of Texas as a wide receiver, Shanahan played in 12 games and averaged 8.9 yards per reception.

He attended Duke University in 1999 and played wide receiver for the Blue Devils before transferring to the University of Texas in 2000. He spent two seasons at wide receiver for the Longhorns.

Shanahan was born in Minneapolis and attended Cherry Creek (Colo.) High School. Shanahan and his wife Mandy reside in Houston and celebrated the birth of their first daughter, Stella, last August.

SHANAHAN'S COACHING LEDGER

2008-09	Offensive Coordinator/Quarterbacks	Houston Texans
2007	Quarterbacks	Houston Texans
2006	Wide Receivers	Houston Texans
2004-05	Offensive Quality Control	Tampa Bay Buccaneers
2003	Graduate Assistant	UCLA



JOE MARCIANO

Special Teams Coordinator

24th NFL Season • 8th with Texans

Joe Marciano enters his eighth season as special teams coordinator for the Houston Texans. Regarded as one of the league's top coaches in his field, Marciano has directed special teams for 24 NFL seasons. Marciano joins running backs coach Chick Harris as the only two coaches to have been with the Texans since the team's inception in 2002.

The 2008 special teams unit was one of the most consistent and explosive in the NFL in 2008. Kicker Kris Brown turned in the best season of his career, setting franchise records for most points, with 124, made field goals, with 29 and field goal percentage, at .879. His field goal percentage was a career-high, while his 124 points tied a career high and 29 field goals were his second-highest. Punt returner Jacoby Jones returned

two punts for touchdowns, a franchise record, and finished third in the AFC with a 12.1-yard punt return average. Punter Matt Turk broke his own franchise mark with a 42.3-yard average on a record-low 53 attempts.

Marciano's special teams unit provided many of the biggest highlights of the 2007 season, tying three NFL records. The Texans tied the NFL single-season record with four kickoff returns for touchdown on the season, becoming just the fourth team in league history to do so. WR Andre Davis tied another league record when he became the seventh player in history to return two kickoffs for touchdown in one game, doing so vs. Jacksonville in the season finale. K Kris Brown, who scored a team-record 115 points, became just the third kicker in league history to make three field goals of 50 yards



COACHES

or longer in one game when he did so vs. Miami on October 7. P Matt Turk also set team records for gross and net punting average in his first season as a Texan, and the coverage unit held opponents to a record-low total of 151 punt return yards on the season.

Under Marciano's guidance in 2006, P Chad Stanley posted the best gross punting average of his career, averaging 41.6 yards per punt, and Brown led the team in scoring for the fifth consecutive season. The Texans still ranked sixth in the league in punt return average, at 10.5 yards per return; and the kick coverage team held opponents to the sixth-worst starting field position in the league.

Marciano's tenure as special teams coordinator was highlighted during the 2005 season. Pro Bowl selection and AP first team All-Pro kick returner Jerome Mathis was also honored by the NFL Alumni as the Special Teams Player of the Year and the Texans Rookie of the Year. He finished the season ranked second in the league for return men, returning 54 kickoffs for 1,542 yards and two touchdowns. He was the only player in the NFL to return two kicks for scores that season.

Marciano helped Brown finish the 2005 season with 102 points, including 26 field goals, the second-most of his career. Stanley also had a stellar 2005 season, finishing with 29 punts inside the 20-yard line, the fourth most in the NFL. His 6.6 yard-per-return average also ranked sixth in the NFL.

In 2004, Brown set a club record with 85 points and nailed a career-high nine touchbacks. Second-year LB Antwan Peek had a breakout year with 18 special teams tackles and a blocked punt. Meanwhile, the Texans ranked seventh in the AFC in opponent average starting field position.

In 2003, Stanley led the NFL with 36 punts inside the 20 and his 36.7-yard net average ranked sixth in the league. Brown nailed 18 of 22 field goals, missing just one inside 50 yards. J.J. Moses ranked fifth in the AFC with a 23.4-yard kickoff return average.

In 2002, Brown connected on 13 field goals from 40-plus yards and Stanley ranked second in the AFC in net average (36.8), leading the conference with 36 punts inside the 20. The Texans also scored two touchdowns on special teams (punt return, punt block), recovered three fumbles, and yielded just 5.7 yards per punt return, leading the AFC.

Marciano arrived in Houston after spending the previ-

ous six seasons in the same capacity with the Tampa Bay Buccaneers. Under Marciano, the Bucs boasted one of the NFC's most consistent special teams units. Tampa Bay blocked 20 kicks, registered nine of the 10 longest punt and kickoff returns in club annals, and recorded 10 NFC Special Teams Player of the Week awards during his six seasons.

Kicker Martin Gramatica posted remarkable numbers during his first three NFL seasons. Gramatica nailed 84 of 101 field-goal attempts (counting playoffs) and earned a Pro Bowl berth in 2000, breaking his own club single-season records in points scored (126), field goals (28), consecutive field goals (16), 50-plus-yard field goals (five), and extra points (42). Also in 2000, Tampa Bay set a team mark and tied a league mark by blocking seven kicks (four field goals, three punts), returning two for touchdowns.

In 1999, linebacker Shelton Quarles broke a 10-year Bucs single-season record with 31 special teams tackles. Tampa Bay opponents averaged just 17.6 yards per kickoff return, which set a club record. In 1998, Marciano's charges set single-season club marks in both kickoff return average (23.7) and punt-return average (13.7). In 1997, the Bucs finished first in the NFL in opponent net punting and opponent field-goal percentage.

Marciano joined the Bucs after spending the previous 10 years as the special teams coach for the New Orleans Saints. For the first nine of those campaigns, he also coached the team's tight ends. During Marciano's New Orleans tenure, he coached three special teams players who were selected for the Pro Bowl (Morten Andersen, Tyrone Hughes, Bennie Thompson).

Marciano's first professional football job came as the special teams/tight ends coach for the Philadelphia/Baltimore Stars of the USFL, helping the club win two league championships. Marciano joined the Stars after spending 1982 as the tight ends/special teams coach at Temple.

In 1981, Marciano tutored the tight ends for Joe Paterno at Penn State. Marciano also coached wide receivers at Villanova (1980) and Rhode Island (1978-79). He began his college coaching career overseeing the tight ends at East Stroudsburg University in 1977. Marciano coached at Wyoming Area High School in West Pittston, Pa., in 1976.

A native of Dunmore, Pa., Marciano was a quarterback at Temple, where he earned his bachelor's degree in health and physical education. He serves as a spokes-



COACHES

person for Autism Speaks and is very active in the organization's annual fundraising walk held each fall in Houston. Marciano is an avid fisherman who has conducted various fishing tournaments and has appeared on numerous ESPN fishing shows. In 1993, Marciano

was inducted into the Northeast Chapter of the Pennsylvania Sports Hall of Fame. He is single and resides in Missouri City with his son, Joseph.

MARCIANO'S COACHING LEDGER

2002-09	Special Teams Coordinator	Houston Texans
1996-01	Special Teams	Tampa Bay Buccaneers
1995	Special Teams	New Orleans Saints
1986-94	Special Teams/Tight Ends	New Orleans Saints
1983-85	Special Teams/Tight Ends	Philadelphia/Baltimore Stars
1982	Special Teams/Tight Ends	Temple
1981	Tight Ends	Penn State
1980	Tight Ends	Villanova
1978-79	Tight Ends	Rhode Island
1977	Tight Ends	East Stroudsburg State

JOHN BENTON

Offensive Line Coach

6th NFL Season • 4th with Texans

John Benton enters his fourth season coaching the offensive line for the Houston Texans.

In his first season with the team, Benton helped the offensive line overcome a rash of injuries to improve in both pass protection and run blocking. Despite using eight different starting lineups, the 2006 Texans offensive line surrendered 25 fewer sacks than in 2005. On the ground, the line improved throughout the year and helped the team average 123.4 rushing yards per game over the second half of the season.

The line was even better in 2007, cutting the sack total in half from 2006, allowing just 22 on the year, which set a team record. The record-low sack total came while the team attempted a record-high 529 passes, meaning the line allowed a sack on just four percent of pass attempts. The line also paved the way for the team to rush for 1,586 yards and 12 touchdowns.

Last season, Benton's line featured the same starting lineup for all 16 games, marking the first such occurrence in team history. The line paved the way for rook-

ie running back Steve Slaton to set a franchise record with 1,282 rushing yards, while the 32 sacks allowed were the second-fewest in team history. The 2008 offense was the most productive in Texans history, gaining 6,113 total yards, which ranked third in the NFL.

Benton broke into the NFL as the assistant offensive line coach in 2004. During his first season, the Rams' offensive line was led by Pro Bowl LT Orlando Pace. St. Louis finished the season with an 8-8 regular-season record, but qualified for the playoffs. The Rams rushed for 102 yards on their way to a 27-20 win at division rival Seattle in a Wild Card match-up. The offensive line gave Rams quarterbacks enough time to finish fourth in the NFL with 252.3 passing yards per game. The St. Louis ground attack gained 1,496 yards.

Benton was named the Rams' offensive line coach in 2005. His line opened holes for RB Stephen Jackson to rush for more than 1,000 yards for the first time in his career. Rams running backs averaged 1,579 rushing yards during Benton's two years as the line coach. Benton lettered at Colorado State from 1983-86 and



COACHES

earned honorable mention All-WAC accolades during his junior and senior seasons. He was a graduate assistant at Colorado State from 1987-90. His first offensive line job was at California University (Pa.), where he also served as the recruiting coordinator.

Benton returned to his alma mater in 1996. He was the offensive line coach until 2000 and also took over as

the co-offensive coordinator in 2000 until 2003. Upon his promotion, Benton looked for tutelage from Denver Broncos offensive coordinator Gary Kubiak. Colorado State emulated the Broncos' power rushing attack.

A Durango, Colo. native, he and his wife Nicole, have two daughters – Gabrielle and Paige. The family resides in Sugar Land.

BENTON'S COACHING LEDGER

2006-09	Offensive Line	Houston Texans
2005	Offensive Line	St. Louis Rams
2004	Assistant Offensive Line	St. Louis Rams
2000-03	Co-Offensive Coordinator/Offensive Line	Colorado State
1996-00	Offensive Line	Colorado State
1990-94	Offensive Line/Recruiting Coordinator	California University (Pa.)
1987-90	Graduate Assistant	Colorado State



DAVID GIBBS

Defensive Backs Coach

8th NFL Season • 1st with Texans

David Gibbs enters into his first campaign for the Houston Texans as defensive backs coach. Gibbs inherits a Texans secondary that includes cornerback Dunta Robinson, who holds the franchise record for career interceptions.

Prior to joining the Texans, Gibbs spent the three previous seasons as the defensive backs coach for the Kansas City Chiefs. While in Kansas City, Gibbs' secondary only allowed 208.4 passing yards per game in 2006 and only one 300-yard passer. Under Gibbs' leadership in 2007, the Chiefs defense allowed 188.9 passing yards per game, which ranked them fifth in the league for pass defense.

Gibbs made his first move to the NFL with the Denver Broncos in 2001, where he coached the safeties. The following season, Gibbs coached the secondary for the Broncos and from '03 to '04, he took over the defensive backs coaching role. While coaching at Denver in 2003, the Broncos ranked fourth in the league in total defense and allowed 176.8 passing yards per game, ranking them sixth in the league. Gibbs left Denver to return briefly to the college ranks in 2005, where he

served as the defensive coordinator for Auburn.

Before entering the NFL coaching ranks, Gibbs spent 10 years at the collegiate level. His first coaching stints came from 1991-94, where he spent time at both Oklahoma ('91-92) and Colorado ('93-94) as a graduate assistant. He coached the secondary at Kansas from '95 to '96 and followed then Kansas head coach Glen Mason to Minnesota in 1997 to be the defensive coordinator for the Gophers, making him the youngest defensive coordinator in NCAA Division I-A. He spent the next four seasons with Minnesota before making the jump to the NFL ranks.

Gibbs was a four-year letterman at Colorado as a defensive back, where he earned a share of the National Championship in his senior year when the team defeated Notre Dame in the Orange Bowl.

The Mount Airy, North Carolina native is married to Debbie and has two children, Hudson and Charlie Grace.



COACHES

GIBBS' COACHING LEDGER

2009	Defensive Backs Coach	Houston Texans
2006-08	Defensive Backs Coach	Kansas City Chiefs
2005	Defensive Coordinator	Auburn
2003-04	Defensive Backs	Denver Broncos
2002	Defensive Backs/Secondary	Denver Broncos
2001	Defensive Backs/Safeties	Denver Broncos
1997-00	Defensive Coordinator/Secondary	Minnesota
1995-96	Secondary	Kansas
1993-94	Graduate Assistant	Colorado
1991-92	Graduate Assistant	Oklahoma



CHICK HARRIS

Running Backs Coach

29th NFL Season • 8th with Texans

Chick Harris enters his eighth season as running backs coach for the Houston Texans. Harris, who along with special teams coordinator Joe Marciano is one of two coaches to have been with the team since its inception, boasts 29 years of NFL coaching experience.

Harris has turned in impressive coaching performances in each of the last three years, producing a solid rushing attack each season in the face of a slew of injuries in the backfield. Last year, projected starter Ahman Green limped off in the season opener, leaving rookie third-round draft pick Steve Slaton as the primary option. Under Harris' guidance, Slaton started the final 15 games and won the rookie rushing title with a franchise-record 1,282 yards. Slaton led all AFC players with 1,659 total yards from scrimmage, and his five 100-yard rushing days were also a team single-season record.

In 2007, Green missed 10 games with a knee injury and rushed for just 260 yards. Harris leaned on 2006 leading rusher Ron Dayne, who produced a team- and career-high 773 yards and six touchdowns. Rookie undrafted free agent Darius Walker came on late in the year and ran for 264 yards over the last four games.

In 2006, after losing projected starter Domanick Williams early in training camp, Harris turned to a running

back by committee approach to carry the load on the ground. Houston was one of three teams to have three different players rush for at least 90 yards in a game, and the Texans were the only team that had a pair of rookies each top the 90-yard mark in a game.

Dayne, the 1999 Heisman Trophy winner, came on late in the year and led the team with 612 yards and five touchdowns, including a career-high 153 yards and two touchdowns to lead Houston to its first-ever win over Indianapolis.

Harris helped Williams earn the 2003 Diet Pepsi Rookie of the Year award and develop into a two-time 1,000-yard rusher. Williams, drafted in the fourth round in 2003, is the franchise's all-time leading rusher with 3,195 career yards, and his 28 career touchdowns are the most in team history. He holds 27 team records, including the single-season records for rushing yards, with 1,188 in 2004, and rushing yards by a rookie, with 1,031 in 2003.

During Harris' seven-year tenure with the Panthers, injuries forced the club to suit up a bevy of running backs, from Tshimanga Biakabutuka to Richard Huntley to Brad Hoover to Fred Lane to Anthony Johnson to Derrick Moore. Harris helped Carolina set an expansion record with seven wins in 1995 and also helped



COACHES

the Panthers reach the NFC Championship Game the following season.

Harris launched his NFL coaching career with the Buffalo Bills in 1981, coaching two seasons. He entered the coaching profession at Colorado State in 1970, coaching three seasons before heading to Long Beach State. After one season at Long Beach, Harris joined the Detroit Wheels of the World Football League in 1974. He then moved on to the University of Washington, where he spent six seasons, helping the Huskies to two bowl wins, including a Rose Bowl triumph over Michigan.

Harris lettered in football and track at Northern Arizona, where he is a member of the Lumberjacks' athletic hall of fame.

Born in Durham, N.C., Harris attended Long Beach (Calif.) Poly High School. He has a son, Tyler, and a daughter, Tarana. Harris and his wife, Karen, have a daughter, Kara. The family lives in Sugar Land.

HARRIS' COACHING LEDGER

2002-09	Running Backs	Houston Texans
1995-01	Running Backs	Carolina Panthers
1994	Offensive Coordinator	Los Angeles Rams
1992-93	Running Backs	Los Angeles Rams
1983-91	Offensive Backfield	Seattle Seahawks
1981-82	Running Backs	Buffalo Bills
1975-80	Defensive Backs	Washington
1974	Wide Receivers	Detroit Wheels (World Football League)
1973	Wide Receivers	Long Beach State
1970-72	Wide Receivers	Colorado State

JOHNNY HOLLAND

Linebackers Coach

15th NFL Season • 4th with Texans

Johnny Holland enters his fourth year with the Houston Texans as the linebackers coach after spending the previous three seasons with the Detroit Lions. Holland, who starred on the field for the Green Bay Packers for seven years, enters his 15th season as a coach in the NFL.

The linebacker corps was led once again by MLB DeMeco Ryans in 2008. Ryans led the team for the third consecutive season with 112 tackles; and he moved into first on the franchise career solo tackle list with 310, topping Jamie Sharper's total of 300 solos from 2002-04. Second-year linebacker Zac Diles had a stellar start to the year and finished second on the team

with 66 tackles despite missing the final eight games with a broken leg. Rookie Xavier Adibi earned All-Rookie honors after tallying 34 tackles, all of which came in the last half of the season.

In 2007, Ryans was elected to start the 2008 Pro Bowl and earned second-team Associated Press All-Pro recognition after leading the team with 127 tackles, including 98 solo stops, two sacks and an interception, a forced fumble and three fumble recoveries. WLB Morlon Greenwood registered his fourth consecutive 100-tackle season, finishing second on the team with 118 stops, including 90 solos, to go along with a sack, a forced fumble and an interception.



COACHES

In his first year with the team, Holland helped Ryans earn AP Defensive Rookie of the Year honors after one of the greatest seasons by a rookie defender in league history. Under Holland's guidance, Ryans led the NFL in solo tackles with 126, and his 156 total tackles were more than any rookie in the previous 20 years. Ryans also recorded 3.5 sacks, an interception, a forced fumble, a fumble recovery, and eight pass deflections. With the addition of Ryans, Greenwood slid outside and finished second on the team with 110 tackles.

In 2005, Holland's first year as linebackers coach with the Lions, the unit was ravaged by injuries with four linebackers ending the season on injured reserve, including Boss Bailey and Earl Holmes, who entered the season as starters. Holland molded his group into a solid unit and helped the defense hold opposing offenses under 300 total yards in five of the team's last seven games.

In 2003-04, Holland was a defensive assistant for the Lions, helping Texans defensive coordinator Richard Smith coach the linebackers. Holland began his coaching career as a defensive quality control coach for the Green Bay Packers from 1995-97 before coaching special teams in 1998 and linebackers in 1999. While on Mike Holmgren's staff in Green Bay, he helped lead the Packers to back-to-back NFC Championships following the 1995 and 1996 seasons and a World Championship

in Super Bowl XXXI.

In 2000, Holland re-joined Holmgren in Seattle, where he served as the assistant special teams/assistant strength and conditioning coach. From 2001-02, he returned to his more familiar role as linebackers coach for the Seahawks.

A native of Hempstead, Texas, Holland was a four-year letterman and three-year starter at Texas A&M. He led the Aggies' vaunted "Wrecking Crew" defense in tackles in each of his final three seasons in College Station before moving on to the NFL as a second round draft choice by the Packers in 1987. Holland posted six consecutive seasons with at least 100 tackles for Green Bay before retiring in 1994. In 1993, after suffering a neck injury in 1992, he led the team in tackles with 145 and helped guide the Packers to their first playoff birth in 11 years.

Holland was enshrined in the Texas A&M Hall of Fame in 1993 and was inducted into the Cotton Bowl Hall of Fame in 2000. In July, 2001, he was inducted into the Green Bay Packers Hall of Fame.

Holland and his wife, Faith, have a son, Jordan, and a daughter, Joli.

HOLLAND'S COACHING LEDGER

2006-09	Linebackers	Houston Texans
2005	Linebackers	Detroit Lions
2003-04	Defensive Assistant	Detroit Lions
2001-02	Linebackers	Seattle Seahawks
2000	Asst. Special Teams/Asst. Strength & Conditioning	Seattle Seahawks
1999	Linebackers	Green Bay Packers
1998	Special Teams	Green Bay Packers
1995-97	Defensive Quality Control	Green Bay Packers



COACHES



LARRY KIRKSEY

Wide Receivers Coach

13th NFL Season • 3rd with Texans

Larry Kirksey enters his third year as the wide receivers coach for the Texans. He brings over a decade of experience to coaching wide receivers. He has coached three receivers, Jerry Rice (1,549), Jimmy Smith (862) and Terrell Owens (801), that have over 800 receptions in their career.

In his first year with the Texans, Kirksey oversaw a group that had three players top 700 receiving yards, making Houston one of just four teams to achieve that feat. The unit's depth was tested when two-time Pro Bowl WR Andre Johnson missed seven games due to injury, but fellow receivers Kevin Walter and Andre Davis stepped up to fill the void. Walter set career highs in receptions, with 65, yards, with 800, and touchdowns, with four. His 65 catches led the team and he was second in receiving yards. Davis emerged as one of the best deep threats in the NFL, averaging nearly 18 yards per catch. Despite playing in just nine games, Johnson once again led the team in receiving yards, with 851, and touchdowns, with eight.

Kirksey's group topped those numbers in 2008. Johnson led the NFL in receptions, with 115, and receiving yards, with 1,575. Both were career highs for the franchise's all-time leading receiver, who earned Associated Press first-team All-Pro honors and started for the AFC in the Pro Bowl. Johnson teamed with Walter for the most prolific receiving tandem in the league. The pair combined for 2,474 receiving yards. Walter's 899 yards were a career high for him. Both also matched the franchise record for receiving touchdowns with eight apiece.

Kirksey spent the 2006 season as an asst. head coach/running backs at Middle Tennessee State. The Blue Raiders won the Sun Belt title on their way to the Motor City Bowl.

Kirksey spent the 2004 season in Denver as a volunteer coach for the Broncos. He spent 2003 as the wide receivers coach with the Jacksonville Jaguars. During his time in Jacksonville, Jimmy Smith led the team with 54 receptions while missing four games.

He spent the 2001-02 season in Detroit. During the 2001

season, Johnnie Morton finished the year 12th in the NFL with 1,154 receiving yards. The Lions finished sixth in the league with 224.8 yards per game.

Kirksey, a Kentucky native, was an assistant head coach in charge of the wide receivers at Texas A&M in 2000. That year, he helped lead the Aggies to a berth in the Independence Bowl while injecting hints of the West Coast offense.

In 1994, Kirksey began his NFL coaching career with the responsibility of coaching the NFL's all-time reception and receiving yards leader Jerry Rice. Under Kirksey, Rice set an NFL record with 1,848 receiving yards, while setting a career high of 122 receptions in 1995. From 1994-99 Rice caught 606 passes for 6,666 yards. Kirksey's receivers helped set a Super Bowl record in Super Bowl XXIX with six touchdown catches, including three by Rice.

From 1990 to 93, Kirksey coached running backs for Alabama, where he helped lead the Crimson Tide to a national championship in 1992. Kirksey's running back corps led the SEC in rushing that season with an average of 252 yards per game. He coached running backs at the University of Florida under Charlie Pell and Galen Hall from 1984 to 88. During his tenure at Florida, he coached star running backs Lorenzo Hampton, Neal Anderson, John L. Williams, and Emmitt Smith. After leaving Florida, Kirksey spent one year as running backs coach at Pittsburgh.

Prior to joining the Gators, Kirksey gained valuable experience by taking over head coaching duties at Kentucky State in 1983.

Kirksey got his start in coaching when he became the wide receiver/tight end coach at Miami of Ohio in 1974 and remained with the Redskins for three seasons before joining the staff at Kentucky. He also coached wide receivers and tight ends for the Wildcats from 1977 to 1981, then spent the 1982 campaign coaching the same positions at Kansas.

Kirksey earned a bachelor's degree from Eastern Kentucky in 1974, where he was a four-year letterman



COACHES

and three-year starter at wide receiver. As a senior, he earned all-conference honors. Kirksey was out of coaching in 2005 while serving as deputy executive

director of the Kentucky Sports Authority.

He and wife Anita have two children, Jessica and Jared.

KIRKSEY'S COACHING LEDGER

2007-09	Wide Receivers	Houston Texans
2006	Asst. Head Coach/Running Backs	Middle Tennessee State
2004	Asst. Special Teams/Volunteer	Denver Broncos
2003	Wide Receivers	Jacksonville Jaguars
2001-02	Wide Receivers	Detroit Lions
2000	Asst. Head Coach/Wide Receivers	Texas A&M
1994-99	Wide Receivers	San Francisco 49ers
1990-93	Running Backs	Alabama
1989	Running Backs	Pittsburgh
1984-88	Running Backs	Florida
1983	Head Coach	Kentucky State
1982	Wide Receivers/Tight Ends	Kansas
1977-81	Wide Receivers/Tight Ends	Kentucky
1974-76	Wide Receivers/Tight Ends	Miami (OH)

BRIAN PARIANI

Tight Ends Coach

19th NFL Season • 4th with Texans

Brian Pariani enters his fourth season with the Houston Texans as the tight ends coach. Pariani is responsible for one of the more utilized units in the Texans' new offensive scheme. Under Pariani's guidance, Owen Daniels has established himself as one of the best young tight ends in the NFL.

Daniels earned his first Pro Bowl trip in 2008 while under Pariani's watch. The third-year pro caught 70 passes for 862 yards, both career highs, and two touchdowns. He ranked among the top five AFC tight ends in receptions, receiving yards, first downs (46), yards per catch (12.3) and yards per game (53.9). In addition to Daniels' stellar year, Joel Dreessen also established career highs in receptions and yards, catching 11 passes for 77 yards on the year.

In 2007, Pariani's tight ends had the most productive year in team history, combining to catch 73 pass for 859 yards and six touchdowns. They were led by Daniels,

who was sixth among NFL tight ends with 63 receptions for 768 yards and three touchdowns. Nearly 70 percent of Daniels' receptions (44 of 63) went for first downs, which ranked fourth in the league among tight ends. Dreessen caught four passes for 55 yards and the first two touchdowns of his career.

In his first season with Houston, Pariani developed Daniels, a fourth-round draft choice, into the most productive rookie tight end in the NFL and a first-team PFWA/Pro Football Weekly all-rookie selection. Daniels set the Texans rookie record with five receiving touchdowns, which matched wide receiver Andre Johnson for the team lead. Daniels finished his first year with 34 catches for 352 yards and five touchdowns, all of which were first among rookie tight ends.

The move to Houston returned Pariani to the pro coaching ranks after spending the 2005 season as the offensive coordinator at Syracuse University. He



COACHES

spent 1995-04 coaching the tight ends with the Denver Broncos alongside Texans head coach Gary Kubiak. Before his time with the Broncos he coached with the San Francisco 49ers from 1991-94. Pariani teamed with Kubiak to bring the 49ers a Super Bowl championship in 1994.

In coaching with the Broncos during Super Bowl XXXII and XXXIII and with the San Francisco 49ers in Super Bowl XXIX, Pariani became one of only 17 coaches in the NFL to have won World Championships with two different organizations and one of nine coaches to have done it with teams from different conferences.

While with the Broncos, Pariani coached Shannon Sharpe, the leading receiving tight end in NFL history. Sharpe led the NFL in receptions by a tight end from 1996-98 averaging 73 catches over the three year span. Sharpe totaled 425 receptions for 5,373 yards and 38 touchdowns with Pariani. Sharpe retired in 2004 finishing his career with eight Pro Bowl selections. He retired as the NFL career record holder at the tight end position for receptions, with 815, and yards, with 10,060, and 62 touchdowns. On October 20, 2002, Sharpe set an NFL record with 214 receiving yards by a tight end in a 37-34 OT win at Kansas City.

During his time in Denver, Pariani's tight ends combined for 859 receptions and 9,948 receiving yards, most in the NFL over that 10-year period. In 2001, Pariani's unit combined to catch 100 passes, sending Dwayne Carswell to his first Pro Bowl.

On the ground, Pariani's group helped lead the way for Denver runners to rush for 22,483, most in the NFL from 1995-04. Bronco running backs topped the 1,000-yard mark nine times during Pariani's tenure in the Mile High City.

In 1990 Pariani served as a scouting assistant with the San Francisco 49ers before being promoted to offensive coaches assistant in 1991. The 49ers offense led the league in total yards in 1992 and 93, and scored a team-record 505 points and 62 touchdowns in 1994 en route to a Super Bowl title. After earning his bachelor's degree in political science from UCLA in 1989, Pariani began his career as a graduate assistant at his alma mater.

Pariani was born in San Francisco and was a three sport athlete at Marin Catholic High School in Kentfield, Calif. Pariani and his wife, Stephanie, have two daughters, Jessica and Gianna. The family resides in Houston.

PARIANI'S COACHING LEDGER

2006-09	Tight Ends	Houston Texans
2005	Offensive Coordinator	Syracuse
1995-04	Tight Ends	Denver Broncos
1991-94	Offensive Coaches Assistant	San Francisco 49ers
1990	Scouting Assistant	San Francisco 49ers
1989	Offensive Graduate Assistant	UCLA



COACHES

FRANK POLLACK

Assistant Offensive Line Coach
3rd NFL Season • 3rd with Texans



Frank Pollack is in his third year as the Texans assistant offensive line coach. Pollack will continue to work closely with offensive line coach John Benton to mold the Texans front five.

Last season, the line featured the same starting lineup for all 16 games, marking the first such occurrence in team history. The line paved the way for rookie running back Steve Slaton to set a franchise record with 1,282 rushing yards, while the 32 sacks allowed were the second-fewest in team history. The 2008 offense was the most productive in Texans history, gaining 6,113 total yards, which ranked third in the NFL.

In his first year with the Texans, Pollack helped mold an offensive line that became the best in team history. The line cut its 2006 sack total nearly in half, from 43 to just 22 in 2007, allowing a sack on just four percent of the team's pass attempts. On the ground, the line helped RB Ron Dayne to a team- and career-high 773 yards and six touchdowns.

Pollack's first collegiate coaching position was at his alma mater, Northern Arizona, in 2005 as the co-offensive line coach working specifically with the tackles

and tight ends. He was promoted to the offensive line coach in 2006 where the Lumberjacks produced the Big Sky Player of the Year and Newcomer of the Year. The Northern Arizona offense led the conference in scoring (34.4) and passing (267.2) and finished second in rushing (137.9). Their points per game were fourth in the Division 1-AA.

Pollack was a sixth-round selection by the San Francisco 49ers in 1990. He played by the Bay from 1990-91 before moving to Denver where he played from 1992-93 before ending his career with the 49ers from 1994-98. He finished his career with 90 career games and one Super Bowl Championship with San Francisco in 1994.

Following his NFL career, Pollack worked as a sales associate with Cisco Systems before cofounding eHome, serving as vice president of business development for two years. He was an associate with HRJ Capital/Champion Ventures in San Jose, Calif.

Pollack attended Greenway High School in Phoenix and graduated from Northern Arizona with a degree in advertising in 1990. He and his wife, Wendy, have two sons, Frankie and Carter.

POLLACK'S COACHING LEDGER

2007-09	Asst. Offensive Line	Houston Texans
2006	Offensive Line	Northern Arizona
2005	Co-Offensive Line	Northern Arizona



COACHES

RAY RHODES

Senior Defensive Assistant
29th NFL Season • 2nd with Texans



Ray Rhodes enters his second season with the Houston Texans and first as the senior defensive assistant. He spent the 2008 season as the assistant defensive backs coach. In his new role, he will work closely with first-year defensive coordinator Frank Bush on all aspects of the defensive game plan and will assist defensive backs coach David Gibbs in coaching the secondary.

In his first year in Houston, Rhodes worked primarily with the safeties, a group that was plagued by injuries and featured six different starting combinations. Free safety Eugene Wilson, who signed late in training camp, emerged as a starter over the second half of the season, finishing in a tie for second on the team with two interceptions and third on the team in tackles with 63 on the year. Veteran Nick Ferguson took over the starting role at strong safety and was fifth on the team with 52 tackles.

Rhodes spent the previous five seasons with the Seattle Seahawks, first as the defensive coordinator and then as special projects/defense. In 2005, Rhodes' role as defensive coordinator was limited due to illness before the season began. He maintained his involvement with the defense, helping the Seahawks defense lead the league in sacks with 50 and finish second in the NFL in red zone defense (40.4%). Rookie LB Lofa Tatupu earned a trip to the Pro Bowl after that season.

Prior to joining the Seahawks, Rhodes spent two seasons in Denver as defensive coordinator with Texans head coach Gary Kubiak. He helped the defense, ranked 24th in 2000, improved to a number eight ranking in 2001 and number six ranking in 2002. After his first season three players received Pro Bowl nominations (CB Deltha O'Neal, DT Trevor Pryce and LB Al Wilson). In his only season with the Washington Redskins, Rhodes led the defense to end of the season ranking of fourth. Two players from that season, CB Champ Bailey and DE Marco Coleman, earned Pro Bowl bids.

In 1999, Rhodes held the position of head coach, leading the Green Bay Packers to an 8-8 finish. Prior to his time coaching at Lambeau, Rhodes was at the helm in Philadelphia for four seasons. He earned NFL Coach of the Year honors in 1995 when he guided the Eagles to a 10-6 record and an appearance in the NFC Divisional

Playoff round.

Rhodes was defensive coordinator for San Francisco's 1994 World Championship team. He led the 49ers defense to an eighth place finish that season, as well as a victory over the San Diego Chargers in Super Bowl XXIX. S Merton Hanks, S Tim McDonlad, CB Deion Sanders and DT Dana Stubblefield all earned Pro Bowl nominations following the 1994 season.

He spent two seasons as defensive coordinator in Green Bay (1992-3) and nine seasons with the 49ers (1983-91) as the defensive backs coach. He began his career as the assistant secondary coach in San Francisco (1981-82).

Rhodes spent two seasons as a running back at TCU (1969-70) before transferring to the University of Tulsa (1972-73). He was selected by the New York Giants in the 10th round of the 1974 NFL Draft. He played wide receiver in his first three NFL seasons, including 1975 when he led all NFC receivers with a 20.7 yards-per-catch average. He was switched to defensive back after two seasons

Rhodes, a Mexia, Texas native, and his wife, Carmen, have four daughters: Detra, Candra, Tynesha and Raven.





COACHES

RHODES' COACHING LEDGER

2009	Senior Defensive Assistant	Houston Texans
2008	Defensive Backs Assistant	Houston Texans
2006-07	Special Projects/Defense	Seattle Seahawks
2003-05	Defensive Coordinator	Seattle Seahawks
2001-02	Defensive Coordinator	Denver Broncos
2000	Defensive Coordinator	Washington Redskins
1999	Head Coach	Green Bay Packers
1995-98	Head Coach	Philadelphia Eagles
1994	Defensive Coordinator	San Francisco 49ers
1992-93	Defensive Coordinator	Green Bay Packers
1983-91	Defensive Backs	San Francisco 49ers
1981-82	Assistant Secondary	San Francisco 49ers

ROBERT SALEH

Assistant Linebackers Coach

5th NFL Season • 5th with Texans



Robert Saleh enters his fifth season with the Houston Texans and his first as assistant linebackers coach. Saleh served as a defensive assistant for the previous four years, handling the quality control aspects of the defense

Saleh has worked closely with linebackers coach Johnny Holland during on-field drills for the past three seasons and will see his responsibilities with the unit expand in his new role.

Saleh joined the Texans as a coaching intern during the 2005 season after spending the previous three seasons coaching at the collegiate level. He spent time at the University of Georgia in 2005, where head coach

Mark Richt tabbed him as a defensive assistant.

Saleh spent the 2004 season as a defensive assistant for Central Michigan University, where he worked primarily with the defensive line and defensive backs.

Prior to his season at Central Michigan, Saleh spent two seasons at Michigan State (2002-03) as an offensive assistant for former head coach Bobby Williams and a defensive assistant for head coach John L. Smith. Saleh is a native of Dearborn, Mich. and attended Northern Michigan University, where he started at tight end for four seasons.

Saleh resides in Pearland with his wife, Sanaa.

SALEH'S COACHING LEDGER

2009	Assistant Linebackers Coach	Houston Texans
2006-08	Defensive Assistant	Houston Texans
2005	Coaching Intern	Houston Texans
2005	Defensive Assistant/Linebackers	Georgia
2004	Defensive Assistant/Defensive Line	Central Michigan
2003	Defensive Assistant/Defensive Line	Michigan State
2002	Offensive Assistant/Tight Ends	Michigan State



COACHES



PERRY CARTER

Defensive Assistant

4th NFL Season • 4th with Texans

Perry Carter enters his fourth season as a coach with the Texans, serving as the Texans defensive assistant. Carter also has coaching experience at the collegiate level and in NFL Europa.

In his role as defensive assistant, Carter will work under Texans defensive coordinator Frank Bush, and works primarily with defensive backs coach David Gibbs. He originally joined the Texans staff through the NFL's Minority Coaching Fellowship program during the 2006 training camp. Carter began his coaching career in 2004 as the secondary coach at Texas A&M-Commerce. He worked in private business in 2005, then returned to coaching with NFL Europa's Hamburg Sea Devils as a defensive backs/defensive assistant in the summer of 2006. Carter also worked with the special

teams in Hamburg.

The 37-year-old Carter, a native of McComb, Miss., earned four letters playing cornerback at Southern Mississippi from 1990-94. Carter was drafted by the Arizona Cardinals in the fourth round (107th pick overall) of the 1994 NFL Draft, and went on to play for the Kansas City Chiefs in 1995 and the Oakland Raiders from 1996-98. Carter also played five seasons in the Canadian Football League with the Edmonton Eskimos (2000-01), Montreal Alouettes (2002) and British Columbia Lions (2003-04).

Carter and his wife, Nicole, live in Houston; their daughter Brianna and son Perry, Jr.

CARTER'S COACHING LEDGER

2006-09	Defensive Assistant	Houston Texans
2006	Defensive Backs/Defensive Assistant	Hamburg Sea Devils
2004	Secondary	Texas A&M-Commerce



MATT LAFLEUR

Offensive Assistant

2nd NFL Season • 2nd with Texans

Matt LaFleur enters his second season on the Texans coaching staff and his second in the NFL as an offensive assistant, handling many of the issues facing the coaching staff both on and off the field.

On the field, LaFleur will assist offensive coordinator Kyle Shanahan with the Texans quarterbacks. He worked with the wide receivers in his first season in Houston. Prior to joining the Texans, he worked at Ashland University as the offensive coordinator, coaching the quarterbacks and wide receivers.

LaFleur, 29, began his coaching career at Saginaw Valley State as an offensive assistant in 2003 before taking the same position at Central Michigan from 2004-05.

He coached the quarterbacks and wide receivers at Northern Michigan in 2006.

The Mt. Pleasant, Michigan-native played quarterback and wide receiver at Western Michigan from 1998-99 before transferring to Saginaw Valley State, where he was a quarterback from 2000-02. He played briefly in Omaha, Neb. and Billings, Mont. in the National Indoor Football League before beginning his coaching career. LaFleur and his wife, BreAnne, live in Houston.



COACHES

LAFLEUR'S COACHING LEDGER

2008-09	Offensive Assistant	Houston Texans
2007	Offensive Coordinator/Quarterbacks/Wide Receivers	Ashland
2006	Quarterbacks/Wide Receivers	Northern Michigan
2004-05	Offensive Assistant	Central Michigan
2003	Offensive Assistant	Saginaw Valley State

BRUCE MATTHEWS

Offensive Assistant

1st NFL Season • 1st with Texans

Bruce Matthews enters his first season on the Texans coaching staff and will assist the offensive staff in player evaluation and game preparation.

Matthews, 48, is in his first year as a coach after a Hall of Fame career as a player. He played 19 seasons in the NFL, all with the Houston Oilers-Tennessee Titans franchise. Matthews was the most decorated lineman in league history and was inducted into the Pro Football Hall of Fame in 2007. He tied a league record with 14 consecutive Pro Bowl selections and was a seven-time All-Pro. He was named to the NFL's All-Decade Team for the 1990's and was one of two players to start every game during the decade.

At the time of his retirement in 2001, Matthews had played in more games (296) than any non-kicker in NFL history; and he never missed a game due to injury. During the course of his career, Matthews started at all

five positions along the line, making him arguably the most versatile lineman of all time. His number 74 was retired by the Titans and he was inducted into the franchise's Hall of Fame in 2002.

Matthews was drafted by the Houston Oilers with the ninth overall pick in the 1983 NFL Draft after an All-American career at Southern California. This is Matthews' first coaching position. Following his retirement as a player, Matthews served as a volunteer coach at Elkins High School in Missouri City, Texas, and coached youth football.

Matthews was born in Raleigh, N.C., before moving to Chicago and eventually Los Angeles. He and his wife, Carrie, have seven children: Steven, Kevin, Marilyn, Jake, Michael, Luke and Gweneth.

MATTHEWS' COACHING LEDGER

2009	Offensive Assistant	Houston Texans
------	---------------------	----------------



COACHES

RAY WRIGHT

Strength and Conditioning Coach
9th NFL Season • 8th with Texans



Ray Wright enters his eighth season with the Texans and his first as the head strength and conditioning coach. Wright will oversee all aspects of the team's workout regimen. He was an assistant strength and conditioning coach for the past seven years.

Before coming to Houston, Wright spent one season as the assistant strength and conditioning coach at the University of Maryland, helping the Terps capture the Atlantic Coast Conference title and a berth in the Orange Bowl.

Prior to his stint in College Park, Wright spent six months with the Chicago Bears as a college and pro personnel assistant. He spent the 2000 season as the recruiting coordinator at Cornell University.

Wright launched his NFL career with the Washington Redskins in 1997, serving as a scouting intern. He was promoted to college/ pro scouting administrator in 1998, then to the club's director of player programs in 1999.

Wright played football at Duke from 1990-95 before working as a personal trainer for one year at Gold's Gym in Durham, N.C.

A native of Fort Worth, Texas, Wright is a certified strength and conditioning specialist and has his United States of America Weightlifting Coaching Certification. He is single and lives in Houston.

WRIGHT'S COACHING LEDGER

2009	Strength & Conditioning	Houston Texans
2002-07	Assistant Strength & Conditioning	Houston Texans
2001	Assistant Strength & Conditioning	Maryland
2000	Recruiting Coordinator	Cornell
1999	Director of Player Programs	Washington Redskins
1998	College/Pro Scouting Administrator	Washington Redskins

MATT SCHIOTZ

Assistant Strength and Conditioning Coach
10th NFL Season • 1st with Texans



Matt Schiotz is in his first season as the Texans' assistant strength & conditioning coach. He will assist head strength & conditioning coach Ray Wright.

In 2007, Schiotz was appointed by Miami Dolphins head coach Cam Cameron to direct the Dolphins' strength and conditioning program.

Schiotz joined the Dolphins after spending the previous five seasons (2002-06) as the assistant strength & con-

ditioning coach with the San Diego Chargers. He also served in that capacity with the Washington Redskins in 2001.

Schiotz got his start in the coaching profession when he served as an intern in the strength room of the Kansas City Chiefs in 1994. From 1995-96, he was a graduate assistant at the University of Kansas. He then spent the 1997 season assisting with the Chiefs' strength program before being named the strength and condi-



COACHES

tioning coach at the University of Southern California in 1998, a role in which he served the next three years (1998-2000).

A native of Menomonie, Wisc., Schiotz earned his degree in exercise science from the University of Wis-

consin-La Crosse in 1994 and his master's degree in exercise physiology and nutrition from the University of Kansas in 1997.

SCHIOTZ'S COACHING LEDGER

2009	Assistant Strength & Conditioning	Houston Texans
2007	Head Strength & Conditioning	Miami Dolphins
2002-06	Assistant Strength & Conditioning	San Diego Chargers
2001	Assistant Strength & Conditioning	Washington Redskins
1998-2000	Head Strength & Conditioning	University of Southern California
1997	Assistant Strength & Conditioning	Kansas City Chiefs
1995-96	Graduate Assistant	University of Kansas
1994	Intern	Kansas City Chiefs





STAFF



APRIL BEASLEY

Director of Client Services and Events
5th NFL Season • 5th with Texans

April Beasley was promoted to Director of Client Services and Events in October 2008 after serving as the Manager of Client Services since April of 2007.

Beasley has been with the Texans since 2004 when she started as an intern in the Corporate Development department. She then worked on the Corporate Development game day staff before being hired full-time as a Client Services Coordinator in 2005. She was then promoted to Manager of Client Services before being hired into her current position of Director of Client Services and Events.

As the Director of Client Services and Events, Beasley manages all client service matters for the Texans corporate sponsors, sponsorship activation and is responsible for managing all Texans events.

A native Houstonian, Beasley graduated from the University of Texas at Austin with a degree in mathematics. She is also involved in the art community and is a member of Houston Young People for the Arts. She attended the NFL's business course at the Stanford University Graduate School of Business in June, 2008.



BOB BEERS

College Scout
15th NFL Season • 3rd with Texans

Bob Beers enters his third year with the Texans as a college scout following four seasons with the Detroit Lions. He spent eight years as a college scout with the Denver Broncos from 1995-02. Beers was the head coach for the Colorado Crush of the Arena Football League in 2003. He was the offensive coordinator for the then-World League (NFLE) Amsterdam Admirals, helping them to a 9-1 regular season record and World Bowl appearance.

Beers was the head coach at Western Montana for two seasons (1993-94) and earned Conference Coach of the Year honors both years while claiming two con-

secutive conference titles. Beers got his first taste of the professional coaching ranks, spending 1990-92 as the offensive coordinator for the Frankfurt Galaxy of the World League under head coach Jack Elway. He began coaching on the collegiate level at his alma mater, the University of Montana and as the defensive coordinator at Montana Tech. As a linebacker at Montana, Beers earned All-American honors.

Bob and his wife, Janelle, have three children, son Bobby, who scouts for the Denver Broncos, and two daughters, Cari and Joey.



STAFF



JAY BRUNETTI

Director of Equipment Services

35th NFL Season • 9th with Texans

Brunetti enters his ninth season with the Texans as equipment director. He was hired in April 2001. Brunetti's responsibilities include the purchase, upkeep and repair of all player and coaches equipment. He is also responsible for overseeing the transportation of equipment to away games.

Brunetti came to Houston from Washington, where he spent the previous 26 years with the Redskins. Brunetti joined the Redskins on a part-time basis in 1975 when

he was in junior high. He then became a full-time assistant in 1979 before becoming the youngest equipment manager in the NFL in 1981 at the age of 19. Coach Joe Gibbs' teams advanced to four Super Bowls and won three World Championships with Brunetti heading the equipment staff.

Brunetti and his wife, Linda, have two sons, Jimmy and Drew, and a daughter, Tori. The family lives in Houston.



JON CARR

College Scout

3rd NFL Season • 3rd with Texans

Carr enters his third season with the Texans as a college scout and is responsible for scouting the northeast region. Carr coached 2005-06 at the University of Toledo with their wide receivers. The Rockets appeared in the 2005 GMAC Bowl.

Carr participated in the 2006 NCAA Expert Coach's Academy in Miami. He was the offensive coordinator at Eastern Illinois in 2003-04. He joined the Tennessee State coaching staff in 1997. He was promoted to offensive coordinator in 2000-02. Carr's offense was third in I-AA in 2001 in passing (302 ypg), sixth in total offense (465 ypg) and 14th in scoring (35.4 ppg).

During the summer of 2002, Carr was a member of the Oakland Raiders' preseason coaching staff as part of the NFL's Minority Internship Program. He has worked with the National Football League Properties as the Program Coordinator for Chicago and Detroit summer youth inner-city football camps.

Carr was a quarterback at Southeast Missouri State from 1987-89. He transferred to Purdue, earning a degree in law and society in 1991.

Carr and his wife Shenikwa are the proud parents of Corbyn and Kennedy.



STAFF



KEVIN COOPER

Director of Public Relations

9th NFL Season • 8th with Texans

Kevin Cooper is entering his eighth season with the Texans and fourth as the director of public relations.

Cooper began his NFL career with summer internships in the PR departments with the Tennessee Titans and St. Louis Rams. He spent the 2001 season as a public relations intern with the New York Giants and served in the same capacity with the Texans in 2002 before being hired as the team's media relations assistant in 2003.

In 2004 and 2007, Cooper was part of a staff that won the Pete Rozelle Award, which is voted on by the Pro

Football Writers Association recognizing the NFL's outstanding public relations department. He attended the NFL's Stanford School for Managers in June 2006. He has worked the past four AFC Championship Games with the NFL as the team liaison and four Super Bowls in his career.

Cooper is a 2001 graduate from Syracuse University with a degree in broadcast journalism. A native Houstonian, Cooper attended Jack Yates Senior High School. Cooper and his wife, Allison, reside in Houston.



DIANE CROSSEY

Director of Event Services

8th NFL Season • 8th with Texans

Diane Crossey enters her eighth season as the team's director of event services. In her position, she oversees all aspects of customer service for the Texans including the hiring and training of all event staff, the facilitation of market research programs, and the implementation of customer service initiatives for all Texans fans. During her tenure, the Texans have been recognized for outstanding customer service by organizations such as J.D. Power and Associates, Peggy Morrow & Associates, and the Sports Business Journal.

Prior to coming to Houston, Crossey was the director of the premium club and guest services for the TD Banknorth Garden in Boston. Home of the NHL's Boston Bruins and the NBA's Boston Celtics, the 20,000-

seat TD Banknorth Garden hosts more than 200 major events per year. Ozzolek was responsible for implementing the Premium Club concept for all club and suite holders as well as the management of all customer service initiatives and all guest services staff.

Crossey completed her master's in sport studies from the University of Massachusetts- Amherst. She also holds a bachelor's degree in business administration from UMass and competed as a nationally-ranked athlete and captain of the women's track and field team.

A native of Northampton, Mass., Crossey and husband Tom reside in Manvel.



STAFF



BOB FORD

***Assistant Director of Video Operations
2nd NFL Season • 2nd with Texans***

Bob Ford enters his second season as the Assistant Video Director with the Texans. Ford assists the Texans coaches, players and scouts in recording and editing practices and games. The video department organizes video for the Texans scouting department throughout the season to make the best evaluations in personnel matters.

Prior to entering the ranks of the NFL, Ford was the Director of Video Operations for the University of Arizona football team from 2002-07. He worked as the Course Camera Operator for PGA Tour Productions.

Ford hails from Greenwich, Connecticut and attended the University of Arizona. He lives in Houston.



BRIAN GARDNER

***Director of Pro Personnel
18th NFL Season • 3rd with Texans***

Brian Gardner begins his third season with the Texans as the director of pro personnel. His primary responsibilities include coordinating the recruiting and signing of NFL free agents, organizing player tryouts and monitoring NFL transactions. Along with scouting current NFL talent, Gardner is also responsible for recruiting talent in other professional football leagues, including the Arena Football League and the Canadian Football League.

He arrived in Houston after spending the previous two seasons with the Tampa Bay Buccaneers as a national scout. Gardner began his NFL career with the Buccaneers as a scout from 1992-95. He spent 10 seasons as an area and national scout with the San Francisco 49ers from 1995-05.

Gardner served as a defensive coordinator and director of player personnel with the New Orleans Night of the Arena Football League in 1991-92. He also served as director of player personnel and receivers coach for the Washington Marauders of the Professional Spring Football League in the fall of 1991.

Gardner played three seasons in the Arena Football League with New England (1988), Pittsburgh (1989) and Albany (NY) (1990). He also spent time in the Canadian Football League with the Saskatchewan Rough Riders (1989) and with the Barcelona Dragons (1991) in the World League of American Football. In college, he played at Nicholls State (1982) and Prairie View A&M (1983-86).

Gardner was a member of the NFL Stanford Program for Managers at Stanford University in June, 2006. He is a native of New Orleans and is married to the former Alice Vanessa James. The pair are the proud parents of sons Royal and Tyler.



STAFF



BOBBY GRIER

***Associate Director of Pro Personnel
28th NFL Season • 10th with Texans***

Bobby Grier was tabbed as Houston's associate director of pro personnel in May 2000. Grier previously held the title of vice president/player personnel for the New England Patriots.

Grier spent 18 years as a player personnel executive and as a coach with the Patriots, serving in his vice president role for more than four years. In that capacity, he was responsible for overseeing all aspects of New England's pro and college scouting departments, player evaluations, free agency and the annual NFL Draft. From 1995 until he joined the Texans, Grier served as New England's director of player personnel.

From 1985-92, Grier was New England's running backs coach, working under three different head coaches (Raymond Berry, Rod Rust, Dick MacPherson). The 1985 squad captured the franchise's first AFC championship before losing to the Chicago Bears in Super Bowl XX. That season, Grier's backs gained 2,331 rushing yards, including 1,227 by Houston native Craig James. Grier was a college scout for New England from 1982-84. Grier's first NFL position came in New

England in 1981 when he was the running backs coach under Ron Erhardt.

Grier spent 1978-80 as running backs coach at Boston College under Ed Chlebek, helping the team improve from 0-11 to 7-4. Grier's initial college coaching post came at Eastern Michigan where he coached the running backs for George Mans and then Chlebek from 1974-77. From 1970-73, Grier was the head coach at Detroit's Martin Luther King High School. Grier's first coaching assignment came as an assistant at Kettering (Mich.) High School from 1966-69.

Grier is a native of Detroit. He holds a bachelor's of science degree in physical education from Iowa, where he was a three-year starter at running back as well as a two-time honorable mention All-Big Ten selection. As a senior, Grier led the Hawkeyes in rushing. He and his wife, Wendy, live in Houston. They have two sons — Chris, who is the director of college scouting for the Miami Dolphins, and Michael, who plays for the NHL's San Jose Sharks.



GREG GRISSOM

***Director of Corporate Development
8th NFL Season • 8th with Texans***

Greg Grissom has been a part of the Houston Texans business operations staff since the team began competition in 2002. He was promoted to Director of Corporate Development in January 2006.

Grissom is responsible for identifying potential corporate partnerships, negotiating contracts and servicing the accounts of the team's current corporate partners. Grissom has over 10 years experience in sports sponsorship sales, planning, execution and event marketing.

Before joining the Texans, he worked for Enron Corp. as a sports marketing specialist and spent over four years with the Houston Astros as an account services manager and later as the club's promotions coordinator.

Grissom represents the Texans on the Board of Directors of the Gulf Coast Chapter of the Juvenile Diabetes Research Foundation. A native of Austin, he attended Baylor University. He lives in Houston with his wife, Jamie, and their daughter, Campbell and son, Sam.



STAFF



BRANDON HUNT

Pro Personnel

5th NFL Season • 3rd with Texans

Brandon Hunt joined the Texans pro personnel department in June, 2007. Hunt's responsibilities include evaluating players from around the NFL as well as the Arena Football League.

Prior to Houston, Hunt worked with the Pittsburgh Steelers as their player personnel intern for two seasons, working with both the college and pro scouting staffs. In his first year in Pittsburgh, he was part of an organization that claimed its fifth world championship, winning Super Bowl XL. Hunt began in football as a graduate assistant at his alma mater, Indiana University of Pennsylvania, in 2004.

Hunt was a four-year starter at guard and center at IUP from 2000-03. He captained the team as a senior and earned first-team All-PSAC and All-Region honors at guard. He earned a Bachelor of Science degree in management information systems in December, 2003 and a Masters in Business Administration in August, 2006.

A Los Angeles native raised in Pittsburgh, Hunt is single and resides in Houston.



JON ISHOP

Assistant Athletic Trainer

8th NFL Season • 8th with Texans

Jon Ishop enters his eighth season as the Texans' assistant athletic trainer. Ishop serves as manager of training room operations and intern assignments. He also assists with athlete rehabilitation, inventory and injury record-keeping, in addition to assisting with daily athletic training duties.

Ishop completed his Bachelor of Science degree in Kinesiology at the University of Texas in 1998, and then earned his master's degree in Sports Administration from the University of Houston in 2001. He completed

a Performance Enhancement Specialist certification in 2006, as well as a Message Therapy license in 2008.

Jon resides in Chappell Hill with his wife, Kedra, and their sons, Aedan and Zachary.



STAFF



GEOFF KAPLAN

Director of Sports Medicine/Head Athletic Trainer
17th NFL Season • 1st with Texans

Geoff Kaplan is in his first season as the Houston Texans director of sports medicine/head athletic trainer after spending the last 14 seasons with the Tennessee Titans as an assistant athletic trainer. Kaplan enters into his 17th season in the National Football League.

Kaplan joined the Houston Oilers full-time in 1995 after serving as a season-long intern in 1994. Prior to joining the Oilers, Kaplan served as a season-long intern with the Green Bay Packers in 1993.

A native of Parsippany, N.J., Kaplan earned his degree in physical therapy and a certificate in athletic training from the University of Wisconsin-Madison. He continued his education by becoming a certified strength and conditioning specialist in 1997, and completed his master's degree from Tennessee State University in the summer of 2003. In 2005, Kaplan was certified as

a clinical specialist in sports physical therapy by the American Board of Physical Therapy Specialists. Kaplan frequently lectures on a variety of sports medicine topics, including the rehabilitation of athletic injuries to local and national organizations, hospitals and universities.

Following the 2000 season, Kaplan was part of a Titans training staff that was named the NFL Training Staff of the Year by the Ed Block Foundation and the Professional Athletic Trainers Society.

Geoff and his wife, Shelly, have two children: sons Everett (5) and Sawyer (3). They reside in Sugar Land, Texas.



GREG KONDRITZ

Corporate Counsel
6th NFL Season • 6th with Texans

Greg Kondritz joined the Houston Texans and The McNair Group as Corporate Counsel in June, 2004. In this role, Kondritz assists the general counsel in advising the Houston Texans organization on a variety of legal matters, including sponsorship agreements, loan agreements and compliance with NFL rules and regulations.

Prior to joining the Texans and The McNair Group, Kondritz practiced corporate and securities law with Fulbright & Jaworski L.L.P. in Houston where he was

a Senior Associate in the Corporate, Banking & Business section.

Kondritz earned his J.D. from Vanderbilt University School of Law and Bachelor of Science degree in Finance from Murray State University. He also attended the NFL's business course at the Stanford University Graduate School of Business in June 2006. He resides in Houston with his wife, Alison, and their two children, Jack and Katie.



STAFF



ED LAMBERT

National Scout

8th NFL Season • 3rd with Texans

Ed Lambert enters his third season with the Texans as the national scout. Lambert spent the previous five years as a college scout with the Denver Broncos. He is a 26-year veteran of college and professional coaching ranks.

Lambert coached ten seasons at Vanderbilt, including the 1997 season as offensive coordinator. He worked at Baylor from 1988-91 where he coached the quarterbacks and running backs. He helped lead them to a berth in the 1991 Copper Bowl. Lambert's other collegiate coaching experience came at the University of New Mexico in 1987, Iowa State in 1986, California 1982-83, Howard University in 1981 and Boise State University in 1976-80. In his final season at Boise State, the Broncos won the NCAA Division I-AA national championship.

Lambert coached two seasons in the USFL with the Los Angeles Express, tutoring the running backs. He has also served NFL coaching fellowships in training camp with the Philadelphia Eagles in 1995, Atlanta Falcons in 1993 and Seattle Seahawks in 1991.

Lambert, a native Texan, was born in Beaumont. Lambert earned his bachelor's degree in physical education from San Jose State University in 1972.

He and his wife, Jeanette, have two children, Lamar and Charisse. He also has five grandchildren; Kalen, Ajayia, Turon, Mikayla and Saniya.



MIKE MACCAGNAN

Coordinator of College Scouting

16th NFL Season • 10th with Texans

Mike Maccagnan initially joined the club as a pro scout in January, 2000.

Maccagnan coordinates all of the Texans' college scouting efforts. Before arriving in Houston, Maccagnan spent the previous six years as a scout for the Washington Redskins. He served as a college scout (1994) for the Redskins before becoming a pro scout in 1995.

Prior to joining Washington, Maccagnan worked for the Canadian Football League's Ottawa Rough Riders as the club's director of scouting and director of player personnel. In 1994, he was the director of player per-

sonnel for the CFL's Saskatchewan Roughriders. He also was the director of player personnel for the World League's London Monarchs when that franchise captured the league championship in 1991. In 1990, Maccagnan worked in the World League office in Dallas as a league scout.

A native of Hightstown, N.J., Maccagnan holds a B.A. degree in economics from Trinity (Conn.) College. While a student at Trinity, Maccagnan served as a Redskins training camp scout in 1990. Mike and his wife, Betty, live in Houston.



STAFF



JOE MALOTA

Director of Video Operations

21st NFL Season • 8th with Texans

Joe Malota returned to Houston as assistant video director in February 2002. He spent the previous five seasons as the video director for the New Orleans Saints. He was promoted to director of video operations in March 2008. He oversees all videotaping, editing and production for the Texans, breaking down practice and game tape for the coaching staff. In addition, he oversees the club's game film library and maintains videotapes on all draft-eligible players for coaches and scouts.

Malota broke into the NFL as the assistant video director for the Houston Oilers in 1989. He spent eight seasons with the Oilers before the club moved to Nashville.

Malota attended Southwest Texas State University. He and his wife, Jen, have a daughter, Molly, and a son, Max. The family lives in Cypress.



MIKE MARTIN

College Scout

7th NFL Season • 3rd with Texans

Mike Martin was hired by the Texans in the spring of 2007 as a college scout after spending the previous four seasons with the Tampa Bay Buccaneers personnel department. He began his career with the Buccaneers as a pro personnel assistant in 2003 before moving to pro scouting in 2004 and spent the last two seasons as the national combine scout.

Prior to joining the Buccaneers, he interned with the Tennessee Titans in 2002. Martin played collegiate football at Vanderbilt University (1999-2001) as a safety and on special teams. He was a 2003 SEC Scholar Ath-

lete of the Year finalist. Martin graduated cum laude from Vanderbilt in 2002 with a bachelor's of science in human and organizational developmental studies. He also earned his master's degree in organizational leadership in 2003.

He and wife Cari reside in Atlanta, Georgia.



STAFF



BOB MERRITT

College Scout

7th NFL Season • 3rd with Texans

Bob Merritt was hired by the Texans in the spring of 2007 as a college scout. Merritt spent four seasons with the Detroit Lions. He was hired as an intern in the Lions' player personnel department in 2003, before being promoted to scouting assistant for the 2004 season. He was promoted to Lions/BLESTO scout prior to the 2005 season.

Merritt played outside linebacker at Adrian College, where he graduated with a bachelor's degree in criminal justice in December 1993. He served in the Air Force from February 1994 until April 1996.

Merritt became a graduate assistant football coach at

the University of Toledo in 1998. While there, he earned his master's degree in liberal studies education. Between 1999 and 2002, Merritt coached at the University of Findlay, Bedford High School, New Jersey City University and Tiffin University.



GLEND A MORRISON

Director of Human Resources

10th NFL Season • 10th with Texans

Glenda Morrison has been an employee of The McNair Group since 1993 and of the Houston Texans since the club's inception in 1999. She has performed various roles in the finance and administrative areas and has been responsible for all human resources functions since 1999.

As the current director of human resources, Morrison is responsible for all employment, employee relations and employee benefits administration for The McNair Group and front office Texans staff, as well as being the club representative for the administration of sev-

eral Texans player benefit programs.

Morrison received her business degree from Angelo State University, San Angelo, Texas. She holds a Professional Human Resources certification, is a member of the Mental Health America of Greater Houston's Parity Task Force and is an active volunteer for the Houston Livestock Show and Rodeo.

Morrison and her husband, Ken, live in Houston and have one daughter, Haylee.



STAFF



KEVIN MURPHY

Pro Personnel

4th NFL Season • 4th with Texans

Kevin Murphy enters his fourth season with the Texans and third in the pro personnel department. Murphy served as a pro scouting intern during the 2006 season. Murphy is responsible for evaluating players from teams around the league, along with the Canadian Football League.

Murphy earned four letters as a long snapper at Fresno State from 1999-02 and earned a degree in recreation

administration in May 2003.

Following his collegiate career, he coached tight ends and special teams at Western New Mexico in 2003.

He spent 2004-05 as a graduate assistant at Mississippi State. While in Starkville, he earned his master's degree in sports administration in May 2006. Murphy, a San Diego native, is single and resides in Houston.



CHRIS OLSEN

Director of Football Administration

16th NFL Season • 3rd with Texans

Chris Olsen begins his third season with the Texans as the Director of Football Administration. He spent 13 years working at the NFL league office in New York. Olsen's primary responsibility with the Texans is to work closely with general manager Rick Smith on negotiating player contracts and managing the salary cap.

Olsen served as the manager of labor operations with the NFL Management Council from 1999-2006. He was responsible for reviewing and analyzing player contracts to ensure teams were in compliance with the Collective Bargaining Agreement (CBA) and salary cap. He provided assistance to club executives pertaining to player-related areas of the CBA. He also served as a League liaison to the NFL Players Association regarding player contract matters. In addition, he served as a national game representative and as an instant replay communicator.

He began his tenure with the NFL in 1994 as an analyst in the player personnel department. He was promoted to coordinator in 1998 and became responsible for all facets of the player petition process on special eligibility for the NFL Draft (underclassman prospects) including coordinating player evaluations for the College Advisory Committee. He produced annual reports for the

Competition Committee and reviewed player contracts to ensure their compliance with the NFL's Constitution and By-Laws.

Olsen began working in professional sports during his senior year in college with the Springfield Indians Hockey Club of the AHL in 1989-90 where he served as a public relations/marketing intern. After spending a brief time working for Ark-Asset Management Company, a financial services firm in New York City, he continued his sports career in 1992 while in graduate school by serving as a public relations/marketing intern for the Hartford Whalers of the NHL. Prior to joining the NFL, he worked for the New Jersey State Golf Association.

Olsen is a native of Little Silver, N.J. He received his degree in Business Administration from Western New England College in 1990. He earned a Master's Degree in Sports Management from Springfield College in 1997. Olsen and his wife, Kim, reside in Houston.



STAFF



MICHAEL PARSON

Equipment Assistant

3rd NFL Season • 2nd with Texans

Michael Parson enters his second season as equipment assistant for the Texans. He comes from the New Orleans Saints after several stints as an equipment intern for the club.

Parson worked minicamps and training camps for the Saints in 2001-02. He also worked the full season with the team in 2005. That year, the staff overcame extraordinary challenges in the forced evacuation from New Orleans due to Hurricane Katrina. After departing New Orleans, the club's base of operation moved three times, including a last stop at a high school baseball stadium in San Antonio. The staff was awarded the Whitey Zimmerman Memorial Award, annually given to the NFL equipment staff that exceeds the usual de-

mands of the position with excellent service.

Parson was the equipment manager for four years at the University of New Orleans, where he oversaw the equipment operations for entire athletic department. He was also equipment manager for the Benedict College during the 2003 season.

Parson, a 2003 graduate of Mississippi State University with a bachelor's degree in physical education, was born in Vicksburg, Mississippi and now resides in Houston.



ROLAND RAMIREZ

Athletic Trainer/Coordinator of Rehabilitation

3rd NFL Season • 2nd with Texans

Roland Ramirez enters his second season as assistant Athletic Trainer/Coordinator of Rehabilitation with the Texans. He held this same position with the Atlanta Falcons during the 2007 season, and served as a contract athletic trainer for the Tennessee Titans during the 2005 and 2006 seasons. Ramirez also served as an assistant athletic trainer for the Nashville Kats Arena Football team (AFL) during the 2006 season.

Prior to entering the ranks of the NFL, Ramirez worked as a physical therapist in an orthopedic and sports medicine clinic while completing his graduate work in athletic training. He earned a dual masters degree in physical therapy and athletic training from the Texas Tech University Health Sciences Center in 2004 and 2005, respectively. Ramirez completed his undergraduate work at Texas Tech University, where he played

football from 1998-99.

As a graduate student, Ramirez served as an athletic trainer for baseball teams at Wayland Baptist University and Lubbock Christian University. He also worked with the Texas Tech University football team during the 2004 season, and served as an intern strength and conditioning coach prior to the 2004 season as well. He holds a certification as a strength and conditioning specialist and is a member of the NATA, APTA, NSCA and PFATS.

Ramirez and his wife, Misty, and their son, Kade, live in Sugar Land.



STAFF



MISSY RENTZ

Director of Advertising and Branding
3rd NFL Season • 3rd with Texans

Missy Rentz is the keeper of the Texans' brand and all related advertising agencies, creative and design work. She also oversees the Houston Texans Cheerleaders, TORO, regional and Hispanic marketing, youth marketing, preseason TV production and merchandise sales.

Rentz brings with her a wealth of experience, including marketing for the Washington Post's website and interactive media. She was responsible for marketing and media partnerships with the NHL's Washington

Capitals and most recently for team services, where she worked on the American Dairy Association/Dairy Management Inc. account and all of their NFL sponsorships nationwide.

Rentz hails from Winchester, Va. She attended George Mason where she graduated with a Communications degree. She resides in Houston.



LYLOYD RICHARDS, JR.

Director of Football Operations
7th NFL Season • 3rd with Texans

Lloyd Richards, Jr. enters his seventh season in the NFL and third with the Texans as director of football operations. He oversees team travel, training camp and game day operations which include all aspects dealing directly with the game or the Texans and the visiting team.

On game day, he is responsible for overseeing the sideline communication equipment as well as instant replay equipment. He serves as the team liaison with the NFL, the officials and the visiting team; he also handles catering in all Texan areas.

Richards oversees the team practice facility and Texans areas in Reliant Stadium, including scheduling, cleaning and maintenance. He is responsible for maintaining the day-to-day football operations budget

as well as planning for future large expenditures and projects.

Richards began his NFL career with the Tampa Bay Buccaneers in 1998 as a pro scouting assistant. He was named the Bucs' West Coast college scout in 2000. He worked with the Washington Redskins in 2001 as the assistant director of pro personnel.

Richards, a 1995 graduate from the University of Illinois, moved back to Champaign in 2002 as the director of football operations. He completed his masters in organizational communications from Illinois in the summer of 2003. He was promoted to assistant athletic director for football operations in 2005. Richards and his wife, Maria, reside in Pearland with their daughter, Jasmin, and son, Lloyd III.



STAFF



NICK SCHENCK

Director of Media Products

7th NFL Season • 6th with Texans

Nick Schenck enters his seventh season in the NFL and sixth with the Texans. In his role as the director of media products, he oversees the team's websites (HoustonTexans.com, ImaTexan.com and the team's official message boards), including delivery of all content as well as driving online revenue. He also serves as chief editor of the team yearbook, Gameday magazine and quarterly bulletin.

In October 2008, HoustonTexans.com was recognized as one of the Silver Award Winners in the 2008 W3 Awards competition in three separate categories for "Sports" website, "Best Video or Motion Graphics" and "Best Visual Appeal."

Schenck began his NFL career as an intern in the Tex-

ans' Internet Services and Publications Department during the 2003 season. Following a season as the U.S. PR representative for the NFL Europe's Frankfurt Galaxy, Schenck was hired by the San Diego Chargers in July 2004 as the Managing Editor of Website and Publications. He returned to Houston in April 2005 as the Texans' Internet Services and Publications Manager. Schenck has assisted the NFL's PR efforts in a pair of Super Bowls.

A native of Minneapolis, Schenck graduated in 2003 with bachelor's degrees in Public Relations and Spanish from the University of Southern California, where he interned in the sports information department. He resides in Bellaire with his wife, Celeste.



JEFF SCHMITZ

Director of Information Technology

8th NFL Season • 8th with Texans

Jeff Schmitz is entering his eighth season with the Texans and an employee of The McNair Group since March, 1997. He was named Director of Information Technology for the Houston Texans and The McNair Group in January, 2008 and is responsible for leading the overall IT functions of both entities.

Since joining the Houston Texans and McNair Group, Schmitz has held various positions in the Finance and Accounting departments before moving into the IT department as Manager of Information Technology. His

experience in accounting systems, applications, network design, security and project management bring the Texans a unique set of talents to support and grow existing IT systems.

Schmitz received a BBA in Accounting from Pittsburg State University. He lives in Missouri City with his wife, Leslie and their daughters, Courtney and Hannah.



STAFF



CHRIS SNELL

Equipment Services Assistant
7th NFL Season • 5th with Texans

Christian Snell enters his fifth season in the Texans equipment department after spending the previous two years as the equipment intern for the New York Jets.

In addition to his work with the Jets, Snell served as the assistant equipment manager for the Hamburg Sea Devils of NFL Europe in the spring of 2005.

Snell was the head football student manager for the Iowa Hawkeyes during his undergraduate days in Iowa City. He earned a bachelor's degree in journalism and

mass communications from Iowa with a minor in sports studies.

Originally from Nora Springs, Iowa, Snell is single and lives in Houston.



DALE STRAHM

Director of College Scouting
12th NFL Season • 4th with Texans

Dale Strahm joined the Texans as the director of college scouting in June 2006. A veteran of 29 collegiate football seasons in the coaching ranks, Strahm moved into NFL scouting with the Denver Broncos in 1998 after completing his coaching career.

Strahm was head coach at Western Carolina University from 1989-90 and has experience as a defensive coordinator at Temple University (1994-97), Duke University (1990-93), the University of Georgia (1981-88), Navy (1977-80) and Bowling Green (1971-76). He began his coaching career as a graduate assistant at Bowling Green in 1968. He has also spent six years coaching at the high school level. During Strahm's tenure at Georgia, the Bulldogs won SEC Championships in 1981 and 1982 and participated in eight consecutive bowl games. In all, he coached in 11 major bowl games.

Strahm is a 1966 graduate of Ohio Northern University, where he played four years of football and ran four years of track, earning six varsity letters in the process. Strahm recently was recognized by ONU for his outstanding career in football after he was inducted into the school's Athletic Hall of Fame. Additionally,

he earned his master's degree from Bowling Green in 1970.

In his career, Strahm has worked with four men who have been inducted into the College Football Hall of Fame. His brother, Dick, with whom he coached at Western Reserve High School in Warren, Ohio, was inducted for his work at Findlay College. Strahm worked with Don Nehlen at Bowling Green, George Welsh while at the Naval Academy, and Vince Dooley at Georgia.

A native of Toledo, Ohio, Strahm is a graduate of E.D. Libbey High School, where he was inducted into the school's Hall of Fame in 1997. He and his wife, Diane, reside in Charlotte, N.C. The couple has three sons, Brian, Bradley and Brett.



STAFF



BRIAN VARNADOE

Director of Premium Seating
8th NFL Season • 8th with Texans

Brian Varnadoe enters his eighth season with the Houston Texans. He joined the team just before the first season in the ticket sales department. He moved to the luxury suites sales group in 2003 and has successfully formed many partnerships with companies and individuals in the premium areas. He was promoted to director of premium seating in July 2006.

Varnadoe is responsible for the sales and service of all the premium seats in Reliant Stadium, which has 194 luxury suites and more than 8,400 club seats. Varnadoe

joined the Houston Texans after reporting on news and sports with KTEN television in Denison, Texas. Before KTEN, he worked at Lyondell Petrochemical Company in the polymers customer service group. He graduated from the University of Texas with a degree in journalism.

He now lives in Kingwood with his wife, Michelle, and their two daughters, Peyton and Mackenzie.



SEAN WASHINGTON

Director of Player Development
3rd NFL Season • 3rd with Texans

Sean Washington begins his third season with the Texans as director of player development. He serves as a key resource for players to minimize their off-the-field distractions. He is the central figure in providing support service for players and their families. Washington is responsible for assisting players and their families with transition in and out of the organization, continuing education, life skills seminars, financial education classes and career internships.

He previously coached at Alief Elsik High School. Washington worked the past decade with high school students, mentoring, teaching and coaching around the Houston area. He was the Texas Sports Development Academy youth camp director.

Washington played defensive back for the New Orleans Saints in 1994 as an undrafted free agent and

then played in the World Bowl with the Amsterdam Admirals in 1995.


Washington, a Houston native, attended Waltrip High School and received his degree in Sport Management from Rice University in 1994. He was an All-Southwest Conference cornerback in 1991-93 and a member of the Sporting News All-American team in 1993 with the Owls. Washington and his wife, Eanisha, reside in Richmond with their son, Lake.



STAFF



Roberta Anding
Team Dietician



Derek Beeman
Director of Ticket Sales




Brooke Bentley
*Media Products
Coordinator*



Sharon Boschi
*Administrative Assistant,
Sales and Marketing*



Dr. David Braunreiter
Team Internist



Adam Bruchas
Promotions Coordinator



Lance Cavazos
*Marketing Events
Coordinator*



Jeff Clarke
*Offices Services,
Ridgway's*



Everett Coleman
*Strength and Conditioning
Assistant*



Katie Cordes
*Customer Service
Representative*



Rita Daniels
*Executive Assistant to
Rick Smith*



Marvin Dave
Office Services Coordinator



Amber Davies
*Administrative Assistant,
Pro and College Scouting*



Ted Dickerson
*Traffic and Parking
Services Manager*



Zac Emmons
Public Relations Manager



Hoffie Ferreira
*Customer Service
Representative*



STAFF



Erin Fortney
*Premium Seating Sales and
Service Representative*



Jonathan Frost
Mascot Coordinator



Courtney Galleher
*Accounts Payable
Specialist*



Susie Galvan
*Administrative Assistant,
Chairman's Office*



Alto Gary
*Cheerleader Programs
Manager*



Gavin Gehrt
Senior Producer



Brian George
*Corporate Development
Representative*



Amanda Goldstein
Club Seat Coordinator



Chris Gregg
Ticket Sales Representative



Risa Hall
*Community Relations
Manager*



Casey Harbich
*Marketing Events
Coordinator*



Dr. Dana Harper
Team Chiropractor



Laura Heidbreder
Graphic Designer



Cara Hickman
Design Project Coordinator



Preston Hill
*Corporate Development
Manager*




Joni Honn
Team Massage Therapist



STAFF



Kristina Humiston
Investor Relations Liaison



Kathryn Iribarren
Customer Service Representative



Mark Jones
Ticket Sales Representative



Georgie Jozwiak
Executive Assistant to Philip Burguières



Emily Keever
Human Resources Coordinator



Jan Kelley
Risk Manager



Mari Jo Kohler
*Administrative Assistant,
College Scouting*



Kevin Krajcovic
Football Administration Analyst



Lydia Launey
Executive Assistant to Scott Schwinger



Lauren Lister
Senior Accountant




Bonny Marshall
Executive Assistant to Jamey Rootes



Kandyace Mayberry
Community Development Coordinator



Matt McKee
Customer Service Representative



Mike Major
Network Engineer



Cheryl Moffett
*Administrative Assistant,
Accounting*



Dr. James Muntz
Team Internist



STAFF



Courtney Neal
Ticket Sales Representative



Carol Adatto Nelson
*Team Travel Consultant,
Carlson Wagonlit Travel*



Dr. Tom O'Brien
Team Dentist



Sue Anna O'Hara
*Executive Assistant to
Suzie Thomas, Office
Services Administrator*



Glen Oskin
Client Services Coordinator



Kim Phillips
*Executive Assistant to
Gary Kubiak*




Lindsey Pickard
Client Services Coordinator



Jason Potter
*Account Executive,
Suite Sales*



Shari Rainey
*Luxury Suite Service
Manager*



Lisa Ruiz
Payroll Manager




John Sanchez
*Information Technology
Manager*



Janess Sayle
Foundation Manager



Holly Schweitzer
Event Services Coordinator



Sybil Scott
*Administrative Assistant,
Communications*



Nick Scurfield
Publications Coordinator



Anthony Shade
Network Administrator



STAFF



Robin Smith
*Employee Benefits
Manager*



Austen Smith
*Corporate Development
Event Coordinator*



Adam Smith
Ticket Sales Representative



Jon Southern
Assistant Treasurer




Tamala Theeck
Director of Accounting



TORO
Team Mascot



Greg Tyler
Team Pastor



Daniel Velasco
*Regional and Hispanic
Marketing Coordinator*



Becky Virtue
*Executive Assistant to
Robert C. McNair*



Doug West
*Football Operations
Manager*



Susan Wilbanks
*Administrative Assistant,
Football Operations*



Alice Winn
Staff Accountant



Trey Young
Ticket Services Manager



Don Zullick
*Football Administration
Coordinator*



ADIBI, XAVIER

Height: 6-2
 Weight: 243
 College: Virginia Tech
 Hometown: Hampton, Virginia
 2nd NFL season
 2nd with Texans
 Acquired: D4, 2008 (118th overall)
 Age as of Kickoff Weekend 2009: 24
 2008 GP/GS: 7/5
 Career GP/GS: 7/5
 Teams: Houston, 2008



52 XAVIER ADIBI

LINEBACKER

TRANSACTIONS: Selected by Houston Texans in the fourth round (118th overall) in the 2008 NFL Draft...Signed with Texans on July 16, 2008.

HONORS: Pro Football Weekly All-Rookie team... The Sporting News All-Rookie team.

PRO: Entering his second-year looking to break into the Texans starting lineup as an outside linebacker...finished his rookie campaign with 34 tackles and one fumble recovery.

2008 Houston (7/5): Played in seven games with five starts...finished the year with 26 solo tackles, eight assists and one fumble recovery...inactive for the first two games of the season...contributed on special teams and at linebacker in his professional debut, but did not record a tackle at Jacksonville (9/28)...inactive vs. Indianapolis (10/5), vs. Miami (10/12), vs. Detroit (10/19), vs. Cincinnati (10/26), at Minnesota (11/2)...played at linebacker and registered three total tackles vs. Baltimore (11/9)...started his first NFL game at linebacker for the first time in his career at Indianapolis (11/16)...led the team with a career-high 14 total tackles...started at linebacker and posted four solo tackles...also recovered the first fumble of his career in the fourth quarter at Cleveland (11/23)...started at linebacker and recorded five total tackles and one quarterback hurry vs. Jacksonville (12/1)...started at linebacker and registered three solo

tackles and three assists at Green Bay (12/7)...started at linebacker and posted two tackles...left the game early with a groin injury vs. Tennessee (12/14)...inactive the last two games of the season at Oakland (12/21) and vs. Chicago (12/28).

COLLEGE: Started 40 of 47 contests at Virginia Tech...recorded 291 tackles (133 solos) with 11 sacks for minus 34 yards...caused five fumbles and recovered another that he advanced 35 yards for a touchdown...deflected 12 passes and had eight interceptions for 170 yards in returns (21.2 avg) with two touchdowns...just the second linebacker in school history to earn first-team All-American honors (2007), joining Mike Widger (1968)...residential property management major.

PERSONAL: Attended Phoebus (Hampton, Va.) High School...named an All-American by Prep Star as a defensive lineman and an All-American by Super Prep as a linebacker...2002 AAA first-team All-State selection by the Associated Press as a defensive lineman...earned first-team and Defensive Player of the Year honors on the 2002 AAA coaches All-State team...received VHSCA All-Eastern Region and Newport News Daily Press All-Star Team honors as a defensive lineman his final campaign...Added first-team All-Region accolades, along with picking up first team AAA Coaches and Associated Press All-

ADIBI, XAVIER



State recognition at defensive end as a junior...
Helped his team to back-to-back Group AAA championships, leading a Phantoms' defense

that held opponents to fewer than five points a game.

Adibi's Career Statistics

Year	Team	GP	GS	TACKLES					Yds	INTERCEPTIONS					PD	FUMBLES			
				Tot	Solo	Asst	Sk			No	Yds	Lg	TD			FF	FR	Yds	TD
2008	Hou	7	5	34	36	8	0	0	0	0	0	0	0	0		1	0	0	0
NFL Totals		7	5	34	26	8	0	0	0	0	0	0	0	0		1	0	0	0

Single Game Highs

- Tackles
- 14 @ Indianapolis (11-16-08)
- 6 @ Green Bay (12-7-08)
- 5 vs. Jacksonville (12-1-08)
- Fumble Recovery
- 1 @ Cleveland (11-23-08)

Additional Statistics

Special Teams Tackles: 1 total; 2008 – 1.





ANDERSON, DAVID

Height: 5-10
 Weight: 197
 College: Colorado State
 Hometown: Westlake Village, California
 4th NFL season
 4th with Texans
 Acquired: D7, 2006
 Age as of Kickoff Weekend 2009: 26
 2008 GP/GS: 16/0
 Career GP/GS: 33/1
 Teams: Houston, 2006-08



89 DAVID ANDERSON

WIDE RECEIVER

TRANSACTIONS: Selected by Houston Texans in the seventh round (251st overall) in the 2006 NFL Draft...Signed with Texans on July 13, 2006...Released by Texans on September 1, 2007...Re-signed by Texans on September 26, 2007...Re-signed by the Texans on March 4, 2009.

PRO: Crafty wide receiver who established himself as the Texans slot receiver in 2008...has 32 career receptions for 399 yards and three touchdowns in three seasons with Houston...drafted in the seventh round of the 2006 NFL Draft by the Texans.

2008 (Houston 16/0): Played in all 16 games with one start...established career-highs with 19 receptions for 241 yards and two touchdowns...had touchdown receptions in back-to-back weeks vs. Cincinnati and at Minnesota...had a career-long 65-yard reception that tied for a team high in Week 16 at Oakland...caught one pass for two yards at Pittsburgh (9/7)...played at wide receiver but did not record a catch at Tennessee (9/21)...contributed on special teams and at wide receiver but did not record a catch at Jacksonville (9/28)...caught one pass for four yards vs. Indianapolis (10/5)...contributed on special teams vs. Miami (10/12)...played on special teams vs. Detroit (10/19)...caught two passes for 28 yards and his first touchdown of the season vs. Cincinnati (10/26)...caught two passes for 12 yards, including a three yard touchdown in the

third quarter at Minnesota (11/2)...tied a career high with four receptions for 46 yards vs. Baltimore (11/9)...caught two passes for 26 yards at Indianapolis (11/16)...caught one pass for 11 yards at Cleveland...played at wide receiver and on special teams vs. Jacksonville (12/1)...caught three passes for 34 yards at Green Bay (12/7)...also played on special teams where he had one assist...caught one pass for four yards...also played on special teams vs. Tennessee (12/14)...caught one pass for a career high 65 yards at Oakland (12/21)...the 65-yard catch tied the team's longest pass play of the season, tying a 65-yard catch by WR Andre Johnson the week before against Tennessee...played on special teams and at wide receiver...caught one pass for nine yards vs. Chicago (12/28).

2007 (Houston 7/0): Saw action in seven games in his sophomore campaign...made his season debut at Atlanta (9/30) and caught one pass for nine yards...had the best day of the season vs. Tennessee (10/21), grabbing four passes for 45 yards and his first career touchdown.

2006 (Houston 9/0): Played in nine games...spent the first part of the season on the practice squad...finished with one catch for 27 yards...saw his first NFL action against Jacksonville (10/22)...made his first career NFL catch with a 27-yard reception at New England (12/17).

ANDERSON, DAVID



COLLEGE: Appeared in 47 games at Colorado State with 43 starts...left with the school career records with 200 receptions for 3,330 yards, topping the previous marks of 191 catches for 3,163 yards by Greg Primus (1989-92)...was third in CSU history with 20 touchdown catches...set school season records with 1,282 yards on 72 receptions in 2003...15 100-yard receiving games broke the old school career record of 13 by Willie Miller (1972-74)...All-American third team and All-Mountain West Conference first team selection by The NFL Draft Report...speech communications major.

PERSONAL: Born in Westlake Village, California...all-west region by SuperPrep magazine at Thousand Oaks High School (Calif.)...won the league MVP and the team MVP two years...holds all major receiving records at Thousand Oaks...earned school and conference academic honors with a 3.8 grade point average...born David Kent Anderson.

Anderson's Career Statistics

Year	Team	G	GS	Rush	Yds	Avg	Lg	TD	Rec	Yds	Avg	Lg	TD
2006	Hou	9	0	0	0	--	--	0	1	27	27.0	27	0
2007	Hou	8	0	0	0	--	--	0	12	131	10.9	24	1
2008	Hou	16	1	0	0	--	--	0	19	241	12.7	65	2
NFL totals		33	1	0	0	--	--	0	32	399	12.5	65	3

Single Game Highs:

Receptions

4 vs. Baltimore (11-9-08)

4 vs. Tennessee (10-21-07)

3, three times, most recent:

3 @ Green Bay (12-7-08)

Receiving Yards

65 @ Oakland (1 reception, 12-21-08)

46 vs. Baltimore (4 receptions, 11-9-08)

45 vs. Tennessee (4 receptions, 10-21-07)

Long

65 @ Oakland (12-21-08)

27 @ New England (12-17-06)

24 vs. Tennessee (10-21-07)

Touchdowns

1 vs. Minnesota (11-2-08)

1 vs. Cincinnati (10-26-08)

1 vs. Tennessee (10-21-07)

Additional Statistics

Special Teams Tackles: 4 total; 2006 – 2, 2007 – 1, 2008 – 1.



BARBER, DOMINIQUE

Height: 6-0
Weight: 214
College: Minnesota
Hometown: Wayzata, Minnesota
2nd NFL season
2nd with Texans
Acquired: D6, 2008 (173rd overall)
Age as of Kickoff Weekend 2009: 23
2008 GP/GS: 12/0
Career GP/GS: 12/0
Teams: Houston, 2008



34 DOMINIQUE BARBER SAFETY

TRANSACTIONS: Selected by Houston Texans in the sixth round (173rd overall) in the 2008 NFL Draft...Signed with Texans on June 19, 2008.

PRO: Young safety looking to transition from special teams stud to full-time safety...finished his rookie year with five tackles and his first career sack in the season finale against Chicago...finished third on the team with ten special teams tackles.

2008 (Houston 12/4): Played in 12 games...posted five total tackles with one sack...was a key contributor on special teams all season where he was third on the team with 10 tackles...inactive at Pittsburgh (9/7)...played on special teams and had one assist at Tennessee (9/21)...saw his first action on defense at safety when C.C. Brown broke his arm late in the game at Jacksonville (9/28)...recorded the first tackle of his career...contributed on special teams vs. Indianapolis (10/5)...inactive due to a hamstring injury vs. Miami (10/12), vs. Detroit (10/19), vs. Cincinnati (10/26)...returned to action in his hometown at Minnesota (11/2)...recorded one assist on special teams...registered two tackles on special teams vs. Baltimore (11/9)...played at free safety and posted one assist...made one special teams tackle at Indianapolis (11/16)...played on special teams at Cleveland (11/23)...played at safety and on special teams vs. Jacksonville (12/1)...played at safety at Green Bay (12/7)...recorded two special teams tackles...played on special teams vs. Tennessee (12/14)...made two solo

tackles while playing at safety...also played on special teams where he made three tackles at Oakland (12/21)...played at free safety and on special teams...recorded one sack when he tackled Bears QB Kyle Orton for a nine-yard loss in the third quarter vs. Chicago (12/28).

COLLEGE: Appeared in 26 games as a Golden Gopher with 24 starts...totaled 191 tackles, including 130 solo stops during his career...collected 174 of his 191 career stops during the 2006 and 2007 seasons for an average of 87 total tackles per season as a junior and senior...finished with four career interceptions and 13 pass break-ups...also had four fumble recoveries (returning one for a touchdown) and three forced fumbles...lettered all four seasons at Minnesota...majored in communication studies.

PERSONAL: A 2004 graduate of Wayzata High School (MN)...named all-state and all-county his senior season at defensive back and was an all-conference and all-area selection his senior season at running back...tallied one interception, which he returned for a touchdown in 2003...rushed for 911 yards on 138 carries with nine scores last season, while also recording 25 catches for 288 yards with three touchdowns...also lettered twice in hockey and once in baseball...son of Marion and Karen Barber...father, Marion Jr., is a former NFL and All-Big Ten running back for the Gophers and brother, Marion III plays for the Dallas Cowboys.

BARBER, DOMINIQUE



Barber's Career Statistics

Year	Team	GP	GS	TACKLES					INTERCEPTIONS					FUMBLES			
				Tot	Solo	Asst	Sk	Yds	No	Yds	Lg	TD	PD	FF	FR	Yds	TD
2008	Hou	12	0	5	4	1	1	9	0	0	0	0	1	0	0	0	0
NFL Totals		12	0	5	4	1	1	9	0	0	0	0	1	0	0	0	0

Single Game Highs

Tackles

2 @ Oakland (12-21-08)

1, three times, most recent:

1 vs. Chicago (12-28-08)

Sacks

1.0 vs. Chicago (12-28-08) K. Orton

Additional Statistics

Special Teams Tackles: 10 total; 2008 – 10.





BENNETT, FRED

Height: 6-1
Weight: 200
College: South Carolina
Hometown: Manning, South Carolina
3rd NFL Season
3rd with Texans
Age as of Kickoff Weekend 2009: 25
Acquired: D4, 2007 (123rd overall)
2008 GP/GS: 16/6
Career GP/GS: 30/14
Teams: Houston, 2007-08



32 FRED BENNETT CORNERBACK

TRANSACTIONS: Selected by Houston Texans in the fourth round (123rd pick overall) of the 2007 NFL Draft...Signed by Texans on July 26, 2007.

PRO: Physical, rangy cornerback who led the Texans in interceptions as a rookie...was the second Texans rookie to lead the team in interceptions, following CB Dunta Robinson, who had 6 in 2004...has appeared in 30 career games for the Texans starting 14...has made 96 career tackles, five interceptions, 23 passes defended and four forced fumbles.

2008 (Houston 16/6): Played in all 16 games with six starts...registered 41 total tackles with 33 solo...also forced two fumbles...started at cornerback at Pittsburgh (9/7)...recorded four solo tackles with one assist...forced a fumble when he hit receiver Santonio Holmes in the second quarter...started at cornerback at Tennessee (9/21)...made two solo tackles and one assist...started at cornerback at Jacksonville (9/28)...recorded two tackles...played at cornerback totaling three tackles and one pass defended vs. Indianapolis (10/5)...played at cornerback vs. Miami (10/12)...registered one solo tackle...played at cornerback vs. Detroit (10/19)...recorded one assist and one pass defended...played at cornerback vs. Cincinnati (10/26)...posted four total tackles...started at cornerback at Minnesota (11/2)...totaled two solo tackles...started at cornerback vs. Baltimore (11/9)...reg-

istered five solo tackles and one pass defense...started at cornerback at Indianapolis...recorded a season-high seven total tackles...played at cornerback at Cleveland (11/16)...made his first interception of the season when he snatched a Brady Quinn pass away in the third quarter for his fourth career pick...played at cornerback vs. Jacksonville (12/1)...made two solo tackles and one pass defended...played at cornerback where he posted two solo tackles at Green Bay (12/7)...also played on special teams...played at cornerback vs. Tennessee (12/14)...intercepted QB Kerry Collins' third pass of the game for his second pick of the season and fifth of his career...returned the interception 23 yards for the second longest return of his career...posted one assist while playing at cornerback at Oakland (12/21)...played at cornerback vs. Chicago (12/28)...registered three solo tackles and a forced fumble...also played on special teams where he made one tackle.

2007 (Houston 14/8): Played in 14 games with eight starts...led the team with three interceptions...ranked third among NFL rookies and was the fifth-best total in Texans history...registered 55 tackles, including 49 solos, a team-high 17 passes defended and two forced fumbles...made his first NFL start at Oakland (11/4) and finished with three total tackles...intercepted his first career pass, picking off QB Josh McCown in the second quarter and returning it 14 yards...

BENNETT, FRED



started at Cleveland (11/25) and registered his second interception of the season, returning it for 33 yards and six total tackles...started at Tennessee (12/2) and recorded five total stops, three solo...intercepted his third pass of the season...started at Indianapolis (12/23) and recorded a career-high 11 solo tackles...also recorded a pass defended and a forced fumble.

COLLEGE: Played in 48 career games at South Carolina, starting 34, and finished with 108 tackles (83 solos), nine interceptions, 24 pass deflections, one forced fumble and a fumble recovery...played both cornerback and safety during

his career...two-time All- Southeastern Conference selection...named a defensive captain as a senior in 2006.

PERSONAL: Attended Manning (S.C.) High School...was a 2001 Shrine Bowl participant...rated the fourth-best prospect in the state of South Carolina according to Super Prep...captain of both the football and basketball teams, and also competed in track...competed the 100- and 200-meter dashes, high jumped and ran a leg on the school's 4x100-meter relay team...born Fredrick Bennett in Manning, S.C.

Bennett's Career Statistics

Year	Team	GP	GS	TACKLES					INTERCEPTIONS					FUMBLES			
				Tot	Solo	Asst	Sk	Yds	No	Yds	Lg	TD	PD	FF	FR	Yds	TD
2007	Hou	14	8	55	49	6	0	0	3	47	33	0	17	2	0	0	0
2008	Hou	16	6	41	33	8	0	0	2	26	23	0	6	2	0	0	0
NFL Totals		30	14	96	82	14	0	0	5	73	33	0	23	4	0	0	0

Single Game Highs

Tackles

11 @ Indianapolis (12-23-07)

8 vs. Tampa Bay (12-9-07)

8 vs. Denver (12-13-07)

Interceptions

1 vs. Tennessee (12-14-08)

1 @ Cleveland (11-23-08)

1 @ Tennessee (12-2-07)

1 @ Cleveland (11-25-07)

1 @ Oakland (11-4-07)

Forced Fumbles

1 vs. Chicago (12-28-08)

1 @ Pittsburgh (9-7-08)

1 @ Indianapolis (12-23-07)

1 @ Jacksonville (10-14-07)

Additional Statistics

Special Teams Tackles: 9 total; 2007 – 7, 2008 – 2.



BENTLEY, KEVIN

Height: 6-0
 Weight: 245
 College: Northwestern
 Hometown: Montclair, California
 8th NFL season
 2nd with Texans
 Age as of Kickoff Weekend 2009: 30
 Acquired: UFA (SEA), 2008
 2008 GP/GS: 16/7
 Career GP/GS: 103/29
 Teams: Cleveland 2002-04,
 Seattle 2005-07, Houston 2008



57 KEVIN BENTLEY LINEBACKER

TRANSACTIONS: Selected by the Cleveland Browns in the fourth round (101st pick overall) of the 2002 NFL draft...Signed by Browns on July 16, 2002...Signed with the Seattle Seahawks on March 17, 2005...Signed with the Houston Texans on March 3, 2008.

PRO: One of the best Texans special teams players...versatile linebacker that has the ability to play all three linebacker positions in the 4-3 defense...has appeared in 103 career games with 29 starts...started seven games in 2008, most since his second year in the NFL...has 257 career tackles and recorded his first career sack last season...played in Super Bowl XL with the Seattle Seahawks in 2006.

2008 (Houston 16/7): Played in all 16 games with seven starts...recorded the second most starts in his career...finished the season with 32 total tackles and one forced fumble...recorded his first career sack in Week 10 against Baltimore...also led the Texans in special teams tackles with 23...recorded four tackles on special teams at Pittsburgh (9/7)...registered two special teams tackles vs. Miami (10/12)...played on special teams vs. Detroit (10/19)...recorded one tackle and one assist on special teams vs. Cincinnati (10/26)...played on special teams at Minnesota (11/2)...made his first start of the season at linebacker...posted seven total tackles, including his first career sack vs. Baltimore (11/9)...registered one assist on special teams at Indianapolis (11/16)...started at linebacker and made four

total tackles, three solo at Cleveland (11/23)...started at linebacker and posted three solo tackles and two assists...also made two tackles and one assist on special teams vs. Jacksonville (12/1)...started at linebacker and recorded one assist...made two special teams tackles at Green Bay (12/7)...led the team with his season-high eight tackles vs. Tennessee (12/14)...also posted one pass defended...started at linebacker and totaled five tackles at Oakland (12/21)...recovered a fumble in the fourth quarter...was his first fumble recovery of the season and the fourth of his career...started at linebacker vs. Chicago (12/28)...made one solo tackle and one assist...also played on special teams where he registered one assist.

2007 (Seattle 14/2): Saw action in 14 games with two starts...recorded 17 total tackles, 11 solo...registered four tackles at Arizona (9/16)...started and recorded a season-high 10 total tackles, six solo, vs. San Francisco (11/12)...saw action on special teams vs. Washington in the NFC Wild Card Game (1/5/08)...recorded two tackles and played on special teams at Green Bay in the NFC Divisional Playoff Game (1/12/08).

2006 (Seattle 14/0): Played in 14 games...spent the majority of the season on special teams...tied for a team-leading 14 special teams tackles, a career-high...finished with 10 tackles in seven games...also registered three passes defended...contributed three solo tackles vs. Oakland (11/6)...recorded four total tackles at

BENTLEY, KEVIN



Tampa Bay (12/31).

2005 (Seattle 15/3): Saw action in 15 games with three starts...finished with 22 tackles...made his first start of the season vs. San Francisco (12/11)...recorded a season-high six solo tackles at Tennessee...recorded six total tackles at Green Bay (1/1/06)...played in three postseason games, including Super Bowl XL (2/3/06).

2004 (Cleveland 16/3): Played in all 16 games including three starts...registered 51 tackles on the season, 16 solo, along with a forced fumble and a pass defended...tied for fifth on the team with 12 special teams stops...recorded a season high eight total tackles vs. Baltimore (9/12)...tied his season-high with eight total tackles at Pittsburgh (10/10).

2003 (Cleveland 16/14): Made 14 starts and saw action in all 16 games...finished the season with a career-high 91 total tackles, 55 solo, and one interception for 25 yards...contributed 5 special teams tackles...registered his first career interception in the season opener vs. Indianapolis

(9/7)...recorded a career-high 14 solo stops at New England (10/26).

2002 (Cleveland 12/0): Saw action in 12 games...recorded 17 total tackles, 11 solo, and four special teams stops...registered a career-high seven total tackles at Tampa Bay...contributed five stops in the season finale vs. Atlanta (12/29)...recorded four tackles at linebacker in AFC Wild Card Game at Pittsburgh (1/5/03).

COLLEGE: Finished his college career at Northwestern with 390 total tackles and six sacks...started in 33 games...All-Big Ten second team as a senior with a team-leading 147 tackles...recorded a career-high 148 total tackles as a sophomore...communications major.

PERSONAL: Attended Montclair High School in Montclair, Calif...Los Angeles Times All-Valley selection...combined for 220 tackles as a junior and senior...lettered in football and basketball...Honor Society member as a junior and senior...born Kevin Kinte Bentley.

Bentley's Career Statistics

				TACKLES					INTERCEPTIONS					FUMBLES				
Year	Team	GP	GS	Tot	Solo	Asst	Sk	Yds	No	Yds	Lg	TD	PD	FF	FR	Yds	TD	
2002	Cle	12	0	34	20	14	0	0	0	0	0	0	1	0	2	0	0	
2003	Cle	16	14	91	55	36	0	0	1	25	25	0	2	0	0	0	0	
2004	Cle	16	3	51	35	16	0	0	0	0	0	0	0	1	0	0	0	
2005	Sea	15	3	22	18	4	0	0	0	0	0	0	1	0	0	0	0	
2006	Sea	14	0	10	7	3	0	0	0	0	0	0	3	1	1	0	0	
2007	Sea	14	2	17	11	6	0	0	0	0	0	0	0	0	0	0	0	
2008	Hou	16	7	32	21	11	1	15	0	0	0	0	1	0	1	0	0	
NFL Totals				103	29	257	167	90	1	15	1	25	25	0	8	2	4	

Single Game Highs

Tackles

14 @ New England (10-26-03)
10 vs. San Diego (10-29-03)
10 vs. San Francisco (11-12-07)

Interceptions

1 vs. Indianapolis (9-7-03)

Sack

1 vs. Baltimore (11-9-08) J. Flacco

Forced Fumble

1 vs. Washington (10-3-04)
1 @ Tampa Bay (12-31-06)

Fumble Recovery

2 vs. Houston (10-20-02)
1 @ Oakland (12-21-08)
1 @ St. Louis (10-15-06)


Additional Statistics

Special Teams Tackles: 69 total; 2002 – 4, 2003 – 5, 2004 – 9, 2005 – 8, 2006 – 10, 2007 – 10, 2008 – 23.



BRISIEL, MIKE

Height: 6-5
 Weight: 304
 College: Colorado State
 Hometown: Fayetteville, Arkansas
 3rd NFL season
 3rd with Texans
 Acquired: FA, 2006
 Age as of Kickoff Weekend 2009: 26
 2008 GP/GS: 16/16
 Career GP/GS: 20/20
 Teams: Houston 2006-08



65 MIKE BRISIEL

GUARD

TRANSACTIONS: Signed by the Houston Texans as an undrafted free agent on May 4, 2006... Released by the Texans on August 28, 2006... Signed to the Texans practice squad on September 4, 2006... Released by the Texans on October 9, 2006... Signed by the Texans on January 2, 2007... Released by the Texans on August 31, 2007... Signed by the Texans to the practice squad on September 4, 2007... Signed to the Texans active roster on December 4, 2007.

HONORS: 2008 USA Today All-Joe Team.

PRO: Young, versatile linemen that gained experience in his first full year in the NFL...has started in all 20 games he's played in his NFL career...started all 16 games in 2008...one of three Texans offensive linemen to take all snaps on offense in 2008...played center in NFL Europe with the Hamburg Sea Devils in 2007.

2008 (Houston 16/16): Started all 16 games... helped clear the way for rookie RB Steve Slaton to lead all rookie rushers with 1,282 yards on the ground...started at right guard at Pittsburgh (9/7)...started at right guard at Tennessee (9/21)...helped rookie running back Steve Slaton run for his first 100-yard game...started at right guard at Jacksonville (9/28)...helped QB Matt Schaub tie a career-high with three touchdown passes...started at right guard vs. Indianapolis (10/5)...started at right guard vs. Miami (10/12...

started at right guard vs. Detroit (10/19)...started at right guard vs. Cincinnati (10/26)...started at right guard at Minnesota (11/2)...started at right guard vs. Baltimore (11/9)...started at right guard at Indianapolis (11/16)...was part of an offensive line that helped rookie running back Steve Slaton set a Texans rookie record with 156 rushing yards...started at right guard at Cleveland (11/23)...started at right guard vs. Jacksonville (12/1)...was part of the offensive line that helped RB Steve Slaton rush for 130 yards and two touchdowns...started at right guard at Green Bay (12/7)...was part of the offensive line that blocked for QB Matt Schaub to throw for 414 yards and two touchdowns...started at right guard vs. Tennessee (12/14)...part of the offensive line that helped RB Steve Slaton run for his third consecutive 100-yard game...started at right guard at Oakland (12/21)...started at right guard vs. Chicago (12/28)...protected for QB Matt Schaub to throw for 328 yards and two touchdowns.

2007 (Houston 4/4): Started the first four games of his career...started his first NFL game for injured RG Fred Weary against Tampa Bay (12/9)... started against Denver (12/13), at Indianapolis (12/23) and in the season final against Jacksonville (12/30).

2006 (Houston 0/0): Spent season on practice squad.

TEXANS

BRISIEL, MIKE



COLLEGE: Second team All-Mountain West honoree as a senior at Colorado State...All-Mountain West honorable mention as a junior...started in his 22nd-straight game against Air Force...honorable mention all-conference as a sophomore...started last 11 games in a row...started in nine games overall and the last five in a row as a redshirt freshman...majored in agricultural business.

PERSONAL: Three-time letter winner in football at Fayetteville (Ark.) High School...also earned two letters in track and baseball...as a senior was selected to the all-state team, the all-times team, the all-area team, the all-Arkansas team and was named to the Associated Press Super Prep team...recipient of the all-region lineman award...member of the National Honor Society.

Brisiel's Career Statistics

Games/Starts: 2007: 4/4, 2008: 16/16 Total: 20/20.





BROWN, CHRIS

Height: 6-3
 Weight: 234
 College: Colorado
 Hometown: Naperville, Illinois
 7th NFL season
 2nd with Texans
 Age as of Kickoff Weekend 2009: 28
 Acquired: UFA (TEN), 2008
 2008 GP/GS: 0/0
 Career GP/GS: 54/29
 Teams: Tennessee, 2003-07; Houston
 2008



22 CHRIS BROWN

RUNNING BACK

TRANSACTIONS: Selected after junior season by Tennessee Titans in third round (93rd pick overall) of 2003 NFL Draft...Signed by Titans on July 21, 2003...Re-signed with Titans on June 18, 2007...Signed by Houston Texans on March 13, 2008.

PRO: Physical veteran runner who joined the Texans as an unrestricted free agent in 2008...missed last season with back injury...runs with a slashing style and possesses breakaway speed...has played in 54 NFL games with 29 starts...career totals include 2,757 rushing yards on 643 carries with 16 touchdowns and 74 catches for 667 yards and two scores.

2008 (Houston 0/0): Missed season after being placed on the reserve/injured list before the season with a back injury.

2007 (Tennessee 12/1): Played in 12 games with one start and finished the year with 102 carries for 462 yards and five touchdowns, plus 19 receptions for 128 yards...started the season opener at Jacksonville (9/9) and rushed for a career-high 175 yards on just 19 carries and caught one pass for three yards...returned to the field and had three carries for 14 yards and tied a career high with four catches for 61 yards at Denver (11/19)...gained 13 yards on four carries in the AFC Wild Card Playoff at San Diego (1/6/08).

2006 (Tennessee 5/3): Played in five games with three starts and gained 156 rushing yards on 41 attempts...helped team post a franchise-record 4.7 average per carry for season and was also part of rushing attack that ranked third in AFC and fifth in NFL...also added two receptions for four yards.

2005 (Tennessee 15/14): Played in 15 games with 14 starts and led the team in rushing for the second consecutive season with 851 yards on 224 carries and five touchdowns...set career highs with 25 receptions for 327 yards with two touchdowns and posted first-ever 100-yard receiving game vs. San Francisco (11/27)...tied career high with two touchdowns vs. Cincinnati (10/16)...rushed for season- and team-high 97 yards on 19 carries vs. Oakland (10/30) and scored on 38-yard TD run...posted his first career 100-yard receiving game with 105 yards, including a career-long 57-yarder, vs. San Francisco (11/27).

2004 (Tennessee 11/11): Played in and started 11 games...had the most productive season of his career, rushing for 1,067 yards on 220 carries and six touchdowns...recorded six 100-yard games...his 4.8 yards-per-carry average was the best in the NFL among runners with 200 or more attempts...became the second player in NFL history to rush for 100 or more yards in each of his first three starts, joining St. Louis Cardinals RB

BROWN, CHRIS



Stump Mitchell...ran for 100 yards on 16 carries and caught one pass for three yards at Miami (9/11)...carried 26 times for a season-high 152 yards and a touchdown, and caught one pass for eight yards vs. Indianapolis (9/19)...ran 23 times for 101 yards and a touchdown and caught three passes for 30 yards vs. Jacksonville (9/26)...ran for 148 yards and a career-high two touchdowns on 27 carries and added three catches for 24 yards at Green Bay (10/11)...carried a career-high 32 times for 147 yards and a touchdown, and caught a career-high four passes for 23 yards vs. Cincinnati (10/31)...missed five games with a toe injury.

2003 (Tennessee 11/0): Saw action in 11 games as a rookie behind veterans Eddie George and Robert Holcombe...rushed for 221 yards on 56 carries and caught eight passes for 61 yards...also carried 18 times for 96 yards and two touchdowns in two postseason contests...missed the first three games due to a hamstring injury...made his NFL debut at Pittsburgh (9/28) and carried six times for three yards...led team in rushing vs. Miami (11/9), gaining 46 yards on 12 attempts...rushed for 61 yards and his first career touchdown, a six-yarder, in AFC Wild Card Playoff win at Baltimore (1/3/04)...ran for a five-yard

touchdown in AFC Divisional Playoff loss at New England (1/10/04).

COLLEGE: Rushed for 2,787 yards and 35 touchdowns on 493 carries in just two seasons at Colorado, trailing only Eric Bienenmy (3,490 yards and 35 touchdowns, 1987-90) on Colorado's all-time list for career rushing yards and TDs...led Big 12 Conference and ranked third in nation with 1,841 yards on 303 carries and 19 touchdowns as a junior...named All-American first-team and National Offensive Player of the Year selection by The NFL Draft Report and first-team by American Football Coaches Association...spent freshman season at Fort Scott (Kan.) Junior College, then transferred to Northwestern, where he redshirted in 1999...economics major.

PERSONAL: Rushed for 2,300 yards and 30 touchdowns in his career at Naperville (Ill.) North High School...named Prep Football Report and Super Prep All-American, first-team All-State, and Daily Herald first-team All-Area as senior and earned Player of the Year honors by The Naperville Sun...was a high school teammate of Tennessee Titans WR Justin McCareins and former Texan S Glenn Earl...born Christopher Rejean Brown in Winfield, Ill.

Brown's Career Stats

Year	Team	G	GS	Rush	Yds	Avg	Lg	TD	Rec	Yds	Avg	Lg	TD
2003	Ten	11	0	56	221	3.9	28	0	8	61	7.6	11	0
2004	Ten	11	11	220	1,067	4.9	52	6	20	147	7.4	21	0
2005	Ten	15	14	224	851	3.8	38t	5	25	327	13.1	57	2
2006	Ten	5	3	41	156	3.8	21	0	2	4	2.0	4	0
2007	Ten	12	1	102	462	4.5	42	5	19	128	6.7	16	0
NFL Totals		54	29	643	2,757	4.3	52	16	74	667	9.0	57	0

Single Games Highs

Rushes

32 vs. Cincinnati (147 yards, 10-31-04)
27 @ Green Bay (148 yards, 10-11-04)
26 vs. Indianapolis (152 yards, 9-19-04)

Rushing Yards

175 @ Jacksonville (19 rushes, 9-9-07)
152 vs. Indianapolis (26 rushes, 9-19-04)
148 @ Green Bay (27 rushes, 10-11-04)

Rushing Average

11.0 @ Houston (4 for 44, 12-10-06)
9.2 @ Jacksonville (19 for 175, 9-9-07)
8.5 @ Atlanta (2 for 17, 11-23-03)

Rushing Long

52 @ Miami (9-11-04)
42 @ Jacksonville (9-9-07)
38t vs. Oakland (10-30-05)

Touchdowns

2, two times, most recent:
2 vs. Cincinnati (10-16-04)
2 @ Green Bay (10-11-04)
1, 12 times, most recent:
1 @ Indianapolis (12-30-07)

Receptions

4, four times, most recent:
4 @ Denver (61 yards, 11-19-07)
4 @ New Orleans (18 yards 9-24-07)
4 vs. Jacksonville (58 yards, 11-20-05)

Receiving Yards

105 vs. San Francisco (3 rec., 11-27-05)
61 @ Denver (4 rec. 11-19-07)
58 vs. Jacksonville (4 rec., 11-20-05)

Long

57 vs. San Francisco (11-27-05)
22 vs. Houston (12-11-05)
21 @ Minnesota (10-24-04)

Touchdowns

1 vs. San Francisco (11-27-05)
1 vs. Jacksonville (11-20-05)



BROWN, DUANE

Height: 6-4

Weight: 301 College: Virginia Tech

Hometown: Richmond, Virginia

2nd NFL season

2nd with Texans

Age as of Kickoff Weekend 2009: 24

Acquired: D1, 2008 (26th overall)

Career GP/GS: 16/16

2008 GP/GS: 16/16

Teams: Houston 2008



76 DUANE BROWN TACKLE

TRANSACTIONS: Selected by Houston Texans in first round (26th pick overall) of the 2008 NFL draft...Signed by the Texans on July 25, 2008.

PRO: Young, agile offensive lineman...became the second rookie in Texans history to start all 16 games on the offensive line...possesses great footwork and speed after beginning his college career as a tight end.

2008 (Houston 16/16): Started in all 16 games as a rookie...makes him the first Texans rookie lineman to start every game since LG Chester Pitts in 2002...played in 80% of plays as a rookie left tackle...started his first game in the NFL at left tackle at Pittsburgh (9/7)...in the second start of his career, helped rookie running back Steve Slaton rush for his first 100-yard game at Tennessee (9/21)...started at left tackle at Jacksonville (9/28)...started at left tackle vs. Indianapolis (10/5)...started at left tackle vs. Miami (10/12)...started at left tackle vs. Detroit (10/19)...started at left tackle vs. Cincinnati (10/26)...started at left tackle at Minnesota (11/2)...started at left tackle vs. Baltimore (11/9)...started at left tackle at Indianapolis (11/16)...was part of an offensive line that helped rookie running back Steve Slaton set a Texans rookie record with 156 rushing yards...started at left tackle at Cleveland (11/23)...started at left tackle where he was part of the offensive line that helped RB Steve Slaton rush for 130 yards and two touchdowns

vs. Jacksonville (12/1)...started at left tackle at Green Bay (12/7)...was part of the offensive line that blocked for QB Matt Schaub to throw for 414 yards and two touchdowns...started at left tackle vs. Tennessee (12/14)...part of the offensive line that helped RB Steve Slaton run 100 yards, the only player in 2008 to rush for 100 yards against the Titans, accomplishing the feat twice as a rookie...started at left tackle at Oakland (12/21)...started at left tackle vs. Chicago (12/28)...protected for QB Matt Schaub to throw for 328 yards and two touchdowns.

COLLEGE: Registered 71 knockdown blocks in his three seasons as an offensive tackle...earned second-team All-Atlantic Coast Conference recognition for the second-straight season and was a two-time state Offensive Lineman/End of the Year pick by the Richmond Touchdown Club...also recorded six tackles and blocked three kicks on special teams as a senior...on offense, he caught three passes for 64 yards (21.3 average) and one touchdown, adding three yards on a rushing attempt...apparel, housing and resource management major, with a minor in consumer studies.

PERSONAL: Attended Hermitage (Richmond, Va.) High School...lettered twice as a tight end and defensive end...played in the Panthers' first three games his senior year before suffering a broken leg, but returned for the Central Region

BROWN, DUANE



semifinal game, catching seven passes for just under 100 yards in his limited playing time also recorded 15 tackles, along with a pair of sacks to earn second-team All-District honors...as a ju-

nior, Brown registered 10 catches for 115 yards and two scores, while contributing six sacks on defense...lettered in basketball...finished fourth in the Group AAA outdoor shot put competition.

Brown's Career Stats

Games/Starts: 2008: 16/16 Total: 16/16.





BROWN, KRIS

Height: 5-11
 Weight: 212
 College: Nebraska
 Hometown: Southlake, Texas
 11th NFL season
 8th with Texans
 Age as of Kickoff Weekend 2009: 33
 Acquired: RFA (PIT), 2002
 2008 GP/GS: 16/0
 Career GP/GS: 160/0
 Teams: Pittsburgh, 1999-2001; Houston, 2002-08



3

KRIS BROWN
KICKER

TRANSACTIONS: Selected by Pittsburgh Steelers in seventh round (228th pick overall) of 1999 NFL Draft...Signed by Steelers on June 29, 1999...Signed as a restricted free agent by Houston Texans on March 25, 2002.

HONORS: 2007 AFC Special Teams Player of the Week (5), 2006 AFC Special Teams Player of the Week (16), 2004 AFC Special Teams Player of the Week (3), 1999 AFC Special Teams Player of the Week (7).

PRO: One of the league's most consistent and clutch kickers...has connected on 78.6 percent of career FG attempts (231 of 294)...has scored 997 career points...his 997 points over the last ten seasons ranks Brown ninth in the NFL in scoring since entering the NFL in 1999...tied an NFL record vs. Miami (10/7/07) when he became just the third kicker in NFL history to make three FGs of 50 yards or more in a game, connecting on a pair of 54-yarders and a game-winning 57-yarder as time expired...has made 11 career game-winning field goals, six with the Texans...joins G Chester Pitts as the only players in Texans history to play in all 112 games...has not missed a game in his NFL career...joins Ryan Longwell as the only kickers in the NFL to play all 160 games over the past 10 seasons.

2008 (Houston 16/0): Made 29-of-33 field goals for a career-high 87.6 percent conversion rate...

converted 37-of-37 extra point attempts to tie his single-season high of 124 points...his 124 points are a Texans record for most points in a season...began the season converting his 15 field goal attempts tying a career record for consecutive field goals made...he has accomplished the feat three times in his career...last time he hit 15 straight was from 12/3/06 through 9/30/07.... made his first 15 field goal attempts this season, which was the longest season-opening streak of his career...scored on a 34-yard field goal in the second quarter, extending his streak of scoring in consecutive games to 68 at Pittsburgh (9/7)...kicked field goals of 44 and 24 yards, both in the first quarter at Tennessee (9/21)...ended the game with six total points...converted three extra point attempts and kicked two field goals, including a 47-yarder with six seconds left to send the game into overtime at Jacksonville (9/28)...kicked two field goals and converted three extra point attempts vs. Indianapolis (10/5)...kicked three field goals and converted two extra point attempts vs. Miami (10/12)...converted four extra point attempts vs. Detroit (10/19)...converted five extra point attempts vs. Cincinnati (10/26)...made three out of three extra point attempts at Minnesota (11/2)...made field goals from 23 and 48 yards vs. Baltimore (11/9)...also converted his only extra point attempt...made two field goals and converted three extra point attempts at Indianapolis (11/16)...also made one tackle after a kickoff...made a 31-yard field goal in the

TEXANS

BROWN, KRIS



second quarter that extended his streak of consecutive made field goals to 15 straight at Cleveland (11/23)...that tied his career high and is the third time he has made 15 straight field goals...his next field goal attempt was blocked, snapping his consecutive made field goal streak...finished the game with 10 total points...scored 12 points in the game by kicking three field goals and making three extra point attempts vs. Jacksonville (12/1)...his 50-yard field goal in the third quarter was his longest of the season...kicked three field goals and converted one extra point attempt at Green Bay (12/7)...nailed his 11th career game-winning field goal when he hit a 40-yarder as time expired to give the Texans a 24-21 win...it was Brown's eighth game-winner as a Texan...made two-of-three field goal attempts and converted his lone extra point attempt vs. Tennessee (12/14)...made three-of-three field goal attempts and converted his only extra point attempt at Oakland (12/21)...connected on a 53-yard field goal in the second quarter...it was Brown's longest field goal of the season improving him to two-of-three from beyond 50 yards this season...made one field goal and converted four extra point attempts vs. Chicago (12/28).

2007 (Houston 16/0): Played in all 16 games and recorded one of the most productive seasons of his career...finished the season with 115 points, the second-highest point total of his career...his 86.2 FG percentage (25-of-29) matched the best accuracy mark of his career (25-of-29 in 1999 for Pittsburgh)...earned AFC Special Teams Player of the Week and tied an NFL record vs. Miami (10/7), becoming the third kicker to make three FGs of 50 yards or more in a game, connecting on a pair of 54-yarders and a game-winning 57-yarder as time expired...was named as an alternate for the 2008 AFC Pro Bowl squad.

2006 (Houston 16/0): Played in all 16 games and finished the season with 83 total points...connected on 19-of-25 FGs and 26-of-27 extra points...had his highest scoring game of the season hitting three-of-four FGs from 42, 47 and 39 yards and two PATs for 11 points at Oakland (12/3)...hit both FG attempts of 42 and 48 yards,

including the game-winning 48-yarder as time expired in the game and two PATs vs. Indianapolis (12/24)...earned AFC Special Teams Player of the Week for his performance.

2005 (Houston 16/0): Played in 16 games, scoring 102 points, his most in five seasons with the Texans...connected on 26-of-34 FG attempts...nailed four FGs of 32, 38, 43 and 47 yards vs. Tennessee (10/9)...was the sixth time of his career to make four or more FGs in a game...nailed four-of-five FG attempts, including a game-winning 40-yarder to give the Texans their first win of the season vs. Cleveland (10/30)...was a perfect five-for-five on FG attempts (22, 26, 29, 39, and 39) at Baltimore (12/4)...it was the fourth time in his career and second as a Texan that he made five field goals in a game.

2004 (Houston 16/0): Played in all 16 games, scoring 85 points...connected on 17-of-24 FG attempts, including 13 of his first 14...connected on all 34 PATs...kicked three FGs, including the game-winning 49-yarder with two seconds remaining, in 24-21 win at Kansas City (9/26)...also hit from 28 and 49 yards and cracked the career 500-point barrier...earned AFC Special Teams Player of the Week honors.

2003 (Houston 16/0): Played in all 16 games...made five-of-seven FG attempts, including the game-winning 35-yard FG in the fourth quarter, in the Texans' season opening win at Miami (9/7)...broke the Texans' single-game scoring record with 15 points...the seven attempts were a career high...did not attempt a PAT or FG in shutout loss at Jaguars (12/7), ending career-long scoring streak at 59 games...it was his only game as a Texan in which he failed to score...connected on 38-yard FG at Tampa Bay (12/14), snapping team's scoreless streak at 117:30.

2002 (Houston 16/0): Played in all 16 games...nailed 11-of-14 FG attempts from 40-49 yards and hit two-of-five from 50-plus yards...opened season with 42-yard FG in 19-10 win over Dallas (9/8)...lifted Texans to second win with game-winning 45-yard FG at Jacksonville (10/27), mark-



BROWN, KRIS

ing his fourth-career game-winning kick and first for Texans...nailed season-long 51-yard FG at Tennessee (11/10)... nailed 43-yard FG into the swirling open end of Heinz Field in return to Pittsburgh (12/8).

2001 (Pittsburgh 16/0): Played in all 16 games and finished with career-high 124 points, topping the 100-point mark for third consecutive season... ranked second in the AFC in points (Colts K Mike Vanderjagt, 125)...filled in for P Josh Miller at Jacksonville (9/9) and averaged 35.3 yards on three punts, including a 46-yarder...tied Steelers record for longest FG with 55-yarder at Kansas City (10/14)...made two-of-three FG attempts, including a long of 46 yards, in AFC Divisional Playoff win over Baltimore (1/20/02)...converted one-of-two FG attempts in AFC Championship Game vs. New England (1/27/02)...had 34-yarder blocked and returned for a TD.

2000 (Pittsburgh 16/0): Played in all 16 games and led team in scoring with 107 points...converted 32-of-33 PAT attempts and 25-of-30 FG attempts...made both FG attempts (41, 31) at Cleveland (9/17)...nailed 43- and 29-yard FG's at New York Jets (10/8)...scored career-high 16 points, including five FGs, vs. Cleveland (10/22)... made game-winning 24-yarder in third quarter vs. Baltimore (10/29).

1999 (Pittsburgh 16/0): Played in all 16 games as a rookie and led club in scoring with 105 points... nailed 25-of-29 FG attempts and 30-of 31 PATs... boasted streak of 13 consecutive FGs made after missing first attempt of career...made NFL debut at Cleveland (9/12)...named AFC Special Teams Player of the Week...hit two FGs, including 51-yarder, in Monday night win over Atlanta (10/25), earning AFC Special Teams Player of the Week honors...established club single-season record for FGs by a rookie vs. Cincinnati (11/28)

with two FGs (35, 33).

COLLEGE: Four-year letter winner at Nebraska, where he holds numerous school career records and left ranking seventh in NCAA history with 388 points...holds Cornhusker marks in career FGs (57-of-77), PATs (217-of-222), consecutive PATs (125) and consecutive FGs (17)...finished as Nebraska's all-time leading scorer...also holds NCAA record for PATs (217)...named to Nebraska All-Century Team by The Omaha World-Herald...first-team All-Big 12 pick and first-team Academic All-Big 12 selection as a senior...scored 89 points, connecting on 14-of-21 FGs and 47-of-48 PATs...GTE/CoSIDA Academic All-American and Academic All-Big 12 as a junior...scored 116 points on 18-of-21 FGs and converted all 62 PATs...set school records for points (116), FGs (18), and FG percentage (.857)... named to 1997 and 1998 Brook Berringer Citizenship Team...majored in education.

PERSONAL: Married to Amy, couple lives in Bellaire with their sons, Kolby and Burke, and daughter, Carly...earned first-team all-district and honorable mention all-state honors at Southlake Carroll High School in Southlake, Texas...also earned honorable mention All-America honors from Blue Chip Illustrated...made 16-of-18 FG attempts as a senior for the Dragons, including long of 50 yards...also lettered as a quarterback during final two seasons...created "Kris Brown's Kick Club" in 2003...continues to be a member of TACT program...served on NFL Charities Super Bowl Community Service committee...participated two years in the Texans Style Show to benefit Family Services of Greater Houston and Texans Foundation...serves on the board of directors for the Lymphoma Leukemia Society...born Kristopher Clayton Brown in Irving, Texas.

BROWN, KRIS



Brown's Career Statistics

Year	Team	GP	FG	FGA	Pct	SCORING		XP	XPA	Pct	Blk	Points
						Lg	Blk					
1999	Pit	16	25	29	86.2	51	1	30	31	96.8	1	105
2000	Pit	16	25	30	83.3	52	0	32	33	96.9	0	107
2001	Pit	16	30	44	68.1	55	0	34	37	91.9	0	124
2002	Hou	16	17	24	70.8	51	1	20	20	100	0	71
2003	Hou	16	18	22	81.8	50	0	27	27	100	0	81
2004	Hou	16	17	24	70.8	50	2	34	34	100	0	85
2005	Hou	16	26	34	76.4	53	1	24	24	100	0	102
2006	Hou	16	19	25	76	49	0	26	27	96.3	1	83
2007	Hou	16	25	29	86.2	57	1	40	40	100	0	115
2008	Hou	16	29	33	87.9	53	1	37	37	100	0	124
NFL totals		160	231	294	78.6	57	7	304	310	98.1	2	997

Single Game Highs

Points

16 vs. Miami (5 FG, 1 XP)(10-7-07)

16 vs. Cleveland (5 FG 1XP) (10-22-00)

15 @ Cleveland (5 FG) (11-11-01)

Field Goals

5 vs. Miami (5-5) (10-7-07)

5 vs. Cleveland (5-5) (10-22-00)

5 @ Cleveland (5-6) (11-11-01)

Long

57 vs. Miami (10-7-07)

55 @ Kansas City (10-14-01)

53 @ Oakland (12-21-08)

53 vs. New Orleans (11-18-07)

Game Winners

* 57 yards vs. Miami (10-7-07); Broke a 19-19 tie as time expired

* 48 yards vs. Indianapolis (12-24-06); Broke a 24-24 tie as time expired

* 40 yards @ Green Bay (12-7-08); Broke a 21-21 tie with 0:04 remaining

* 40 yards vs. Cleveland (10-30-05); Broke a 16-16 tie with 2:21 remaining

* 49 yards @ Kansas City (9-26-04); Broke a 21-21 tie with 0:02 remaining

* 35 yards @ Miami (9-7-03); Losing 20-18 with 0:25 remaining

* 50 yards vs. New York Giants (11-24-02); Losing 14-13 with 6:57 remaining

* 45 yards @ Jacksonville (10-27-02); Losing 19-18 with 2:11 remaining

32 yards @ Cleveland (11-11-01); Broke a 12-12 tie in overtime

24 yards vs. Baltimore (10-29-00); Broke 6-6 tie with 5:53 remaining

36 yards @ Baltimore (9-19-99); Broke a 20-20 tie as time expired

*- denotes with Texans

Additional Statistics:

Rushing:

1 for 6 yards vs. Tennessee (10-29-01)

1 for 4 yards @ Tennessee (12-11-05)

Both rushes resulted in first downs

Punting:

3 for 106 yards (35.3 avg.) @ Jacksonville (9-9-01)

Fumble Recovery:

1 vs. Chicago (12-28-08)



BULMAN, TIM

Height: 6-4
Weight: 267
College: Boston College
Hometown: Milton, Massachusetts
5th NFL Season
4th with Texans
Age as of Kickoff Weekend 2009: 26
Acquired: FA, 2006
2008 GP/GS: 14/0
Career GP/GS: 24/1
Teams: Arizona, 2005; Houston, 2006-08



93 TIM BULMAN DEFENSIVE END

TRANSACTIONS: Signed as undrafted free agent by Arizona Cardinals on April 25, 2005...Released by Cardinals on September 3, 2005...Signed by Cardinals to practice squad on September 4, 2005...Signed to active roster on November 8, 2005...Re-signed by Cardinals on April 3, 2006...Released by Cardinals on September 2, 2006...Signed to Houston Texans practice squad on October 10, 2006...Activated from Texans practice squad on December 23, 2006...Released by Texans on September 1, 2008...Re-signed to Texans practice squad on September 3, 2008...Activated from Texans practice squad on December 19, 2008.

PRO: Quick defensive end that has made the transition from tackle to end...2008 was the first season he spent the entire year on the 53-man active roster in his career...appeared in a career high 14 games last season making four sacks to finish second on the team.

2008 (Houston 14/0): Played in 14 games...posted 17 total tackles, one fumble recovery and four sacks, which was good for second on the team behind DE Mario Williams...inactive at Pittsburgh (9/7)...played at defensive tackle and on special teams, did not record a tackle at Tennessee (9/21)...inactive at Jacksonville (9/28)...played at defensive tackle and on special teams vs. Indianapolis (10/5)...finished game with four total tackles...contributed at defensive tackle

and on special teams vs. Miami (10/12)...registered two quarterback hurries...played at defensive tackle and on special teams vs. Detroit (10/19)...recorded the first sack of his career in the fourth quarter...played at defensive end and on special teams vs. Cincinnati (10/26)...posted two tackles and one quarterback hurry...played at defensive tackle where he recorded his second sack of the season at Minnesota (11/2)...played at defensive tackle and registered two tackles, including his third sack of the season vs. Baltimore (11/9)...first time in his career he recorded a sack in back-to-back games...posted two solo tackles at Indianapolis (11/16)...recorded one solo tackle at Cleveland (11/23)...played at defensive tackle and on special teams vs. Jacksonville (12/1)...registered one quarterback hurry...posted two total tackles, including his fourth sack of the season in the second quarter at Green Bay (12/7)...pounced on a fumble by Titans WR Justin McCareins in the second quarter at their own 31-yard line, making his first career fumble recovery vs. Tennessee (12/14)...played at defensive tackle and recorded one assist at Oakland (12/21)...played at defensive end and on special teams vs. Chicago (12/28).

2007 (Houston 2/0): Spent the majority of the season on the Texans practice squad before being signed to the 53-man roster for the last two games of the season...saw his first game action since 2005 at Indianapolis (12/23) and recorded

BULMAN, TIM



one solo tackle...made one solo stop in the season finale vs. Jacksonville (12/30).

2006 (Houston 0/0): Joined the Texans midway through the season...member of the practice squad until late December...inactive for final two games against Indianapolis (12/24) and Cleveland (12/31).

2005 (Arizona 8/1): A rookie free agent, attended training camp with the Cardinals before being released (9/3)...promoted from the practice squad after injuries decimated the defensive line (11/8)...made his NFL debut at Detroit (11/13)...recorded his first career tackles vs. Washington (12/11).

COLLEGE: In 49 games for Boston College, started 21 times...produced 160 tackles (111 solos) with 10.5 sacks for minus-40 yards, 38 stops for

losses of 115 yards and 36 quarterback pressures...caused and recovered two fumbles, blocked a kick and batted away 17 passes...All-Big East Conference second-team choice as a senior in 2004.

PERSONAL: Attended Boston College (Dorchester, Mass.) High School...Super Prep All-American pick as a senior defensive tackle for the Eagles...Boston Globe Division I Player of the Year in 2000 and captured Catholic Conference MVP honors that season...two time Catholic Conference All-Star and selected as an Eastern Massachusetts Division I All-Star...recorded 17.0 sacks in his senior season and finished his career with 36.5 sacks in three seasons, while serving as team captain as a senior...brother, Andrew, was a defensive tackle at Kansas State (2003-05).

Bulman's Career Statistics

Year	Team	GP	GS	TACKLES					Yds	INTERCEPTIONS					FUMBLES			
				Tot	Solo	Asst	Sk			No	Yds	Lg	TD	PD	FF	FR	Yds	TD
2005	Ari	8	1	7	7	0	0	0	0	0	0	0	0	1	0	0	0	0
2006	Hou	0	0	0	0	0	0	0	0	0	0	0	0	0	0	0	0	0
2007	Hou	2	0	2	2	0	0	0	0	0	0	0	0	0	0	0	0	0
2008	Hou	14	0	17	10	7	4	14		0	0	0	0	0	0	1	0	0
NFL Totals		24	1	26	19	7	4	14		0	0	0	0	1	0	1	0	0

Single Game Highs

Tackles

- 4 vs. Indianapolis (10-5-08)
- 4 vs. Philadelphia (12-24-05)
- 2, six times, most recent:
- 2 @ Green Bay (12-7-08)
- 1, six times, most recent:
- 1 @ Oakland (12-21-08)

Sacks

- 1 @ Green Bay (12-7-08) A. Rodgers
- 1 vs. Baltimore (11-9-08) J. Flacco
- 1 @ Minnesota (11-2-08) G. Frerotte
- 1 vs. Detroit (10-19-08) D. Orlovsky

Fumble Recoveries

- 1 vs. Tennessee (12-14-08)

Additional Statistics

Special Teams Tackles: 1 Total; 2008 -1.



BUSING, JOHN

Height: 6-2
Weight: 217
College: Miami (OH)
Hometown: Johns Creek, Georgia
4th NFL Season
1st with Texans
Age as of Kickoff Weekend 2009: 25
Acquired: FA, 2009
2008 GP/GS: 8/0
Career GP/GS: 27/0
Teams: Cincinnati 2006-08



40 JOHN BUSING SAFETY

TRANSACTIONS: Signed by the Cincinnati Bengals as an undrafted rookie free agent on May 1, 2006... Released by the Bengals on September 2, 2006... Signed by the Bengals to the practice squad on September 4, 2006... Signed by the Bengals to the active roster on October 14, 2006... Waived by the Bengals on August 30, 2008... Re-signed by the Bengals on October 28, 2008... Signed by the Houston Texans on May 18, 2009.

PRO: Spent the bulk of his NFL career as a special teams player... has 23 career special teams tackles... originally a college free agent signee, product of Miami (Ohio).

2008 (Cincinnati 8/0): Signed with the Bengals midway through the season (10/28)... played in the last eight games... saw special teams action throughout the season... finished the season with five tackles on special teams and one tackle on defense.

2007 (Cincinnati 12/0): Signed to the Bengals practice squad (9/2)... signed to Bengals active roster (10/28)... played in a career-high 12 games... had three tackles on defense in addition to his 12 on special teams... tied for team lead with three special teams tackles at Buffalo (11/4)... made two tackles on defense and one special teams vs. Cleveland (12/23)... recorded two tackles on defense at Miami (12/30).

2006 (Cincinnati 7/0): Waived at the end of training camp... signed to practice squad (9/4)... signed to the active roster (10/14)... played in Games 5 and 8-13... finished with six special teams tackles... Made NFL debut on special teams at Tampa Bay (10/15)... led special teams with three tackles vs. San Diego (11/12).

COLLEGE: Played four seasons (2002-05) at Miami at OLB, starting in his last three campaigns... earned first team All-Mid American Conference honors as a senior, when he led the Red Hawks with 97 tackles, including two sacks and 8.5 tackles-for-loss... ranked eighth in the MAC in tackles as a senior, when he was one of the team captains... Posted his senior tackles high against Ohio State, logging 13 stops... led NCAA Division I linebackers in interceptions (five) as a sophomore in 2003.

PERSONAL: Hometown is Johns Creek, Ga.... Attended Chattahoochee High School, where he earned all-area and all-region honors at both WR and CB as a senior... played seven different positions during his prep career... earned degree from Miami (OH) in finance, with minor in entrepreneurship... Hobbies include lake activities, including fishing, and golf... twin brother, Ryan, played WR at Miami (Ohio)... last name is pronounced "BEE-sing."

BUSING, JOHN



Busing's Career Statistics

Year	Team	GP	GS	TACKLES					INTERCEPTIONS					FUMBLES			
				Tot	Solo	Asst	Sk	Yds	No	Yds	Lg	TD	PD	FF	FR	Yds	TD
2006	Cin	7	0	0	0	0	0	0	0	0	0	0	0	0	0	0	0
2007	Cin	12	0	4	3	1	0	0	0	0	0	0	0	0	0	0	0
2008	Cin	8	0	1	1	0	0	0	0	0	0	0	0	0	0	0	0
NFL Totals		27	0	5	4	1	0	0	0	0	0	0	0	0	0	0	0

Single Game Highs

Tackles

2 @ Miami (12-30-07)

2 vs. Cleveland (12-23-07)

Additional Statistics:

Special Teams Tackles: 23 total; 2006- 6;2007- 12; 2008 – 5.



BUTLER, RASHAD

Height: 6-4
 Weight: 310
 College: Miami (FL)
 Hometown: West Palm Beach, Florida
 4th NFL season
 3rd with Texans
 Age as of Kickoff Weekend 2009: 26
 Acquired: W (CAR) 2007
 2008 GP/GS: 0/0
 Career GP/GS: 8/0
 Teams: Carolina, 2006; Houston, 2007-08



78 RASHAD BUTLER TACKLE

TRANSACTIONS: Selected by Carolina Panthers in third round (89th overall) of 2006 NFL draft... Released by Panthers on September 3, 2007... Claimed off waivers by Houston Texans on September 3, 2007... Re-signed by the Texans on April, 7, 2009.

PRO: A sure-footed tackle with a combination of strength and quickness... selected in the third round but did not play during his rookie season for the Carolina Panthers... served as the primary backup at both tackle positions in 2007 with the Texans.

2008 (Houston 0/0): Was inactive for all 16 games.

2007 (Houston 8/0): Joined the Texans just prior to the start of the regular season when the team claimed him off waivers... saw action in eight games, primarily on special teams... served as the primary backup at both tackle positions in the second half of the season... inactive for the first eight games of the year... made his NFL debut at Oakland (11/4) on special teams and played in each of the last eight games... came on as a reserve tackle vs. Tampa Bay (12/9), Denver (12/13) and at Indianapolis (12/23).

Butler's Career Statistics

Games/Starts: 2007: 8/0, 2008: 0/0 Career: 8/0.

2006 (Carolina 0/0): Dressed but did not play in one contest and was inactive for 11 games before being placed on injured reserve (11/8) with a staph infection.

COLLEGE: Started all 12 games for the first time in his career at right tackle as a senior, including the Peach Bowl... member of the offensive line unit that helped offense average 353.1 yards per game... started final eight games of his junior season at left tackle, including the Peach Bowl victory over Florida... saw action in 10 games at right tackle with four starts as a sophomore... made his first career start against Florida and helped pave the way for the Miami offense to produce 454 total yards... graduated with a degree in sociology.

PERSONAL: Rated as the No. 22 overall player in Florida by the Gainesville Sun and a SuperPrep All-America as a senior at Dwyer HS in Palm Beach Gardens, Fla... helped lead his team to the Florida Class 5A state finals during senior season... participated in the Lowes Day at the Movies League Program, 2007 Caravan Tour and the NFL/United Way "Hometown Huddle '06"... lives in Palm Beach Gardens, Fla... born Rashad Jamaal Butler.



CODY, SHAUN

Height: 6-4
Weight: 310
College: Southern California
Hometown: Hacienda Heights, CA
5th NFL season
1st with Texans
Age as of Kickoff Weekend 2009: 26
Acquired: UFA (DET), 2009
2008 GP/GS: 16/5
Career GP/GS: 53/12
Teams: Detroit 2005-08



95 SHAUN CODY DEFENSIVE TACKLE

TRANSACTIONS: Drafted by Detroit Lions in the second round (37th pick overall) in the 2005 NFL Draft...Signed by Lions on July 29, 2005...Signed by Houston Texans as unrestricted free agent on March 30, 2009.

PRO: Young veteran who looks to add depth to the Texans defensive line...contributed at the nose tackle and under tackle positions in Detroit...has 140 career tackles in four seasons...has appeared in 53 career games with 12 starts...made 1.5 career sacks...one career interception.

2008 (Detroit 16/5): Finished the season with a career-high 37 tackles for the Lions...contributed at both nose and under tackle for Detroit...played in all 16 games for the second time in his career...had a stretch in the middle of the season where he recorded six tackles in consecutive games...started at defensive tackles at San Francisco (9/21)...finished with two tackles...started nose tackles at Houston (10/19)...tied a career high with six tackles.

2007 (Detroit 15/0): Rotated at the defensive tackle position, ending the year with 34 tackles (13 solo)...had his lone career interception...garnered first interception vs. Minnesota (9/16)...made a diving catch off a deflected pass by S Gerald Alexander...posted three tackles (one solo) and a pass defense...played at Philadelphia (9/23)...making four tackles (three solo)...

tied a season high with four tackles (one solo) against Denver (11/4)...inactive against Green Bay (11/22).

2006 (Detroit 6/5): Registered 15 tackles (seven solo) in six games with five starts...placed on the reserve/injured list with a dislocated left toe on 11/24/06...made his third career start, and first opening day start, at defensive tackle against Seattle (9/10) to record five tackles (one solo)...had five tackles (four solo) at Chicago (9/17)...inactive against Buffalo (10/15), at the New York Jets (10/22), vs. Atlanta (11/5) and vs. San Francisco (11/12) with a dislocated left toe...returned to the lineup at Arizona (11/19) after missing four games with a dislocated left toe, but left the game after re-aggravating the injury.

2005 (Detroit 16/2): Quickly became a regular in the defensive line rotation as a rookie, playing in all 16 games with two starts after being drafted in the second round (37th overall) of the 2005 Draft...made his first professional appearance vs. Green Bay (9/11)...recorded 2 total tackles (1 solo)...recorded the first sack of his career vs. Carolina (10/16)...he totaled 1.5 sacks for a loss of 15.0 yards on the game...made his first career start against Chicago (10/30)...had first career forced fumble, which was recovered by DE Kalimba Edwards...had his first career fumble recovery at Minnesota (11/6)...recorded 5 tackles, a single game best.

CODY, SHAUN



COLLEGE: Prior to his senior season in 2004, he moved to end from tackle and finished with a career-high 45 tackles (29 solo), 10 sacks, 13 stops for losses, two forced fumbles, two fumble recoveries and three pass deflections...team captain and voted PAC-10 co-Defensive Player of the Year.; SportsIllustrated.com 2004 All-American first team; Associated Press All-American first team; Football Writers Association of American first team...finalist for the Lombardi Award and Hendricks Award and semifinalist for the Bednarik Award and Lott Trophy.

PERSONAL: Attended Los Altos High in Hacienda Heights (Calif.)...105 tackles with 22 sacks in 2000...USA Today All-USA first team Defensive MVP...Parade All-American; Super Prep All-American; PrepStar All-American and Dream Team...played basketball.

Cody's Career Statistics

Year	Team	GP	GS	TACKLES					INTERCEPTIONS					FUMBLES			
				Tot	Solo	Asst	Sk	Yds	No	Yds	Lg	TD	PD	FF	FR	Yds	TD
2005	Det	16	2	28	17	11	1.5	15.0	0	0	-	0	0	1	1	0	0
2006	Det	6	5	11	7	4	0.0	0.0	0	0	-	0	0	0	0	0	0
2007	Det	15	0	16	13	3	0.0	0.0	1	-2	-2	0	1	0	0	0	0
2008	Det	16	5	37	26	11	0.0	0.0	0	0	-	0	3	0	0	0	0
NFL Totals		53	12	92	63	29	1.5	15.0	1	-2	-2	0	4	1	1	0	0

Single Game Highs

Tackles

6 vs. Minnesota (12-7-08)
6 vs. Washington (10-26-08)
6 @ Houston (10-19-08)
6 @ Minnesota (10-12-08)

Interceptions

1 vs. Minnesota (9-16-07) T. Jackson

Sacks

1.5 vs. Carolina (10-16-05) J. Delhomme
Forced Fumble
1 vs. Chicago (10-31-05)

Fumble Recovery

1 @ Minnesota (11-6-05)





DANIELS, OWEN

Height: 6-3
 Weight: 245
 College: Wisconsin
 Hometown: Naperville, Illinois
 4th NFL season
 4th with Texans
 Age as of Kickoff Weekend 2009: 25
 Acquired: D4, 2006 (98th overall)
 2008 GP/GS: 16/16
 Career GP/GS: 46/44
 Teams: Houston, 2006-08



81 OWEN DANIELS TIGHT END

TRANSACTIONS: Selected by Houston Texans in the fourth round (98th pick overall) of the 2006 NFL Draft...Signed by Texans on July 12, 2006...re-signed with Texans on June 15, 2009.

HONORS: 2009 NFL Pro Bowl.

PRO: Sure-handed pass catcher with a knack for finding the open field...has improved his blocking well enough to become an every down tight end...the Texans leader in receptions (167) and receiving yards (1,982) at tight end...ranks second in receptions and third in receiving yards in team history...needs 18 receiving yards to become the third player in team history to have 2,000-plus receiving yards in team history...his 111 receiving first downs ranks third in team history...is averaging 43.1 receiving yards per game which is second in team history...became the first Texan to score a touchdown in the NFL Pro Bowl.

2008 (Houston 16/16): Started in all 16 games...caught 70 passes for 862 yards...ranked second in the AFC among tight ends in receiving yards (862) and first downs (46) this season, trailing only Kansas City TE Tony Gonzalez in both categories...ranked in the top five among AFC tight ends in receptions (third, 70), receiving yards per game (third, 53.9) and yards per reception (fourth, 12.3)...teamed with teammate WR Andre Johnson to form the most prolific receiver-

tight end pairing in the NFL with a combined 185 receptions and 2,437 yards...also caught a pair of touchdown passes...scored on a nine-yard touchdown in the Pro Bowl becoming the first Texan to score in the all-star game...had a career-high 11 receptions for 133 yards at Minnesota in Week 9...started at tight end at Pittsburgh (9/7)...recorded three catches for 33 yards...helped convert two first-downs in the game...finished the game with four catches for 71 yards, both team highs at Tennessee (9/21)...his 31-yard reception in the second quarter was the second longest of his career...caught seven passes for 87 yards including a career-high 34-yard catch in the fourth quarter at Jacksonville (9/28)...helped convert three third down attempts...caught five balls for 47 yards with a long of 20 yards vs. Indianapolis (10/5)...totaled four receptions for 70 yards vs. Miami (10/12)...recorded 66 yards on six receptions including two touchdowns vs. Detroit (10/19)...this was Daniels' second two-touchdown game of his career...caught three passes for 21 yards vs. Cincinnati (10/26)...caught 11 passes for 131 yards, both career-highs at Minnesota (11/2)...caught one pass for 13 yards vs. Baltimore (11/9)...caught one pass for 14 yards at Indianapolis (11/16)...caught three passes for 28 yards at Cleveland (11/23)...started at tight end vs. Jacksonville (12/1)...caught two balls for 25 yards...his two catches upped his receptions total to 50 for the season, his second consecutive

DANIELS, OWEN



50-catch season...started at tight end at Green Bay (12/7)...caught six passes for 65 yards... caught four passes for 41 yards vs. Tennessee (12/14)...finished the game with seven catches for 111 yards at Oakland (12/21)...it was his second 100-yard game of the season and the second of his career...grabbed a 35-yard pass in the first quarter which was the longest reception of his career...also established a career single-season high for receiving yardage on his second catch of the game...he entered the game needing 54 yards to top his previous high of 768 from 2007, and he gained 55 yards on his first two catches of the game...caught three passes for 37 yards vs. Chicago (12/28).

2007 (Houston 16/16): Started all 16 games and finished with 63 catches for 768 yards and three touchdowns...reception and yardage totals both ranked sixth among NFL tight ends...63 catches were second-most on the team and his 768 yards ranked third...caught at least one pass in every game...caught a season-high seven passes for 56 yards vs. Indianapolis (9/23)...caught six passes for a season-high 96 yards vs. Miami (10/7)...tied his season high with seven receptions for 82 yards and scored his first TD of the season at Cleveland (11/25)...the touchdown came on a six-yard pass from QB Matt Schaub in the fourth quarter...scored his second TD of the

year vs. Tampa Bay (12/9), a four-yarder from QB Sage Rosenfels in the fourth quarter.

2006 (Houston 14/12): Started 12 games as a rookie...finished tops in NFL among rookie tight ends with 34 catches for 352 yards and five touchdowns...his five scores tied for the team lead and were the most ever by a Texans tight end...set a single-game rookie TE receiving record with 99 yards...started his first career game vs. Philadelphia (9/10)...registered four catches for 44 yards including his first career TD for 33 yards at Indianapolis (9/17)...had a season high 99 receiving yards with nine catches and two TDs at Tennessee (10/29)...had one catch for nine yards and a special teams tackle at New England (12/17)...inactive vs. Indianapolis (12/24) and Cleveland (12/31).

COLLEGE: Began his Wisconsin career on special teams and at quarterback...moved to flanker and then tight end as a sophomore and also saw action at split end and as a wingback...played in 43 games during his career, 36 of them as a receiver...caught 62 passes for 852 yards (13.7 avg) and eight touchdowns...atmospheric & oceanic sciences major...earned Academic All-Big Ten Conference honors in 2002.

PERSONAL: Resides in Houston...played basketball and ran track at Naperville (Ill.) Central High

Daniels' Career Statistics

Year	Team	G	GS	Rush	Yds	Avg	Lg	TD	Rec	Yds	Avg	Lg	TD
2006	Hou	14	12	0	0	--	--	0	34	350	10.3	33t	5
2007	Hou	16	16	0	0	--	--	0	63	768	12.2	29	3
2008	Hou	16	16	0	0	--	--	0	70	862	12.3	35	2
NFL totals		46	44	0	0	--	--	0	167	1,982	11.9	35	10

Single Game Highs

Receptions

11 @ Minnesota (133 yards, 11-2-08)

9 @ Tennessee (99 yards, 10-29-06)

7, four times, most recent:

7 @ Oakland (111 yards, 12-21-08)

Receiving Yards

133 @ Minnesota (11 receptions, 11-2-08)

111 @ Oakland (7 receptions, 12-21-08)

99 @ Tennessee (9 receptions; 10-29-06)

96 vs. Miami (6 receptions; 10-7-07)

Touchdowns

2 vs. Detroit (10-19-08)

2 @ Tennessee (10-29-06)

1, six times, most recent:

1 vs. Jacksonville (12-30-07)

1 vs. Tampa Bay (12-9-07)

Long

35 @ Oakland (12-21-08)

34 @ Jacksonville (9-28-08)

33t @ Tennessee (10-29-06)

33 vs. Chicago (12-28-08)

Additional Statistics

Special Teams Tackles: 2 Total; 2006 - 2.



DAVIS, AJ

Height: 5-10
 Weight: 189
 College: North Carolina State
 Hometown: Durham, North Carolina
 1st NFL Season
 1st with Texans
 Age as of Kickoff Weekend 2008: 25
 Acquired: FA-'09
 2008 GP/GS: 0/0
 Career GP/GS: 0/0



39 AJ DAVIS

CORNERBACK

TRANSACTIONS: Selected by the Detroit Lions in the fourth round (105th overall), in the 2007 NFL Draft...Waived by Detroit on September 2, 2007...Signed by Detroit to the practice squad on September 4, 2007...Waived by Detroit on September 12, 2007...Signed by Cleveland to the practice squad on September 14, 2007...Signed by Cleveland as a reserve/future free agent on February 28, 2008...Released by the Browns on August 31, 2008...Signed to the Kansas City Chief practice squad on October 1, 2008...Released from the Chiefs practice squad on October 28, 2008...Signed to the Indianapolis Colts practice squad on November 5, 2008...released from the Colts practice squad on December 12, 2008...Signed to the Houston Texans practice squad on December 17, 2008.

PRO: Shifty corner attempting to make an NFL roster...former fourth round pick of the Detroit Lions...has spent time on five different NFL practice squads.

2008: Spent time on the Kansas City Chiefs, Indianapolis Colts and Houston Texans practice squads.

2007: In his rookie season, originally was a fourth round draft choice by Detroit and spent the first week of the regular season on the Lions' practice squad...waived by Detroit and signed by the Browns to the practice squad on Sept. 14...spent the final 16 weeks of the regular season on the Browns practice squad.

COLLEGE: Played in 46 career games, including 23 starts, during his career at North Carolina State...totalled 135 tackles, 104 solo, with 1.5 sacks for seven yards, five tackles for loss and tied for sixth on

the school's list for 30 passes defended and added four interceptions for 111 yards...also added nine tackles on special teams and returned seven kick-offs for 130 yards...also lettered twice on the track team...in 2005, competed in the long jump at two indoor meets, with a leap of 22' 11" for fourth place at the Clemson Invitational...competed at the 2004 ACC Indoor and Outdoor Championships, where he finished fourth in the indoor long jump (23' 8-1/4"), fourth in the indoor high jump (6'9"), third in the outdoor long jump (24' 1/4") and seventh in the outdoor high jump (6'6")...in 2006, started and played in 10 games and led the team with nine passes defended and added 34 tackles, including 21 solo...in 2005, moved into the starting lineup at left corner and had a career-high 55 tackles, 41 solo, with one sack for five yards, 1.5 tackles for loss, two interceptions for 46 yards and ranked second on the team with 10 passes defended...in 2004, named the team's most dependable cornerback and totaled 34 tackles, two tackles for loss and six passes defended...appeared in 13 games as a freshman in 2003, and finished second on the club with nine passes defended and two interceptions for 65 yards...majored in communications.

PERSONAL: Born in Durham, N.C...Played corner and wide receiver at Northern Durham (Durham, N.C.) High School...totalled six career interceptions, including three returned for TDs...ranked top cornerback in the nation by Tom Lemming's Prep Football...totalled 42 receptions for 709 yards and nine TDs as a senior...also competed in track and holds state record in the long jump with a 24'10"...in 2002 was North Carolina Indoor Champion in triple jump (48-1) and the long jump (24-0.5).



DAVIS, ANDRÉ

Height: 6-1
 Weight: 194
 College: Virginia Tech
 Hometown: Niskayuna, New York
 8th NFL season
 3rd with Texans
 Age as of Kickoff Weekend 2009: 30
 Acquired: UFA, 2007 (BUF)
 2008 GP/GS: 12/0
 Career GP/GS: 90/32
 Teams: Cleveland, 2002-04; New England, 2005; Buffalo, 2006; Houston, 2007-08



11

ANDRÉ DAVIS

WIDE RECEIVER

TRANSACTIONS: Selected by Cleveland Browns in second round (47th pick overall) of 2002 NFL draft...Signed by Browns on July 22, 2002...Placed on injured reserve with toe injury on December 2, 2002...Traded by Browns to New England Patriots for an undisclosed draft pick on August 22, 2005...Released by Patriots on September 28, 2005...Re-signed by Patriots on October 19, 2005...Signed by Buffalo Bills on March 12, 2006...Signed by Houston Texans on March 12, 2007...Re-signed by Texans on March 1, 2008.

HONORS: 2007 AFC Special Teams Player of the Month (December), 2007 AFC Special Teams Player of the Week (14), 2002 AFC Special Teams Player of the Week (7), 2002 NFC Rookie of the Week (8).

PRO: Speedy veteran receiver who emerged in 2007 as a dangerous and dependable receiver and one of the best kickoff return men in the NFL...holds the NFL record, along with ten other players, for the longest reception in league history with a 99-yard touchdown catch (10/17/04 vs. Cincinnati)...also shares the NFL record for most kickoff returns for touchdown in a game with two (12/30/07 vs. Jacksonville).

2008 (Houston 12/0): Played in 12 games...caught 13 passes for 213 yards...led the team with 43 kickoff returns for 993 yards...played at wide receiver and returned kickoffs at Pitts-

burgh (9/7)...recorded 112 yards on six kickoff returns...finished with two catches for 60 yards including a season-long 49-yard catch in the third quarter at Tennessee (9/21)...played at wide receiver at Jacksonville (9/28)...caught one pass for 14 yards...also returned three kickoffs for 41 yards...caught one pass for six yards and returned four kickoffs for 107 yards with a long of 34 yards vs. Indianapolis (10/5)...had two receptions for 28 yards vs. Miami (10/12)...returned five kickoffs for 142 yards with a long of 50 yards...finished with one catch for 15 yards vs. Detroit (10/19)...returned five kickoffs for 102 yards...also downed two punts inside the five yard-line...inactive because of finger injury vs. Cincinnati (10/26), at Minnesota (11/2), vs. Baltimore (11/9), at Indianapolis (11/16) and at Cleveland (11/23)...returned to action vs. Jacksonville (12/1)...caught one pass for 10 yards and had two kickoffs for 43 yards...played at wide receiver and on special teams at Green Bay (12/7)...returned one kickoff for 35 yards...caught two passes for 22 yards and returned three kickoffs for 65 yards...played at wide receiver and on special teams vs. Tennessee (12/14)...returned four kickoffs for 97 yards...played at wide receiver and on special teams at Oakland (12/21)...returned three kickoffs for 78 yards...caught three passes for 58 yards vs. Chicago (12/28)...had a long reception of 33 yards...returned four kickoffs for 99 yards.

DAVIS, ANDRÉ



2007 (Houston 14/8): Had a career year in his first season with the Texans, scoring six total touchdowns...caught 33 passes for 583 yards and three touchdowns and averaged 30.3 yards per kickoff return with three scores...tied the NFL record for most kickoff returns for touchdown in a game, becoming the seventh player in league history to return two kicks for scores, in the season finale vs. Jacksonville (12/30)...his two returns came on consecutive attempts, the first time in modern NFL history that a player accomplished that feat...his 30.3-yard return average was second-best in the league and his three kick returns for touchdown were tied for the league lead...17.7 yards-per-catch average was third-best in the NFL...started at WR and finished with 117 receiving yards on five catches, including a 45-yarder and a 35-yard touchdown at Atlanta (9/30)...117-yard performance was his third career 100-yard game and tied a career-high...took the opening kickoff of the second half back 97 yards for a touchdown vs. Tampa Bay (12/9) and caught one pass for five yards...earned AFC Special Teams Player of the Week honors for his efforts in that game...was named the AFC Special teams player of the month in December.

2006 (Buffalo 16/1): Saw action in every game for Buffalo with one start...contributed primarily on special teams...caught two passes for 13 yards and returned six kickoffs for 99 yards...started at WR at Detroit (10/15)...caught one pass for five yards vs. Jacksonville (11/26)...had three kickoff returns for 69 yards at New York Jets (12/10)...caught one pass for eight yards in the season finale at Baltimore (12/31).

2005 (New England 9/4): Started four games at wide receiver and recorded nine receptions for 190 yards and a touchdown...started at WR vs. New Orleans (11/20) and caught a 60-yard touchdown pass...started at WR and led the team with 47 receiving yards on two receptions vs. Miami (1/1/06) and also kick-started the Patriots' first touchdown drive with a 65-yard kickoff return in the first quarter...caught one pass for three yards and ran for 13 yards on a reverse in AFC Wild Card victory over Jacksonville (1/7/06)...

caught one pass for 51 yards and returned three kickoffs for 61 yards in AFC Divisional Playoff at Denver (1/14/06).

2004 (Cleveland 7/7): Started seven games and totaled 16 receptions for 416 yards and two touchdowns...tied the NFL record with a 99-yard touchdown reception from Jeff Garcia vs. Cincinnati (10/17)...recorded his second career 100-yard receiving game with five receptions for 101 yards and a touchdown at Pittsburgh (10/10)...inactive for four games...placed on injured reserve (12/2) with a toe injury.

2003 (Cleveland 16/8): Appeared in all 16 games, including eight starts, and led the Browns with five touchdowns on 40 receptions for 576 yards...led the Browns with 38 kickoff returns for 803 yards, including a long of 69 yards...had a season-high two touchdown receptions at San Francisco (9/21), with both touchdowns coming in the fourth quarter, including the game-winning score with 29 seconds remaining...recorded his first career 100-yard receiving performance vs. Arizona (11/16) with a career-high seven receptions for 117 yards and a touchdown...led the team in receptions with five in the regular season finale at Cincinnati (12/28).

2002 (Cleveland 16/4): Made a major impact for the Browns during his rookie season as he tied for third among NFL rookies with seven touchdowns...totaled 37 receptions for 420 yards and six touchdowns...had a season-high five receptions for 99 yards and two touchdowns at Tennessee (9/22)...started vs. Houston (10/20) and scored on a 95-yard kickoff return for a touchdown and totaled four kickoff returns for 168 yards on the afternoon...named AFC Special Teams Player of the Week...had two receptions for 65 yards, including a long of 43 yards and one touchdown reception for 22 yards, and added three kickoff returns for 48 yards in the AFC Wild Card Game at Pittsburgh (1/5/03).

COLLEGE: Three-year starter at Virginia Tech as a wide receiver and also excelled on the school's track team, serving as the anchor on the 4x100-



DAVIS, ANDRÉ

meter relay squad in addition to performing in the 200-meter dash...the three-time Academic All-Big East Conference choice ranks third on the school's career-record list with 1,986 yards receiving and 103 catches...his 18 career touchdown catches rank second on the school's all-time list, second to Antonio Freeman's 22 (1991-94)...his senior year in 2001, named All-Big East Conference first team selection...led the team with 39 receptions for 623 yards (16.0 avg.) and seven touchdowns...graduated with a degree in property management.

Davis' Career Statistics

Year	Team	G	GS	Rush	Yds	Avg	Lg	TD	Rec	Yds	Avg	Lg	TD
2002	Cle	16	4	3	7	2.3	9	0	37	420	11.4	31	6
2003	Cle	16	8	5	28	5.6	7	0	40	576	14.4	49	5
2004	Cle	7	7	1	-3	-3.0	-3	0	16	416	26	99t	2
2005	NE	9	4	0	0	--	--	0	9	190	21.1	60t	1
2006	Buf	16	1	0	0	--	--	0	2	13	6.5	8	0
2007	Hou	13	8	0	0	--	--	0	33	583	17.7	8	3
2008	Hou	12	0	0	0	--	--	0	13	213	16.4	49	0
NFL totals		90	32	9	32	3.6	9	0	149	2,411	16.1	99t	17

KICKOFF RETURNS

Year	Team	No	Yds	Avg	Lg	TD
2002	Cle	50	1,068	21.4	95t	1
2003	Cle	38	803	21.1	69	0
2005	NE	3	108	36	65	0
2006	Buf	6	99	16.5	27	0
2007	Hou	32	968	30.3	104t	3
2008	Hou	43	993	23.1	50	0
NFL totals		172	4,039	23.5	104t	4

PUNT RETURNS

Year	Team	No	FC	Yds	Avg	Lg	TD
2002	Cle	7	4	33	4.7	15	0
2003	Cle	1	1	7	7	7	0
2005	NE	0	0	0	0	0	0
2006	Buf	0	0	0	0	0	0
2007	Hou	0	0	0	0	0	0
2008	Hou	0	0	0	0	0	0
NFL totals		8	5	40	5	15	0

Single Game Highs

Receptions

7 vs. Arizona (117 yards, 11-16-03)

5, six times, most recent:

5 @ Atlanta (117 yards, 9-30-07)

5 @ Pittsburgh (101 yards, 10-10-04)

Receiving Yards

117 @ Atlanta (5 receptions, 9-30-07)

117 vs. Arizona (7 receptions, 11-16-03)

101 @ Pittsburgh (5 receptions, 10-10-04)

Long

99t vs. Cincinnati (10-17-04)*

60t vs. New Orleans (11-20-05)

53t vs. Tennessee (10-21-07)

Touchdowns

2 at San Francisco (9-21-03)

2 at Tennessee (9-22-02)

1, 13 times, most recent:

1 @ Oakland (11-4-07)

PERSONAL: Played soccer at Niskayuna (N.Y.) High School until joining the football team as a junior...lettered two years as a wide receiver and safety for the Silver Warriors...led the team with 10 touchdowns his senior season...named first team all-area as a kick returner by the Albany Times-Union...excelled in track, winning the state Class A 200-meter outdoor championship his senior year and finishing second in the 100...born André N. Davis...lives in Houston with his wife, Janelle, and their son, Daylen.

Return Highs Yards

234 vs. Jacksonville (5 returns, 2 touchdowns, 46.8 avg., 12-30-07)

168 vs. Houston (4 returns, 1 touchdown, 42.0 avg., 10-20-02)

165 @ Indianapolis (6 returns, 27.5 avg., 12-23-07)

Long

104t vs. Jacksonville (12-30-07)

97t vs. Jacksonville (12-30-07)

95t vs. Houston (10-20-02)

Touchdown

2 vs. Jacksonville (12-30-07)

1 vs. Tampa Bay (12-9-07)

1 vs. Houston (10-20-02)


* NFL record

Additional Statistics

Special Teams Tackles: 17 total; 2006 – 13, 2007 – 1, 2008 – 3.



DAVIS, BUSTER



Height: 5-9
 Weight: 251
 College: Florida State
 Hometown: Daytona Beach, Florida
 2nd NFL season
 1st with Texans
 Age as of Kickoff Weekend 2009: 25
 Acquired: FA, 2009
 2008 GP/GS: 6/3
 Career GP/GS: 7/3
 Teams: Detroit, 2007; Indianapolis 2008

58 BUSTER DAVIS LINEBACKER

TRANSACTIONS: Selected by the Arizona Cardinals in the 3rd round (69th overall) in the 2007 NFL Draft...Signed with the Cardinals on July 19, 2007...Waived by Cardinals on August 31, 2007...Signed to Detroit Lions practice squad on September 4, 2007...Signed to Lions active roster on December 18, 2007...Waived by Lions on August 30, 2008...Claimed off Waivers by the Indianapolis Colts on September 2, 2008...Signed with Houston Texans on April 7, 2009.

PRO: Stout linebacker that uses leverage to make tackles...saw the first action of his career in 2008 with the Indianapolis Colts...has 26 tackles in his career.

2008 (Indianapolis 6/3): Appeared in six games with the Colts...made 26 tackles on the season from his middle linebacker position...started three games during the season...made his season debut at Minnesota (9/14)...played vs. Jacksonville (9/21)...did not appear from Week 4-13...started his first career game vs. Cincinnati (12/7)...made three tackles...played vs. Detroit (12/14)...made a career high eight tackles against his former team...started at Jacksonville (12/18)...tied his career high with eight tackles...started vs. Tennessee (12/28)...made seven tackles...appeared in the Wild Card round of

the playoffs at San Diego (1/3/09).

2007 (Detroit 1/0): Saw action in one game with the Detroit Lions...recovering onside kick vs. Green Bay (12/30).

COLLEGE: Started final 37 of 45 career games...ended career with 265 tackles, including 26.5 tackles for losses and eight sacks...recognized as All-American by AFCA and All-ACC by Associated Press, ESPN.com and Rivals.com as senior...started 13 games and recorded 109 tackles, eight for losses, and five sacks...also had two FF, one FR and one interception...started 13 games as junior...recorded 91 tackles, including career-high 10.5 tackles for losses, with two sacks...started 11 games as sophomore...finished season fourth on team with 60 tackles, including eight tackles for losses and one sack...redshirted in 2002.

PERSONAL: Full name is James "Buster" Davis...born in Daytona Beach, Fla....attended Mainland High School...rated one of country's top-10 linebackers...earned USA Today and SuperPrep All-America honors...recorded nearly 500 career tackles, including 101 solo stops as junior...single...resides in Daytona Beach, Fla.

Davis' Career Statistics

				TACKLES					INTERCEPTIONS					FUMBLES			
Year	Team	GP	GS	Tot	Solo	Asst	Sk	Yds	No	Yds	Lg	TD	PD	FF	FR	Yds	TD
2007	Det	1	0	0	0	0	0	0	0	0	0	0	0	0	0	0	0
2008	Ind	6	3	26	16	10	0	0	0	0	0	0	0	0	0	0	0
NFL Totals		7	3	26	16	10	0	0	0	0	0	0	0	0	0	0	0

Single Game Highs

Tackles

8 vs. Detroit (12-14-08)



DAWSON, CLIFTON

Height: 5-10
 Weight: 214
 College: Harvard
 Hometown: Scarborough, Ontario
 3rd NFL Season
 1st with Texans
 Age as of Kickoff Weekend 2009: 25
 Acquired: FA, 2009
 2008 GP/GS: 2/0
 Career GP/GS: 15/0
 Teams: Cincinnati 2007;
 Indianapolis 2007-08



30 CLIFTON DAWSON RUNNING BACK

TRANSACTIONS: Signed as an undrafted free agent with the Indianapolis Colts on May 4, 2007...Waived on September 1, 2007...Signed by the Cincinnati Bengals on September 2, 2007...Waived on September 25, 2007...Signed with Colts on September 28, 2007...Waived on August 8, 2008...Signed with Colts on August 12, 2008...Waived on August 26, 2008...Released by the Colts on March 24, 2009...Signed by the Houston Texans on May 19, 2009.

PRO: Has appeared in 15 career games...bounced between the Bengals and Colts...running back who appeared in 13 games as a rookie...has 64 career yards and one career touchdown.

2008 (Indianapolis 2/0): Appeared in two games on special teams at Green Bay (10/19) and at Tennessee (10/27)...was inactive vs. New England 11/2 and was placed on injured reserve on 11/4.

2007 (Cincinnati 2/0; Indianapolis 11/0): Rookie who saw action in 13 games with Cincinnati and Colts...signed the with Colts on September 28 and appeared in 11 games after playing in two

games with Cincinnati...finished with 30 carries for 64 yards and one TD rushing...finished with a pair of receptions for 15 yards...had eight rushes for 24 yards vs. Tampa Bay (10/7)...had seven rushes for 13 yards and one reception for six yards at Baltimore (12/9)...finished with ten carries for 21 yards and his first career rushing score vs. Houston (12/23)...had two carries for eight yards vs. Tennessee (12/30)... had one special teams stop at Atlanta (11/22).

COLLEGE: Four-year letterman who started 39 of 40 games...finished career with 958-4,841, 60 TDs rushing, 80-759, 4 TDs receiving and 6,138 all-purpose yards...finished as Ivy League record holder for career rushing yards (4,841), career rushing touchdowns (60), career touchdowns (66), career points (398) and career all-purpose yards (6,138)...owns every school rushing and scoring mark...was four-time first-team All-Ivy League choice.

PERSONAL: Born in Scarborough, Ontario...attended Birchmount Park Collegiate Institute...was two-sport star in track and football...named team MVP as senior...was an All-Canada selection.

DAWSON, CLIFTON



Dawson's Career Stats

Year	Team	G	GS	Rush	Yds	Avg	Lg	TD	Rec	Yds	Avg	Lg	TD
2007	Cin	2	0	0	0	0	0	0	0	0	0	0	0
2007	Ind	11	0	30	64	2.1	12	1	2	15	7.5	9	0
2008	Ind	2	0	0	0	0	0	0	0	0	0	0	0
Totals		15	0	30	64	2.1	12	1	2	15	7.5	9	0

Single Game Highs

Rushes

10 vs. Houston (21 yards, 12-23-07)

8 vs. Tampa Bay (24 yards, 10-7-07)

7 @ Baltimore (13 yards, 12-9-07)

Rushing Yards

24 vs. Tampa Bay (8 rushes, 10-7-07)

21 vs. Houston (10 rushes, 12-23-07)

Additional Statistics

Special Teams Tackles 1 total: 2007 – 1.





TEXANS

DILES, ZAC

Height: 6-2
 Weight: 237
 College: Kansas State
 Hometown: Fresno, California
 2nd NFL season
 2nd with Texans
 Age as of Kickoff Weekend 2009: 24
 Acquired: D7, 2007 (218th Overall)
 2008 GP/GS: 8/8
 Career GP/GS: 19/8
 Teams: Houston, 2007-08



54 ZAC DILES

LINEBACKER

TRANSACTIONS: Drafted by Houston Texans in the seventh round (218th pick overall) in the 2007 NFL Draft...Signed by Texans on July 19, 2007.

PRO: Young, versatile linebacker that started the first eight games of 2008...has the ability to play both middle and outside linebacker, but settled in to the SAM linebacker position last season...finished second on the team in tackles with 66 stops...for his career Diles has 72 tackles...made eight special teams tackles as a rookie.

2008 (Houston 8/8): Started the first eight games of the season before breaking his left tibia in practice...despite playing eight games he finished second on the team with 66 total tackles...also posted one sack, one forced fumble and his first career interception...made his first career start at outside linebacker at Pittsburgh (9/7)...recorded a game-high and career-high 13 tackles, 11 solo...posted eight total tackles with five solo and three assists at Tennessee (9/21)...forced a fumble in the first quarter when he hit Titans WR Justin McCareins...started at linebacker at Jacksonville (9/28)...registered six total tackles, including five solo...totaled nine tackles with six of them being solo tackles vs. Indianapolis (10/5)...made the first interception of his career in the second quarter off of Colts quarterback Peyton Manning...recorded three solo tackles vs. Miami (10/12)...posted six tackles including the first sack of his career in the first quarter vs. Detroit (10/19)...led the team with 12 total tackles vs. Cincinnati (10/26)...led the team in tackles with nine, including five solo at Minnesota (11/2)...was placed on injured reserve after breaking his left tibia during non-contact drills in practice.

2007 (Houston 11/0): Saw action in 11 games as a rookie, mostly on special teams...saw extended playing time at linebacker late in the year...finished the season third on the team with nine special teams tackles and tallied five tackles on defense...made his NFL debut vs. Indianapolis (9/23), seeing action on special teams...served as a game captain and earned his first action at LB, finishing with one solo tackle and one special teams stop at Cleveland (11/25)...saw most extensive action of the season at LB and finished with a three solo tackles vs. Jacksonville (12/30).

COLLEGE: Appeared in all 24 games in his two seasons at Kansas State...two-time All-Big 12 honoree...started all 13 games during the 2006 season...collected 149 total tackles, including 13 for losses, for a rock-solid average of 6.2 stops per games...also forced three fumbles, notched two pass break-ups and had an interception...returned lone career fumble return for a touchdown at Missouri in 2006...selected to play in the inaugural Inta Juice All-Star Classic in Houston...began college career at Fresno City College, where he started 22 games over two seasons and led the team to a Valley Conference Title and a berth in the 2004 California North Division championship game as a sophomore.

PERSONAL: Prepped at Tulare High School in California's central valley...in addition to football, he also lettered as a forward in basketball and as the right fielder on the baseball team...was active in the community at Kansas State, making regular hospital visits and reading to children...played the saxophone and piano as a child...born Zachary Lee Diles in Abilene, Texas.

TEXANS

DILES, ZAC



Diles' Career Statistics

Year	Team	GP	GS	TACKLES					INTERCEPTIONS					FUMBLES			
				Tot	Solo	Asst	Sk	Yds	No	Yds	Lg	TD	PD	FF	FR	Yds	TD
2007	Hou	11	0	4	4	0	0	0	0	0	0	0	0	0	0	0	0
2008	Hou	8	8	66	47	19	1	9	1	0	0	0	2	1	0	0	0
NFL Totals		19	8	72	51	19	1	9	1	0	0	0	2	1	0	0	0

Single Game Highs

Tackles

13 @ Pittsburgh (9-7-08)

12 vs. Cincinnati (10-26-08)

9 @ Minnesota (11-2-08)

9 vs. Indianapolis (10-5-08)

Interceptions

1 vs. Indianapolis (10-5-08) P. Manning

Sacks

1 vs. Detroit (10-19-08) D. Orlovsky

Forced Fumble

1 @ Tennessee (9-21-08)

Additional Statistics

Special Teams Tackles: 8 total; 2007 – 8.





DREESSEN, JOEL

Height: 6-4
 Weight: 248
 College: Colorado State
 Hometown: Fort Morgan, Colorado
 5th NFL season
 3rd with Texans
 Age as of Kickoff Weekend 2009: 27
 Acquired: FA, 2007
 2008 GP/GS: 16/3
 Career GP/GS: 43/3
 Teams: New York Jets, 2005; Houston, 2007-08



85 JOEL DREESSEN TIGHT END

TRANSACTIONS: Selected by New York Jets in sixth round (198th pick overall) of the 2005 NFL Draft...Signed by Jets on July 25, 2005...Released by Jets on September 2, 2006...Signed by Houston Texans on January 2, 2007...Released by Texans on September 13, 2007...Re-signed by Texans on September 25, 2007...Re-signed by Texans on March 4, 2009.

PRO: Solid blocking and pass-catching tight end...emerged as the Texans second tight end...has the ability to play every down...played in all 16 games last season for the first time in his career...has played in 43 career NFL games with 20 career receptions for 173 yards and a pair of touchdowns.

2008 (Houston 16/3): Played in all 16 games with three starts...set career marks in catches (11) and receiving yards (77)...was a key contributor on special teams...made a career-high eight special teams stops...played tight end and recorded two tackles on special teams at Pittsburgh (9/7)...played as a reserve tight end at Tennessee (9/21)...had one assist on special teams...saw action as a reserve tight end at Jacksonville (9/28)...played at tight end and on special teams vs. Indianapolis (10/5)...caught one pass for 11 yards...made his first career start on offense in a double tight end set vs. Miami (10/12)...recorded one special teams tackle...registered one reception for six yards

vs. Detroit (10/19)...played at tight end and on special teams vs. Cincinnati (10/26)...played at tight end and on special teams at Minnesota (11/2)...caught one pass for 13 yards...played at tight end and on special teams vs. Baltimore (11/9)...caught one pass for nine yards...started at tight end where he caught two passes for 11 yards at Indianapolis (11/16)...recorded one special teams tackle...played at tight end at Cleveland (11/23)...posted one tackle on special teams...played at tight end and on special teams vs. Jacksonville (12/1)...caught one pass for 10 yards...played at tight end and on special teams at Green Bay (12/7)...caught one pass for four yards...played at tight end and on special teams vs. Tennessee (12/14)...caught two passes for nine yards...made one special teams tackle...played at tight end and on special teams at Oakland (12/21)...caught one pass for four yards...played at tight end vs. Chicago (12/28)...registered one special teams tackle.

2007 (Houston 13/0): Played in 13 games at tight end in his first season as a Texan...caught four passes for 55 yards and the first two touchdowns of his career...made his Texans debut on special teams at Atlanta (9/30)...caught his first career touchdown pass, a 28-yarder from QB Sage Rosenfels, at San Diego (10/28)...served as a game captain and played as a reserve TE and on special teams at Oakland (11/4)...caught a 10-yard touchdown pass from QB Matt Schaub and

DREESSEN, JOEL



made two special teams tackles vs. New Orleans (11/18).

2006 Spent time with the New York Jets before being released after training camp.

2005 (New York Jets 14/0): Saw action in 14 games at tight end...made five catches for 41 yards...caught the first pass of his career, a seven-yard reception, at Denver (11/20)...caught one pass for 17 yards at New England (12/4)... caught two passes for 11 yards, the first multi-catch game of his career, at Miami (12/18)... caught one pass for six yards vs. Buffalo (1/1/06).

COLLEGE: Caught 123 career passes for 1,295

yards and 10 TDs while at Colorado State... his 123 receptions rank eighth all time on the school's career list...selected third team All-American by The NFL Draft Report...All-Mountain West Conference first-team as a sophomore and senior...finished senior season with a career-high 43 receptions for 427 yards and three TDs...also a force on special teams registering six tackles...also served as long snapper...majored in management.

PERSONAL: Ran high school track in the 110 meter hurdles at Fort Morgan High School...placed second in state in hurdles for the Mustangs... all-state performer at TE and DE for two years... born Joel Clifford Dreesen in Ida Grove, Iowa.

Dreesen's Career Statistics

Year	Team	G	GS	Rush	Yds	Avg	Lg	TD	Rec	Yds	Avg	Lg	TD
2005	NYJ	14	0	0	0	--	--	0	5	41	8.2	17	0
2007	Hou	13	0	0	0	--	--	0	4	55	13.8	28t	2
2008	Hou	16	3	0	0	--	--	0	11	77	7.0	13	0
NFL Totals		43	3	0	0	--	--	0	20	173	8.7	28t	2

Single Game Highs

Receptions

2 vs. Tennessee (9 yards, 12-14-08)

2 @ Indianapolis (11 yards, 11-16-08)

2 @ Miami (11 yards, 12-18-05)

1, 14 times, most recent:

1 @ Oakland (4 yards, 12-21-08)

Receiving Yards

28 @ San Diego (1 reception, 10-28-07)

17 @ New England (1 reception, 12-4-05)

13 @ Minnesota (1 receptions, 11-2-08)

1, 3 times, most recent:

11 @ Indianapolis (2 receptions, 11-16-08)

Long

28t @ San Diego (10-28-07)

17 @ New England (12-4-05)

13 @ Minnesota, (11-2-08)

11 vs. Indianapolis (10-5-08)

10t vs. New Orleans (11-18-07)

Touchdowns

1 vs. New Orleans (11-18-07)

1 @ San Diego (10-28-07)

Additional Statistics

Special Teams Tackles: 18 total; 2005 – 1, 2007 – 9, 2008 – 8.



FERGUSON, NICK

Height: 5-9
 Weight: 202
 College: Georgia Tech
 Hometown: Miami, Florida
 10th NFL season
 2nd with Texans
 Age as of Kickoff Weekend 2009: 34
 Acquired: FA, 2008
 2008 GP/GS: 14/9
 Career GP/GS: 122/54
 Teams: New York Jets 2000-2002,
 Denver 2003-2007, Houston 2008



25 NICK FERGUSON SAFETY

TRANSACTIONS: Signed as an undrafted free agent by Cincinnati Bengals on April 23, 1996...Waived by Bengals on August 5, 1996...Signed by the Chicago Bears on February 2, 1999...Waived by Bears on August 30, 1999...signed by Buffalo Bills on July 7, 2000...Waived by Bills on August 27, 2000...Signed to Bills practice squad on August 29, 2000...Signed by New York Jets on November 11, 2000...Signed by Denver Broncos on April 7, 2003...Placed on injured reserve by Denver on December 23, 2003...Signed by Houston Texans on March 27, 2008...Re-signed by the Texans on March 12, 2009.

PRO: Veteran safety with playoff experience that lends a hand to a young secondary...amassed 265 career tackles and seven interceptions...contributed 55 special teams tackles...played three years in the Canadian Football League...also played for the Rhein Fire in NFL Europe from 1998-99.

2008 (Houston 14/9): Appeared in 14 games, the most in three seasons ... filled in to start nine games at strong safety...registered 52 total tackles, one forced fumble and one fumble recovery...played on special teams at Pittsburgh (9/7)...contributed on special teams at Tennessee (9/21)...played at strong safety and recorded one tackle at Jacksonville (9/28)...also registered two special teams tackles...started in the nickel package vs. Indianapolis (10/5)...totaled four tackles with three solo...posted one solo tackle and two special teams tackles vs. Miami (10/12)...recorded one solo tackle vs. Detroit (10/19)...started at free safety vs. Cincinnati (10/26)...registered seven total tackles...started at strong safety at Minnesota (11/2)...totaled four tackles...started at strong safety vs. Baltimore (11/9)...recorded seven total tackles...start-

ed at strong safety at Indianapolis (11/16)...posted six solo tackles...registered two total tackles and two passes defended at Cleveland (11/23)...started at strong safety vs. Jacksonville (12/1)... finished second on the team with six solo tackles...also recorded two assists and a quarterback hurry... recovered a fumble in the first quarter...inactive at Green Bay (12/7)...posted five solo tackles vs. Tennessee (12/14)...also forced his first fumble on the season and sixth of his career when he stripped WR Justin McCareins in the second quarter...started at strong safety at Oakland (12/21)...posted six solo tackles...inactive vs. Chicago (12/28).

2007 (Denver 12/7): Played in 12 games with seven starts before landing on injured reserve (12/18)... recorded 57 total tackles, 45 solo, and forced a fumble...also registered two special teams tackles... recorded 11 tackles and a forced fumble vs. Jacksonville (9/23)...recorded 11 tackles in his 100th pro game at Indianapolis (9/30)...registered a special-teams tackle at Kansas City (11/11)...recovered two fumbles on special teams at Chicago (11/29).

2006 (Denver 10/10): Started all 10 games played before he was placed on injured reserve on Nov. 21 with a left knee injury...contributed 36 tackles (28 solo), one interception, five passes defended and a forced fumble along with two special-teams stops...amassed five solo tackles and a forced fumble in the home opener vs. Kansas City (9/17)... made three solo tackles and intercepted a pass on Sunday Night Football vs. San Diego (11/19)...suffered a left knee injury on the interception vs. San Diego that forced him to be placed on injured reserve two days later.

TEXANS

FERGUSON, NICK



2005 (Denver 16/16): Started all 16 regular season games and both playoff contests for Denver in his second season as a starter on defense....placed third on the Broncos and led the club's defensive backs during the regular season with 81 tackles (62 solo) while placing second on the team with a career high five interceptions for 59 yards that ranked as the third-highest total in the NFL among safeties....tied for third on the Broncos with 12 passes defended and contributed two forced fumbles and one fumble recovery...contributed five tackles (four solo) in an AFC Divisional Playoff game vs. New England (1/14/06)...made nine tackles (five solo), forced a fumble and broke up a pass in the AFC Championship Game vs. Pittsburgh (1/22/06).

2004 (Denver 16/1): Played in all 16 regular season games, one start...recorded 16 tackles (15 solo) and a pass breakup on defense...led the team with 19 tackles on special teams...recorded his first start of the year and posted 11 tackles (10 solo) on defense vs. Houston (11/7)...in an AFC Wild Card Game at Indianapolis (1/9/05), he played on special teams only and made a tackle.

2003 (Denver 15/10): Saw action in 15 regular season games (10 starts) and ranked fourth on the Broncos with 72 tackles (58 solo)...also added one sack for 13 yards, three pass breakups and two forced fumbles...tied for fourth on the team with 12 special-teams tackles...placed on injured reserve (12/23)...registered a career high 12 tackles (10 solo), a pass breakup and a forced fumble vs. Pittsburgh (10/12) recorded his first career sack for a 13-yard loss on QB Doug Flutie vs. San Diego (11/16)...tied a career-high with 12 tackles (9 solo) at Oakland (11/30).

2002 (New York Jets 16/0): Saw action in all 16 regular-season games...recorded 23 tackles and a fumble recovery on special teams while adding 11 tackles as a backup defensive back...saw time on

special teams only in both of the Jets' playoff contests (vs. Indianapolis 1/4/03 and at Oakland 1/12/03) and recorded a special teams tackle vs. the Colts...recovered a fumble on a punt return and added two special teams tackles at New England (12/22).

2001 (New York Jets 16/1): Started one game and appeared in all 16...finished with 26 special teams tackles...recorded 21 tackles (12 solo) and a forced fumble on defense...in the first start of his NFL career vs. Buffalo (12/30), he started at free safety and posted 16 tackles (nine solo), one pass breakup and a forced fumble.

2000 (New York Jets 7/0): Played in seven games after he was acquired from Buffalo's practice squad...appeared in the Jets' final seven games of the season as a reserve defensive back and special teams player...finished the year with nine tackles (five solo), three passes defended, one interception for 20 yards and three special teams tackles...totaled six tackles and three special teams tackles in the final three games of the season.

COLLEGE: Led Georgia Tech's secondary with 67 tackles as a senior while finishing second on the team with seven passes defended... former walk-on for the Yellow Jackets in 1993, Ferguson began his Georgia Tech career as a scout player after transferring from Morris Brown College in Atlanta.

PERSONAL: Attended Jackson High School in Miami and was named the team's most valuable player as a senior...served as a coaching intern for NFL Europe's Amsterdam Admirals in their 2003 training camp in Tampa, Fla...grew up as the third of 11 children (seven girls and four boys) in Miami...winner of the 2005 NFL Player Development Academic Achievement Award after completing his bachelor's degree in management from Georgia Tech in the spring of 2005.





FERGUSON, NICK

Ferguson's Career Statistics

Year	Team	GP	GS	TACKLES					INTERCEPTIONS					FUMBLES			
				Tot	Solo	Asst	Sk	Yds	No	Yds	Lg	TD	PD	FF	FR	Yds	TD
2000	NYJ	7	0	5	1	4	0	0	1	20	20	0	3	0	0	0	0
2001	NYJ	16	1	10	7	3	0	0	0	0	0	0	0	0	0	0	0
2002	NYJ	16	0	7	5	2	0	0	0	0	0	0	0	0	0	0	0
2003	Den	15	10	53	42	11	1	13	0	0	0	0	4	2	0	0	0
2004	Den	16	1	10	5	5	0	0	0	0	0	0	1	0	0	0	0
2005	Den	16	16	60	42	18	0	0	5	59	30	0	8	1	1	0	0
2006	Den	10	10	27	20	7	0	0	1	0	0	0	4	1	0	0	0
2007	Den	12	7	41	29	12	0	0	0	0	0	0	1	1	2	0	0
2008	Hou	14	9	52	42	10	0	0	0	0	0	0	2	1	1	0	0
NFL Totals		122	54	265	193	72	1	13	7	79	30	0	24	6	4	0	0

Single Game Highs

Tackles

12 @ Miami (9-11-05)

12 vs. Buffalo (12-30-01)

11 @ Indianapolis (9-23-07)

Interceptions

1, seven times, most recent:

1 vs. San Diego (11-19-06)

1 vs. Oakland (12-24-05)

1 vs. Baltimore (12-11-05)

Sacks

1 vs. San Diego (11-16-03) D. Flutie

Fumble Recoveries

2 @ Chicago (11-25-07)

1 vs. Jacksonville (12-1-08)

1 vs. New York Jets (11-20-05)

1 @ New England (12-22-02)

Forced Fumbles

1, six times, last: vs. Tennessee (12-14-08)

Additional Statistics

Special Teams Tackles: 62 total; 2000 – 3, 2001 – 12, 2002 – 12, 2003 – 10, 2004 – 13, 2005 – 2, 2006 – 1, 2007 – 2, 2008 – 7.





GRIGSBY, BOOMER

Height: 5-11
Weight: 237
College: Illinois State
Hometown: Canton, Illinois
5th NFL Season
1st with Texans
Age as of Kickoff Weekend 2009: 27
Acquired: FA, 2009
2008 GP/GS: 16/12
Career GP/GS: 66/34
Teams: Kansas City 2005-07



46 BOOMER GRIGSBY FULLBACK

TRANSACTIONS: Selected by the Kansas City Chiefs in the fifth round (138th overall) of the 2005 NFL Draft...signed by the Chiefs on July 15, 2005...signed by the Miami Dolphins on March 5, 2008...released by the Dolphins on September 9, 2008...signed by the Houston Texans on May 12, 2009.

PRO: Played at linebacker for his first two seasons in the NFL...was moved to fullback in 2007...seen as a special teams specialist, collecting 49 career stops...stout player with the ability to deliver a hit in the hole.

2008 (Miami 1/0): Appeared in one game for the Dolphins vs. New York Jets on special teams...released on September 9.

2007 (Kansas City 13/1): Played in 13 games, including one start, in his first year at fullback...caught his first two career passes for 14 yards...on special teams registered 12 tackles...finished third on the team in special teams stops...posted a season-high three special teams stops at San Diego (9/30)...made his first career catch for nine yards at Denver (12/9)...made his first career start at Detroit (12/23).

2006 (Kansas City 15/0): Played in 15 games, as a reserve linebacker...third on the team with 18 special teams tackles...credited with a season-high three special teams tackles at Miami

(11/12)...made two stops in a game seven times on the season...made a pair of special teams tackles in the AFC Wild Card game at Indianapolis (1/6/07).

2005 (Kansas City 16/0): Played in all 16 games...ranked third on the team with 19 special teams tackles...made a career-high four special teams tackles at Miami (10/21).

COLLEGE: Was a four-year letterman at Illinois State...played in 44 games with 40 starts at linebacker...tallied a school record 580 tackles including 41.5 tackles for loss and 13 sacks...recovered six fumbles, forced five fumbles and made seven passes defended...a three-time Division I-AA All-American selection...named the Gateway Conference Player of the Year over his final three seasons at Illinois State...established a school record with 179 tackles during his sophomore and junior seasons.

PERSONAL: Attended Canton (Ill.) High School...an all-area selection at linebacker during his senior season...enrolled in the NFL's executive education program at Northwestern and Harvard...interned at the Legacy Financial Group during the 2007 offseason...given the nickname "Boomer" by his grandmother at birth...full name is James Harvey Grigsby.

GRIGSBY, BOOMER



Grigsby's Career Stats

Year	Team	G	GS	Rush	Yds	Avg	Lg	TD	Rec	Yds	Avg	Lg	TD
2005	KC	16	0	0	0	0	0	0	0	0	0	0	0
2006	KC	15	0	0	0	0	0	0	0	0	0	0	0
2007	KC	13	1	0	0	0	0	0	2	14	7.0	9	0
2008	Mia	1	0	0	0	0	0	0	0	0	0	0	0
Totals		45	0	0	0	0	0	0	2	14	7.0	9	0

Single Game Highs

Receptions

1 @ Denver (9 yards, 12-9-07)

1 @ New York Jets (5 yards, 12-30-07)

Receiving yards

14 @ Denver (1 reception, 12-7-08)

5 @ New York Jets (1 reception, 12-30-07)

Additional Statistics

Special Teams Tackles 49 total: 2005 – 19, 2006 – 18, 2007 – 12.





GROSSMAN, REX

Height: 6-1
 Weight: 217
 College: Florida
 Hometown: Bloomington, Indiana
 7th NFL Season
 1st with Texans
 Age as of Kickoff Weekend 2009: 29
 Acquired: FA-'09
 2008 GP/GS: 4/1
 Career GP/GS: 36/31
 Teams: Chicago, 2003-08



5

REX GROSSMAN QUARTERBACK

TRANSACTIONS: Selected after junior season by Chicago Bears in first round (22nd pick overall) of 2003 NFL Draft...Signed by Bears on July 25, 2003...Placed on injured reserve on September 28, 2004...Re-signed with Bears on February 23, 2008...Signed with the Houston Texans on June 12, 2009.

HONORS: 2006 NFC Offensive Player of the Week (15); FedEx Air NFL Player of the Week (2, 4);

PRO: Smart veteran quarterback who brings Super Bowl experience to the Texans...signed as a free agent during the summer...has played in 36 career games with 31 starts, all with the Chicago Bears...helped lead Chicago to Super Bowl XLI in first full season as team's top signal caller in 2006...has completed 521-of-962 passes for 6,164 yards and 33 touchdowns with 35 interceptions...earned NFC Offensive Player of the Week honors in Week 15 of 2006 and twice earned FedEx Air NFL Player of the Week (Week 2, 4) that season...recipient of 2006 Ed Block Courage Award as voted by teammates.

2008 (Chicago 4/1): Saw action in four games, starting once...completed 32-of-62 passes for 257 yards and two touchdowns and interceptions...played at Detroit (10/5) but did not record any statistics...returned to the field vs. Detroit (11/2) and completed eight-of-18 pass attempts for 58 yards with a touchdown and an interception...

started the following week vs. Tennessee (11/9) and connected on 20-of-37 passes for 173 yards with a touchdown and an interception...played at Green Bay (11/16) and went four-of-seven for 26 yards...dressed as the backup quarterback but did not play in 12 games.

2007 (Chicago 8/7): Appeared in 8 games, making 7 starts...completed 122-of-225 passes for 1,411 yards, 4 TDs and 7 INTs...played in Games 1-3 and 9-13, starting Games 1-3 and 10-13; Did not play in Games 4-8; inactive for Games 14-16...coming off the bench, engineered come-from-behind victory at Oakland (11/11)...highlighted by game-winning 59-yard TD pass to Bernard Berrian...finished with a QB rating of 109.8...tossed game-tying touchdown with :28 remaining in regulation vs. Denver (11/25)...registered season highs in completions (25), attempts (46) and yards (296) vs. New York Giants (12/2).

2006 (Chicago 16/16): Started every game, including all three postseason contests, while compiling 3,193 gross passing yards, the second most in team history...was 262-of-480 passing with 23 TDs and 20 INTs during the regular season...his 23 TD passes were tied for 4th most in franchise history while he ranked 2nd in attempts and 4th in completions...his 12.19 yards per completion average was seventh highest in the NFL...the sixth passer in Bears history with 20 or more TDs in a season...had 47 passes of 20+ yards,

TEXANS

GROSSMAN, REX



seventh most in the NFL, including 11 that went for TDs...led the Bears to a 13-3 regular season record, the most wins by a Bears starting QB in a single-season dating back to 1935...earned NFC Offensive Player of the Month honors in September after throwing for 250+ yards in all three games during the season-opening month with six TDs and an overall passer rating of 100.0...earned FedEx Air NFL Player of the Week honors vs. Detroit (9/17/06) after completing 20-of-27 passes for 289 yards with a career-high 4 TDs and 148.0 passer rating...earned 2nd FedEx Air NFL Player of the Week award in 3 weeks after completing 17-of-31 passes for 232 yards and 2 TDs for a 100.5 passer rating vs. Seattle (10/1)...threw for 339-gross passing yards vs. Tampa Bay (12/17) for the tenth 300-yard passing effort in franchise history at Soldier Field, ending the Bears streak of 72 straight regular season games without a 300-yard passer, while earning NFC Offensive Player of the Week honors.

2005 (Chicago 2/1): Finished season by playing in two regular season games and starting the Divisional Playoff after missing first 13 games while recovering from a broken ankle sustained during the preseason...completed 20-of-39 passes for 259 yards with 1 TD and 2 INTs during the regular season and led Bears by averaging 6.64 yards per pass attempt...suffered broken ankle in preseason game at St. Louis (8/12).

2004 (Chicago 3/3): Started first three games of the season and led Chicago in yards per pass attempt (7.23) and ranked second among Bears QBs in completion pct. (56.0%), passing yards (607) and QB rating (67.9)...sustained season-ending ACL injury in Week Three while diving for the goal line on his first career TD run.

2003 (Chicago 3/3): Started final 3 games of the season for Chicago, becoming the first Bears rookie QB to win his first NFL start in 22 seasons and the franchise's first player to do so in his first 2 career starts dating back to 1952...led Chicago in yards per pass attempt (6.07), INTs per attempt ratio (1.4%), passer efficiency rating (74.8) and tied for the team lead in TDs per attempt ratio

(2.8%)...in 10 quarters of action he generated 7 plays of 20 or more yards...Led all rookie signal-callers drafted in 2003 with a .667 winning percentage and passer rating of 74.8 while helping the Bears post a 2-1 ledger in his starts...passed for 249 yards on 19-of-32 passing vs. WAS (12/21) with 2 TDs and 1 INT, including a season long 59-yard completion to Marty Booker for his first career TD pass; completed passes to 9 different receivers, 6 different on first 6 completions.

COLLEGE: Finished career at Florida (1999-2002) among the all-time passing leaders at UF and the SEC while leading the Gators to 3 bowl games and a 23-9 overall record in 3 years as a starter...2001 Heisman trophy runner-up and AP National Player-of-the-Year concluded his career with 9,164 passing yards (3rd at UF, 5th in SEC), 677 completions (3rd at UF), 1,110 attempts (4th at UF), 77 TD passes (2nd at UF, 3rd in SEC) and the lowest career INT percentage in Gator history (3.24)...second at UF with a 61.0 career completion percentage...fifth sophomore in NCAA history to finish in the top two in Heisman voting...led SEC in passing as a sophomore and junior while tossing an NCAA-record 55 TD passes...started 32-of-37 games played at UF and threw for 300 yards a school-record 17 times...majored in travel and tourism.

PERSONAL: Passed for 7,518 yards and 97 TDs at Bloomington South (Ind.) H.S. during his prep career...led team to the 1998 state 5A title, passing for 3,080 yards and 44 TDs as a senior...honored as the 1998 Indiana Player-of-the-Year by USA Today and Parade All-America team...tabbed by several recruiting magazines as the top prep QB in the Midwest and among the top 15 in the nation...ranked by National Recruiting Advisor among the top-5 players in the nation in its "pro-style QB" rating...son of Daniel and Maureen Grossman...he and wife, Alison, married prior to the 2005 season...father and grandfather, Rex, both played football at Indiana University.



GROSSMAN, REX

Grossman's Career Statistics

Year	Team	GP	GS	Att	Cmp	Pct	Yds	Yd/Att	TD	Int	Lg	Sk	Lst	Rate
2003	Chi	3	3	72	38	52.8	437	6.1	2	1	59t	4	41	74.8
2004	Chi	3	3	84	47	56.0	607	7.2	1	3	40	5	22	67.9
2005	Chi	2	1	39	20	51.3	259	6.6	1	2	54	1	9	59.7
2006	Chi	16	16	480	262	54.6	3,193	6.7	23	20	62	21	142	73.9
2007	Chi	8	7	225	122	54.2	1,411	6.3	4	7	59t	25	198	66.4
2008	Chi	4	1	62	32	51.6	257	4.1	2	2	29	2	8	59.7
NFL Totals		36	31	962	521	54.2	6,164	6.4	33	35	62	58	420	70.2

Single Game Highs

Passing Yards

339 vs. Tampa Bay (12-17-06)

296 vs. N.Y. Giants (12-2-07)

289 vs. Detroit (9-17-06)

Passing Attempts

46 vs. N.Y. Giants (12-2-07)

44 vs. Tampa Bay (12-17-06)

42 vs. Miami (11-5-06)

Completions

29 vs. Tampa Bay (12-17-06)

25 vs. N.Y. Giants (12-2-07)

24 @ Seattle (11-18-07)

Touchdown Passes

4 vs. Detroit (9-17-06)

3 vs. San Francisco (10-29-06)

3 @ N.Y. Giants (11-12-06)

Passer Rating

148.0 vs. Detroit (9-17-06)

137.4 vs. San Francisco (10-29-06)

114.4 @ St. Louis (12-11-06)

Interceptions

4 @ Arizona (10-16-06)

3, five times, most recent vs. Dallas (9-23-07)

Rushing Yards

21 vs. Detroit (9-12-04)

20 @ Minnesota (9-26-04)

13 @ Seattle (11-18-07)

Rushing Attempts

4, five times, most recent vs. Denver (11-25-07)

Long

22 @ St. Louis (12-11-06)

Touchdowns (Rush)

1, three times, most recent vs. Tennessee (11-9-08)

Additional Statistics

Fumbles/Lost: 19/10 total; 2003 – 3/0, 2004 – 2/2, 2005 – 0/0, 2006 – 8/5, 2007 – 6/3, 2008 – 0/0.

Fumble recoveries: 4 total; 2003 – 1, 2004 – 0, 2005 – 0, 2006 – 2, 2007 – 1, 2008 – 0.



HARRIS, CLARK

Height: 6-5
 Weight: 257
 College: Rutgers
 Hometown: Manahawkin, New Jersey
 1st NFL Season
 1st with Texans
 Age as of Kickoff Weekend 2009: 25
 Acquired: FA, 2008
 2008 GP/GS: 4/0
 Career GP/GS: 4/0
 Teams: Houston, 2008



82 CLARK HARRIS TIGHT END

TRANSACTIONS: Selected in the seventh round (243rd overall) by the Green Bay Packers in the 2007 NFL Draft...signed by the Packers on June 20, 2007...released by the Packers on September 1, 2007...signed to the Packers practice squad on September 4, 2007...released from the Packers practice squad on September 11, 2007...signed to the Detroit Lions practice squad on November 28, 2007...released by the Lions on May 19, 2008...re-signed by the Lions on August 19, 2008...released by the Lions on August 31, 2008...signed to the Houston Texans practice squad on September 17, 2008...released by the Texans on September 30, 2008...re-signed to the Texans practice squad on November 4, 2008...signed to the Texans active roster on December 3, 2008.

PRO: Drafted by the Green Bay Packers in the seventh round (243rd overall) in 2007...tough blocker at tight end position...possesses good receiving skills...has the ability to long snap.

2008 (Houston 4/0): Was signed when LS Bryan Pittman was suspended by the NFL...played in four games where he handled all long snapping du-

ties...took over long snapping duties after LS Bryan Pittman was suspended by the NFL at Green Bay (12/7)...snapped on the game-winning field goal to defeat the Packers...handled long snapping duties vs. Tennessee (12/14)...handled long snapping duties at Oakland (12/21)... handled long snapping duties vs. Chicago (12/28).

COLLEGE: Played in 48 games at Rutgers including 33 starts for the Scarlet Knights...finished his career with 143 receptions for 2,015 receiving yards and 11 touchdowns...ranks sixth in school history in receiving yards, receptions and is tied for seventh in touchdowns...caught a pass in 38 straight games, the third longest in Big East history... finished his career with five 100-yard receiving games...was the Rutgers long snapper...had a career high in receiving yards with 122 in his final collegiate game at the Texas Bowl in 2006 against Kansas State.

PERSONAL: Born in Toms River, NJ...enjoys playing basketball...enjoys the outdoors; fishing and hunting are two of his favorite hobbies.

Harris' Career Statistics

Year	Team	G	GS	Rush	Yds	Avg	Lg	TD	Rec	Yds	Avg	Lg	TD
2008	Hou	4	0	0	0	--	--	0	0	0	--	--	0
NFL Totals		4	0	0	0	--	--	0	0	0	--	--	0



HARRISON, BRANDON

Height: 6-2
 Weight: 226
 College: Stanford
 Hometown: Baton Rouge, Louisiana
 3rd NFL season
 3rd with Texans
 Age as of Kickoff Weekend 2009: 24
 Acquired: D5a, 2007 (144th overall)
 2008 GP/GS: 15/6
 Career GP/GS: 15/6
 Teams: Houston, 2007-08



31 BRANDON HARRISON SAFETY

TRANSACTIONS: Selected by Houston Texans in the fifth round (144th overall) of 2007 NFL draft... Signed by Texans on July 23, 2007... Placed on injured reserve on September 1, 2007.

PRO: Spent his entire rookie season on injured reserve... big body that shows abilities to play the run effectively from his safety position... has 30 career tackles.

2008 (Houston 15/6): Played in 15 games with six starts... registered 30 tackles (21 solo tackles)... made his first career appearance after missing rookie season on injured reserve at Pittsburgh (9/7)... saw the first game action of his career on defense at Tennessee (9/21)... posted one solo tackle... inactive at Jacksonville (9/28)... made first start at strong safety vs. Indianapolis (10/5)... totaled six tackles... started at strong safety and led the team with a career-high 10 tackles vs. Miami (10/12)... posted one assist vs. Detroit (10/19)... started at strong safety vs. Cincinnati (10/26)... registered one solo tackle... played at safety and on special teams at Minnesota (11/2)... recorded two special teams tackles... played at safety and on special teams vs. Baltimore (11/9)... recorded one quarterback hurry... played at safety at Indianapolis (11/16)... posted two solo tackles... played at safety and on special teams at Cleveland (11/23)... played at safety and on special teams vs. Jacksonville (12/1)... started at strong safety at Green Bay (12/7)... was

... tied for second on the team with six total tackles... played at safety vs. Tennessee (12/14)... made one tackle on special teams... played at safety and on special teams at Oakland (12/21)... started at strong safety vs. Chicago (12/28)... posted three total tackles.

2007 (Houston 0/0): Placed on injured reserve after sustaining an injury during training camp.

COLLEGE: A two-year starter and three year letter-winner... played in 44-of-45 possible games in his career, starting 33-of-34 possible contests over his final three seasons (2004-06)... finished as Stanford's active career leader in interceptions with five... finished with 186 tackles (127 solo, 59 assisted), 2.0 sacks, 7.0 tackles for loss, five interceptions, three fumble recoveries, a blocked kick, one forced fumble and 16 pass breakups... political science major.

PERSONAL: One of the top recruits in the state of Louisiana out of Catholic High School in Baton Rouge... named first-team all-district and all-metro as a senior for the Bears... recorded 38 tackles and four interceptions, one of which was returned for a touchdown... played basketball and ran track for four years... earned three varsity letters in track and two in basketball... member of the National Honor Society... National Merit Finalist and National Achievement Finalist.

HARRISON, BRANDON



Harrison's Career Statistics

Year	Team	GP	GS	TACKLES				Sk	Yds	INTERCEPTIONS					PD	FUMBLES			
				Tot	Solo	Asst				No	Yds	Lg	TD			FF	FR	Yds	TD
2007	Hou									Injured	Reserve								
2008	Hou	15	6	30	21	9		0	0	0	0	0	0	1		0	0	0	0
NFL Totals		15	6	30	21	9		0	0	0	0	0	0	1		0	0	0	0

Single Game Highs

Tackles

10 vs. Miami (10-12-08)

6 @ Green Bay (12-7-08)

6 vs. Indianapolis (10-5-08)

Additional Statistics

Special Teams Tackles: 3 total; 2008 – 3.





JENKINS, DARNELL

Height: 5-10
Weight: 191
College: Miami (FL)
Hometown: Miami, Florida
1st NFL season
1st with Texans
Age as of Kickoff Weekend 2009: 26
Acquired: FA, 2008
2008 GP/GS: 1/0
Career GP/GS: 1/0
Teams: Houston, 2008



84 DARNELL JENKINS WIDE RECEIVER

TRANSACTIONS: Signed by the Houston Texans as an undrafted free agent on April 29, 2008. Released by Texans on August 29, 2008. Signed to the Texans practice squad on August 31, 2008. Signed to the Texans active roster on December 16, 2008.

PRO: Young receiver looking to make the Texans 53-man roster...signed to the Texans active roster late in the season...contributed on special teams.

2008 (Houston 1/0): Played in one game after he was moved to the active roster before the Week 16 game at Oakland...signed to active roster before the game at Oakland (12/21)...played on special teams...inactive vs. Chicago (12/28).

COLLEGE: Compiled 90 receptions for 1,274 yards and five touchdowns...finished his senior season with 31 receptions for 619 yards and two touchdowns...recorded 11 rushing attempts for 53 yards...recorded three 100-yard games in his final season...graduated in December 2006 with a degree in liberal arts and is pursuing a second degree in sociology.

PERSONAL: Attended Central High School in Miami (FL)...winner of the prestigious Nick Kotys Award, given to Dade County's Male Athlete of the Year...member of the *Atlanta Journal-Constitution's* Super Southern 100...two-time first-team All-Dade County selection by the Miami Herald...named a SuperPrep All-American.

Jenkins' Career Statistics

Year	Team	G	GS	Rush	Yds	Avg	Lg	TD	Rec	Yds	Avg	Lg	TD
2008	Hou	1	0	0	0	--	--	0	0	0	--	--	0
NFL Totals		1	0	0	0	--	--	0	0	0	--	--	0





JOHNSON, ANDRE

Height: 6-3
 Weight: 228
 College: Miami (Fla.)
 Hometown: Miami, Florida
 7th NFL season
 7th with Texans
 Age as of Kickoff Weekend 2009: 29
 Acquired: D1, 2003 (3rd overall)
 2008 GP/GS: 16/16
 Career GP/GS: 86/86
 Teams: Houston 2003-08



80 ANDRE JOHNSON

WIDE RECEIVER

TRANSACTIONS: Selected after his junior season by Houston Texans in the first round (3rd overall) in the 2003 NFL draft...Signed by Texans on July 22, 2003.

HONORS: 2008 *Associated Press* first team all-pro. 2008 AFC Offensive Player of the Month (October). SI.com First Team All-Pro. 2008 ESPN.com First Team All-Pro. 2008 The Sporting News First Team All-Pro. 2008 *Pro Football Weekly* First Team All-Pro. Played in the 2005, 2007 (starter) and 2009 (starter) NFL Pro Bowls, 2006 AFC Offensive Player of the Week (4), 2006 and 2008 NFL Alumni Wide Receiver of the Year, 2003 NFL Rookie of the Week (4 and 10), 2006 and 2004 Touchdown Club Player of the Year. 2006 and 2008 Team MVP.

PRO: Consistently one of the league's best receivers...is the Texans all-time leading receiver totaling 486 receptions for 6,379 yards in six seasons...is one of 26 NFL players to have 6,000-plus receiving yards...has 25 career 100-yard games...the Texans are 13-12 when he eclipses the 100-yard barrier...led the league in receptions in 2008 with a career-high 115 and in 2006 with 103.

2008 (Houston 16/16): Finished the season with 115 receptions for 1,575 yards to lead the league in both categories...his 115 receptions this year were the third-most in the NFL since 2000...

caught 10 or more passes in seven games this season, the most games with 10 or more receptions by a receiver in a single season in NFL history...recorded his eighth 100-yard game of the season and the 25th of his career...set a franchise and personal-best 207 receiving yards on 11 receptions vs. Tennessee (12/14)...topped 100 receiving yards in four consecutive games in the month of October...caught 10 or more passes for the third consecutive game in October...marked the first time in his career that he has had double-digit catches in three consecutive games...finished the month of October with 41 catches for 593 yards and two touchdowns in four games. His 41 catches in October were the second-most by an NFL receiver in October since the AFL-NFL merger in 1970...named to the Associated Press All-Pro first team...accumulated 45 votes, which tied for the most of any offensive player this season...started at wide receiver at Pittsburgh (9/7)...caught 10 passes for 112 yards...it was his third straight season opener with 100 yards...caught a ball in his 36th consecutive game at Tennessee (9/21)...finished with two receptions for 29 yards...made three catches for 38 yards at Jacksonville (9/28)...caught a key 21-yard pass on the last drive of the fourth quarter to set up Kris Brown's field goal that sent the game into overtime...had a break-out game catching nine passes for 131 yards and a touchdown vs. Indianapolis (10/5)...had 98 yards in the first half ...caught 10 passes for 178 yards and

JOHNSON, ANDRE



one touchdown vs. Miami (10/12)...caught the 400th pass of his career on a four-yard gain in the second quarter...posted his third consecutive 100-yard game and fourth of the season vs. Detroit (10/19)...caught 11 passes for 141 yards...recorded his fourth consecutive 100-yard game and fifth of the season vs. Cincinnati (10/26)...caught 11 passes for 143 yards...caught four passes for 62 yards and a touchdown at Minnesota (11/2)...caught seven passes for 66 yards vs. Baltimore (11/9)...caught four passes for 55 yards which extended his own team record by catching a pass in his 44th consecutive game at Indianapolis (11/16)...caught 10 passes for 116 yards at Cleveland (11/23)...surpassed 1,000 receiving yards for the season with a 22-yard catch in the second quarter...this is the third 1,000-yard season of Johnson's career...caught seven passes for 75 yards and a touchdown vs. Jacksonville (12/1)...the touchdown was the 29th of his career, which surpassed Domanick Williams for first place in franchise history in career touchdowns...the score also gave him 174 career points which put him in first place in franchise history among non-kickers...caught four passes for 55 yards at Green Bay (12/7)...topped 6,000 career receiving yards with an 11-yard touchdown catch in the fourth quarter...finished the game with 6,005 career yards...also scored the first two-point conversion of his career following his touchdown catch...finished the game with 11 receptions for a franchise and personal-best 207 receiving yards vs. Tennessee (12/14)...tied his 2006 team record with 103 receptions in a season and recorded his seventh 100-yard game on the season and 24th of his career...finished the game with two catches for 19 yards at Oakland (12/21)...increasing his season reception total to a career-high 105 yards...caught 10 passes for 148 yards and two touchdowns vs. Chicago (12/28)...it was his eighth 100-yard game of the season.

2007 (Houston 9/9): Saw action in nine games, missing seven games with a knee injury...amassed 60 receptions for 851 yards and eight touchdowns...recorded a career-long 77-yard touchdown catch in the season opener vs.

Kansas City (9/9)...registered seven receptions for 120 yards and two touchdowns at Carolina (9/16)...inactive the next seven games with a knee injury...returned to action and recorded six receptions for 120 yards, including a 73-yard touchdown catch vs. New Orleans (11/18)...registered three receptions for 37 yards at Cleveland (11/25)...recorded his fourth 100-yard game of the season with nine receptions for 116 yards and a 28-yard touchdown catch at Tennessee (12/2)...finished with nine receptions for 82 yards and a touchdown vs. Tampa Bay (12/9)...caught his seventh touchdown catch of the season, along with six receptions for 86 yards vs. Denver (12/13)...caught seven receptions for 74 yards and his eighth touchdown of the season at Indianapolis (12/23)...recorded six receptions for 74 yards in the season finale vs. Jacksonville (12/30).

2006 (Houston 16/16): Started all 16 games...set a career-high with a league-leading 103 receptions...was the only receiver in the NFL to snag 100 receptions...his 1,147 receiving yards were the most of his career...tied for the team lead with five TD catches...tied a career high with four 100-yard receiving games...had a career high two games with over 10 receptions...his 65 catches in the first eight games of the season ranked third-most in NFL history...caught six passes for 101 yards vs. Philadelphia (9/10)...had season-highs with 11 receptions for 152 yards and his 53-yard reception in the first quarter set up Houston's first score vs. Washington (9/24)...earned AFC Player of the Week honors with a nine catch, 101-yard performance vs. Miami (10/1)...finished the first half of the season with a nine-catch performance for 83 yards at the New York Giants (11/5)...surpassed his career high in catches for a season when he caught 10 passes for 95 yards and a score at the New York Jets (11/26)...made a 17-yard reception inside the last two minutes to set up Kris Brown's 48-yard field goal as time expired to give Houston the 27-24 win vs. Indianapolis (12/24)...made two catches for 12 yards in the season finale vs. Cleveland (12/31).



JOHNSON, ANDRE

2005 (Houston 13/13): Started 13 games, missing three with a nagging calf injury that plagued him all season...made 63 catches for 688 yards and two touchdowns...led the team with two 100-yard receiving games...was inactive due to injury at Seattle (10/16), vs. Indianapolis (10/23) and vs. Cleveland (10/30)...set season-highs with nine catches for 91 yards to lead the Texans in his first game back from a calf injury at Jacksonville (11/6)...matched a single-game high 12 receptions for a season-high 159 yards and one score vs. St. Louis (11/27)...converted four receptions for first downs and had five grabs in the first half...caught seven passes for 119 yards, including a season-long 53-yard touchdown catch vs. Jacksonville (12/24)...caught one pass for three yards before rolling his ankle early in the second half, which forced him to miss the rest of the game at San Francisco (1/1/06).

2004 (Houston 16/16): Started all 16 games, leading club in receptions (79), receiving yards (1,129) and TD receptions (six)...also led the team with four 100-yard receiving games, breaking his own club record (three, 2003)...selected to his first Pro Bowl...second-youngest member of AFC Pro Bowl squad (LB Terrell Suggs, Ravens) and youngest AFC offensive selection...caught four passes for 58 yards in season opener vs. San Diego (9/12)...paced team with six catches for 115 yards and a score, helping Texans win consecutive games for the first time vs. Oakland (10/3)...set team and personal marks with 12 catches for 170 yards and also tied personal and club record with two TD receptions vs. Minnesota (10/10)...made a team-high nine catches for 74 yards in win over Jacksonville (10/31)...hailed in six passes for 107 yards including a 49-yarder vs. Green Bay (11/21)...posted seven receptions for 125 yards at the New York Jets (12/5), becoming the first Texans receiver to eclipse the 1,000-yard receiving mark in a season...also set a team single-season record with his fourth 100-yard receiving effort...celebrated Pro Bowl selection with four catches for 46 yards and one TD in win at Jaguars (12/26).

2003 (Houston 16/16): Started all 16 games, re-

cording at least one catch in each contest...led the Texans with 66 catches for 976 yards (14.8 avg.) and four TDs...named NFL Rookie of the Week after his performances in Week 4 and Week 11...made NFL debut in season-opening win at Miami (9/7), snagging a team-high six receptions for 76 yards...gained a team-high 71 receiving yards on five catches at New Orleans (9/14)...caught a game-high seven catches for 102 yards and scored first two career TDs, tying the club's single-game record vs. Kansas City (9/21)...led both teams with eight catches for 97 yards in win over Jacksonville (9/28), earning initial NFL Rookie of the Week honors...snagged four passes for a season-best 122 yards (30.5 avg.) in win at Buffalo (11/16)...named NFL Rookie of the Week for the second time...led the Texans with four receptions for 28 yards at Tampa Bay (12/14)...posted his third 100-yard receiving game of the season when he caught five balls for a game-high 108 yards vs. Tennessee (12/21)...paced the Texans with four catches for 51 yards in season finale vs. Indianapolis (12/28).

COLLEGE: Amassed 92 receptions for 1,831 (19.9 avg.) and 20 TDs in three seasons at Miami (Fla.) ranking fifth on the school's all-time receiving yards list...added 11 receptions for 253 yards and two TDs in two bowl games...only Michael Irvin (26) and Lamar Thomas (23) had more career TD grabs...earned first-team All-Big East honors and third-team AP All-America honors as a sophomore...became just the second Hurricane player to crack the single-season 1,000-yard receiving barrier (Eddie Brown, 1,114 yards, 1984)...helped Miami win first national title in 10 years as a sophomore, catching 37 passes for 682 yards (18.4 avg.) and career-best 10 TDs...also an elite collegiate sprinter, winning 2002 Big East Conference titles in the indoor 60 meter and outdoor 100 meter...majored in liberal arts.

PERSONAL: Lives in Houston...Parade All-America selection as a senior at Miami (Fla.) Senior High School...caught 31 passes for 908 yards and 15 TDs his senior season for the Stingarees...also lettered in track and basketball...born Andre Lamont Johnson in Miami, Fla.

JOHNSON, ANDRE



Johnson's Career Statistics

Year	Team	G	GS	Rush	Yds	Avg	Lg	TD	Rec	Yds	Avg	Lg	TD
2003	Hou	16	16	5	-10	-2.0	11	0	66	976	14.8	46t	4
2004	Hou	16	16	4	12	3.0	14	0	79	1,142	14.5	54t	6
2005	Hou	13	13	6	10	1.7	5	0	63	688	10.9	53t	2
2006	Hou	16	16	3	14	4.7	18	0	103	1,147	11.1	53	5
2007	Hou	9	9	0	0	--	--	0	60	851	14.2	77t	8
2008	Hou	16	16	0	0	--	--	0	115	1,575	13.7	65	8
NFL Totals		86	86	18	26	1.4	18	0	486	6,379	13.1	77t	33

Single Game Highs

Receptions

12 vs. Minnesota (170 yards, 10-10-04)

12 vs. St. Louis (159 yards, 11-27-05)

11, four times, most recent:

11 vs. Tennessee (207 yards, 12-14-08)

Receiving Yards

207 vs. Tennessee (11 receptions, 12-14-08)

178 vs. Miami (10 receptions, 10-13-08)

170 vs. Minnesota (12 receptions, 10-10-04)

159 vs. St. Louis (12 receptions, 11-27-05)

152 vs. Washington (11 receptions, 9-24-06)

Long

77t vs. Kansas City (9-9-07)

73t vs. New Orleans (11-18-07)

65 vs. Tennessee (12-14-08)

54t @ Detroit (9-19-04)

Touchdowns

2 vs. Chicago (12-28-08)

2 @ Carolina (9-16-07)

2 vs. Minnesota (10-10-04)

2 vs. Kansas City (9-21-03)

Rushing Long

18 vs. Buffalo (11-19-06)

14 @ Indianapolis (11-14-04)

11 @ Cincinnati (11-9-03)





JOHNSON, TRAVIS

Height: 6-3
Weight: 311
College: Florida State
Hometown: Sherman Oaks, California
5th NFL season
5th with Texans
Age as of Kickoff Weekend 2009: 27
Acquired: D1, 2005 (16th overall)
2008 GP/GS: 15/14
Career GP/GS: 52/38
Teams: Houston, 2005-08



99 TRAVIS JOHNSON DEFENSIVE TACKLE

TRANSACTIONS: Selected by Houston Texans in the first round (16th overall) in the 2005 NFL draft... Signed by Texans on July 30, 2005....Placed on injured reserve on November 14, 2006.

PRO: Physical, strong presence along the defensive line...started a career-high 14 games in 2008...124 career tackles, one forced fumble and a pair of sacks for his career...also has recorded one interception in his career vs. Kansas City (9/9/07).

2008 (Houston 15/14): Played in 15 games with 14 starts...posted 22 solo tackles and six assists...registered one sack and one forced fumble...started at defensive tackle at Pittsburgh (9/7)...recorded three total tackles...inactive because of a knee injury at Tennessee (9/21)...played at defensive tackle at Jacksonville (9/28)...did not register a tackle...started at defensive tackle but did not record any tackles vs. Indianapolis (10/5)...posted two solo tackles vs. Miami (10/12)...started at defensive tackle but did not record any statistics vs. Detroit (10/19)...registered two total tackles including the second sack of his career and first since his rookie season in 2005 vs. Cincinnati (10/26)...posted three solo tackles, including one for a loss at Minnesota (11/2)...started at defensive tackle and recorded two tackles and one forced fumble vs. Baltimore (11/9)...registered two tackles and two assists at Indianapolis (11/16)...made one solo tackle at Cleveland (11/23)...recorded one solo tackle vs. Jacksonville (12/1)...started at defensive tackle at Green Bay (12/7)...posted three solo tackles...started at defensive tackle and registered two solo tackles vs. Tennessee (12/14)...posted three solo tackles and one assist at Oakland (12/21)...posted one solo tackle and one pass defended vs.

Chicago (12/28).

2007 (Houston 15/13): Played in all but one game in his third season, with a career-high 13 starts...recorded 41 total tackles, an interception and six passes defended...recorded three total stops vs. Kansas City (9/9)...in the fourth quarter dropped back in coverage to intercept his first pass of his career...finished with a season-high five solo tackles vs. Tennessee (10/21).

2006 (Houston 9/8): Played in nine games, starting eight at defensive tackle...started at DT and registered one tackle vs. Philadelphia (9/10)...tied his career-high with eight tackles at Indianapolis (9/17)...suffered a calf injury at Jacksonville (11/12) and was placed on injured reserve on (11/14).

2005 (Houston 14/3): Played in 15 games, starting three at left defensive end...posted 46 tackles and 1.5 sacks in his rookie campaign...registered five tackles as a reserve in NFL regular-season debut at Buffalo (9/11)...recorded first career sack and had three tackles off the bench at Jacksonville (11/6)...posted a career-high eight tackles at San Francisco (1/1/06).

COLLEGE: Totaled 175 career tackles with four fumble recoveries, 43.5 tackles for loss, 10 sacks, and 31 quarterback pressures in college...finished third in Florida State history in tackles for loss...started all 12 games at left defensive tackle during his senior year...was an All-ACC first-team choice after recording 50 tackles with 2.5 sacks, 18 tackles for loss and 12 quarterback pressures.

JOHNSON, TRAVIS



PERSONAL: Lives in Houston...majored in social science...plays the saxophone and enjoys video games in his spare time...served as an elementary school mentor in college...attended Notre Dame High School in Sherman Oaks, Calif....earned Parade, PrepStar, Football News and USA Today All-

America first-team honors...recorded 104 tackles, including 32 for loss, and 17 sacks as a senior for the Knights...set a school record for career sacks (61), tackles for loss (77), forced fumbles (14) and blocked punts (five)... born Travis Johnson in Sherman Oaks, Calif.

Johnson's Career Statistics

Year	Team	GP	GS	TACKLES					Sk	Yds	INTERCEPTIONS					FUMBLES			
				Tot	Solo	Asst					No	Yds	Lg	TD	PD	FF	FR	Yds	TD
2005	Hou	14	3	44	20	24	1	4			0	0	0	0	0	0	0	0	0
2006	Hou	9	8	11	8	3	0	0			0	0	0	0	1	0	0	0	0
2007	Hou	15	13	41	27	14	0	0			1	0	0	0	6	0	0	0	0
2008	Hou	15	14	28	22	6	1	3			0	0	0	0	2	1	0	0	0
NFL Totals		52	38	124	77	47	2	7			1	0	0	0	9	1	0	0	0

Single Game Highs

Tackles

8 @ San Francisco (1-1-06)

8 @ Indianapolis (9-17-06)

6 vs. Tennessee (10-21-07)

5 @ Indianapolis (12-23-07)

5 @ Indianapolis (9-17-06)

Sacks

1 vs. Cincinnati (10-26-08) R. Fitzpatrick

1 @ Jacksonville (11-6-05)

Interception

1 vs. Kansas City (9-9-07)

Forced Fumbles

1 vs. Baltimore (11-9-08)





JONES, ADRIAN

Height: 6-4
 Weight: 330
 College: Kansas
 Hometown: Dallas, Texas
 3rd NFL season
 1st with Texans
 Acquired: FA, 2009
 Age as of Kickoff Weekend 2009: 28
 2008 GP/GS: 11/10
 Career GP/GS: 55/26
 Teams: New York Jets 2004-07; Kansas City 2007-08



68 ADRIAN JONES GUARD

TRANSACTIONS: Selected by the New York Jets in the fourth round of the 2004 NFL Draft...Signed with the Jets on July 29, 2004...Waived by the Jets on December 18, 2007...Claimed off waivers by the Kansas City Chiefs on December 19, 2007...Signed with the Houston Texans on May 18, 2009.

PRO: Has appeared in 55 career games...looks to provide depth in the interior line for the Texans...started 16 games in his second year in the NFL for the New York Jets at both right and left tackle.

2008 (Kansas City 11/10): Appeared in 11 games in his first full season with the Chiefs, starting 10 at guard.

2007 (New York Jets 7/0; Kansas City 0/0): Played in seven games with the Jets before being waived on December 18...saw action on special teams in five games...appeared on the offensive line vs. Philadelphia (10/14).

2006 (New York Jets 9/0) Saw action in nine games and was inactive for one contest...was active but did not play at Jacksonville (10/8) and vs. Chicago (11/19)...was inactive vs. Houston (11/26)...was active but did not play at Green Bay (12/3), vs. Buffalo (12/10), at Minnesota (12/17) and at Miami (12/25)...appeared as a tackle eligible vs. Oakland (12/31)...played on

special teams in an AFC Wild Card Game at New England (1/7/07).

2005 (New York Jets 16/16): Started all 16 games...started his first game at RT at Kansas City (9/11)...started at RT vs. Miami (9/18) and vs. Jacksonville (9/25)...started his first career game at LT at Baltimore (10/2) and opened the next 12 games at that position.

2004 (New York Jets 12/0): Played in 12 games...saw action in his first NFL contest on special teams vs. Cincinnati (9/12)...was inactive vs. Buffalo (10/10), at New England (10/24), vs. Miami (11/1) and at Buffalo (11/7)...also saw action in two playoff games...played on special teams in an AFC Wild Card Game at San Diego (1/8/05) and in an AFC Divisional Playoff Game at Pittsburgh (1/15/05).

COLLEGE: Played in 42 games at Kansas, catching 22 passes for 218 yards (9.9 avg.) with two TDs...spent his first three seasons as a tight end before moving to tackle as a senior...appeared in 13 games and served as a captain his senior season in 2003...saw action in 12 games (five starts) as a junior in 2002...caught 14 passes for 140 yards (10.0 avg.) with a TD...played in 10 games in 2001 as a sophomore, recording seven receptions for 68 yards (9.7 avg.) with a TD...appeared in seven games as a redshirt freshman in 2001, catching one pass for 10 yards...redshirted

JONES, ADRIAN



as a true freshman in 2000...majored in economics at Kansas.

High School in Dallas...earned first-team all-district honors as a senior...born Adrian Denard Jones...married to wife Natasha.

PERSONAL: A two-year letterman at Carter

Jones' Career Statistics

Games/Starts: 2004: 12/0 2005: 16/16 2006: 9/0 2007: 7/0, 2008: 11/10 Total: 55/26.





JONES, JACOBY

Height: 6-2
 Weight: 207
 College: Lane College
 Hometown: New Orleans, Louisiana
 3rd NFL season
 3rd with Texans
 Age as of Kickoff Weekend 2009: 25
 Acquired: D3, 2007 (73rd overall)
 2008 GP/GS: 16/0
 Career GP/GS: 30/2
 Teams: Houston 2007-08



12 JACOBY JONES

WIDE RECEIVER

TRANSACTIONS: Selected by Houston Texans in third round (73rd overall) of 2007 NFL draft... Signed by Texans on July 24, 2007.

HONORS: 2008 AFC Special Teams Player of the Week (Week 6), 2008 AFC Special Teams Player of the Week (Week 8).

PRO: Explosive punt returner and receiver...returned two punts for touchdowns in his career...only player in Texans history to have two punt returns for touchdowns...has 18 career receptions for 230 yards...has a career punt return average of 10.8 per return...his 12.1 punt return average in 2008 was good for 5th in the NFL...has a career long 74-yard punt return against Indianapolis (9/23/07).

2008 (Houston 16/0): Played in all 16 games...caught three passes for 81 yards at wide receiver and led the team with 32 punt returns for 386 yards and two touchdowns...was named the AFC Special Teams Player of the Week in Week 6 and Week 8...played at wide receiver and on special teams at Pittsburgh (9/7)...played at wide receiver and on special teams at Tennessee (9/21)...returned four punts for 45 yards with a long of 33 yards...played at wide receiver and on special teams at Jacksonville (9/28)...caught his first pass of the season for five yards...also returned two punts for 23 yards...played at wide receiver and on special teams vs. Indianapolis

(10/5)...fielded one fair catch as a punt returner...returned a punt 70 yards for a touchdown in the second quarter vs. Miami (10/12)...it was the first of his career and only the second in team history...returned two punts for -12 yards vs. Detroit (10/19)...returned the first punt of the game back 73 yards for a touchdown vs. Cincinnati (10/26)...it was the second returned punt for a touchdown for Jones on the season and the second longest return of his career...also returned three kickoffs for 58 yards...played at wide receiver and on special teams at Minnesota (11/2)...caught one pass for 31 yards...returned two punts for negative one yard...returned four kickoffs for 70 yards...played at receiver and on special teams vs. Baltimore (11/9)...caught one pass for a career long 45 yards...returned one punt for 39 yards and six kickoffs for 152 yards at Indianapolis (11/16)...returned two punts for 18 yards at Cleveland (11/23)...returned one punt for 28 yards and recorded the first rush of his career, which was a five yard loss vs. Jacksonville (12/1)...returned five punts for 20 yards at Green Bay (12/7)...returned two punts for 15 yards vs. Tennessee (12/14)...returned two punts for 30 yards at Oakland (12/21)...returned two punts for 16 yards vs. Chicago (12/28).

2007 (Houston 14/2): Saw action in 14 games, missing two with injury...made two starts...returned his season-long punt of 74 yards, along with three receptions for 26 yards vs. Indianapolis

JONES, JACOBY



lis (9/23)...started his first NFL game and returned one punt and two kickoffs for 41 yards vs. Tennessee (10/21)...started second game of the season and caught a career-high five passes for 51 yards at San Diego (10/28).

COLLEGE: The only player in Lane College history to score via a reception, rushing attempt, punt return and kickoff return in the same season (2006)...became the first Southern Intercollegiate Athletic Conference player to earn All-SIAC honors at three positions (receiver, punt returner, kickoff returner) in the same season (2006)...holds the school career record with 1,937 yards and four touchdowns on kickoff re-

turns...also holds the school season record with 931 yards on kickoff returns in 2005...became the first player in Lane annals to catch 200 passes in a career.

PERSONAL: Attended Marion Abramson High School in New Orleans...played football for the first time as a junior for the Commodores...competed two seasons on the gridiron and was an all-area selection in basketball...also an all-area sprinter in track, competing in the 100-and 200-meter dashes...worked as a tutor for Upward Bound, a nationwide program dedicated to preparing students from low-income families for college.

Jones' Career Statistics

Year	Team	G	GS	Rush	Yds	Avg	Lg	TD	Rec	Yds	Avg	Lg	TD
2007	Hou	14	2	3	-1	-0.3	4	0	15	149	9.9	26	0
2008	Hou	16	0	1	-5	-5.0	-5	0	3	81	27	45	0
NFL Totals		30	2	4	-6	-1.5	4	0	18	230	12.8	45	0

KICKOFF RETURNS							PUNT RETURNS					
Year	Team	No	Yds	Avg	Lg	TD	No	FC	Yds	Avg	Lg	TD
2007	Hou	4	78	19.5	23	0	30	7	286	9.5	74	0
2008	Hou	13	280	21.5	30	0	32	17	386	12.1	73t	2
NFL Totals		17	358	21.1	30	0	62	24	672	10.8	74	2

Single Game Highs

Receptions

- 5 @ San Diego (10-28-07)
- 3 vs. Tennessee (10-21-07)
- 3 vs. Indianapolis (9-23-07)

Receiving yards

- 51 @ San Diego (5 receptions, 10-28-07)
- 45 vs. Baltimore (1 reception, 11-9-08)
- 33 vs. Kansas City (2 receptions, 9-9-07)
- 31 @ Minnesota (1 reception, 11-2-08)
- 26 vs. Indianapolis (3 receptions, 9-23-07)

Reception Long

- 45 vs. Baltimore (11-9-08)
- 31 @ Minnesota (11-2-08)
- 26 vs. Kansas City (9-9-07)

Punt Return Highs

Yards

- 87 vs. Miami (4 returns, 10-12-08)
- 86 vs. Indianapolis (2 returns, 9-23-07)
- 73 vs. Cincinnati (1 return, 10-26-08)
- 50 vs. Jacksonville (4 returns, 12-30-07)

Long

- 74 vs. Indianapolis (9-23-07)
- 73t vs. Cincinnati (10-26-08)
- 70t vs. Miami (10-12-08)
- 33 @ Carolina (9-16-07)

Touchdowns

- 1 vs. Cincinnati (73 yards, 10-26-08)
- 1 vs. Miami (70 yards, 10-12-08)



TEXANS

JUNE, CATO

Height: 6-0
 Weight: 229
 College: Michigan
 Hometown: Washington, D.C.
 7th NFL Season
 1st with Texans
 Age as of Kickoff Weekend 2009: 29
 Acquired: FA-'09
 2008 GP/GS: 16/14
 Career GP/GS: 88/73
 Teams: Indianapolis, 2003-06;
 Tampa Bay 2007-08



50 CATO JUNE

LINEBACKER

TRANSACTIONS: Selected by the Indianapolis in the sixth round (198th overall) of the 2003 NFL Draft...Signed by the Colts on July 24, 2003... Signed by the Tampa Bay Buccaneers on March 19, 2007...Released by the Buccaneers on February 25, 2009...Signed by Houston Texans on April 6, 2009.

HONORS: AFC Pro Bowl (2005)...Associated Press NFL All-Pro second team (2005)...Pro Football Writers All-AFC Team and All-NFL Team (2005).

PRO: Versatile linebacker who has shown ability to drop back in coverage and support the run...selected to his first Pro Bowl in 2005...also named Associated Press NFL All-Pro (second team) in 2005...has played in 88 career games with 73 starts, and has appeared in eight playoff contests with seven starts...career totals include 490 tackles, 12 interceptions, returning two for touchdowns, 22 passes defended, three forced fumbles, three fumble recoveries, one sack and 19 special teams tackles.

2008 (Tampa Bay 16/14): Played in all 16 contests on the season with 14 starts...ranked third on the team with 104 tackles...ranked second on the team with five tackles for loss...one interception and two passes defended...notched five tackles in season opener at New Orleans (9/7)...finished with five tackles vs. Atlanta (9/14)...posted nine

tackles at Chicago (9/21)...had four tackles vs. Green Bay (9/28)...notched eight tackles at Denver (10/5)...tallied seven tackles vs. Carolina (10/12)...posted three tackles vs. Seattle (10/19)...recorded eight tackles, including one TFL, and one pass defended at Dallas (10/26)...notched four tackles at Kansas City (11/2)...posted seven tackle vs. Minnesota (11/16)...had eight tackles at Detroit (11/23)...finished game vs. New Orleans (11/30) with eight tackles, one interception of QB Drew Brees and one pass defended...had five tackles at Carolina (12/8)...tallied eight tackles at Atlanta (12/14)...posted five tackles vs. San Diego (12/21)...registered 10 tackles in season finale vs. Oakland (12/28).

2007 (Tampa Bay 16/14): Played in all 16 regular season games with 14 starts...declared inactive for playoff game because of injury...helped the Buccaneers pass defense surrender a league-low 170.5 yards per game and rank second in the league in overall defense (278.4 yard per game)...ranked tied for third on the team with 120 tackles...added one interception, one forced fumble, two passes defended and one special teams tackle...totaled nine tackles, one interception and one pass defended vs. New Orleans (9/16)...had a season-high 13 tackles at Indianapolis (10/7)...inactive in NFC Wild Card game vs. N.Y. Giants (1/6/08) because of injury.

2006 (Indianapolis 16/16): Started all 16 regular season games and all four playoff contests, including Super Bowl XLI, at weakside linebacker for Indianapolis...led the Colts with a career-high 162 tackles and tied for the team lead with three interceptions...also recorded one sack, five passes defended, two forced fumbles and one fumble recovery during the regular season...led the team with 26 postseason tackles...recorded a season-high 16 tackles vs. Washington (10/22)...had nine tackles, 0.5 sacks and one forced fumble at Denver (10/29)...tallied 10 tackles and two interceptions at New England (11/5)...totaled 11 tackles, 0.5 sacks, one pass defended, one forced fumble and one interception in the regular season finale vs. Miami (12/31)...had seven tackles in AFC Wild Card Game vs. Kansas City (1/6/07)...had eight tackles in AFC Divisional Game at Baltimore (1/13/07)...recorded four tackles in AFC Championship Game vs. New England (1/21/07)...had seven tackles in Super Bowl XLI vs. Chicago.

2005 (Indianapolis 13/13): Started all 13 regular season games he appeared in and started Indianapolis' lone playoff contest...named to his first Pro Bowl with Indianapolis...named Associated Press NFL All-Pro (second team) and Pro Football Writers All-AFC Team and All-NFL Team...ranked third on the team with 109 tackles and added a team-leading and career-high five interceptions, returning two for touchdowns...also added six passes defended...recorded seven postseason tackles and one interception...had 13 tackles and one interception, which was returned 30 yards for a touchdown, at Baltimore (9/11)...tallied seven tackles and two interceptions, returning one 24 yards for a touchdown, at San Francisco (10/9)...recorded seven tackles and two interceptions the following week vs. St. Louis (10/17)...had a season-high 14 tackles vs. Houston (11/13)...started vs. Pittsburgh in AFC Divisional Game and recorded seven tackles and one interception.

2004 (Indianapolis 16/16): Started all 16 regular season games and both playoff contests for Indianapolis...recorded a team-high 128 tackles and

added two interceptions, seven passes defended and two fumble recoveries...finished with eight special teams tackles on the season...recorded 16 tackles in two playoff games...had 13 tackles and one fumble recovery at Jacksonville (10/3)...totaled nine tackles and one interception vs. Oakland (10/10)...had six tackles and one fumble recovery at Chicago (11/21)...recorded eight tackles, one pass defended and one interception, which he returned 71 yards, vs. Baltimore (12/19)...had eight tackles in the AFC Wild Card Game vs. Denver (1/9/05) and in AFC Divisional Game at New England (1/16/05).

2003 (Indianapolis 11/0): Played primarily on special teams in 11 regular season games and one postseason contest with Indianapolis...recorded nine special teams tackles and one tackle in the playoffs...also had one special teams tackle in the playoffs...saw action on special teams in AFC Wild Card Game vs. Denver (1/4/04) and recorded one tackle and one special teams tackle.

COLLEGE: Played three years at the University of Michigan...named All-Big 10 honorable mention as a senior...started 26 of the 36 career games played and ended his college career with 138 tackles, six sacks, four forced fumbles, three fumble recoveries and three interceptions...as a senior, started 11 games and recorded 53 tackles, two sacks, three passes defended and one forced fumble...majored in general studies.

PERSONAL: Married to Nicole, and the couple has one son, Cato Nicolas...provides the Cato June Scholarship of Champions every year for disadvantaged youth...attended Anacostia (Washington, D.C.) High School...three-year starter who totaled 354 tackles and 22 interceptions...also played running back and totaled 234 carries for 2,033 yards and 26 touchdowns...earned USA Today All-American (second team), Parade All-American and District of Columbia Player-of-the-Year honors...lettered three times in track and was the class' salutatorian...started the June Family Foundation in 2008...born Cato June in Riverside, Calif.



TEXANS

JUNE, CATO

June's Career Statistics

Year	Team	GP	GS	TACKLES					INTERCEPTIONS					FUMBLES			
				Tot	Solo	Asst	Sk	Yds	No	Yds	Lg	TD	PD	FF	FR	Yds	TD
2003	Ind	11	0	1	1	0	0	0	0	0	-	0	0	0	0	0	0
2004	Ind	16	16	104	79	25	0	0	2	71	71	0	9	0	2	-1	0
2005	Ind	13	13	102	67	35	0	0	5	115	36	2	7	0	0	0	0
2006	Ind	16	16	142	96	46	1	3	3	14	8	0	4	2	1	0	0
2007	TB	16	14	74	51	23	0	0	1	0	0	0	4	1	0	0	0
2008	TB	16	14	67	49	18	0	0	1	1	1	0	2	0	0	0	0
NFL Totals		88	73	490	343	147	1	3	12	201	71	2	26	3	3	-1	0

Single Game Highs

Tackles

15 @ Oakland (12-3-06)

14 @ Tennessee (12-2-07)

Sacks

.5 @ Denver (10-29-06)

.5 vs. Miami (12-31-06)

Interceptions

2 @ San Francisco (10-9-05)

2 vs. St. Louis (10-17-05)

2 vs. New England (11-5-06)

Fumble Recovery

1 @ Jacksonville (10-3-04)

1 @ Chicago (11-21-04)

1 @ Dallas (11-19-06)





LEACH, VONTA

Height: 6-0
 Weight: 265
 College: East Carolina
 Hometown: Rowland, North Carolina
 6th NFL Season
 4th with Texans
 Age as of Kickoff Weekend 2009: 27
 Acquired: FA, 2006
 2008 GP/GS: 16/12
 Career GP/GS: 66/34
 Teams: Green Bay, 2004-06,
 Houston 2006-08



44 VONTA LEACH FULLBACK

TRANSACTIONS: Signed by Green Bay Packers as an undrafted free agent on April 30, 2004... Released by Packers on September 12, 2006... Claimed off waivers by New Orleans Saints on September 14, 2006... Released by Saints on September 25, 2006... Signed by Houston Texans on October 9, 2006... Re-signed by Texans on March 26, 2007.

PRO: Strong lead blocker, also used as outlet receiver... named Pro Bowl alternate in 2008... in 66 games (34 starts) registered 48 receptions for 291 yards and five touchdowns in his career (3 receiving, 2 rushing)... scored a career-high three touchdowns in 2007... integral part of the run game.

2008 (Houston 16/12): Started in 12-of-16 games... helped clear defenders for rookie RB Steve Slaton to rush for a team record 1,282 rushing yards... started at fullback... recorded one catch out of the backfield for five yards at Pittsburgh (9/7)... helped lead the way for rookie running back Steve Slaton to rush for his first career 100-yard game at Tennessee (9/21)... caught one pass for five yards... registered one catch for four yards and made one special teams tackle at Jacksonville (9/28)... totaled eight yards on one catch vs. Indianapolis (10/5)... played at fullback vs. Miami (10/12)... started at fullback and posted one special teams tackle vs. Detroit (10/19)... started at fullback vs. Cincinnati (10/26)...

caught one pass for nine yards at Minnesota (11/2)... caught one pass for nine yards vs. Baltimore (11/9)... played at fullback at Indianapolis (11/16)... blocked for rookie running back Steve Slaton, who set a Texans rookie record with 156 rushing yards... played at fullback at Cleveland (11/23)... caught one pass for nine yards... started at fullback vs. Jacksonville (12/1)... blocked for RB Steve Slaton, who rushed for 130 yards and two touchdowns... caught three passes for a career-high 48 yards at his former team Green Bay (12/7)... his 22-yard catch in the fourth quarter was the longest of his career, topping his 21-yard grab in the third quarter... started at fullback and played on special teams vs. Tennessee (12/14)... recorded his first rushing touchdown of the season with a one-yard scoring run in the first quarter at Oakland (12/21)... it was his first rushing attempt of the season and it was the second rushing touchdown of his career... started at fullback vs. Chicago (12/28)... caught one pass for three yards.

2007 (Houston 16/12): Played in all 16 games with 12 starts... recorded 25 receptions for 108 yards, a career-high, and two rushes for two yards... finished three touchdowns (two receiving, one rushing)... had 26 yards on a career-high five catches at Carolina (9/16)... scored first touchdown of the season on a one-yard run against Indianapolis (9/23)... scored the only touchdown of the game on a one-yard reception at Jackson-

LEACH, VONTA



ville (10/14)...rushed for a one-yard touchdown, his first of his career, and caught a three-yard pass vs. Denver (12/13).

2006 (Green Bay 1/1; Houston 11/5): Played in 11 games, starting five for the Texans...set career high with six catches for 61 yards and his first career touchdown...saw his first significant playing time at Oakland (12/3) where the Texans running game totaled 129 yards.

2005 (Green Bay 16/5): Played in all 16 games, starting five, sharing snaps at fullback...utilized more and more each week as a blocking back, he made five catches for 19 yards, adding five tackles on special teams...also returned three kickoffs for 39 yards...made first career start vs. Cleveland (9/18)...picked up his initial NFL reception, a five yard gain.

2004 (Green Bay 6/0): Promoted late in the season from the practice squad...spent the last six weeks on the active roster...played in the final six regular-season contests, mostly on special teams, in addition to the NFC Wild Card playoff vs. Minnesota (1/9/05)...made his NFL debut vs. St. Louis (11/29), accounting for one tackle on a kickoff return...saw his first career action

at fullback in division-clinching victory at Minnesota (12/24), playing two snaps in the second quarter...played again on special teams at Chicago (1/2/05), coming away with two coverage tackles.

COLLEGE: Played his first two collegiate seasons as a linebacker and his final two as a fullback, earning letters all four years (2000-03)...capped his senior season by earning the Gray team's offensive MVP at the Blue-Gray All-Star Classic, where he carried five times for 28 yards and caught three passes for 27 yards...played in all 12 games as a reserve linebacker in 2001 and notched 32 tackles, including three for loss, and two sacks.

PERSONAL: Born in Lumberton, N.C....lettered four years in football and three times each in basketball and track at South Robeson High School in Rowland, N.C....played fullback and linebacker, rushing for 4,615 yards and 75 touchdowns for the Mustangs...also recorded 138 tackles as an all-state senior...earned Player of the Year honors from Guru magazine and twice was named team MVP...full name Terzell Vonta Leach.

Leach's Career Stats

Year	Team	G	GS	Rush	Yds	Avg	Lg	TD	Rec	Yds	Avg	Lg	TD
2004	GB	6	0	0	0	0	0	0	0	0	0	0	0
2005	GB	16	5	0	0	0	0	0	5	19	3.8	9	0
2006	GB	1	1	0	0	0	0	0	0	0	0	0	0
2006	Hou	11	5	0	0	0	0	0	6	61	10.2	19	1
2007	Hou	16	12	2	2	1	1	1	25	108	4.3	15	2
2008	Hou	16	12	1	1	1	1	1	12	103	8.6	22	0
NFL Totals		66	34	3	3	1	1	2	48	291	6.1	22	3

Single Game Highs

Receptions

5 @ Carolina (26 yards, 9-16-07)
3 @ Green Bay (48 yards, 12-7-08)
3 @ San Diego (17 yards, 10-28-07)
3 vs. Indianapolis (18 yards, 12-24-06)

Receiving yards

48 @ Green Bay (3 rec., 12-7-08)
33 vs. Cleveland (2 rec., 12-31-06)
26 @ Carolina (5 rec., 9-16-07)
18 vs. Jacksonville (2 rec., 12-30-07)

Touchdowns

1 @ Jacksonville (10-14-07)
1 vs. Indianapolis (9-23-07)
1 vs. Indianapolis (12-24-06)

Rushes

1 @ Oakland (12-21-08)
1 vs. Denver (12-13-07)
1 @ Carolina (9-16-07)

Rushing Yards

1t @ Oakland (1 carry, 12-21-08)
1t vs. Denver (1 carry, 12-13-07)
1 @ Carolina (1 carry, 9-16-07)

Touchdowns

1 @ Oakland (12-21-08)
1 vs. Denver (12-13-07)

Additional Statistics

Special Teams Tackles 12 total:
2004 - 1, 2005 - 2, 2006 - 2,
2007 - 3, 2008 - 4.
Kickoff Returns: 3 vs. Baltimore (39 yards, 12-19-05)



MARTINEZ, GLENN

Height: 6-1
 Weight: 185
 College: Saginaw Valley St.
 Hometown: Tampa, Florida
 4th NFL season
 1st with Texans
 Age as of Kickoff Weekend 2009: 27
 Acquired: FA, 2009
 2008 GP/GS: 1/0
 Career GP/GS: 1/0
 Teams: Detroit, 2005-07; Denver,
 2007-08



17

GLENN MARTINEZ

WIDE RECEIVER

TRANSACTIONS: Signed as undrafted free agent by the Pittsburgh Steelers on April 26, 2004... released by Steelers on September 3, 2004... Signed by the Detroit Lions and assigned to Rhein Fire in 2005 NFL Europe enhancement allocation program on February 14, 2005... Released by Lions on September 3, 2005... Re-signed by Lions to practice squad on September 4, 2005... Activated on October 16, 2005... Waived by Lions on October 18, 2005... Re-signed by Lions to practice squad on October 19, 2005... Activated on October 23, 2005... Waived by Lions and re-signed to practice squad on November 8, 2005... Released by Lions on December 21, 2005... Re-signed by Lions on January 2, 2006... Released by Lions on September 2, 2006... Signed by the Denver Broncos on July 12, 2007... released by Broncos on September 2, 2007... Signed by Broncos to practice squad on September 4, 2007... Activated on September 29, 2007... Released by Broncos on August 31, 2008... Signed by Broncos September 30, 2008... Released by Broncos on November 11, 2008... Signed by the Houston Texans on December 31, 2008.

PRO: Speedy veteran receiver who also possesses the ability to return kicks... brings a familiarity with head coach Gary Kubiak's offensive philosophy after playing in a similar system in Denver the previous two seasons... has played in 19 career games with one start and has caught 18 passes for 218 yards... averaged 11.2 yards on

19 career punt returns, including an 80-yard punt return for touchdown... returned 18 kickoffs for an average of 20.7 yards... originally signed with Pittsburgh in 2004 as an undrafted free agent but was released during training camp and spent that season out of football... played for the Rhein Fire in NFL Europe in the spring of 2005.

2008 (Denver 2/0): Caught three passes for 32 yards... returned five punts for an average of 11.2 yards and had one kickoff return for no yards... saw action vs. Tampa Bay (10/5) and caught one pass for 12 yards to go along with two punt returns for nine yards... fair caught a kickoff in the fourth quarter... played vs. Jacksonville (10/12) and caught two passes for 20 yards... averaged 15.7 yards on three punt returns.

2007 (Denver 12/1): Played in 12 games with one start... earned AFC Special Teams Player of the Week honors for his 80-yard punt return touchdown vs. Tennessee (11/19) on Monday Night Football... averaged 22.0 yards on 15 kickoff returns and led Denver with 487 total special-teams return yards... posted a career-high 14 receptions for 175 yards... had a career game with six catches for 70 yards vs. San Diego... made the first career start and returned four kickoffs for a career-high 106 yards at Houston (12/13)... returned a kickoff a personal-best 35 yards on Monday Night Football at San Diego (12/24).

MARTINEZ, GLENN



2006 (Detroit 0/0): Went through training camp with Detroit but was waived by the Lions (9/2)... signed with Detroit's practice squad (10/25) and was placed on its practice squad/injured list (12/6) to end his season.

2005 (Detroit 5/0): Spent the season with Detroit, seeing time on its active roster and practice squad...played in five games, totaling an 11-yard reception, two kickoff returns for 42 yards and one special-teams tackle...began the year on Detroit's practice squad and made his NFL debut vs. Carolina (10/16), posting one stop on special teams...made his first catch as a pro when he hauled in an 11-yarder from Jeff Garcia vs. Chicago (10/30).

COLLEGE: Helped Saginaw Valley State University to two conference championships and finished his collegiate career ranked third in school history in career receiving yards (2,663), fourth in catches (136) and first in yards per reception average (19.6)...completed his collegiate career with the second-most 100-yard receiving games (10) in school history...earned first-team All-Great Lakes Intercollegiate Athletic Conference attention and was tabbed an All-American by D2football.com as a senior...marketing major.

PERSONAL: Attended Auburndale High School in Auburndale, Fla....born Glenn Martinez in Auburndale, Fla....has a son, Giovanni...served as the Grand Marshal for Houston's 2009 Cinco de Mayo Parade along with teammate Shaun Cody.

Martinez's Career Statistics

Year	Team	G	GS	Rush	Yds	Avg	Lg	TD	Rec	Yds	Avg	Lg	TD
2005	Det	5	0	0	0	-	-	0	1	11	11.0	11	0
2007	Den	12	1	0	0	-	-	0	14	175	12.5	23	0
2008	Den	2	0	0	0	-	-	0	3	32	10.7	12	0
NFL Totals		19	1	0	0	-	-	0	18	218	12.1	23	0

KICKOFF RETURNS							PUNT RETURNS					
Year	Team	No	Yds	Avg	Lg	TD	No	FC	Yds	Avg	Lg	TD
2005	Det	2	42	21.0	24	0	0	0	0	-	-	0
2007	Den	15	330	22.0	35	0	14	12	157	11.2	80t	1
2008	Den	1	0	0.0	0	0	5	0	56	11.2	27	0
NFL Totals		18	372	20.7	35	0	19	12	213	11.2	80t	1

Single Game Highs:

Receptions

6 vs. San Diego (70 yards, 10-7-07)

3 @ Detroit (27 yards, 11-4-07)

2 vs. Kansas City (22 yards, 12-9-07)

2 vs. Jacksonville (20 yards, 10-12-08)

Receiving Yards

70 vs. San Diego (6 receptions, 10-7-07)

27 @ Detroit (3 receptions, 11-4-07)

22 vs. Kansas City (2 receptions, 12-9-07)

Long

23 vs. San Diego (10-7-07)

18 vs. Green Bay (10-29-07)

17 @ Houston (12-13-07)

Kickoff Returns

6 @ Chicago (94 yards, 11-25-07)

4 @ Houston (106 yards, 12-13-07)

Kickoff Return Yards

106 @ Houston (4 returns, 12-13-07)

94 @ Chicago (6 returns, 11-25-07)

Long Kickoff Return

35 @ San Diego (12-24-07)

31 vs. Pittsburgh (10-21-07)

30 @ Houston (12-13-07)

Punt Returns

4 vs. Kansas City (14 yards, 12-19-07)

3 vs. Jacksonville (47 yards, 10-12-08)

Punt Return Yards

80 vs. Tennessee (2 returns, 11-19-07)

47 vs. Jacksonville (3 returns, 10-12-08)

Long Punt Return

80t vs. Tennessee (11-19-07)

27 vs. Jacksonville (10-12-08)

26 vs. Green Bay (10-29-07)

Touchdowns

1 vs. Tennessee (80 yards, 11-19-07)

Additional Statistics

Special Teams Tackles: 1 total; 2005 - 1.

Fumble Recoveries: 1 total; 2007 - 1.



MCCLOVER, STANLEY

Height: 6-2
 Weight: 260
 College: Auburn
 Hometown: Ft. Lauderdale, Florida
 4th NFL Season
 2nd with Texans
 Age as of Kickoff Weekend 2008: 25
 Acquired: (W) CAR-'08
 2008 GP/GS: 1/0
 Career GP/GS: 14/0
 Teams: Carolina, 2006-07; Houston 2008



75 STANLEY MCCLOVER DEFENSIVE END

TRANSACTIONS: Selected by the Carolina Panthers in the seventh round (237th overall) of the 2006 NFL Draft on April 30, 2006...Signed by the Panthers on July 12, 2006...Waived by the Panthers on August 30, 2008...Signed by the Houston Texans on August 31, 2008.

PRO: Speed pass rusher off the edge...gathered first career sack for Carolina at Tampa Bay (12/30/07), dropping Tampa Bay quarterback Luke McCown for a nine-yard loss...made NFL debut for Carolina at Atlanta (12/24/06), seeing action at defensive end and on special teams.

2008 (Houston 1/0): Had his season cut short after suffering a knee injury in Week 1...played at defensive end and contributed on special teams at Pittsburgh (9/7)...was placed on injured reserve after the game with a tear in his right meniscus.

2007 (Carolina 11/0): Played in 11 games and was inactive for five contests...produced 12 tackles, one sack and two quarterback hurries...saw first action of the season and tallied first-career tackle vs. Tampa Bay (9/30)...collected a season-high four tackles and first-career sack, dropping Buccaneers quarterback Luke McCown for a nine-yard loss at Tampa Bay (12/30).

2006 (Carolina 2/0): Played in two games and was inactive for 14 contests...accounted for one quarterback hurry on defensive line that cor-

ralled 41 sacks, the fourth-highest total in team history...made NFL debut, seeing action at defensive end and on special teams at Atlanta (12/24)...responsible for one quarterback hurry at New Orleans (12/31).

COLLEGE: Played in 24 games with nine starts for Auburn...entered NFL following sophomore season...produced 66 tackles, 15.5 sacks, 13 quarterback pressures, five forced fumbles and five passes defended...ranks ninth in school history with 15.5 sacks despite playing only 24 games...played in 11 games with seven starts as a sophomore...led the Tigers and finished fifth in the SEC with eight sacks, which equaled the ninth-highest single-season total in school history...earned SEC Defensive Player of the Week honors after collecting six tackles and 3.5 sacks against Alabama...played in all 13 games with two starts as a freshman...tied for the team lead with 7.5 sacks...posted 35 tackles, four forced fumbles and two passes defended.

MCCLOVER, STANLEY



McClover's Career Stats

Year	Team	GP	GS	TACKLES					Yds	INTERCEPTIONS					PD	FUMBLES			
				Tot	Solo	Asst	Sk	No		Yds	Lg	TD	FF	FR		Yds	TD		
2006	Car	2	0	0	0	0	0	0	0	0	0	0	0	0	0	0	0	0	
2007	Car	11	0	7	1	1	9	0	0	0	0	0	0	0	0	0	0	0	
Totals		13	0	7	1	1	9	0	0	0	0	0	0	0	0	0	0	0	

Single Game Highs

- Tackles
 - 3 @ Tampa Bay (12-30-07)
 - 2, three times, most recent:
 - 2 @ Jacksonville, (12-9-07)
- Sacks
 - 1 @ Tampa Bay (12-30-07) L. McCown





MOATS, RYAN

Height: 5-8
 Weight: 208
 College: Louisiana Tech
 Hometown: Dallas, Texas
 4th NFL season
 1st with Texans
 Age as of Kickoff Weekend 2008: 26
 Acquired: FA, 2008
 2008 GP/GS: 9/0
 Career GP/GS: 24/1
 Teams: Philadelphia, 2005-07; Houston, 2008



21 RYAN MOATS RUNNING BACK

TRANSACTIONS: Selected by the Philadelphia Eagles in the third round of the 2005 draft (77th overall)...Placed on injured reserve August 27, 2007...Released by Philadelphia on August 29, 2008...Signed to the Arizona Cardinals practice squad on September 17, 2008...Released from the Arizona practice squad on October 1, 2008...Signed to the Houston Texans practice squad on October 7, 2008...Signed to Houston's active roster on October 25, 2008.

PRO: A speedy running back that is in his fourth year...selected by the Philadelphia Eagles in the third round of the 2005 draft...has rushed for 347 yards on 77 carries...owns one 100-yard yard day when he rushed for a career high 114 yards against the New York Giants (12/11/05).

2008 (Arizona 0/0; Houston 9/0): Spent the first part of the season on the practice squad with Arizona before being released (10/1)...signed with the Texans (10/7) and spent two weeks on the practice squad before being called up to the active roster (10/25)...finished the season with 26 carries for 94 yards and a touchdown and three receptions for 14 yards...averaged 23.6 yards on nine kickoff returns...made his Texans debut vs. Cincinnati (10/26) and recorded three carries for 17 yards...had one assist on special teams...returned one kickoff for 31 yards and registered one assist on special teams coverage at Minnesota (11/2)...led the team with seven carries

for 34 yards vs. Baltimore (11/9) and returned six kickoffs for 126 yards...returned two kickoffs for 55 yards at Indianapolis (11/16)...played on special teams at Cleveland (11/26) where he recovered an onside kick late in the second quarter...had two carries for minus-one yard on Monday Night Football vs. Jacksonville (12/1) and played on special teams...carried twice for six yards at Green Bay (12/7)...did not play vs. Tennessee (12/14)...played on special teams at Oakland (12/21)...rushed 12 times for 38 yards and a touchdown vs. Chicago (12/28) and caught three passes for 14 yards.

2007 (Philadelphia 0/0): Placed on injured reserve on August 27 following a fibula fracture he suffered in preseason against Baltimore (8/13).

2006 (Philadelphia 8/0): Played in eight games...finished the season with 22 rushes for 69 yards...finished the season with 14 special teams tackles...had a career high 43 yard in kickoff returns at Tampa Bay (10/22).

2005 (Philadelphia 7/1): Played in seven games, starting one game...finished with a career high 278 yards and three touchdowns...appeared in his first NFL action vs. San Diego (10/23)...recorded his first career carry vs. Green Bay (11/27)...had a career-high 114 yards against the New York Giants (12/11)...had a career high 12 carries at St. Louis (12/18) and a career long 59-

MOATS, RYAN



yard touchdown.

COLLEGE: Moats attended Louisiana Tech... finished his senior season with 1,774 yards and 18 touchdowns...earned the WAC player of the year and was a finalist for the Doak Walker Award...finished his career with 3,176 yards, 28 touchdowns on 499 carries.

PERSONAL: Moats attended Bishop Lynch High School in Dallas...ran for 2,646 yards and 33 touchdowns...owns the school record with 4,782 yards and 56 touchdowns...attended Roosevelt in Cliff Oak before transferring to Bishop Lynch...Married to Tamishia...full name is Ryan Rockmond Moats.

Moats' Career Stats

Year	Team	G	GS	Rush	Yds	Avg	Lg	TD	Rec	Yds	Avg	Lg	TD
2005	Phi	7	1	55	278	5.1	59t	3	4	7	1.8	9	0
2006	Phi	8	0	22	69	3.1	13	0	0	0	-	-	0
2007	Phi	0	0	-	-	-	-	-	-	-	-	-	-
2008	Hou	9	0	26	94	3.6	12	1	3	14	4.7	5	0
Totals		24	1	103	441	4.3	59t	4	7	21	3.0	9	0

KICKOFF RETURNS

Year	Team	No	Yds	Avg	Lg	TD
2005	Phi	2	26	13	15	0
2006	Phi	2	43	21.5	23	0
2008	Hou	9	212	23.6	32	0
Totals		13	281	21.6	32	0

Single Game Highs

Rushing Yards

114 vs. New York Giants (11 rushes, 12-11-05)

78 @ St. Louis (12 rushes, 12-18-05)

38 vs. Chicago (12 rushes, 12-28-08)

Rushing Attempts

12 @ St. Louis (78 yards, 12-18-05)

12 vs. Chicago (38 yards, 12-28-08)

11 vs. New York Giants (114 yards, 12-11-05)

11 vs. Atlanta (22 yards, 12-31-06)

Rushing Long

59t @ St. Louis (12-18-05)

40t vs. New York Giants (12-11-05)

14 vs. Seattle (12-5-05)

Touchdowns

2 vs. New York Giants (12-11-05)

1 @ St. Louis (12-18-05)

1 vs. Chicago (1-28-08)

Additional Statistics

Special Teams Tackles: 12 total; 2005 – 4, 2006 – 5, 2008 – 3.

Forced Fumbles: 2 total; 2005 – 1, 2008 – 1.

Fumble Recoveries: 3 total; 2005 – 2, 2006 – 1.



MYERS, CHRIS

Height: 6-4
 Weight: 299
 College: Miami (Fla.)
 Hometown: Miami, Florida
 5th NFL Season
 2nd with Texans
 Age as of Kickoff Weekend 2009: 27
 Acquired: T-'08 (Denver)
 2008 GP/GS: 16/16
 Career GP/GS: 57/32
 Teams: Denver, 2005-07; Houston, 2008



55 CHRIS MYERS CENTER

TRANSACTIONS: Selected by Denver Broncos in sixth round (200th pick overall) of 2005 NFL Draft...Signed by Broncos on July 28, 2005...Waived by Broncos on September 3, 2005...Re-signed by Broncos to practice squad on September 4, 2005...Activated on October 4, 2005...Traded by Broncos to Houston Texans for a sixth round draft pick on March 17, 2008.

PRO: Versatile young lineman who heads into his second season with the Texans...joined the Texans via trade in 2008 and immediately stepped into the starting lineup...has played in 57 games with 32 starts in four NFL seasons...has started all 16 games in each of the past two seasons, including 27 straight starts at center.

2008 (Houston 16/16): Started all 16 games in his first season in Houston...helped clear holes for rookie RB Steve Slaton to rush for a team-record 1,282 yards...started at center at Pittsburgh (9/7)...started at center and helped rookie RB Steve Slaton rush for his first 100-yard game...was part of an offensive line that helped Slaton set a Texans rookie record with 156 rushing yards at Indianapolis (11/16)...part of the offensive line that helped the Texans running backs combine for more than 100 yards rushing at Cleveland (11/23)...helped Slaton rush for 130 yards and two touchdowns on Monday Night Football vs. Jacksonville (12/1)...helped give QB Matt Schaub time to throw for 414 yards and

two touchdowns and helped Slaton run for 120 yards at Green Bay (12/7)...part of the offensive line that paved the way for Slaton to run for his third consecutive 100-yard game vs. Tennessee (12/14)...part of the line that allowed Schaub to throw for 328 yards and two touchdowns in season finale vs. Chicago (12/28).

2007 (Denver 16/16): Moved into the starting lineup for the first time and started all 16 games...opened the first five contests at left guard before sliding inside to center for the last 11 games...part of a line that paved the way for a ground attack that averaged 4.6 yards per carry, ranking fifth-best in the NFL, and yielded only 32 sacks...one of only three Denver players (CB Champ Bailey and LB D.J. Williams) to be whistled for only one penalty all year...made his first pro start and helped pave the way for 171 rushing yards on 32 carries, a 5.3-yard average, while allowing only one sack in the season opener at Buffalo (9/9)...helped RB Travis Henry rush for 128 yards vs. Oakland (9/16)...blocked for a rushing attack that amassed 223 rushing yards at Indianapolis (9/30)...helped open holes for a rushing attack that amassed 141 rushing yards while allowing just one sack at Kansas City (11/11)...cleared the way for the ground game to average 6.4 yards per carry and yielded just one sack on Monday Night Football vs. Tennessee (11/19)...centered a line that produced a 6.3-yard rushing average while allowing just one sack vs. Kansas City (12/9)...

TEXANS

MYERS, CHRIS



centered a line that averaged 4.7 yards per carry against the NFL's top-rated run defense in the season finale vs. Minnesota (12/30).

2006 (Denver 16/0): Saw action on special teams in all 16 games in his second pro season.

2005 (Denver 9/0): Saw action in nine games as a rookie, playing on special teams...also contributed in both Denver postseason contests...spent the first four weeks of the season on the Broncos practice squad before being signed to the 53-man roster (10/4)...inactive for three games before he made his NFL debut on special teams vs. Philadelphia (10/30)...played in the AFC Divisional Playoff Game vs. New England (1/14/06) and the AFC Championship Game vs. Pittsburgh (1/21/06) on special teams.

COLLEGE: Three-year starter at Miami (FL), playing in a total of 45 games with 38 starts in his career...started at both guard positions, right

tackle and center and finished his career earning all-conference recognition as a junior and senior...was a second-team All-Atlantic Coast Conference selection as a senior, starting all 12 games at RT for the Peach Bowl champions and concluding his career by starting his final 38 games played...second-team All-Big East Conference as a junior...college teammate of current Texans T Rashad Butler, WR Andre Johnson and T Eric Winston at Miami...graduated with a bachelor's degree, studying history, political science and sports administration.

PERSONAL: Earned All-State and All-Dade County honors as a senior at Palmetto High School in Miami despite the fact that he did not start playing football until 10th grade for the Panthers...played in the prestigious Florida vs. California All-Star game as a senior...won the NFL's Punt Pass and Kick competition as a child...grandfather was a longtime NFL referee.

Myers' Career Statistics

Games/Starts: 2005: 16/0, 2006: 16/0, 2007: 16/16, 2008: 16/16 Totals: 64/32.

Tackles: 3 total; 2007 – 1, 2008 – 2.





NADING, JESSE

Height: 6-5
Weight: 264
College: Colorado State
Hometown: Highlands Ranch, Colorado
2nd NFL Season
2nd with Texans
Age as of Kickoff Weekend 2009: 24
Acquired: FA-'08
2008 GP/GS: 6/0
Career GP/GS: 6/0
Teams: Houston, 2008



72 JESSE NADING DEFENSIVE END

TRANSACTIONS: Signed by Houston Texans as an undrafted free agent on May 8, 2008... Released by Texans on August 29, 2008... Re-signed by Texans to practice squad on August 31, 2008... Signed by Texans to active roster on November 19, 2008.

PRO: Tough, physical young defensive end who worked his way up from the practice squad to the active roster for the final six games of the 2008 season... has recorded four total tackles in six games.

2008 (Houston 6/0): Played in six games... registered four total tackles... spent the first 11 weeks of the season on the Texans practice squad... made his NFL debut at Cleveland (11/23) after being signed to the active roster earlier in the week (11/19)... played at DE and recorded one assist on Monday Night Football vs. Jacksonville (12/1)... played at DE and registered two solo tackles at Green Bay (12/7) and also had one assist on special teams... saw action at DE and on special teams vs. Tennessee (12/14)... played at DE and on special teams at Oakland (12/21)... posted one solo tackle on defense and also played on special teams in the season finale vs. Chicago (12/28).

COLLEGE: Started all 12 games at defensive end as a senior for Colorado State in 2007, collecting 56 tackles (19 solo), six tackles for loss, three

sacks, one interception, one pass breakup and three fumble recoveries in his final season... garnered second-team all-conference honors... voted team captain before each of CSU's 12 games, the only Rams defender to receive that honor for each contest... received consideration for the National Scholar Athlete Award, the Draddy Trophy and the Ted Hendricks Award... named to the preseason all-MWC first team by Athlon and to the second team by Lindy's as a junior... honorable mention all-conference after his sophomore season... also recognized by ESPN The Magazine as a second-team academic all-district choice, and earned a spot on the conference's academic team... finished sophomore season with 56 tackles, sixth on the team and most by a Rams defensive lineman... business administration major.

PERSONAL: Attended Thunder Ridge High School in Highlands Ranch (Colo.)... named the state's Class 4A Defensive Player of the Year in 2002... two-time all-state football selection, also was chosen to all-state basketball and baseball teams in 2002... named by the Denver Post as the state's Defensive Player of the Year as a senior... helped Thunder Ridge to 2002 and '03 state basketball titles in Class 4A... led Thunder Ridge to 2001 state 4A football championship... named the Thunder Ridge Interscholastic Award winner for excellence in athletics and education.

NADING, JESSE



Nading's Career Statistics

Year	Team	GP	GS	TACKLES					INTERCEPTIONS					FUMBLES			
				Tot	Solo	Asst	Sk	Yds	No	Yds	Lg	TD	PD	FF	FR	Yds	TD
2008	Hou	6	0	4	3	1	0	0	0	0	0	0	0	0	0	0	0
Totals		6	0	4	3	1	0	0	0	0	0	0	0	0	0	0	0

Single Game Highs
Tackles

- 2 @ Green Bay (12-7-08)
- 1 vs. Jacksonville (12-1-08)
- 1 vs. Chicago (12-28-08)

Additional Statistics

Special Teams Tackles: 2 total; 2008 – 2.





OKAM, FRANK

Height: 6-5
 Weight: 338
 College: Texas
 Hometown: Dallas, Texas
 2nd NFL Season
 2nd with Texans
 Age as of Kickoff Weekend 2009: 23
 Acquired: D5-'08
 2008 GP/GS: 5/0
 Career GP/GS: 5/0
 Teams: Houston, 2008



97 FRANK OKAM DEFENSIVE TACKLE

TRANSACTIONS: Selected by the Houston Texans in the fifth round (151st pick overall) of the 2008 NFL Draft...Signed by Texans on July 22, 2008.

PRO: Massive young defensive tackle who will compete for increased playing time in his second pro season...saw action in five games as a rookie and registered five tackles.

2008 (Houston 5/0): Played in five games during rookie campaign...posted four total tackles...inactive for season opener at Pittsburgh (9/7)...made his NFL debut as a reserve defensive tackle at Tennessee (9/21)...played at defensive tackle and on special teams at Jacksonville (9/28)...inactive for next five games...returned to the field at defensive tackle and recorded three total tackles vs. Baltimore (11/9)...played at defensive tackle at Indianapolis (11/16)...inactive for next two games...played at defensive tackle and on special teams at Green Bay (12/7)...inactive for final three games.

COLLEGE: Appeared in 50 games at Texas with 39 starts...finished his career with 160 tackles (81 solos), ten sacks for minus 78 yards and 28 stops for losses of 109 yards...posted 46 quarterback pressures and gained 13 yards with a touch-down on five fumble recoveries...also caused one fumble and deflected twelve passes...All-Big 12 Conference first-team selection by the

Fort Worth Star-Telegram and earned second-team honors from the Associated Press, Austin American-Statesman and the league's coaches as a senior...Associated Press All-Big 12 Conference honorable mention as a junior...All-Big 12 Conference second-team pick by the league's coaches as a sophomore...helped Texas win the 2005 national championship...Freshman All-American selection by The Sporting News in 2004...four-time member of UT's Athletics Director's Honor Roll and was a 2007 first-team Academic All-Big 12 Conference selection...ESPN first team All-American in 2007...graduated in December 2007 in just three-and-a-half years with a degree in sports management.

PERSONAL: Attended Lake Highlands (Dallas, Tex.) High School...Parade All-American choice as a senior and two-time first-team All-District selection...first-team 5A All-State pick by the Associated Press and tabbed first-team All-District 9-5A as a senior...played in the U.S. Army All-American Bowl...made 170 tackles, seven sacks, 14 stops for losses, five forced fumbles and three fumble recoveries during his career...finished fifth at the 2003 Texas 5A state meet in the discus (174-6)...also played basketball...honor student who maintained a 3.9 GPA...speaks French.

Okam's Career Statistics

Year	Team	GP	GS	TACKLES					INTERCEPTIONS					FUMBLES			
				Tot	Solo	Asst	Sk	Yds	No	Yds	Lg	TD	PD	FF	FR	Yds	TD
2008	Hou	5	0	4	2	2	0	0	0	0	0	0	0	0	0	0	0
Totals		5	0	4	2	2	0	0	0	0	0	0	0	0	0	0	0

Single Game Highs

- Tackles
- 3 vs. Baltimore (11-9-08)
- 2 @ Tennessee (9-21-08)





OKOYE, AMOBI

Height: 6-2
 Weight: 296
 College: Louisville
 Hometown: Huntsville, Alabama
 3rd NFL Season
 3rd with Texans
 Age as of Kickoff Weekend 2009: 22
 Acquired: D1-'07
 2008 GP/GS: 14/12
 Career GP/GS: 30/26
 Teams: Houston, 2007-08



91 AMOBI OKOYE

DEFENSIVE TACKLE

TRANSACTIONS: Selected by Houston Texans in first round (10th pick overall) of the 2007 NFL draft...Signed by the Texans July 27, 2007.

HONORS: NFL Defensive Rookie of the Month (September, 2007), 2007 PFW/PFWA All-Rookie Team.

PRO: Young, quick and intelligent defensive line-men that will look to improve upon an injury-riddled sophomore campaign... is already tied for 10th in team history with 6.5 career sacks... has registered 56 tackles, 38 solos to go along with two forced fumbles and two fumble recoveries...owns the team rookie sack record with 5.5 in 2007.

2008 (Houston 14/12): Played in 14 games with 12 starts...registered 24 total tackles, including one sack, one forced fumble and one fumble recovery...started at defensive tackle in the season opener at Pittsburgh (9/7)...started and posted three total tackles at Tennessee (9/21)...registered three solo tackles at Jacksonville (9/28)...totaled one tackle vs. Indianapolis (10/5)...recorded one assist vs. Miami (10/12)...started and posted one solo tackle vs. Detroit (10/19)...started vs. Cincinnati (10/26) and recovered the first fumble of his career after DE Mario Williams forced the ball out of Bengals quarterback Ryan Fitzpatrick's hands in the third quarter...started and registered two total tackles at Minnesota

(11/2)...inactive vs. Baltimore (11/9) and at Indianapolis (11/16)...returned to the starting lineup at DT at Cleveland (11/23)...started and posted three solo tackles on Monday Night Football vs. Jacksonville (12/1)...started and registered one solo tackle and one assist at Green Bay (12/7)...started and recorded one solo tackle vs. Tennessee (12/14) and posted the first pass defended of his career...recorded five total tackles, including his first sack of the season when he tackled Oakland QB JaMarcus Russell for a 13-yard loss in the fourth quarter at Oakland (12/21)...also forced a fumble on the sack...it was his first forced fumble of the season and the second of his career...started and registered two total tackles and one pass defended vs. Chicago (12/28).

2007 (Houston 16/14): Saw action in all 16 games, with 14 starts...totaled 32 tackles, 23 solo, 5.5 sacks for 33.5 yards and a forced fumble...started his first NFL game and totaled one solo stop vs. Kansas City (9/9)...started and finished with a season-high 2.0 sacks for 23 yards vs. QB Jake Delhomme and four total tackles and a forced fumble at Carolina (9/16)...added another sack to his rookie total by downing QB Peyton Manning, along with three solo stops vs. Indianapolis (9/23)...registered his third consecutive game with a sack, taking down QB Joey Harrington at Atlanta (9/30)...earned NFL Defensive Rookie of the Month in September for his efforts...record-

OKOYE, AMOBI



ed a season-high five total tackles and his fifth sack of the season on QB Josh McCown at Oakland (11/4)...registered a half sack vs. Tampa Bay (12/9).

COLLEGE: Played in 48 games at Louisville, starting 24 times...finished with 121 tackles (68 solos), 10.5 sacks for minus 42 yards and 23 stops for losses totaling 81 yards...the youngest athlete to appear in a collegiate game in 2003 at age sixteen...15 tackles behind the line of scrimmage in 2006 tied Michael Josiah (2001) and Ted Washington (1990) for 11th place on the school's season record list...unanimous All-Big East Conference first-team choice in 2006...recorded a career-high 58 tackles (38 solos) and ranked second on the team with eight sacks and 15

stops for losses...also caused three fumbles...graduated with a degree in Psychology.

PERSONAL: Visited Nigeria along with other NFL players in the spring of 2008 to donate medical supplies and hand out scholarships...attended Robert E. Lee (Huntsville, Ala.) High School...took up football as a sophomore...started 13 games on the defensive line as a 13-year old and played both ways, earning honorable mention all-state honors as a junior...a three-year letter winner, he logged 60 tackles and nine sacks, picking up first-team all state honors on both sides of the ball as a senior...born in Anambra, Nigeria and moved to the United States as a preteen...tested into the ninth grade as a 12-year-old when his family moved to Huntsville from Nigeria.

Okoye's Career Statistics

Year	Team	GP	GS	TACKLES					INTERCEPTIONS					FUMBLES			
				Tot	Solo	Asst	Sk	Yds	No	Yds	Lg	TD	PD	FF	FR	Yds	TD
2007	Hou	16	14	32	23	9	5.5	33.5	0	0	0	0	0	1	0	0	0
2008	Hou	14	12	24	15	9	1	13	0	0	0	0	2	1	1	0	0
Totals		30	26	56	38	18	6.5	46.5	0	0	0	0	2	2	1	0	0

Single Game Highs

Tackles

5 @ Oakland (12-21-08)

5 @ Oakland (11-4-07)

4, three times, most recent:

4 vs. Tennessee (10-21-07)

4 vs. Miami (10-7-07)

Sacks

2 vs. Carolina (9-16-07) J. Delhomme

1, four times, most recent:

1 @ Oakland (12-21-08) J. Russell

1 @ Oakland (11-4-07) J. McCown

Forced Fumbles

1 @ Oakland (12-21-08)

1 @ Carolina (9-16-07)

Fumble Recoveries

1 vs. Cincinnati (10-26-08)



ORLOVSKY, DAN

Height: 6-5
 Weight: 230
 College: Connecticut
 Hometown: Shelton, Connecticut
 5th NFL Season
 1st with Texans
 Age as of Kickoff Weekend 2008: 25
 Acquired: UFA, 2009
 2008 GP/GS: 10/7
 Career GP/GS: 12/7
 Teams: Detroit, 2005-08



7

DAN ORLOVSKY QUARTERBACK

TRANSACTIONS: Selected by the Detroit Lions in the fifth round of the 2005 draft (145th overall)... Re-signed by Lions on April 22, 2008... Signed by the Houston Texans on March 1, 2009.

PRO: Talented young quarterback who joined the Texans as a free agent early in the 2009 off-season... will join fellow QBs Matt Schaub and Alex Brink in the backfield... has played in 12 career games with seven starts... has completed 150-of-272 career pass attempts for 1,679 yards with eight touchdowns and eight interceptions... is coming off the most productive season of his young career.

2008 (Detroit 10/7): Saw action in 10 games with seven starts and threw for a career-high 1,616 yards with eight touchdowns and eight interceptions for a passer rating of 72.6... stepped in with two minutes remaining in the fourth quarter vs. Green Bay (9/14) and completed 2-of-4 passes for six yards... saw time in the fourth quarter for an injured Jon Kitna at San Francisco (9/21) and had one attempt and one interception... replaced Kitna in the second half vs. Chicago (10/5) and completed 13-of-23 passes for 97 yards and an interception... made first start of professional career at Minnesota (10/12) and completed 12-of-21 passes for 150 yards and one touchdown... started and completed 12-of-25 passes for 265 yards and a touchdown at Houston (10/19)... connected with Calvin Johnson on a 96-yard pass,

the fourth-longest pass play in Lions' history... started and completed 21 passes of 35 attempts for 223 yards and a touchdown vs. Washington (10/26)... started and surpassed previous career high with 47 pass attempts, 28 completions and two touchdowns for 292 yards at Chicago (11/2)... inactive the next five games with a hand injury... re-entered starting line-up at Indianapolis (12/14) and completed 23-of-34 passes for 233 yards and a touchdown... started and went 10-of-23 for 125 yards and two interceptions vs. New Orleans (12/21)... started in the season finale at Green Bay (12/28) and completed 22-of-42 passes for 225 yards with two touchdowns and two interceptions.

2007 (Detroit 0/0): Was the team's third quarterback in all 16 games.

2006 (Detroit 0/0): Was the team's third quarterback in all 16 games.

2005 (Detroit 2/0): Saw action in two games as a rookie... completed seven-of 17 pass attempts for 63 yards with a long completion of 20 yards... made his NFL debut at Chicago (9/18) and completed two-of-six passes for 20 yards... saw action vs. Atlanta (11/24) and connected on five-of-11 passes for 43 yards.

COLLEGE: Set school career records for most pass completions (916), pass attempts (1,567),

ORLOVSKY, DAN



yards passing (10,706), touchdown passes (84), total plays (1,710) and total yards (10,421)... earned Most Valuable Player honors at the 2004 Motor City Bowl in his final collegiate appearance...threw for 3,354 yards with 23 touchdowns and 15 interceptions as a senior in 2004... received Connecticut Player of the Year award from the Walter Camp Foundation as a junior in 2003 when he threw for 3,485 yards with 33 touchdowns and 14 interceptions...also named team MVP, Independent Offensive MVP by ESPN.com, All-ECAC and All-Independent...started every game as a sophomore in 2002 threw for 2,488 yards...played in 10 games with six starts as a freshman in 2001, becoming the first true freshman at UConn to start at quarterback since 1992.

PERSONAL: Earned All-State and Class LL MVP honors at Shelton (Conn.) High...named Connecticut player of the year by the New Haven Register...garnered All-American honors from Prep Star, Super Prep and the Prep Football Report...established the Dan Orlovsky Foundation to enrich the lives of youth in Detroit and his home state of Connecticut...foundation features the "Dan Orlovsky Charity Challenge," a three-day event in Connecticut made up of a gala, golf tournament and football clinic for kids...born Daniel John Orlovsky in Shelton, Connecticut.

Orlovsky's Career Statistics

Year	Team	GP	GS	Att	Cmp	Pct	Yds	Yd/Att	TD	Int	Lg	Sk	Lst	Rate
2005	Det	2	0	17	7	41.2	63	3.7	0	0	20	1	3	51.8
2006	Det	0	0	0	0	0.0	0	--	0	0	--	0	0	--
2007	Det	0	0	0	0	0.0	0	--	0	0	--	0	0	--
2008	Det	10	7	255	143	56.1	1,616	6.3	8	8	96t	14	95	72.6
Totals		12	7	272	150	55.1	1,679	6.2	8	8	96t	15	98	71.3

Single Game Highs

Passing Yards 292 @ Chicago (28 comp., 11-2-08)

265 @ Houston (12 completions, 10-19-08)

233 @ Indianapolis (23 completions, 12-14-08)

Passing Attempts

47 @ Chicago (11-2-08)

42 @ Green Bay (12-28-08)

35 vs. Washington (10-26-08)

Completions

28 @ Chicago (11-2-08)

23 @ Indianapolis (12-14-08)

42 @ Green Bay (12-28-08)

Touchdown Passes

2 @ Chicago (11-2-08)

2 @ Green Bay (12-28-08)

1, four times, last @ Indianapolis (12-14-08)

Passer Rating

99.6 @ Houston (10-19-08)

96.8 @ Indianapolis (12-14-08)

95.3 @ Minnesota (10-12-08)

Longest Pass

96t @ Houston (10-19-08)

58 @ Houston (10-19-08)

37 @ Minnesota (10-12-08)

Longest Touchdown Pass

96t @ Houston (10-19-08) C. Johnson

33t @ Indianapolis (12-14-08) C. Johnson

17t @ Chicago (11-2-08) C. Johnson

17t vs. Washington (10-26-08) C. Johnson

Interceptions

2 @ Green Bay (12-28-08)

2 vs. New Orleans (12-21-08)

2 @ Chicago (11-2-08)

Rushing Yards

17 vs. Washington (2 rushes, 10-26-08)

10 @ Houston (2 rushes, 10-19-08)

2 @ Chicago (2 rushes, 11-2-08)

Rushing Attempts

2 vs. Washington (17 yards, 10-26-08)

2 @ Houston (10 yards, 10-19-08)

2 @ Chicago (2 yards, 11-2-08)

Long

10 vs. Washington (10-26-08)

10 @ Houston (10-19-08)

3 @ Chicago (11-2-08)

Additional Statistics

Fumbles/Lost: 4/1 total; 2005 – 1/1, 2008 – 3/0.



PITTMAN, DAVID

Height: 5-11
 Weight: 186
 College: Northwestern State (LA)
 Hometown: Gramercy, Louisiana
 4th NFL Season
 2nd with Texans
 2008 GP/GS: 0/0
 Career GP/GS: 8/1
 Age as of Kickoff Weekend 2008: 25
 Acquired: FA, 2008
 Teams: Baltimore, 2007; New Orleans,
 2008; Houston, 2008



24 DAVID PITTMAN

CORNERBACK

TRANSACTIONS: Selected by the Baltimore Ravens in the third round (87th overall) of the 2006 NFL Draft...released by the Ravens on September 1, 2008...signed by the New Orleans Saints on November 12, 2008...released by the Saints on December 9, 2008...signed by the Houston Texans on December 17, 2008.

PRO: Speedy and fluid athlete who appeared in eight games, recording two interceptions, with the Baltimore Ravens in 2007...will compete for playing time in the secondary this season.

2008 (New Orleans 0/0; Houston 0/0): Signed with New Orleans midway through the season (11/12) and was inactive for four games with the Saints...released by New Orleans (12/9) and signed with Houston eight days later (12/17)...inactive for the final two games of the year with the Texans.

2007 (Baltimore 8/1): Played in eight games, including his first-career start...finished the year with 10 tackles, nine solo, three passes defended and two interceptions that he returned for 21 yards...saw action on special teams but did not record a tackle in game at Cincinnati (9/10)...subbed and had two tackles and one pass defended vs. Indianapolis (12/9)...saw action from scrimmage and had one tackle at Seattle (12/23)...started his first-career game and led the defensive backs with a career-high seven

tackles, six solo, three passes defended and two interceptions, the first of his career, vs. Pittsburgh (12/30).

2006 (Baltimore 0/0): Was a gameday inactive for all 16 regular season games and the team's post-season contest as a rookie.

COLLEGE: Was a four-year starter as a cover corner for Northwestern (La.) State...had four defensive touchdowns (three interception returns and one blocked field goal attempt return) and also blocked two kicks in his college career...played in 43 career games, tallying 147 total tackles, 108 solo, 11 interceptions, 26 passes defended, two forced fumbles and two fumble recoveries...named first-team I-AA All-American by the Sports XChange...was a Sports Network preseason All-America honoree...was an All-Southland Conference first-team and All-Louisiana first-team selection...redshirted as a freshman in 2001...was the only Division I-AA defensive back to receive an invitation to the Senior Bowl...earned a business administration degree.

PERSONAL: Was an all-district selection at Luther (La.) High School...was a two-sport star at Northwestern (La.) State, competing in track and field from 2002-04...active in the community while with the Baltimore Ravens in 2006-07...full name is David Earl Pittman.

PITTMAN, DAVID



Pittman's Career Totals

Year	Team	GP	GS	TACKLES					Yds	INTERCEPTIONS					FUMBLES			
				Tot	Solo	Asst	Sk	No		Yds	Lg	TD	PD	FF	FR	Yds	TD	
2007	Bal	8	1	10	9	1	0.0	0.0		2	21	29	0	3	0	0	0	0
Totals		8	1	10	9	1	0.0	0.0		2	21	29	0	3	0	0	0	0

Single Game Highs

Tackles

- 7 vs. Pittsburgh (12/30/07)
- 2 vs. Indianapolis (12/9/07)
- 1 @ Pittsburgh (11/5/07)

Interceptions

- 2 vs. Pittsburgh (12/30/07)

Passes Defensed

- 2 vs. Pittsburgh (12/30/07)
- 1 vs. Indianapolis (12/9/07)





PITTS, CHESTER

Height: 6-4
Weight: 321
College: San Diego State
Hometown: Inglewood, California
8th NFL Season
8th with Texans
Age as of Kickoff Weekend 2009: 30
Acquired: D2-'02
2008 GP/GS: 16/16
Career GP/GS: 112/112
Teams: Houston, 2002-08



69 CHESTER PITTS GUARD/TACKLE

TRANSACTIONS: Selected by Houston Texans in the second round (50th overall) in the 2002 NFL draft...signed by Texans on July 16, 2002.

HONORS: 2003-04 USA Today All-Joe Team.

PRO: Model of consistency for the Texans...true athleticism has allowed Pitts to move between guard and tackle during his career, without missing a beat...became the only player to start the first 100 games as a Texan this season...has started the last five seasons primarily at left guard after beginning his career as the team's left tackle from 2002-03...last played at left tackle in 2005...only player in Texans history to start all 112 games in franchise history...played the most consecutive snaps for the Texans at 3,884 from 2002-06...has missed a total of seven plays during his seven-year NFL career...made his 100th consecutive start in 2008 vs. Indianapolis (10/5/08)...only Texan to start in all 42 AFC South games since 2002...only Texan to start every season-opener in team history...selected to USA Today's 2003 and 2004 All-Joe Team.

2008 (Houston 16/16): Started all 16 games for the seventh consecutive season, all at left guard...was on the field for 1,018 of a possible 1,019 offensive snaps, missing one play in the season opener...part of an offensive line unit that started all 16 games together for the first time in team history...helped block for rookie RB Steve

Slaton, who set a franchise record with 1,282 rushing yards...paved the way for Slaton to rush for his first 100-yard game at Tennessee (9/21)...started the 100th consecutive game of his career and the 100th game in Texans history vs. Indianapolis (10/5)...helped the offense gain over 400 yards in back-to-back games vs. Miami (10/12) and vs. Detroit (10/19)...helped the team score a season-high 35 points vs. Cincinnati (10/26)...was part of an offensive line that helped Slaton set a Texans rookie record with 156 rushing yards at Indianapolis (11/16)...started on Monday Night Football and helped Slaton rush for 130 yards and two touchdowns vs. Jacksonville (12/1)...helped the offense gain a franchise-record 549 yards at Green Bay (12/7)...was part of the line that helped Slaton run for his third consecutive 100-yard game and WR Andre Johnson record the first 200-yard receiving game in team history vs. Tennessee (12/14)...helped allow Schaub to throw for 328 yards and two touchdowns in season finale vs. Chicago (12/28).

2007 (Houston 16/16): Started all 16 games at left guard...played in 991 plays of a possible 993...missed two plays at home against Tampa Bay (12/9), but returned in the next series...part of a line that gave up a franchise-low 22 sacks...recovered a fumble against Indianapolis (9/23)...served as team captain in his return to San Diego (10/28) where he played collegiate football for the San Diego State Aztecs...missed his lone

PITTS, CHESTER



two plays of the 2008 season against Tampa Bay (12/9).

2006 (Houston 16/16): Started all 16 games at left guard...broke a string of 3,884 consecutive snaps played in Week 2 at Indianapolis...started every game at guard for the second time in his career...started at left guard at Indianapolis (9/17)...was replaced in the third quarter by Fred Weary to break his streak at 3,884 plays to start his career...started at left guard vs. Buffalo (11/19)...Houston running backs totaled 188 yards on the ground and an eye-popping 7.2 yards per carry...started at left guard vs. Indianapolis (12/24)...the running game totaled 191 yards on the ground, the second-most in team history.

2005 (Houston 16/16): Started all 16 games, either at left guard or left tackle...became the only Texan in team history to be part of every offensive snap...started at left guard but moved to left tackle in second quarter at Jacksonville (11/6) due to an injury to Victor Riley...helped Texans gain 412 net yards against St. Louis (11/27).

2004 (Houston 16/16): Started all 16 games at left guard, lining up for every offensive snap for the third consecutive season...helped Williams rush for a club-record 1,188 yards, his second consecutive 1,000-yard campaign...helped Texans net 784 yards rushing to the left side...helped Texans offense gain 369 total yards in 20-6 division win versus Jacksonville (10/31)...escorted Williams to 129-yard rushing performance in win over Titans (11/28), giving Houston its first-ever sweep of a division opponent.

2003 (Houston 16/16): Started in all 16 games at left tackle for the second consecutive season...

Pitts' Career Statistics

Games/ Starts: 2002: 16/16, 2003: 16/16, 2004: 16/16, 2005:16/16, 2006: 16/16, 2007: 16/16, 2008: 16/16 Total: 112/112.

Tackles: 8 total; 2002 - 1, 2003 - 1, 2004 - 3, 2005 - 1, 2007 - 2.

Fumble Recoveries: 6 total; 2003 - 1, 2006 - 3, 2007 - 1, 2008 - 1.

held the NFL's reigning sack leader, DE Jason Taylor, without a sack or tackle in season-opening win at Miami (9/7)...helped hold the Colts without a sack in season finale against Indianapolis (12/28) as RB Domanick Williams cracked the 1,000-yard rushing mark.

2002 (Houston 16/16): Started in all 16 games as a rookie...one of two offensive linemen (C Steve McKinney) to participate in every offensive snap...helped plow the way for RB Jonathan Wells to rush for 93 yards against Indianapolis (9/22)...paved the way for Wells to rush 14 times with one TD against Baltimore (12/15).

COLLEGE: Didn't play football until he walked on at San Diego State...allowed just one sack in two seasons as Aztecs' starting left tackle...started all 11 games at "quick" tackle in 2001...did not allow a sack while registering 108 knock-downs on 762 snaps...earned first team All-Mountain West Conference honors and third-team All-America accolades...joined the team as a walk-on in 1998...saw action on the scout team....owns a degree in public administration.

PERSONAL: Lives in Houston...has a daughter and a son...attended California Academy for Math and Science in Los Angeles, which didn't have a football team...lettered in track, earning all-league honors and setting school records in the shot put and discus...had a Super Bowl commercial featured on him meeting teammate Ephraim Salaam, who inspired him to walk-on to the San Diego State football team...has made multiple appearances on the Ellen DeGeneres Show and The Game...born Chester Morise Pitts II in Carson, Calif.



REEVES, JACQUES

Height: 5-11
 Weight: 188
 College: Purdue
 Hometown: Lancaster, Texas
 6th NFL Season
 2nd with Texans
 Age as of Kickoff Weekend 2009: 26
 Acquired: UFA-'08 (DAL)
 2008 GP/GS: 16/16
 Career GP/GS: 76/30
 Teams: Dallas, 2004-07; Houston, 2008



35 JACQUES REEVES CORNERBACK

TRANSACTIONS: Selected by Dallas Cowboys in seventh round (223rd Overall) of 2004 NFL Draft...Signed by Cowboys on July 27, 2004... Re-signed with Cowboys on March 20, 2006... Re-signed with Cowboys on April 22, 2006... Signed by Houston Texans on March 1, 2008.

PRO: Fleet-footed veteran corner who enters his second season with the Texans...has appeared in 76 career games with 30 starts in five seasons...turned in the best season of his career in 2008, picking off a career-high four passes, scoring the first touchdown of his career and batting down a career-best 19 passes...career defensive totals include 134 tackles, 118 solo tackles, five interceptions, 39 passes defended, two forced fumbles and three fumble recoveries...has also scored one touchdown...returned 13 career kickoffs, all as a rookie, for 199 yards with a long return of 27 yards.

2008 (Houston 16/16): Started all 16 games for the first time in his career...was the only Texans defensive back to start every game...posted 50 total tackles and led the team with a career-high four interceptions, one returned for a touchdown...also had a team-best 19 passes defended...four interceptions were tied for the second-most by an AFC corner in 2008...started at CB in his Texans debut and recorded one tackle, one pass defended and one tackle on special teams at Pittsburgh (9/7)...intercepted his first

pass of the season on the Titans first offensive play and returned it for 33 yards to set up a K Kris Brown field goal at Tennessee (9/21)...ended the Titans game with four total tackles, one interception and two passes defended...tied a career high with six solo tackles at Jacksonville (9/28)...totaled one tackle and two passes defended vs. Indianapolis (10/5)...recorded two solo tackles and one pass defended vs. Miami (10/12)...posted one solo tackle, one assist and two passes defended vs. Detroit (10/19)...registered three solo tackles and one pass defended vs. Cincinnati (10/26)...returned an interception 44 yards for a touchdown in the first quarter at Minnesota (11/2) for his first career TD...also notched three tackles in that game...recorded two solo tackles vs. Baltimore (11/9)...registered two solo tackles and one pass defended at Indianapolis (11/16)...registered his first forced fumble of the season at Cleveland (11/23) when he jarred the ball out of Cleveland RB Jamal Lewis' arms on the Browns' opening drive...also recorded his third interception of the season when he picked off a pass by Cleveland QB Derek Anderson in the fourth quarter...finished that game with five solo tackles...matched his career high with six solo tackles and an interception that he returned 13 yards on Monday Night Football vs. Jacksonville (12/1)...registered three solo tackles and one pass defended at Green Bay (12/7)...posted four solo tackles and one pass defended vs. Tennessee (12/14)...posted two solo tackles and recovered

REEVES, JACQUES



a fumbled punt in the second quarter at Oakland (12/21)...registered three solo tackles and one pass defended vs. Chicago (12/28).

2007 (Dallas 16/13): Became a full-time starter for the first time in his career, playing in 16 games with 13 starts...also saw action in his second career postseason contest...finished the year with a career-best 60 tackles, including 52 solos, and his first career interception...also forced a fumble and tied for third on the team with a career-high 12 passes defended...started the season opener vs. the New York Giants (9/9) and recorded his first career interception, which he returned for 18 yards, and deflected two other pass attempts...recorded a career-high six tackles (five solos) and a pass defended at Chicago (9/23)...recorded six stops (five solos) and two passes defended vs. St. Louis (9/30)...recorded six tackles (five solos) at the New York Giants (11/11)...notched five tackles (four solos) vs. Washington (11/18)...recorded four solo tackles on Thanksgiving Day vs. Green Bay (11/29)...made five solo tackles in NFC Divisional Playoff game vs. New York Giants (1/13/08).

2006 (Dallas 13/0): Played in 13 regular season games and in the Cowboys' Wild Card Playoff loss at Seattle, which was his first career playoff game...finished sixth on the team with 13 special teams tackles...led the Cowboys with three special teams tackles on kickoff coverage at Tennessee (10/1)...forced a fumble on punt coverage at Carolina (10/29)...tied for the team lead with two special teams tackles on kickoff coverage in a win over previously undefeated Indianapolis (11/19)...dislocated his left elbow in the first quarter of the playoff-clinching win at Atlanta (12/16) and did not return.

2005 (Dallas 16/0): Finished with 11 tackles and

four passes defended...also ranked seventh on the team with nine special teams stops and made the team's only fumble recovery on special teams...led the team with a career-high four special teams tackles at Oakland (10/2)...recovered a muffed punt at the Seahawks nine-yard line at Seattle (10/23)...saw action as the nickel corner at Philadelphia (11/14) and recorded two tackles and two passes defended...notched a season-high four tackles on defense and one special teams stop at Washington (12/18).

2004 (Dallas 15/1): Played in 15 games as a rookie, making 14 tackles, four pass deflections and a fumble recovery on defense...also made six tackles and 13 kickoff returns for 199 yards on special teams...made his first career start against the New York Giants (10/10) and tied for third on the team with five tackles...also broke up a pass and recovered a fumble...closed the season at the New York Giants (1/2/05) with a season-high three kickoff returns.

COLLEGE: Played in every game during his career at Purdue, making 140 tackles, 17 pass deflections, seven interceptions, four forced fumbles, two tackles for a loss and two fumble recoveries...made nine pass deflections, two interceptions, one sack and a career-high 64 tackles...became a full-time starter as a junior and tied for the team lead with three interceptions...also made 33 tackles, a forced fumble and a fumble recovery...also competed on the track team at Purdue as a sprinter, competing in the 60, 100 and 200 meters... criminal justice major.

PERSONAL: A native Texan...attended Lancaster (Texas) High School...made four interceptions as a senior, returning two for touchdowns, and five fumble recoveries...also competed as a sprinter on the track team.



REEVES, JACQUES

Reeves' Career Statistics

Year	Team	GP	GS	TACKLES					INTERCEPTIONS					FUMBLES			
				Tot	Solo	Asst	Sk	Yds	No	Yds	Lg	TD	PD	FF	FR	Yds	TD
2004	Dal	15	1	14	14	0	0	0	0	0	0	0	2	0	1	0	0
2005	Dal	16	0	11	9	2	0	0	0	0	0	0	4	0	1	0	0
2006	Dal	13	0	2	2	0	0	0	0	0	0	0	1	0	0	0	0
2007	Dal	16	13	60	52	8	0	0	1	18	18	0	12	1	0	0	0
2008	Hou	16	16	49	46	3	0	0	4	108	44t	1	19	1	1	0	0
Totals		75	29	136	123	13	0	0	5	126	44t	1	38	2	3	0	0

Single Game Highs

Tackles

6 vs. Jacksonville (12-1-08)

6 @ Jacksonville (9-28-08)

6 @ Buffalo (10-8-07)

Interceptions

1 vs. Jacksonville (12-1-08) D. Garrard

1 @ Cleveland (11-23-08) D. Anderson

1 @ Minnesota (11-2-08) G. Ferrote

1 @ Tennessee (9-21-08) K. Collins

1 vs. New York Giants (9-9-07) E. Manning

Touchdowns

1 @ Minnesota (44 yard INT return, 11-2-08)

Forced Fumbles

1 @ Cleveland (11-23-08)

1 vs. St. Louis (9-30-07)

Fumble Recoveries

1 @ Oakland (12-21-08)

1 @ Seattle (10-23-05)

1 vs. New York Giants (10-10-04)

Additional Statistics

Special Teams Tackles: 24 total; 2004 – 5, 2005 – 6, 2006 – 7, 2007 – 3, 2008 – 3.





RICHARDSON, MATTERAL

Height: 6-0
Weight: 205
College: Arkansas
Hometown: Marlin, Texas
1st NFL Season
2nd with Texans
2008 GP/GS: 0/0
Career GP/GS: 0/0
Age as of Kickoff Weekend 2008: 23
Acquired: FA, 2008
Teams: Washington, 2008; Houston, 2008



27 MATTERAL RICHARDSON CORNERBACK


TRANSACTIONS: Signed with the Washington Redskins as an undrafted free agent on May 2, 2008...released by the Redskins on August 30...signed to the Redskins practice squad on August 31.

PRO: Speedy young corner who enters his first full season with the Texans...will be in search of his first professional playing time in 2009.

2008 (Washington 0/0, Houston 0/0): Signed with Houston (11/26) after spending the first part of the season on Washington's practice squad...was inactive for the final five games of the year with the Texans.

COLLEGE: Competed in 48 career games with the Razorbacks, with 35 starts...Tallied 180 tackles (140 solo), three tackles for loss, one sack, 31 pass deflections, four interceptions, one forced fumble and one fumble recovery for his career...as a senior started all 13 games and totaling 60 tackles (49 solo), one tackle for loss, 13 pass deflections, one fumble recovery and three interceptions...majored in sociology.

PERSONAL: Attended Marlin High School in Marlin, Texas...recorded 87 tackles and seven interceptions as a senior...helped lead his team to the state championship game...named to Waco Tribune-Herald Super Centex football first team...nickname is "Red."





ROBINSON, DELJUAN

Height: 6-3
 Weight: 320
 College: Mississippi State
 Hometown: Hernando, Mississippi
 2nd NFL Season
 3rd with Texans
 Age as of Kickoff Weekend 2009: 25
 Acquired: FA-'07
 2008 GP/GS: 16/3
 Career GP/GS: 16/3
 Teams: Houston, 2007-08



66 DELJUAN ROBINSON DEFENSIVE TACKLE

TRANSACTIONS: Signed by Houston Texans as a undrafted free agent on May 4, 2007...released by the Texans on September 1, 2007...signed to the Texans practice squad on September 3, 2007...signed to the Texans active roster on December 26, 2007.

PRO: Young, agile defensive lineman that emerged as a consistent contributor on the defensive line in 2008...has shown the ability to play either tackle or end...has played in 16 games with three starts in his career...has recorded 28 career tackles and one forced fumble.

2008 (Houston 16/3): Played in all 16 games with three starts...recorded 28 total tackles and one forced fumble...made his NFL debut at Pittsburgh (9/7) and played at defensive tackle and on special teams...recorded one tackle on defense and also saw action on special teams at Tennessee (9/21)...registered one solo stop at defensive tackle and played on special teams at Jacksonville (9/28)...made his first career start at defensive tackle vs. Indianapolis (10/5) and totaled three tackles...started at defensive tackle and recorded one solo tackle vs. Miami (10/12)...played at defensive tackle and posted one solo tackle vs. Detroit (10/19) and also played on special teams...played at defensive tackle and registered one assist vs. Cincinnati (10/26)...played at defensive tackle where he recorded one assist at Minnesota (11/2)...started at de-

fensive tackle and recorded three solo tackles vs. Baltimore (11/9)...posted four total tackles, three solo at Indianapolis (11/16)...registered one solo tackle at Cleveland (11/23)...made one solo tackle and had one forced fumble in the first quarter on Monday Night Football vs. Jacksonville (12/1)...recorded one solo tackle at Green Bay (12/7)...registered three solo tackles and one assist vs. Tennessee (12/14)...posted two solo tackles at Oakland (12/21)...recorded one solo tackle and also played on special teams vs. Chicago (12/28).

2007 (Houston 0/0): Spent the bulk of the season on the Texans practice squad...signed to the team's active roster for the final game of the season and was inactive against Jacksonville (12/30).

COLLEGE: Played in 44 of a possible 46 games during his Mississippi State career, missing just two outings—one due to family emergency and one because of injury...started 28 times during his career, including 21 straight from early in his sophomore season until his senior year...recorded 104 tackles, including 18 for loss, 2.5 of which were quarterback sacks...had one fumble recovery and a pass deflection to his credit during his career...played in 11 games with eight starts as a senior, recording 34 total tackles and 12.5 tackles for loss, including 1.5 sacks...fitness management major.

ROBINSON, DELJUAN



PERSONAL: Attended Hernando High School... named the Memphis Touchdown Club Player of the Year following his standout senior season... selected to play in the Mississippi-Alabama High School All-Star game... earned Defensive Player of the Year and first-team all-state at linebacker on the Mississippi Association of Coaches' Class

4A season-ending team...also named Most Valuable Defensive Player in Region 1-4A in a vote of region coaches...born DelJuan Cortez Robinson in Memphis, Tenn.

Robinson's Career Stats

Year	Team	GP	GS	TACKLES					INTERCEPTIONS					FUMBLES			
				Tot	Solo	Asst	Sk	Yds	No	Yds	Lg	TD	PD	FF	FR	Yds	TD
2007	Hou	0	0	0	0	0	0	0	0	0	0	0	0	0	0	0	0
2008	Hou	16	3	28	20	8	0	0	0	0	0	0	0	1	0	0	0
Totals		16	3	28	20	8	0	0	0	0	0	0	0	1	0	0	0

Single Game Highs

Tackles

4 vs. Tennessee (11-16-08)

4 @ Indianapolis (12-14-08)

3 vs. Baltimore (11-9-08)

3 vs. Indianapolis (10-5-08)

Forced Fumble

1 vs. Jacksonville (12-1-08)





ROBINSON, DUNTA

Height: 5-10
 Weight: 182
 College: South Carolina
 Hometown: Athens, Georgia
 6th NFL Season
 6th with Texans
 Age as of Kickoff Weekend 2009: 27
 Acquired: D1a-'04
 2008 GP/GS: 11/6
 Career GP/GS: 68/63
 Teams: Houston, 2004-08



23 DUNTA ROBINSON

CORNERBACK

TRANSACTIONS: Selected by Houston Texans in first round (10th pick overall) of 2004 NFL Draft... Signed by Texans on July 24, 2004... Placed on injured reserve on Nov. 7, 2007... Designated by Texans as franchise player on February 19, 2009.

HONORS: 2005 Mickey Herskowitz Award, 2004 Pro Football Weekly Defensive Rookie of the Year, 2004 Touchdown Club Rookie of the Year.

PRO: Pound-for-pound one of the biggest hitters in the NFL... aggressive and confident corner who possesses exceptional quickness and instincts... became the first Texan in team history to have the franchise player tag applied when the team used the tag on him in 2009... is the Texans all-time interceptions leader with 13 career picks and is two shy of the franchise record for career passes defended with 54... ranks fourth in team history with 277 career solo tackles and fifth with 331 total tackles... had a streak of 57 consecutive starts snapped when he was placed on injured reserve (11/7/07) after suffering a major knee injury... enjoyed rookie season that saw him rack up 85 tackles, three sacks, six interceptions, 19 passes defended and three forced fumbles... his six interceptions tied for first among NFL rookies and third overall in the league.

2008 (Houston 11/6): Came back from his 2007 season-ending injury in the Week 7 game vs. Detroit and went on to play in 11 games with

six starts... recorded 35 solo tackles, three assists and tied for second on the team with two interceptions... took over first place on the franchise career interception list with his 12th career pick in Week 8 vs. Cincinnati... spent the first six weeks of the year on the physically unable to perform list... made his return to the field vs. Detroit (10/19) and posted two solo tackles... became the franchise's all-time leader in interceptions with the 12th of his career vs. Cincinnati (10/26)... also finished second on the team with nine tackles against the Bengals... played at CB and registered one solo tackle at Minnesota (11/2)... recorded three solo tackles and one pass defended vs. Baltimore (11/9)... posted three solo tackles at Indianapolis (11/16)... made his first start of the season at Cleveland (11/23) and registered two solo tackles... started and made five solo tackles on Monday Night Football vs. Jacksonville (12/1)... recorded two solo tackles and intercepted his second pass of the season when he picked off Green Bay QB Aaron Rodgers in the second quarter at Green Bay (12/7)... it was his franchise-leading 13th career interception... started and registered four solo tackles vs. Tennessee (12/14)... started and posted five total tackles and one pass defended at Oakland (12/21)... started and recorded two solo tackles and one pass defended vs. Chicago (12/28).

2007 (Houston 9/9): Started in nine games be-

ROBINSON, DUNTA



fore his season ended with a devastating right knee injury that sidelined him at Oakland (11/4)...placed on injured reserve (11/7)...finished second on the team with two interceptions...made 34 tackles (29 solo) and eight passes defended...blocked one field goal on the season...started his fourth consecutive opener against Kansas City (9/9), becoming the only Texan defender to start the last four season openers...finished with two solo tackles and his first interception of the season on a tipped ball...also had two passes defended...made four total tackles, three solo and intercepted his second consecutive pass of the season late in the third quarter at Carolina (9/16)...started in his homecoming at Atlanta (9/30) and recorded five solo tackles...blocked his first career field goal attempt midway through the fourth quarter, becoming the first Texan to block a field goal since Ramon Walker in 2003...made a season-high six tackles vs. Tennessee (10/21) and two passes defended...finished with one assisted tackle before leaving the game in the first quarter with a knee and hamstring injury at Oakland (11/4), causing him to miss the rest of the season.

2006 (Houston 16/16): Started at cornerback in every game for third straight season...finished the season with 83 tackles, two interceptions and his first career touchdown, a nine-yard return against Buffalo (11/19)...tied a career high with 11 tackles to lead all Texans defenders vs. Washington (9/24)...finished the game with seven solo tackles and one interception at Jacksonville (11/12)...intercepted QB JP Losman on the nine-yard line and returned the pick for his first career touchdown vs. Buffalo (11/19) to put the Texans up by four...forced his first fumble of the season...made five total tackles, four solo and one pass defended at Oakland (12/3)...had a busy day recording eight tackles vs. Tennessee (12/10)...finished the season on a high note with six tackles vs. Cleveland (12/31).

2005 (Houston 16/16): Started in all 16 games for the second consecutive season...led the team with 10 passes defended...finished with a career-high 93 tackles, one interception and

one sack...recorded six tackles, one sack and a forced fumble at Cincinnati (10/2)...recorded six tackles, one pass defended and a diving interception vs. Indianapolis (10/23)...recorded seven tackles during first-career start at left cornerback vs. Cleveland (10/30)...registered 10 tackles at Indianapolis (11/13)...made a season-high 11 tackles and had one pass defended vs. Kansas City (11/20)...started at left cornerback and posted eight tackles, a season-high five passes defended and a forced fumble at Baltimore (12/4).

2004 (Houston 16/16): Started in all 16 game at right cornerback...led secondary with 85 tackles...also forced three fumbles and picked off six passes for 146 yards...two of his three forced fumbles were returned for scores...ranked fifth among rookies with three sacks...started at cornerback vs. Oakland (10/3), picking off first two career passes...collected nine tackles, one interception and two passes defended in victory at Tennessee (10/17)...collected six tackles and one interception vs. Green Bay (11/21)...notched seven tackles and recorded fifth interception of the season at Jets (12/5)...recorded two sacks, four tackles, one forced fumble and a pass defended vs. Indianapolis (12/12) collected eight tackles, one interception, one sack and one forced fumble at Chicago (12/19)...recorded five tackles and one forced fumble in shutout win at Jacksonville (12/26)...forced a fumble that LB Antwan Peek returned for a 66-yard touchdown.

COLLEGE: Originally began college career at South Carolina as a strong safety before earning the starting left cornerback slot as a junior...played in 42 career games, starting final 24 contests...recorded 114 career tackles, five interceptions for 92 return yards and 22 passes defended...returned four punts for 44 yards...earned team Defensive Most Valuable Player honors as a senior...started all 12 games at left cornerback in 2003...majored in retail.

PERSONAL: Lives in Houston...three-year starter at defensive back, running back, and wide receiver at Clarke Central High School in Athens,



ROBINSON, DUNTA

Ga....had four interceptions and broke up eight passes as a senior...holds the Gladiators record for most career picks with 17...also rushed for six TDs and ran back both a punt and kick return

for a score...also lettered in basketball and track for the Gladiators....competed in the long jump and served as the anchor of the 4x100 relay... born Willie Dunta Robinson in Athens, Ga.

Robinson's Career Stats

Year	Team	GP	GS	TACKLES					INTERCEPTIONS					FUMBLES			
				Tot	Solo	Asst	Sk	Yds	No	Yds	Lg	TD	PD	FF	FR	Yds	TD
2004	Hou	16	16	85	65	20	3	26	6	146	61	0	19	3	0	0	0
2005	Hou	16	16	93	69	24	1	0	1	1	1	0	10	3	0	0	0
2006	Hou	16	16	83	70	13	0	0	2	9	9t	1	12	1	0	0	0
2007	Hou	9	9	34	29	5	0	0	2	6	10	0	7	0	0	0	0
2008	Hou	11	6	38	35	3	0	0	2	0	0	0	6	0	0	0	0
NFL Totals		68	63	333	268	65	4	26	13	162	61	1	54	7	0	0	0

Single Game Highs

Tackles

11 vs. Washington (9-24-06)

9 vs. Cincinnati (10-26-08)

9 @ Indianapolis (11-13-05)

9 vs. Tennessee (11-28-04)

Interceptions

2 vs. Oakland (10-3-04) K. Collins

1,11 times, most recent:

1 @ Green Bay (12-7-08) A. Rodgers

1 vs. Cincinnati (10-26-08) R. Fitzpatrick

Sacks

2 vs. Indianapolis (12-12-04) P. Manning

1 @ Cincinnati (10-2-05) C. Palmer

1 @ Chicago (12-19-04) C. Hutchinson

Forced Fumbles

1 @ New York Jets (11-26-06)

1 @ Cincinnati (10-2-05)

1 @ Jacksonville (12-26-04)

Touchdowns

1 vs. Buffalo (9-yard INT, 11-19-06)





RYANS, DEMECO

Height: 6-1
Weight: 245
College: Alabama
Hometown: Bessemer, Alabama
4th NFL Season
4th with Texans
Age as of Kickoff Weekend 2009: 25
Acquired: D2-'06
2008 GP/GS: 16/16
Career GP/GS: 48/48
Teams: Houston, 2006-08



59 DEMECO RYANS LINEBACKER

TRANSACTIONS: Selected by Houston Texans in second round (33rd overall) of 2006 NFL Draft... Signed by the Texans on July 7, 2006.

HONORS: 2008 Pro Bowl Starter...2007 second team Associated Press All-Pro...2006 *Associated Press* Defensive Rookie of the Year, 2006 Pro Football Weekly Defensive Rookie of the Year, 2006 Touchdown Club Rookie of the Year, 2006 AFC Defensive Player of the Week (13), 2006 NFL Defensive Rookie of the Month (Dec.).

PRO: Instinctive and physical linebacker who is one of the most productive and well-prepared defenders in the NFL...one of the league's top middle linebackers...was named the AP Defensive Rookie of the Year in 2006...joins DE Mario Williams as the only pair of defenders to start every game for the Texans since the 2006 season...has led the team in tackles in each of his three pro seasons and has topped 100 tackles every year...has 395 tackles in his three-year career and owns the franchise record with 310 career solo tackles...has 19 career double-digit tackle games...is tied for 10th in team history with 6.5 career sacks...also has two career interceptions, 18 passes defended, four forced fumbles and seven fumble recoveries...led the NFL with 126 solo tackles as a rookie and led all rookies with 156 tackles.

2008 (Houston 16/16): Started all 16 games at

linebacker...led the team with 112 tackles, including 86 solos...also forced two fumbles and recovered three fumbles...recorded eight solo tackles and four assists at Pittsburgh (9/7) and recovered a fumble in the second quarter and returned it for 41 yards to set up a score...posted 13 total tackles, including 10 solos, at Tennessee (9/21) and recovered his second fumble of the season in the first quarter and returned it six yards to set up a Kris Brown field goal...made his 300th career tackle in the second quarter...registered three solo tackles and defended one pass at Jacksonville (9/28)...totaled seven solo tackles vs. Indianapolis (10/5)...recorded four tackles and one pass defended vs. Miami (10/12)...posted five solo tackles vs. Detroit (10/19)...registered three total tackles vs. Cincinnati (10/26)...recorded four total tackles at Minnesota (11/2)...led the team with 11 solo tackles vs. Baltimore (11/9)...posted 11 tackles, five solos, at Indianapolis (11/16)...led the team with six total tackles at Cleveland (11/23) and recovered a fumble on Cleveland's opening drive...it was his third fumble recovery of the season and seventh of his career...posted five solo tackles and one assist on Monday Night Football vs. Jacksonville (12/1)...led the team with nine tackles, including seven solos, and also recorded his first sack of the season when he tackled Packers QB Aaron Rodgers for a nine-yard loss in the fourth quarter at Green Bay (12/7)...registered three tackles and caused his first fumble on the year when he

RYANS, DEMECO



stripped Titans TE Bo Scaife in the fourth quarter vs. Tennessee (12/14)...posted five total tackles and broke the franchise career solo tackle record in the fourth quarter with his 301st career solo stop at Oakland (12/21)...led the team with 10 tackles, eight solos, and posted one pass defense vs. Chicago (12/28).

2007 (Houston 16/16): Voted starter in the 2008 Pro Bowl at middle linebacker...earned AP All-Pro second team honors...named team MVP...led the team in tackles for the second year in a row...finished with eight total tackles, seven solo, recorded a forced fumble on special teams and made a special teams tackle vs. Kansas City (9/9)...registered a team-leading 13 total tackles, 10 solos, vs. Indianapolis (9/23)...made six total tackles at Atlanta (9/30) and registered his first sack of the season on QB Joey Harrington for a five-yard loss...tied for a team-high eight total tackles, seven solo vs. Miami (10/7)...registered his 200th career tackle in the game and recorded his second career fumble recovery...scored the first touchdown of his career vs. Tennessee (10/21) when he downed QB Kerry Collins early in the first quarter, stripped Collins and recovered the fumble for a 26-yard touchdown...in all, he had 11 total tackles (nine solo) and two fumble recoveries and became first player in Texans history to recovery two fumbles in a game...had a team-leading eight total tackles (seven solo) at San Diego (10/28)...recorded his second career interception when he picked off QB Josh McCown at Oakland (11/4) in the fourth quarter...finished with six total tackles, four solo...had a team-high 10 tackles, six solos, vs. New Orleans (11/18)...made 11 tackles, nine solos, at Cleveland (11/25)...recorded a season-high 14 total tackles and a season-high 11 solo stops at Tennessee (12/2).

2006 (Houston 16/16): Had an impressive rookie season with 16 straight starts...made an immediate impact in his first NFL game, registering 13 tackles and leading all tacklers vs. Philadelphia (9/10)...was the second leading tackler with 10 total tackles, one assisted vs. Washington (9/24)...led all Texans tacklers with eight total,

one assisted...had a half sack for 3.5 yards and a quarterback hurry vs. Miami (10/1)...finished with nine tackles, six solo...registered his first solo sack of his career at Dallas (10/15)...led all tacklers with 10 total, eight solo...registered his second-career sack at New York Giants (11/5)...registered 14 total tackles, including 13 solo tackles at New York Jets (11/26)...had his best game statistically at Oakland (12/3) as he led all tacklers in the game with 15 total tackles, 14 solo...also had one sack for eight yards, an interception for 16 yards, three passes defended, one fumble recovery and one forced fumble against the Raiders...it was the first time in Texans history that a defensive player has registered a sack, interception, fumble recovery and forced fumble in one game...named the AFC Defensive Player of the Week for his efforts...again led all tacklers in the game, this time with 14 tackles, eight solo vs. Tennessee (12/10)...totaled 10 total tackles, his fourth consecutive 10 plus tackle game at New England (12/17)...finished with double-digit tackles for the ninth game of his rookie season, with 10 total stops, seven solo vs. Cleveland (12/31).

COLLEGE: 2005 First-Team All-America (AP, Walter Camp, FWAA, AFCA, SI.COM)...2005 NCAA Top Eight Award...2005 SEC Defensive Player of the Year (Coaches, AP)...2005 Lott Trophy Winner...2006 Cotton Bowl Defensive MVP...started 37 career games...closed his career ranked fifth on the all-time tackle list with 307 career stops...as a senior led the team in tackles with 76 and 9.5 for loss...earned the Sylvester Croom Commitment to Excellence award following spring practice.

PERSONAL: Native of Bessemer, Ala....majored in business at Alabama...had over 135 tackles, 11 sacks, two caused fumbles and two interceptions his senior season at Jess Lanier High School (Ala.)...super all-state and academic all-state selection...named to *The Tuscaloosa News* Sweet Sixteen and *The Birmingham Post-Herald* Super Senior teams.



RYANS, DEMECO

Ryans' Career Stats

Year	Team	GP	GS	TACKLES					INTERCEPTIONS					FUMBLES			
				Tot	Solo	Asst	Sk	Yds	No	Yds	Lg	TD	PD	FF	FR	Yds	TD
2006	Hou	16	16	156	126	30	3.5	30.5	1	16	16	0	7	1	1	0	0
2007	Hou	16	16	127	98	29	2	18	1	1	1	0	7	1	3	26	1
2008	Hou	16	16	112	86	26	1	9	0	0	0	0	4	2	3	47	0
NFL Totals		48	48	395	310	85	6.5	57.5	2	17	16	0	18	4	7	73	1

Single Game Highs

Tackles

15 @ Oakland (12-3-06)
 14 @ Tennessee (12-2-07)
 14 vs. Tennessee (12-10-06)

Sacks

1, six times, most recent:
 1 @ Green Bay (12-7-08) A. Rodgers
 1 vs. Tennessee (10-21-07) K. Collins
 1 @ Atlanta (9-30-07) J. Harrington

Interceptions

1 @ Oakland (11-4-07) J. McCown
 1 @ Oakland (12-3-06) A. Brooks

Fumble Recoveries

2 vs. Tennessee (10-21-07)
 1, five times, most recent:
 1 @ Cleveland (11-23-08)
 1 @ Tennessee (9-21-08)

Forced Fumbles

1 @ Oakland (12-21-08)
 1 vs. Tennessee (12-14-08)
 1 vs. Tennessee (10-21-07)
 1 @ Oakland (12-3-06)





SCHAUB, MATT

Height: 6-5
 Weight: 234
 College: Virginia
 Hometown: West Chester, Pennsylvania
 6th NFL Season
 3rd with Texans
 Age as of Kickoff Weekend 2009: 28
 Acquired: T-'07 (ATL)
 2008 GP/GS: 11/11
 Career GP/GS: 60/24
 Teams: Atlanta, 2004-06; Houston, 2007-08



8

MATT SCHAUB QUARTERBACK

TRANSACTIONS: Selected by Atlanta Falcons in the third round (90th pick overall) of 2004 NFL draft...Signed by Falcons on July 28, 2004...Traded by Falcons to Houston Texans on March 22, 2007.

HONORS: 2008 AFC Offensive Player of the Week (14).

PRO: Accurate, strong-armed and smart quarterback...has gained a reputation as one of the most accurate signal callers in the game after completing 66.2 percent of his throws over the last two years...has started 22 games over the past two seasons with the Texans and has thrown for 5,284 yards, 24 touchdowns and 19 interceptions in two years as a starter...career totals include 6,317 passing yards, 30 touchdowns and 25 interceptions with a career passer rating of 86.2...already owns the Texans career record with five 300-yard games, including four in 2008...also holds the franchise record for career passer rating, with a mark of 90.3 since joining the club.

2008 (Houston 11/11): Started 11 games for the second consecutive year...missed one game due to illness and four because of a knee injury suffered against Minnesota...finished the season with a 6-5 record...threw for a career-high 3,043 yards and 15 touchdowns on 251-of-380 attempts...was sacked 23 times for 149 yards in

losses...also rushed for two touchdowns...set franchise records for quarterback rating (92.7) and 300-yard passing games (four)...had the fourth-best completion percentage in the NFL (66.1), was second in yards per pass attempt (8.01), fourth in passing yards per game (276.6) and his 92.7 passer rating was good for eighth in the league...threw for 202 yards on 25-of-33 passing with one touchdown and two interceptions at Pittsburgh (9/7) and also rushed for a touchdown late in the fourth quarter, the first of his career...passed for 188 yards on 17-of-37 passing with three interceptions at Tennessee (9/21)...completed 29-of-40 passes for 307 yards and three touchdowns at Jacksonville (9/28)...dressed but did not play because of illness vs. Indianapolis (10/5)...completed 22-of-42 pass attempts for 379 yards and one touchdown vs. Miami (10/12)...also ran the ball 4 times for 15 yards including the game-winning three-yard touchdown run with :07 left on the clock...touchdown run capped the second game-winning drive of his career, rallying the Texans from a 28-23 deficit to a 29-28 win...completed 26-of-31 pass attempts for 267 yards and two touchdowns vs. Detroit (10/19)...connected on 24-of-28 passes for 280 yards and three touchdowns vs. Cincinnati (10/26) and set a franchise record with a passer rating of 144.0...also completed a franchise-record 85.7 percent of his passes...started at quarterback and completed 11-of-16 passes for 139 yards before injuring his knee in the second

TEXANS

SCHAUB, MATT



quarter...was replaced by QB Sage Rosenfels after halftime...inactive for next three games...dressed but did not play vs. Jacksonville (12/1)...returned to action at Green Bay (12/7) and threw for a career-high and franchise-record 414 yards on 28-of-42 passing...led the third game-winning drive of his career and second of the season, guiding the Texans 75 yards in nine plays to set up K Kris Brown's game-winning 40-yard field goal...named AFC Offensive Player of the Week for his performance against the Packers...completed 23-of-39 attempts for 284 yards and a touchdown vs. Tennessee (12/14) and finished the day with a 90.1 QB rating...completed 19-of-36 pass attempts for 255 yards at Oakland (12/21)...completed 27-of-36 pass attempts for 328 yards and two touchdowns vs. Chicago (12/28)...went over 3,000 yards for the season and ended the year with a 92.7 QB rating.

2007 (Houston 11/11): Got his first chance to be an NFL starter...started 11 games...finished 192-of-289 for 2,241 yards and nine touchdown passes and nine interceptions and a quarterback rating of 87.3...missed portions of the season with a shoulder injury and concussion...was sacked 16 times for 126 yards...registered his first 300-yard game when he finished with 317 passing yards and a touchdown against Atlanta...had a season-high quarterback rating of 119.2 against Carolina...started his first game as a Texan vs. Kansas City (9/9)...finished 16-of-22 for 225 yards and a touchdown...connected with WR Andre Johnson midway through the second quarter for a 77-yard touchdown, the longest touchdown toss of his career...had a QB rating of 101.5...started at Carolina (9/16) and completed one of his best afternoons as a starter, finishing 20-of-28 for 227 yards and two touchdowns...after the Texans fell behind two scores, connected with WR Andre Johnson on a 31-yard touchdown...finished the game with a rating of 119.2, his best of the season...started vs. Indianapolis (9/23), finished the game 27-of-33 for 236 yards and a touchdown...completed his last 14 pass attempts, second-longest pass completion streak in team history...returned to Atlanta (9/30) against his former team and completed 28-of-

40 passes for a career-high 317 yards and one touchdown pass...the touchdown pass was his 150th career completion...finished with a 101.8 QB rating...started vs. Miami (10/7) and was 20-of-34 for 294 yards...led the Texans on his first-ever game-winning drive...with the ball spotted on the Texans three-yard line to start the drive, he led the offense on an eight-play, 59-yard drive over 1:32...drive set up a 57-yard field goal attempt by K Kris Brown for the win...finished with a QB rating of 74.9 and threw one interception...started at Jacksonville (10/14) and completed 19-of-31 passes for 259 yards...finished with a QB rating of 74.5...started vs. Tennessee (10/21) and was five-of-nine for 23 yards before leaving the game late in the first quarter with a knee injury...finished with a completion percentage of 55.5 and a QB rating of 60.9...was sacked twice for 19 yards...started at San Diego (10/28) and completed 11-of-18 passes for 77 yards before leaving the game in the second quarter with a head injury...threw two interceptions in the game and finished with his lowest QB rating of the season of 31.2...inactive due to injury at Oakland (11/4)...started vs. New Orleans (11/11) and finished 21-of-33 for 293 yards and two touchdowns...started the game by finding WR Andre Johnson for a 73-yard touchdown, the second-longest of his career...led the offense on two scoring drives in the fourth quarter, both resulting in field goals, to seal the victory...finished with a 63.6 completion percentage and a passer rating of 112.3, second-highest of the season...293 passing yards were third-highest of the season...started at Cleveland (11/25) and finished 22-of-36 for 256 yards and two touchdowns...got the Texans on the board in the first quarter connecting with WR Kevin Walter for a 17-yard touchdown...got the Texans on the board again late in the game when he found TE Owen Daniels for a six-yard touchdown...recorded his third multi-touchdown game of the season...threw two interceptions and was sacked twice for 19 yards...finished with a quarterback rating of 78.0...started at Tennessee (12/2) but left the game in the first quarter with a left shoulder injury...before his departure, he went three-of-five for 34 yards, with a long pass of 19 yards to TE Owen Daniels



TECHNICAL SCHAUB, MATT

on the Texans opening touchdown drive...inactive due to shoulder injury vs. Tampa Bay (12/9) and Denver (12/13)...served as the third quarterback at Indianapolis (12/23) and vs. Jacksonville (12/30).

2006 (Atlanta 16/0): Played in all 16 games for the second consecutive season as the primary backup to starting QB Michael Vick...threw for 208 yards on 18-of-27 passing with one touchdown and two interceptions on the year...completed three-of-five pass attempts for 33 yards and one interception vs. Dallas (12/16)...saw his most extensive action of the year in the season finale at Philadelphia (12/31), completing 15-of-21 passes for 175 yards with one touchdown and one interception...finished that game with a 92.4 passer rating.

2005 (Atlanta 16/1): Played in all 16 games with one start, completing 33-of-64 passes for 495 yards with four touchdowns and no interceptions on the season...also rushed nine times for 76 yards (8.4 avg.)...played in fourth quarter at Seattle (9/18) and converted a two-point conversion to TE Alge Crumpler...entered the contest vs. Minnesota (10/2) in the second quarter and completed five-of-14 passes for 39 yards...made second career start vs. New England (10/9) and completed 18-of-34 passes for 298 yards with three touchdowns...finished the game with a 112.1 passer rating...led fourth quarter comeback from 15-point deficit to tie the game at 28 with four minutes remaining...saw action in the fourth quarter vs. New Orleans (12/12) and completed one-of-two passes, which set up a K Todd Peterson field goal...played in the second half vs. Carolina (1/1/06) and completed nine-of-13 passes for 110 yards with one touchdown.

2004 (Atlanta 6/1): Saw action in six games with one start as a rookie and served as a backup to Vick the remaining 10 games...completed 33-of-70 passes for 330 yards with one touchdown and four interceptions...saw the first NFL action of his career in relief in the fourth quarter and con-

nected on two-of-four passes for nine yards at Kansas City (10/24)...entered in the fourth quarter and was zero-for-two with one interception at Tampa Bay (11/14)...made his first NFL start and completed 17-of-41 passes for 188 yards with two interceptions at New Orleans (11/28)...also rushed four times for 21 yards...the 188 yards were the second-most passing yards by a Falcons rookie quarterback in their first ever start...filled in as a sub in the second quarter and completed 14-of-22 passes for 132 yards with one touchdown and one interception at Seattle (1/2/05).

COLLEGE: Holds Virginia career records for pass completions (716), attempts (1,069), passing yards (7,502), total offense yards (7,560), touchdown passes (56), 300-yard passing games (eight) and 200-yard passing games (20)...2003 Heisman Trophy candidate after being named the 2002 Atlantic Coast Conference Player of the Year...completed 66.9% of his passes during his career, the second-best mark in NCAA Division I-A history, topped only by Tim Couch of Kentucky (67.15%, 1996-98)...completed 281-of-403 passes for 2,952 yards, 18 touchdowns and 10 interceptions as a senior...All-ACC first-team selection, adding ACC Player of the Year and Offensive Player of the Year honors, as a junior.

PERSONAL: Lettered in football, baseball and basketball at East High School in his hometown of West Chester, Pa....completed 277-of-544 passes for 3,990 yards and 35 touchdowns during his career as he set school records for pass attempts, completions, yards per game and total yards for the Vikings...three-year starting forward on the basketball team and a three-year letterman in baseball, starting as a pitcher, shortstop and third baseman...participated in the Atlanta Falcons Coaches Academy in addition to various charity golf tournaments and community outreach programs in 2004...married to Laurie...born Matthew Rutledge Schaub in West Chester, Pa.

SCHAUB, MATT



Schaub's Career Statistics

Year	Team	GP	GS	Att	Cmp	Pct	Yds	Yd/Att	TD	Int	Lg	Sk	Lst	Rate
2004	Atl	6	1	70	33	47.1	330	4.7	1	4	59	4	14	42
2005	Atl	16	1	64	33	51.6	495	7.7	4	0	53	6	27	98.1
2006	Atl	16	0	27	18	66.7	208	7.7	1	2	47	2	8	71.2
2007	Hou	11	11	289	192	66.4	2,241	7.8	9	9	77t	16	126	87.2
2008	Hou	11	11	380	251	66.1	3,043	8.0	15	10	65	23	149	92.7
NFL Totals		60	24	830	527	63.5	6,317	7.6	30	25	77t	51	324	86.2

Single Game Highs

Passing Yards

414 @ Green Bay (28 completions, 12-7-08)

379 vs. Miami (22 completions, 10-12-08)

328 vs. Chicago (27 completions, 12-28-08)

Passing Attempts

42 @ Green Bay (12-7-08)

42 vs. Miami (10-12-08)

41 @ New Orleans (11-28-04)

Completions

29 @ Jacksonville (9-28-08)

28 @ Green Bay (12-7-08)

28 @ Atlanta (9-30-07)

Touchdown Passes

3 vs. Cincinnati (10-26-08)

3 vs. Jacksonville (9-28-08)

3 vs. New England (10-9-05)

Passer Rating

144.0 vs. Cincinnati (10-26-08)

124.1 vs. Detroit (10-19-08)

121.1 vs. Chicago (12-28-08)

Longest Pass

77t vs. Kansas City (9-9-07)

73t vs. New Orleans (11-18-07)

65 @ Oakland (12-21-08)

65 vs. Tennessee (12-14-08)

Longest Touchdown Pass

77t vs. Kansas City (9-9-07) A. Johnson

73t vs. New Orleans (11-18-07) A. Johnson

58t @ Green Bay (12-7-08) K. Walter

Interceptions

3 @ Tennessee (9-21-08)

2, six times, most recent:

2 vs. Miami (10-12-08)

2 @ Pittsburgh (9-7-08)

Rushing Yards

56 vs. Minnesota (4 rushes, 10-2-05)

24 @ Jacksonville (5 rushes, 9-28-08)

21 @ Philadelphia (2 rushes, 12-31-06)

21 @ New Orleans (4 rushes, 12-26-04)

Rushing Attempts

5 @ Jacksonville (24 yards, 9-28-08)

5 @ Atlanta (19 yards, 9-30-07)

4, seven times, most recent:

4 vs. Chicago (-3 yards, 12-28-08)

Long

23 vs. Minnesota (12-2-05)

19 @ Philadelphia (12-31-06)

12 @ Atlanta (9-30-07)


Touchdowns (Rush)

1 vs. Miami (10-12-08)

1 vs. Pittsburgh (9-7-08)

Additional Statistics

Fumbles/Lost: 20/8 total; 2004 – 1/0, 2005 – 1/1, 2007 – 7/3, 2008 – 10/4.





TEXANS

SIMMONS, MARK

Height: 5-10
 Weight: 185
 College: Kansas
 Hometown: DeSoto, Texas
 1st NFL Season
 2nd with Texans
 Age as of Kickoff Weekend 2009: 25
 Acquired: FA-'08
 2008 GP/GS: 0/0
 Career GP/GS: 0/0
 Teams: San Diego, 2007; Houston, 2008



13 MARK SIMMONS

WIDE RECEIVER

TRANSACTIONS: Signed as an undrafted free agent by San Diego Chargers on May 8, 2006...Waived by Chargers on August 28, 2006...Re-signed by Chargers on April 16, 2007...Released by Chargers on September 1, 2007...Signed to the Chargers practice squad on September 26, 2007...Released by Chargers on November 14, 2007....Signed by Houston Texans on May 22, 2008.

PRO: Young receiver has yet to see game action...standout receiver in college...will compete for a spot on the active roster this season after spending the 2008 season on the Texans practice squad.

2008 (Houston 0/0): Spent the entire season on the Texans practice squad.

2007 (San Diego 0/0): Member of the Chargers practice squad the majority of the season....

released from the practice squad on November 14, 2007.

2006: Not on an NFL roster.

COLLEGE: Honorable mention All-Big 12 as a senior at Kansas...all-time leader for the Jayhawks with 155 career catches for 2,161 yards and 16 touchdowns...started 11 games as a junior...finished with 48 receptions, second on the team...also second on the team with 553 yards...led the team with 769 yards and seven touchdowns as a sophomore...economics major.

PERSONAL: Attended DeSoto High School in DeSoto, Texas...caught 40 passes for 688 yards and eight touchdowns as a senior...two time all district selection...won conference championship his junior and senior season...honor student.



SLATON, STEVE

Height: 5-9
 Weight: 215
 College: West Virginia
 Hometown: Levittown, Pennsylvania
 2nd NFL Season
 2nd with Texans
 Age as of Kickoff Weekend 2009: 23
 Acquired: D3b-'08
 2008 GP/GS: 16/15
 Career GP/GS: 16/15
 Teams: Houston, 2008



20 STEVE SLATON RUNNING BACK

TRANSACTIONS: Selected by Houston Texans in third round (89th pick overall) of 2008 NFL Draft... Signed by Texans on July 22, 2008.

HONORS: 2008 AFC Offensive Player of the Week (13), 2008 AFC Offensive Rookie of the Month (December), Houston Texans 2008 Rookie of the Year.

PRO: Speedy young runner who possesses a tremendous burst and surprising strength... took over the starting role two games into his rookie season and never looked back, starting 15 games in 2008...set the franchise single-season rushing record with 1,282 yards...rushing total led all rookie running backs in 2008...has five career 100-yard games.

2008 (Houston 16/15): Started in 15-of-16 games played as a rookie...led all rookie running backs with a franchise-record 1,282 yards...also scored nine rushing touchdowns...caught 50 passes for 371 yards and one touchdown...led the AFC with 1,659 total yards from scrimmage...led all running backs in fourth-quarter rushing, gaining 464 of his 1,282 yards in the final period...topped the 100-yard mark five times...made his NFL debut and carried the ball 13 times for 43 yards with a long of 14 at Pittsburgh (9/7)...caught three passes for six yards...started at RB for the first time in his career at Tennessee (9/21) and had 18 carries for 116 yards and one

touchdown...ripped off a 50-yard run in the first quarter that set up a K Kris Brown field goal...posted the first 100-yard game of his career...started and rushed 10 times for 33 yards and caught eight passes for 83 yards, including a 30-yard touchdown catch in the second quarter, at Jacksonville (9/28)...started and ran for 93 yards and two touchdowns on 16 attempts vs. Indianapolis (10/5)...his two rushing touchdowns were the first by a Texans rookie in a game since RB Domanick Williams did so against the Colts on 12/28/03...rushed 15 times for 58 yards and caught one pass for three yards vs. Miami (10/12)...ran for 80 yards on 17 carries, including a one-yard touchdown in the second quarter, vs. Detroit (10/19)...carried the ball 15 times for 53 yards vs. Cincinnati (10/26) and scored his fifth rushing touchdown of the season when he scored from 20 yards out in the fourth quarter...ran for 62 yards on 16 carries and caught eight passes for 56 yards at Minnesota (11/2)...carried the ball four times for seven yards and caught two passes for 17 yards vs. Baltimore (11/9)...ran for a Texans rookie-record 156 yards on 14 carries at Indianapolis (11/16), including a career-long 71-yard touchdown run...his 71-yard rush was the longest run from scrimmage in Texans history, bettering RB Domanick Williams' 51-yard run at Cincinnati on 11/9/03...156 yards rushing were the second-highest in franchise history, trailing only Williams' 158-yard day at Jacksonville on 12/26/04...averaged 11.1 yards per carry,

SLATON, STEVE



which was the highest single-game average in Texans history, bettering the previous high of 8.6 yards per carry by RB Darius Walker vs. Jacksonville on 12/30/07...rushed for 73 yards on 21 carries at Cleveland (11/23)...ran for 130 yards and two touchdowns on 21 carries and caught two passes for 52 yards on Monday Night Football vs. Jacksonville (12/1)...it was his third 100-yard performance of the season...rushing touchdowns were his eighth and ninth overall this season, which set a Texans franchise rookie record...his 46-yard reception was the longest of his career...rushed for 120 yards on 26 carries and caught three passes for 40 yards at Green Bay (12/7)...went over 1,000 yards for the season with a five-yard gain in the third quarter...became the second Texan to run for over 1,000 yards in a season and registered the third 1,000-yard season in team history...finished the day with 100 yards on 24 carries vs. Tennessee (12/14)...broke the team rookie rushing record in the game and established another team record with his fifth 100-yard rushing day this season...became the first Texans running back to have three consecutive 100-yard rushing games in a season...ran for 66 yards on 18 carries at Oakland (12/21)...surpassed the previous franchise single-season rushing record of 1,188 yards during the game...ran the ball 20 times for 92 yards and one touchdown and also caught five passes for 36 yards vs. Chicago (12/28)...finished the season as the NFL's leading rookie rusher and also set the Texans single-season rushing record with 1,282 yards.

COLLEGE: Rushed for 3,923 yards during his career at West Virginia, ranking third on the school's all-time record list and third in Big East history...set the WVU career record for rushing touchdowns with 50...664 rushing attempts were third-most in school history...second-team All-Big East choice as a junior in 2007 when he rushed for 1,051 yards and 17 touchdowns on 211 carries...17 touchdowns rushing in both 2005 and 2007 tied for third on the school's season-

record list...was a first-team All-American selection as a sophomore in 2006 by the American Football Coaches Association, Football Writers Association, Walter Camp, The Sporting News and Associated Press, and added second-team honors from The NFL Draft Report and Rivals.com...finished fourth in the voting for the Heisman Trophy and was a Maxwell Award semifinalist...selected by the Philadelphia Sports Writers as the Amateur Athlete of the Year...named the team's Most Valuable Player...finalist for the Doak Walker Award, given to the nation's top running back...All-Big East Conference first-team pick...1,774 yards rushing in 2006 set a school season-record, topping the old mark of 1,710 yards by Cobourne in 2002...freshman All-American first-team choice in 2005 by Rivals.com and a second-team pick by The Sporting News...second-team All-Big East Conference selection and named the league's Rookie of the Year...rushed for 1,128 yards on 205 carries, including 17 touchdowns...ran for a Sugar Bowl-record 204 yards vs. Georgia in the 2006 game, the second-highest total by a player in a BCS bowl game.

PERSONAL: Attended Conwell-Egan (Levittown, Pa.) Catholic High School...made the varsity football team as a freshman, going on to earn All-Conference honors in each of his four seasons on the gridiron...named the Most Valuable Player of the Philadelphia Catholic League and was chosen All-Area by most of the local news services, in addition to adding All-State accolades as a junior and senior...rushed for 1,836 yards and 26 touchdowns to lead the team to a 10-3 record as a senior...added 1,626 yards with 19 scores on offense and broke up six passes while intercepting two others as a defensive back during his junior campaign...rushed for more than 6,000 yards and 73 touchdowns, setting five school records in his career...also excelled on the school's track team...Athletic Coaching Education major.



SLATON, STEVE

Slaton's Career Stats

Year	Team	G	GS	Rush	Yds	Avg	Lg	TD	Rec	Yds	Avg	Lg	TD
2008	Hou	16	15	268	1,282	4.8	71t	9	50	377	7.5	46	1
NFL Totals		16	15	268	1,282	4.8	71t	9	50	377	7.5	46	1

Single Game Highs

Rushes

26 @ Green Bay (120 yards, 12-7-08)
 24 vs. Tennessee (100 yards, 12-14-08)
 21 @ Cleveland (73 yards, 11-23-08)
 21 vs. Jacksonville (130 yards, 12-1-08)

Rushing Yards

156 @ Indianapolis (14 rushes, 11-16-08)
 130 vs. Jacksonville (21 rushes, 12-1-08)
 120 @ Green Bay (26 rushes, 12-7-08)

Rushing Average

11.0 @ Indianapolis (14 for 156, 11-16-08)
 6.4 @ Tennessee (18 for 116, 9-21-08)
 6.2 vs. Jacksonville (26 for 120, 12-1-08)

Rushing Long

71t @ Indianapolis (11-16-08)
 50 @ Tennessee (9-21-08)
 47 vs. Chicago (12-28-08)

Rushing Touchdowns

2 vs. Indianapolis (10-5-08)
 2 vs. Jacksonville (12-1-08)
 1, five times, most recent:
 1 vs. Chicago (12-28-08)

Receptions

8 @ Jacksonville (83 yards, 9-28-08)
 8 @ Minnesota (56 yards, 11-2-08)
 5 vs. Chicago (36 yards, 12-28-08)
 5 @ Oakland (36 yards, 12-21-08)

Receiving Yards

83 @ Jacksonville (8 receptions, 9-28-08)
 56 @ Minnesota (8 receptions, 11-2-08)
 52 vs. Jacksonville (2 receptions, 12-1-08)

Receiving Long

46 vs. Jacksonville (12-1-08)
 30t @ Jacksonville (9-28-08)
 22 @ Minnesota (11-2-08)

Receiving Touchdowns

1 @ Jacksonville (9-28-08)

Additional Statistics

100-yard rushing games – 5 total: 2008 – 5.
 Fumbles/Lost: 3/2 total: 2008 – 3/2.



SMITH, ANTONIO

Height: 6-4
 Weight: 285
 College: Oklahoma State
 Hometown: Oklahoma City, Oklahoma
 6th NFL Season
 1st with Texans
 Age as of Kickoff Weekend 2008: 27
 Acquired: UFA, 2009
 2008 GP/GS: 16/10
 Career GP/GS: 61/39
 Teams: Arizona, 2004-08



94 ANTONIO SMITH

DEFENSIVE END

TRANSACTIONS: Selected by the Arizona Cardinals in the fifth round (135th overall) of the 2004 NFL Draft...Signed by Cardinals on July 27, 2004...released by Cardinals on September 5, 2004...Re-signed by Cardinals to practice squad on September 6, 2004...Signed by Cardinals to active roster on December 15, 2004...Assigned by Cardinals to Hamburg Sea Devils in 2005 NFL Europe enhancement allocation program on February 14, 2005...Released by Cardinals on September 4, 2005...Re-signed by Cardinals to practice squad on September 8, 2005...Signed by Cardinals to active roster on October 6, 2005...Re-signed with Cardinals on April 5, 2007...Re-signed with Cardinals on April 3, 2008...Signed by the Houston Texans on March 1, 2009.

PRO: The Cardinals fifth-round pick in the 2004 NFL Draft (135th overall), Smith spent the first 13 games of the 2004 season as a member of the practice squad and was signed to the active roster on 12/15/04 where he saw action in two of the final three games of the season...spent the spring of 2005 with the Hamburg Sea Devils of NFL Europe, starting nine-of-10 games and finished with six sacks, 28 tackles and a forced fumble while earning all-NFL Europe honors at season's end...re-signed with the Cardinals as a restricted free agent on 4/4/07, agreeing to a one-year contract...signed a one-year tender offer from Arizona on 4/3/08.

2008 (Arizona 16/10): Started 10 regular-season games and three playoff games for the NFC Champion Cardinals, including Super Bowl XLII...finished with 41 total tackles, including 31 solo stops, and 3.5 sacks...forced two fumbles and recovered three...started at LDE in the season opener at San Francisco (9/7) and registered one tackle...started vs. Miami (9/14)...started at Washington (9/21) and made two tackles (one solo)...started at the New York Jets (9/28) and notched four solo tackles...registered one solo stop vs. Buffalo (10/5)...started vs. Dallas (10/12) and recorded four solo tackles...started at Carolina (10/26) and made three tackles (two solos)...recorded two solo tackles, both behind the line of scrimmage, at St. Louis (11/2)...started vs. San Francisco (11/9)...recorded three solo tackles and his first sack of the season for an eight-yard loss at Seattle (11/16)...started and recorded two solo tackles vs. the New York Giants (11/23)...recorded four solo tackles, including two solos, and a half sack at Philadelphia (11/27)...recorded three tackles, including one solo, vs. St. Louis (12/7)...started and recorded a season-high five solo tackles and one sack vs. Minnesota (12/14)...started and recorded four tackles (one solo) at New England (12/21)...recorded three solo tackles and a sack in playoff-clinching win vs. Seattle (12/28)...recorded three solo tackles and a sack in NFC Wild Card Playoff victory over Atlanta (1/3/09)...started and recorded two solo tackles and a sack in NFC Divisional Playoff vic-

tory at Carolina (1/10/09)...started and recorded one solo tackle in NFC Championship Game victory over Philadelphia (1/18/09)...started and notched two tackles, including one solo, in Super Bowl XLII vs. Pittsburgh (2/1/09).

2007 (Arizona 16/13): Had a career-year starting 13 of 16 games played and registering a career-high 60 tackles and 5.5 sacks while finishing tied for third in the NFL in defensive fumble recoveries (3)...recovered second quarter Alex Smith fumble at 49ers 36-yard line to set up touchdown to put Cards up 10-7 in the season opener at San Francisco (9/10)...led team with one sack and one quarterback hit in the home opener vs. Sea (9/16)...tied season-highs with seven total tackles and five unassisted tackles as well as recorded one sack and one tackle for loss vs. Pit (9/30); helped hold Willie Parker, the NFL's leading rusher heading into the game, to just 37 yards on 19 carries...recorded one quarterback hit and one sack vs. Carolina (10/14) to set a new single-season career-high with 3.5 sacks in six games...totaled one forced fumble, two quarterback hits and recovered a fumble and advanced it to the Arizona 49 yard-line in the 3rd quarter that led to Cards touchdown to go up 24-7 vs. Detroit (11/11); helped hold Lions to -18 rushing yards, which is the lowest total in the modern era...recovered first quarter fumble that led to Cards touchdown to go up 14-0 as well as one quarterback pressure and one quarterback hit vs. Cle (12/2)...led defensive line with five tackles, one quarterback pressure, two quarterback hits and one sack vs. Atlanta (12/23).

2006 (Arizona 16/8): Appeared in all 16 games (8 starts) for the first time in his career while also recording a career high in tackles (29)...collected one tackle and recovered his first career fumble, by Marc Bulger, late in the fourth quarter vs. St. Louis (9/24)...collected four tackles while registering his first sack of the season when he corralled Michael Vick on a third-and-eight play in the second quarter @ Atlanta (10/1)...received his first start of the season at defensive tackle, collected two tackles and two QB pressures vs. Chicago (10/16)...collected three tackles, a half

sack and a quarterback pressure @ St. Louis (12/3)...had four tackles, one sack and a QB pressure vs. Seattle (12/10)...collected five tackles, two tackles for a loss and a fumble recovery which he picked up and ran back four yards for a TD to pull the Cardinals to within three points in the second quarter vs. Denver (12/17).

2005 (Arizona 11/8): Released by the Cardinals during the final roster cut on 9/3 after spending training camp with the team and was re-signed to the practice squad on 9/8 where he spent the first four weeks of the season...recorded his first career start @ Detroit (11/13) as injuries decimated the defensive line; recorded three tackles including one for a loss...recorded two tackles and forced a fumble vs. Jacksonville (11/27)...recorded his first two career sacks @ Houston (12/18) bringing down QB David Carr while also adding one tackle...sacked Colts QB Jim Sorgi for his third sack of the season @ Indianapolis (1/1).

2004 (Arizona 2/0): Signed to the 53-man active roster on 12/15 after spending the first 13 weeks as a member of the practice squad...saw action on defense in his first game on the active roster vs. St. Louis (12/19) and @ Seattle (12/26) and recorded one QB pressure...deactivated for the season finale vs. Tampa Bay (1/2).

COLLEGE: Two-year starter at Oklahoma State after transferring from Northeastern Oklahoma A&M College...though his senior season was shortened by a leg injury, still managed to record two-year totals of 60 tackles (30 solos), 8.5 sacks, seven quarterback pressures and three pass deflections in 24 games.

PERSONAL: Full name Antonio DeShonta Smith...attended John Marshall (Oklahoma City, OK) High School where he was named all-city and honorable mention all-state as a senior...did not begin playing football until ninth grade at the urging of a friend...also lettered in track and earned all-city recognition in shot put...education major at Oklahoma State.



SMITH, ANTONIO

Smith's Career Statistics

Year	Team	GP	GS	TACKLES					INTERCEPTIONS					FUMBLES			
				Tot	Solo	Asst	Sk	Yds	No	Yds	Lg	TD	PD	FF	FR	Yds	TD
2004	Ari	2	0	0	0	0	0	0.0	0	0	0	0	0	0	0	0	0
2005	Ari	11	8	16	16	0	3.0	16.0	0	0	0	0	0	0	0	0	0
2006	Ari	16	8	25	15	10	2.5	9.0	0	0	0	0	0	0	2	4	1
2007	Ari	16	13	44	37	7	5.5	35.0	0	0	0	0	0	1	3	10	0
2008	Ari	16	10	41	31	10	3.5	24.0	0	0	0	0	0	2	3	16	0
NFL Totals		61	39	126	99	27	14.5	84.0	0	0	0	0	0	3	8	30	1

Single Game Highs

Tackles

6 @ Baltimore (9-23-07)

5 vs. Denver (12-17-06)

5 vs. Minnesota (12-14-08)

Sacks

2.0 @ Houston (12-18-05) D. Carr

1, 11 times, most recent:

1 vs. Seattle (12-28-08) S. Wallace

1 vs. Minnesota (12-14-08) T. Jackson

1 @ Seattle (11-16-08) M. Hasselbeck

Forced Fumbles

1, Three times: most recent:

1 vs. Seattle (12-28-08)

1 @ Seattle (11-16-08)

1 vs. Detroit (11-11-07)

Fumble Recoveries

1, Eight times: most recent:

1 vs. Dallas (10-12-08)

1 vs. Buffalo (10-5-08)

1 @ San Francisco (9-7-08)

Touchdowns

1 vs. Denver (4-yard FR, 12-17-06)





STENAVICH, ADAM

Height: 6-4
 Weight: 308
 College: Michigan
 Hometown: Marshfield, Wisconsin
 1st NFL Season
 2nd with Texans
 Age as of Kickoff Weekend 2009: 26
 Acquired: FA, 2008
 2008 GP/GS: 0/0
 Career GP/GS: 0/0
 Teams: Carolina 2006; Green Bay 2006;
 Houston 2008



79 ADAM STENAVICH TACKLE

TRANSACTIONS: Signed by Carolina Panthers as an undrafted free agent on May 5, 2006...Released by Panthers on August 30, 2006...Signed to the practice squad by Green Bay Packers on November 22, 2006...Released by Packers on September 1, 2007...Signed by Dallas Cowboys on May 14, 2008...Released by Cowboys on August 29, 2008...Signed to the practice squad by the Houston Texans on September 1, 2008...signed by Texans to a future contract on January 5, 2009.

PRO: Spent the 2008 season on the Texans practice squad...looking to make an NFL roster for the first time in his career...worked last season at tackle for the first time as a professional.

2008 (Houston 0/0): Spent training camp with the Dallas Cowboys...was signed to the Texans practice squad...spent the entire season on the practice squad.

2007: Allocated to NFL Europe in the spring by Green Bay and played with the Amsterdam Admirals...spent training camp with the Green Bay Packers...out of football.

2006 (Carolina and Green Bay 0/0): Originally

signed with the Carolina Panthers as a rookie free agent, but was released in the team's final roster reduction...signed to Green Bay's practice squad (11/22) where he spent the remaining six weeks.

COLLEGE: A two-time All-Big Ten first-team selection as a four-year letterman at Michigan...played in 44 games with 39 starts as a three-year starter at left tackle...winner of the Hugh R. Radner Award as Michigan's top offensive lineman as senior...played in 12 games with 11 starts as a junior earning first-team All-Big Ten Conference selection by coaches...started every game as a sophomore and saw action in seven games with three starts as a freshman...earned second-team Freshman All-America honors from The Sporting News.

PERSONAL: Earned all-state first-team honors at offensive and defensive tackle as a senior at Marshfield High School (WI)...a three-year letterman in baseball, earning all-state and all-conference honors at first base as a senior...played two years of varsity basketball...earned a bachelor of arts in history at Michigan...interned in Spring 2009 with the Houston Astros in their game operations department.



STUDDARD, KASEY

Height: 6-3
Weight: 306
College: Texas
Hometown: Lone Tree, Colorado
3rd NFL Season
3rd with Texans
Age as of Kickoff Weekend 2009: 25
Acquired: D6-'07
2008 GP/GS: 2/0
Career GP/GS: 5/0
Teams: Houston, 2007-08



64 KASEY STUDDARD GUARD

TRANSACTIONS: Selected by Houston Texans in sixth round (183rd overall) of 2007 NFL draft... Signed by Texans on July 23, 2007.

PRO: Aggressive offensive lineman with a low center of gravity that is ideal at his guard position...uses leverage to his advantage...appeared in three games as a rookie...saw his first action on the offensive line at Tennessee (12/2) when he filled in for G Fred Weary.

2008 (Houston 2/0): Played in two games...contributed on special teams...inactive for the first 14 games of the year...made his 2008 debut at Oakland (12/21) and played on special teams...played on special teams vs. Chicago (12/28).

2007 (Houston 3/0): Played in three games as a rookie...made his NFL debut at Atlanta (9/30) when he played on kick protection...played at right guard when starter Fred Weary went down with a broken leg at Tennessee (12/2)...saw action against Tampa Bay (12/9) on special teams and was in a rotation at right guard with Mike Brisiel.

Studdard's Career Statistics

Games/ Starts: 2007: 3/0, 2008: 2/0 Total: 5/0

COLLEGE: Started his last 38 games at the left guard position for Texas...three-time All-Big 12 selection and earned first-team all-conference honors as a senior...team captain as a senior...helped Texas win the national championship as a junior in 2005...helped the Longhorns offense become one of the most explosive in the country, averaging over 40 points and 455 yards per game in his three years as a starter...graduated with a liberal arts degree in youth and community studies.

PERSONAL: Attended Highland Ranch High School in Lone Tree, Colo., and was a four year starter on the offensive and defensive lines...earned first-team all-state, all-county and all-district honors as a junior and a senior...father, Dave, played offensive tackle at Texas (1975-77) and for the Denver Broncos for ten seasons (1979-88)...uncle, Les, played offensive tackle for the Longhorns (1978-80) and center for the Kansas City Chiefs in 1982...born Kasey Whitfield Studdard in Denver, Colorado.



THOMPSON, CHAUN

Height: 6-2
Weight: 243
College: West Texas A&M
Hometown: Mount Pleasant, Texas
7th NFL Season
2nd with Texans
Age as of Kickoff Weekend 2009: 29
Acquired: UFA-'08 (CLE)
2008 GP/GS: 15/0
Career GP/GS: 95/30
Teams: Cleveland, 2003-07; Houston, 2008



51 CHAUN THOMPSON LINEBACKER

TRANSACTIONS: Selected by Cleveland Browns in second round (52nd pick overall) of 2003 NFL Draft...Signed by Browns on July 30, 2003...Signed by Houston Texans on March 14, 2008.

PRO: Physical veteran linebacker who joined the Texans as a free agent in the 2008 offseason after spending the first five years of his career in Cleveland...has appeared in 95 contests with 30 starts in his career and has played in all but one game over six seasons...career totals include 246 tackles, including 142 solos, 11.5 sacks, 11 passes defended, two forced fumbles and two fumble recoveries.

2008 (Houston 15/0): Played in 15 games in his first season as a Texan and posted five total tackles but got most of his action on special teams, where he recorded eight tackles...made his Texans debut and played on special teams at Pittsburgh (9/7)...played at linebacker and posted two solo tackles and one assist at Tennessee (9/21) and also played on special teams...played at linebacker and on special teams at Jacksonville (9/28) and registered two solo tackles to go along with two quarterback hurries...totaled two assists on special teams vs. Indianapolis (10/5)...contributed on special teams vs. Miami (10/12)...posted one assist on special teams vs. Detroit (10/19)...played at linebacker and on special teams vs. Cincinnati (10/26), registering one special teams tackle and one quarterback

hurry...played on special teams at Minnesota (11/2)...inactive vs. Baltimore (11/9), snapping a streak of 89 consecutive games played...recorded one tackle and one assist on special teams at Indianapolis (11/16)...played at linebacker and had one quarterback hurry against his old team at Cleveland (11/23)...recovered an onside in the third quarter on Monday Night Football vs. Jacksonville (12/1)...it was his first career kickoff return...played on special teams at Green Bay (12/7)...played on special teams vs. Tennessee (12/14)...played on special teams and made one tackle at Oakland (12/21)...played on special teams and registered one tackle vs. Chicago (12/28).

2007 (Cleveland 16/0): Saw action in all 16 games for the fifth consecutive season...finished the year with 19 tackles, including 10 solos, one sack and two passes defended...registered one tackle and a half sack for a one-yard loss vs. Pittsburgh (9/9)...registered four tackles, including one solo stop, and one special teams tackle vs. Cincinnati (9/16)...recorded four tackles, including two solos, and two special teams stops at Oakland (9/23)...played at LB and made a season-high three special teams tackles at Baltimore (11/18)...made one pass defended and played on special teams at Arizona (12/2)...made two tackles, including one solo, and a half sack for a four-yard loss along with one special teams tackle at the New York Jets (12/9)...made

THOMPSON, CHAUN



three tackles, including two solos, one pass defended and two special teams tackles vs. Buffalo (12/16)...made two solo tackles and added one special teams stop vs. San Francisco (12/30).

2006 (Cleveland 16/2): Appeared in all 16 games, starting two contests...totaled 36 tackles, including 19 solo, and two sacks for losses of 13 yards...recorded a career-high 17 tackles vs. Tampa Bay (12/24)...key contributor on special teams with 10 tackles...finished with one sack for a three-yard loss and made one special teams tackle vs. the New York Jets (10/29)...started at WLB and led the team with a career-high 17 tackles, including seven solos, and made one special teams tackle vs. Tampa Bay (12/24).

2005 (Cleveland 16/15): Played in all 16 regular season games, starting the last 15 at ROLB, and made a career-high 102 tackles and five sacks...ranked third on the team in tackles and tied for the team lead in sacks...also added three passes defended and two forced fumbles...totaled six tackles, one sack, a forced fumble and one pass defended vs. Cincinnati (9/11) and made two special teams tackles...started and recorded five tackles, one sack for a three-yard loss and a fumble recovery vs. Chicago (10/9)...started and finished second on the team with nine tackles and one sack for a 10-yard loss vs. Baltimore (1/1/06).

2004 (Cleveland 16/13): Played in all 16 games, including 13 starts at strongside linebacker...finished with 80 tackles, including 41 solo, 2.5 sacks

for 15.5 yards, five passes defended and one fumble recovery...made his first career start in the season opener vs. Baltimore (9/12) and made one tackle...recorded his first career sack for a five-yard loss vs. Pittsburgh (11/14)...made a career-high 1.5 sacks for 10 yards in losses vs. the New York Jets (11/21).

2003 (Cleveland 16/0): Appeared in all 16 regular season games as a rookie and ranked fifth on the club with 11 special teams tackles...also contributed four tackles, including three solos, in the base defense...made his NFL debut and had two special teams tackles vs. Indianapolis (9/7)...saw his first action at LB at San Francisco (9/21) and recorded a season-high two tackles.

COLLEGE: Finished his career with 358 tackles, 172 solo, eight sacks for 76 yards, 40 tackles for loss, three fumble recoveries, two forced fumbles, three interceptions and nine passes defended in 44 games at West Texas A&M...registered at least 100 tackles his last three seasons...All-Lone Star Conference first-team choice and named Southern Division Linebacker of the Year...finished work in the spring of 2005 and received his bachelor of science degree in sports exercise and science.

PERSONAL: Attended Mt. Pleasant (Texas) High, earning all-district, All-East Texas and all-state honors as a punter...added all-district honors as a DB and TE...also lettered in basketball and track...he and his wife, Faith, have a daughter, Charish Cali, and he also has a son, Ka Maury.

Thompson's Career Stats

Year	Team	GP	GS	TACKLES					INTERCEPTIONS					FUMBLES			
				Tot	Solo	Asst	Sk	Yds	No	Yds	Lg	TD	PD	FF	FR	Yds	TD
2003	Cle	16	0	4	4	0	0	0	0	0	0	0	0	0	0	0	0
2004	Cle	16	13	39	20	19	2.5	15.5	0	0	0	0	3	0	1	0	0
2005	Cle	16	15	61	40	21	5	27	0	0	0	0	3	2	1	0	0
2006	Cle	16	2	18	10	8	2	13	0	0	0	0	0	0	0	0	0
2007	Cle	16	0	8	2	6	1	5	0	0	0	0	1	0	0	0	0
2008	Hou	15	0	5	4	1	1	0	0	0	0	0	1	0	0	0	0
NFL Totals		92	30	135	80	55	11.5	60.5	0	0	0	0	8	2	2	0	0



THOMPSON, CHAUN

Single Game Highs

Tackles

11 vs. Tampa Bay (12-24-06)

9 vs. Baltimore (1-1-06)

9 @ Buffalo (12-12-04)

Sacks

1.5 vs. New York Jets (11-21-04) Q. Carter

1, nine times, most recent:

1 @ Jacksonville (9-28-08) D. Garrard

1 vs. New York Jets (10-29-06) C. Pennington

Forced Fumbles

1 @ Houston (10-30-05)

1 vs. Cincinnati (9-11-05)

Fumble Recoveries

1 vs. Chicago (10-9-05)

1 @ Miami (12-26-04)

Additional Statistics

Special Teams Tackles: 34 total; 2003 – 6, 2004 – 5, 2005 – 2, 2006 – 6, 2007 – 7; 2008 – 8.





TORREY, BRANDON

Height: 6-4
 Weight: 295
 College: Howard
 Hometown: Durham, North Carolina
 1st NFL Season
 1st with Texans
 Age as of Kickoff Weekend 2009: 26
 Acquired: FA, 2009
 2008 GP/GS: 0/0
 Career GP/GS: 0/0
 Teams: Pittsburgh 2006; Baltimore 2007;
 Arizona 2007; New York Giants
 2007; Oakland 2008



67 BRANDON TORREY TACKLE

TRANSACTIONS: Signed as a free agent by the Pittsburgh Steelers on February 14, 2006... Signed by the Steelers on January 3, 2007... Waived by the Steelers on September 1, 2007... Signed to the Baltimore Ravens practice squad on October 10, 2007... Released from the Ravens practice squad on October 18, 2007... Signed to the Arizona Cardinals practice squad on November 7, 2007... Signed to the New York Giants practice squad on Jan. 9, 2008... Signed to the Giants roster on February 6, 2008... Released by the Giants on July 22, 2008... Signed with the Tennessee Titans on July 26, 2008... Released by the Titans on August 26, 2008... Signed to the Oakland Raiders practice squad on September 1, 2008... Signed by the Houston Texans on June 9, 2009.

PRO: Looking to make an NFL active roster... rangy offensive lineman...spent time on the Steelers, Ravens, Cardinals, Giants and Raiders practice squads.

2008 (Oakland 0/0): Spent training camp with the Tennessee Titans...released at the end of train-

ing camp...spent the season on the Oakland Raiders practice squad.

2007 (Baltimore, Arizona, New York Giants 0/0): Spent training camp with the Pittsburgh Steelers...signed to the Baltimore Ravens practice squad (10/10)...released from the Ravens practice squad (10/18)...signed to the Arizona Cardinals practice squad (11/7)...signed to the Giants practice squad (1/9/08).

2006 (Pittsburgh 0/0): Signed as a free agent by the Pittsburgh Steelers (2/14)...allocated to the Cologne Centurions of NFL Europa...spent the entire season on the Steelers' practice squad.

COLLEGE: An All-MEAC 1st-team selection in 2003 and 2005...named preseason All-America by The Sports Network...awarded Metropolitan Player of the Year by the Pigskin Club of Washington, DC.

PERSONAL: Attended Northern (Durham, N.C.) High School and lettered in football, basketball and ran cross country.



TURK, MATT

Height: 6-5
 Weight: 243
 College: Wisconsin-Whitewater
 Hometown: Greenfield, Wisconsin
 14th NFL Season
 3rd with Texans
 Age as of Kickoff Weekend 2009: 41
 Acquired: FA-'07
 2008 GP/GS: 16/0
 Career GP/GS: 203/0
 Teams: Washington, 1995-99; Miami, 2000-01; New York Jets, 2002; Miami, 2003-05; St. Louis, 2006; Houston, 2008

1



MATT TURK
PUNTER

TRANSACTIONS: Signed as undrafted free agent by Green Bay Packers on July 13, 1993... Released by Packers on August 4, 1993... Signed by Los Angeles Rams in April 1994... Released by Rams on August 22, 1994... Signed by Washington Redskins on April 5, 2000... Traded by Redskins to Miami Dolphins for seventh round pick (traded to San Francisco) in 2001 draft on March 9, 2000... Signed by New York Jets on April 23, 2002... Released by Jets on March 7, 2003... Signed by Miami Dolphins on September 29, 2003... Re-signed by Dolphins on March 23, 2004... Placed on injured reserve with groin injury of September 10, 2005... Released by Dolphins on October 12, 2005... Signed by St. Louis Rams on April 4, 2006... Signed by Houston Texans on July 24, 2007.

HONORS: Played in Pro Bowl (1996-98 seasons), *Sporting News* NFL All-Pro (1997), 2000 NFL Special Teams Player of the Week (17), 2001 AFC Special Teams Player of the Week (6), 1998 NFC Special Teams Player of the Week (8).

PRO: Veteran punter with strong leg capable of producing long punts with good hang-time... also possesses exceptional directional punting skills... has played in 203 career games... has averaged 42.4 yards on 970 career punts... only 375 of his 970 punts (38.7 percent) have been returned... career net punting average is 37.2 yards per punt... only suffered three blocked punts in

his career... has averaged 42.0 yards per punt in two seasons in Houston... owns the top two punting seasons in Texans history, averaging 42.3 yards in 2008 and 41.7 in 2007... also holds the team single-season record for net punting with a 37.9-yard average in 2007.

2008 (Houston 16/0): Punted 53 times for 2,240 yards in 16 games... broke his own franchise record with a 42.3-yard punting average and pinned 17 punts inside the opponent's 20-yard line... averaged 43.3 yards on four punts with a long of 56 yards at Pittsburgh (9/7)... punted four times for 170 yards with a long of 57 at Tennessee (9/21)... punted two times for 87 yards with a long of 46 at Jacksonville (9/28)... averaged 43.5 yards on two punts with one touchback vs. Indianapolis (10/5)... punted three times with an average of 46.7 yards vs. Miami (10/12)... averaged a season-high 48.8 yards on four punts vs. Detroit (10/19) and pinned the Lions inside their own five-yard line three times... punted two times for 59 yards vs. Cincinnati (10/26)... averaged 40.3 yards on four punts at Minnesota (11/2)... punted three times for 139 yards vs. Baltimore (11/9)... averaged 47.5 yards on two punts at Indianapolis (11/16)... averaged 43.0 yards on three punts at Cleveland (11/23)... punted three times for 108 yards on Monday Night Football vs. Jacksonville (12/1) and pinned Jacksonville inside their 20-yard line on each punt... punted three times for a 42.3-yard average at Green Bay (12/7)... also

TURK, MATT



recorded the second-longest run of his career, an 18-yard gain in the third quarter...averaged 42.8 yards on six punts vs. Tennessee (12/14)...punted four times for 147 yards at Oakland (12/21)...punted four times for a 41.5-yard average vs. Chicago (12/28) and pinned one inside the 20-yard line.

2007 (Houston 16/0): Contributed a solid season punting, finishing with 55 punts for 2,296 yards...registered 24 punts inside the 20 and finished with three touchbacks...recorded his long punt of 59 yards in the opening game against Kansas City...finished with a 41.7-yard gross average and a net average of 37.9, both new Texans punting records...punted five times at Carolina (9/16) finishing with 196 punt yards (39.2 avg.), landing three punts inside the 20...long punt of the day was 47 yards and his net for the day was 35.6 yards...punted twice for 105 yards in his 175th career game at Atlanta (9/30)...landed one punt inside the 20 and boomed his second-longest punt of the season of 57 yards...punted four times for 178 yards at Indianapolis (12/23)...landing a season-high four punts inside the Colts' 10-yard line...recorded his 300th career punt inside the 20.

2006 (St. Louis 16/0): Saw action in all 16 games...averaged 43.5 yards per punt on 72 attempts, and his net average was 38.3 yards per punt...net average ranked seventh in the league, and he had 26 punts downed inside the 20 versus just five touchbacks.

2005 (Miami 0/0): Suffered groin injury during training camp...placed on reserve/injured list 9/10...released 10/11/05.

2004 (Miami 16/0): Played in all 16 games...tied for AFC lead with 29 punts inside 20-yard line...11 games with at least one 50-yard punts finishing with 19 50-yard punts...season-high 10 punts for 40.0-yard average at Cincinnati (9/19), dropping three inside 20-yard line...season-long 67-yard punt at Buffalo (10/17).

2003 (Miami 13/0): Saw action in the final 13

games...also served as holder on placekicks...Dolphins-record 11 punts at New England (12/7)...career-long 23-yard run out of punt formation vs. Philadelphia (12/15).

2002 (New York Jets 16/0): Back-to-back weeks with 60-yard punt; 62-yarder vs. New England (9/15) and 65-yarder at Miami (9/22).

2001 (Miami 16/0): AFC Special Teams Player of the Week vs. New England (10/7) with four punts for 40.8-yard average, long of 60, and three inside 20-yard line, including two landing inside five-yard line...six punts for season-high 46.7-yard average, including career-long 77-yard punt, at Buffalo (11/25)...AFC Special Teams Player of the Week vs. Denver (12/2) with seven punts for 42.9-yard average with four inside 20-yard line and long of 59.

2000 (Miami 16/0): Season-high nine punts for 43.8-yard average at Minnesota (9/10), dropping four inside 20-yard line with a long of 62...NFL Special Teams Player of the Week in AFC Wild-card Game vs. Indianapolis (12/30), punting three times for 46.0-yard average and long of 53.

1999 (Washington 14/0): Six punts for 44.2-yard average and season-long 57-yarder at New York Jets (9/26)...inactive at Dallas (10/24) with fractured middle finger...inactive vs. Chicago (10/31) with back spasms.

1998 (Washington 16/0): Selected to third straight Pro Bowl...four punts for career-high 53.0-yard average, with long of 69, vs. Denver (9/27)...NFC Special Teams Player of the Week vs. New York Giants (11/1) with 10 punts for 43.5-yard average with three inside 20-yard line and two 65-yard punts.

1997 (Washington 16/0): Earned second straight Pro Bowl berth...seven punts for 49.9-yard average, having first career blocked punt, vs. Arizona (9/14)...seven punts for 47.9-yard average with long of 59 and four 50-plus-yard punts vs. Detroit (11/9).



TURK, MATT

1996 (Washington 16/0): First career Pro Bowl selection...six punts for season-high 50.8-yard average with 57-yard long at Dallas (11/26)...four punts dropping inside 20-yard line at Arizona (12/15) on five punts for 46.2-yard average.

1995 (Washington 16/0): Four punts for 44.8-yard average, including season-long 60-yarder, in NFL debut vs. Arizona 9/3.

1994 (Los Angeles Rams 0/0): Training camp with Los Angeles Rams.

1993 (Green Bay Packers 0/0): Training camp with Packers after signing with club as undrafted free agent.

COLLEGE: Punted 110 times for 3,991 yards, averaging 36.3 yards for career...played on three straight Wisconsin State University Conference championship teams...elementary education major.

PERSONAL: Born Matthew Edward Turk in Milwaukee, Wis...attended Greenfield (Wis.) High...youngest of six children, all boys...brother, Dan, who passed away during 2000 football season, was long-snapper in NFL from 1985-99 and Matt's teammate with Redskins from 1997-99...married to Stephanie with four daughters: Danielle, Matisen, Logan, Jessica, and son, Ben.

Turk's Career Stats

Year	Team	G	No	Yds	Avg	Net	TB	In 20	Lg	Blk
1995	Was	16	74	3,140	42.4	37.7	9	29	60	0
1996	Was	16	75	3,386	45.1	39.2	11	24	63	0
1997	Was	16	84	3,788	45.1	39.2	11	32	62	1
1998	Was	16	93	4,103	44.1	39	9	33	69	1
1999	Was	14	62	2,564	41.4	35.6	10	16	57	0
2000	Mia	16	92	3,870	42.1	36.2	14	25	70	0
2001	Mia	16	81	3,321	41	37.6	7	28	77	0
2002	NYJ	16	63	2,584	41	34.9	9	13	65	0
2003	Mia	13	68	2,631	38.7	34.5	7	23	57	0
2004	Mia	16	98	4,088	41.7	37.2	10	29	67	0
2006	StL	16	72	3,132	43.5	38.3	5	26	74	1
2007	Hou	16	55	2,296	41.7	37.9	3	24	59	0
2008	Hou	16	53	2,240	42.3	35.2	7	17	59	0
NFL Totals		203	970	41,143	42.4	37.2	112	319	77	3

Single Game Highs

Punts

11 @ New England (12-7-03)

10 @ Cincinnati (9-19-04)

10 vs. New York Giants (11-1-98)

Punt Yards

435 vs. New York Giants (10 punts, 11-1-98)

416 @ Carolina (9 punts, 11-19-06)

406 @ New England (11 punts, 12-7-03)

Inside 20

5 vs. Baltimore (11-16-03)

5 vs. Buffalo (1-6-02)

5 @ St. Louis (9-22-96)

Punt Average

60.3 @ Cincinnati (10-1-00)

55.0 vs. Kansas City (9-9-07)

53.0 vs. Denver (9-27-98)

TURK, MATT



Net Average

53.3 @ Cincinnati (10-1-00)

49.8 vs. Denver (9-27-98)

49.7 @ Philadelphia (11-17-96)

Long

77 (2001)

Additional Statistics

Free Kicks Following Safeties: 5 total; 1998 – 1; 2003 – 2; 2006 – 1; 2008 – 1.

Rushes-Yards: 13-72 total; 1996 – 1-0; 1997 – 1-0; 1998 – 2-(-12); 2002 – 1-14; 2003 – 3-30; 2004 – 1-3; 2006 – 2-19; 2007 – 1-0; 2008 – 1-18.

Passing (Comp.-Att., Yds., TD/INT): 0-2, 0 yds, 0/1 total; 2002 – 0-1, 0 yds, 0/1; 2008 – 0/1, 0 yds, 0/0.

Fumbles: 7 total; 1996 – 1; 1997 – 1; 1998 – 1; 1999 – 1; 2002 – 1; 2006 – 1; 2008 – 1.

Fumble Recoveries: 3 total; 2002 – 1; 2006 – 1; 2008 – 1.





WALTER, KEVIN

Height: 6-3
Weight: 215
College: Eastern Michigan
Hometown: Vernon Hills, Illinois
7th NFL Season
4th with Texans
Age as of Kickoff Weekend 2009: 28
Acquired: RFA-'06 (CIN)
2008 GP/GS: 16/16
Career GP/GS: 91/35
Teams: Cincinnati, 2003-05; Houston, 2006-08



83 KEVIN WALTER WIDE RECEIVER

TRANSACTIONS: Selected by New York Giants in seventh round (255th pick overall) of 2003 NFL draft...Signed by Giants on June 16, 2003...Claimed on waivers by Cincinnati Bengals on August 26, 2003...Waived by Bengals on August 31, 2003...Re-signed by Bengals to practice squad on September 1, 2003...Activated on October 16, 2003...Signed by Houston Texans on March 18, 2006.

PRO: Skilled, physical receiver with sure hands...has developed into a dangerous receiving threat over the last two years...displays a knack for getting open underneath and has also proven the ability to beat defenders deep...has played in 91 career games with 35 starts...career totals include 172 catches for 2,155 yards and 13 touchdowns...has also rushed nine times for 56 yards.

2008 (Houston 16/16): Started in all 16 games for the first time in his career...finished the season with 60 receptions for 899 yards and eight touchdowns...eight scoring catches tied the team record and tied for third-most in the AFC...teamed with WR Andre Johnson to become the most productive receiving tandem in the NFL with a combined 2,474 yards...caught three passes for 41 yards, including a touchdown pass from QB Matt Schaub in the fourth quarter at Pittsburgh (9/7)...caught four passes for 15 yards and had one rush for three yards at Tennessee (9/21)...finished with eight catches for 76 yards along

with a career-high two touchdowns at Jacksonville (9/28)...caught two passes for 36 yards with a long of 27 yards vs. Indianapolis (105)...caught four passes for 98 yards, including a 30-yard grab on the last drive of the game that set up the winning touchdown, vs. Miami (10/12)...caught four passes for 27 yards and rushed one time for seven yards vs. Detroit (10/19)...caught five passes for 70 yards and tied a career high with two touchdowns vs. Cincinnati (10/26)...caught four passes for 47 yards at Minnesota (11/2)...caught four passes for 85 yards, including a 60-yard touchdown vs. Baltimore (11/9)...caught three passes for 79 yards, including a career-long 61-yard catch in the first quarter at Indianapolis (11/16)...61-yard catch was the 150th of his career...caught his seventh touchdown pass of the season and the 13th of his career when he hauled in a 17-yard scoring pass on the opening drive at Cleveland (11/23)...caught two passes for 38 yards on Monday Night Football vs. Jacksonville (12/1)...caught six passes for 146 yards and one touchdown at Green Bay (12/7)...his 58-yard touchdown catch in the first quarter was his eighth of the season, tying the franchise single-season record set by WR Andre Johnson in 2007...that catch also put him over 2,000 yards in his career...his 146 receiving yards were the second-most in his career...caught two passes for eight yards vs. Tennessee (12/14)...caught two passes for 17 yards and ran the ball one time for 13 yards at Oakland (12/21)...caught one pass

TEXANS

WALTER, KEVIN



for 23 yards vs. Chicago (12/28).

2007 (Houston 16/15): Started 15 of 16 games and caught a career-high 65 passes for 800 yards and five touchdowns...was the only Texans receiver to start more than 10 games in 2007...tied a team record with 12 receptions in one game...one of three Texans to have 800-plus receiving yards on the season...started at Carolina (9/16), recovered a fumbled kickoff in the end zone for his first Texans touchdown...made one catch for seven yards...started at Atlanta (9/30) and recorded six receptions for 77 yards...started vs. Miami (10/7) and finished with five receptions for 67 yards...served as game captain...started at Jacksonville (10/14), had a career day with 12 receptions for 160 yards, giving him his first 100-yard game...his 160 receiving yards ranked second in team history, behind WR Andre Johnson (170 vs. Minnesota 10/10/04)...his 12 receptions tied Johnson's Texans record for receptions in a game...started at WR vs. Tennessee (10/21) and made six receptions for 97 yards, his second-highest receiving total of the season, and his first receiving touchdown as a Texan, a six-yard score from QB Sage Rosenfels in the fourth quarter...started at San Diego (10/28)...finished with seven catches for 77 yards...started at WR at Oakland (11/4) and caught three passes for 33 yards...started at Cleveland (11/25) and made six receptions for 65 yards and a touchdown...started vs. Tampa Bay (12/9) and had five receptions for 47 yards and an eight-yard score in the second quarter...started at Indianapolis (12/23) and had four receptions for 69 yards and his fifth touchdown of the season on the opening drive.

2006 (Houston 16/2): Played in all 16 games, starting two, in his first season as a Texan...saw the majority of his action on special teams and played sparingly as reserve wide receiver...caught 17 passes for 160 yards with a long reception of 15 yards...made his first start of the season at WR vs. Miami (10/1) and caught a season-high three passes for 25 yards, with a long gain of 10 yards...played in his 50th career game at WR at Tennessee (10/29)...caught two passes for 22 yards, including a 13-yard reception on the

Texans touchdown drive in the fourth quarter at New York Jets (11/26).

2005 (Cincinnati 16/2): Played in all 16 games for the second consecutive year...started the first two games of his career...made 19 receptions for 211 receiving yards and one touchdown...contributed 17 special teams tackles...caught four passes for 47 yards and a 20-yard touchdown to open the season at Cleveland (9/11)...had a season-high 65 receiving yards on four catches and a long catch of 21 yards in a victory at Tennessee (10/16).

2004 (Cincinnati 16/0): Played in all 16 games for the first time in his career with no starts...caught eight balls for 67 yards...finished fifth on the team with 14 special teams tackles...caught two passes for 23 yards, including a long of 18 yards in his first two-catch game of his career at Washington (11/14).

2003 (Cincinnati 11/0): Played in 11 games with no starts...joined the Bengals after being released by the New York Giants at the end of training camp...spent the first five games on the practice squad...caught three passes for 18 yards...made NFL debut and had one special teams tackle vs. Baltimore (10/19)...first career reception of nine yards at San Diego (11/23).

COLLEGE: Left Eastern Michigan with school records for receptions with 211, receiving yards with 2,838 and touchdown catches with 20...made at least one catch in each of his last 34 games...earned first-team All-MAC honors as a senior with 93 receptions for 1,368 receiving yards, which were both school single-season records.

PERSONAL: Married to Caroline...attended Libertyville (Ill.) High School, where he lettered three times in football and was named first-team all-state as a senior...general business major at Eastern Michigan...hometown is Vernon Hills, Ill., located just outside of Chicago...born Kevin Patrick Walter.



WALTER, KEVIN

Walter's Career Statistics

Year	Team	G	GS	Rush	Yds	Avg	Lg	TD	Rec	Yds	Avg	Lg	TD
2003	Cin	11	0	0	0	0	0	0	3	18	6	9	0
2004	Cin	16	0	0	0	0	0	0	8	67	8.4	18	0
2005	Cin	16	2	0	0	0	0	0	19	211	11.1	33	1
2006	Hou	16	2	1	3	3	3	0	17	160	9.4	15	0
2007	Hou	16	15	5	30	6	13	0	65	800	12.3	46	5
2008	Hou	16	16	3	23	7.7	13	0	60	899	14.9	61	8
NFL Totals		91	35	9	56	6.2	13	0	172	2,155	12.5	61	13

Single Game Highs:

Receptions

12 @ Jacksonville (160 yards, 10-14-07)

8 @ Jacksonville (76 yards, 9-28-08)

7 @ Cleveland (93 yards, 10-23-08)

7 @ San Diego (77 yards, 10-28-07)

Receiving Yards

160 @ Jacksonville (12 receptions, 10-14-07)

146 @ Green Bay (6 receptions, 12-7-08)

98 vs. Miami (4 receptions, 10-12-08)

Long

61 @ Indianapolis (11-16-08)

60t vs. Baltimore (11-9-08)

58t @ Green Bay (12-7-08)

Touchdowns

2 vs. Cincinnati (10-26-08)

2 @ Jacksonville (9-28-08)

1, nine times, most recent:

1 @ Green Bay (12-7-08)

Additional Statistics

Special Teams Tackles: 33 total; 2003 – 3, 2004 – 11, 2005 – 10, 2006 – 8, 2007 – 1.





WASHBURN, CLIFF

Height: 6-5
 Weight: 315
 College: The Citadel
 Hometown: Shelby, North Carolina
 1st NFL Season
 1st with Texans
 Age as of Kickoff Weekend 2009: 29
 Acquired: FA, 2009
 2008 GP/GS: 0/0
 Career GP/GS: 0/0
 Teams: Chicago 2003-04; Denver 2007;
 Green Bay 2007



77 CLIFF WASHBURN TACKLE

TRANSACTIONS: Signed as an undrafted free agent by the New York Giants on May 2, 2003... Released by Giants on August 25, 2003... Signed to the Chicago Bears practice squad on September 10, 2003... Released by the Bears on September 5, 2004... Signed to the Bears practice squad on September 7, 2003... Released by the Bears on August 16, 2005... Signed by the Dallas Cowboys on January 13, 2006... Released by the Cowboys on April 24, 2006... Claimed off waivers by the Minnesota Vikings on April 27, 2006... Released by the Vikings on May 2, 2006... Signed by the Denver Broncos on July 2, 2007... Signed to the Broncos practice squad on September 4, 2007... Signed to the Green Bay packers practice squad on January 8, 2008... Released by the Packers on April 25, 2008... Signed by the Houston Texans on August 11, 2008... Released by the Texans on August 31, 2008... Signed by the Texans on January 5, 2009.

PRO: Tackle with good height...played three years in NFL Europa...has been a part of four team's practice squads...won World Bowl XV with the Hamburg Sea Devils in 2007 with fellow Texans offensive lineman Mike Brisiel.

2008: Spent training camp with the Texans... was not on an NFL roster during the 2008 season.

2007 (Denver 0/0; Green Bay 0/0): Was on the Broncos practice squad the regular season... was signed to the Green Bay Packers practice squad for the playoffs...played for Hamburg in NFL Europa.

2004 (Chicago 0/0): Spent the entire season on the Bears practice squad.

2003 (Chicago 0/0): Spent the entire season on the Bears practice squad.

COLLEGE: Played one season at The Citadel earning all-Southern Conference second team honors at defensive end...tied a school record with 12 sacks including four against East Tennessee State...finished his career with 56 tackles... forced three fumbles and recovered two, one of which he returned for a 36-yard touchdown.

PERSONAL: Grew up in Shelby, NC...graduated from Shelby High School...played basketball at The Citadel, starting 102 games and scoring 1,204 points in his career...born Cliff Washburn.



WHITE, CHRIS

Height: 6-2
 Weight: 290
 College: Southern Mississippi
 Hometown: Winona, Mississippi
 5th NFL Season
 4th with Texans
 Age as of Kickoff Weekend 2009: 26
 Acquired: FA-'06
 2008 GP/GS: 8/0
 Career GP/GS: 15/0
 Teams: Green Bay, 2005; Houston,
 2006-08



63 CHRIS WHITE

CENTER

TRANSACTIONS: Signed as undrafted free agent by Green Bay Packers on April 29, 2005...Released by Packers on October 31, 2006...Signed by Houston Texans to practice squad on November 6, 2006...Re-signed by Texans on January 1, 2007...Placed on injured reserve on December 4, 2007...Re-signed by Texans on February 27, 2009.

PRO: Versatile offensive lineman that has the ability to play either center or guard...had his 2007 season cut short with a knee injury...joined Houston's practice squad late in 2006 after spending 2005-06 with Green Bay...has appeared in 15 games, 14 of which have come over the last two seasons...also has one career kickoff return for seven yards.

2008 (Houston 8/0): Saw action in eight games with the majority of his play coming on special teams...made his first career kickoff return, a seven-yard return on a short kick at Green Bay...played at guard at Pittsburgh (9/7)...dressed but did not play in the next six games...played on special teams at Minnesota (11/2)...played on special teams vs. Baltimore (11/9)...saw action on special teams at Indianapolis (11/16)...played on special teams at Cleveland (11/23)...saw action on special teams on Monday Night Football vs. Jacksonville (12/1)...played on special teams against his former team at Green Bay (12/1) and recorded his first career kickoff return when

he fielded a kick and returned it seven yards...played on special teams vs. Tennessee (12/14)...inactive for the final two games of the year.

2007 (Houston 6/0): Saw action in six games...appeared in three consecutive games before his season ended at Tennessee (12/2) with a knee injury...placed on injured reserve (12/4)...made his Texans debut at Jacksonville (10/14) as a reserve center...appeared as reserve center and guard vs. Tennessee (10/21) and at San Diego (10/28)...appeared on special teams vs. New Orleans (11/18) and at Cleveland (11/25)...played his last game of the season as reserve guard and on special teams at Tennessee (12/2)...left the game in the fourth quarter with a knee injury.

2006 (Green Bay 0/0): Spent the first half of the season with Green Bay...released by Green Bay (10/31) and signed to the Texans practice squad six days later...spent the final nine weeks on Houston's practice squad.

2005 (Green Bay 1/0): An undrafted rookie free agent who made the 53-man roster out of training camp...played in one game and was inactive for the other 15 contests...made his NFL debut vs. Chicago (12/25), playing on special teams.

COLLEGE: Was a two-year starter at Southern Mississippi after transferring from Holmes Community College (Miss.)...started all 25 games

WHITE, CHRIS



while at Southern Miss, 16 at left tackle and nine at guard...earned 'Hawg of the Year' in 2003 and 2004, a team award given to the top offensive lineman...lettered at Holmes C.C. (2001-02), earning a start in each of his 20 career games...earned a B.A. degree in management information systems from Southern Miss.

PERSONAL: Earned 10 letters at Winona (Miss.) High School, in football (four), track (four) and basketball (two)...was named All-State and all-district in football following his senior season for the Tigers...finished third at the state track meet in the shot put during his junior year...enjoys fishing, playing cards and traveling...single...born Christopher White in Winona, Miss.

White's Career Statistics

Games/Starts: 2005: 0/0, 2006: 1/0, 2007: 6/0, 2008: 8/0 Total: 15/0

Kickoff Returns-Yards: 1-7 total; 2008 – 1-7.





WILLIAMS, MARIO

Height: 6-6
 Weight: 288
 College: North Carolina State
 Hometown: Richlands, North Carolina
 4th NFL Season
 4th with Texans
 Age as of Kickoff Weekend 2009: 24
 Acquired: D1-'06
 2008 GP/GS: 16/16
 Career GP/GS: 48/48
 Teams: Houston, 2006-08



90 MARIO WILLIAMS

DEFENSIVE END

TRANSACTIONS: Selected after junior season by Houston Texans in first round (first pick overall) of 2006 NFL draft...Signed by Texans on April 28, 2006.

HONORS: Started in the 2009 Pro Bowl...*Associated Press* NFL Player of the Week (Week 1, 2007)...AFC Defensive Player of the Week (Week 1, 2007)...AFC Defensive Player of the Week (Week 15, 2007)...2007 NFL Alumni Defensive Lineman of the Year...2007 Second Team *Associated Press* All-Pro.

PRO: The prototype for NFL defensive ends...has a rare combination of size, speed, athleticism and strength...boasts a 41-inch vertical jump despite weighing nearly 300 pounds...started every game in his two-year career, joins LB DeMeco Ryans as the only pair of Texans defenders to start every game in that time span...holds the Texans all-time lead in sacks in only his second NFL season with 30.5...has 159 total tackles (122 solo)...has scored one career touchdown...established the Texans single-season sack record with 14.0 in 2007 and followed that up with 12.0 in 2008...has forced seven fumbles and recovered two in his career and has five career passes defended...named second-team AP All-Pro in 2007...earned a starting role in the 2009 Pro Bowl...was named 2008 Pro Bowl alternate.

2008 (Houston 16/16): Started all 16 games at de-

fensive end...finished the season with 53 solo tackles and a team-high 12.0 sacks...also forced four fumbles...was voted to his first Pro Bowl, where he started at DE for the AFC squad...accounted for 12 of the team's 25 sacks on the year...12.0 sacks led all AFC defensive ends...had four games with multiple sacks...recorded six solo tackles including two sacks at Pittsburgh (9/7), which gave him 20.5 sacks for his career...forced a fumble when he hit Steelers QB Ben Roethlisberger in the second quarter...totaled five tackles, two solo at Tennessee (9/21)...registered one solo tackle and five quarterback hurries at Jacksonville (9/28)...totaled four tackles with two sacks vs. Indianapolis (10/5)...recorded four tackles including two sacks vs. Miami (10/12)...posted one solo tackle and one assist with one quarterback hurry vs. Detroit (10/19)...registered three solo tackles, including his seventh sack of the season vs. Cincinnati (10/26) and forced a fumble on the play...totaled three solo tackles, including his eighth sack of the season at Minnesota (11/2)...posted three solo tackles and one assist vs. Baltimore (11/9)...recorded two solo tackles at Indianapolis (11/16)...finished with one solo tackle, which was for a loss, and one quarterback hurry at Cleveland (11/23)...posted six total tackles, including three sacks and one forced fumble on Monday Night Football vs. Jacksonville (12/1)...registered one solo tackle and two quarterback hurries at Green Bay (12/7)...posted four solo tackles vs. Ten-

TEXANS

WILLIAMS, MARIO



nessee (12/14)...recorded four solo tackles and one assist at Oakland (12/21)...posted two solo tackles, including his 12th sack of the season vs. Chicago (12/28).

2007 (Houston 16/16): Started all 16 games at defensive end...earned Associated Press All-Pro second team honors...selected as an alternate to the Pro Bowl...finished with a franchise-record 14.0 sacks...made 59 total tackles, two forced fumbles, a fumble recovery and scored his first career touchdown...named AFC Defensive Player of the Week in Week 1 and Week 15...established a Texans single-game sack record with 3.5 against Denver (12/13)...established a Texans record by recording a sack in six straight games...started vs. Kansas City (9/9) and opened the season with two sacks...had a fumble recovery he returned for a 38-yard touchdown...honored by the Associated Press as the NFL Player of the Week for his performance...also honored as the AFC Defensive Player of the Week for Week 1...made three total tackles (one solo) and one sack vs. Miami (10/7)...registered two total tackles (one solo) and one sack at San Diego (10/28) when he downed former N.C. State teammate QB Philip Rivers for a two-yard loss...finished with six total stops, three solo, and one sack vs. New Orleans (11/18)...forced a fumble on the sack, his first of the season...started at Cleveland (11/25) and made four solo tackles and one sack...forced a fumble with his sack, his second of the season...finished with season-high seven tackles, three solo, and registered 2.5 sacks at Tennessee (12/2)...broke the team record for single-season sacks with 8.5 sacks on the season, passing former Texan Jeff Posey, who recorded 8.0 total sacks in 2002...recorded six total tackles, four solo, and sacked QB Luke McCown late in the fourth quarter vs. Tampa Bay (12/9)...started in his 30th career game vs. Denver (12/13) in his first career prime time game...finished with his best game of his career, registering a team-record 3.5 sacks and tying his season-high with seven tackles...made two solo tackles and one sack for a loss of two yards at Indianapolis (12/23).

2006 (Houston 16/16): Started all 16 games as a rookie at right defensive end...was the only Texans defensive lineman to start every game...showed toughness by staying on the field despite battling a severe foot injury...set a Texans rookie record with 4.5 sacks, topping DE Jason Babin's 4.0 sacks in 2004...sack total ranked him second on the team behind Babin, who had 5.0 in 2006...led all Texans defensive linemen with 47 tackles, including 35 solos...recorded a sack in three consecutive games, matching the second-longest streak in team history...recorded his first career sack vs. Miami (10/1)...finished with two tackles, and also batted away a two-point conversion attempt in the end zone...finished with a season-high six tackles at Dallas (10/15), including five solos...recorded two total tackles, including a sack, vs. Jacksonville (10/22)...recovered his first career fumble late in the third quarter to set up a touchdown...registered three total tackles at New York Giants (11/5), including a six-yard sack of Giants QB Eli Manning, his third sack in as many games...forced a fumble for the first time vs. Indianapolis (12/24) as part of a five-tackle performance.

COLLEGE: Set the N.C. State career record with 55.5 stops for losses of 237 yards...topped the old mark of 45 for minus-269 yards by Carl Reeves (1991-94)...shattered the previous State season-record of 21 with 27.5 stops behind the line of scrimmage in 2005...broke school career sack record with 26.5...All-American first-team selection by The NFL Draft Report and Sports Illustrated as a junior in 2005...voted the team's Most Valuable Player...set a school season record, as he led the ACC and ranked fourth in the nation with 14.5 sacks for minus-75 yards as a senior.

PERSONAL: Attended Richlands (N.C.) High School...Richlands retired his number 82 jersey...2002 Associated Press All-State choice...chosen to the 2002 North Carolina Shrine Bowl team, where he notched four sacks...recorded 87 tackles, 13 sacks, 22 stops for losses for the Wildcats...also added five forced fumbles, two fumble recoveries, and five blocked kicks as a



WILLIAMS, MARIO

senior...also played running back as a senior and rushed for 590 yards and three touchdowns on 58 carries...recorded over 100 tackles as a

junior...graduated from high school in December 2002 and attended the Gator Bowl with North Carolina State.

Williams' Career Statistics

Year	Team	GP	GS	TACKLES				Yds	INTERCEPTIONS					FUMBLES			
				Tot	Solo	Asst	Sk		No	Yds	Lg	TD	PD	FF	FR	Yds	TD
2006	Hou	16	16	47	35	12	4.5	20.5	0	0	0	0	4	1	1	0	0
2007	Hou	16	16	59	43	16	14	82.5	0	0	0	0	1	2	1	0	1
2008	Hou	16	16	53	44	9	12	82	0	0	0	0	0	4	0	0	0
NFL Totals		48	48	159	122	37	30.5	185	0	0	0	0	5	7	2	0	1

Single Game Highs

Tackles

7 vs. Denver (12-13-07)

7 @ Tennessee (12-2-07)

6, five times, most recent:

6 vs. Jacksonville (12-1-08)

Sacks

3.5 vs. Denver (12-13-07) J. Cutler

3.0 vs. Jacksonville (12-1-08) D. Garrard

2.5 @ Tennessee (12-2-07) V. Young

Forced Fumbles

1, seven times, most recent:

1 vs. Jacksonville (12-1-08)

1 vs. Cincinnati (10-26-08)

1 vs. Miami (10-12-08)

1 @ Pittsburgh (9-7-08)

Fumble Recoveries

1 vs. Kansas City (9-9-07)

1 vs. Jacksonville (10-22-06)

Touchdowns


1 vs. Kansas City (38-yard FR, 9-9-07)





WILSON, EUGENE

Height: 5-10
 Weight: 200
 College: Illinois
 Hometown: Maywood, Illinois
 7th NFL season
 2nd with Texans
 Age as of Kickoff Weekend 2008: 29
 Acquired: FA, 2008
 2007 GP/GS: 12/10
 Career GP/GS: 74/65
 Teams: New England, 2003-07; Houston, 2008



26 EUGENE WILSON SAFETY

TRANSACTIONS: Selected in the second-round (36th overall) selection by the New England Patriots in the 2003 NFL Draft...signed by New England on July 21, 2003...signed as an unrestricted free agent by the Tampa Bay Buccaneers on March 17, 2008...released by the Buccaneers on September 1, 2008...signed by the Houston Texans on September 3, 2008...re-signed by Texans on February 27, 2009.

HONORS: 2004 AFC Defensive Player of the Month (September); ESPN.com's All-Rookie Team (2003); *USA Today's* All-Joe Team (2003).

PRO: Versatile player with the ability to play corner or safety...played in 74 career regular season games with 62 starts over six seasons...appeared in 10 playoff games with eight starts, including Super Bowl XXXVIII and Super Bowl XXXIX...total of 315 tackles, 12 interceptions, 35 passes defended, three forced fumbles, four fumble recoveries and 13 special teams tackles.

2008 (Houston 12/10): Played in 12 games with 10 starts...led all Texans defensive backs with 63 total tackles and tied for second on the team with two interceptions...also registered seven passes defended...inactive for first three games...started at free safety and recorded one solo tackle and one pass defended vs. Indianapolis (10/5)...played at free safety where he registered two solo tackles, one pass defended and

made his first interception of the season vs. Miami (10/12)...returned the interception 19 yards before fumbling while being tackled...inactive vs. Detroit (10/19)...played at safety where he registered five tackles and intercepted his second pass of the season vs. Cincinnati (10/26)...started at free safety and recorded five total tackles at Minnesota (11/2)...started and posted six total tackles and one pass defended vs. Baltimore (11/9)...registered six tackles, five of them solo tackles at Indianapolis (11/16)...recorded four solo tackles at Cleveland (11/23)...led the team with eight solo tackles on Monday Night Football vs. Jacksonville (12/1)...registered five solo tackles and one pass defended at Green Bay (12/7)...recorded five solo tackles vs. Tennessee (12/14)...led the team with a season-high nine tackles, including eight solos at Oakland (12/21)...finished second on the team with seven solo tackles and one pass defended vs. Chicago (12/28).

2007 (New England 11/6): Saw action in 11 games with six starts...finished the season with 32 tackles, one interception, three passes defended and one fumble recovery...started and tied for the team lead with seven tackles at the New York Jets (9/9)...started and led the secondary with five tackles vs. San Diego (9/16)...started and led the secondary with seven tackles vs. Cleveland (10/7)...started and recorded two tackles, one interception, which he returned five yards for a

touchdown, one fumble recovery and one pass interception vs. the New York Jets (12/16)...inactive in AFC Divisional Playoff game vs. Jacksonville (1/11/08)...played a reserve role in AFC Championship Game vs. San Diego (1/20/08)...played a reserve role in Super Bowl XLII vs. the New York Giants (2/3/08).

2006 (New England 4/4): Started all four games before being placed on injured reserve (12/2)...season totals included 22 total tackles and two passes defended.

2005 (New England 16/16): Started all 16 games and both playoff contests...led the secondary with 65 tackles and added one interception, one fumble recovery and finished third on the team with seven passes defended...recorded eight special teams tackles...recorded three tackles and one forced fumble in AFC Wild Card game vs. Jacksonville (1/7/06).

2004 (New England 15/14): Started 14 of 15 regular season games...active for all three postseason contests as a member of the New England Patriots...started 11 games at safety and three at cornerback...named to ESPN.com's All-Pro Team...recorded a career-high 67 tackles and led the team with four interceptions...tied for the team lead with three forced fumbles and finished third on the team with seven passes defended...recorded three takeaways in the playoffs, with two interceptions and one fumble recovery...named AFC Defensive Player of the Month for September after notching 12 tackles, two interceptions, one forced fumble and one fumble recovery...registered four tackles and two interceptions in the Patriots' 41-27 AFC Championship victory at Pittsburgh (1/23/05)...recorded one tackle, one fumble recovery and added two spe-

cial teams tackles in the Patriots' 24-21 victory over Philadelphia in Super Bowl XXXIX (2/6/05).

2003 (New England 16/15): Started 15 of 16 regular season games and all three postseason games with the New England Patriots...part of a Patriots defense that led the NFL in opponents' points per game (14.9), opponents' passer rating (56.2), interceptions (29) and passing touchdowns surrendered (11)...named to ESPN.com's All-Rookie Team and USA Today's All-Joe Team after totaling 66 tackles, nine passes defended and tied for the lead among all NFL rookies with four interceptions...also added one stop on special teams...tallied two passes defended in the Patriots' 33-29 Super Bowl XXXVIII victory over Carolina (2/1/04).

COLLEGE: A three-year starter for the University of Illinois...recorded 176 tackles and one sack in 45 games...ranks sixth on the Illinois all-time interception list with 11, while his 60 pass deflections shattered the previous Illini record of 26...returned 93 punts (second all-time) for a school career-record 896 yards (9.6 avg.) and a pair of touchdowns, surpassing the old mark of 790 yards by Darryl Usher (1985-87)...as a senior was named All-Big Ten (second-team) and the Fighting Illini Special Teams Player of the Year...majored in speech communication.

PERSONAL: Attended Merrillville (Ind.) High School...played cornerback, running back and wide receiver, earning three letters in football and four in basketball...four-year varsity starter in basketball, twice earning All-Conference accolades...led the team in scoring and assists as a senior...born Eugene W. Wilson II in Maywood, Illinois.



WILSON, EUGENE

Wilson's Career Stats

Year	Team	GP	GS	TACKLES					INTERCEPTIONS					FUMBLES			
				Tot	Solo	Asst	Sk	Yds	No	Yds	Lg	TD	PD	FF	FR	Yds	TD
2003	NE	16	15	61	47	14	0	0	4	18	10	0	0	0	0	0	0
2004	NE	15	14	65	56	9	0	0	4	51	24	0	0	0	0	0	0
2005	NE	16	16	61	38	23	0	0	1	0	0	0	0	0	0	0	0
2006	NE	4	4	24	20	4	0	0	0	0	0	0	0	0	0	0	0
2007	NE	11	6	31	27	4	0	0	1	5	5	1	0	0	0	0	0
2008	Hou	12	10	63	52	11	0	0	2	36	19	0	7	0	0	0	0
NFL Totals		74	65	305	240	65	0	0	12	110	24	1	7	0	0	0	0

Single Game Highs

Tackles

11 vs. Seattle (10-17-04)

10 vs. Buffalo (10-30-05)

9 @ Oakland (12-21-08)

Interceptions

2 @ Arizona (9-19-04)

1, ten times, most recent:

1 vs. Cincinnati (10-26-08)

1 vs. Miami (10-12-08)

Fumble Recoveries

1 vs. New York Jets (12-16-07)

1 @ Pittsburgh (9-25-05)

1 @ Cleveland (12-5-04)

1 vs. Indianapolis (9-9-04)

Forced Fumbles

1 vs. Indianapolis (9-9-04)

Touchdowns

1 vs. New York Jets (12-16-07)

Additional Statistics

Special Teams Tackles: 12 total: 2003 – 1; 2004 – 4; 2005 – 7.





WINSTON, ERIC

Height: 6-5
 Weight: 319
 College: Miami (Fla.)
 Hometown: Midland, Texas
 4th NFL season
 4th with Texans
 Age as of Kickoff Weekend 2008: 25
 Acquired: D3b-'06
 2007 GP/GS: 16/16
 Career GP/GS: 44/39
 Teams: Houston, 2006-08



73 ERIC WINSTON TACKLE

TRANSACTIONS: Selected by Houston Texans in third round (66th overall) of 2006 NFL draft... Signed by Texans on July 23, 2006... Re-signed by Texans on September 6, 2008.

HONORS: 2007 *USA Today* AFC All-Joe Team.

PRO: Athletic young lineman who stepped into the starting lineup at right tackle as a rookie and has started the past 39 games as Houston's right tackle... started the final seven games of the 2006 season at right tackle... has the speed and athleticism to play tackle as well as the power to play guard if needed... converted from tight end to tackle in college.

2008 (Houston 16/16): Started in all 16 games at right tackle... part of an offensive line that saw all five members start every game together for the first time in team history... helped the offense average 382.1 yards per game, which ranked third in the NFL... paved the way for rookie RB Steve Slaton to rush for a Texans single-season record 1,282 yards... teamed with RG Mike Brisiel to help the rushing attack average 5.1 yards per carry to the right side of the line, good for third-best in the league... started his second consecutive season opener at RT at Pittsburgh (9/7)... helped Slaton rush for his first 100-yard game at Tennessee (9/21)... helped the offense gain over 400 yards in back-to-back games vs. Miami (10/12) and vs. Detroit (10/19)... helped the team score a sea-

son-high 35 points vs. Cincinnati (10/26)... was part of an offensive line that helped Slaton set a Texans rookie record with 156 rushing yards at Indianapolis (11/16)... started on Monday Night Football and helped Slaton rush for 130 yards and two touchdowns vs. Jacksonville (12/1)... helped the offense gain a franchise-record 549 yards at Green Bay (12/7)... was part of the line that helped Slaton run for his third consecutive 100-yard game and WR Andre Johnson record the first 200-yard receiving game in team history vs. Tennessee (12/14)... helped allow QB Matt Schaub to throw for 328 yards and two touchdowns in season finale vs. Chicago (12/28).

2007 (Houston 16/16): One of three Texans offensive linemen to start all 16 games... the Texans offensive line reduced the number of sacks allowed by 21 from 2006 to 2007, going from 43 in 2006 to just 22 last season... the 21-sack decrease from 2006 to 2007 was the third-best improvement for any line in the NFL... only Cleveland and Oakland improved more... started on kickoff weekend against Kansas City (9/9) for the first time in his short NFL career... started against Tennessee (10/21)... made three miscellaneous tackles... started the 20th game of his career against Tampa Bay (12/9)... started at Indianapolis (12/23) serving as a team captain... missed a few plays after suffering a back injury.

2006 (Houston 12/7): Played in 12 games as a

WINSTON, ERIC



rookie and started the final seven contests at right tackle...played a key part in a rushing attack that improved dramatically over the second half of the season and produced more than 100 yards on the ground in five of the last seven games...made his professional debut as a reserve lineman at Dallas (10/15)...came on in relief of an injured Zach Wiegert at Jacksonville (11/12)...made first career start at RT against Buffalo (11/19) and helped the team rush for 188 yards, the third-best total in franchise history.

COLLEGE: A very highly-rated tackle out of Miami...began his Miami career as a tight end...injury during junior season limited play...helped lead a highly ranked offense in his three full seasons...All-American first team selection by

Winston's Career Statistics

Games/Starts: 2006: 12/7 2007: 16/16, 2008: 16/16; Total: 44/39.

Walter Camp, American Football Coaches Association (AFCA) and Sports Illustrated as a senior in 2005, adding second-team honors from the Associated Press...All-Atlantic Coast Conference first team pick and recipient of the Jacobs Trophy, given to the ACC's top offensive lineman.

PERSONAL: Hails from Midland, Texas...married to Jenny...team won three consecutive Texas Class 5A titles at Midland Lee High School...played tight end and defensive end...SuperPrep National Elite 50 Team...Houston Chronicle Texas Top 100...First-Team All-American by ESPN.com...First-Team All-USA Today...caught 20 passes for 210 yards and three touchdowns as a senior...made 13 catches for 325 yards and one touchdown as a junior...has one daughter, Julie.





2009 HOUSTON TEXANS DRAFT CLASS

Round	Selection	Player	Pos.	HT.	WT.	School
1	15	Brian Cushing	LB	6'3"	243	USC
2	46	Connor Barwin	DE	6'4"	255	Cincinnati
3	77	Antoine Caldwell	C	6'3"	307	Alabama
4	112	Glover Quin	CB	5'11"	200	New Mexico
4	122	Anthony Hill	TE	6'6"	265	North Carolina State
5	152	James Casey	TE	6'3"	243	Rice
6	188	Brice McCain	CB	5'9"	182	Utah
7	223	Troy Nolan	S	6'2"	207	Arizona State





CUSHING, BRIAN

Height: 6-2
 Weight: 262
 Drafted: 1st round (15th overall)
 College: University of Southern California
 Hometown: Park Ridge, New Jersey
 Rookie
 1st with Texans
 Age as of Kickoff Weekend 2009: 24



BRIAN CUSHING

LINEBACKER

TRANSACTIONS: Selected by Houston Texans in the first round (15th pick overall) of the 2009 NFL Draft.

COLLEGE: Cushing started 38 of 44 games he played in, including 13 at right defensive end and 31 at strong-side outside linebacker...finished his career with 178 tackles (101 solos) that included 8.5 quarterback sacks for minus 57 yards, 27.0 stops for losses totaling 106 yards and two pressures...intercepted one pass and deflected 12 others...blocked two punts.

2008 (USC): All-American first-team selection by Sports Illustrated, earning second-team accolades from The Sporting News and Associated Press, and third-team recognition from The NFL Draft Report, Rivals.com and College Football News...consensus All-Pac 10 Conference first-team choice...finalist for the Butkus Award, semifinalist for the Lombardi Award and quarter-finalist for the Lott Trophy...ranked second on the team with 73 tackles (46 solos)...added three sacks for minus 22 yards and led the squad with 10.5 stops for losses...also had a QB pressure, along with a forced fumble...deflected six passes and recorded his first career interception.

2007 (USC): Earned All-Pac 10 Conference honorable mention...finished with 25 tackles (14 solos), a 2-yard sack and 2.5 stops for losses of 4 yards...deflected two passes and recovered one fumble...helped the Trojans rank second in the nation in both scoring defense (16.0 ppg) and

total defense (273.15 ypg), as they also ranked fourth vs. the run (84.15 ypg) and sixth in pass efficiency defense (102.07 rating).

2006 (USC): Shifted to the right defensive end position in USC's hybrid 3-4...earning Sophomore All-America third-team honors from *College Football News*... All-Pac 10 Conference second-team choice...recorded 57 tackles (27 solos) with 4.5 sacks for minus 33 yards, tied for second on the team...led the Trojans with a career-high 13.5 stops for losses...scored on a 42-yard onside kick return and blocked a punt that he advanced 21 yards.

2005 (USC): Started last four games on the strong side including national title game vs. Texas... made 23 tackles (14 solos), including 0.5 for a loss, plus had three pass deflections, two fumble recoveries and a blocked punt that he returned six yards...after the season, he had surgery to repair a dislocated shoulder.

HIGH SCHOOL: Attended Bergen Catholic (Oradell, N.J.) High School...earned *Parade*, *USA Today*, *Prep Football Report*, *Scout.com*, *Super Prep*, *EA Sports* and *Prep Star* All-American honors as a senior...recorded 120 tackles, 11 stops for loss, 10 sacks and seven interceptions as a linebacker in 2004...played running back and tight end...gained 475 rushing yards with 10 touchdowns and caught 13 passes for 456 yards (35.1 avg) with seven scores.



BARWIN, CONNOR

Height: 6-4
 Weight: 256
 Drafted: 2nd round (46th overall)
 College: University of Cincinnati
 Hometown: Detroit, Michigan
 Rookie
 1st with Texans
 Age as of Kickoff Weekend 2009: 22



CONNOR BARWIN

DEFENSIVE END

TRANSACTIONS: Selected by Houston Texans in the second round (46th pick overall) of the 2009 NFL Draft.

COLLEGE: In 51 games, started 16 contests (14 at defensive end, one at tight end, one at H-Back)...produced 66 tackles (40 solos) with 16 solo tackles on special teams...registered 12.0 sacks for minus 74 yards, 18.0 stops for losses of 94 yards and 20 QB pressures...blocked five kicks, recovered three fumbles, deflected eight passes, had ...his 12.0 quarterback sacks in 2008 rank third on the school season-record list...played on the Bearcats basketball team for two seasons as a walk-on.

2008 (Cincinnati): All-American and All-Big East Conference first-team selection...recipient of the Claude Rost Award, given to the team's Most Valuable Player...moved to the defensive line for his final season...started the first nine games at strongside defensive end...recorded 53 tackles (27 solos) and led the team and Big East while ranking tied for seventh in the nation with 12.0 sacks for minus 74 yards...his 12.0 sacks rank third on the school season-record list...registered a league-high 20 quarterback pressures...recorded three fumbles and led the league with three blocked kicks.

2007 (Cincinnati): A standout on special teams, as well as a key player in the tight end rotation...played in 12 games...registered 31 receptions for 399 yards, including two touchdowns...set

personal bests with six catches for 109 yards, including a 31-yarder at Miami (OH)...snared three passes for 39 yards, including a seven-yard touchdown grab vs. Marshall...collected seven grabs for 86 yards, including a 26-yard catch and run, in the Papajohns.com Bowl.

2006 (Cincinnati): Saw action in all 13 games as a regular on special teams and on alternate at the tight end position...made a reception in three of the first four games...had a career day, finishing with five catches for 68 yards and two touchdowns at West Virginia...played in 23 games as a walk-on for the basketball team.

2005 (Cincinnati): One of two true freshmen to see action on offense...played in all 11 games as a backup tight end...caught a pair of passes for 72 yards, turning one into a 38-yard gain, at Penn State...made receptions in six other games...averaged 18 yards per catch, second-best on the team...joined the basketball team in early January...saw action in each of the final 16 games as a backup to the forward positions.

HIGH SCHOOL: First-team all-state selection as a senior...earned all-league, all-Catholic, and all-district honors...recipient of team's offensive and defensive MVP awards...rated the No. 17 player in Michigan by the *Detroit Free Press*...all league selection in basketball as a junior and all-Catholic as a senior...helped school to a district title as a junior.



CALDWELL, ANTOINE

Height: 6-3
 Weight: 312
 Drafted: 3rd round (77th overall)
 College: University of Alabama
 Hometown: Montgomery, Alabama
 Rookie
 1st with Texans
 Age as of Kickoff Weekend 2009: 23



ANTOINE CALDWELL CENTER

TRANSACTIONS: Selected by Houston Texans in the third round (77th pick overall) of the 2009 NFL Draft.

COLLEGE: Caldwell started 48 games during his career at Alabama, including 34 at center, 12 at left offensive guard, one at right guard and one at right tackle...participated in 1,569 offensive snaps...allowed just one quarterback sack on 806 pass plays during his final 23 games...one of eight players in school history to serve as team captain twice in a career...became the first Crimson Tide football player to graduate in under three years, earning his degree in Human Environmental Sciences.

2008 (Alabama): All-American first-team selection by the American Football Coaches Association and *The Sporting News*...consensus All-Southeastern Conference first-team pick...recipient of the team's Mal Moore Leadership Award...named the team's Most Inspirational Player... starting 14 games at center...allowed no QB sacks and just three pressures on 334 pass plays...helped the team average 184.6 yards rushing, 171.1 yards passing, 355.7 yards in total offense and 30.1 points per game.

2007 (Alabama): Started the team's first five games and the Independence Bowl vs. Colorado at center...versatility proved invaluable when injuries depleted the offensive line's depth, as he started at left guard vs. Houston and right guard vs. Mississippi...returned to action for the season

finale vs. Auburn, starting that contest at right tackle...despite all of his position shifting and missing four games allowed just one quarterback sack and four pressures on 320 pass plays.

2006 (Alabama): Garnered All-Southeastern Conference honors from the league's coaches in his first full season as the Tide's starting center... ranking second on the team, as he also produced eight touchdown-resulting blocks...one of just five players on the team to log over 800 plays (810) during the regular season.

2005 (Alabama): Freshman All-SEC first-team and All-SEC honorable mention from the league's coaches...earned the Paul Crane Most Improved Offensive Lineman Award...started the team's first eleven games at left offensive guard before shifting to center vs. Texas Tech in the Cotton Bowl...registered 62 knockdowns while participating in 772 snaps.

2004: Redshirted as a freshman, performing on the scout team as an offensive guard after he recovered from a broken bone in his foot.

HIGH SCHOOL: Attended Lee (Montgomery, Ala.) High School...allowed just one quarterback sack as a senior...earning All-State first-team honors...rated the tenth-best overall prospect in the state of Alabama by *Super Prep* magazine...has an older brother, Arsenio and a twin brother, Anthony.



QUIN, GLOVER

Height: 6-0
 Weight: 203
 Drafted: 4th round (112th overall)
 College: University of New Mexico
 Hometown: Summitt, Mississippi
 Rookie
 1st with Texans
 Age as of Kickoff Weekend 2009: 23



GLOVER QUIN

CORNERBACK

TRANSACTIONS: Selected by Houston Texans in the fourth round (112th pick overall) of the 2009 NFL Draft.

COLLEGE: Played in 36 career games (34 starts)... earned consensus first team all-MWC honors in 2008 after being an Honorable Mention pick his first two years...named 2007 1st team all-MWC selection...helped lead the Lobos pass defense to a No. 20 national ranking in 2007...finished his career with 156 tackles, a school record 32 pass break-ups and seven interceptions...graduated with a degree in Business Administration in December of 2008.

2008 (New Mexico): First team all-MWC selection...voted Most Valuable Player by his teammates - the first defensive back since Brian Urlacher in 1999...led the MWC with career-high five interceptions...ranked 1st in the league with 16 passes defended...53 tackles, including 4.5 tackles for loss- the most ever by a Lobo cornerback.

2007 (New Mexico): Honorable Mention all-MWC selection...overcame a serious injury...returned to part-time action in Week 5 vs. BYU and played his first pain-free game of the season at Wyoming...the Lobos' pass defense was better with Quin back to 100%, allowing an average of just 161 passing yards the final eight games with him completely healthy.

2006 (New Mexico): Made 13 starts...honorable mention all-MWC pick...led the MWC with 12 pass break-ups...ranked 3rd on the team (29th MWC) with 63 tackles, which was the most by a UNM corner since 1995...also had 2 tackles for loss, forced and recovered a fumble.

2005 (Southwest Mississippi CC): Posted 40 tackles, eight deflections, two interceptions and a TD...broke his right arm the second game of the 2004 season and missed the remainder of the year.

HIGH SCHOOL: Attended North Pike HS in Summitt (Miss.)...four-year letterman in football and basketball, and was the Jaguar's team MVP in both sports as a senior...totaled 2,552 rushing yards, 224 tackles and 13 interceptions in his prep career...played for head coach Adam Barron...received the U.S. Army Scholar-Athlete Award.



HILL, ANTHONY

Height: 6-5
Weight: 265
Drafted: 4th round (122nd overall)
College: North Carolina State University
Hometown: Houston, Texas
Rookie
1st with Texans
Age as of Kickoff Weekend 2009: 22



ANTHONY HILL *TIGHT END*

TRANSACTIONS: Selected by Houston Texans in the fourth round (122nd pick overall) of the 2009 NFL Draft.

CAREER: Finished his career with 79 receptions for 852 yards and five touchdowns...saw action in 37 games...missed 2007 season due to knee injury...finished with a 10.8 yards-per-catch average...three-year started in the ACC...accomplished blocker and good hands...majored in sports management.

2008 (North Carolina State): Made his first appearance since the 2006 season in that contest after missing the 2007 season due to injury...suffered a chest injury in his first game back...caught 19 passes for 234 yards and four touchdowns on the season...ended the season strong in the last six games, tallying 14 of his 16 receptions in those contests and scored three touchdowns...one of two team captains elected by his peers prior to the season...earned the team's Ken McNeil Iron Wolf Award for the greatest comeback from injury.

2007 (North Carolina State): Suffered a torn ACL in July and underwent surgery before preseason camp began...missed 2008 spring workouts, but hopes to be ready for fall camp.

2006 (North Carolina State): A second-team 2006 All-ACC...led NC State with 45 catches...ranked

fifth in the ACC with 3.75 receptions per game...pulled down the longest catch of his career, a 29-yarder, versus Maryland...led the team in receiving six times, including Akron and UNC when he had a career-high seven grabs.

2005 (North Carolina State): Started 11 of 12 games...scored his first career touchdown in the win at Florida State, that ended up being the game winner...pulled in a career-high four grabs in the loss at Wake Forest...named the Wolfpack's most dependable tight end following 2006 spring drills.


2004 (North Carolina State): Saw action in four contests, including a season-high of 12 snaps in the win over East Carolina in the season finale...did not have a catch for the season...co-recipient of the most improved tight end award following 2005 spring drills...named the King of the Boards for the offense as well.

HIGH SCHOOL: Played one season at Hargrave Military Academy...collected 10 catches after switching to tight end from the defensive side of the ball...played defensive end in high school...rated No. 44 nationally at his position by Rivals.com.



CASEY, JAMES

Height: 6-3
 Weight: 244
 Drafted: 5th round (152nd overall)
 College: Rice
 Hometown: Azle, Texas
 Rookie
 1st with Texans
 Age as of Kickoff Weekend 2009: 25



JAMES CASEY

TIGHT END

TRANSACTIONS: Selected by Houston Texans in the fifth round (152nd pick overall) of the 2009 NFL Draft.

COLLEGE: Appeared in 25 games, starting 17... recorded 157 receptions for 1,914 yards and 17 touchdowns...his 157 receptions ranked third, 1,914 receiving yards ranked fourth in Rice history and added 11 touchdowns on 102 carries for 392 yards...completed 4-of-12 passes for 37 yards, two touchdowns and one interception... returned 15 punts for 117 yards (7.8 avg) and gained 2,393 all-purpose yards, an average of 95.72 yards per game...set school season-records with 111 receptions for 1,329 yards in 2008, became the first player in school history to catch more than 100 passes in a season...selected in the seventh round of the 2003 Major League Baseball Draft by the Chicago White Sox as a pitcher...triple major in Economics, Managerial Studies and Sports Management.

2008 (Rice 13/13): All-American first-team selection by *The NFL Draft Report*, earning third-team honors from Rivals.com...Academic All-American second-team choice by ESPN...unanimous first-team All-Conference USA pick...started all thirteen games at the "Y" receiver position, but also saw action at the other three receiver spots, in addition to playing quarterback and returning punts...led the conference and ranked second in

the nation with an average of 8.54 receptions per game... ranked seventh nationally with an average of 192.2 receiving yards per game.

2007 (Rice 12/4): Freshman All American first-team selection by the Football Writers Association, adding second-team honors from *The Sporting News* and Rivals.com...consensus C-USA All-Freshman team choice...started four of 12 games, ranking second on the team with 46 receptions for 585 yards (12.7 avg) and four touchdowns...carried 45 times for 144 yards (3.2 avg) and five scores...completed 2-of-7 passes.

HIGH SCHOOL: Standout in both football and baseball...earned All-District honors as a quarterback during his junior year in 2001...missed most of his senior football season with injury problems...named All-State and Academic All-State in baseball...named District 6-4A Most Valuable Player as a senior...threw a no-hitter in first varsity game...married to Kylie.



McCAIN, BRICE

Height: 5-9
Weight: 179
Drafted: 6th round (188th overall)
College: University of Utah
Hometown: Terrell, Texas
Rookie
1st with Texans
Age as of Kickoff Weekend 2009: 22



BRICE McCAIN CORNERBACK

TRANSACTIONS: Selected by Houston Texans in the sixth round (188th pick overall) of the 2009 NFL Draft.

COLLEGE: Three-year starter played in 49 games, starting 39...won all-MWC recognition as a defensive back (2007-08) and kick returner (2006)...103 career tackles...21 career pass breakups is tied for sixth all-time at Utah...37 kick returns ranks ninth at Utah while 846 kick return yards is 11th...economics major.

2008 (Utah): First team all-MWC pick started all 13 games at cornerback...35 tackles, five pass breakups and an interception...season-high six tackles with a pass breakup vs. BYU...a sack and a pass breakup vs. New Mexico...one kick return for 23 yards against Michigan.

2007 (Utah): Second team all-MWC defensive back started all 13 games...11 pass breakups tied for fifth all-time at Utah in a season and was tied for third in the MWC...finished fifth in the MWC in passes defended with 12...had one interception...28 tackles and one forced fumble...on the kickoff return team for the first seven games and led the team with 18 returns for 419 yards (23.3

average)...career-best 102 yards in kickoff returns against UCLA (long of 46).

2006 (Utah): Played in 13 games, starting 12 at cornerback...honorable mention all-conference kick returner...led Utes with five pass breakups...28 total tackles...began returning kickoffs in game five and finished fourth in the MWC in kick return average (22.4 average)...long returns of 54 yards at New Mexico and 43 yards at Wyoming.

2005 (Utah): Appeared in 10 games with one start as a true freshman cornerback...12 total tackles included 10 solo stops...season-high five tackles against Colorado State...academic all-MWC.

HIGH SCHOOL: All-state and all-area...all-district as a running back and defensive back...county and Terrell High (Texas) MVP...played cornerback, wide receiver and running back and returned punts and kickoffs...also lettered in basketball and track...ran 100 meters in 10.3 seconds...on 400 meter relay team that placed second in the state...has six siblings and two stepbrothers.



NOLAN, TROY

Height: 6-2
 Weight: 206
 Drafted: 7th round (223rd overall)
 College: Arizona State University
 Hometown: Woodland Hills, California
 Rookie
 1st with Texans
 Age as of Kickoff Weekend 2009: 22



TROY NOLAN SAFETY

TRANSACTIONS: Selected by Houston Texans in the seventh round (223rd pick overall) of the 2009 NFL Draft.

COLLEGE: Started all 25 games in the last two seasons...served as a team captain in 2008...recorded 128 tackles (81 solo), 13 pass break-ups and 10 interceptions over his two-year career...scored five touchdowns on defense, with four interception returns and one fumble return...had six interceptions in 2007, the most by a Sun Devil since 1989...earned his degree (B.I.S., interdisciplinary studies)...plans to pursue a career working for the F.B.I. once his football career ends.

2008 (Arizona State): Started all 12 games...earned Second-Team All-Pac-10 honors...second on the team with four interceptions and led the defense with 167 interception return yards and three touchdown returns...tied for fourth in the Pac-10 with his four interceptions, and his 167 interception return yards led the conference...was fourth on the team with 64 tackles (42 solo) and second with six pass break-ups.

2007 (Arizona State): Started all 13 games at safety...led the team with six interceptions, 129

interception return yards and two interception returns for touchdowns... finished third on the team with 64 tackles (39 solo) and second with seven pass break-ups...earned Second-Team All-Pac-10 honors.

2006 (Arizona State): Redshirted due to injury.

2005/2004 (College of the Canyons): named All-Western States Conference first-team on defense in 2005...led College of the Canyons to the National Championship, the Western States Conference Championship and the California State Championship in 2004...also led the College of the Canyons to the Western States Conference Championship in 2005.

HIGH SCHOOL: Graduated from El Camino Real High School in Woodland Hills (Calif.)...named first-team All-West Valley Conference on defense in 2003 and second-team on offense...was the Most Valuable Player of the West Valley Conference in 2003...named second-team All-West Valley Conference on defense in 2003 and first-team on offense...named the El Camino Real High defensive Player of the Year in football in 2003...captained the football team in 2003...lettered in football, basketball, track and field and soccer.



UNDRAFTED ROOKIES

AUBREY BELL, WR, 6-3, 216 LBS, MISSISSIPPI STATE

Signed by the Houston Texans as an undrafted free agent on May 1, 2009...played in 42 games, starting 21 at wide receiver...caught 55 passes for 633 yards with one touchdown...also registered four special teams tackles...came to Starkville as a receiver but was moved to defensive back briefly as a freshman...had his best season as a senior when he started a career-high 10 games and caught 31 passes for 271 yards...played in all 13 games, starting eight, as a junior in 2007 and caught 14 passes for 186 yards and a touchdown...scored at South Carolina (9/29) on a 28-yard reception...played in the final six games as a sophomore in 2006 and caught eight balls for 151 yards...played in all 11 games as a true freshman in 2005, starting one...started vs. Alabama (11/5) and made first two catches of his career for 25 yards...sports communication major...four-year starter at Pritchard (Ala.) Blount High School, starting at wide receiver and free safety...also a standout basketball player...born Aubrey Jermaine Bell in Mobile, Ala.

JUSTIN BRANTLY, P, 6-3, 250 LBS, TEXAS A&M

Signed by the Houston Texans as an undrafted free agent on May 6, 2009...a four-year letterman at Texas A&M...ended his Aggie career with an average of 44.3 yards per punt and became the only punter in Aggie history to average at least 43 yards per kick for four straight years...was named second-team All-America by Rivals.com as a senior and ended the 2008 season as the third-ranked punter in the country with an average of 45.7 per kick...named second team All-Big 12 punter by both the conference coaches and the Austin American Statesman as a junior in 2007...named to the Ray Guy Award watch list for the second straight season...averaged 44.2 yards per punt...Ray Guy Award watch lister as a sophomore in 2006 when he averaged 44.3 yards per punt...earned second-team All-Big 12 honors...averaged an A&M freshman-record 43.2 yards in 2005, which broke the old mark set by former A&M All-American and current NFL All-Pro Shane Lechler...earned Freshman All-American honors from SportingNews.com and Rivals.com...kinesiology major...seven-time all-district selection at punter, placekicker or tight end and a two-time all-state selection at punter for Sealy (Texas) High School...born Justin Jay Brantly in Corpus Christi, Texas.

DOUG DEDRICK, T, 6-5, 304 LBS, IOWA STATE

Signed by the Houston Texans as an undrafted free agent on May 4, 2009...started all 24 games in two years at Iowa State...started 12 games at left tackle as a senior in 2008...helped the offense average 386.8 yards and 25.3 points per game...as a junior in 2007, started all 12 games at left tackle and helped the offense average 326.9 yards per game...transferred to Iowa State from Scottsdale Community College...started all 20 games over two seasons at offensive tackle...interdisciplinary studies major...earned all-state honors and all-region honors at offensive line and at defensive end at Corona Del Sol High School in Tempe, Ariz.

ARIAN FOSTER, RB, 6-1, 222 LBS, TENNESSEE

Signed by the Houston Texans as an undrafted free agent on May 1, 2009...rushed for 2,964 yards in four years at Tennessee...led the team with 570 rushing yards and a touchdown as a senior in 2008...also caught 19 passes for 166 yards...finished sixth among SEC rushing leaders with 1,193 yards as a junior in 2007 and earned second-team All-SEC honors from the Associated Press and Rivals.com...his 12 rushing TDs were most by Vol runner since Jay Graham had 12 in 1995...also caught 39 passes for 340 yards and two scores...rushed 91 times for 322 yards with five touchdowns and caught 11 passes for 88 yards as a sophomore in 2006...earned freshman All-America accolades from Rivals.com and The Sporting News in 2005 when he ran for 879 yards and five touchdowns...ran for a career-high 223 yards against Vanderbilt...redshirted in 2004...*San Diego Union-Tribune's* All-San Diego Western League Player of the Year as a senior at Mission Bay High School...named All-West Region by *PrepStar*...also earned All-California Interscholastic Federation honors...led county with 2,500 all-purpose yards, racking up 2,093 rushing yards and 24 touchdowns while adding six scores on kickoff returns as senior in 2003...also part of the basketball and track and field squads.

UNDRAFTED ROOKIES



BRETT HELMS, C, 6-2, 298 LBS, LSU

Signed by the Houston Texans as an undrafted free agent on May 1, 2009...played in 46 games during his LSU career, starting 41 times...made 39 starts at center and LSU was 30-9 in those games...other starts came at left guard during his redshirt freshman season in 2005...started all 13 game at center as a senior in 2008...finished with 62 knockdowns and graded out at 85% or better seven times, including season-best 90% in bowl win over Georgia Tech...played and started all 14 games as a junior in 2007...helped lead LSU to the national championship...played and started in 12 games for the Tigers in 2006...recorded a team-high 108 knockdown blocks and 15 pancake blocks, while being whistled for just four penalties...opened redshirt freshman season as the starter at left guard and played in five games with two starts...saw action in two games as a true freshman in 2004...granted a medical redshirt following the season...graduated in May of 2008 with a degree in general studies...four-year starter at Stuttgart (Ark.) High at offensive guard and defensive tackle...member of state championship team that posted a 14-0 record in 2002...born Charles Brett Helms in Pine Bluff, Ark.

TIM JAMISON, DE, 6-3, 270 LBS, MICHIGAN

Signed by the Houston Texans as an undrafted free agent on May 1, 2009...four-year letterman at Michigan...played in 50 career games and made 25 starts at defensive end...earned 2008 All-Big Ten honorable mention accolades from the media...elected 2008 team captain...seventh in career sacks at Michigan...amassed 129 stops, 29.5 tackles for loss, 20 sacks, four forced fumbles, one interception and five pass breakups during his career...posted five or more sacks in three straight seasons (2006-08)...recorded 50 tackles, 10.5 tackles for loss, 5.5 sacks and two pass breakups as a senior in 2008...earned honorable mention All-Big Ten honors when he notched 52 tackles, 10 tackles for loss, 5.5 sacks, an interception, three passes defended and two forced fumbles in 2007...contributed 13 tackles and five sacks in 2006...earned freshman All-Big Ten honors from *The Sporting News* in 2005 when he made 10 tackles, four tackles for loss and three sacks...played in three games as a true freshman in 2004 before suffering a season-ending injury...general studies major...made 217 tackles with 89 solos, 45 sacks, 71 tackles for losses and 14 forced fumbles in his career at Thornton High School in Riverdale, Ill....selected to play in the 2004 U.S. Army All-American Game...two-year letterman on the varsity basketball and baseball teams...full name is Tim Jamison II.

JEREMIAH JOHNSON, RB, 5-9, 210 LBS, OREGON

Signed by the Houston Texans as an undrafted free agent on May 1, 2009...rushed for 2,336 yards and 30 touchdowns in four seasons at Oregon...also caught 36 passes for 303 yards and a touchdown, returned 13 punts for a 9.8-yard average and averaged 15.6 yards on 30 kickoff returns...rushed for 1,201 yards, the sixth-highest total in team history, as a senior in 2008 despite returning from a major knee injury...rushed for 344 yards and five touchdowns in six games in 2007 while splitting time with eventual first-round pick Jonathan Stewart...finished second on the team with 644 yards and scored 10 touchdowns as a sophomore in 2006...played in the final eight games as a freshman in 2005 and finished the year with 147 yards and two touchdowns on 24 carries...political science major...ran for 615 yards and 18 touchdowns rushing as a senior at Dorsey High in Los Angeles despite splitting time at running back...born Jeremiah Alex Johnson in Los Angeles.

MIKE JONES, WR, 6-4, 212 LBS, ARIZONA STATE

Signed by the Houston Texans as an undrafted free agent on May 4, 2009...played in 49 games and started 33 in his Arizona State career, including every game during his junior and senior seasons...totaled 1,853 yards on 131 receptions with 17 touchdown catches...led the team with 61 receptions for 744 yards as a senior in 2008 and tied for the team lead with four touchdown catches...named Second-Team All-Pac-10...led the Sun Devils with 10 touchdown catches in 2007 and was second on the team with 46 catches and 769 receiving yards...earned honorable mention All-Pac 10 honors...played in 13 games, starting eight in 2006 and led all Sun Devil wide receivers with 20 catches for 318 yards (15.9 avg.) and three touchdown catches...caught four passes for 22 yards as a redshirt freshman in 2005...



UNDRAFTED ROOKIES

redshirted in 2004...also played center field on the Sun Devils baseball team...played in 94 games, starting 34, and hit for a .226 average with 29 runs scored in three seasons on the diamond...earned his degree in interdisciplinary studies in May of 2008...threw for 1,997 yards and 17 touchdowns and rushed for 684 yards and five more touchdowns at Ft. Bend Austin High near Houston...was the starting quarterback for the Texas High School All-Star game the summer after his senior year...born Michael Anthony Jones in Humble, Texas.

JOSH LEONARD, DT, 6-3, 292 LBS, HAWAII

Signed by the Houston Texans as an undrafted free agent on May 1, 2009...transferred to Hawaii after two years at Sierra College...recorded 44 tackles and four sacks in two seasons...played in and started 12 of 14 games as a senior and registered 32 tackles, including 19 solos...also had two sacks in leading the Warriors to a 7-7 mark...saw action in all 13 games as a junior in 2007 and helped Hawaii post a 12-0 regular-season record and earn a birth in the Sugar Bowl...notched 12 tackles, including eight solo stops, and two sacks...also recovered a fumble vs. Boise State and blocked a field goal against Washington.

MARK PARSON, CB, 5-10, 192 LBS, OHIO

Signed by the Houston Texans as an undrafted free agent on June 4, 2009...played in 48 games at Ohio and totaled 150 career tackles and five interceptions...played in all 12 games as a senior in 2008 and finished the year with 45 tackles, including 31 solos, and had two interceptions and one forced fumble...played in 12 games as a junior in 2007 and recorded 30 solo and 19 assisted tackles with one tackle for a loss, two interceptions, seven passes defended and one forced fumble...returned seven punts for a total of 17 yards...played in all 14 games as a sophomore, starting the last 10...made 44 tackles, including two for loss, and recorded 16 passes defended and one interception...appeared in 10 games as a true freshman in 2005, starting two, and ended the season with 17 total tackles, two sacks and three pass breakups...recorded two sacks had two kick returns for 32 yards on the season...picked off five passes and returned a fumble 40 yards for a score at Fork Union Military Academy in 2004...named second team all-state at Monacan High School, where he broke the single-season rushing record, gaining 1,600 yards...also lettered in track and field and basketball.

TODDRICK VERDELL, LB, 6-3, 232 LBS, FLORIDA STATE

Signed by the Houston Texans as an undrafted free agent on May 1, 2009...played in 30 games with 12 starts at Florida State...started 12 games at WLB as a senior in 2008 and finished second on the team with 66 total tackles...recorded four sacks, eight tackles for loss and an interception...recorded 22 tackles as a junior in 2007 to go along with an interception and a touchdown...interception came vs. Miami and he returned the pick 45 yards for a score...appeared in seven games in 2006, his first year in Tallahassee, and notched three total tackles...social science major...played safety at Butler Community College and totaled 73 tackles, three interceptions, two forced fumbles and two tackles for loss in 10 games during the 2005 season...earned All-America second team and all-region first team honors by the NJCAA...led Hart County (Ga.) High to the state playoffs in each of his four years as a member of the varsity football team...also earned a varsity letter in basketball.

JAKE VISSER, DT, 6-2, 292 LBS, FERRIS STATE

Signed by the Houston Texans as an undrafted free agent on May 1, 2009...two-time *ESPN The Magazine* College Division Academic All-America First Team selection...one of 24 candidates for the 2008 Harlon Hill Award, which is annually presented to the top collegiate player at the Division II level...was an American Football Coaches Association and Daktronics All-America First Team pick...competed in the 2009 Valero Cactus Bowl...2008 GLIAC Jack McAvoy Award winner for character and leadership on and off the field...two-time AFCA All-America First Team selection...tabbed as a first-team All-American by *D2Football.com* and *Don Hansen's Football Gazette*...tabbed to the *Associated Press* Little All-America First Team...four-time all-conference choice and three-time first-team selection...

UNDRAFTED ROOKIES



led the team with 105 tackles, 16 tackles for loss, 7.5 sacks, two fumble recoveries, four blocked kicks and a forced fumble in 11 contests as a senior in 2008...was second on the team with 106 tackles in 2007, led the squad in tackles for loss with 14.5 and had a team-best nine quarterback hurries along with 5.5 sacks.

JASON WATKINS, T, 6-6, 325 LBS, FLORIDA

Signed by the Houston Texans as an undrafted free agent on May 4, 2009...saw action in 53 games, including 29 starts at Florida...started all 14 contests for the Gators at right tackle, helping lead the team to the national championship...elected a team captain by his teammates...garnered AP Honorable Mention All-SEC accolades...played in the 2009 Under Armour Senior Bowl...started all 13 games at left tackle as a junior in 2007...saw action in every contest and started twice for the national champion Gators in 2006...saw action in all 12 games on special teams in 2005...redshirted in 2004...anthropology major...named to Florida's Class 4A all-state first team as a senior at Lake Gibson (Fla.) Lakeland High...played only two seasons of football in high school...selected first-team all-county and first-team all-state...participated in 2003 CaliFlorida Bowl...born in New Orleans, La.






2008 SEASON IN REVIEW

TEXANS WIN EIGHT GAMES BACK-TO-BACK

The Houston Texans finished the 2008 campaign with their second consecutive 8-8 season. The 16 wins over two seasons are the most in team history. Head coach Gary Kubiak became the Texans all-time leader in wins, amassing 22 over his first three seasons in Houston.

The Texans finished the season with four wins in the month of December to set a team record for wins in a month. Houston won five of its last six games which included the team's first four-game winning streak. The Texans finished the season with a win over the Chicago Bears 31-24 for their third consecutive win in the season finale.

Houston began the season with three consecutive road games, becoming the first team since 2001 to start the home portion of their season in October. The Texans endured Hurricane Ike, which hit in the Houston area on September 13 and damaged the roof of Reliant Stadium forcing the team to reschedule their Week 2 matchup against Baltimore. The Texans started the year 0-4, but managed to finish 8-4 over the last 12 weeks becoming the 10th team in NFL history to start 0-4 or worse and finish .500 or better.



PRESEASON

Sat., Aug. 9	Denver	W	19-16
Sat., Aug. 16	@ New Orleans	W	31-27
Fri., Aug. 22	@ Dallas #	L	23-22
Thur., Aug. 28	Tampa Bay	L	16-6

REGULAR SEASON

Sun., Sept. 7	@ Pittsburgh	L	38-17
Sun., Sept. 14	BYE WEEK		
Sun., Sept. 21	@ Tennessee	L	31-12
Sun., Sept. 28	@ Jacksonville	L	30-27 OT
Sun., Oct. 5	Indianapolis	L	31-27
Sun., Oct. 12	Miami	W	29-28
Sun., Oct. 19	Detroit	W	28-21
Sun., Oct. 26	Cincinnati	W	35-6
Sun., Nov. 2	@ Minnesota	L	28-21
Sun., Nov. 9	Baltimore	L	41-13
Sun., Nov. 16	@ Indianapolis	L	33-27
Sun., Nov. 23	@ Cleveland	W	16-6
Mon., Dec. 1	Jacksonville#	W	30-17
Sun., Dec. 7	@ Green Bay	W	24-21
Sun., Dec. 14	Tennessee	W	13-12
Sun., Dec. 21	@ Oakland	L	27-16
Sun., Dec. 28	Chicago	W	31-24

#- Nationally Televised Game





2008 SEASON IN REVIEW

WON-8

9/07	L	17-38
9/21	L	12-31
9/28	L	27-30 OT
10/05	L	27-31
10/12	W	29-28
10/19	W	28-21
10/26	W	35-6
11/02	L	21-28
11/09	L	13-41
11/16	L	27-33
11/23	W	16-6
12/01	W	30-17
12/07	W	24-21
12/14	W	13-12
12/21	L	16-27
12/28	W	31-24

*Sellouts

LOST-8

at Pittsburgh	*64,001
at Tennessee	*69,143
at Jacksonville	*64,061
Indianapolis	*70,118
Miami	*70,023
Detroit	*70,081
Cincinnati	*70,112
at Minnesota	*62,839
Baltimore	*70,552
at Indianapolis	*66,201
at Cleveland	*72,077
Jacksonville	*70,809
at Green Bay	*70,245
Tennessee	*70,831
at Oakland	43,687
Chicago	*70,838

	Texans	Opp.
TOTAL FIRST DOWNS	340	300
Rushing	106	114
Passing	210	167
Penalty	24	19
3rd Down: Made/Att	83/197	74/188
3rd Down Pct.	42.1%	39.4%
4th Down: Made/Att	14/23	10/13
4th Down Pct.	60.9%	76.9%
POSSESSION AVG.	31:57	28:03
TOTAL NET YARDS	6113	5385
Avg. Per Game	382.1	336.6
Total Plays	1019	935
Avg. Per Play	6.0	5.8
NET YARDS RUSHING	1846	1962
Avg. Per Game	115.4	122.6
Total Rushes	432	439
NET YARDS PASSING	4267	3423
Avg. Per Game	266.7	213.9
Sacked/Yards Lost	32/207	25/175
Gross Yards	4474	3598
Attempts/Completions	555/367	471/294
Completion Pct.	66.1%	62.4%
Had Intercepted	20	12
PUNTS/AVERAGE	53/42.3	67/44.4
NET PUNTING AVG.	35.2	37.2
PENALTIES/YARDS	80/664	81/659
FUMBLES/BALL LOST	28/12	19/10
TOUCHDOWNS	40	45
Rushing	16	18
Passing	21	24
Returns	3	3

SCORE BY PERIODS	1	2	3	4	OT	Total
TEXANS	77	109	78	102	0	366
OPPONENTS	84	85	86	136	3	394

SCORING	TD	Ru	Pa	Rt	PAT	FG	2pt	TP
Brown	0	0	0	0	37/37	29/33	0	124
Slaton	10	9	1	0			0	60
Johnson	8	0	8	0			1	50
Walter	8	0	8	0			0	48
Green	3	3	0	0			0	18
Schaub	2	2	0	0			0	12
Daniels	2	0	2	0			0	12
Anderson	2	0	2	0			0	12
Jones	2	0	0	2a			0	12
Moats	1	1	0	0			0	6
Leach	1	1	0	0			0	6
Reeves	1	0	0	1b			0	6
TEXANS	40	16	21	3	37/37	29/33	2	366
OPPONENTS	45	18	24	3*	43/43	25/29	2	394

a- J. Jones 70-yard punt return vs. MIA (10/12)
 J. Jones 73-yard punt return vs. CIN (10/26)
 b- J. Reeves 44-yard INT return at MIN (11/2)
 *- C. Finnegan 99-yard INT return at TEN (9/21)
 G. Brackett 68-yard FUM return vs. IND (10/5)
 J. Higgins 80-yard punt return at OAK (12/21)

PASSING	Att	Comp	Yds	Cmp%	Yds/Att	TD	TD%	Int	Int%	Long	Sack/Lost	Rating
Schaub	380	251	3043	66.1	8.01	15	3.9	10	2.6	65	23/ 149	92.7
Rosenfels	174	116	1431	66.7	8.22	6	3.4	10	5.7	61	9/ 58	79.5
Turk	1	0	0	0.0	0.00	0	0.0	0	0.0	---	0/ 0	39.6
TEXANS	555	367	4474	66.1	8.06	21	3.8	20	3.6	65	32/ 207	88.4
OPPONENTS	471	294	3598	62.4	7.64	24	5.1	12	2.5	96t	25/ 175	92.3

RUSHING	No.	Yds	Avg	Long	TD
Slaton	268	1282	4.8	71t	9
Green	74	294	4.0	14	3
Moats	26	94	3.6	12	1
Schaub	31	68	2.2	10	2
Taylor	14	37	2.6	17	0
Rosenfels	11	37	3.4	15	0
Walter	3	23	7.7	13	0
Turk	1	18	18.0	18	0
Leach	1	1	1.0	1t	1
Sapp	2	-3	-1.5	0	0
Jones	1	-5	-5.0	-5	0
TEXANS	432	1846	4.3	71t	16
OPPONENTS	439	1962	4.5	41T	18

RECEIVING	No.	Yds	Avg	Long	TD
Johnson	115	1575	13.7	65	8
Daniels	70	862	12.3	35	2
Walter	60	899	15.0	61	8
Slaton	50	377	7.5	46	1
Anderson	19	241	12.7	65	2
Davis	13	213	16.4	49	0
Leach	12	103	8.6	22	0
Dreessen	11	77	7.0	13	0
Green	11	32	2.9	8	0
Jones	3	81	27.0	45	0
Moats	3	14	4.7	5	0
TEXANS	367	4474	12.2	65	21
OPPONENTS	294	3598	12.2	96T	24

INTERCEPTIONS	No.	Yds	Avg	Long	TD
Reeves	4	108	27.0	44t	1
Wilson	2	36	18.0	19	0
Bennett	2	26	13.0	23	0
Robinson	2	0	0.0	0	0
Weaver	1	8	8.0	8	0
Diles	1	0	0.0	0	0
TEXANS	12	178	14.8	44T	1
OPPONENTS	20	221	11.1	99T	1

PUNTING	No.	Yds	Avg	Net	TB	In	Lg	B
Turk	53	2240	42.3	35.2	7	17	59	0
TEXANS	53	2240	42.3	35.2	7	17	59	0
OPPONENTS	67	2978	44.4	37.2	5	25	74	0

PUNT RETURNS	Ret	FC	Yds	Avg	Long	TD
Jones	32	17	386	12.1	73t	2
TEXANS	32	17	386	12.1	73T	2
OPPONENTS	21	14	235	11.2	80T	1

KICKOFF RETURNS	No	Yds	Avg	Long	TD
Davis	43	993	23.1	50	0
Jones	13	280	21.5	30	0
Moats	9	212	23.6	32	0
Leach	3	34	11.3	15	0
Taylor	1	17	17.0	17	0
White	1	7	7.0	7	0
Sapp	1	7	7.0	7	0
Walter	1	0	0.0	0	0
TEXANS	72	1550	21.5	50	0
OPPONENTS	73	1630	22.3	49	0

FIELD GOALS	1-19	20-29	30-39	40-49	50+
Brown	0/0	9/10	10/10	8/10	2/3
TEXANS	0/0	9/10	10/10	8/10	2/3
OPPONENTS	0/0	3/3	11/12	7/9	4/5

2008 SEASON IN REVIEW



Defensive Statistics

TACKLES	Solo	Asst	Total	Sacks (Yards)	QB Press	INT (Yards)	Pass Defensed	Forced Fumble	Fumble Recovery
D. Ryans	86	26	112	1 (9)	4	0 (0)	4	2	3
Z. Diles	47	19	66	1 (9)	2	1 (0)	2	1	0
E. Wilson	52	11	63	0 (0)	0	2 (36)	7	0	0
M. Williams	44	9	53	12 (82)	25	0 (0)	0	4	0
N. Ferguson	42	10	52	0 (0)	1	0 (0)	2	1	1
J. Reeves	47	3	50	0 (0)	0	4 (108)	19	1	0
A. Weaver	28	17	45	0 (0)	0	1 (8)	1	0	0
M. Greenwood	31	12	43	0 (0)	0	0 (0)	1	0	0
F. Bennett	33	8	41	0 (0)	0	2 (26)	6	2	0
D. Robinson	35	3	38	0 (0)	1	2 (0)	6	0	0
X. Adibi	26	8	34	0 (0)	1	0 (0)	0	0	1
K. Bentley	22	12	34	1 (15)	1	0 (0)	1	0	1
W. Dumps	20	10	30	0 (0)	0	0 (0)	0	0	0
B. Harrison	21	9	30	0 (0)	1	0 (0)	1	0	0
T. Johnson	24	5	29	1 (3)	5	0 (0)	2	1	0
De. Robinson	19	8	27	0 (0)	0	0 (0)	0	1	0
A. Okoye	15	9	24	1 (13)	3	0 (0)	2	1	1
D. Faggins	16	3	19	0 (0)	0	0 (0)	2	0	0
J. Zgonina	13	6	19	0 (0)	1	0 (0)	0	0	1
T. Bulman	10	7	17	4 (14)	9	0 (0)	0	0	1
E. Cochran	13	4	17	2 (21)	3	0 (0)	1	0	0
CC. Brown	12	3	15	0 (0)	0	0 (0)	1	0	0
D. Barber	4	1	5	1 (9)	1	0 (0)	1	0	0
C. Thompson	4	1	5	1 (0)	4	0 (0)	1	0	0
F. Okam	2	2	4	0 (0)	0	0 (0)	0	0	0
N. Kalu	2	2	4	0 (0)	0	0 (0)	0	0	0
J. Nading	3	1	4	0 (0)	0	0 (0)	0	0	0
TEAM	3	0	3	0 (0)	0	0 (0)	0	0	0
A. Molden	1	0	1	0 (0)	0	0 (0)	0	0	0
Total	675	209	884	25 (175)	62	12 (178)	60	14	9

Special Teams Statistics

SPECIAL TEAMS	Solo	Asst	Total	Blocks PAT	Punt	FG	Forced Fumble	Fumble Recovery
K. Bentley	16	7	23	0	0	0	0	0
A. Molden	16	3	19	0	0	0	0	1
D. Barber	8	2	10	0	0	0	0	0
D. Faggins	7	2	9	0	0	0	0	0
J. Dreesen	6	2	8	0	0	0	0	0
C. Thompson	4	4	8	0	0	0	0	0
N. Ferguson	6	1	7	0	0	0	0	0
C. Sapp	5	0	5	0	0	0	0	0
V. Leach	4	0	4	0	0	0	0	0
J. Reeves	2	1	3	0	0	0	0	1
B. Harrison	3	0	3	0	0	0	0	0
A. Davis	3	0	3	0	0	0	0	0
W. Dumps	0	2	2	0	0	0	0	0
R. Moats	1	2	3	0	0	0	1	0
J. Nading	1	1	2	0	0	0	0	0
M. Greenwood	0	2	2	0	0	0	0	0
C. Taylor	1	0	1	0	0	0	0	0
F. Bennett	2	0	2	0	0	0	0	0
T. Bulman	1	0	1	0	0	0	0	0
K. Brown	1	0	1	0	0	0	0	1
X. Adibi	1	0	1	0	0	0	0	0
D. Anderson	0	1	1	0	0	0	0	0
B. Pittman	0	1	1	0	0	0	0	0
TEAM	1	0	1	0	0	0	0	0
J. Jones	0	0	0	0	0	0	1	1
Total	89	31	120	0	0	0	2	4

2008 SEASON-IN-REVIEW



GAME #1
STEELERS 38, TEXANS 17
HEINZ FIELD, SEPTEMBER 7, 2008
ATTENDANCE: 64,001

	1Q	2Q	3Q	4Q	OT	Final
HOUSTON TEXANS	0	3	0	14		17
PITTSBURGH STEELERS	7	14	14	3		38

STEELERS Parker 7 run (Je. Reed kick)
STEELERS Parker 13 run (Je. Reed kick)
STEELERS Ward 13 pass from Roethlisberger (Je. Reed kick)
TEXANS K. Brown 34 FG
STEELERS Parker 4 run (Je. Reed kick)
STEELERS Ward 16 pass from Roethlisberger (Je. Reed kick)
TEXANS Walter 14 pass from Schaub (K. Brown kick)
STEELERS Je. Reed 44 FG
TEXANS Schaub 4 run (K. Brown kick)

	TEXANS	STEELERS
First Downs	20	21
Total Net Yards	234	305
Net Yards Rushing	75	183
Net Yards Passing	159	122
(Att/Comp/Int)	33-25-2	18-13-0
Punts-Average	4-43.3	3-43.0
Fumbles-Lost	1-1	3-1
Sacks-Yards	2-15	5-43
Penalties-Yards	5-43	4-41
Time of Possession	28:29	31:31

RUSHING: TEXANS- Slaton 13-43; Green 5-28; Schaub 2-4, TD.

STEELERS- Parker 25-138, 3 TD; Mendenhall 10-28, Roethlisberger 2-17, Leftwich 2-0.

PASSING: TEXANS- Schaub 25-33, 202 yards, 2 INT, TD.

STEELERS- Roethlisberger 13-14, 137 yards, 2 TD; Leftwich 0-4, 0 yards.

RECEIVING: TEXANS- A. Johnson 10-112; Green 4-3; Walter 3-41, TD; Daniels 3-33; Slaton 3-6; Leach 1-5; Anderson 1-2.

STEELERS- Ward 6-76, 2 TD; Miller 3-26; Holmes 2-19; Davis 1-10; Spaeth 1-6.

SUMMARY

The Houston Texans (0-1) lost to the Pittsburgh Steelers 38-17 in the season opener at Heinz Field. The physical Steelers defense shut out Houston for most of the first half while Pittsburgh raced out to a 21-0 lead. Texans DE Mario Williams collected two sacks and forced one fumble. Texans' LB DeMeco Ryans, coming off a Pro Bowl season, recovered the fumble Williams forced and returned it 41 yards to the Steelers 24, setting up K Kris Brown's 34-yard field goal to make it 21-3 going into halftime. Two third-quarter touchdowns put Pittsburgh ahead 35-3. The Texans finally got going late as QB Matt Schaub found WR Kevin Walter for a 14-yard touchdown and ran for a four-yard score, but it was too little, too late.

GAME #2
TITANS 31, TEXANS 12
LP FIELD, SEPTEMBER 21, 2008
ATTENDANCE: 69,143

	1Q	2Q	3Q	4Q	OT	Final
HOUSTON TEXANS	6	6	0	0		12
TENNESSEE TITANS	7	14	3	7		31

TEXANS K. Brown 44 FG
TITANS White 2 run (Bironas kick)
TEXANS K. Brown 24 FG
TITANS Scaife 9 pass from Collins (Bironas kick)
TEXANS Slaton 6 run (kick aborted)
TITANS White 1 run (Bironas kick)
TITANS Bironas 44 FG
TITANS Finnegan 99 int. return (Bironas kick)

	TEXANS	TITANS
First Downs	18	19
Total Net Yards	317	343
Net Yards Rushing	146	154
Net Yards Passing	171	189
(Att/Comp/Int)	37-17-3	26-14-1
Punts-Average	4-42.5	6-44.7
Fumbles-Lost	2-0	1-1
Sacks-Yards	0-0	3-17
Penalties-Yards	2-10	8-75
Time of Possession	30:41	29:19

RUSHING: TEXANS- Slaton 18-116, TD; Taylor 6-15; Schaub 3-12; Walter 1-3.

TITANS- Johnson 16-74; White 16-49, 2 TD; Collins 3-30; Hall 1-1.

PASSING: TEXANS- Schaub 17-37, 188 yards, 3 INT.

TITANS- Collins 14-26, 189 yards, 1 INT, TD.

RECEIVING: TEXANS- Daniels 4-71; Walter 4-15; Slaton 4-8; Davis 2-60; A. Johnson 2-29; Leach 1-5.

TITANS- McCarreins 4-90; Scaife 3-26, TD; Crumpler 2-26; Jones 2-21; Johnson 2-5; Davis 1-21.

SUMMARY

After Hurricane Ike kept Houston from competing against Baltimore in what was supposed to be the second game of the season, the Texans (0-2) traveled to Tennessee where the team dropped its second consecutive game to open the season. Rookie RB Steve Slaton made the most of his first NFL start, rushing for 116 yards on 18 carries and scoring his first career touchdown. Texans CB Jacques Reeves intercepted Titans QB Kerry Collins on Tennessee's first snap and returned the ball to the Tennessee 14, setting up K Kris Brown's 44-yard field goal to put Houston ahead early by three. The Titans answered on RB LenDale White's two-yard score. A fumble recovery by LB DeMeco Ryans set up Brown, who connected from 24 yards to make it 7-6 Titans. After a Tennessee touchdown, Slaton scored from eight yards out to make it 14-12 after the point after attempt failed. The Titans scored twice more to go up 21-12 at the half. The defense held the Titans to a lone field goal and held them to 88 yards in the second half. A 99-yard interception return for touchdown sealed the Titans win.



2008 SEASON-IN-REVIEW

GAME #3

JAGUARS 30, TEXANS 27

JACKSONVILLE MUNICIPAL STADIUM, SEPT. 28, 2008

ATTENDANCE: 64,061

	1Q	2Q	3Q	4Q	OT	Final
HOUSTON TEXANS	3	7	7	10	0	27
JACKSONVILLE JAGUARS	7	3	7	10	3	30

JAGUARS Owens 41 run (Scobee kick)
TEXANS K. Brown 27 FG
TEXANS Slaton 30 pass from Schaub (K. Brown kick)

JAGUARS Scobee 46 FG
JAGUARS M. Jones 16 pass from Garrard (Scobee kick)

TEXANS Walter 5 pass from Schaub (K. Brown kick)

JAGUARS Scobee 40 FG
TEXANS Walter 8 pass from Schaub (K. Brown kick)

JAGUARS Garrard 5 run (Scobee kick)
TEXANS K. Brown 47 FG
JAGUARS Scobee 37 FG

	TEXANS	JAGUARS
First Downs	23	21
Total Net Yards	386	375
Net Yards Rushing	79	139
Net Yards Passing	307	236
(Att/Comp/Int)	40-29-0	32-23-0
Punts-Average	2-43.5	2-46.5
Fumbles-Lost	2-0	0-0
Sacks-Yards	0-0	1-0
Penalties-Yards	2-15	2-27
Time of Possession	32:20	31:15

RUSHING: TEXANS- Slaton 10-33; Schaub 5-24; Taylor 8-22.

JAGUARS- Garrard 7-41, TD; Owens 1-41; TD; Jones-Drew 7-32; Taylor 10-25.

PASSING: TEXANS- Schaub 29-40, 307 yards, 3 TD.

JAGUARS- Garrard 23-32, 236 yards, TD.

RECEIVING: TEXANS- Slaton 8-83, TD; Walter 8-76, 2 TD; Daniels 7-87; A. Johnson 3-38; Davis 1-14; Jones 1-5; Leach 1-4.

JAGUARS: M. Jones 5-71, TD; Walker 5-46; Williams 4-46; Taylor 3-21; G. Jones 2-28; Jones-Drew 2-17; Porter 1-6; Angulo 1-1.

SUMMARY

The Texans (0-3) lost a hard fought battle in overtime at Jacksonville, falling 30-27 despite posting 386 net yards of offense. Texans' QB Matt Schaub threw for 307 yards, RB Steve Slaton had over 100 total yards and WR Kevin Walter tied a franchise record with two receiving touchdowns. Texans' DE Mario Williams continually pressured the Jaguars QB, David Garrard, finishing with five quarterback hurries. With just seconds left and Houston down 27-24, K Kris Brown hit a 47-yard field goal to tie the game, but the Jaguars won it on the first possession of overtime thanks to K Josh Scobee's 37-yard field goal.

GAME #4

TEXANS 27, COLTS 31

RELIAINT STADIUM, OCTOBER 5, 2008

ATTENDANCE: 70,118

	1Q	2Q	3Q	4Q	OT	Final
INDIANAPOLIS COLTS	10	0	0	21		31
HOUSTON TEXANS	0	17	3	7		27

COLTS Vinatieri 46 FG
COLTS Addai 1 run (Vinatieri kick)
TEXANS Slaton 1 run (K. Brown kick)
TEXANS K. Brown 37 FG
TEXANS A. Johnson 5 pass from Rosenfels (K. Brown kick)

TEXANS K. Brown 43 FG
TEXANS Slaton 1 run (K. Brown kick)
COLTS Santi 7 pass from Manning (Vinatieri kick)

COLTS Brackett 68 fumble return (Vinatieri kick)
COLTS Wayne 5 pass from Manning (Vinatieri kick)

	TEXANS	COLTS
First Downs	23	18
Total Net Yards	391	314
Net Yards Rushing	156	79
Net Yards Passing	235	235
(Att/Comp/Int)	33-21-1	34-25-1
Punts-Average	2-43.5	3-50.0
Fumbles-Lost	3-2	0-0
Sacks-Yards	2-12	2-11
Penalties-Yards	1-5	6-31
Time of Possession	31:21	28:39

RUSHING: TEXANS- Slaton 16-93, 2 TD; Green 12-47; Rosenfels 4-16.

COLTS- Addai 17-71, TD; Manning 4-8; Rhodes 1-0.

PASSING: TEXANS- Rosenfels 21-33, 246 yards, TD, INT.

COLTS- Manning 25-34, 247 yards, 2 TD, INT.

RECEIVING: TEXANS- A. Johnson 9-131, TD; Daniels 5-47; Walter 2-36; Dreesen 1-11; Leach 1-8; Davis 1-6; Anderson 1-4; Slaton 1-3.

COLTS- Wayne 7-97, TD; Clark 5-81; Harrison 4-32; Santi 4-27, TD; Robinson 2-8; Gonzalez 1-3; Addai 1-3; Rhodes 1- (-4).

SUMMARY

The Houston Texans (0-4), home for the first time this season, fell victim to a furious fourth-quarter rally by the Indianapolis Colts at Reliant Stadium. Indy jumped out to a 10-0 lead after the first quarter, but QB Sage Rosenfels, who got the start in place of an ill Matt Schaub, led the Texans to 17 second-quarter points to take a 17-10 lead into halftime. Rosenfels threw for 246 yards and a touchdown, and RB Steve Slaton ran for 93 yards and a pair of scores. Rosenfels ultimately guided the Texans to a 27-10 advantage with four minutes remaining. After a Colts touchdown made it 27-17, a pair of Rosenfels turnovers led to Indianapolis scores to complete a stunning 21-point fourth-quarter Colts rally for the 31-27 win.

2008 SEASON-IN-REVIEW



GAME #5
TEXANS 29, DOLPHINS 28
RELIANT STADIUM, OCTOBER 12, 2008
ATTENDANCE: 70,023

GAME #6
TEXANS 28, LIONS 21
RELIANT STADIUM, OCTOBER 19, 2008
ATTENDANCE: 70,081

	1Q	2Q	3Q	4Q	OT	Final
MIAMI DOLPHINS	7	7	7	7		28
HOUSTON TEXANS	3	10	7	9		29

DOLPHINS Cobbs 53 pass from Pennington (Carpenter kick)
TEXANS K. Brown 27 FG
DOLPHINS Cobbs 80 pass from Pennington (Carpenter kick)
TEXANS K. Brown 33 FG
TEXANS Jones 70 punt return (K. Brown kick)
TEXANS A. Johnson 12 pass from Schaub (K. Brown kick)
DOLPHINS Williams 5 run (Carpenter kick)
TEXANS K. Brown 42 FG
DOLPHINS Brown 6 run (Carpenter kick)
TEXANS Schaub 3 run (run failed)

	TEXANS	DOLPHINS
First Downs	23	14
Total Net Yards	485	370
Net Yards Rushing	114	96
Net Yards Passing	371	274
(Att/Comp/Int)	42-22-2	25-19-1
Punts-Average	3-46.7	7-47.4
Fumbles-Lost	2-2	1-0
Sacks-Yards	2-10	1-8
Penalties-Yards	1-5	4-30
Time of Possession	32:17	27:43

RUSHING: TEXANS- Slaton 15-58; Green 8-41; Schaub 4-15, TD.

DOLPHINS- Brown 13-50, TD; Williams 11-46, TD.

PASSING: TEXANS- Schaub 22-42, 379 yards, TD, 2 INT.

DOLPHINS- Pennington 19-25, 284 yards 2 TD, INT.

RECEIVING: TEXANS- A. Johnson 10-178, TD; Walter 4-98; Daniels 4-70; Davis 2-28; Slaton 1-3; Green 1-2.

DOLPHINS- Camarillo 4-49; Cobbs 3-138, 2 TD; Brown 3-43; Martin 3-31; Williams 2-4; Fasano 1-12; Bess 1-10; Cramer 1-1; Ginn 1-(-1); Satele 0-(-3).

SUMMARY

The Texans (1-4) captured their first win of the season, narrowly defeating the Dolphins at Reliant Stadium. Houston trailed 14-6 in the second quarter after Miami QB Chad Pennington hit RB Patrick Cobbs for scores of 53 and 80 yards. WR Jacoby Jones made it 14-13 at halftime with a 70-yard punt return for touchdown, the first of his career. The Texans opened the second half with a score as QB Matt Schaub hit WR Andre Johnson from 12-yards out to go up 20-14. After touchdown runs by Dolphins RBs Ricky Williams and Ronnie Brown and a 42-yard field goal by Kris Brown, it was 28-23 Miami with 1:40 left. Schaub took over and led the Texans on a 76-yard game-winning drive which culminated in a three-yard sneak by Schaub with just three seconds left on the clock.

	1Q	2Q	3Q	4Q	OT	Final
DETROIT LIONS	0	3	7	11		21
HOUSTON TEXANS	14	7	7	0		28

TEXANS Daniels 2 pass from Schaub (K. Brown kick)
TEXANS Green 1 run (K. Brown kick)
TEXANS Slaton 1 run (K. Brown kick)
LIONS Hanson 54 FG
LIONS Kevin Smith 26 run (Hanson kick)
TEXANS Daniels 1 pass from Schaub (K. Brown kick)
LIONS C. Johnson 96 pass from Orlovsky (Hanson kick)
LIONS Hanson 54 FG

	TEXANS	LIONS
First Downs	29	15
Total Net Yards	404	326
Net Yards Rushing	150	77
Net Yards Passing	254	249
(Att/Comp/Int)	31-26-0	25-12-0
Punts-Average	4-48.8	4-47.3
Fumbles-Lost	2-1	2-0
Sacks-Yards	2-16	3-13
Penalties-Yards	5-41	4-31
Time of Possession	40:04	19:56

RUSHING: TEXANS- Slaton 17-80, TD; Green 14-62, TD; Walter 1-7; Schaub 2-1.

LIONS- Kevin Smith 10-61, TD; Orlovsky 2-10; R. Johnson 6-8; C. Johnson 1-(-2).

PASSING: TEXANS- Schaub 26-31, 267 yards, 2 TD.

LIONS- Orlovsky 12-25, 265 yards, TD.

RECEIVING: TEXANS- A. Johnson 11-141; Daniels 6-66, 2 TD; Walter 3-27; Slaton 3-9; Davis 1-15; Dreessen 1-6; Green 1-3.

LIONS- Furrey 6-89; C. Johnson 2-154, TD; Gaines 2-11; Felton 1-11; Kevin Smith 1-7; McDonald 0-(-7).

SUMMARY

The Texans (2-4) won their second straight game with a 28-21 victory over the Detroit Lions. The Texans offense came out hot, streaking to a 21-0 lead. Texans QB Matt Schaub and TE Owen Daniels started off the scoring fest with a two-yard connection on Houston's opening drive. After a Detroit punt, RB Ahman Green scored on a one-yard run, his first of the year. Another defensive stop by the Texans set up RB Steve Slaton's one-yard touchdown. Detroit answered with a 54-yard field goal by K Jason Hanson. Lions RB Kevin Smith opened the second half with a 26-yard score. The Texans responded with a 15-play, 79-yard scoring drive that ended with Daniels' second touchdown of the day. Lions QB Dan Orlovsky then hit WR Calvin Johnson for a 96-yard touchdown pass. Detroit pulled to within seven at 28-21 on Hanson's second 54-yarder of the day, but the Texans held on for the win.



2008 SEASON-IN-REVIEW

GAME #7
TEXANS 35, BENGALS 6
RELIANT STADIUM, OCTOBER 26, 2008
ATTENDANCE: 70,112

	1Q	2Q	3Q	4Q	OT	Final
CINCINNATI BENGALS	3	3	0	0		6
HOUSTON TEXANS	7	7	14	7		35

TEXANS Jones 73 punt return (K. Brown kick)
 BENGALS Graham 43 FG
 TEXANS Anderson 6 pass from Schaub (K. Brown kick)
 BENGALS Graham 32 FG
 TEXANS Walter 7 pass from Schaub (K. Brown kick)
 TEXANS Walter 38 pass from Schaub (K. Brown kick)
 TEXANS Slaton 20 run (K. Brown kick)

	TEXANS	BENGALS
First Downs	23	16
Total Net Yards	384	253
Net Yards Rushing	109	105
Net Yards Passing	275	148
(Att/Comp/Int)	28-24-0	32-20-2
Punts-Average	2-29.5	3-42.3
Fumbles-Lost	0-0	1-1
Sacks-Yards	2-7	1-5
Penalties-Yards	7-55	7-51
Time of Possession	35:11	24:49

RUSHING: TEXANS- Slaton 15-53, TD; Green 9-41; Moats 3-17; Schaub 4- (-2).

BENGALS- Benson 13-49; Fitzpatrick 7-42; Houshman-dzadeh 1-9; Watson 1-5.

PASSING: TEXANS- Schaub 24-28, 280 yards, 3 TD.
BENGALS- Fitzpatrick 20-32, 155 yards, 2 INT.

RECEIVING: TEXANS- A. Johnson 11-143; Walter 5-70, 2 TD; Daniels 3-21; Anderson 2-28, TD; Slaton 2-13; Green 1-5.

BENGALS- Houshmandzadeh 8-54; C. Johnson 5-44; Kelly 4-34; Benson 2-20; Henry 1-3.

SUMMARY

The Texans (3-4) won their third straight game for the first time in franchise history, defeating the Cincinnati Bengals 35-6 at Reliant Stadium. After a Bengals three-and-out, Texans WR Jacoby Jones returned the punt for 73 yards and the score, his second of the season. The Bengals answered with a 43-yard field goal by K Shayne Graham. In the second quarter, QB Matt Schaub connected with WR David Anderson on a six-yard scoring pass. A 32-yarder from Graham made it 14-6 at halftime. On the opening drive of the second half, Schaub connected with WR Kevin Walter for a seven-yard score. After the Texans defense forced another punt, Schaub hit Walter for a 39-yard score to make it 28-6. RB Steve Slaton capped the scoring with a 20-yard touchdown run in the fourth quarter. WR Andre Johnson caught 11 passes for 143 yards, his fourth straight 100-yard game. CB Dunta Robinson set a franchise record with his 12th career interception.

GAME #8
VIKINGS 28, TEXANS 21
METRODOME, NOVEMBER 2, 2008
ATTENDANCE: 62,839

	1Q	2Q	3Q	4Q	OT	Final
HOUSTON TEXANS	7	0	7	7		21
MINNESOTA VIKINGS	7	14	0	7		28

VIKINGS Peterson 1 run (Longwell kick)
 TEXANS Reeves 44 interception return (K. Brown kick)
 VIKINGS Rice 8 pass from Frerotte (Longwell kick)
 VIKINGS Berrian 49 pass from Frerotte (R. Longwell kick)
 TEXANS Anderson 3 pass from Rosenfels (K. Brown kick)
 VIKINGS Shiancoe 25 pass from Frerotte (R. Longwell kick)
 TEXANS A. Johnson 14 pass from Rosenfels (K. Brown kick)

	TEXANS	VIKINGS
First Downs	20	15
Total Net Yards	389	345
Net Yards Rushing	62	177
Net Yards Passing	327	168
(Att/Comp/Int)	45-32-2	18-11-1
Punts-Average	4-40.3	6-44.0
Fumbles-Lost	2-1	0-0
Sacks-Yards	5-36	3-14
Penalties-Yards	5-35	3-20
Time of Possession	32:22	27:38

RUSHING: TEXANS- Slaton 16-62.

VIKINGS- Peterson 25-139, TD; Taylor 7-38; Frerotte 3-0.

PASSING: TEXANS- Schaub 11-16, 139 yards, INT; Rosenfels 21-29, 224 yards, 2 TD, INT.

VIKINGS- Frerotte 11-18, 182 yards, 3 TD, INT.

RECEIVING: TEXANS- Daniels 11-133; Slaton 8-56; A. Johnson 4-62, TD; Walter 4-47; Anderson 2-12, TD; Jones 1-31; Dreessen 1-13; Leach 1-9.

VIKINGS- Taylor 3-25; Wade 3-16; Berrian 2-104, TD; Shiancoe 1-25, TD; Rice 1-8; Tahi 1-4.

SUMMARY

The Texans (3-5) lost for the first time in four games, falling to the Minnesota Vikings 28-21 at the Metrodome. Minnesota RB Adrian Peterson capped the opening drive with a one-yard score. After a Houston punt, Texans CB Jacques Reeves intercepted a pass and returned it 44 yards for the score to tie the game at 7-7. The Vikings led 21-7 at halftime on the strength of touchdown passes from Frerotte to WRs Sidney Rice and Bernard Berrian. Texans QB Matt Schaub injured his knee in the second quarter and was replaced at halftime by Sage Rosenfels, who promptly tossed a three-yard touchdown to WR David Anderson. Minnesota extended the lead to 28-14 on TE Visanthe Shiancoe's 25-yard touchdown catch. Rosenfels hit WR Andre Johnson for a 14-yard score to pull back within seven; two sacks by the Vikings ended the rally.

2008 SEASON-IN-REVIEW



GAME #9
TEXANS 13, RAVENS 41
RELIANT STADIUM, NOVEMBER 9, 2008
ATTENDANCE: 70,552

	1Q	2Q	3Q	4Q	OT	Final
BALTIMORE RAVENS	7	5	7	22		41
HOUSTON TEXANS	0	6	7	0		13

RAVENS Figurs 43 pass from Flacco (Stover kick)
TEXANS K. Brown 23 FG
RAVENS Penalty on D. Brown enforced in end zone for a Safety
RAVENS Hauschka 54 FG
TEXANS K. Brown 48 FG
RAVENS McGahee 1 run (Stover kick)
TEXANS Walter 60 pass from Rosenfels (K. Brown kick)
RAVENS Heap 1 pass from Flacco (Flacco-Mason pass)
RAVENS Heap 14 pass from T. Smith (Stover kick)
RAVENS McGahee 4 run (Stover kick)

	TEXANS	RAVENS
First Downs	19	27
Total Net Yards	355	333
Net Yards Rushing	75	162
Net Yards Passing	280	171
(Att/Comp/Int)	38-23-4	24-16-0
Punts-Average	3-46.3	4-50.0
Fumbles-Lost	0-0	1-0
Sacks-Yards	2-14	3-28
Penalties-Yards	10-76	7-55
Time of Possession	23:43	36:17

RUSHING: TEXANS- Moats 7-34; Green 4-19; Slaton 4-7; Rosenfels 1-15.

RAVENS- McGahee 25-112, 2 TD; McClain 4-19; Rice 7-17; Flacco 2-8; T. Smith 2-6.

PASSING: TEXANS- Rosenfels 23-28, 294 yards, TD, 4 INT.

RAVENS- Flacco 15-23, 185 yards, 2 TD; T. Smith 1-1, 14 yards, TD.

RECEIVING: TEXANS- A. Johnson 7-66; Walter 4-85, TD; Anderson 4-46; Slaton 2-17; Green 2-4; Jones 1-45; Daniels 1-13; Dreessen 1-9; Leach 1-9.

RAVENS- Heap 5-58, 2 TD; Mason 3-41; Clayton 3-40; Rice 2-2; Figurs 1-43, TD; McGahee 1-9; McClain 1-6.

SUMMARY

The Texans (3-6) dropped their second straight game, losing 41-13 to the Baltimore Ravens at Reliant Stadium. Rookie QB Joe Flacco displayed his confidence early as he completed a 43-yard touchdown pass to WR Yamon Figurs. K Kris Brown put the Texans on the board in the second with a 23-yard field goal. A holding penalty on rookie OT Duane Brown in the end zone resulted in a safety, making it 9-3, and a field goal upped it to 12-3. Brown answered with a 48-yarder to end the half. After Baltimore scored to open the second half, Texans QB Sage Rosenfels hit WR Kevin Walter on a 60-yard touchdown to cut it to 19-13, but Baltimore scored 22 in the fourth to put the game away.

GAME #10
COLTS 33, TEXANS 27
LUCAS OIL STADIUM, NOVEMBER 16, 2008
ATTENDANCE: 66,201

	1Q	2Q	3Q	4Q	OT	Final
HOUSTON TEXANS	6	7	7	7		27
INDIANAPOLIS COLTS	3	6	14	10		33

TEXANS K. Brown 28 FG
COLTS Vinatieri 40 FG
TEXANS K. Brown 34 FG
COLTS Vinatieri 39 FG
TEXANS Green 1 run (K. Brown kick)
COLTS Vinatieri 32 FG
COLTS Addai 24 pass from Manning (Vinatieri kick)
TEXANS Slaton 71 run (K. Brown kick)
COLTS Addai 7 run (Vinatieri kick)
COLTS Harrison 10 pass from Manning (Vinatieri kick)
TEXANS Green 2 run (K. Brown kick)
COLTS Vinatieri 31 FG

	TEXANS	COLTS
First Downs	16	30
Total Net Yards	356	474
Net Yards Rushing	177	154
Net Yards Passing	179	320
(Att/Comp/Int)	18-13-1	46-30-0
Punts-Average	2-47.5	1-55.0
Fumbles-Lost	1-0	0-0
Sacks-Yards	2-13	0-0
Penalties-Yards	3-23	6-45
Time of Possession	25:45	34:15

RUSHING: TEXANS- Slaton 14-156, TD; Green 9-17, 2 TD; Rosenfels 2-4.

COLTS- Addai 22-105, TD; Rhodes 10-48; Manning 2-1.

PASSING: TEXANS- Rosenfels 13-18, 192 yards, INT.
COLTS- Manning 30-46, 320 yards, 2 TD.

RECEIVING: TEXANS- A. Johnson 4-55; Walter 3-79; Anderson 2-26; Dreessen 2-11; Daniels 1-14; Green 1-7.
COLTS- Harrison 9-77, TD; Wayne 7-90; Clark 5-44; Addai 4-48; Rhodes 3-36; Gonzalez 2-35.

SUMMARY

The Texans (3-7) lost a hard-fought effort against the Indianapolis Colts in the first battle between the division rivals in the Colts' new facility, Lucas Oil Stadium. The Texans scored on their opening drive with a 28-yard field goal by K Kris Brown. After a Colts field goal, Brown drilled a 34-yarder. Vinatieri answered again, this time with a 39-yarder. RB Ahman Green was the first to find the end zone, scoring from one yard out. Vinatieri's third field goal made it 13-9 at halftime. QB Peyton Manning tossed a 23-yard touchdown to RB Joseph Addai. RB Steve Slaton responded with the longest rush from scrimmage in Texans history, a 71-yard touchdown. Indy answered with a seven-yard run from Addai and a 10-yard scoring catch by WR Marvin Harrison to go up 30-20. Green scored again in the fourth, but a Colts field goal sealed the win.



2008 SEASON-IN-REVIEW

GAME #11

BROWNS 6, TEXANS 16

CLEVELAND BROWNS STADIUM, NOVEMBER 23, 2008

ATTENDANCE: 72,077

	1Q	2Q	3Q	4Q	OT	Final
HOUSTON TEXANS	7	6	3	0		16
CLEVELAND BROWNS	0	6	0	0		6

TEXANS Walter 17 pass from Rosenfels (K. Brown kick)

TEXANS K. Brown 31 FG

BROWNS Dawson 32 FG

BROWNS Dawson 32 FG

TEXANS K. Brown 31 FG

TEXANS K. Brown 36 FG

	TEXANS	BROWNS
First Downs	19	15
Total Net Yards	383	240
Net Yards Rushing	112	95
Net Yards Passing	271	145
(Att/Comp/Int)	32-24-2	32-13-3
Punts-Average	3-43.0	2-54.0
Fumbles-Lost	2-0	2-2
Sacks-Yards	1-4	0-0
Penalties-Yards	11-84	5-40
Time of Possession	37:25	22:35

RUSHING: TEXANS- Slaton 21-73; Green 13-39; Rosenfels 2-0.

BROWNS- J. Lewis 10-58; J. Harrison 7-31; J. Cribbs 2-6; D. Anderson 1-0.

PASSING: TEXANS- Rosenfels 24-32, 275 yards, TD, 2 INT.

BROWNS- Quinn 8-18, 94 yards, 2 INT; Anderson 5-14, 51 yards, INT.

RECEIVING: TEXANS- A. Johnson 10-116; Walter 7-93; Daniels 3-28; Anderson 1-11; Davis 1-10; Leach 1-9; Green 1-8.

BROWNS- Edwards 5-85; Lewis 2-10; Stallworth 1-18; Winslow 1-11; Harrison 1-8; Heiden 1-5; Vickers 1-4; Steptoe 1-4.

SUMMARY

The Texans (4-7) won their first road game in over a year, defeating the Cleveland Browns 16-6. The Texans moved 79 yards in 14 plays on their opening drive, finishing with a 17-yard pass from QB Sage Rosenfels to WR Kevin Walter. K Kris Brown put Houston ahead 10-0 with a 31-yard field goal in the second quarter. The Browns got on the board thanks to a 32-yard field goal by K Phil Dawson. After a blocked field goal by the Browns, Cleveland put another score on the board, a 32-yard field goal by Dawson to pull within four at 10-6. The Texans answered with a 31-yard field goal by Brown to take a 13-6 lead into halftime. Turnovers were the story of the second half. Texans QB Sage Rosenfels was intercepted twice, while the Houston defense caused four Browns turnovers. Brown hit a 36-yarder in the third quarter to make it 16-6, and that proved to be the final score of the day.

GAME #12

TEXANS 30, JAGUARS 17

RELIANT STADIUM, DECEMBER 1, 2008

ATTENDANCE: 70,809

	1Q	2Q	3Q	4Q	OT	Final
JACKSONVILLE JAGUARS	0	0	3	14		17
HOUSTON TEXANS	10	0	6	14		30

TEXANS A. Johnson 31 pass from Rosenfels (K. Brown kick)

TEXANS K. Brown 38 FG

TEXANS K. Brown 50 FG

JAGUARS Scobee 29 FG

TEXANS K. Brown 20 FG

TEXANS Slaton 7 run (K. Brown kick)

JAGUARS Taylor 4 run (Scobee kick)

TEXANS Slaton 40 run (K. Brown kick)

JAGUARS R. Williams 18 pass from Garrard (Scobee kick)

	TEXANS	JAGUARS
First Downs	18	21
Total Net Yards	326	388
Net Yards Rushing	126	126
Net Yards Passing	200	262
(Att/Comp/Int)	25-14-1	35-25-1
Punts-Average	3-36.0	3-40.3
Fumbles-Lost	1-0	2-2
Sacks-Yards	3-25	0-0
Penalties-Yards	5-30	8-60
Time of Possession	26:57	33:03

RUSHING: TEXANS- Slaton 21-130, 2 TD; Rosenfels 2-2; Moats 2- (-1); Jones 1-(-1).

JAGUARS- Taylor 9-67 TD; Jones-Drew 12-49; Garrard 5-10.

PASSING: TEXANS- Rosenfels 14-24, 200 yards, TD, INT; Turk 0-1, 0 yards.

JAGUARS- Garrard 25-35, 287 yards, TD, INT.

RECEIVING: TEXANS- A. Johnson 7-75, TD; Slaton 2-52; Walter 2-38; Daniels 2-25; Dreessen 1-10.

JAGUARS- M. Jones 8-104; R. Williams 5-55, TD; Jones-Drew 3-22; Porter 2-39; Lewis 2-37; Northcutt 2-21; Washington 1-9; Taylor 1-6; Garrard 1- (-6).

SUMMARY

It was an historic night in Houston as the Texans (5-7) defeated the Jacksonville Jaguars 30-17 at Reliant Stadium. It marked the Texans' first appearance on Monday Night Football. The Texans scored on their opening drive when QB Sage Rosenfels connected with WR Andre Johnson for a 31-yard score. An interception by Texans CB Jacques Reeves set up a 38-yard field goal by K Kris Brown. A scoreless second quarter gave Houston a 10-0 halftime lead. Brown nailed a 50-yarder to open the second half, and Jacksonville answered with a 29-yarder from K Josh Scobee. Six plays later, Brown notched his third field goal of the game to make it 16-3. In the fourth quarter, the Jaguars added a pair of touchdowns and Texans RB Steve Slaton scored on runs of seven and 40 yards. DE Mario Williams shone under the lights, notching three sacks in the game.

2008 SEASON-IN-REVIEW



GAME #13
PACKERS 21, TEXANS 24
LAMBEAU FIELD, DECEMBER 7, 2008
ATTENDANCE: 70,245

	1Q	2Q	3Q	4Q	OT	Final
HOUSTON TEXANS	7	3	3	11		24
GREEN BAY PACKERS	0	7	0	14		21

TEXANS Walter 58 pass from Schaub (K. Brown kick)
PACKERS Lee 20 pass from Rodgers (Crosby kick)
TEXANS K. Brown 30 FG
TEXANS K. Brown 41 FG
PACKERS Grant 6 run (Crosby kick)
TEXANS A. Johnson 11 pass from Schaub (K. Brown kick)
PACKERS Nelson 9 pass from Rodgers (Crosby kick)
TEXANS K. Brown 40 FG

	TEXANS	PACKERS
First Downs	25	16
Total Net Yards	549	387
Net Yards Rushing	141	108
Net Yards Passing	408	279
(Att/Comp/Int)	42-28-1	30-19-1
Punts-Average	3-42.3	8-39.5
Fumbles-Lost	5-3	0-0
Sacks-Yards	2-16	1-6
Penalties-Yards	4-30	6-65
Time of Possession	34:03	25:57

RUSHING: TEXANS- Slaton 26-120; Turk 1-18; Moats 2-6; Schaub 1-0; Sapp 1-(-3).
PACKERS- Grant 19-104, TD; Rodgers 1-4.

PASSING: TEXANS- Slaton 28-42, 414 yards, 2 TD, INT.
PACKERS- Rodgers 19-30, 295 yards, 2 TD, INT.

RECEIVING: TEXANS- Walter 6-146, TD; Daniels 6-65; A. Johnson 4-55, TD; Leach 3-48; Slaton 3-40; Anderson 3-34; Davis 2-22; Dreessen 1-4.

PACKERS- Driver 3-75; Lee 3-48, TD; Nelson 3-25, TD; Jennings 2-74; Jones 2-20; Martin 2-17; Jackson 2-6; Humphrey 1-22; Grant 1-8.

SUMMARY

The Houston Texans (6-7) traveled to historic Lambeau Field, a first in franchise history, and beat the Green Bay Packers 24-21 in the coldest game in Texans history. Texans QB Matt Schaub returned after missing four weeks with an injury and hit WR Kevin Walter on his second throw of the game for a 58-yard touchdown strike. Midway through the second quarter, Packers QB Aaron Rodgers found TE Donald Lee in the end zone to tie it at 7-7. The Texans answered quickly when K Kris Brown connected on a 30-yard field goal. Brown made a 41-yard attempt in the third to put the Texans ahead 13-7. After a Green Bay touchdown put them up 14-13, Schaub responded with an 11-yard pass to WR Andre Johnson and two-point conversion to go up 21-14. Rodgers hit WR Jordy Nelson to even the score at 21. As time expired, Brown coolly drilled a 40-yard field goal, the 11th game-winner of his career.

GAME #14
TEXANS 13, TITANS 12
RELIANT STADIUM, DECEMBER 14, 2008
ATTENDANCE: 70,831

	1Q	2Q	3Q	4Q	OT	Final
TENNESSEE TITANS	3	3	3	3		12
HOUSTON TEXANS	0	10	0	3		13

TITANS Bironas 26 FG
TEXANS K. Brown 32 FG
TEXANS A. Johnson 13 pass from Schaub (K. Brown kick)
TITANS Bironas 23 FG
TITANS Bironas 51 FG
TEXANS K. Brown 24 FG
TITANS Bironas 34 FG

	TEXANS	TITANS
First Downs	22	14
Total Net Yards	375	281
Net Yards Rushing	107	100
Net Yards Passing	268	181
(Att/Comp/Int)	39-23-0	33-15-1
Punts-Average	6-42.8	5-42.0
Fumbles-Lost	1-1	2-1
Sacks-Yards	3-16	0-0
Penalties-Yards	11-127	7-64
Time of Possession	36:22	23:38

RUSHING: TEXANS- Slaton 24-100; Schaub 4-7; Sapp 1-0.

TITANS- Johnson 13-65; White 8-26; Collins 2-5; McCareins 1-4.

PASSING: TEXANS- Schaub 23-39, 284 yards, TD.

TITANS- Collins 15-33, 181 yards, INT.

RECEIVING: TEXANS- A. Johnson 11-207, TD; Daniels 4-41; Slaton 3-15; Dreessen 2-9; Walter 2-8; Anderson 1-4.

TITANS- Gage 3-76; Jones 3-51; McCareins 3-36; Scaife 3-11; Johnson 2-2; Hall 1-5.

SUMMARY

The Texans (7-7) defeated their AFC South rivals, the Tennessee Titans 13-12 for the first time since 2004. WR Andre Johnson led the way with 11 catches for a franchise-record 207 yards and the game's only touchdown. Tennessee struck first with a 26-yard field goal by K Rob Bironas. The Texans bounced back with a 32-yard field goal by K Kris Brown. After a quick stuff by the Texans defense, QB Matt Schaub connected with Johnson on the longest pass of the year for the Texans, a 65-yarder, then hit Johnson for a 13-yard score to go in front 10-3. Just before the half, Bironas connected on 23-yard field goal to bring the score to 10-6 at intermission. Early in the third, Bironas nailed his third field goal of the game from 51 yards out. Brown hit his second field goal of the game, this time from 24 yards, to push the lead to 13-9. Bironas nailed a 34-yarder to bring the Titans within a point. Houston's defense stopped the Titans on a crucial fourth down attempt, and the offense ran out the clock. RB Steve Slaton ran for 100 yards on 24 carries in the game.



2008 SEASON-IN-REVIEW

GAME #15
RAIDERS 27, TEXANS 16
OAKLAND-ALAMEDA COUNTY COLISEUM,
DECEMBER 21, 2008
ATTENDANCE: 43,687

	1Q	2Q	3Q	4Q	OT	Final
HOUSTON TEXANS	7	6	0	3		16
OAKLAND RAIDERS	13	0	14	0		27

RAIDERS Schilens 20 pass from Russell (Janikowski kick)
TEXANS Leach 1 run (K. Brown kick)
RAIDERS Janikowski 33 FG
RAIDERS Janikowski 30 FG
TEXANS K. Brown 53 FG
TEXANS K. Brown 24 FG
RAIDERS Higgins 29 pass from Russell (Janikowski kick)
RAIDERS Higgins 80 punt return (Janikowski kick)
TEXANS K. Brown 40 FG

	TEXANS	RAIDERS
First Downs	17	17
Total Net Yards	324	362
Net Yards Rushing	90	139
Net Yards Passing	234	223
(Att/Comp/Int)	36-19-1	25-18-0
Punts-Average	4-36.8	4-48.5
Fumbles-Lost	2-0	2-1
Sacks-Yards	3-21	1-13
Penalties-Yards	1-15	2-14
Time of Possession	28:31	31:29

RUSHING: TEXANS- Slaton 18-66; Walter 1-13; Schaub 2-10; Leach 1-1, TD.
RAIDERS- Fargas 22-93; McFadden 12-46.

PASSING: TEXANS- Schaub 19-36, 255 yards, INT.
RAIDERS- Russell 18-25, 236 yards, 2 TD.

RECEIVING: TEXANS- Daniels 7-111; Slaton 5-36; A. Johnson 2-19; Walter 2-17; Anderson 1-65; Dreessen 1-4; Leach 1-3.

RAIDERS- McFadden 5-41; Miller 4-70; Higgins 3-56; Schilens 3-52; Lawton 2-13; Fargas 1-4.

SUMMARY

The Texans (7-8) saw their four-game win streak come to an abrupt end at the hands of the Oakland Raiders in a 27-16 loss at the Oakland-Alameda County Coliseum. The Raiders struck early with a 20-yard strike from QB JaMarcus Russell to WR Chaz Schilens on the opening drive. Houston fired back with a scoring drive of their own, capped by FB Vonta Leach's one-yard score. On the Raiders' next drive, K Sebastian Janikowski nailed a 33-yard field goal. The Raiders surprised the Texans with an onside kick, which led to another field goal by Janikowski. Houston responded with a 53-yard field goal by K Kris Brown. After a Raider punt, Brown hit from 24 yards to even the score at 13 heading into the half. It was all Oakland in the second half. WR Johnnie Lee Higgins caught a 29-yard touchdown and returned a punt 80 yards for a score to put Oakland up 27-13. Brown hit a 40-yarder to provide the final margin.

GAME #16
TEXANS 31, BEARS 24
RELIANT STADIUM, DECEMBER 28, 2008
ATTENDANCE: 70,838

	1Q	2Q	3Q	4Q	OT	Final
CHICAGO BEARS	10	0	7	7		24
HOUSTON TEXANS	0	14	7	10		31

BEARS Lloyd 4 pass from Orton (Gould kick)
BEARS Gould 37 FG
TEXANS A. Johnson 43 pass from Schaub (K. Brown kick)
TEXANS A. Johnson 3 pass from Schaub (K. Brown kick)
TEXANS Moats 2 run (K. Brown kick)
BEARS Olsen 1 pass from Orton (Gould kick)
TEXANS K. Brown 22 FG
TEXANS Slaton 2 run (K. Brown kick)
BEARS Orton 1 run (Gould kick)

	TEXANS	BEARS
First Downs	25	21
Total Net Yards	455	294
Net Yards Rushing	127	69
Net Yards Passing	328	225
(Att/Comp/Int)	36-27-0	37-22-0
Punts-Average	4-41.5	6-37.7
Fumbles-Lost	1-1	2-1
Sacks-Yards	2-19	0-0
Penalties-Yards	7-70	2-10
Time of Possession	37:34	22:26

RUSHING: TEXANS- Slaton 20-92, TD; Moats 12-38, TD; Schaub 4- (-3).
BEARS- Forte 13-50; Peterson 3-17; Orton 2-2, TD.

PASSING: TEXANS- Schaub 27-36, 328 yards, 2 TD.
BEARS- Orton 22-37, 244 yards, 2 TD.

RECEIVING: TEXANS- A. Johnson 10-148 yards, 2 TD; Slaton 5-36; Davis 3-58; Daniels 3-37; Moats 3-14; Walter 1-23; Anderson 1-9; Leach 1-3.

BEARS- Hester 6-85; Lloyd 4-34, TD; Olsen 4-30, TD; Forte 3-25; Davis 2-35; Peterson 2-28; Clark 1-7.

SUMMARY

The Texans (8-8) battled back from an early deficit to shatter the playoff hopes of the Chicago Bears 31-24 at Reliant Stadium. Chicago leapt out to a 10-0 lead with a four-yard touchdown pass from QB Kyle Orton to WR Brandon Lloyd and a 37-yard field goal by K Robbie Gould. All-Pro WR Andre Johnson caught touchdowns of 43 and three yards to send Houston to the locker room up 14-10. RB Ryan Moats scored from two yards out in the third quarter to push the lead to 21-10. Orton kept things close with a one-yard scoring pass to TE Greg Olsen. In the fourth quarter, K Kris Brown made a 22-yard field goal and RB Steve Slaton scored from two yards to go up 31-17. A late touchdown run by Orton capped the scoring. Slaton ran for 92 yards in the game to capture the rookie rushing title with a franchise-record 1,282 yards. Johnson caught 10 passes for 148 yards to finish the year with 115 catches for 1,575 yards, both tops in the NFL.



2007 SEASON-IN-REVIEW

TEXANS WIN FRANCHISE RECORD EIGHT GAMES

The Houston Texans finished the 2007 campaign with their best mark in team history with an 8-8 record. Houston played well at Reliant Stadium finishing 6-2 at home, besting their 4-4 record from a year ago. Houston finished the season on a four-game home winning streak to set a team record.

The Texans offense was led by QB Matt Schaub, but when he was slowed by an injury, the Texans did not skip a beat with QB Sage Rosenfels under center. The Texans finished the season setting franchise records with 43 touchdowns, 5,337 total net yards and 3,751 passing yards.

Houston's defense was led by the starting 2008 Pro Bowl MLB DeMeco Ryans, who led the team with 127 tackles. He teamed with DE Mario Williams; both were named second team AP All-Pro. Williams set a franchise record by recording 14 sacks in his sophomore campaign.

The Texans tied an NFL record by returning four kick-offs for scores. WR André Davis set a team record with three kickoff returns on the season. K Kris Brown set a team record with 115 points and set an NFL record by recording three field goals of 54-yards or longer in one game.



PRESEASON

Sat., Aug. 11	Chicago	L	19-20
Sat., Aug. 18	@ Arizona	W	33-20
Sat., Aug. 25	Dallas	W	28-16
Thurs. Aug. 30	@ Tampa Bay	L	24-31

REGULAR SEASON

Sun., Sept. 9	Kansas City	W	20-3
Sun., Sept. 16	@ Carolina	W	34-21
Sun., Sept. 23	Indianapolis	L	24-30
Sun., Sept. 30	@ Atlanta	L	16-26
Sun., Oct 7	Miami	W	22-19
Sun., Oct. 14	@ Jacksonville	L	17-37
Sun., Oct. 21	Tennessee	L	36-38
Sun., Oct. 28	@ San Diego	L	10-35
Sun., Nov. 4	@ Oakland	W	24-17
Sun., Nov. 11	BYE WEEK		
Sun., Nov. 19	New Orleans	W	23-10
Sun., Nov. 25	@ Cleveland	L	17-27
Sun., Dec. 2	@ Tennessee	L	20-28
Sun., Dec. 9	Tampa Bay	W	28-14
Thurs., Dec. 13	Denver#	W	31-13
Sun., Dec. 23	@ Indianapolis	L	15-38
Sun., Dec. 30	Jacksonville	W	42-28

#- Nationally Televised Game





2007 SEASON-IN-REVIEW

WON-8 LOST-8

9/09	W	20-3	Kansas City	*70,080
9/16	W	34-21	at Carolina	*73,665
9/23	L	24-30	Indianapolis	*70,765
9/30	L	16-26	at Atlanta	*69,312
10/07	W	22-19	Miami	*70,156
10/14	L	17-37	at Jacksonville	63,715
10/21	L	36-38	Tennessee	*70,734
10/28	L	10-35	at San Diego	*60,439
11/04	W	24-17	at Oakland	49,603
11/18	W	23-10	New Orleans	*70,780
11/25	L	17-27	at Cleveland	*72,730
12/02	L	20-28	at Tennessee	*69,143
12/09	W	28-14	Tampa Bay	*70,237
12/13	W	31-13	Denver	*70,747
12/23	L	15-38	at Indianapolis	*57,262
12/30	W	42-28	Jacksonville	*70,660

*Sellouts

	Texans	Opp.
TOTAL FIRST DOWNS	295	325
Rushing	96	107
Passing	190	197
Penalty	9	21
3rd Down: Made/Att	86/193	83/198
3rd Down Pct.	44.6%	41.9%
4th Down: Made/Att	11/15	8/16
4th Down Pct.	73.3%	50.0%
Possession Avg.	29:41	30:19
TOTAL NET YARDS	5337	5507
Avg. Per Game	333.6	344.2
Total Plays	968	994
Avg. Per Play	5.5	5.5
NET YARDS RUSHING	1586	1825
Avg. Per Game	99.1	114.1
Total Rushes	417	417
NET YARDS PASSING	3751	3682
Avg. Per Game	234.4	230.1
Sacked/Yards Lost	22/174	31/196
Gross Yards	3925	3878
Attempts/Completions	529/346	546/361
Completion Pct.	65.4%	66.1%
Had Intercepted	21	11
PUNTS/AVERAGE	55/41.7	59/43.0
NET PUNTING AVG.	37.9	37.1
PENALTIES/YARDS	82/636	81/614
FUMBLES/BALL LOST	26/17	24/14
TOUCHDOWNS	43	43
Rushing	12	15
Passing	24	25
Returns	7	3

SCORE BY PERIODS

	1	2	3	4	OT	Total
TEXANS	87	92	61	139	0	379
OPPONENTS	81	132	90	81	0	384

SCORING

	TD	Ru	Pa	Rt	PAT	FG	2pt	TP
Brown	0	0	0	0	40/40	25/29	0	115
Johnson	8	0	8	0			0	48
Davis	6	0	3	3e,f			0	38
Dayne	6	6	0	0			0	36
Walter	5	0	4	1b			0	30
Daniels	3	0	3	0			0	18
Leach	3	1	2	0			0	18
Green	2	2	0	0			0	12
Dreessen	2	0	2	0			0	12
Walker	1	1	0	0			1	8
Gado	1	1	0	0			1	8
Mathis	1	0	0	1c			0	6
Rosenfels	1	1	0	0			0	6
Putzier	1	0	1	0			0	6
Anderson	1	0	1	0			0	6
Williams	1	0	0	1a			0	6
Ryans	1	0	0	1d			0	6
TEXANS	43	12	24	7	40/40	25/29	3	379
Opponents	43	15	25	3*	42/43	28/33	0	384

AJM. Williams 38-yard FUM ret. vs. KC (9/9)

BJK. Walter FUM rec. in end zone at CAR (9/16)

CJ.J. Mathis 84-yard kickoff ret. vs. IND (9/23)

D.J.D. Ryans 26-yard FUM ret. vs. TEN (10/21)

FJA. Davis 97-yard kickoff ret. vs. TB (12/9)

EJA. A. Davis 97-yard kickoff ret. and 104-yard kickoff ret. vs. JAX (12/31)

*J.D. Smith 77-yard FUM ret. at JAX (10/14)

A. Cromartie FUM rec. in end zone, 70-yard INT ret. at SD (10/28)

	Att	Comp	Yds	Cmp%	Yds/Att	TD	TD%	Int	Int%	Long	Sack/Lost	Rating
Schaub	289	192	2241	66.4	7.75	9	3.1	9	3.1	77t	16/ 126	87.2
Rosenfels	240	154	1684	64.2	7.02	15	6.3	12	5.0	53t	6/ 48	84.8
TEXANS	529	346	3925	65.4	7.42	24	4.5	21	4.0	77t	22/ 174	86.1
OPPONENTS	546	361	3878	66.1	7.10	25	4.6	11	2.0	74t	31/ 196	93.6

	No.	Yds	Avg	Long	TD
RUSHING					
Dayne	194	773	4.0	39	6
Walker	58	264	4.6	41	1
Green	70	260	3.7	18	2
Echemandu	20	85	4.3	20	0
Schaub	17	52	3.1	12	0
Rosenfels	21	51	2.4	19	1
Gado	18	46	2.6	7	1
Walter	5	30	6.0	13	0
Cook	8	24	3.0	9	0
Leach	2	2	1.0	1t	1
Turk	1	0	0.0	0	0
Jones	3	-1	-0.3	4	0
TEXANS	417	1586	3.8	41	12
OPPONENTS	417	1825	4.4	76	15

	No.	Yds	Avg	Long	TD
RECEIVING					
Walter	65	800	12.3	46	4
Daniels	63	768	12.2	29	3
Johnson	60	851	14.2	77t	8
Davis	33	583	17.7	53t	3
Leach	25	108	4.3	15	2
Dayne	17	112	6.6	17	0
Jones	15	149	9.9	26	0
Green	14	123	8.8	53	0
Walker	13	81	6.2	9	0
Anderson	12	131	10.9	24	1
Gado	8	59	7.4	20	0
Cook	8	40	5.0	9	0
Putzier	6	39	6.5	11	1
Dreessen	4	55	13.8	28t	2
Echemandu	2	11	5.5	7	0
Mathis	1	15	15.0	15	0
TEXANS	346	3925	11.3	77t	24
OPPONENTS	361	3878	10.7	74T	25

	No.	Yds	Avg	Long	TD
INTERCEPTIONS					
Bennett	3	47	15.7	33	0
Robinson	2	6	3.0	10	0
Brown	1	9	9.0	9	0
Hutchins	1	8	8.0	8	0
Greenwood	1	3	3.0	3	0
Clark	1	1	1.0	1	0
Ryans	1	1	1.0	1	0
Johnson	1	0	0.0	0	0
TEXANS	11	75	6.8	33	0
OPPONENTS	21	272	13.0	70T	1

	No.	Yds	Avg	Net	TB	In	Lg	B
PUNTING								
Turk	55	2296	41.7	37.9	3	24	59	0
TEXANS	55	2296	41.7	37.9	3	24	59	0
OPPONENTS	59	2265	43.0	37.1	3	24	64	0

	Ret	FC	Yds	Avg	Long	TD
PUNT RETURNS						
Jones	30	7	286	9.5	74	0
Wynn	2	1	1	0.5	4	0
Anderson	1	0	0	0.0	0	0
TEXANS	33	8	287	8.7	74	0
OPPONENTS	19	17	151	7.9	22	0

	No	Yds	Avg	Long	TD
KICKOFF RETURNS					
Davis	32	968	30.3	104t	3
Wynn	22	523	23.8	39	0
Mathis	11	320	29.1	84t	1
Jones	4	78	19.5	23	0
Cook	2	33	16.5	21	0
Leach	2	26	13.0	14	0
Walter	1	7	7.0	7	0
Boulware	0	6	0	6	0
TEXANS	74	1961	26.5	104t	4
OPPONENTS	69	1593	23.1	52	0

	1-19	20-29	30-39	40-49	50+
FIELD GOALS					
Brown	1/1	6/7	6/6	7/10	5/5
TEXANS	1/1	6/7	6/6	7/10	5/5
OPPONENTS	0/0	14/ 14	6/7	6/ 8	2/4

2007 SEASON-IN-REVIEW



Defensive Statistics

TACKLES	Solo	Asst	Total	Sacks (Yards)	QB Press	INT (Yards)	Pass Defensed	Forced Fumble	Fumble Recovery
D. Ryans	98	29	127	2.0 (18.0)	2	1 (1)	7	1	3
M. Greenwood	90	28	118	1.0 (8.0)	2	1 (3)	4	1	0
V. Hutchins	77	16	93	0.5 (2.5)	1	1 (8)	6	0	0
C. Brown	64	19	83	0	0	1 (9)	8	2	3
M. Williams	43	16	59	14.0 (82.5)	15	0	1	2	1
F. Bennett	49	6	55	0	1	3 (47)	14	2	0
W. Demps	38	11	49	0	1	0	5	2	1
D. Faggins	37	6	43	0	0	0	4	1	1
D. Clark	34	9	43	0	1	1 (1)	1	0	0
A. Weaver	32	9	41	0	0	0	0	0	0
T. Johnson	27	14	41	0	0	1 (0)	5	0	0
D. Robinson	29	5	34	0	0	2 (6)	7	0	0
A. Okoye	23	9	32	5.5 (33.5)	8	0	0	1	0
E. Cochran	19	6	25	1.0 (6.0)	1	0	4	1	1
C. Anderson	15	9	24	2.0 (17.0)	3	0	1	0	0
J. Zgonina	10	7	17	0	1	0	0	0	0
A. Maddox	15	1	16	2.0 (14.0)	2	0	1	0	0
J. Fletcher	12	1	13	0	0	0	3	1	0
N. Kalu	8	5	13	3.0 (14.5)	7	0	1	0	0
M. Boulware	3	2	5	0	0	0	2	0	0
D. Wynn	4	1	5	0	0	0	4	0	0
Z. Diles	5	0	5	0	0	0	0	0	0
S. Orr	2	1	3	0	0	0	0	0	0
S. Barber	1	1	2	0	0	0	0	0	0
T. Bulman	2	0	2	0	1	0	0	0	0
J. Simmons	1	0	1	0	0	0	1	0	0
C. Killings	1	0	1	0	0	0	0	0	0
Total	739	211	950	31.0 (196.0)	46	11 (75)	79	14	10

Special Teams Statistics

SPECIAL TEAMS	Solo	Asst	Total	Blocks PAT	Punt	FG	Forced Fumble	Fumble Recovery
J. Cook	12	1	13	0	0	0	0	0
J. Dreessen	9	1	10	0	0	0	0	0
Z. Diles	8	1	9	0	0	0	0	0
D. Clark	6	2	8	0	0	0	1	0
F. Bennett	5	2	7	0	0	0	0	0
C. Anderson	4	3	7	0	0	0	0	1
M. Boulware	4	2	6	1	0	0	0	0
J. Fletcher	6	0	6	0	0	0	0	0
C. Cox	6	0	6	0	0	0	0	0
S. Orr	4	1	5	0	0	0	0	0
S. Barber	3	1	4	0	0	0	0	0
V. Leach	3	1	4	0	0	0	0	0
D. Faggins	3	0	3	0	0	0	1	0
W. Dempa	3	0	3	0	0	0	0	1
H. Williams	2	0	2	0	0	0	0	0
B. Pittman	2	0	2	0	0	0	0	0
K. Brown	1	0	1	0	0	0	0	0
D. Ryans	1	0	1	0	0	0	1	0
E. Cochran	1	0	1	0	0	0	0	0
D. Anderson	1	0	1	0	0	0	0	0
A. Davis	1	0	1	0	0	0	0	1
C. Brown	0	1	1	0	0	0	0	0
K. Walter	1	0	1	0	0	0	0	1
D. Wynn	1	0	1	0	0	0	0	0
D. Robinson	0	0	0	0	0	1	0	0
Total	87	16	103	1	0	1	3	4

2007 SEASON-IN-REVIEW



GAME #1
TEXANS 20, CHIEFS 3
RELIANT STADIUM, SEPTEMBER 9, 2007
ATTENDANCE: 70,080

	1Q	2Q	3Q	4Q	OT	Final
KANSAS CITY CHIEFS	0	0	3	0		3
HOUSTON TEXANS	0	10	7	3		20

TEXANS Brown 26 FG
TEXANS A. Johnson 77 pass from Schaub (Brown kick)
TEXANS Williams 38 fumble return
CHIEFS Medlock 27 FG
TEXANS Brown 28 FG

	TEXANS	CHIEFS
First Downs	13	14
Total Net Yards	315	219
Net Yards Rushing	109	72
Net Yards Passing	206	147
(Att/Comp/Int)	22-16-1	33-22-2
Punts-Average	3-55.0	4-45.5
Fumbles-Lost	1-1	3-2
Sacks-Yards	2-19	3-21
Penalties-Yards	6-45	5-40
Time of Possession	32:50	27:10

RUSHING: TEXANS- Green 16-73; Dayne 13-33; J. Jones 1-4; Schaub 1--1.
CHIEFS- Johnson 10-43; Bennett 5-24; Kennison 1-5; Huard 1-0.

PASSING: TEXANS- Schaub 16-22, 225 yards, 1 INT, 1 TD.
CHIEFS- Huard 22-33, 168 yards, 2 INT, 0 TD.

RECEIVING: TEXANS- A. Johnson 7-142, TD; Green 4-23; Jones 2-33; Daniels 1-14; Walter 1-10; Leach 1-3.
CHIEFS- Johnson 7-44; Gonzalez 5-28; Parker 4-48; Bowe 3-42; Bennett 2-10; Wilson 1--4.

SUMMARY

Houston (1-0) beat the Kansas City Chiefs 20-3 in Reliant Stadium to win its season opener for the third time in team history and the first time since 2003. Houston opened the scoring in the second quarter after a forced fumble by LB DeMeco Ryans gave Houston the ball at the Kansas City 29-yard line. QB Matt Schaub led a 21-yard drive to set up K Kris Brown's 26-yard field goal, giving Houston a 3-0 lead. Schaub hit WR Andre Johnson for a 77-yard touchdown pass on the next drive to put the Texans ahead 10-0. Seconds before halftime, Texans CB Dunta Robinson intercepted a pass from Kansas City QB Damon Huard intended for WR Jeff Webb. In the Chiefs' first drive of the third quarter, FB Kris Wilson fumbled a pass from Huard, and DE Mario Williams recovered, running it in for a 38-yard touchdown. Kansas City got its only points on a 27-yard field goal from K Justin Medlock late in the third quarter. RBs Ahman Green and Ron Dayne keyed a 10-minute drive to ice the game and set up a 28-yard field goal from Brown for the final margin. DT Travis Johnson recorded his first career interception to seal the 20-3 victory.

GAME #2
TEXANS 34, PANTHERS 21
BANK OF AMERICA STADIUM, SEPTEMBER 16, 2007
ATTENDANCE: 73,665

	1Q	2Q	3Q	4Q	OT	Final
HOUSTON TEXANS	7	10	14	3		34
CAROLINA PANTHERS	14	0	0	7		21

PANTHERS Smith 7 pass from Delhomme (Kasay kick)
PANTHERS Smith 12 pass from Delhomme (Kasay kick)
TEXANS A. Johnson 31 pass from Schaub (Brown kick)
TEXANS A. Johnson 9 pass from Schaub (Brown kick)
TEXANS Brown 25 FG
TEXANS Green 13 run (Brown kick)
TEXANS Walter end zone fumble recovery (Brown kick)
TEXANS Brown 33 FG
PANTHERS Smith 74 pass from Delhomme (Kasay kick)

	TEXANS	PANTHERS
First Downs	19	17
Total Net Yards	346	344
Net Yards Rushing	119	66
Net Yards Passing	227	278
(Att/Comp/Int)	28-20-1	41-27-1
Punts-Average	5-39.2	6-41.0
Fumbles-Lost	1-1	3-2
Sacks-Yards	0-0	3-29
Penalties-Yards	5-40	5-35
Time of Possession	34:48	25:12

RUSHING: TEXANS- Green 15-71; Dayne 18-44; Schaub 2-3; Leach 1-1.
PANTHERS- Williams 8-31; Foster 9-22; Delhomme 1-13.

PASSING: TEXANS- Schaub 20-28, 227 yards, 0 INT, 2 TD.
PANTHERS- Delhomme 27-41, 307 yards, 1 INT, 3 TD.

RECEIVING: TEXANS- A. Johnson 7-120, 2 TD; Daniels 5-58; Leach 5-26; Dayne 1-10; Walter 1-7; Putzier 1-6.
PANTHERS- Smith 8-153, 3 TD; Williams 5-20; King 4-39; Foster 3-20; Carter 3-50; Colbert 3-25.

SUMMARY

The Texans (2-0) got off to the best start in franchise history after beating the Carolina Panthers 34-21 in Bank of America Stadium. The Panthers jumped to an early first-quarter lead with two touchdown passes from QB Jake Delhomme to WR Steve Smith. The Texans regrouped and responded with 34 unanswered points. Houston scored through the air, on the ground and on special teams in the furious rally, highlighted by a pair of touchdown passes from QB Matt Schaub to WR Andre Johnson. Rookie DT Amobi Okoye made two sacks and CB Dunta Robinson recorded an interception in his second straight game. Late in the game, Houston lost Johnson to a knee injury that would keep him out of the next seven games.



TEXANS

2007 SEASON-IN-REVIEW

GAME #3

COLTS 30, TEXANS 24
RELIANT STADIUM, SEPTEMBER 23, 2007
ATTENDANCE: 70,765

	1Q	2Q	3Q	4Q	OT	Final
INDIANAPOLIS COLTS	7	7	13	3		30
HOUSTON TEXANS	7	3	0	14		24

TEXANS COLTS Mathis 84 kickoff return (Brown kick)
 Clark 2 pass from Manning (Vinatieri kick)
TEXANS Brown 33 FG
COLTS Addai 4 run (Vinatieri kick)
COLTS Vinatieri 36 FG
COLTS Addai 8 run (Vinatieri kick)
COLTS Vinatieri 28 FG
TEXANS Gado 1 run (Brown kick)
COLTS Vinatieri 35 FG
TEXANS Leach 1 pass from Schaub (Brown kick)

TEXANS

COLTS

First Downs	16	18
Total Net Yards	254	362
Net Yards Rushing	40	92
Net Yards Passing	214	270
(Att/Comp/Int)	33-27-2	29-20-0
Punts-Average	3-36.7	3-57.7
Fumbles-Lost	3-0	1-0
Sacks-Yards	3-22	1-3
Penalties-Yards	2-15	5-30
Time of Possession	29:02	30:58

RUSHING: TEXANS- Cook 5-15; Gado 6-12, 1 TD; Green 4-5; Schaub 1-5; Jones 1-3..

COLTS- Addai 22-72, 2 TD; Keith 7-20.

PASSING: TEXANS- Schaub 27-33, 236 yards, 2 INT, 1 TD.

COLTS- Manning 20-29, 273 yards, 0 INT, 1 TD.

RECEIVING: TEXANS- Daniels 7-56; Davis 4-70; Jones 3-26; Gado 3-9; Putzier 2-19; Walter 2-17; Cook 2-12; Green 2-11; Mathis 1-15; Leach 1-1, 1 TD.

COLTS- Harrison 6-53; Wayne 4-84; Clark 4-58, 1 TD; Addai 3-19; Gonzalez 2-39; Utecht 1-20.

SUMMARY

The Texans (2-1) lost for the first time, falling to the Indianapolis Colts 30-24. Houston opened the game with WR Jerome Mathis scoring on an 84-yard kickoff return for a touchdown. Indianapolis answered immediately when QB Peyton Manning hit TE Dallas Clark for a two-yard touchdown pass. The Texans responded with a 33-yard field goal by K Kris Brown to go up 10-7. The Colts reeled off 20 straight points to take a 27-10 lead before the Texans rallied in the fourth quarter. A 41-yard pass from Schaub to WR André Davis set up a one-yard touchdown run by RB Samkon Gado. After an Indianapolis field goal, Schaub connected with FB Vonta Leach in the end zone for a one-yard touchdown, to close the scoring. The game was halted early on when Texans DT Cedric Killings was temporarily paralyzed while blocking on a kickoff return.

GAME #4

FALCONS 26, TEXANS 26
GEORGIA DOME, SEPTEMBER 30, 2007
ATTENDANCE: 69,312

	1Q	2Q	3Q	4Q	OT	Final
HOUSTON TEXANS	7	3	3	3		16
ATLANTA FALCONS	10	10	3	3		26

FALCONS Andersen 28 FG
TEXANS Davis 35 pass from Schaub (Brown kick)
FALCONS Jenkins 5 pass from Harrington (Anderson kick)
FALCONS Jenkins 7 pass from Harrington (Anderson kick)
FALCONS Andersen 22 FG
TEXANS Brown 42 FG
TEXANS Brown 37 FG
FALCONS Andersen 36 FG
TEXANS Brown 19 FG
FALCONS Andersen 46 FG

TEXANS

FALCONS

First Downs	18	20
Total Net Yards	398	304
Net Yards Rushing	87	90
Net Yards Passing	311	214
(Att/Comp/Int)	40-28-0	29-23-0
Punts-Average	2-52.5	3-44.0
Fumbles-Lost	3-2	0-0
Sacks-Yards	1-6	2-9
Penalties-Yards	7-78	2-20
Time of Possession	25:48	34:12

RUSHING: TEXANS- Dayne 15-62; Schaub 5-19; Cook 2-6.

FALCONS- Dunn 18-62; Norwood 9-29; Pinner 2-0; Harrington 1- -1.

PASSING: TEXANS- Schaub 28-40, 317 yards, 0 INT, 1 TD.

FALCONS- Harrington 23-29, 223 yards, 0 INT, 2 TD.

RECEIVING: TEXANS- Walter 6-77; Cook 6-28; Davis 5-117, 1 TD; Daniels 5-69; Dayne 2-12; Leach 2-3; Anderson 1-9; Putzier 1-2.

FALCONS- Jenkins 6-64, 2 TD; Robinson 4-32; Dunn 4-9; White 3-64; Crumpler 3-34; Norwood 2-16; Horn 1-5.

SUMMARY

The Texans (2-2) suffered their second consecutive loss, falling to the Atlanta Falcons 26-16. The Falcons struck first with a 28-yard field goal from K Morten Andersen. The Texans responded with a quick scoring drive that ended with a 35-yard touchdown pass from QB Matt Schaub to WR André Davis, putting the Texans ahead 7-3. The Falcons then put up 17 consecutive points to race to a 20-7 lead. The Texans answered before halftime, getting a 42-yard field goal from K Kris Brown as the clock expired. Both kickers hit a pair of field goals in the second half to provide the final score. Schaub topped the 300-yard plateau for the first time in his career, throwing for 317 yards against his former team, and Davis recorded his first 100-yard receiving game as a Texan.

2007 SEASON-IN-REVIEW



GAME #5
TEXANS 22, DOLPHINS 19
RELIANT STADIUM, OCTOBER 7, 2007
ATTENDANCE: 70,156

	1Q	2Q	3Q	4Q	OT	Final
MIAMI DOLPHINS	10	6	0	3		19
HOUSTON TEXANS	7	3	6	6		22

TEXANS Dayne 1 run (Brown kick)
DOLPHINS Feely 23 FG
DOLPHINS Brown 3 run (Feely kick)
DOLPHINS Feely 40 FG
DOLPHINS Feely 33 FG
TEXANS Brown 54 FG
TEXANS Brown 43 FG
TEXANS Brown 54 FG
DOLPHINS Feely 48 FG
TEXANS Brown 20 FG
TEXANS Brown 57 FG

	TEXANS	DOLPHINS
First Downs	20	17
Total Net Yards	352	285
Net Yards Rushing	74	137
Net Yards Passing	278	148
(Att/Comp/Int)	34-20-1	29-16-1
Punts-Average	1-47.0	2-30.0
Fumbles-Lost	1-1	1-0
Sacks-Yards	2-16	1-8
Penalties-Yards	6-60	6-50
Time of Possession	31:10	28:50

RUSHING: TEXANS- Dayne 16-40, 1 TD; Gado 8-19; Walter 1-9; Schaub 3-6.
DOLPHINS- Brown 23-114, 1 TD; Green 2-23.

PASSING: TEXANS- Schaub 20-34, 294 yards, 1 INT, 0 TD.

DOLPHINS- Lemon 15-27, 151 yards, 1 INT, 0 TD; Green 1-2, 5 yards, 0 INT, 0 TD.

RECEIVING: TEXANS- Daniels 6-96; Walter 5-67; Davis 4-79; Gado 2-24; D. Anderson 1-19; Dayne 1-5; Leach 1-4.

DOLPHINS- M. Booker 5-45; Brown 5-39; Chambers 2-19; Martin 2-12; Ginn 1-36; Peelle 1-5.

SUMMARY

The Texans (3-2) defeated the Miami Dolphins 22-19 at Reliant Stadium, giving them the best five-game start in team history. K Kris Brown was the player of the game, tying career and franchise records with five field goals, hitting from 40, 54, 43, 54, 20 and 57. Brown tied an NFL record with three field goals of greater than 50 yards in the same game. The 57-yarder won the game with :01 left on the clock. QB Matt Schaub set the kick up by guiding the first game-winning drive of his career. The only touchdowns were scored in the first quarter, as RB Ron Dayne scored from one yard out on the opening drive of the game, and Miami RB Ronnie Brown scored on a three-yard run later in the first quarter. Texans SS C.C. Brown hauled down his first interception of the season and DE Mario Williams registered his third sack of the season in the victory.

GAME #6
JAGUARS 37, TEXANS 17
JACKSONVILLE MUNICIPAL STADIUM, OCT. 14, 2007
ATTENDANCE: 63,715

	1Q	2Q	3Q	4Q	OT	Final
HOUSTON TEXANS	3	3	3	8		17
JACKSONVILLE JAGUARS	0	10	6	21		37

TEXANS Brown 20 FG
TEXANS Brown 35 FG
JAGUARS Wrihster 1 pass from Garrard (Carney kick)
JAGUARS Carney 37 FG
JAGUARS R. Williams 9 pass from Garrard (kick blocked)
TEXANS Brown 33 FG
JAGUARS Jones-Drew 7 run (Carney kick)
JAGUARS Smith 77 fumble return (Carney kick)
JAGUARS Jones-Drew 57 run (Carney kick)
TEXANS Leach 1 pass from Rosenfels (Gado run)

	TEXANS	JAGUARS
First Downs	23	25
Total Net Yards	390	457
Net Yards Rushing	61	244
Net Yards Passing	329	213
(Att/Comp/Int)	43-30-1	34-22-0
Punts-Average	2-44.5	0-0
Fumbles-Lost	2-2	3-3
Sacks-Yards	2-12	1-8
Penalties-Yards	8-58	3-28
Time of Possession	30:40	29:20

RUSHING: TEXANS- Green 16-44; Gado 4-15; Schaub 2-6; Rosenfels 1-1; Walter 1--5.

JAGUARS- Jones-Drew 12-125, 2 TD; Taylor 6-90; Garrard 5-26; G. Jones 2-4; Gray 1--1.

PASSING: TEXANS- Schaub 19-31, 259 yards, 1 INT, 0 TD; Rosenfels 11-12, 82 yards, 0 INT, 1 TD.

JAGUARS- Garrard 22-34, 221 yards, 0 INT, 2 TD.

RECEIVING: TEXANS- Walter 12-160; Daniels 5-79; D. Anderson 3-33; Davis 3-30; Gado 3-26; Green 2-4; Dreessen 1-8; Leach 1-1, 1 TD.

JAGUARS- R. Williams 5-38, 1 TD; Jones-Drew 4-59; Northcutt 4-46; M. Jones 3-18; Lewis 2-30; G. Jones 1-27; Wilford 1-4; Wrihster 1-1, 1 TD; Taylor 1--2.

SUMMARY

The Texans (3-3) dropped to .500 after falling to the Jacksonville Jaguars 37-17 at Jacksonville Municipal Stadium. The Texans went ahead 3-0 on the opening drive with a 20-yard field goal by K Kris Brown. Brown's 35-yard field goal in the second quarter put the Texans up 6-0 after CB Demarcus Faggins recovered a fumble forced by FS C.C. Brown. Jacksonville responded with 16 straight points to go up 16-6. A 33-yard field goal brought the score to 16-9, but three more Jaguars touchdowns made it 37-9 in the fourth quarter. Backup QB Sage Rosenfels entered the game for the Texans' final possession and tossed a 1-yard touchdown pass to FB Vonta Leach. RB Samkon Gado ran the ball in for a 2-point conversion to end the scoring at 37-17.



2007 SEASON-IN-REVIEW

GAME #7
TITANS 38, TEXANS 36
RELIANT STADIUM, OCTOBER 21, 2007
ATTENDANCE: 70,734

	1Q	2Q	3Q	4Q	OT	Final
TENNESSEE TITANS	6	16	10	6		38
HOUSTON TEXANS	7	0	0	29		36

TITANS Bironas 52 FG
TEXANS Ryans 26 fumble return (Brown kick)
TITANS Bironas 25 FG
TITANS Bironas 21 FG
TITANS White 1 run (Bironas kick)
TITANS Bironas 30 FG
TITANS Bironas 28 FG
TITANS Bironas 43 FG
TITANS Henry 4 run (Bironas kick)
TEXANS D. Anderson 7 pass from Rosenfels (Brown kick)
TEXANS Walter 6 pass from Rosenfels (Brown kick)
TITANS Bironas 29 FG
TEXANS Putzier 7 pass from Rosenfels (Brown kick)
TEXANS Davis 53 pass from Rosenfels (Brown kick)
TITANS Bironas 29 FG

	TEXANS	TITANS
First Downs	18	23
Total Net Yards	333	422
Net Yards Rushing	39	155
Net Yards Passing	294	267
(Att/Comp/Int)	44-27-3	42-25-0
Punts-Average	5-45.0	4-37.8
Fumbles-Lost	4-3	3-2
Sacks-Yards	1-13	2-19
Penalties-Yards	4-37	6-45
Time of Possession	23:17	36:43

RUSHING: TEXANS- Green 11-39; Rosenfels 1-0.
TITANS- White 27-104, 1 TD; Henry 11-57, 1TD; R. Williams 1-6.

PASSING: TEXANS- Schaub 5-9, 23 yards, 0 INT, 0 TD; Rosenfels 22-35, 290 yards, 3 INT, 4 TD.
TITANS- Collins 25-42, 280 yards, 0 INT, 0 TD.

RECEIVING: TEXANS- Walter 6-97, 1 TD; Green 5-32; Davis 4-88, 1 TD; D. Anderson 4-45, 1 TD; Jones 3-11; Daniels 2-20; Dayne 1-10; Putzier 1-7, 1 TD; Leach 1-3.
TITANS- Scaife 6-49; R. Williams 5-124; Gage 5-48; White 4-22; Hartsock 2-12; Henry 2-12; Davis 1-13.

SUMMARY

The Texans (3-4) scored a franchise-record 29 points in the fourth quarter but fell to the Tennessee Titans 38-36. Houston held an early 7-3 lead before Tennessee reeled off 29 straight points to go up 32-3 in the fourth quarter. QB Sage Rosenfels tossed a franchise-record four touchdown passes, all in the fourth quarter, to rally Houston to a 36-35 lead late in the game, but Titans K Rob Bironas hit his NFL-record eighth field goal as time expired for the victory.

GAME #8
CHARGERS 35, TEXANS 10
QUALCOMM STADIUM, OCTOBER 28, 2007
ATTENDANCE: 60,439

	1Q	2Q	3Q	4Q	OT	Final
HOUSTON TEXANS	0	3	0	7		10
SAN DIEGO CHARGERS	14	21	0	0		35

CHARGERS Gates 49 pass from Rivers (Kaeding kick)
CHARGERS Cromartie fumble recovery in end zone (Kaeding kick)
TEXANS Brown 40 FG
CHARGERS Gates 31 pass from Rivers (Kaeding kick)
CHARGERS Cromartie 70 interception return (Kaeding kick)
CHARGERS Chambers 14 pass from Rivers (Kaeding kick)
TEXANS Dreessen 28 pass from Rosenfels (Brown kick)

	TEXANS	CHARGERS
First Downs	22	11
Total Net Yards	367	237
Net Yards Rushing	115	109
Net Yards Passing	252	128
(Att/Comp/Int)	45-28-4	11-7-0
Punts-Average	4-43.3	5-52.8
Fumbles-Lost	1-2	0-0
Sacks-Yards	2-12	1-1
Penalties-Yards	5-31	3-46
Time of Possession	36:32	23:28

RUSHING: TEXANS- Echemandu 10-62; Dayne 17-47; Rosenfels 1-6; Turk 1-0.
CHARGERS- Tomlinson 17-90; Turner 4-10; River 4-5; Neal 2-2; Sproles 1-2.

PASSING: TEXANS- Rosenfels 17-27, 176 yards, 2 INT, 1 TD.; Schaub 11-18, 77 yards, 2 INT, 0 TD.
CHARGERS- Rivers 7-11, 130 yards, 0 INT, 3 TD.

RECEIVING: TEXANS- Walter 7-77; Jones 5-51; Daniels 4-35; D. Anderson 3-25; Leach 3-17; Echemandu 2-11; Dreessen 1-28, 1 TD; Davis 1-6; Putzier 1-5; Dayne 1-2.
CHARGERS- Gates 3-92, 2TD; Chambers 2-35; Manumaleuna 1-2; Tomlinson 1-1.

SUMMARY

The Texans (3-5) dropped their third consecutive game, falling to the San Diego Chargers 35-10 at Qualcomm Stadium. Houston got behind early after the Chargers scored on a long touchdown pass and recovered an errant snap on a punt in the end zone. The Texans got their only points of the half on a 40-yard field goal from K Kris Brown. San Diego pushed across 21 second-quarter points to take a 35-3 lead at halftime. Houston managed just one more score, a 28-yard touchdown pass from QB Sage Rosenfels to TE Joel Dreessen in the fourth quarter. Starting QB Matt Schaub was knocked out of the game on an illegal helmet-to-helmet hit by San Diego CB Drayton Florence on an interception return. Houston gained 367 yards and held the Chargers to just 237 on the day, but six turnovers doomed the Texans chances.

2007 SEASON-IN-REVIEW



GAME #9
TEXANS 24, RAIDERS 17
MCAFFEE COLISEUM, NOVEMBER 4, 2007
ATTENDANCE: 49,603

	1Q	2Q	3Q	4Q	OT	Final
HOUSTON TEXANS	7	10	0	7		24
OAKLAND RAIDERS	0	0	3	14		17

TEXANS Green 8 run (Brown kick)
TEXANS Dayne 14 run (Brown kick)
TEXANS Brown 40 FG
RAIDERS Janikowski 22 FG
RAIDERS Fargas 1 run (Janikowski kick)
TEXANS Davis 42 pass from Rosenfels (Brown kick)
RAIDERS Dwight 28 pass from McCown (Janikowski kick)

TEXANS	RAIDERS
First Downs	17 23
Total Net Yards	359 310
Net Yards Rushing	178 153
Net Yards Passing	181 157
(Att/Comp/Int)	19-11-1 27-13-3
Punts-Average	3-28.0 2-63.0
Fumbles-Lost	1-0 0-0
Sacks-Yards	1-1 0-0
Penalties-Yards	9-56 6-40
Time of Possession	30:27 29:33

RUSHING: TEXANS- Dayne 21-122, 1 TD; Green 8-28, 1 TD; Rosenfels 7-19; Echemandu 2-6; Cook 1-3.
RAIDERS- Fargas 23-104, 1 TD; McCown 5-31; Jordan 4-10; Higgins 1-8.

PASSING: TEXANS- Rosenfels 11-19, 181 yards, 1 INT, 1 TD.
RAIDERS- McCown 13-27, 158 yards, 1 INT, 3 TD.

RECEIVING: TEXANS- Daniels 4-41; Walter 3-33; Davis 2-51, 1 TD; Green 1-53; Leach 1-3.
RAIDERS- Porter 4-55; Jordan 2-16; Fargas 2-15; Curry 2-12; Griffith 1-29; Dwight 1-28, 1 TD; Miller 1-3.

SUMMARY

The Texans (4-5) stopped a three-game skid, defeating the Oakland Raiders 24-17 in McAfee Coliseum. Houston marched up the field on its opening possession, thanks to a 53-yard screen pass from QB Sage Rosenfels to RB Ahman Green. Green finished the 84-yard drive with an eight-yard scoring run to give his team a 7-0 lead. Houston extended its lead in the second quarter with a 14-yard touchdown run by RB Ron Dayne, making the score 14-0. Following a Raiders missed field goal, K Kris Brown nailed a 40-yard field goal for Houston, making it 17-0 at halftime. A field goal and a touchdown pulled the Raiders close at 17-10 in the fourth quarter, but on the ensuing drive, Rosenfels connected with WR André Davis on a 42-yard touchdown pass to put the Texans ahead 24-10. Oakland scored a late touchdown to make the score 24-17. Houston's defense intercepted three passes, but the enthusiasm was tempered after CB Dunta Robinson was lost for the year with a severe knee injury.

GAME #10
TEXANS 23, SAINTS 10
RELIANT STADIUM, NOVEMBER 18, 2007
ATTENDANCE: 70,780

	1Q	2Q	3Q	4Q	OT	Final
NEW ORLEANS SAINTS	3	7	0	0		10
HOUSTON TEXANS	7	10	0	6		23

SAINTS Mare 52 FG
TEXANS A. Johnson 73 pass from Schaub (Brown kick)
SAINTS Henderson 6 pass from Brees (Mare kick)
TEXANS Dreessen 10 pass from Schaub (Brown kick)
TEXANS Brown 36 FG
TEXANS Brown 53 FG
TEXANS Brown 23 FG

TEXANS	SAINTS
First Downs	19 20
Total Net Yards	390 327
Net Yards Rushing	103 47
Net Yards Passing	287 280
(Att/Comp/Int)	33-21-0 49-33-2
Punts-Average	3-46.3 3-48.0
Fumbles-Lost	3-2 3-1
Sacks-Yards	1-10 1-6
Penalties-Yards	6-60 6-50
Time of Possession	28:03 31:57

RUSHING: TEXANS- Dayne 21-89; Schaub 2-7; Walter 1-5; Eche,mandu 1-2.
SAINTS- Bush 15-34; Thomas 1-6; Brees 1-6; Karney 1-1; Moore 1-0.

PASSING: TEXANS- Schaub 21-33, 293 yards, 0 INT, 2 TD.
SAINTS- Brees 33-49, 290 yards, 2 INT, 1 TD.

RECEIVING: TEXANS- Johnson 6-120, 1 TD; Daniels 5-74; Walter 3-31; Dayne 3-26; Davis 2-30; Dreessen 1-10, 1 TD; Leach 1-2.
SAINTS- Bush 12-70; Colston 9-118; Miller 3-25; Patten 2-29; Johnson 2-17; Stecker 2-9; Karney 1-11; Henderson 1-6, 1 TD; Copper 1-5.

SUMMARY

The Texans (5-5) improved to the best record through 10 games in team history with a 23-10 win over the New Orleans Saints in Reliant Stadium. The Saints opened the scoring with a 52-yard field goal by K Olindo Mare. On the ensuing possession, WR Andre Johnson, who had missed the last seven games with a knee sprain, got in front of CB Jason David for a 73-yard touchdown pass from QB Matt Schaub to put Houston ahead 7-3. After a Saints touchdown, the Texans responded as Schaub hit TE Joel Dreessen in the end zone from 10 yards out to make it 14-10, and a 36-yard field goal by K Kris Brown gave Houston a 17-10 lead at the half. Brown booted a pair of second-half field goals to provide the final score. Johnson caught six passes for 120 yards and a touchdown in his return, while the Texans defense intercepted Brees twice.



2007 SEASON-IN-REVIEW

GAME #11
BROWNS 27, TEXANS 17
CLEVELAND BROWNS STADIUM, NOV. 25, 2007
ATTENDANCE: 72,730

	1Q	2Q	3Q	4Q	OT	Final
HOUSTON TEXANS	7	3	0	7		17
CLEVELAND BROWNS	0	14	3	10		27

TEXANS Walter 17 pass from Schaub (Brown kick)
BROWNS Edwards 19 pass from Anderson (Dawson kick)
TEXANS Brown 41 FG
BROWNS Winslow 7 pass from Anderson (Dawson kick)
BROWNS Dawson 25 FG
BROWNS Dawson 27 FG
BROWNS Lewis 1 run (Dawson kick)
TEXANS Daniels 6 pass from Schaub (Brown kick)

	TEXANS	BROWNS
First Downs	17	21
Total Net Yards	314	397
Net Yards Rushing	77	148
Net Yards Passing	237	249
(Att/Comp/Int)	36-22-2	35-24-1
Punts-Average	4-34.3	5-34.0
Fumbles-Lost	1-1	2-0
Sacks-Yards	1-5	2-19
Penalties-Yards	5-26	7-71
Time of Possession	24:37	35:23

RUSHING: TEXANS- Dayne 16-78; Schaub 1-7' Jones 1--8.

BROWN- Lewis 29-134, 1 TD; Wright 3-14; Vickers 1-0.

PASSING: TEXANS- Schaub 22-36, 256 yards, 2 INT, 2 TD.

BROWNS- Anderson 24-35, 253 yards, 1 INT, 2 TD.

RECEIVING: TEXANS- Daniels 7-82, 1 TD; Walter 6-65, 1 TD; Davis 3-51; A. Johnson 3-37; Dayne 2-7; Jones 1-14.

BROWNS- Winslow 10-107, 1 TD; Jurevicius 5-55; Edwards 4-57; Wright 3-21; Lewis 2-13.

SUMMARY

The Texans (5-6) fell on the road to the Cleveland Browns 27-17 in Cleveland Browns Stadium. Houston opened the scoring when QB Matt Schaub hit WR Kevin Walter in the end zone with a 17-yard touchdown pass with 2:29 remaining in the first quarter. Cleveland answered in the second when QB Derek Anderson found WR Braylon Edwards for a 19-yard touchdown. K Kris Brown put Houston back on top with a 41-yard field goal. A seven-yard touchdown pass from Anderson to TE Kellen Winslow put Cleveland ahead 14-10 at halftime. Cleveland scored a pair of field goals and a touchdown to push the lead to 27-10 in the fourth quarter before Schaub hit TE Owen Daniels with a six-yard touchdown pass to bring Houston to within 27-17, but the Texans were unable to come any closer. DE Mario Williams picked up his sixth sack of the season.

GAME #12
TITANS 28, TEXANS 20
LP FIELD, DECEMBER 2, 2007
ATTENDANCE: 69,143

	1Q	2Q	3Q	4Q	OT	Final
HOUSTON TEXANS	7	3	0	10		20
TENNESSEE TITANS	7	0	14	7		28

TEXANS Dayne 1 run (Brown kick)
TITANS White 1 run (Bironas kick)
TEXANS Brown 45 FG
TITANS R. Williams 43 pass from Young (Bironas kick)
TITANS Gage 11 pass from Young (Bironas kick)
TEXANS A Johnson 28 pass from Rosenfels (Brown kick)
TITANS C. Brown 7 run (Bironas kick)
TEXANS Brown 50 FG

	TEXANS	TITANS
First Downs	17	23
Total Net Yards	315	382
Net Yards Rushing	119	153
Net Yards Passing	196	229
(Att/Comp/Int)	35-20-1	31-21-1
Punts-Average	6-41.5	7-38.7
Fumbles-Lost	3-1	1-0
Sacks-Yards	2-23	3-19
Penalties-Yards	5-36	7-44
Time of Possession	29:42	30:18

RUSHING: TEXANS- Dayne 18-86, 1 TD; Rosenfels 2-25; Echemandu 5-8.

TITANS- White 12-60, 1 TD; C. Brown 11-46, 1 TD; Young 5-44; Barclay 1-3.

PASSING: TEXANS- Rosenfels 17-30, 185 yards, 1 INT, 1 TD; Schaub 3-5, 34 yards, 0 INT, 0 TD.

TITANS- Young 21-31, 248 yards, 1 INT, 2 TD.

RECEIVING: TEXANS- A. Johnson 9-116, 1 TD; Daniels 3-42; Dayne 3-25; Leach 2-7; Walter 1-11; Davis 1-9; Dreessen 1-9.

TITANS- R. Williams 5-74, 1 TD; Gage 5-64, 1 TD; Scaife 4-57; Moulds 3-29; C. Brown 2-13; White 1-7; Troupe 1-4.

SUMMARY

The Texans (5-7) fell to the Tennessee Titans 28-20 at LP Field. Houston took a 7-0 lead on its opening possession thanks to a one-yard TD run by RB Ron Dayne. Tennessee tied it up on a one-yard TD run. On Houston's next possession, QB Matt Schaub was knocked out of the game with a separated left shoulder after being sacked. K Kris Brown nailed a 45-yard FG near the end of the second quarter to put the Texans back on top, 10-7. In the third quarter, the Titans outscored the Texans 14-0 on the strength of two QB Vince Young TD passes to make the score 21-10 Tennessee heading into the final period. Houston cut the deficit to four when QB Sage Rosenfels connected with WR Andre Johnson for a 28-yard TD. A fumbled punt return set up Tennessee's final touchdown, and a 50-yard field goal from Brown made the score 28-20.

2007 SEASON-IN-REVIEW



GAME #13
TEXANS 28, BUCCANEERS 14
RELIANT STADIUM, DECEMBER 9, 2007
ATTENDANCE: 70,237

	1Q	2Q	3Q	4Q	OT	Final
TAMPA BAY BUCCANEERS	0	7	7	0		14
HOUSTON TEXANS	7	7	7	7		28

TEXANS A. Johnson 4 pass from Rosenfels (Brown kick)
BUCCANEERS Graham 4 run (Bryant kick)
TEXANS Walter 8 pass from Rosenfels (Brown kick)
TEXANS Davis 97 kickoff return (Brown kick)
BUCCANEERS Graham 11 run (Bryant kick)
TEXANS Daniels 4 pass from Rosenfels (Brown kick)

	TEXANS	BUCCANEERS
First Downs	18	16
Total Net Yards	257	305
Net Yards Rushing	71	71
Net Yards Passing	186	234
(Att/Comp/Int)	36-27-0	38-25-0
Punts-Average	5-42.6	6-39.5
Fumbles-Lost	2-2	2-2
Sacks-Yards	4-32	3-19
Penalties-Yards	5-35	3-23
Time of Possession	35:06	24:54

RUSHING: TEXANS- Walker 16-46; Dayne 7-17; Echemandu 2-17; Rosenfels 2-1.
BUCCANEERS- Graham 15-61, 2 TD; McCown 2-10.

PASSING: TEXANS- Rosenfels 27-36, 209 yards, 0 INT, 3 TD.
BUCCANEERS- McCown 25-38, 266 yards, 0 INT, 0 TD.

RECEIVING: TEXANS- A. Johnson 9-82, 1 TD; Walker 6-35; Walter 5-47, 1 TD; Daniels 3-20, 1 TD; Dayne 2-15; Davis 1-5; Leach 1-5.
BUCCANEERS- Galloway 6-87; Graham 6-45; Clayton 4-39; Hiliard 3-28; Smith 2-39; Stovall 2-17; Becht 1-7; Askwew 1-4.

SUMMARY

The Texans (6-7) defeated the Tampa Bay Buccaneers 28-14 at Reliant Stadium. QB Sage Rosenfels started for an injured QB Matt Schaub and threw three touchdown passes in the victory. The Texans scored on their opening possession when Rosenfels hit WR Andre Johnson for a four-yard touchdown. Tampa tied it up in the second quarter on a four-yard touchdown run by RB Earnest Graham. Rosenfels hit WR Kevin Walter for an eight-yard touchdown pass to make the score 14-7. The third quarter began with WR André Davis scoring on a 97-yard kickoff return to make the score 21-7. Graham punched in an 11-yard touchdown run to make the score 21-14. Rosenfels found TE Owen Daniels on a four-yard pass for his third touchdown throw to put Houston ahead 28-14. The Texans defense sacked Tampa Bay QB Luke McCown four times and forced and recovered a pair of fumbles on the day.

GAME #14
TEXANS 31, BRONCOS 13
RELIANT STADIUM, DECEMBER 13, 2007
ATTENDANCE: 70,747

	1Q	2Q	3Q	4Q	OT	Final
DENVER BRONCOS	0	6	7	0		13
HOUSTON TEXANS	7	3	7	14		31

TEXANS Rosenfels 5 run (Brown kick)
BRONCOS Elam 41 FG
TEXANS Brown 41 FG
BRONCOS Elam 47 FG
TEXANS Dayne 6 run (Brown kick)
BRONCOS Scheffler 12 pass from Cutler (Elam kick)
TEXANS A. Johnson 4 pass from Rosenfels (Brown kick)
TEXANS Leach 1 run (Brown kick)

	TEXANS	BRONCOS
First Downs	21	20
Total Net Yards	358	308
Net Yards Rushing	158	72
Net Yards Passing	200	236
(Att/Comp/Int)	27-16-1	39-27-0
Punts-Average	3-37.7	3-36.7
Fumbles-Lost	0-0	0-0
Sacks-Yards	5-18	0-0
Penalties-Yards	5-25	5-25
Time of Possession	30:26	29:34

RUSHING: TEXANS- Walker 13-66; Dayne 11-67, 1 TD; Rosenfels 4-3, 1 TD; Walter 2-21; Leach 1-1, 1 TD.
BRONCOS- Henry 10-27; Young 8-34; Cutler 2-11.

PASSING: TEXANS- Rosenfels 16-27, 200 yards, 1 INT, 1 TD.
BRONCOS- Cutler 27-39, 254 yards, 0 INT, 1 TD.

RECEIVING: TEXANS- A. Johnson 6-86, 1 TD; Daniels 3-53; Walter 3-32; Davis 1-20; Dayne 1-4; Leach 1-3; Walker 1-2.
BRONCOS- Marshall 11-107; Scheffler 7-100, 1 TD; Young 5-8; Walker 2-20; Martinez 1-17; Graham 1-2.

SUMMARY

In their first nationally televised, prime-time game of the year, the Texans (7-7) defeated the Denver Broncos 31-13 at Reliant Stadium. QB Sage Rosenfels put the Texans ahead early when he capped a 69-yard drive with a 5-yard touchdown run on the opening drive. The Broncos made it 7-3 in the second quarter on a 41-yard field goal. K Kris Brown hit a 41-yarder of his own on the next drive to give the Texans a 10-3 lead. Denver responded with a 47-yard field goal to make the score 10-6 at halftime. In the third quarter, RB Ron Dayne scored on a six-yard run to push Houston's lead to 17-6. A Denver touchdown closed the gap to 17-13. A four-yard touchdown catch by WR Andre Johnson and a one-yard scoring run by FB Vonta Leach capped the scoring in the fourth quarter. DE Mario Williams registered a franchise-record three sacks in the game and became the club's career sacks leader with 17.5. Houston's seventh win tied a team single-season record.



2007 SEASON-IN-REVIEW

GAME #15
COLTS 38, TEXANS 15
RCA DOME, DECEMBER 23, 2007
ATTENDANCE: 57,262

	1Q	2Q	3Q	4Q	OT	Final
HOUSTON TEXANS	7	0	0	8		15
INDIANAPOLIS COLTS	3	21	14	0		38

TEXANS Walter 17 pass from Rosenfels (Brown kick)
COLTS Vinatieri 29 FG
COLTS Addai 2 run (Vinatieri kick)
COLTS Clark 6 pass from Manning (Vinatieri kick)
COLTS Clark 11 pass from Manning (Vinatieri kick)
COLTS Dawson 4 run (Vinatieri kick)
COLTS Wayne 7 pass from Manning (Vinatieri kick)
TEXANS A. Johnson 7 pass from Rosenfels (Brown kick)

	TEXANS	COLTS
First Downs	18	33
Total Net Yards	299	458
Net Yards Rushing	66	120
Net Yards Passing	233	338
(Att/Comp/Int)	36-22-3	35-28-0
Punts-Average	4-44.5	2-35.0
Fumbles-Lost	0-0	1-1
Sacks-Yards	0-0	1-2
Penalties-Yards	6-55	5-40
Time of Possession	24:15	35:45

RUSHING: TEXANS- Walker 19-66.
COLTS- Keith 10-60; Addai 6-26, 1 TD; Dawson 10-12, 1 TD; Clark 1-15; Sorgi 3- (-1); Manning 1- (-1).

PASSING: TEXANS- Rosenfels 22-36, 233 yards, 2 TD, 3 INT.
COLTS- Manning 28-35, 311 yards, 3 TD; Sorgi 3-5, 29 yards.

RECEIVING: TEXANS- A. Johnson 7-74, 1 TD; Walker 6-44; Walter 4-69, 1 TD; Daniels 2-27; Leach 2-12; Davis 1-7.
COLTS- Wayne 10-143, 1 TD; Clark 6-60, 2 TD; Fletcher 5-25; Aromashodu 3-42; Utecht 2-35; Gonzalez 2-22; Keith 2-8; Addai 1-5.

SUMMARY

The Texans (7-8) lost their fifth division game the season as the Indianapolis Colts beat the Texans in their final appearance at the RCA Dome, 38-15. The Texans scored on their first drive and their last, but in between it was all Colts. QB Sage Rosenfels led the Texans down the field on the opening possession, completing 4-of-5 pass attempts for 51 yards, including a 17-yard touchdown pass to WR Kevin Walter. After 38 straight points by Indianapolis, Rosenfels led the Texans on a four play, 31-yard drive late in the fourth quarter that was capped when WR Andre Johnson got free over the middle for a six-yard touchdown reception. Walker completed the scoring by running in the two-point conversion attempt to make the score 38-15.

GAME #16
TEXANS 42, JAGUARS 28
RELIANT STADIUM, DECEMBER 31, 2007
ATTENDANCE: 70,660

	1Q	2Q	3Q	4Q	OT	Final
JACKSONVILLE JAGUARS	7	7	7	7		28
HOUSTON TEXANS	0	21	14	7		42

JAGUARS Williams 22 pass from Gray (Scobee kick)
TEXANS Dayne 2 run (Brown kick)
TEXANS Daniels 2 pass from Rosenfels (Brown kick)
JAGUARS Wilford 6 pass from Gray (Scobee kick)
TEXANS Davis 97 kickoff return (Brown kick)
TEXANS Davis 104 kickoff return (Brown kick)
TEXANS Dayne 12 run (Brown kick)
JAGUARS M. Jones 5 pass from Gray (Scobee kick)
TEXANS Walker 1 run (Brown kick)
JAGUARS Wilford 17 pass from Gray (Scobee kick)

	TEXANS	JAGUARS
First Downs	19	24
Total Net Yards	290	381
Net Yards Rushing	170	96
Net Yards Passing	120	285
(Att/Comp/Int)	18-11-1	39-25-0
Punts-Average	2-36.5	4-49.8
Fumbles-Lost	0-0	1-1
Sacks-Yards	2-17	1-8
Penalties-Yards	3-205	8-45
Time of Possession	28:13	31:47

RUSHING: TEXANS- Dayne 21-88, 2 TD; Walker 19-66, 1 TD; Rosenfels 3- -4.
JAGUARS- G. Jones 14-71; Toefield 7-15; Williams 1-8; Gray 1-2.

PASSING: TEXANS- Rosenfels 11-18, 128 yards, 1 TD, 1 INT.
JAGUARS- Gray 25-39, 302 yards, 4 TD, 0 INT.

RECEIVING: TEXANS- A. Johnson 6-74, 1 TD; Leach 2-18; Davis 1-20; Jones 1-14; Daniels 1-2, 1 TD.
JAGUARS- M. Jones 8-138, 1 TD; Wilford 6-58, 2 TD; Williams 3-37, 1 TD; Angulo 3-33; G. Jones 3-27; Smolko 1-5; Toefield 1-4.

SUMMARY

The Texans (8-8) earned their best record in franchise history with a 42-28 victory over the Jacksonville Jaguars in Reliant Stadium. WR Andre Davis became just the seventh player in NFL history to return two kickoffs for touchdowns in a game. The Texans' 42 points were a team record. RB Ron Dayne and TE Owen Daniels both found the end zone in the first half, but Davis stole the show before halftime. After a Jaguars touchdown, Davis returned his first kickoff for a touchdown, racing 97 yards down the sideline just 15 seconds before halftime. On the first play of the second half, Davis dashed 104 yards on the opening kickoff to make it 28-14. Dayne and RB Darius Walker both scored second-half touchdowns to complete the Texans scoring spree. The win gave Houston its first .500 record in franchise history.



TEXANS

2006 SEASON-IN-REVIEW

TEXANS WIN SIX IN KUBIAK'S FIRST SEASON

The Houston Texans finished the first season of the Gary Kubiak era with a 6-10 record, the second best mark in team history. After dropping the first three games of the season, the Texans finished the season with a 6-7 record including a pair of wins over their division rival Jacksonville Jaguars and the team's first win over AFC Champion Indianapolis, preventing the Colts from obtaining a first-round bye in the playoffs. The Texans finished the season strong as they won three games in the month of December, tying a team high in wins in a month.

Houston was led by the Associated Press Defensive Rookie of the Year LB DeMeco Ryans. He led the NFL with 126 solo tackles and finished with 156 total tackles, second in the NFL. The Texans defense improved as the season progressed. After struggling during the first three games of the season, the Texans defense finished the season yielding 337.5 yards per game, the fewest amount of yards since giving up 326.9 in 2002. Houston's secondary was led by CB Dunta Robinson. The third-year corner from South Carolina finished the season tied for the team lead in interceptions (2) and recorded his first career touchdown with a nine-yard return against the Buffalo Bills in Week 12.

On offense, WR Andre Johnson again led the Texans for the third consecutive season in receptions with a team-record and NFL season-high 103 receptions. He also set a team record with 1,147 receiving yards. QB David Carr led the NFL with a 68.3 completion percentage, while completing 302 passes, a new career and team high.

Houston won four more games this season than in 2006, establishing a team record for the biggest turnaround in team history. The Texans enter the 2007 draft with the eighth overall pick in the first round.



PRESEASON

Sat., Aug. 12	Kansas City	W	24-14
Sat., Aug. 19	@ St. Louis	W	27-20
Sun., Aug. 27	@ Denver	L	17-14
Thurs. Aug. 31	Tampa Bay	W	16-13

REGULAR SEASON

Sun., Sept. 10	Philadelphia	L	24-10
Sun., Sept. 17	@ Indianapolis	L	43-24
Sun., Sept. 24	Washington	L	31-15
Sun., Oct. 1	Miami	W	17-15
Sun., Oct 8	BYE		
Sun., Oct. 15	@Dallas	L	34-6
Sun., Oct. 22	Jacksonville	W	27-7
Sun., Oct. 29	@Tennessee	L	28-22
Sun., Nov. 5	@N.Y. Giants	L	14-10
Sun., Nov. 12	@ Jacksonville	W	13-10
Sun., Nov. 19	Buffalo	L	24-21
Sun., Nov. 26	@ N.Y. Jets	L	26-11
Sun., Dec. 3	@Oakland	W	23-14
Sun., Dec. 10	Tennessee	L-OT	26-20
Sun., Dec. 17	@ New England	L	40-7
Sun., Dec. 24	Indianapolis	W	27-24
Sun., Dec. 31	Cleveland	W	14-6



2006 SEASON-IN-REVIEW



WON-6 LOST-10

09/10	L	10-24	Philadelphia	*70,180
09/17	L	24-43	at Indianapolis	*56,614
09/24	L	15-31	Washington	*70,069
10/01	W	17-15	Miami	*70,071
10/15	L	6-34	at Dallas	*63,186
10/22	W	27-7	Jacksonville	*70,035
10/29	L	22-28	at Tennessee	*69,143
11/05	L	10-14	at New York Giants	*78,485
11/12	W	13-10	at Jacksonville	*65,918
11/19	L	21-24	Buffalo	*70,125
11/26	L	11-26	at New York Jets	*76,596
12/03	W	23-14	at Oakland	46,276
12/10	L	20-26 OT	Tennessee	*70,760
12/17	L	7-40	at New England	*68,756
12/24	W	27-24	Indianapolis	*70,132
12/31	W	14-6	Cleveland	*70,097

*Sellouts

	Texans	Opp.
TOTAL FIRST DOWNS	282	312
Rushing	106	115
Passing	156	174
Penalty	20	23
3rd Down: Made / Att.	77/198	88/198
3rd Down Pct.	38.9	44.4
4th Down: Made / Att.	9/13	5/11
4th Down Pct.	69.2	45.5
TIME OF POSSESSION	29:14	30:46
TOTAL NET YARDS	4465	5400
Avg. Per Game	279.1	337.5
Total Plays	955	979
Avg. Per Play	4.7	5.5
NET YARDS RUSHING	1687	1956
Avg. Per Game	105.4	122.3
Total Rushes	431	446
NET YARDS PASSING	2778	3444
Avg. Per Game	173.6	215.3
Sacked/Yards Lost	43/254	28/191
Gross Yards	3042	3635
Attempts/Completions	481/329	505/328
Completion Pct.	68.4%	65.0%
Had Intercepted	13	11
PUNTS/AVERAGE	76/41.6	65/45.4
NET PUNTING AVG.	36.7	37.6
PENALTIES/YARDS	90/761	96/792
FUMBLES/BALL LOST	28/12	16/11
TOUCHDOWNS	30	42
Rushing	13	16
Passing	14	22
Returns	3	4

SCORE BY PERIODS	1	2	3	4	OT	Total
TEXANS	55	52	59	101	0	267
OPPONENTS	72	103	86	99	6	366

SCORING	TD	Ru	Pa	Rt	PAT	FG	S	TP
Brown	0	0	0	0	26/27	19/25	0	83
Dayne	5	5	0	0			1	32
Johnson	5	0	5	0			0	30
Daniels	5	0	5	0			0	30
Lundy	4	4	0	0			1	26
Carr	2	2	0	0			0	12
Bruener	2	0	2	0			0	12
Moulds	1	0	1	0			0	6
Faggins	1	0	0	1b			0	6
Leach	1	0	1	0			0	6
Maddox	1	0	0	1c			0	6
Robinson	1	0	0	1a			0	6
Gado	1	1	0	0			0	6
Taylor	1	1	0	0			0	6
TEXANS	30	13	14	3	26/27	19/25	2	267
OPPONENTS	42	16	22	4*	39/40	25/29	0	366

a) D. Robinson 9-yd. INT return, vs. BUF
b) D. Faggins 58 yd. FUM return, @ OAK
c) A. Maddox 47-yd. FUM return, vs. CLE
*) T. Brown 40-yd. FUM return, @ TEN
A. Jones 53-yd. punt return, @ TEN
K. Morrison 35-yd. FUM return, @ OAK
E. Hobbs 93-yd. kickoff return, @ NE

PASSING	Att	Comp	Yds	Cmp%	Yds/Att	TD	TD%	Int	Int%	Long	Sack/Lost	Rating
Carr	442	302	2767	68.3%	6.3	11	2.5%	12	2.7%	53	14/240	82.1
Rosenfels	39	27	265	69.2%	6.8	3	7.7%	1	2.6%	28	1/5	103.0
Lundy	0	0	0	0.0%	0.0%	0	0.0%	0	0.0%	0	1/9	0.0
TEXANS	481	329	3032	68.4%	6.3	14	2.9%	13	2.7%	53	43/254	83.8
OPPONENTS	505	328	3635	65.0%	7.2	22	4.4%	11	2.2%	83t	28/191	91.7

RUSHING	No.	Yds	Avg	Long	TD
Dayne	151	612	4.1	19	5
undy	124	476	3.8	35	4
Gado	54	217	4.0	34	1
Carr	53	195	3.7	16	2
Taylor	28	123	4.4	17	1
Cook	3	18	6.0	14	0
Johnson	3	14	4.7	18	0
Morency	5	13	2.6	12	0
Moulds	1	6	6.0	6	0
Rosenfels	4	5	1.3	7	0
Shepherd	2	5	2.5	6	0
Walter	1	3	3.0	3	0
Simmons	1	0	0.0	0	0
Stanley	1	0	0.0	0	0
TEXANS	431	1687	3.9	35	13
OPPONENTS	446	1956	4.4	39T	16

RECEIVING	No.	Yds	Avg	Long	TD
Johnson	103	1147	11.1	53	5
Moulds	57	557	9.8	29	1
Daniels	34	352	10.4	33t	5
Lundy	33	204	6.2	15	0
Cook	18	107	5.9	15	0
Walter	17	160	9.4	15	0
Gado	16	80	5.0	19	0
Dayne	14	77	5.5	13	0
Putzier	13	125	9.6	26	0
Bruener	9	62	6.9	25	2
Leach	6	61	10.2	19	1
Taylor	3	40	13.3	24	0
Shepherd	3	22	7.3	8	0
Anderson	1	27	27.0	27	0
Morency	1	6	6.0	6	0
Lewis	1	5	5.0	5	0
TEXANS	329	3032	9.2	53	14
OPPONENTS	328	3635	11.1	83T	22

INTERCEPTIONS	No.	Yds	Avg	Long	TD
Robinson	2	9	4.5	9t	1
Faggins	2	0	0.0	0	0
Weaver	1	21	21.0	21	0
McClellan	1	19	19.0	19	0
Ryan	1	16	16.0	16	0
Simmons	1	11	11.0	11	0
Earl	1	2	2.0	2	0
Brown	1	0	0.0	0	0
Greenwood	1	0	0.0	0	0
TEXANS	11	78	7.1	21	1
OPPONENTS	13	174	13.4	41	1

PUNTING	No.	Yds	Avg	Net	TB	In	Lg	B
Stanley	76	3161	41.6	36.7	5	15	62	0
TEXANS	76	3161	41.6	36.7	5	15	62	0
OPPONENTS	65	2949	45.4	37.6	13	25	75	0

PUNT RETURNS	Ret	FC	Yds	Avg	Long	TD
Wynn	12	9	139	11.6	58	0
Buchanan	8	2	79	9.9	45	0
Shepherd	3	2	24	8.0	14	0
Lewis	0	2	0	0	0	0
TEXANS	23	15	242	10.5	58	0
OPPONENTS	36	24	275	7.6	53T	1

KICKOFF RETURNS	No	Yds	Avg	Long	TD
Wynn	30	670	22.3	38	0
Shepherd	17	395	23.2	42	0
Mathis	7	192	27.4	87	0
Buchanan	5	106	21.2	28	0
Lundy	4	67	16.8	23	0
Anderson	3	90	30.0	38	0
Lewis	1	27	27.0	27	0
Alexander	1	18	18.0	18	0
Johnson	1	17	17.0	17	0
Bruener	1	8	8.0	8	0
Cook	1	2	2.0	2	0
Wong	0	17	0	17	0
TEXANS	71	1609	22.7	87	0
OPPONENTS	52	1215	23.4	93T	1

FIELD GOALS	1-19	20-29	30-39	40-49	50+
K. Brown	1/1	4/4	3/5	11/13	0/2
TEXANS	1/1	4/4	3/5	11/13	0/2
Opponents	0/0	6/7	9/10	8/9	2/3



2006 SEASON-IN-REVIEW

Defensive Statistics

TACKLES	Solo	Asst	Total	Sacks (Yards)	QB Press	INT (Yards)	Pass Defensed	Forced Fumble	Fumble Recovery
D. Ryans	126	30	156	3.5 (30.5)	9	1 (16)	8	1	1
M. Greenwood	84	26	110	1 (0)	1	1 (0)	4	2	3
D. Robinson	70	13	83		1	2 (9)	14	1	
C.C. Brown	65	10	75	1 (10.0)	3	1 (0)	7	1	1
G. Earl	57	13	70	2 (22.0)	2	1 (2)	5	1	
M. Williams	35	12	47	4.5 (20.5)	5		4	1	1
J. Simmons	30	8	38			1 (11)	2		
L. Sanders	29	8	37				6		
A. Maddox	24	13	37	2 (9.0)	1				
A. Weaver	26	9	35	1 (3.0)	4	1 (21)	7		1
D. Faggins	27	3	30	1 (2.0)	1	2 (0)	12	1	2
D. McCleon	21	7	28			1 (19)	2	2	1
S. Orr	23	4	27	1.5 (7.5)	2		1		1
J. Babin	19	6	25	5 (39.0)	7				
N.D. Kalu	16	5	21	2 (21.0)	7		1		
Th. Johnson	15	4	19		3				
A. Peek	9	5	14	1 (9.0)	2			2	
S. Payne	10	2	12	1 (5.0)	1			1	
K. Wong	9	3	12						
Tr. Johnson	8	3	11				1		
G. Scott	7	4	11						
L. Dalton	8	2	10	1 (2.0)	1				
D. Wynn	4	2	6						
C. Anderson	3	2	5				1		
C. Killings	2	3	5						
V. Hutchins	2	1	3						
P. Buchanon	2	0	2				1		
E. Cochran	2	0	2						
A. Malone	1	1	2	0.5 (2.5)					
D. Johnson	1	0	1						
D. Polk	1	0	1						
T. Evans	0	1	1						
Total	736	200	936	28 (183.0)	50	11 (43)	76	13	11

Special Teams Statistics

SPECIAL TEAMS	Solo	Asst	Total	Blocks PAT	Punt	FG	Forced Fumble	Fumble Recovery
T. Evans	11	2	13					
C. Anderson	10	1	11					
D. Polk	6	4	10					
J. Simmons	9	0	9					
K. Walter	8	0	8					
L. Sanders	6	0	6					
S. Orr	5	0	5					
G. Earl	4	1	5					
J. Cook	4	1	5					
C. Taylor	3	0	3					
B. Pittman	2	1	3					
C.C. Brown	2	0	2					
D. Anderson	2	0	2					
D. Wynn	2	0	2					
V. Leach	2	0	2					
A. Peek	2	0	2					
V. Hutchins	2	0	2					
O. Daniels	1	0	1					
D. McCleon	1	0	1					
G. Scott	1	0	1					
O. Daniels	1	0	1					
R. Alexander	1	0	1					
S. Rosenfels	1	0	1					
M. Stone	0	1	1					
J. Babin	0	1	1					
K. Garrett	0	1	1					
S. Payne	0	0	0	1				
Total	86	13	99	1	0	0	0	0

2006 SEASON-IN-REVIEW



GAME #1
EAGLES 24, TEXANS 10
RELIANT STADIUM, SEPTEMBER 10, 2006
ATTENDANCE: 70,180

	1Q	2Q	3Q	4Q	OT	Final
PHILADELPHIA EAGLES	0	14	7	3		24
HOUSTON TEXANS	7	3	0	0		10

TEXANS Moulds 25 pass from Carr (K. Brown kick)
EAGLES Stallworth 42 pass from McNabb (Akers kick)
TEXANS K. Brown 34 FG
EAGLES R. Brown 5 pass from McNabb (Akers kick)
EAGLES Westbrook 31 pass from McNabb (Akers kick)
EAGLES Akers 42 FG

	TEXANS	EAGLES
First Downs	19	24
Total Net Yards	241	441
Net Yards Rushing	70	130
Net Yards Passing	171	311
(Att/Comp/Int)	27-18-0	35-24-1
Punts-Average	5-44.6	3-35.3
Fumbles-Lost	1-0	0-0
Sacks-Yards	3-19	1-3
Penalties-Yards	3-20	5-51
Time of Possession	27:09	32:51

PASSING: TEXANS- D. Carr 18-27, 208 yards, 1 TD.
EAGLES- D. McNabb 24-35, 314 yards, 3 TD, 1 INT.

RECEIVING: TEXANS- A. Johnson 6-101; Moulds 6-68; W. Lundy 2-(-)1, 1 TD; J. Putzier 1-26; K. Walter 1-8; V. Morency 1-6; Cook 1-0.
EAGLES- D. Stallworth 6-14 1 TD; L. Smith 6-56; B. Westbrook 4-61; G. Lewis 3-24; R. Brown 2-20; T. Tapeh 2-13; C. Buckhalter 1 (-)1.

RUSHING: TEXANS- W. Lundy 11-32; D. Carr 4-25; V. Morency 5-13.
EAGLES- B. Westbrook 17-71; C. Buckhalter 8-50; D. McNabb 4-7; T. Tapeh 1-2.

SUMMARY

The Texans (0-1) lost in head coach Gary Kubiak's NFL debut 24-10 to the Philadelphia Eagles at Reliant Stadium. Houston scored on the opening drive of the season when WR Eric Moulds caught a 25-yard touchdown from QB David Carr. The Eagles got on the board in the second quarter when QB Donovan McNabb found WR Donté Stallworth for a 42-yard touchdown. K Kris Brown nailed a 34-yard field goal to take a 10-7 lead just before halftime, but McNabb guided the Eagles down the field and found WR Reggie Brown for a five-yard touchdown just before intermission. The play gave the Eagles their first lead of the game at 14-10 and Philadelphia wouldn't look back. Philadelphia added 10 more points in the second half, while Houston managed just 11 offensive plays in the last two quarters. Houston was led on defense by rookie MLB DeMeco Ryans, who had 13 tackles to lead both teams in his NFL debut.

GAME #2
COLTS 43, TEXANS 24
RCA DOME, SEPTEMBER 17, 2006
ATTENDANCE: 56,614

	1Q	2Q	3Q	4Q	OT	Final
HOUSTON TEXANS	0	3	0	21		24
INDIANAPOLIS COLTS	14	6	10	13		43

COLTS Stokley 10 pass from Manning (Vinatieri kick)
COLTS Addai 21 pass from Manning (Vinatieri kick)
COLTS Vinatieri 39 FG
TEXANS K. Brown 43 FG
COLTS Vinatieri 43 FG
COLTS Fletcher 15 pass from Manning (Vinatieri kick)
COLTS Vinatieri 38 FG
TEXANS Daniels 33 pass from Carr (K. Brown kick)
COLTS Rhodes 2 run (Vinatieri kick)
TEXANS Bruener 1 pass from Carr (K. Brown kick)
COLTS Carthon 3 run (kick blocked)
TEXANS A. Johnson 10 pass from Carr (K. Brown kick)

	TEXANS	COLTS
First Downs	18	34
Total Net Yards	299	515
Net Yards Rushing	108	125
Net Yards Passing	191	390
(Att/Comp/Int)	26-22-0	38-26-0
Punts-Average	4-41.3	1-45.0
Fumbles-Lost	4-2	1-1
Sacks-Yards	4-28	2-10
Penalties-Yards	8-58	7-60
Time of Possession	25:04	34:56

PASSING: TEXANS- Carr 22-26, 219 yards, 3 TD.
COLTS- P. Manning 26-38, 400 yards, 3 TD.

RECEIVING: TEXANS- J. Cook 5-34; E. Moulds 4-59; A. Johnson 4-56, 1 TD; O. Daniels 4-45, 1 TD; J. Putzier 1-10; E. Shepherd 1-7; K. Walter 1-4; S. Gado 1-3; M. Bruener 1-1, 1 TD.

COLTS- M. Harrison 7-127; R. Wayne 6-135; D. Clark 3-26; J. Addai 2-22, 1 TD; D. Rhodes 2-22; A. Moorehead 2-17; B. Fletcher 2-15, 1 TD; B. Utecht 1-26; B. Stokley 1-10, 1 TD.

RUSHING: TEXANS- R. Dayne 11-37; S. Gado 3-36; W. Lundy 6-25; D. Carr 3-10.

COLTS- J. Addai 16-82; D. Rhodes 14-37, 1 TD; R. Carthon 3-4, 1 TD; P. Manning 2-2.

SUMMARY

The Texans (0-2) fell to the Indianapolis Colts 43-24 at RCA Dome. The Colts scored on four of their first five possessions and the Texans turned the ball over twice in the first quarter, leading to a 20-3 score at halftime. QB David Carr got things going late and threw three touchdown passes in the fourth quarter to TE Owen Daniels, TE Mark Bruener and WR Andre Johnson, but it was too little, too late. SS Glenn Earl led the way defensively with 10 tackles.



2006 SEASON-IN-REVIEW

GAME #3

REDSKINS 31, TEXANS 15
RELIANT STADIUM, SEPTEMBER 24, 2006
ATTENDANCE: 70,069

	1Q	2Q	3Q	4Q	OT	Final
WASHINGTON REDSKINS	7	14	7	3		31
HOUSTON TEXANS	7	0	0	8		15

TEXANS Bruener 2 pass from Carr (K. Brown kick)
REDSKINS Betts 9 run (Hall kick)
REDSKINS Randle-EI 23 pass from Brunell (Hall kick)
REDSKINS Portis 30 run (Hall kick)
REDSKINS Portis 1 run (Hall kick)
REDSKINS Hall 46 FG
TEXANS Daniels 2 pass from Carr (Dayne 2 pt conversion)

TEXANS REDSKINS

First Downs	17	25
Total Net Yards	261	495
Net Yards Rushing	61	234
Net Yards Passing	200	261
(Att/Comp/Int)	29-19-1	27-24-0
Punts-Average	4-39.5	2-56.0
Fumbles-Lost	3-1	1-8
Sacks-Yards	0-0	2-10
Penalties-Yards	7-57	12-126
Time of Possession	21:33	38:27

PASSING: TEXANS- D. Carr 19-29, 208 yards, 1 TD, 1 INT.

REDSKINS- M. Brunell 24-27, 261 yards, 1 TD.

RECEIVING: TEXANS- A. Johnson 11-152; E. Moulds 4-27; R. Dayne 1-13; J. Putzier 1-12; M. Bruener 1-2, 1 TD; O. Daniels 1-2, 1 TD.

REDSKINS- S. Moss 6-50; C. Cooley 4-18; A. Randle EI 3-34, 1 TD; L. Betts 3-27; M. Sellers 3-9; C. Portis 2-78; B. Lloyd 2-20; D. Patten 1-25.

RUSHING: TEXANS- R. Dayne 14-58; D. Carr 3-3.
REDSKINS- L. Betts 16-24, 1 TD; C. Portis 16-86, 2 TD; R. Cartwright 5-15; A. Randle EI 1-7; S. Moss 1-2; M. Brunell 2-0.

SUMMARY

The Texans (0-3) lost to the Washington Redskins 31-15 at Reliant Stadium as Redskins QB Mark Brunell set the NFL single-game record for consecutive completions with 22. WR Andre Johnson starred for Houston, racking up 152 receiving yards on 11 catches. A 53-yard reception by Johnson set up TE Mark Bruener's two-yard touchdown catch to put Houston up 7-0. Houston's defense looked to get off the field early again on the ensuing drive, but on third-and-six, Brunell hit RB Clinton Portis on a shovel pass out of the shotgun that went for 74 yards. Two plays later, RB Ladell Betts scampered into the end zone from nine yards to tie the score. Washington ultimately scored 31 straight points before the Texans got back into the end zone. TE Owen Daniels' second touchdown of his career came with 12:21 left in the game and RB Ron Dayne's two-point conversion closed out the scoring at 31-15. CB Dunta Robinson led the Texans defense with 11 tackles.

GAME #4

TEXANS 17, DOLPHINS 15
RELIANT STADIUM, OCTOBER 1, 2006
ATTENDANCE: 70,071

	1Q	2Q	3Q	4Q	OT	Final
MIAMI DOLPHINS	0	3	3	9		15
HOUSTON TEXANS	0	3	0	14		17

DOLPHINS Mare 52 FG
TEXANS K. Brown 32 FG
DOLPHINS Mare 29 FG
TEXANS Carr 1 run (K. Brown kick)
TEXANS Johnson 3 pass from Carr (K. Brown kick)
DOLPHINS Mare 22 FG
DOLPHINS Chambers 16 pass from Culpepper (Mare kick)

TEXANS DOLPHINS

First Downs	19	15
Total Net Yards	276	289
Net Yards Rushing	65	70
Net Yards Passing	211	219
(Att/Comp/Int)	29-22-1	39-23-0
Punts-Average	4-46.5	5-43.2
Fumbles-Lost	2-1	0-0
Sacks-Yards	5-30	5-19
Penalties-Yards	2-15	5-35
Time of Possession	33:55	26:05

PASSING: TEXANS- D. Carr 22-29, 230 yards, 1 TD, 1 INT.

DOLPHINS- D. Culpepper 23-39, 249 yards, 1 TD.

RECEIVING: TEXANS- A. Johnson 9-101, 1 TD; E. Moulds 4-76; K. Walter 3-25; R. Dayne 3-11; E. Shepherd 1-7; J. Cook 1-6; S. Gado 1-4.

DOLPHINS- R. Brown 8-62; W. Welker 4-55; R. McMichael 4-54; M. Booker 3-43; C. Chambers 3-28, 1 TD; J. Peelle 1-7.

RUSHING: TEXANS- R. Dayne 22-58; S. Gado 6-9; E. Shepherd 1-6; D. Carr 4-(-)8, 1 TD.

DOLPHINS- R. Brown 12-49; C. Chambers 1-14; L. Suggs 1-7.

SUMMARY

The Texans (1-3) handed head coach Gary Kubiak his first NFL win by defeating the Miami Dolphins 17-15 at Reliant Stadium. After a scoreless first quarter, Miami K Olindo Mare got things started with a 52-yard field goal in the second. Texans K Kris Brown answered with a 32-yarder of his own to knot the score at 3-3 at halftime. Mare hit a 29-yarder in the third to give Miami a 6-3 lead heading into the final stanza. QB David Carr was the first to reach the end zone, running in from one yard out on a bootleg to give Houston its first lead at 10-6. Carr found WR Andre Johnson for a nine-yard touchdown on the next drive, extending the lead to 17-6. Miami rallied late with a field goal and a touchdown, but the comeback fell short when DE Mario Williams batted away an attempted two-point conversion pass with 1:39 left. Williams also recorded his first career sack and finished with 1.5 on the day. Johnson topped the century mark for the third time in four games.

2006 SEASON-IN-REVIEW



GAME #5
COWBOYS 34, TEXANS 6
TEXAS STADIUM, OCTOBER 15, 2006
ATTENDANCE: 63,186

	1Q	2Q	3Q	4Q	OT	Final
HOUSTON TEXANS	3	3	0	0		6
DALLAS COWBOYS	0	3	14	17		34

TEXANS K. Brown 19 FG
COWBOYS Vanderjagt 22 FG
TEXANS K. Brown 48 FG
COWBOYS Owens 3 pass from Bledsoe (Vanderjagt kick)
COWBOYS Owens 21 pass from Bledsoe (Vanderjagt kick)
COWBOYS Barber 1 run (Vanderjagt kick)
COWBOYS Vanderjagt 21 FG
COWBOYS Owens 2 pass from Romo (Vanderjagt kick)

	TEXANS	COWBOYS
First Downs	12	21
Total Net Yards	232	354
Net Yards Rushing	34	170
Net Yards Passing	198	184
(Att/Comp/Int)	38-23-2	30-19-0
Punts-Average	6-39.0	4-56.8
Fumbles-Lost	1-1	0-0
Sacks-Yards	0-0	2-19
Penalties-Yards	7-42	9-73
Time of Possession	24:46	35:14

PASSING: TEXANS- D. Carr 15-27, 128 yards; S. Rosenfels 8-11, 70 yards.

COWBOYS- D. Bledsoe 17-28-38, 168 yards, 2 TD; T. Romo 2-2, 35 yards, 1 TD.

RECEIVING: TEXANS- A. Johnson 9-75; E. Moulds 4-44; S. Gado 4-26; O. Daniels 2-17; K. Walter 1-15; J. Putzier 1-12; M. Bruener 1-15; R. Dayne 1-4.

COWBOYS- P. Crayton 5-61; T. Glenn 5-47; T. Owens 5-45, 3 TD, J. Witten 3-17; S. Hurd 1-33.

RUSHING: TEXANS- D. Carr 3-15; R. Dayne 10-14; S. Gado 4-5.

COWBOYS- J. Jones 22-106; M. Barber 10-57, 1 TD; T. Thompson 5-7.

SUMMARY

The Texans (1-4) fell to the Dallas Cowboys 34-6 at Texas Stadium, despite leading 6-3 at halftime. Houston drew first blood thanks to a 19-yard field goal by K Kris Brown in the first quarter. Dallas evened the score in the second quarter on a 22-yard field goal by K Mike Vanderjagt. Brown gave the Texans the lead at the break with a 48-yard field goal as time expired in the second quarter. The second half was all Dallas as the Cowboys held Houston to just 118 yards and scored 31 unanswered points. WR Andre Johnson had a game-high nine receptions for 75 yards in the loss. It was the second meeting between the two franchises and Dallas evened the series. Houston won the initial meeting in 2002, 19-10, in what was the first game in franchise history.

GAME #6
TEXANS 27, JAGUARS 7
RELIANT STADIUM, OCTOBER 22, 2006
ATTENDANCE: 70,035

	1Q	2Q	3Q	4Q	OT	Final
JACKSONVILLE JAGUARS	0	0	7	0		7
HOUSTON TEXANS	0	10	0	17		27

TEXANS A. Johnson 35 pass from Carr (K. Brown kick)
TEXANS K. Brown 43 FG
JAGUARS Jones-Drew 1 run (Scobee kick)
TEXANS Lundy 2 run (K. Brown kick)
TEXANS Daniels 14 pass from Carr (K. Brown kick)
TEXANS K. Brown 21 FG

	TEXANS	JAGUARS
First Downs	21	14
Total Net Yards	349	220
Net Yards Rushing	131	102
Net Yards Passing	218	118
(Att/Comp/Int)	34-25-0	28-14-0
Punts-Average	5-43.4	7-42.1
Fumbles-Lost	0-0	2-2
Sacks-Yards	1-6	1-7
Penalties-Yards	3-17	7-35
Time of Possession	33:30	26:30

PASSING: TEXANS- D. Carr 25-34, 224 yards, 2 TD.
JAGUARS- B. Leftwich 14-28, 125 yards.

RECEIVING: TEXANS- A. Johnson 8-106, 1 TD; W. Lundy 4-15; J. Cook 3-24; E. Moulds 3-16; S. Gado 3-15; K. Walter 2-28; O. Daniels 2-20, 1 TD.

JAGUARS- M. Jones-Drew 7-58; E. Wilford 2-26; C. Hankton 2-18; F. Taylor 1-19; G. Wrihster 1-3; D. Wimbush 1-1.

RUSHING: TEXANS- W. Lundy 19-93, 1 TD; 10-27; D. Carr 4-12; E. Shepherd 1- (-)1.

JAGUARS- F. Taylor 16-84; M. Jones Drew 8-10, 1 TD; R. Williams 1-8.

SUMMARY

The Texans (2-4) collected consecutive home wins for the first time in franchise history by defeating the Jacksonville Jaguars 27-7 at Reliant Stadium, improving their all-time record against Jacksonville to 5-4. In their Battle Red jerseys, Houston dominated every aspect of the game against Jacksonville totaling 349 yards, while holding the Jags to just 220 total yards. QB David Carr threw for 224 yards to go along with two touchdowns. One of those scoring strikes came to WR Andre Johnson, who broke the 100-yard receiving mark for the fourth time on the season with eight catches for 106 yards. Rookie RB Wali Lundy emerged from a crowded Houston backfield to shine with 93 yards on 19 carries, including the first scoring run of his career. The offense was backed up by a stout Houston defense that forced two second-half turnovers that led to 14 points, the Texans' first points off turnovers in 2006.



2006 SEASON-IN-REVIEW

GAME #7
TITANS 28, TEXANS 22
LP FIELD, OCTOBER 29, 2006
ATTENDANCE: 69,143

	1Q	2Q	3Q	4Q	OT	Final
HOUSTON TEXANS	0	3	7	12		22
TENNESSEE TITANS	0	14	7	7		28

TITANS Young 20 run (Bironas kick)
TEXANS K. Brown 27 FG
TITANS Brown 40 fumble return (Bironas kick)
TITANS Wade 20 pass from Young (Bironas)
TEXANS A. Johnson 10 pass from Rosenfels (K. Brown kick)
TITANS A. Jones 53 punt return (Bironas kick)
TEXANS Daniels 1 pass from Rosenfels (kick blocked)
TEXANS Daniels 2 pass from Rosenfels (pass failed)

	TEXANS	TITANS
First Downs	26	10
Total Net Yards	427	197
Net Yards Rushing	148	111
Net Yards Passing	279	86
(Att/Comp/Int)	46-33-2	15-7-0
Punts-Average	3-43.7	8-49.1
Fumbles-Lost	4-3	2-0
Sacks-Yards	4-20	1-1
Penalties-Yards	10-74	8-64
Time of Possession	36:21	23:39

PASSING: TEXANS- S. Rosenfels 18-25, 186 yards, 3 TD, 1 INT.; D. Carr 15-21, 113 yards, 1 INT.
TITANS- V. Young 7-15 87 yards, 1 TD.

RECEIVING: TEXANS- O. Daniels 9-99, 2 TD; A. Johnson 9-78, 1 TD; W. Lundy 5-33; E. Moulds 3-35; J. Cook 3-20; R. Dayne 2-17; M. Bruener 1-9; E. Shepherd 1-8.
TITANS- B. Wade 2-30, 1 TD; B. Scaife 2-15; D. Bennett 1-23; B Troupe 1-12; C. Roby 1-7.

RUSHING: TEXANS- W. Lundy 18-116; R. Dayne 5-16; S. Rosenfels 1-7; D. Carr 1-6; J. Cook 1-3.
TITANS- V. Young 4-44, 1 TD; L. White 7-35; T. Henry 15-29; B. Jones 1-3.

SUMMARY

The Texans (2-5) couldn't overcome five turnovers and fell 28-22 to the Tennessee Titans at LP Field. Houston dominated the Titans in every statistical category out-gaining Tennessee 427 yards to 197. The total yardage by the Titans was the second fewest total by any Texans opponent in franchise history. QB Sage Rosenfels threw a career-high three touchdown passes in the second half as the Texans battled back from a 21-3 deficit. Rosenfels' three touchdowns tied the franchise record for scoring strikes in a game. TE Owen Daniels caught two touchdowns, tying a Texans franchise record in that department. On the day, Daniels hauled in nine catches for 99 yards to lead both teams. WR Andre Johnson added nine receptions for 78 yards and a touchdown, and RB Wali Lundy added 116 yards on the ground.

GAME #8
GIANTS 14, TEXANS 10
GIANTS STADIUM, NOVEMBER 5, 2006
ATTENDANCE: 78,485

	1Q	2Q	3Q	4Q	OT	Final
HOUSTON TEXANS	0	3	7	0		10
NEW YORK GIANTS	7	0	0	7		14

GIANTS Barber 16 run (Feely kick)
TEXANS K. Brown 41 FG
TEXANS Carr 2 run (K. Brown kick)
GIANTS Shockey 3 pass from Manning (Feely kick)

	TEXANS	GIANTS
First Downs	17	23
Total Net Yards	251	285
Net Yards Rushing	81	122
Net Yards Passing	170	163
(Att/Comp/Int)	30-21-0	29-17-1
Punts-Average	3-31.0	3-36.7
Fumbles-Lost	1-1	0-0
Sacks-Yards	1-6	2-16
Penalties-Yards	8-65	6-53
Time of Possession	28:55	31:05

PASSING: TEXANS- D. Carr 21-30, 176 yards.
GIANTS- E. Manning 17-28 179 yards, 1 TD, 1 INT.

RECEIVING: TEXANS- A. Johnson 9-83; ; O. Daniels 3-34; E. Moulds 3-24; W. Lundy 3-16; E. Moulds 3-35; K. Walter 1-11; R. Dayne 1-5; J. Cook 1-3.
GIANTS- J. Shockey 8-66, 1 TD; T. Barber 3-40; M. Jennings 2-21; A Toomer 2-16; B. Jacobs 1-21; T. Carter 1-15.

RUSHING: TEXANS- W. Lundy 20-43; D.Carr 5-24. 1 TD; J. Cook 1-14.
GIANTS- T. Barber 17-115; 7-19; E. Manning 3-(-3); M. Jennings 1-(-9).

SUMMARY

The Texans (2-6) were upset-minded at Giants Stadium, leading the Giants 10-7 in the fourth quarter, but when QB Eli Manning found TE Jeremy Shockey in the right corner of the end zone with 7:49 remaining in game, New York took the lead for good. The ensuing Texans drive moved into Giants territory, but when FB Jameel Cook fumbled on New York's 38-yard line after a three-yard catch, the game was all but over as the Giants recovered and were able to kill the last five minutes off the clock. Cook's fumble was the only turnover of the game for the Texans in a game that was dominated by both teams' defenses. Houston's defense allowed just two scores on the day and just 285 yards to a Giants team that ranked fourth in the NFL in total yards entering the game. The Giants defense was up to the challenge as well, limiting Houston to 81 rushing yards and 251 yards total for the game. K Kris Brown got the Texans on the board in the second quarter thanks a 41-yard field goal making the score 7-3. Houston took the lead in the third quarter when QB David Carr took to the air, launching himself from the Giants' two-yard line into the end zone to put his team in front 10-7 with 1:14 remaining in the third quarter.

2006 SEASON-IN-REVIEW



GAME #9
JAGUARS 10, TEXANS 13
ALLTELL STADIUM, NOVEMBER 12, 2006
ATTENDANCE: 65,918

	1Q	2Q	3Q	4Q	OT	Final
HOUSTON TEXANS	10	0	3	0		13
JACKSONVILLE JAGUARS	0	3	0	7		10

TEXANS Lundy 1 run (K. Brown kick)
TEXANS K. Brown 25 FG
JAGUARS Scobee 44 FG
TEXANS K. Brown 28 FG
JAGUARS Jones-Drew 3 run (Scobee kick)

	TEXANS	JAGUARS
First Downs	21	16
Total Net Yards	306	322
Net Yards Rushing	148	118
Net Yards Passing	158	204
(Att/Comp/Int)	35-17-0	34-15-4
Punts-Average	5-34.2	4-36.5
Fumbles-Lost	1-0	1-0
Sacks-Yards	3-18	2-10
Penalties-Yards	6-51	9-65
Time of Possession	37:33	22:27

PASSING: TEXANS- D. Carr 16-32, 167 yards; S. Rosenfels 1-3, 9 yards.

JAGUARS- D. Garrard 15-34, 214 yards, 4 INT.

RECEIVING: TEXANS- O. Daniels 4-55; A. Johnson 3-56; E. Moulds 3-14; K. Walter 2-16; J. Cook 2-10; J. Putzier 1-10; W. Lundy 1-9; S. Gado 1-6.

JAGUARS- F. Taylor 5-71; M. Jones-Drew 4-56; E. Wilford 2-50; R. Williams 1-12; M. Jones 1-11; G. Wrihster 1-8; M. Lewis 1-6.

RUSHING: TEXANS- S. Gado 17-67; D. Carr 5-48; W. Lundy 16-34; J. Cook 1-1; S. Rosenfels 3-(-2).

JAGUARS- F. Taylor 12-63; D. Garrard 4-44; M. Jones-Drew 3-11, 1 TD.

SUMMARY

The Texans (3-6) swept the season series from the Jacksonville Jaguars by defeating the Jags 13-10 at ALLTELL Stadium thanks to a turnover-minded defense. Houston's defense entered the game with just two interceptions, but it left Jacksonville with six after intercepting Jaguars QB David Garrard four times. Garrard entered the game with the Jaguars team record in consecutive pass attempts without an interception. That streak ended at 176 pass attempts when LB Morlon Greenwood collected his first career interception. Even with Houston's strong defensive showing, it looked as though Jacksonville might have a chance to tie or win the game in the final moments. After QB Sage Rosenfels was stuffed on a third-and-one at the Texans' 41-yard line, it appeared as though Jacksonville would get the ball back with about a minute and half remaining in the game. However, head coach Gary Kubiak gambled and on fourth-and-one with the game on the line, the rookie head coach handed the ball to RB Samkon Gado who surged forward for the first down giving Houston the win.

GAME #10
TEXANS 21, BILLS 24
RELIANT STADIUM, NOVEMBER 19, 2006
ATTENDANCE: 70,125

	1Q	2Q	3Q	4Q	OT	Final
BUFFALO BILLS	14	3	0	7		24
HOUSTON TEXANS	7	7	7	0		21

BILLS Evans 83 pass from Losman (Lindell kick)
BILLS Evans 83 pass from Losman (Lindell kick)
TEXANS Lundy 17 run (K. Brown kick)
BILLS Lindell 40 FG
TEXANS Gado 1 run (K. Brown kick)
TEXANS Robinson 9 interception return (K. Brown kick)
BILLS Price 15 pass from Losman (Lindell kick)

	TEXANS	BILLS
First Downs	20	17
Total Net Yards	397	403
Net Yards Rushing	188	70
Net Yards Passing	209	333
(Att/Comp/Int)	30-25-1	38-26-1
Punts-Average	6-40.8	7-46.9
Fumbles-Lost	3-1	0-0
Sacks-Yards	2-7	2-14
Penalties-Yards	5-40	3-17
Time of Possession	32:25	27:35

PASSING: TEXANS- D. Carr 25-30, 223 yards, 1 INT.

BILLS- J. Losman 26-38, 340 yards, 3 TD, 1 INT.

RECEIVING: TEXANS- A. Johnson 6-76; E. Moulds 5-68; S. Gado 5-30; W. Lundy 4-22; J. Cook 2-10; O. Daniels 1-10; K. Walter 1-4; M. Bruener 1-3

BILLS- L. Evans 11-265, 2 TD; A. Thomas 7-33; D. Shelton 4-12; P. Price 2-21, 1 TD; R. Royal 1-5; B. Cieslak 1-4.

RUSHING: TEXANS- S. Gado 10-69, 1 TD; W. Lundy 8-61, 1 TD; D. Carr 6-31; A. Johnson 1-18; E. Moulds 1-6; K. Walter 1-3.

BILLS- A. Thomas 19-56; J. Losman 2-14.

SUMMARY

The Texans (3-7) stormed back from a 14-point deficit to lead 21-17 late in the fourth quarter against the Buffalo Bills at Reliant Stadium, but a 15-yard touchdown pass from QB J.P. Losman to WR Peerless Price with just nine seconds remaining earned Buffalo the win. The loss snapped a two-game winning streak for the Texans and ruined a record-setting performance by QB David Carr, who completed 22 consecutive passes at one point to tie the NFL single-game record. The Houston offense was led by a running game that produced 188 yards, the second-highest single-game total in team history. The Bills countered with WR Lee Evans, who snagged 11 balls for an eye-popping 265-yard performance, including 83-yard touchdown receptions on each of the Bills' first two possessions to give Buffalo a 14-0 lead in the first quarter. CB Dunta Robinson picked off Losman deep in Bills territory and returned it nine yards for the first touchdown of his career to put Houston up 21-17. That looked to be enough for the win until Price's game-winning catch in the waning moments.



2006 SEASON-IN-REVIEW

GAME #11
JETS 26, TEXANS 11
THE MEADOWLANDS, NOVEMBER 26, 2006
ATTENDANCE: 76,596

	1Q	2Q	3Q	4Q	OT	Final
HOUSTON TEXANS	0	3	0	8		11
NEW YORK JETS	3	6	14	3		26

JETS Nugent 23 FG
 JETS Nugent 34 FG
 TEXANS K. Brown 47 FG
 JETS Nugent 54 FG
 JETS Coles 12 pass from Pennington (Nugent kick)
 JETS Houston 1 run (Nugent kick)
 JETS Nugent 40 FG
 TEXANS A. Johnson 3 pass from Carr (Lundy 2 pt. conversion pass from Carr)

	TEXANS	JETS
First Downs	21	17
Total Net Yards	332	304
Net Yards Rushing	25	27
Net Yards Passing	307	277
(Att/Comp/Int)	54-39-1	32-24-0
Punts-Average	5-48.2	4-49.3
Fumbles-Lost	1-0	1-0
Sacks-Yards	4-14	1-9
Penalties-Yards	7-77	1-5
Time of Possession	30:51	29:09

PASSING: TEXANS- D. Carr 39-54, 321 yards, 1 TD 1 INT.

JETS- C. Pennington 24-31, 286 yards, 1 TD; P. Ramsey 0-1, 0 yds.

RECEIVING: TEXANS- A. Johnson 10-98, 1 TD; E. Moulds 10-79; W. Lundy 8-68; O. Daniels 5-34; K. Walter 2-22; J. Putzier 2-19; D. Lewis 1-5; S. Gado 1(-4).

JETS- L. Coles 9-111, 1 TD; J. Cotchery 7-110; J. McCareins 2-10; L. Washington 2-7; C. Baker 1-28; T. Dwight 1-9; J. Hodgins 1-6; C. Houston 1-5.

RUSHING: TEXANS- W. Lundy 8-11; D. Carr 2-10; S. Gado 3-4; C. Stanley 1-0.

JETS- L. Washington 5-17; C. Houston 11-13; K. Barlow 8-5; C. Pennington 1-2; B. Smith 1(-10).

SUMMARY

The Texans (3-8) fell to the New York Jets 26-11 at The Meadowlands. Despite allowing a franchise-record 27 yards rushing defensively, Houston couldn't find the end zone until the waning moments of the fourth quarter. QB David Carr set career highs in both attempts (54) and completions (39) on his way to 321 yards passing, but when he finally found a receiver in the end zone, the game was out of reach. On the day the Texans outgained the Jets 332 yards to 304, but managed only 25 yards on the ground themselves. WR Andre Johnson surpassed career single-season bests with 10 receptions for 98 yards and a touchdown. LB DeMeco Ryans led the defense with a game-high 14 tackles. K Kris Brown supplied the first points for the Texans with a 47-yard field goal in the second quarter.

GAME #12
TEXANS 23, RAIDERS 14
McAFEE COLISEUM, DECEMBER 3, 2006
ATTENDANCE: 46,276

	1Q	2Q	3Q	4Q	OT	Final
HOUSTON TEXANS	7	0	7	9		23
OAKLAND RAIDERS	0	14	0	0		14

TEXANS Faggins 58 fumble return (K. Brown kick)
RAIDERS Fargas 3 run (Janikowski kick)
RAIDERS Morrison 35 fumble return (Janikowski kick)
TEXANS Lundy 3 run (K. Brown kick)
TEXANS K. Brown 42 FG
TEXANS K. Brown 47 FG
TEXANS K. Brown 39 FG

	TEXANS	RAIDERS
First Downs	10	21
Total Net Yards	124	302
Net Yards Rushing	129	113
Net Yards Passing	-5	189
(Att/Comp/Int)	14-7-0	42-25-2
Punts-Average	5-40.4	4-56.8
Fumbles-Lost	3-2	3-3
Sacks-Yards	5-37	5-49
Penalties-Yards	5-46	7-60
Time of Possession	26:28	33:32

PASSING: TEXANS- D. Carr 7-14, (-)5 yards.

RAIDERS- A. Brooks 25-42 238 yards, 2 Int.

RECEIVING: TEXANS- W. Lundy 2-9; J. Putzier 2-6; A. Johnson 1-9; R. Dayne 1-5; E. Moulds 1-3.

RAIDERS- R. Williams 6-46; R. Lee 5-57; R. Moss 4-44; R. Curry 3-32; Z. Crockett 2-19; C. Anderson 2-18; J. Fargas 1-9; J. Madsen 1-8, A Whitted 1-5.

RUSHING: TEXANS- R. Dayne 18-95; W. Lundy 9-33; 1 TD.

RAIDERS- J. Fargas 14-49, 1TD; R. Lee 6-42; A Brooks 3-13; Z. Crockett 2-5; R. Curry 1-4.

SUMMARY

The Texans (4-8) used a stellar performance by LB DeMeco Ryans and three K Kris Brown field goals to outlast the Oakland Raiders 23-14 at McAfee Coliseum. Ryans was sensational in the win, totaling a career-high 15 tackles to go along with a sack, three passes defended, a forced fumble, a fumble recovery and an interception in the end zone on the Raiders last drive. In a game that saw the Texans amass negative-five yards passing and just 124 yards of total offense, it was the Texans defense and special teams that carried Houston to the win. WR Jerome Mathis returned to the lineup for the first time on the year and had an 87-yard kickoff return to set up a three-yard TD run by RB Wali Lundy, Houston's only offensive score of the game. CB Dexter Wynn had a 58-yard punt return to set up a field goal. The Texans defense also chipped in on the scoring with a 58-yard fumble return by CB DeMarcus Faggins to take a 7-0 lead in the first quarter. Nine points from Brown in the fourth quarter propelled Houston to its second road win of the season.

2006 SEASON-IN-REVIEW



GAME #13
TEXANS 20, TITANS 26
RELIANT STADIUM, DECEMBER 10, 2006
ATTENDANCE: 70,760

	1Q	2Q	3Q	4Q	OT	Final
TENNESSEE TITANS	3	3	7	7	6	26
HOUSTON TEXANS	0	7	7	6	0	20

TITANS Bironas 41 FG
TITANS Bironas 33 FG
TEXANS Dayne 1 run (K. Brown kick)
TEXANS Dayne 2 run (K. Brown kick)
TITANS Henry 9 run (Bironas kick)
TEXANS K. Brown 49 FG
TITANS Henry 2 run (Bironas kick)
TEXANS K. Brown 46 FG
TITANS Young 39 run

	TEXANS	TITANS
First Downs	15	22
Total Net Yards	240	418
Net Yards Rushing	107	218
Net Yards Passing	133	200
(Att/Comp/Int)	23-17-0	29-19-1
Punts-Average	6-41.8	5-42.0
Fumbles-Lost	0-0	1-1
Sacks-Yards	2-7	2-18
Penalties-Yards	7-64	8-66
Time of Possession	29:09	34:37

PASSING: TEXANS- D. Carr 17-23, 140 yards.
TITANS- V. Young 19-29, 218 yards, 1 INT.

RECEIVING: TEXANS- A. Johnson 7-68; R. Dayne 3-12; O. Daniels 2-25; J. Putzier 2-11; V. Leach 1-10; E. Moulds 1-7; W. Lundy 1-7.
TITANS- D. Bennett 6-113; A. Hall 3-29; B. Jones 2-33; B. Wade 2-17; B. Scaife 2-8; T. Henry 2-7; B. Hartsock 1-9; C. Cramer 1-2.

RUSHING: TEXANS- R. Dayne 21-87, 2 TD; W. Lundy 5-14; D. Carr 4-6.
TITANS- T. Henry 20-88, 2 TD; V. Young 7-86, 1 TD; C. Brown 4-44; A. Jones 1-1; A. Hall 1-(-)1.

SUMMARY

The Texans (4-9) rallied to tie the Tennessee Titans at 20 points apiece with 2:09 remaining in the fourth quarter, but fell in overtime 26-20, thanks to a 39-yard touchdown sprint by Titans QB Vince Young. After a pair of field goals from Tennessee K Rob Bironas, the Texans found the end zone twice courtesy of RB Ron Dayne to go up 14-6. Tennessee RB Travis Henry scored from nine yards out on the ensuing possession to pull his team within a point at 14-13. Houston extended its lead to 17-13 in the fourth quarter a 49-yard field goal from K Kris Brown. Henry's second touchdown of the day, this time from two yards out, put Tennessee up 20-17 before Brown's 46-yarder evened things with 1:44 to play. The Titans won the toss in overtime and returned the kickoff to the Tennessee 43-yard line. Six plays later, the Titans faced third-and-14 at Houston's 39-yard line when Young took off up the middle and raced into the end zone to end the game.

GAME #14
TEXANS 7, PATRIOTS 40
GILLETTE STADIUM, DECEMBER 17, 2006
ATTENDANCE: 68,756

	1Q	2Q	3Q	4Q	OT	Final
HOUSTON TEXANS	0	0	7	0		7
NEW ENGLAND PATRIOTS	17	10	7	6		40

PATRIOTS Faulk 11 run (Gostkowski kick)
PATRIOTS Gostkowski 36 FG
PATRIOTS Faulk 43 pass from Brady (Gostkowski kick)
PATRIOTS Gostkowski 32 FG
PATRIOTS Gaffney 6 pass from Brady (Gostkowski kick)
TEXANS Dayne 1 run (K. Brown kick)
PATRIOTS Hobbs 93 kickoff return (Gostkowski kick)
PATRIOTS Gostkowski 31 FG
PATRIOTS Gostkowski 21 FG

	TEXANS	PATRIOTS
First Downs	13	15
Total Net Yards	198	230
Net Yards Rushing	105	105
Net Yards Passing	93	125
(Att/Comp/Int)	28-16-4	27-19-0
Punts-Average	7-42.1	4-40.0
Fumbles-Lost	1-0	0-0
Sacks-Yards	4-37	1-44
Penalties-Yards	4-66	2-10
Time of Possession	24:07	35:53

PASSING: TEXANS- D. Carr 16-28, 127 yards, 4 INT
PATRIOTS- T. Brady 16-23, 109 yards, 2 TD.

RECEIVING: TEXANS- A. Johnson 5-28; E. Moulds 4-26; W. Lundy 2-18; D. Anderson 1-27; O. Daniels 1-9; R. Dayne 1-7; K. Walter 1-6; M. Bruener 1-6.
PATRIOTS- R. Caldwell 6-25; C. Dillon 5-20; D. Thomas 3-24; K. Faulk 2-46; J. Gaffney 1-6; T. Brown 1-4; H. Evans 1-4.

RUSHING: TEXANS- R. Dayne 18-94, 1 TD; W. Lundy 3-11; J. Simmons 1-0.
PATRIOTS- C. Dillon 20-61; H. Evans 8-24; K. Faulk 2-22, 1TD; T. Brady 2-2; V. Testarverde 4-(-)4.

SUMMARY

The Texans (4-10) fell to the New England Patriots 40-7 in their first ever trip to Gillette Stadium. Houston couldn't overcome four turnovers and trailed 27-0 before RB Ron Dayne opened scoring in the second half with a one-yard touchdown run. QB David Carr threw a career-high four interceptions, two in each half, while throwing for 127 yards and no touchdowns. New England's 230 yards was the third-lowest total allowed by the Texans all year. Dayne rushed for at least 85 yards for the third-straight game with 94 yards on 18 carries. LB DeMeco Ryans collected 10 tackles, marking the fourth-straight game in which the rookie linebacker reached double-digit stops and the eighth time overall on the season.



2006 SEASON-IN-REVIEW

GAME #15
TEXANS 27, COLTS 24
RELIANT STADIUM, DECEMBER 24, 2006
ATTENDANCE: 70,132

	1Q	2Q	3Q	4Q	OT	Final
INDIANAPOLIS COLTS	7	7	3	7		24
HOUSTON TEXANS	14	7	0	6		27

TEXANS Dayne 3 run (K. Brown kick)
TEXANS Dayne 6 run (K. Brown kick)
COLTS Harrison 37 pass from Manning (Vinatieri kick)
COLTS Moorehead 9 pass from Manning (Vinatieri kick)
TEXANS Leach 3 pass from Carr (K. Brown kick)
COLTS Vinatieri 33 FG
TEXANS K. Brown 42 FG
COLTS Harrison 7 pass from Manning (Vinatieri kick)
TEXANS K. Brown 48 FG

	TEXANS	COLTS
First Downs	22	19
Total Net Yards	354	319
Net Yards Rushing	191	114
Net Yards Passing	163	205
(Att/Comp/Int)	23-16-0	27-21-0
Punts-Average	2-40.0	1-55.0
Fumbles-Lost	1-0	1-1
Sacks-Yards	0-0	0-0
Penalties-Yards	4-25	2-15
Time of Possession	35:59	24:01

PASSING: TEXANS- D. Carr 16-23, 163 yards, 1 TD.
COLTS- P. Manning 21-27, 205 yards, 3 TD.

RECEIVING: TEXANS- A. Johnson 4-48; V. Leach 3-18, 1 TD; C. Taylor 2-28; M. Bruener 2-26; K. Walter 2-21; J. Putzier 2-19; R. Dayne 1-3.

COLTS- M. Harrison 8-112, 2 TD; J. Addai 4-8; R. Wayne 3-27; B. Fletcher 2-29; B. Utecht 2-14; A. Moorehead 1-9; D. Rhodes 1-6.

RUSHING: TEXANS- R. Dayne 32-153, 2 TD; C. Taylor 8-24; D. Carr 2-14.

COLTS- J. Addai 15-100; D. Rhodes 2-15; P. Manning 1-(-1).

SUMMARY

The Texans (5-10) sprinted out to a 14-0 lead against the Indianapolis Colts and rode that momentum to a 27-24 win thanks to a 48-yard field goal from Kris Brown as time expired, giving the Texans their first win over Indianapolis in team history. RB Ron Dayne led the way with a career-high 153 yards and two first-quarter touchdowns, and FB Vonta Leach scored his first career touchdown to give Houston a 21-14 halftime lead, but the real drama came in the fourth quarter. With the Texans leading 21-14 going into the last period, Brown booted a 42-yard field goal to push the lead back to seven points. A touchdown pass from QB Peyton Manning to WR Marvin Harrison drew the Colts even with 2:41 to play. Houston chewed up the remaining time on a 31-yard drive to set up Brown's game-winner.

GAME #16
TEXANS 14, BROWNS 6
RELIANT STADIUM, DECEMBER 31, 2006
ATTENDANCE: 70,097

	1Q	2Q	3Q	4Q	OT	Final
CLEVELAND BROWS	0	3	0	3		6
HOUSTON TEXANS	0	0	14	0		14

BROWNS Dawson 43 FG
TEXANS Taylor 5 run (K. Brown kick)
TEXANS Maddox 47 fumble return (K. Brown kick)
BROWNS Dawson 36 FG

	TEXANS	BROWNS
First Downs	11	19
Total Net Yards	177	306
Net Yards Rushing	94	127
Net Yards Passing	83	179
(Att/Comp/Int)	15-9-1	35-24-1
Punts-Average	6-45.2	3-40.7
Fumbles-Lost	0-0	3-2
Sacks-Yards	1-3	1-8
Penalties-Yards	4-31	5-57
Time of Possession	21:54	38:06

PASSING: TEXANS- D. Carr 9-15, 86 yards, 1 INT.
BROWNS- C. Frye 25-34, 187 yards, 1 INT.

RECEIVING: TEXANS- V. Leach 2-33; A. Johnson 2-12; E. Moulds 2-11; C. Taylor; 1-12; M. Bruener 1-10; W. Lundy 1-8.

BROWNS- K. Winslow 11-93; B. Edwards 4-46; S. Heiden 3-17; R. Droughns 3-2; T. Smith 2-7; T. Wilson 1-16; L. Vickers 1-6.

RUSHING: TEXANS- C. Taylor 20-99, 1 TD; W. Lundy 1-3; D. Carr 5-(-8).

BROWNS- R. Droughns 19-83; C. Frye 5-36; B. Edwards 1-7; J. Cribbs 1-2; T. Smith 1-1; J. Harrison 1-(-2).

SUMMARY

The Texans (6-10) defeated the Cleveland Browns 14-6 for their first-ever season-ending victory. With Houston's win against the Indianapolis Colts, the Texans finished the 2006 season with back-to-back wins and finished with their best home record in franchise history with a 4-4 mark at Reliant Stadium. Rookie RB Chris Taylor had a career-high 99 yards on 20 carries. He added his first NFL touchdown to the stats sheet as well, the only offensive score in the game. Houston managed just 177 total yards in the game and had the ball for less than 22 minutes. Trailing 3-0 at halftime, Taylor scored to cap Houston's first drive of the second half to make the score 7-3. The game's decisive play happened on Cleveland's ensuing drive as DT Anthony Maddox forced a fumble while sacking Browns QB Charlie Frye. Maddox picked the ball off the ground and rumbled 47 yards for his first career touchdown to make the score 14-3. Houston held Cleveland to just three more points the rest of the way. Houston's 6-10 record marked a four-game improvement over the 2005 season and also the second-best record in franchise history.



TEXANS

2005 SEASON-IN-REVIEW

Texans finish the season 2-14

The Houston Texans completed their fourth season with a 2-14 record, worst in franchise history. Houston faced five teams that had at least ten wins on the season, four of which made the playoffs and three that won their division.

Houston was plagued by injuries and changes during their 2005 campaign. The Texans had 10 combinations starters on the offensive line. Five Texans linemen started at least two games at different positions. Houston improved on their rushing average in 2005, averaging 4.2 yards per carry versus 3.9 the season before. RB Domnick Davis battled through inflammation in his knee the entire season to rush for 976 yards, falling 24 yards shy of his third consecutive 1,000 yard season to begin his career. Others like Carr and RB Jonathan Wells picked up the slack. Both rushed for over 300 yards and passed the career 1,000 yard rushing mark. They join Davis as the only three players to rush for 1,000 yards as a Texan.

The Texans defense was hampered by injury. They said goodbye to their signal caller and leader LB Kailee Wong in Week 5 when he tore ligaments in his knee forcing him to miss the season. The middle was anchored by LB Morlon Greenwood, who led the team with 143 tackles, and LB DaShon Polk, who made a career high 134 tackles.

Houston also got contributions from a pair of rookies picked on the second day of the draft who came up big. KR Jerome Mathis, a fourth-round pick, was named to the Pro Bowl and was named AP First Team All Pro as he averaged 28.6 yards per return. He returned a pair of kickoffs for touchdowns, including the first in Texans history. S C.C. Brown, a sixth-round pick, set a Texans rookie record by recording 93 tackles and made one interception.



PRESEASON

Sat., Aug. 13	Denver	L	20-14
Sat., Aug. 20	Oakland	W	19-17
Sat., Aug. 27	@Dallas	L	21-9
Thurs., Sept. 1	@Tampa Bay	L	38-14

REGULAR SEASON

Sun., Sept. 11	@Buffalo	L	22-7
Sun., Sept. 18	Pittsburgh	L	27-7
Sun., Sept. 25	BYE WEEK		
Sun., Oct. 2	@Cincinnati	L	16-10
Sun., Oct. 9	Tennessee	L	34-20
Sun., Oct. 16	@Seattle	L	42-10
Sun., Oct. 23	Indianapolis	L	38-20
Sun., Oct. 30	Cleveland	W	19-16
Sun., Nov. 6	@Jacksonville	L	21-14
Sun., Nov. 13	@Indianapolis	L	31-17
Sun., Nov. 20	Kansas City	L	45-17
Sun., Nov. 27	St. Louis	L	33-27
Sun., Dec. 4	@Baltimore	L	16-15
Sun., Dec. 11	@Tennessee	L	13-10
Sun., Dec. 18	Arizona	W	30-19
Sun., Dec. 24	Jacksonville	L	38-20
Sun., Jan 1	@San Francisco	L	20-17





2005 SEASON-IN-REVIEW

WON 2	LOST 14		
09/11	L	7-22	at Buffalo
09/18	L	7-27	Pittsburgh
10/02	L	10-16	at Cincinnati
10/09	L	20-34	Tennessee
10/16	L	10-42	at Seattle
10/23	L	20-38	Indianapolis
10/30	W	19-16	Cleveland
11/06	L	14-21	at Jacksonville
11/13	L	17-31	at Indianapolis
11/20	L	17-45	Kansas City
11/27	L	27-33 OT	St. Louis
12/04	L	15-16	at Baltimore
12/11	L	10-13	at Tennessee
12/18	W	30-19	Arizona
12/24	L	20-38	Jacksonville
01/01	L	17-20 OT	at San Francisco

*Sellouts

	Texans	Opp.
TOTAL FIRST DOWNS	243	348
Rushing	89	123
Passing	142	188
Penalty	12	37
3rd Down: Made/Att	75/219	75/196
3rd Down Pct.	34.2%	38.3%
4th Down: Made/Att	8/17	13/20
4th Down Pct.	47.1%	65.0%
TIME OF POSSESSION	28:10	31:50
TOTAL NET YARDS	4053	5824
Avg. Per Game	253.3	364.0
Total Plays	954	1012
Avg. Per Play	4.2	5.8
NET YARDS RUSHING	1816	2303
Avg. Per Game	113.5	143.9
Total Rushes	437	506
NET YARDS PASSING	2237	3521
Avg. Per Game	139.8	220.1
Sacked/Yards Lost	68/424	37/206
Gross Yards	2661	3727
Attempts/Completions	449/270	469/304
Completion Pct.	60.1%	64.8%
Had Intercepted	13	7
PUNTS / AVERAGE	77/38.8	63/40.1
NET PUNTING AVG.	35.7	34.4
PENALTIES / YARDS	106/854	105/846
FUMBLES / BALL LOST	30/11	24/9
TOUCHDOWNS	26	50
Rushing	9	21
Passing	15	24
Returns	2	5

SCORE BY PERIODS	1	2	3	4	OT	Total
TEXANS	40	111	64	45	0	260
OPPONENTS	84	115	83	140	9	431

SCORING	TD	Ru	Pa	Rt	PAT	FG	S	TP
Brown	0	0	0	0	24/24	26/34	0	102
Davis	6	2	4	0			0	36
Bradford	5	0	5	0			1	32
Wells	4	4	0	0			0	24
Mathis	3	0	1	2 a			0	18
Morency	2	2	0	0			0	12
Johnson	2	0	2	0			0	12
Gaffney	2	0	2	0			0	12
Norris	1	0	1	0			0	6
Carr	1	1	0	0			0	6
TEXANS	26	9	15	2	24/24	26/34	0	260
OPPONENTS	50	21	24	5#	47/47	28/32	0	431

a-89-yd. KO return, vs. Ind. (10/24/05)

99-yd. KO return, vs. K.C. (11/20/05)

#-M. Reagor 39-yd. FUM return, vs. Ind. (10/24/05)

E. Warfield 57-yd. INT return, vs. K.C. (11/20/05)

A. Thomas 20-yd. INT return, at Bal. (12/4/05)

A. Jones 52-yd. PUNT return, at Tenn. (12/11/05)

M. Adams 40-yd. INT return, at SF (1/1/06)

RUSHING	No.	Yds	Avg	Long	TD
Davis	230	976	4.2	44	2
Wells	90	325	3.6	14t	4
Carr	56	308	5.5	20	1
Morency	46	184	4.0	25t	2
Gaffney	4	13	3.3	10	0
Johnson	6	10	1.7	5	0
Brown	1	4	4.0	4	0
Stanley	1	0	0.0	0	0
Banks	2	-2	-1.0	-1	0
Bradford	1	-2	-2.0	-2	0
TEXANS	437	1816	4.2	44	9
OPPONENTS	506	2303	4.6	49	21

RECEIVING	No.	Yds	Avg	Long	TD
Johnson	63	688	10.9	53t	2
Gaffney	55	492	8.9	29	2
Davis	39	337	8.6	33	4
Bradford	34	436	12.8	50t	5
Rivers	24	168	7.0	20	0
Wells	22	179	8.1	20	0
Morency	10	87	8.7	16	0
Armstrong	9	115	12.8	28	0
Mathis	5	65	13.0	34t	1
Morgan	4	42	10.5	14	0
Murphy	2	26	13.0	14	0
Bruener	2	22	11.0	19	0
Norris	1	4	4.0	4t	1
TEXANS	270	2661	9.9	53t	15
OPPONENTS	304	3727	12.3	56t	24

INTERCEPTIONS	No.	Yds	Avg	Long	TD
Earl	2	2	1.0	2	0
Sanders	1	29	29.0	29	0
Coleman	1	6	6.0	6	0
Brown	1	5	5.0	5	0
Evans	1	3	3.0	3	0
Robinson	1	1	1.0	1	0
TEXANS	7	46	6.6	29	0
OPPONENTS	13	225	17.3	57t	3

PUNTING	No.	Yds	Avg	Net	TB	In	Lg	B
C.Stanley	77	2990	38.8	35.7	1	29	61	0
TEXANS	77	2990	38.8	35.7	1	29	61	0
OPPONENTS	62	2528	40.1	34.4	7	17	59	1

PUNT RETURNS	Ret	FC	Yds	Avg	Long	TD
Buchanan	12	6	101	8.4	37	0
Mathis	12	0	68	5.7	19	0
Morgan	3	0	30	10.0	23	0
Davis	3	1	24	8.0	21	0
TEXANS	30	7	223	7.4	37	0
OPPONENTS	33	27	219	6.6	52t	1

KICKOFF RETURNS	No	Yds	Avg	Long	TD
Mathis	54	1542	28.6	99t	2
Morency	20	437	21.9	31	0
Wells	5	106	21.2	40	0
Hollings	2	46	23.0	28	0
Davis	1	29	29.0	29	0
Bruener	1	11	11.0	11	0
Norris	1	2	2.0	2	0
TEXANS	84	2173	25.9	99t	2
OPPONENTS	55	1194	21.7	71	0

FIELD GOALS	1-19	20-29	30-39	40-49	50+
Brown	0/0	9/9	12/17	4/6	1/2
TEXANS	0/0	9/9	12/17	4/6	1/2
OPPONENTS	0/0	9/9	11/11	7/10	1/2

PASSING	Att	Comp	Yds	Cmp%	Yds/Att	TD	TD%	Int	Int%	Long	Sack/Lost	Rating
Carr	423	256	2488	60.5	5.88	14	3.3	11	2.6	53t	68/424	77.2
Banks	25	14	173	56.0	6.92	1	4.0	2	8.0	31	0/0	57.6
D. Davis	1	0	0	0.0	0.00	0	0.0	0	0.0	0	0/0	39.6
TEXANS	449	270	2661	60.1	5.93	15	3.3	13	2.9	53t	68/424	76.0
OPPONENTS	469	304	3727	64.8	7.95	24	5.1	7	1.5	56t	37/206	100.0

2005 SEASON-IN-REVIEW



Defensive Statistics

Based on Coaches Film Review

TACKLES	Solo	Asst	Total	Sacks (Yards)	QB Press	INT (Yards)	Pass Defensed	Forced Fumble	Fumble Recovery
Greenwood, Morlon	87	57	144	2 (8)	6		4	1	2
Polk, DaShon	75	60	135	3.5 (13)	6		1	3	
Brown, C.C.	61	41	102		1	1 (5)	4	1	
Smith, Robaire	60	42	102	1.5 (8)	10		3	1	1
Payne, Seth	48	50	98	4 (18)	6		1	1	
Robinson, Dunta	69	24	93	1 (0)	1	1 (1)	21	3	
Coleman, Marcus	41	25	66			1 (6)	3		
Peek, Antwan	37	20	57	6 (32)	23		2	2	2
Faggins, Demarcus	37	16	53				14		
Earl, Glenn	26	25	51		3	2 (2)	7		
Orr, Shantee	34	13	47	7 (40)	14		1	3	
Babin, Jason	31	14	45	4 (27)	17		1	2	
Walker, Gary	28	17	45	1 (13)	8		3	2	
Wong, Kailee	24	21	45	1 (3)	2		1		
Johnson, Travis	20	24	44	1 (4)	2				
DeLoach, Jerry	12	18	30	1 (7)					
Buchanan, Phillip	22	7	29				4		
Simmons, Jason	18	11	29	1 (6)			1	1	1
Ioane, Junior	13	14	27					1	
Evans, Troy	16	10	26		1	1 (3)	1		
Sanders, Lewis	18	4	22		1	1 (29)	4	1	
Malone, Alfred	4	7	11	1 (2)			1		
Anderson, Charlie	6	3	9	1 (14)	1		1	1	
Bell, Jason	4	0	4				3	1	
McKenzie, Chris	3	1	4	1 (10)			1		
Total	794	524	1318	37 (205)	102	7 (46)	82	24	6

Special Teams Statistics

SPECIAL TEAMS	Solo	Asst	Total	Block PAT	Block Punt	Block FG	Forced Fumble	Fumble Recovery
Walker, Ramon	12	6	18		1			1
Anderson, Charlie	11	3	14					1
Norris, Moran	7	5	12				1	
Evans, Troy	8	3	11					
Wells, Jonathan	4	6	10				1	
Sanders, Lewis	8	2	10					
Orr, Shantee	5	4	9					
Simmons, Jason	6	2	8					
Rivers, Marcellus	7	0	7					
Polk, DaShon	4	1	5					
Chamberlin, Frank	2	3	5					
Bell, Jason	1	3	4					
Pittman, Bryan	3	0	3					
Faggins, Demarcus	2	1	3					
Brown, C.C.	2	1	3				1	
Anderson, Jason	1	0	1					
Murphy, Matt	1	0	1					
Earl, Glenn	1	0	1					
Bradford, Corey	1	0	1					
Stanley, Chad	1	0	1					
Morency, Vernand	0	0	0					1
Total	87	40	127	0	1	0	3	3

2005 SEASON-IN-REVIEW



GAME #1

BILLS 22, TEXANS 7

RALPH WILSON STADIUM, SEPTEMBER 11, 2005

ATTENDANCE: 71,781

	1Q	2Q	3Q	4Q	OT	Final
HOUSTON TEXANS	0	7	0	0		7
BUFFALO BILLS	6	13	0	3		22

BILLS	Lindell 35 FG
BILLS	Lindell 21 FG
BILLS	Lindell 42 FG
BILLS	Lindell 39 FG
TEXANS	Carr 1 run (K. Brown kick)
BILLS	Peters 1 pass from Losman (Lindell kick)
BILLS	Lindell 31 FG

TEXANS

First Downs	12	20
Total Net Yards	120	316
Net Yards Rushing	95	152
Net Yards Passing	25	164
(Att./Comp./Int.)	21-9-3	28-17-0
Punts-Average	5-42.6	5-40.6
Fumbles-Lost	2-2	0-0
Sacks-Yards	5-45	1-6
Penalties-Yards	6-38	10-71
Time of Possession	21:45	38:15

BILLS

First Downs	12	20
Total Net Yards	120	316
Net Yards Rushing	95	152
Net Yards Passing	25	164
(Att./Comp./Int.)	21-9-3	28-17-0
Punts-Average	5-42.6	5-40.6
Fumbles-Lost	2-2	0-0
Sacks-Yards	5-45	1-6
Penalties-Yards	6-38	10-71
Time of Possession	21:45	38:15

RUSHING: TEXANS- Davis 14-48; Carr 7-40, TD; A. Johnson 2-7.

BILLS- McGahee 22-117; Losman 6-31; Williams 7-14; Evans 1 (-10).

PASSING: TEXANS- Carr 9-21, 70 yards, 3 Int.
BILLS- Losman 17-28, 170 yards, TD.

RECEIVING: TEXANS- A. Johnson 3-18; Wells 2-10; Davis 2-9; Bruener 1-19; Murphy 1-14.

BILLS: Moulds 4-40; Evans 3-68; McGahee 3-15; Campbell 2-18; S. Williams 2-11; Shelton 1-11; Reed 1-6; Peters 1-1, TD.

SUMMARY

The Texans (0-1) lost their second consecutive season opener, after the Buffalo Bills took an early lead at Ralph Wilson Stadium and never relinquished it. Buffalo K Rian Lindell was the star of the game with five field goals and 16 of his team's 22 points. The Bills scored on all five first-half possessions, with Lindell booting four field goals and QB J.P. Losman hitting T Jason Peters for a one-yard touchdown pass. Houston's lone score of the day came in the second quarter when QB David Carr dove into the end zone from one yard out on fourth-and-goal. Carr accounted for 44 of the team's 75 yards on the scoring drive, passing for 21 and running for 23 more, including the touchdown. Houston's offense was never able to get into a rhythm during the game and was held to just 120 total yards and 12 first downs while turning the ball over five times. Carr completed just nine-of-21 passes for 70 yards and was intercepted three times. DT Seth Payne led the way on defense with eight tackles, and S Jason Simmons registered his second career sack, dropping Losman for a six-yard loss in the third quarter.

GAME #2

STEELERS 27, TEXANS 7

RELIANT STADIUM, SEPTEMBER 18, 2005

ATTENDANCE: 70,742

	1Q	2Q	3Q	4Q	OT	Final
PITTSBURGH STEELERS	10	10	7	0		27
HOUSTON TEXANS	0	0	7	0		7

STEELERS	Reed 37 FG
STEELERS	Ward 16 pass from Roethlisberger (Reed kick)
STEELERS	Ward 14 pass from Roethlisberger (Reed kick)
STEELERS	Reed 35 FG
TEXANS	Davis 3 pass from Carr (K. Brown kick)
STEELERS	Parker 10 run (Reed kick)

TEXANS

First Downs	16	18
Total Net Yards	221	388
Net Yards Rushing	113	135
Net Yards Passing	108	254
(Att./Comp./Int.)	26-16-0	21-14-0
Punts-Average	4-40.3	1-39.0
Fumbles-Lost	1-1	0-0
Sacks-Yards	8-59	1-1
Penalties-Yards	7-58	5-40
Time of Possession	30:54	29:06

STEELERS

First Downs	16	18
Total Net Yards	221	388
Net Yards Rushing	113	135
Net Yards Passing	108	254
(Att./Comp./Int.)	26-16-0	21-14-0
Punts-Average	4-40.3	1-39.0
Fumbles-Lost	1-1	0-0
Sacks-Yards	8-59	1-1
Penalties-Yards	7-58	5-40
Time of Possession	30:54	29:06

RUSHING: TEXANS- Davis 15-59; Carr 7-46; Wells 3-8.
STEELERS- Parker 25-111, 1 TD; Haynes 7-24.

PASSING: TEXANS- Carr 16-26, 167 yards, TD.
STEELERS- Roethlisberger 14-21, 254 yards, 2 TD.

RECEIVING: TEXANS- Davis 4-33, TD; A. Johnson 4-20; Bradford 2-49; Armstrong 2-42; Gaffney 2-7; Murphy 1-12; Wells 1-4.

STEELERS- Ward 6-84, 2 TD; Randle El 3-75; C. Wilson 2-76; Haynes 1-8; Kreider 1-7; Tuman 1-4.

SUMMARY

The Texans (0-2) lost their second consecutive game to open the season for only the second time in team history, falling 27-7 to the Pittsburgh Steelers on a steamy 90 degree day at Reliant Stadium. The Steelers started off fast, scoring on their first four possessions to race out to a 20-0 halftime lead. WR Hines Ward caught a pair of touchdowns for Pittsburgh, scoring from 16 yards out in the first quarter and from 14 on the first play of the second quarter. Houston's sole touchdown came in the third quarter on a three-yard pass from QB David Carr to RB Domanick Davis. Davis led the team in rushing and receiving on the day, running for 59 yards on 15 carries and catching four balls for 33 yards and the touchdown. Carr completed 16-of-26 passes for 167 yards and a score but was sacked eight times by the relentless Steelers defense. LB Kailele Wong led the Texans defense with a game-high 11 tackles, and LB Antwan Peek notched his first sack of the season, dropping QB Ben Roethlisberger for a one-yard loss in the second quarter. Houston held the ball for 30:54 but mustered only 221 yards of total offense on the day.



2005 SEASON-IN-REVIEW

GAME #3
BENGALS 16, TEXANS 10
PAUL BROWN STADIUM, OCTOBER 2, 2005
ATTENDANCE: 65,714

	1Q	2Q	3Q	4Q	OT	Final
HOUSTON TEXANS	0	3	7	0		10
CINCINNATI BENGALS	3	7	0	6		16

BENGALS Graham 24 FG
TEXANS Brown 28 FG
BENGALS Johnson 1 pass from Palmer (Graham kick)
TEXANS Norris 4 pass from Carr (K. Brown kick)
BENGALS Graham 27 FG
BENGALS Graham 46 FG

	TEXANS	BENGALS
First Downs	18	22
Total Net Yards	254	371
Net Yards Rushing	126	98
Net Yards Passing	128	273
(Att/Comp/Int)	26-17-0	34-25-0
Punts-Average	4-36.3	2-47.5
Fumbles-Lost	1-1	1-0
Sacks-Yards	7-46	2-3
Penalties-Yards	9-90	14-117
Time of Possession	25:26	34:34

RUSHING: TEXANS- Davis 19-81; Carr 3-35; Wells 1-10.
BENGALS- R. Johnson 19-88; Perry 4-6; Houshmandzadeh 1-5; Palmer 1 (-1).

PASSING: TEXANS- Carr 17-26, 174 yards, TD.
BENGALS- Palmer 25-34, 276 yards, TD.

RECEIVING: TEXANS- Gaffney 6-88; Davis 4-31; A. Johnson 3-38; Wells 2-5; Bradford 1-8; Norris 1-4, TD.
BENGALS- Houshmandzadeh 8-105; C. Johnson 7-67; C. Perry 4-29; Henry 2-34; Kelly 2-20; Schobel 1-20; J. Johnson 1-1, TD.

SUMMARY

The Texans dropped to 0-3 for the first time in team history when they fell 16-10 to the Cincinnati Bengals at Paul Brown Stadium. Cincinnati took a quick 3-0 lead by virtue of a 24-yard field goal by K Shayne Graham on the Bengals opening drive. The Texans responded by going 49 yards on a team-high 12 plays to set up K Kris Brown's first field goal of the season, which was good from 28 yards. The Bengals regained the lead in the second quarter on QB Carson Palmer's one-yard touchdown pass to FB Jeremi Johnson. Houston QB David Carr evened the score early in the third when he hit FB Moran Norris on a four-yard play-action touchdown pass. A pair of field goals from Graham in the fourth quarter gave the Bengals their six-point margin of victory. RB Domanick Davis had his best game of the young season, rushing for 81 yards on 19 carries, and WR Jabar Baffney caught six passes for a team-high 88 yards. LB Kailee Wong notched his first sack of the season, and CB Dunta Robinson had a sack and a forced fumble. SS C.C. Brown had a game-high nine tackles.

GAME #4
TITANS 34, TEXANS 20
RELIANT STADIUM, OCTOBER 9, 2005
ATTENDANCE: 70,430

	1Q	2Q	3Q	4Q	OT	Final
TENNESSEE TITANS	7	3	14	10		34
HOUSTON TEXANS	0	6	3	11		20

TITANS Troupe 10 pass from McNair (Bironas kick)
TEXANS K. Brown 32 FG
TEXANS K. Brown 38 FG
TITANS Bironas 52 FG
TEXANS K. Brown 43 FG
TITANS Payton 5 run (Bironas kick)
TITANS Bennett 16 pass from McNair (Bironas kick)
TITANS Bironas 49 FG
TEXANS K. Brown 47 FG
TITANS McNair 1 run (Bironas kick)
TEXANS Bradford 3 pass from Carr (Bradford pass from Carr)

	TEXANS	TITANS
First Downs	14	22
Total Net Yards	257	310
Net Yards Rushing	161	90
Net Yards Passing	96	220
(Att/Comp/Int.)	27-18-1	31-22-0
Punts-Average	5-45.4	4-46.5
Fumbles-Lost	2-0	1-0
Sacks-Yards	7-35	0-0
Penalties-Yards	6-39	7-65
Time of Possession	28:51	31:09

RUSHING: TEXANS- Davis 19-130; Carr 5-24; Wells 3-7; Gaffney 1-0.

TITANS- C. Brown 22-78; Payton 8-11, 1 TD; McNair 1-1.

PASSING: TEXANS- Carr 18-27, 131 yards, TD, 1 Int.
TITANS- McNair 22-31, 220 yards, 2 TD.

RECEIVING: TEXANS- Davis 8-43; Bradford 4-35, TD; Gaffney 2-24; Mathis 2-15; Wells 1-7; Rivers 1-7.

TITANS- Troupe 8-67, TD; Bennett 5-99, TD; Kinney 4-27; B. Jones 3-21; C. Brown 1-13; Roos 1 (-7).

SUMMARY

The Texans (0-4) fell 34-20 to the Tennessee Titans at Reliant Stadium. The Titans scored on the opening drive of the game with a 10-yard scoring pass from QB Steve McNair to TE Ben Troupe. The Texans answered when K Kris Brown nailed a 32-yard field goal on Houston's first drive. RB Domanick Davis went 44 yards on second down from the Houston 27 to set up Brown's second field goal, a 38-yarder, on Houston's next drive. Tennessee took a 10-6 lead into halftime thanks to a 52-yard field goal from K Rob Bironas. Brown opened the scoring in the third quarter with his third field goal of the day, but 17 consecutive Tennessee points put the game out of reach. Brown's fourth field goal and a three-yard touchdown pass from QB David Carr to WR Corey Bradford in the fourth quarter proved to be too little, too late for the Texans.

2005 SEASON-IN-REVIEW



GAME #5
SEAHAWKS 42, TEXANS 10
QWEST FIELD, OCTOBER 16, 2005
ATTENDANCE: 66,196

GAME #6
COLTS 38, TEXANS 20
RELIANT STADIUM, OCTOBER 23, 2005
ATTENDANCE: 70,621

	1Q	2Q	3Q	4Q	OT	Final
HOUSTON TEXANS	0	3	7	0		10
SEATTLE SEAHAWKS	14	7	7	14		42

SEAHAWKS Alexander 4 run (J. Brown kick)
SEAHAWKS Alexander 5 run (J. Brown kick)
TEXANS K. Brown 39 FG
SEAHAWKS Jurevicius 3 pass from Hasselbeck (J. Brown kick)
SEAHAWKS Alexander 1 run (J. Brown kick)
TEXANS Davis 27 pass from Carr (K. Brown kick)
SEAHAWKS Alexander 23 run (J. Brown kick)
SEAHAWKS Morris 11 run (J. Brown kick)

	TEXANS	SEAHAWKS
First Downs	14	31
Total Net Yards	227	459
Net Yards Rushing	67	320
Net Yards Passing	160	139
(Att./Comp./Int.)	33-19-0	20-14-1
Punts-Average	6-37.5	1-41.0
Fumbles-Lost	1-0	2-0
Sacks-Yards	3-19	3-29
Penalties-Yards	13-95	6-45
Time of Possession	28:27	31:33

RUSHING: TEXANS- Davis 18-40; Morency 2-15; Carr 2-12.

SEAHAWKS- Alexander 22-141, 4 TD; Morris 8-104, 1 TD; Hasselbeck 4-40; Weaver 5-21; Strong 1-16; Wallace 2 (-2).

PASSING: TEXANS- Carr 19-33, 179 yards, TD.

SEAHAWKS- Hasselbeck 14-20, 168 yards, TD, 1 Int.

RECEIVING: TEXANS- Gaffney 10-87; Bradford 4-38; Davis 2-28, TD; Wells 1-16; Rivers 1-6; Armstrong 1-4.

SEAHAWKS- Warrick 3-53; Jurevicius 3-29, 1 TD; Strong 3-20; Urban 2-37; Stevens 2-28; Alexander 1-1.

SUMMARY

The Texans (0-5) suffered their second all-time loss on ESPN Sunday Night Football when the Seattle Seahawks plowed their way to a commanding 42-10 win at Qwest Field behind a team-record 320 net yards of rushing. RB Shaun Alexander led the way with 141 yards and four touchdowns for the Seahawks. A 39-yard field goal from K Kris Brown provided Houston's only points in the first half as Seattle headed into the locker room up 21-7. After Alexander's third touchdown made the score 28-7 in the third quarter, the Texans finally pushed across a score of their own when QB David Carr found RB Domanick Davis open on a play-action pass for a 27-yard touchdown to make it 28-10. Alexander scored for a fourth time in the fourth quarter, and RB Maurice Morris punched in an 11-yard touchdown of his own to close the scoring. The Texans defense notched its first interception of the season when LB Troy Evans picked off Seattle QB Matt Hasselbeck in the second quarter.

	1Q	2Q	3Q	4Q	OT	Final
INDIANAPOLIS COLTS	7	7	10	14		38
HOUSTON TEXANS	0	14	0	6		20

COLTS James 1 run (Vanderjagt kick)
COLTS Clark 31 pass from Manning (Vanderjagt kick)
TEXANS Davis 8 run (K. Brown kick)
TEXANS Gaffney 8 pass from Carr (K. Brown kick)
COLTS James 9 run (Vanderjagt kick)
COLTS Vanderjagt 36 FG
COLTS Harrison 7 pass from Manning (Vanderjagt kick)
COLTS Reagor 37 fumble return (Vanderjagt kick)
TEXANS Mathis 89 kickoff return (pass failed)

	TEXANS	COLTS
First Downs	13	30
Total Net Yards	139	437
Net Yards Rushing	133	205
Net Yards Passing	6	232
(Att./Comp./Int.)	9-6-1	27-21-1
Punts-Average	4-37.0	0-0.0
Fumbles-Lost	3-1	1-1
Sacks-Yards	5-42	2-5
Penalties-Yards	3-15	6-35
Time of Possession	26:41	33:19

RUSHING: TEXANS- Davis 28-98, 1 TD; Carr 5-35.

COLTS- James 21-139, 2 TD; Rhodes 6-50; Manning 6-12; Mungro 1-4.

PASSING: TEXANS- Carr 6-9, 48 yards, TD, 1 Int.

COLTS- Manning 21-27, 237 yards, 2 TD, 1 Int.

RECEIVING: TEXANS- Gaffney 4-25, TD; Rivers 1-16; Davis 1-7.

COLTS- Wayne 9-89; Harrison 7-65, 1 TD; Clark 3-51, 1 TD; Stokley 1-24; James 1-8.

SUMMARY

The Texans (0-6) lost for the first time on Battle Red Day in a 38-20 loss to the unbeaten Indianapolis Colts at Reliant Stadium. For the first time in series history, Houston went into halftime tied with the Colts. After a pair of Indianapolis touchdowns, the Texans clawed back with a pair of scores of their own in the second quarter. RB Domanick Davis scored on an eight-yard run and WR Jabar Gaffney hauled in an eight-yard scoring strike from QB David Carr to tie it at 14-14. Indianapolis dominated the second half, though, scoring 24 straight points to go up 38-14. WR Jerome Mathis finally stemmed the tide with an 89-yard kickoff return for touchdown in the fourth quarter. The score was the first kickoff return for touchdown in franchise history. CB Dunta Robinson grabbed his first interception of the year, picking off Colts QB Peyton Manning in the second quarter. LB Shantee Orr sacked Manning and forced a fumble, and DT Seth Payne also had a sack.



2005 SEASON-IN-REVIEW

GAME #7

TEXANS 19, BROWNS 16
RELIANT STADIUM, OCTOBER 30, 2005
ATTENDANCE: 70,064

	1Q	2Q	3Q	4Q	OT	Final
CLEVELAND BROWNS	10	3	0	3		16
HOUSTON TEXANS	7	3	3	6		19

TEXANS Mathis 34 pass from Carr (K. Brown kick)
 BROWNS Shea 8 pass from Dilfer (Dawson kick)
 BROWNS Dawson 28 FG
 BROWNS Dawson 29 FG
 TEXANS K. Brown 38 FG
 TEXANS K. Brown 37 FG
 TEXANS K. Brown 35 FG
 BROWNS Dawson 37 FG
 TEXANS K. Brown 40 FG

	TEXANS	BROWNS
First Downs	11	16
Total Net Yards	237	325
Net Yards Rushing	117	156
Net Yards Passing	120	169
(Att./Comp./Int.)	20-10-1	25-12-0
Punts-Average	4-39.0	4-33.0
Fumbles-Lost	1-0	2-2
Sacks-Yards	2-18	2-16
Penalties-Yards	5-35	1-5
Time of Possession	30:56	29:04

RUSHING: TEXANS- Davis 28-91; Carr 8-16; Gaffney 1-10.

BROWNS- Droughns 20-99; Green 10-48; Dilfer 3-9.

PASSING: TEXANS- Carr 10-20, 138 yards, TD, 1 Int.

BROWNS- Dilfer 12-25, 185 yards, TD.

RECEIVING: TEXANS- Gaffney 5-64; Davis 2-25; Mathis 1-34, TD; Bradford 1-8; Armstrong 1-7.

BROWNS- Bryant 4-98; Heiden 4-43; Edwards 2-32; Shea 1-8, TD; Green 1-4.

SUMMARY

The Texans (1-6) notched their first win of the season, 19-16, over the Cleveland Browns at Reliant Stadium behind a stellar special teams effort and two take-aways on defense. The Texans took the lead for the first time this season when QB David Carr found rookie WR Jerome Mathis on a 34-yard touchdown pass in the first quarter. Cleveland evened the game 7-7 on QB Trent Dilfer's eight-yard touchdown pass to TE Aaron Shea. From that point on, the show belonged to the kickers. Cleveland K Phil Dawson booted field goals of 28 and 29 yards to put the Browns out front 13-7, and Texans K Kris Brown's 38-yarder made it 13-10 at half-time. A 37-yarder from Brown tied the game in the third quarter. Following a Cleveland turnover, Brown nailed a 35-yard field goal to put the Texans ahead 16-13 with 14:12 left in the contest. After a Texans punt, Cleveland tied the score when Dawson booted a 37-yarder. Mathis returned the ensuing kickoff 63 yards, setting up Brown's game-winning 40-yarder with less than three minutes left in the contest.

GAME #8

JAGUARS 21, TEXANS 14
ALLTEL STADIUM, NOVEMBER 6, 2005
ATTENDANCE: 64,613

	1Q	2Q	3Q	4Q	OT	Final
HOUSTON TEXANS	0	7	7	0		14
JACKSONVILLE JAGUARS	0	0	7	14		21

TEXANS Bradford 31 pass from Carr (K. Brown kick)
JAGUARS Wilford 12 pass from Leftwich (Scobee kick)
TEXANS Wells 7 run (K. Brown kick)
JAGUARS Leftwich 8 run (Scobee kick)
JAGUARS Jones 12 run (Scobee kick)

	TEXANS	JAGUARS
First Downs	17	18
Total Net Yards	279	312
Net Yards Rushing	88	98
Net Yards Passing	191	214
(Att./Comp./Int.)	30-22-0	25-19-0
Punts-Average	5-44.0	6-37.8
Fumbles-Lost	5-1	0-0
Sacks-Yards	6-28	2-4
Penalties-Yards	4-30	6-45
Time of Possession	30:56	29:04

RUSHING: TEXANS- Wells 13-56, TD; Morency 8-24; Carr 2-8.

JAGUARS- Taylor 12-48; G. Jones 7-27, TD; Leftwich 4-10, 1 TD; Pearman 2-7; Wimbush 2-6.

PASSING: TEXANS- Carr 22-30, 219 yards, TD.

JAGUARS- Leftwich 19-25, 218 yards, TD.

RECEIVING: TEXANS- A. Johnson 9-91; Bradford 5-71, TD; Wells 5-45; Gaffney 1-7; Armstrong 1-6; Morency 1 (-1).

JAGUARS- Pearman 5-34; Wilford 4-89, TD; Smith 4-52; M. Jones 3-21; Taylor 2-15; Whigster 1-7.

SUMMARY

The Texans (1-7) fell to the Jacksonville Jaguars for the first time since 2003 in a 21-14 loss at ALLTEL Stadium. The Texans took the lead with 10:23 left in the first half when QB David Carr found WR Corey Bradford open near the right hashmark in Jacksonville territory. Bradford eluded several defenders for a 31-yard touchdown to put Houston up 7-0. A Texans fumble set up Jacksonville's first score when QB Byron Leftwich found WR Ernest Wilford for a 12-yard touchdown pass. The Texans answered immediately when RB Jonathan Wells scored from seven yards out on fourth-and-one to give Houston a 14-7 lead near the end of the third quarter. Leftwich rushed for an eight-yard touchdown to tie the game 14-14 early in the fourth quarter. RB Greg Jones rushed for a 12-yard touchdown the following drive to put Jacksonville ahead for good with under three minutes to play. WR Andre Johnson returned to the starting lineup for the first time since Week 5 and caught a game-high nine passes for 91 yards. Rookie DT Travis Johnson notched his first career sack, dropping Leftwich for a four-yard loss in the third quarter.

2005 SEASON-IN-REVIEW



GAME #9
COLTS 31, TEXANS 17
RCA DOME, NOVEMBER 13, 2005
ATTENDANCE: 57,209

GAME #10
CHIEFS 45, TEXANS 17
RELIANT STADIUM, NOVEMBER 20, 2005
ATTENDANCE: 70,481

	1Q	2Q	3Q	4Q	OT	Final
HOUSTON TEXANS	0	7	10	0		17
INDIANAPOLIS COLTS	7	14	7	3		31

COLTS Clark 14 pass from Manning (Vanderjagt kick)
COLTS James 5 run (Vanderjagt kick)
COLTS Stokley 21 pass from Manning (Vanderjagt kick)
TEXANS Wells 14 run (K. Brown kick)
TEXANS Gaffney 13 pass from Carr (K. Brown kick)
COLTS Harrison 30 pass from Manning (Vanderjagt kick)
TEXANS K. Brown 24 FG
COLTS Vanderjagt 45 FG

	1Q	2Q	3Q	4Q	OT	Final
KANSAS CITY CHIEFS	10	21	0	14		45
HOUSTON TEXANS	7	0	10	0		17

CHIEFS Tynes 35 FG
CHIEFS Johnson 23 run (Tynes kick)
TEXANS Mathis 99 kickoff return (K. Brown kick)
CHIEFS Kennison 26 pass from Green (Tynes kick)
CHIEFS Johnson 1 run (Tynes kick)
CHIEFS Warfield 57 interception return (Tynes kick)
TEXANS Davis 3 run (K. Brown kick)
TEXANS K. Brown 22 FG
CHIEFS Kennison 7 pass from Green (Tynes kick)
CHIEFS Parker 6 pass from Green (Tynes kick)

	TEXANS	COLTS
First Downs	11	26
Total Net Yards	209	419
Net Yards Rushing	83	126
Net Yards Passing	126	293
(Att./Comp./Int.)	25-16-0	35-26-0
Punts-Average	6-36.8	3-45.7
Fumbles-Lost	2-0	3-2
Sacks-Yards	3-12	1-4
Penalties-Yards	4-35	6-50
Time of Possession	27:25	32:35

	TEXANS	CHIEFS
First Downs	14	28
Total Net Yards	259	446
Net Yards Rushing	78	226
Net Yards Passing	181	220
(Att./Comp./Int.)	36-19-1	29-19-1
Punts-Average	4-40.3	4-39.8
Fumbles-Lost	4-2	1-0
Sacks-Yards	1-1	0-0
Penalties-Yards	6-43	5-30
Time of Possession	23:02	36:58

RUSHING: TEXANS- Wells 15-58, TD; Morency 6-18; Carr 2-9; A. Johnson 1 (-2).
COLTS- James 26-122, 1 TD; Manning 3-4.

PASSING: TEXANS- Carr 16-25, 138 yards, TD.
COLTS- Manning 26-35 297 yards, 3 TD.

RECEIVING: TEXANS- A. Johnson 4-42; Morency 3-19; Wells 3-17; Gaffney 2-29, TD; Armstrong 2-25; Rivers 2-6.

COLTS- Wayne 8-72; Harrison 7-108, TD; Stokley 6-73, TD; James 3-26; Clark 2-18, TD.

SUMMARY

The Texans (1-8) lost their eighth consecutive game to the Indianapolis Colts despite a valiant third-quarter comeback attempt and a 2-0 advantage in the turnover battle. The Colts wrapped up their season series with the Texans, 31-17, behind QB Peyton Manning's three touchdown passes and RB Edgerrin James' 122 rushing yards. The Colts raced out to a 21-0 lead in the first half on the strength of two Manning touchdown passes and a scoring run by James. Houston finally got on the board with RB Jonathan Wells' 14-yard touchdown run to make it 21-7 at the half. QB David Carr hit WR Jabar Gaffney on the opening drive of the third quarter to push Indy's lead back to 14. Manning responded with his third touchdown pass to make it 28-14. Houston K Kris Brown drilled at 24-yard field goal to make it 28-17, but Colts K Mike Vanderjagt's 45-yard field goal early in the fourth quarter capped the scoring.

RUSHING: TEXANS- Davis 13-57, 1 TD; Carr 3-18; A. Johnson 1-5; Stanley 1-0; Wells 1 (-2).
CHIEFS- L. Johnson 36-211, 2 TD; Green 1-11; Brown 2-8; Collins 2 (-2); Kennison 1 (-2).

PASSING: TEXANS- Carr 19-36, 182 yards, 1 Int.
CHIEFS- Green 19-29, 220 yards, 3 TD, 1 Int.

RECEIVING: TEXANS- A. Johnson 6-50; Gaffney 5-35; Davis 3-53; Bradford 3-20; Armstrong 1-14; Rivers 1-10.
CHIEFS- Gonzalez 9-98; Kennison 4-57, 2 TD; Parker 2-23, 1 TD; Wilson 1-16; Hall 1-11; Brown 1-9; I. Johnson 1-6.

SUMMARY

The Texans (1-9) lost their second nationally televised game of the year when the Kansas City Chiefs won 45-17 on ESPN Sunday Night Football at Reliant Stadium. The Chiefs rolled up 446 net yards of offense in the win, including a club-record 211-yard effort by RB Larry Johnson. After Johnson gave the Chiefs a 10-point lead near the end of the first quarter with a 23-yard touchdown run, rookie WR Jerome Mathis returned the ensuing kickoff 99 yards for a touchdown, his second of the year. Kansas City tacked on 21 second-quarter points to take a 31-7 lead into halftime. Houston pulled to within 31-17 in the third quarter with a three-yard touchdown run by RB Domanick Davis and a 22-yard field goal by K Kris Brown, but a pair of Chiefs touchdowns in the fourth quarter put the game firmly out of reach.



TEXANS

2005 SEASON-IN-REVIEW

GAME #11
RAMS 33, TEXANS 27
RELIANT STADIUM, NOVEMBER 27, 2005
ATTENDANCE: 70,010

	1Q	2Q	3Q	4Q	OT	Final
ST. LOUIS RAMS	0	3	7	17	6	33
HOUSTON TEXANS	7	17	0	3	0	27

TEXANS A. Johnson 5 pass from Carr (K. Brown kick)
TEXANS Davis 30 pass from Carr (K. Brown kick)
TEXANS K. Brown 39 FG
RAMS Wilkins 37 FG
TEXANS Bradford 10 pass from Carr (K. Brown kick)
RAMS Holt 19 pass from Fitzpatrick (Wilkins kick)
RAMS S. Jackson 1 run (Wilkins kick)
TEXANS K. Brown 35 FG
RAMS Bruce 43 pass from Fitzpatrick (Wilkins kick)
RAMS Wilkins 47 FG
RAMS Curtis 56 pass from Fitzpatrick (No PAT attempt)

	TEXANS	RAMS
First Downs	26	22
Total Net Yards	412	429
Net Yards Rushing	124	138
Net Yards Passing	288	291
(Att./Comp./Int.)	35-25-1	33-21-1
Punts-Average	2-38.5	4-41.5
Fumbles-Lost	1-1	2-0
Sacks-Yards	3-5	7-33
Penalties-Yards	4-54	9-65
Time of Possession	34:54	31:20

RUSHING: TEXANS- Davis 25-78; Carr 4-39; Wells 1-10; Gaffney 1 (-3).

RAMS- Jackson 25-110, TD; Fitzpatrick 3-23; Faulk 1-5.

PASSING: TEXANS- Carr 25-34, 293 yards, 3 TD, 1 Int. David 0-1, 0 yards.

RAMS- Fitzpatrick 19-30, 310 yards, 3 TD, 1 Int; Martin 2-3, 14 yards.

RECEIVING: TEXANS- Johnson 12-159, TD; Gaffney 5-38; Davis 3-42, TD; Bradford 2-19, TD; Wells 1-19; Rivers 1-13; Bruener 1-3.

RAMS- Holt 10-130, TD; Bruce 4-94, TD; McDonald 2-18; Jackson 2-2; Curtis 1-56, TD; Hedgecock 1-15; Faulk 1-9.

SUMMARY

The Texans (1-10) suffered their fourth consecutive defeat in dramatic fashion, blowing a 24-3 halftime lead to fall 33-27 in overtime to the St. Louis Rams at Reliant Stadium. QB David Carr helped the Texans jump out to the early lead with touchdown passes to WR Andre Johnson, RB Domanick Davis and WR Corey Bradford. K Kris Brown added two field goals, but Rams QB Ryan Fitzpatrick stole the show when he led a furious rally to tie it up in the fourth quarter. After a Texans punt in overtime, Fitzpatrick hit WR Kevin Curtis for a 56-yard game-winning touchdown.

GAME #12
RAVENS 16, TEXANS 15
M&T BANK STADIUM, DECEMBER 4, 2005
ATTENDANCE: 69,909

	1Q	2Q	3Q	4Q	OT	Final
HOUSTON TEXANS	3	3	0	9		15
BALTIMORE RAVENS	0	7	0	9		16

TEXANS K. Brown 39 FG
RAVENS Boller 6 run (Stover kick)
TEXANS K. Brown 26 FG
TEXANS K. Brown 22 FG
RAVENS Thomas 20 interception return (pass failed)
TEXANS K. Brown 29 FG
TEXANS K. Brown 39 FG
RAVENS Stover 38 FG

	TEXANS	RAVENS
First Downs	16	15
Total Net Yards	298	238
Net Yards Rushing	165	73
Net Yards Passing	133	165
(Att./Comp./Int.)	37-17-1	33-17-0
Punts-Average	6-35.0	8-40.1
Fumbles-Lost	5-1	4-2
Sacks-Yards	5-32	4-33
Penalties-Yards	11-93	8-71
Time of Possession	33:49	26:11

RUSHING: TEXANS- Davis 29-155; Carr 3-8; Wells 2-2.
RAVENS- Taylor 11-40; J. Lewis 8-17; Boller 3-11 TD; Clayton 1-5.

PASSING: TEXANS- Carr 17-37, 165 yards, 1 Int.
RAVENS- Boller 17-33, 198 yards.

RECEIVING: TEXANS- Gaffney 6-40; A. Johnson 4-70; Davis 3-16; Wells 2-12; Armstrong 1-17; Rivers 1-10.

RAVENS- Clayton 7-86; Heap 3-51; Mason 3-32; J. Lewis 3-23; Taylor 1-6.

SUMMARY

The Texans (1-11) lost 16-15 to the Baltimore Ravens at M&T Bank Stadium when K Matt Stover nailed a 38-yard field goal with less than 10 seconds on the game clock. Houston K Kris Brown led the way with five field goals, including three in the fourth quarter, but it wasn't enough as the Texans came up just short. Brown got Houston on the board first with a 39-yard field goal in the first quarter. After Baltimore QB Kyle Boller snuck up the middle for a six-yard touchdown, Brown drilled a 26-yarder to make it 7-6 Ravens at halftime. Brown made a 22-yarder less than 30 seconds into the fourth quarter, giving the Texans a 9-7 lead. The Ravens fought back with 7:23 remaining in the contest when LB Adalius Thomas intercepted QB David Carr's tipped pass at the Houston 20 and returned it for a touchdown. Brown again brought the Texans back with his fourth and fifth field goals of the day. A 29-yarder brought Houston to within two at 14-12, and his 39-yarder with less than a minute to play appeared to be the game-winner, but Boller drove the Ravens 67 yards in eight plays to set up Stover's heroics.

2005 SEASON-IN-REVIEW



GAME #13
TITANS 13, TEXANS 10
THE COLISEUM, DECEMBER 11, 2005
ATTENDANCE: 69,149

	1Q	2Q	3Q	4Q	OT	Final
HOUSTON TEXANS	3	7	0	0		10
TENNESSEE TITANS	0	3	7	3		13

TEXANS K. Brown 30 FG
TITANS Bironas 23 FG
TEXANS Davis 3 pass from Carr (K. Brown kick)
TITANS A. Jones 52 punt return (Bironas kick)
TITANS Bironas 21 FG

	TEXANS	TITANS
First Downs	12	15
Total Net Yards	234	301
Net Yards Rushing	152	93
Net Yards Passing	82	208
(Att./Comp./Int.)	26-17-0	30-18-0
Punts-Average	9-35.8	5-43.0
Fumbles-Lost	0-0	0-0
Sacks-Yards	6-34	0-0
Penalties-Yards	8-72	4-56
Time of Possession	28:38	31:22

RUSHING: TEXANS- Davis 22-139; Gaffney 1-6; Brown 1-4; Wells 2-3.

TITANS- C. Brown 16-53; Henry 8-19; McNair 4-17; Payton 2-4.

PASSING: TEXANS- Carr 17-26, 116 yards, 1 TD.

TITANS- McNair 18-30, 208 yards.

RECEIVING: TEXANS- Davis 7-50, TD; A. Johnson 3-27; Bradford 3-20; Rivers 3-18; Gaffney 1-1.

TITANS- Henry 3-54; C. Brown 3-49; Troupe 3-28; Calico 2-20; Bennett 2-15; Scaife 2-12; Fleming 1-15; Guenther 1-8; Payton 1-7.

SUMMARY

The Texans (11-12) lost to the Tennessee Titans at The Coliseum when Rob Bironas nailed a 21-yarder with 10 seconds left on the game clock. Rookie WR Jerome Mathis made things interesting when he returned the ensuing kickoff 50 yards to the Tennessee 26. A 15-yard face-mask penalty on CB Reynaldo Hill set up Kris Brown's 31-yard field goal with no time on the clock, but the attempt missed wide right. The Texans took a 3-0 advantage into the second quarter following a 30-yard field goal by Brown. Bironas tied the game with a 23-yard attempt with 4:32 left in the first half. The Texans engineered a game-long 72-yard scoring drive on nine plays before halftime. QB David Carr rolled out and found Davis on a three-yard route that made the score 10-3 after Brown's extra point. The teams traded punts twice in the third quarter before rookie CB Pacman Jones returned Chad Stanley's punt 52 yards for a momentum-swinging touchdown. The Texans had a chance to regain the lead with 3:53 left in the game, but Brown's 37-yard field goal was blocked. On the subsequent possession, the Titans marched into Houston territory, where Bironas nailed the field goal that clinched the Titans' fourth victory of the season.

GAME #14
TEXANS 30, CARDINALS 19
RELIANT STADIUM, DECEMBER 18, 2005
ATTENDANCE: 70,024

	1Q	2Q	3Q	4Q	OT	Final
ARIZONA CARDINALS	3	7	0	9		19
HOUSTON TEXANS	0	24	3	3		30

CARDINALS Rackers 26 FG
TEXANS Wells 7 run (K. Brown kick)
CARDINALS Boldin 20 pass from Warner (Rackers kick)

TEXANS Morency 25 run (K. Brown kick)
TEXANS Wells 3 run (K. Brown kick)

TEXANS K. Brown 27 FG

TEXANS K. Brown 41 FG

CARDINALS Rackers 42 FG

CARDINALS Fitzgerald 12 pass from Navarre (PAT no good)

TEXANS K. Brown 26 FG

	TEXANS	CARDINALS
First Downs	18	16
Total Net Yards	253	301
Net Yards Rushing	119	39
Net Yards Passing	134	262
(Att./Comp./Int.)	33-22-1	38-25-2
Punts-Average	4-40.0	4-49.3
Fumbles-Lost	1-1	3-2
Sacks-Yards	3-16	6-39
Penalties-Yards	5-43	7-69
Time of Possession	32:24	27:36

RUSHING: TEXANS- Wells 28-87, 2 TD; Morency 5-32, TD; Carr 1-2; A. Johnson 1 (-2).

CARDINALS- Shipp 6-28; Arrington 7-11.

PASSING: TEXANS- Carr 22-33, 150 yards, 1 Int.

CARDINALS- Navarre 14-24, 174 yards, 1 TD, 1 Int.; Warner 10-10, 115 yards, 1 TD; McCown 1-4, 12 yards, 1 Int.

RECEIVING: TEXANS- Johnson 7-51; Gaffney 5-39; Rivers 4-20; Bradford 3-11; Wells 1-11; Morgan 1-9; Morency 1-9.

CARDINALS- Boldin 8-134, 1 TD; Fitzgerald 6-85, 1 TD; Bergen 3-18; McCoy 2-28; Shipp 2-14; Arrington 2-4; Johnson 1-12; Ayanbadejo 1-6.

SUMMARY

The Texans (2-12) rebounded from three consecutive late-game losses to overpower the error-prone Arizona Cardinals for a 30-19 win at Reliant Stadium. The Texans forced four turnovers, collected six sacks, and scored three rushing touchdowns en route to a club-record 24 second-quarter points. The Cardinals jumped out to a 10-7 lead in the second quarter, but Houston reeled off 20 straight points to take a 27-10 lead after three quarters. Arizona scored a field goal followed by touchdown and two-point conversion to close the gap to 27-19, but K Kris Brown hit a 26-yard field goal with 29 seconds remaining to seal the victory.



2005 SEASON-IN-REVIEW

GAME #15
JAGUARS 38, TEXANS 20
RELIANT STADIUM, DECEMBER 24, 2005
ATTENDANCE: 70,025

	1Q	2Q	3Q	4Q	OT	Final
JACKSONVILLE JAGUARS	7	3	7	21		38
HOUSTON TEXANS	3	10	0	7		20

JAGUARS Toefield 1 run (Scobee kick)
TEXANS K. Brown 37 FG
TEXANS Bradford 50 pass from Carr (K. Brown kick)

JAGUARS Scobee 26 FG
TEXANS K. Brown 53 FG
JAGUARS Toefield 2 run (Scobee kick)
TEXANS A. Johnson 53 pass from Carr (K. Brown kick)

JAGUARS Taylor 15 run (Scobee kick)
JAGUARS Wilford 36 pass from Garrard (Scobee kick)

JAGUARS Toefield 17 run (Scobee kick)

	TEXANS	JAGUARS
First Downs	18	30
Total Net Yards	370	448
Net Yards Rushing	107	172
Net Yards Passing	263	276
(Att./Comp./Int.)	29-19-1	31-18-0
Punts-Average	2-32.0	2-49.0
Fumbles-Lost	1-0	2-0
Sacks-Yards	4-32	3-16
Penalties-Yards	7-40	6-50
Time of Possession	27:42	32:18

RUSHING: TEXANS- Wells 21-86; Morency 4-12; Carr 3-7; A. Johnson 1-2.

JAGUARS- Taylor 22-101, 1 TD; Garrard 5-40; Toefield 4-24; Jones 1-5; Pearman 1-2.

PASSING: TEXANS- Carr 19-29, 295 yards, 2 TD, 1 Int.
JAGUARS- Garrard 18-31, 292 yards, TD.

RECEIVING: TEXANS- Johnson 7-119, 1 TD; Bradford 4-101, 1 TD; Rivers 4-28; Wells 3-33; Morency 1-14.

JAGUARS- Smith 5-71; Pearman 5-44; Wilford 4-118, 1 TD; Williams 3-48; Taylor 1-11.

SUMMARY

Despite taking a 13-10 halftime lead, the Texans (2-13) allowed 21 fourth-quarter points to lose 38-20 to the Jacksonville Jaguars at Reliant Stadium. RB LaBrandon Toefield rushed for three touchdowns and 24 yards for the visitors, while QB David Carr paced the Texans with two touchdown passes and 295 passing yards. Houston led 13-10 at halftime thanks to a 37-yard first-quarter field goal by K Kris Brown and a 50-yard touchdown pass from Carr to WR Corey Bradford. After a Toefield touchdown, WR Andre Johnson scored on a 53-yard hookup with Carr to put the Texans up 20-17. The lead would be short-lived, though, as Jacksonville reeled off 21 unanswered points to close the game and seal the victory. Both Johnson and Bradford topped 100 yards in the game, marking the second such occurrence in team history.

GAME #16
49ERS 20, TEXANS 17
MONSTER PARK, JANUARY 1, 2006
ATTENDANCE: 67,970

	1Q	2Q	3Q	4Q	OT	Final
HOUSTON TEXANS	10	0	7	0	0	17
SAN FRANCISCO 49ERS	0	7	10	0	3	20

TEXANS K. Brown 21 FG
TEXANS Morency 3 run (K. Brown kick)
49ERS Lloyd 14 pass from A. Smith (Nedney kick)

49ERS Nedney 42 FG
TEXANS Bradford 25 pass from Banks (K. Brown kick)

49ERS Adams 40 interception return (Nedney kick)

49ERS Nedney 33 FG

	TEXANS	49ERS
First Downs	13	19
Total Net Yards	284	324
Net Yards Rushing	88	182
Net Yards Passing	196	142
(Att./Comp./Int.)	36-18-2	29-16-1
Punts-Average	7-40.0	10-31.2
Fumbles-Lost	0-0	1-0
Sacks-Yards	0-0	3-17
Penalties-Yards	8-74	5-32
Time of Possession	27:05	44:03

RUSHING: TEXANS- Morency 21-83, 1 TD; Carr 1-9; Banks 2 for -2; Bradford 1 for -2.

49ERS- Gore 25-108; Hicks 18-64; A. Smith 4-10.

PASSING: TEXANS- Banks 14-25 173 yards, TD, 2 Int.; Carr 4-11 23 yards.

49ERS- Smith 16-29 159 yards, TD, 1 Int.

RECEIVING: TEXANS- Rivers 5-34; Morency 4-46; Morgan 3-33; Bradford 2-56, TD; Mathis 2-16; Gaffney 1-8; A. Johnson 1-3.

49ERS- Lloyd 4-48, TD; Battle 3-52; Hicks 3-17; Gore 2-13; Jackson 2-8; Hetherington 1-11; Jones 1-10.

SUMMARY

The Texans (2-14) finished with the worst record in the league thanks to a 20-17 overtime loss to the San Francisco 49ers at Monster Park. In wet and windy conditions, the Texans were unable to hold onto their 10-point first-quarter lead and were outscored 20-7 the rest of the way. Houston got on the board with 9:18 left in the first thanks to K Kris Brown's 21-yardfield goal. Morency rushed for a three-yard touchdown on the next drive to put Houston up 10-0. A touchdown late in the second quarter and a field goal to start the third rallied San Francisco to a 10-10 tie. Backup QB Tony Banks threw a 25-yard touchdown pass to WR Corey Bradford to put Houston up 17-10 in the third, but the 49ers tied it again thanks to a 40-yard interception return for touchdown. K Joe Nedney eventually won it for the Niners with 3:55 remaining in overtime on a 33-yard field goal.



TEXANS

2004 SEASON-IN-REVIEW

Texans improve for third consecutive season

The Houston Texans finished the 2004 season with a 7-9 record –two games better than 2003 and with significant accomplishments to build upon next season.

The Texans lost 22-14 to the Cleveland Browns to end the season but strung together a two-game road winning streak at Chicago and Jacksonville early in December. Houston had three two-game win streaks after going the first two years without back-to-back wins. The Texans also swept two AFC South opponents – Jacksonville and Tennessee – to finish 4-2 in what many consider the toughest division in professional football.

WR Andre Johnson became the first Texan selected to the Pro Bowl since 2002 and finished the year with 1,142 receiving yards and six touchdowns. QB David Carr set career highs in yards (3,531), touchdowns (16) and completions (285). RB Domanick Davis overcame a slow start to the season to rush for a career-high 1,188 yards and a team record 13 rushing touchdowns. The Texans improved from 2002 and 2003 in 10 offensive categories.

Defensively, the Texans ended on a high note keeping opponents out of the end zone for 13 consecutive quarters in the months of December and January – an NFL season high. The unit started three rookies, CB Dunta Robinson, LB Jason Babin and SS Glenn Earl. Babin finished second to Kailee Wong (5.5) with four sacks. Robinson led the team with six interceptions, three forced fumbles, three sacks and finished second in Defensive Rookie of the Year voting.

K Kris Brown has yet to miss an extra point since joining the Texans in 2002 and made 34 point after attempts and 17 field goals in 2004. P Chad Stanley punted 73 times for a 41.2 yard average.



PRESEASON

Sat., Aug. 14	DALLAS	W	18-0
Sat., Aug. 21	at Pittsburgh	L	38-3
Fri., Aug. 27	at Denver	L	31-17
Thurs., Sept. 2	TAMPA BAY	L	17-9

REGULAR SEASON

Sun., Sept. 12	SAN DIEGO	L	27-20
Sun., Sept. 19	at Detroit	L	28-16
Sun., Sept. 26	at Kansas City	W	24-21
Sun., Oct. 3	OAKLAND	W	30-17
Sun., Oct. 10	MINNESOTA	L	34-28 OT
Sun., Oct. 17	at Tennessee	W	20-10
Sun., Oct. 24	BYE WEEK		
Sun., Oct. 31	JACKSONVILLE	W	20-6
Sun., Nov. 7	at Denver	L	31-13
Sun., Nov. 14	at Indianapolis	L	49-14
Sun., Nov. 21	GREEN BAY	L	16-13
Sun., Nov. 28	TENNESSEE	W	31-21
Sun., Dec. 5	at NY Jets	L	29-7
Sun., Dec. 12	INDIANAPOLIS	L	23-14
Sun., Dec. 19	at Chicago	W	24-5
Sun., Dec. 26	at Jacksonville	W	21-0
Sun., Jan. 2	CLEVELAND	L	22-14





2004 SEASON-IN-REVIEW

WON 7 LOST 9

09/12	L	20-27
09/19	L	16-28
09/26	W	24-21
10/03	W	30-17
10/10	L	28-34
10/17	W	20-10
10/31	W	20-6
11/07	L	13-31
11/14	L	14-49
11/21	L	13-16
11/28	W	31-21
12/05	L	7-29
12/12	L	14-23
12/19	W	24-5
12/26	W	21-0
01/02	L	22-14

*Sellouts

SAN DIEGO	70,255
at Detroit	61,465
at Kansas City	77,433
OAKLAND	70,741
OT MINNESOTA	70,718
at Tennessee	68,932
JACKSONVILLE	70,502
at Denver	74,292
at Indianapolis	56,511
GREEN BAY	70,769
TENNESSEE	70,721
at New York Jets	77,875
INDIANAPOLIS	70,762
at Chicago	62,122
at Jacksonville	66,227
CLEVELAND	70,724

	Texans	Opp.
TOTAL FIRST DOWNS	300	304
Rushing	103	89
Passing	174	194
Penalty	23	21
3rd Down: Made/Att	81/211	89/205
3rd Down Pct.	38.4	43.4
4th Down: Made/Att	13/21	1/6
4th Down Pct.	61.9	16.7
POSSESSION AVG.	29:59	30:01
TOTAL NET YARDS	5128	5458
Avg. Per Game	320.5	341.1
Total Plays	1001	971
Avg. Per Play	5.1	5.6
NET YARDS RUSHING	1882	1843
Avg. Per Game	117.6	115.2
Total Rushes	481	417
NET YARDS PASSING	3246	3615
Avg. Per Game	202.9	225.9
Sacked/Yards Lost	49/301	24/161
Gross Yards	3547	3776
Att./Completions	471/286	530/344
Completion Pct.	60.7	64.9
Had Intercepted	14	22
PUNTS/AVERAGE	73/41.2	69/41.7
NET PUNTING AVG.	73/35.7	69/36.4
PENALTIES/YARDS	106/928	123/979
FUMBLES/BALL LOST	22/11	22/8
TOUCHDOWNS	37	39
Rushing	16	4
Passing	16	32
Returns	5	3

SCORE BY PERIODS	1	2	3	4	OT	Total
TEXANS	33	101	60	115	0	309
OPPONENTS	65	105	85	82	6	339

SCORING	TD	Ru	Pa	Rt	PAT	FG	S	TP
Brown	0	0	0	0	34/34	17/24	0	85
Davis	14	13	1	0			0	84
Johnson	6	0	6	0			0	36
Wells	5	3	2	0			0	32
Bradford	3	0	3	0			0	18
Gaffney	2	0	2	0			0	12
Anderson-d	1	0	0	1			0	6
Armstrong	1	0	1	0			0	6
Coleman-a	1	0	0	1			0	6
Faggins-c	1	0	0	1			0	6
Miller	1	0	1	0			0	6
Peek-e	1	0	0	1			0	6
Sharper-b	1	0	0	1			0	6
TEXANS	37	16	16	5	32/32	17/24	0	309
Opponents	39	4	32	3*	37/37	22/29	1	339

- a) M. Coleman 102-yd interception return, @ KC (9/26)
 b) J. Sharper 16-yd fumble return, vs. OAK (10/3)
 c) D. Faggins 43-yd interception return, vs. JAX (10/31)
 d) C. Anderson 60-yd fumble return, @ CHI (12/19)
 e) A. Peek 66-yd fumble return, @ JAX (12/26/04)
 *) E. Drummond 99-yd kickoff return, @ DET (9/19)
 *) B. Sanders 37-yd fumble return, @ IND (11/14)
 *) V. Hutchins 77-yd interception return, @ IND (11/14)

PASSING	Att	Comp	Yds	Cmp%	Yds/Att	TD	TD%	Int	Int%	Long	Sack/Lost	Rating
Carr	442	271	3425	61.3	7.75	15	3.4	14	3.2	69	43/273	83.6
Gaffney	2	0	0	0.0	0.00	0	0.0	0	0.0	0	0/0	39.6
Banks	1	0	0	0.0	0.00	0	0.0	0	0.0	0	0/0	39.6
TEXANS	445	271	3425	60.9	7.70	15	3.4	14	3.1	69	43/273	83.0
Opponents	501	324	3548	64.7	7.08	31	6.2	20	4.0	80t	23/160	89.5

RUSHING	No.	Yds	Avg	Long	TD
Davis	302	1188	3.9	44	13
Carr	73	299	4.1	24	0
Wells	82	299	3.6	14	3
Hollings	11	47	4.3	13	0
Gaffney	4	30	7.5	10	0
Johnson	4	12	3.0	14	0
Stanley	1	5	5.0	5	0
Baxter	2	1	0.5	1	0
Simmons	1	1	1.0	1	0
Norris	1	0	0.0	0	0
TEXANS	481	1882	3.9	44	16
Opponents	417	1843	4.4	55t	4

RECEIVING	No.	Yds	Avg	Long	TD
Johnson	79	1142	14.5	54t	6
Davis	68	588	8.6	38	1
Gaffney	41	632	15.4	69	2
Armstrong	29	415	14.3	44	1
Bradford	27	399	14.8	47	3
Miller	17	178	10.5	27	1
Wells	11	79	7.2	28	2
Hollings	5	46	9.2	27	0
Bruener	4	52	13.0	27	0
Norris	4	13	3.3	7	0
Baxter	1	3	3.0	3	0
TEXANS	286	3547	12.4	69	16
Opponents	344	3776	11.0	80t	32

INTERCEPTIONS	No.	Yds	Avg	Long	TD
Robinson	6	146	24.3	61	0
Glenn	5	40	8.0	23	0
Faggins	3	47	15.7	43t	1
Wong	3	0	0.0	0	0
Coleman	2	116	58.0	102t	1
McCree	1	24	24.0	24	0
Peek	1	20	20.0	20	0
Simmons	1	0	0.0	0	0
TEXANS	22	393	17.9	102t	2
Opponents	14	157	11.2	77t	1

PUNTING	No.	Yds	Avg	Net	TB	In	Lg	B
Stanley	73	3009	41.2	35.7	7	19	57	0
TEXANS	73	3009	41.2	35.7	7	19	57	0
Opponents	69	2880	41.7	36.4	2	24	64	1

PUNT RETURNS	Ret	FC	Yds	Avg	Long	TD
Moses	36	13	309	8.6	27	0
Glenn	4	0	22	5.5	18	0
Robinson	0	0	-2	---	-2	0
TEXANS	40	13	329	8.2	27	0
Opponents	30	24	265	8.8	46	0

KICKOFF RETURNS	No	Yds	Avg	Long	TD
Moses	59	1303	22.1	49	0
Gaffney	2	31	15.5	27	0
Norris	2	25	12.5	15	0
Washington	2	27	13.5	16	0
Wells	2	27	13.5	18	0
Hollings	1	23	23.0	23	0
Starling	1	14	14.0	14	0
TEXANS	69	1450	21.0	49	0
Opponents	60	1386	23.1	99t	1

FIELD GOALS	1-19	20-29	30-39	40-49	50+
K. Brown	0/0	7/7	3/5	6/9	1/3
TEXANS	0/0	7/7	3/5	6/9	1/3
Opponents	0/0	7/7	3/7	10/13	2/2

K. Brown: (37G,20G) (34G) (28G,49G,49G) (46G,57N, 21G,44G) () (21G,50G) (38G,21G) (37N) (55N) (40N, 46G,40G) (29G,41B) () () (42N,20G) (34B) ()

Opponents: (48G,29G) (47N) () (35N,50G) () (40G) (44G,49N,36G) (52G) (39N) (49N,23G,39G,46G) () (41G,26G,25G) (30G,43G,44G) (39N,43G) (31N) (45G, 22G, 29G,45G, 22G)

2004 SEASON-IN-REVIEW



Defensive Statistics

Based on Coaches Film Review

TACKLES	Solo	Asst	Total	Sacks (Yards)	QB Press	INT (Yards)	Pass Defensed	Forced Fumble	Fumble Recovery
Sharper, Jamie	113	64	177	2 (19)	19		5	3	1
Foreman, Jay	67	35	102		2				1
Smith, Robaire	38	62	100	3 (21)	22		6		
Wong, Kailee	65	30	95	5.5 (29)	39	3 (0)	2	1	1
Robinson, Dunta	65	20	85	3 (26)	4	6 (146)	19	3	
Coleman, Marcus	49	31	80			2 (116)	8		
Payne, Seth	34	44	78	2 (16)	12				
Walker, Gary	25	52	77	.5 (4)	36		1	1	
Babin, Jason	51	25	76	4 (19)	45		1		2
Earl, Glenn	32	34	66				1		
Glenn, Aaron	49	10	59			5 (40)	11		
DeLoach, Jerry	19	30	49		2		1		
Simmons, Jason	35	11	46		2	1 (0)		1	
Polk, DaShon	26	19	45	1 (1)					1
Faggins, Demarcus	31	6	37			3 (47)	9		
McCree, Marlon	25	4	29			1 (24)	2		
Sears, Corey	5	11	16		5		2		
Peek, Antwan	10	2	12	2 (16)	7	1 (20)		1	1
Wright, Kenny	7	1	8	1 (10)					
Brown, Eric	3	2	5						
Ioane, Junior	0	3	3		1				
Anderson, Charlie	1	0	1		1				1
Total	750	496	1246	24 (161)	197	22 (393)	68	10	8

Special Teams Statistics

SPECIAL TEAMS	Solo	Asst	Total	Block PAT	Block Punt	Block FG	Forced Fumble	Fumble Recovery
Peek, Antwan	10	8	18		1			
Evans, Troy	8	8	16					
Anderson, Charlie	9	4	13					
Wells, Jonathan	7	5	12					
Brown, Eric	8	1	9					
McCree, Marlon	7	2	9					
Polk, DaShon	8	1	9					
Faggins, Demarcus	6	1	7					
Norris, Moran	4	3	7					
Bell, Jason	5	1	6					
Wright, Kenny	4	1	5					
Starling, Kendrick	4	0	4					
Baxter, Jarrod	3	0	3					
Simmons, Jason	3	0	3					
Bradford, Corey	2	0	2					
Brown, Kris	2	0	2					
Hollings, Tony	1	1	2					
Monk, Qunicy	2	0	2					
Pittman, Bryan	1	1	2					
Babin, Jason	0	1	1					
Earl, Glenn	1	0	1					
Johnson, Andre	1	0	1					
Orr, Shantee	1	0	1					
Pitts, Chester	1	0	1					
Total	98	38	136	0	1	0	0	0

2004 SEASON-IN-REVIEW



GAME #1

CHARGERS 27, TEXANS 20
RELIANT STADIUM, SEPTEMBER 12, 2004
ATTENDANCE: 70,255

	1Q	2Q	3Q	4Q	OT	Final
SAN DIEGO CHARGERS	3	7	10	7		27
HOUSTON TEXANS	3	10	7	0		20

TEXANS K. Brown 37 FG
CHARGERS Kaeding 48 FG
TEXANS K. Brown 20 FG
CHARGERS Tomlinson 1 run (Kaeding kick)
TEXANS Davis 2 run (K. Brown kick)
CHARGERS Caldwell 36 pass from Brees (Kaeding kick)
TEXANS Davis 1 run (K. Brown kick)
CHARGERS Kaeding 29 FG
CHARGERS Parker 19 pass from Brees (Kaeding kick)

	TEXANS	CHARGERS
First Downs	20	17
Total Net Yards	336	324
Net Yards Rushing	110	122
Net Yards Passing	226	202
(Att/Comp/Int)	25-19-2	24-17-0
Punts-Average	2-46.0	4-39.0
Fumbles-Lost	2-2	2-0
Sacks-Yards	2-3	1-7
Penalties-Yards	6-83	8-60
Time of Possession	28:50	31:10

RUSHING: TEXANS- Davis 21-87, 2 TDs; Carr 3-12; Hollings 3-10; Baxter 2-1.

CHARGERS- Tomlinson 26-121, TD; Neal 1-3; Brees 5-(-2).

PASSING: TEXANS- Carr 19-25, 229 yards, 2 INT.

CHARGERS- Brees 17-24, 209 yards, 2 TDs.

RECEIVING: TEXANS- Davis 5-70; Johnson 4-58; Gaffney 4-40; Bradford 3-24; Hollings 1-27; Bruener 1-7; Baxter 1-3.

CHARGERS- Gates 8-123; Caldwell 4-65, TD; Tomlinson 3-(-4); Parker 2-25, TD.

SUMMARY

The Houston Texans fell to 0-1 after losing at home to San Diego, breaking an opening-game winning streak that dated back to 2002. The Texans led early thanks to a 37-yard field goal by K Kris Brown. San Diego answered with a 48-yarder from K Nate Kaeding, and Brown put Houston back in front 6-3 with a 20-yard kick. The Chargers took their first lead at 10-6 on a one-yard touchdown run by RB LaDainian Tomlinson. Houston RB Domanick Davis gave his team the lead at halftime with a two-yard scoring run to make it 13-10. After another Chargers touchdown in the third quarter, Davis scored from one yard out to put Houston up 17-14, but San Diego scored the last 10 points to pull out the 27-20 win. Davis led the team in rushing, with 87 yards and two scores, and in receiving, with five catches for 70 yards. Houston outgained San Diego, but four turnovers doomed the Texans' chances.

GAME #2

LIONS 28, TEXANS 16
FORD FIELD, SEPTEMBER 19, 2004
ATTENDANCE: 61,465

	1Q	2Q	3Q	4Q	OT	Final
HOUSTON TEXANS	0	3	7	6		16
DETROIT LIONS	0	7	14	7		28

LIONS Schlesinger 1 pass from Harrington (Hanson kick)
TEXANS K. Brown 34 FG
LIONS Williams 31 pass from Harrington (Hanson kick)
TEXANS Johnson 54 pass from Carr (K. Brown kick)
LIONS Drummond 99 kickoff return (Hanson kick)
TEXANS Bradford 27 pass from Carr (pass failed)
LIONS Williams 14 pass from Harrington (Hanson kick)

	TEXANS	LIONS
First Downs	24	18
Total Net Yards	386	266
Net Yards Rushing	112	94
Net Yards Passing	274	172
(Att/Comp/Int)	34-23-1	25-18-1
Punts-Average	2-42.0	3-48.0
Fumbles-Lost	4-2	0-0
Sacks-Yards	5-39	2-4
Penalties-Yards	9-74	8-65
Time of Possession	31:50	28:10

RUSHING: TEXANS- Davis 25-78; Carr 5-30; Wells 1-3; Johnson 1-1.

LIONS- Jones 12-57; Pinner 6-19; Harrington 4-17; Bryson 1-1.

PASSING: TEXANS- Carr 23-34, 313 yards, 2 TDs, 1 INT.

LIONS- Harrington 18-25, 176 yards, 3 TDs, 1 INT.

RECEIVING: TEXANS- Davis 11-95; Armstrong 4-49; Johnson 3-86, TD; Bradford 3-52, TD; Gaffney 1-25; Bruener 1-6.

LIONS- Williams 4-73, 2 TD; Streets 4-32; Hakim 2-26; Alexander 2-13; Schlesinger 2-13, TD; Jones 1-13; Pinner 1-7; Fitzsimmons 1-6; Bryson 1-(-7).

SUMMARY

The Texans (0-2) lost their second consecutive game and first road game in Detroit, falling 28-16 at Ford Field. Detroit got on the board first on a one-yard touchdown pass from QB Joey Harrington to FB Cory Schlesinger to give the Lions a 7-0 lead. Houston answered with a 34-yard K Kris Brown field goal to put the score at 7-3. Harrington hit WR Roy Williams for a 31-yard score, extending Detroit's lead 14-3 in the third quarter. On the ensuing drive, QB David Carr found WR Andre Johnson for a 54-yard touchdown strike to close the deficit to 14-10, but a 99-yard return on the ensuing kickoff extended the Lions lead to 21-10. Carr found WR Corey Bradford on a 27-yard strike to make it 21-16 after a failed two-point conversion try. Harrington's second touchdown pass produced the 28-16 final score.



2004 SEASON-IN-REVIEW

GAME #3

TEXANS 24, CHIEFS 21

ARROWHEAD STADIUM, SEPTEMBER 26, 2004

ATTENDANCE: 77,433

	1Q	2Q	3Q	4Q	OT	Final
HOUSTON TEXANS	0	6	8	10		24
KANSAS CITY CHIEFS	7	0	7	7		21

CHIEFS Gonzalez 14 pass from Green (Tynes kick)

TEXANS K. Brown 28 FG

TEXANS K. Brown 49 FG

CHIEFS Horn 6 pass from Green (Tynes kick)

TEXANS Coleman 102 interception return (Wells run)

CHIEFS Dunn 5 pass from Green (Tynes kick)

TEXANS Gaffney 9 pass from Carr (K. Brown kick)

TEXANS K. Brown 49 FG

	TEXANS	CHIEFS
First Downs	18	25
Total Net Yards	296	366
Net Yards Rushing	76	168
Net Yards Passing	220	196
(Att/Comp/Int)	25-13-1	30-21-1
Punts-Average	4-38.0	4-39.8
Fumbles-Lost	2-0	0-0
Sacks-Yards	3-13	3-28
Penalties-Yards	7-60	9-87
Time of Possession	24:53	35:07

RUSHING: TEXANS- Wells 10-37; Carr 5-26; Davis 10-12; Simmons 1-1.

CHIEFS-Holmes 32-134; Hall 3-22; Morton 1-12.

PASSING: TEXANS- Carr 13-25, 233 yards, 1 INT, 1 TD.

CHIEFS-Green 21-30, 226 yards, 1 INT, 3 TDs.

RECEIVING: TEXANS-Johnson 4-96; Miller 3-39; Armstrong 2-55; Davis 1-15; Wells 1-10; Bradford 1-9; Gaffney 1-9, TD.

CHIEFS-Gonzalez 8-106, TD; Hall 5-32; Morton 4-55; Horn 2-16, TD; Blaylock 1-12; Dunn 1-5, TD.

SUMMARY

The Texans (1-2) picked up their first win of the season in Arrowhead Stadium after K Kris Brown booted a 49-yard game-winning field goal with just seconds remaining. The Chiefs drew first blood when QB Trent Green hit TE Tony Gonzalez with a 14-yard touchdown pass for an early 7-0 lead. Brown got Houston on the board with a 28-yarder to put the score at 7-3, capping a drive that started at the Houston two-yard line. Brown nailed a 49-yarder to trim the lead to a point at halftime. Green hit WR Chris Horn on a six-yard scoring pass to extend the Chiefs lead to 14-6. CB Marcus Coleman came up with a big defensive play in the third quarter, picking off Green in the end zone and racing 102 yards for the longest touchdown in team history. A two-point conversion from RB Jonathan Wells tied the game at 14. Both teams traded fourth-quarter touchdowns to make it 21-21 late in the game. Brown came in to kick the 49-yard game winner, the eighth of his career, to seal the Texans road win, with two seconds left.

GAME #4

TEXANS 30, RAIDERS 17

RELIANT STADIUM, OCTOBER 3, 2004

ATTENDANCE: 70,741

	1Q	2Q	3Q	4Q	OT	Final
OAKLAND RAIDERS	3	14	0	0		17
HOUSTON TEXANS	3	14	3	10		30

TEXANS K. Brown 46 FG

RAIDERS Janikowski 50 FG

TEXANS Sharper 16 fumble return (K. Brown kick)

RAIDERS Zereoue 55 run (Janikowski kick)

TEXANS Wells 1 run (K. Brown kick)

RAIDERS Zereoue 3 run (Janikowski kick)

TEXANS K. Brown 21 FG

TEXANS Johnson 15 pass from Carr (K. Brown kick)

TEXANS K. Brown 44 FG

	TEXANS	RAIDERS
First Downs	20	18
Total Net Yards	386	375
Net Yards Rushing	158	151
Net Yards Passing	228	224
(Att/Comp/Int)	24-14-0	38-21-3
Punts-Average	3-39.7	3-48.7
Fumbles-Lost	2-1	2-2
Sacks-Yards	0-0	1-13
Penalties-Yards	4-25	13-75
Time of Possession	32:49	27:11

RUSHING: TEXANS- Wells 26-105, TD; Carr 9-31; Hollings 6-22.

RAIDERS-Zereoue 14-117, 2 TDs; Wheatley 3-27; Gabriel 1-4; Fargas 1-3; Collins 1-0.

PASSING: TEXANS- Carr 14-23, 228 yards, 0 INT, 1 TD.

RAIDERS-Collins 21-38, 237 yards, 3 INTs.

RECEIVING: TEXANS-Johnson 6-115, TD; Gaffney 4-48; Wells 1-28; Miller 1-27; Armstrong 1-7; Hollings 1-3.

RAIDERS-Curry 5-69; Anderson 3-37; Porter 2-40; Gabriel 2-20; Zereoue 2-17; Jolley 2-12; Wheatley 2-2; Whitted 1-19; Rice 1-18; Crockett 1-3.

SUMMARY

Houston (2-2) defeated Oakland (2-2) 30-17 at Reliant Stadium for the team's first home victory of the 2004 season and franchise's first-ever two-game win streak. K Kris Brown got Houston started with a 46-yard field goal for a 3-0 lead. After an Oakland field goal tied it at three after one quarter, the teams traded two touchdowns apiece to go into halftime at 17-17. On Oakland's second drive of the third quarter, QB Kerry Collins was picked off by Texans CB Dunta Robinson, who returned the interception 25 yards to set up a 21-yard field goal by Brown to take a 20-17 lead. Collins fumbled a snap on the next drive and Texans LB Jay Foreman pounced on the loose ball. QB David Carr found WR Andre Johnson soon after for a 15-yard touchdown pass to extend the Texans lead to 27-17. An interception by CB DeMarcus Faggins set up Brown's 44-yarder which ended the scoring, and Robinson snagged his second pick of the day, returning it 61 yards to seal Houston's win.

2004 SEASON-IN-REVIEW



GAME #5
VIKINGS 34, TEXANS 28
RELIANT STADIUM, OCTOBER 10, 2004
ATTENDANCE: 70,718

	1Q	2Q	3Q	4Q	OT	Final
MINNESOTA VIKINGS	0	14	7	7	6	34
HOUSTON TEXANS	0	0	7	21	0	28

VIKINGS Moss 1pass from Culpepper (Andersen kick)
VIKINGS Burleson 5 pass from Culpepper (Andersen kick)
VIKINGS M.Robinson 10 pass from Culpepper (Andersen kick)
TEXANS Johnson 2 pass from Carr (K. Brown kick)
TEXANS Davis 1 run (K. Brown kick)
VIKINGS Moss 50 pass from Culpepper (Andersen kick)
TEXANS Armstrong 11 pass from Carr (K. Brown kick)
TEXANS Johnson 22 pass from Carr (K. Brown kick)
VIKINGS M.Robinson 50 pass from Culpepper (Mortensen kick)

	TEXANS	VIKINGS
First Downs	19	27
Total Net Yards	410	510
Net Yards Rushing	52	122
Net Yards Passing	358	388
(Att/Comp/Int)	42-27-0	50-36-0
Punts-Average	7-46.7	8-40.6
Fumbles-Lost	0-0	0-0
Sacks-Yards	4-14	3-8
Penalties-Yards	11-88	10-75
Time of Possession	29:28	38:27

RUSHING: TEXANS- Davis 14-31, TD; Carr 3-21.
VIKINGS-Moore 20-92; Culpepper 6-30.

PASSING: TEXANS- Carr 27-43, 372 yards, 3 TDs, 0 INT.
VIKINGS-Culpepper 36-50, 396 yards, 5 TDs, 0 INT.

RECEIVING: TEXANS-Johnson 12-170, 2 TDs; Armstrong 6-101, TD; Davis 4-31; Gaffney 2-30; Bradford 2-13; Bruener 1-27.

VIKINGS-Moore 12-90; M.Robinson 9-150, 2 TDs; Moss 5-90, 2 TDs; Owens 3-17; Burleson 3-16, TD; Campbell 2-21; Ned 1-9; Howry 1-3.

SUMMARY

The Texans (2-3) fell to the Minnesota Vikings at Reliant Stadium 34-28 in overtime after rallying from a 21-0 deficit. The wide receivers stole the show, as Houston WR Andre Johnson set franchise records with 12 catches for 170 yards and two touchdowns while WR Derrick Armstrong caught six passes for 101 yards and a score. Minnesota WR Randy Moss caught five for 90 yards and a pair of scores and fellow WR Marcus Robinson grabbed nine balls for 150 yards and two scores, including the game-winning 50-yarder in overtime. Houston scored 21 points in the fourth quarter to tie the game at 28 before Robinson won it in extra time.

GAME #6
TEXANS 20, TITANS 10
THE COLISEUM, OCTOBER 17, 2004
ATTENDANCE: 68,932

	1Q	2Q	3Q	4Q	OT	Final
HOUSTON TEXANS	3	10	0	7		20
TENNESSEE TITANS	0	10	0	0		10

TEXANS K. Brown 21 FG
TITANS Bennett 10 pass from McNair (Anderson kick)
TEXANS Gaffney 20 pass from Carr (K. Brown kick)
TITANS Anderson 40 FG
TEXANS K. Brown 50 FG
TEXANS Wells 4 run (K. Brown kick)

	TEXANS	TITANS
First Downs	19	19
Total Net Yards	345	305
Net Yards Rushing	98	101
Net Yards Passing	247	204
(Att/Comp/Int)	26-16-1	41-19-4
Punts-Average	5-38.6	6-47.0
Fumbles-Lost	2-1	1-0
Sacks-Yards	2-19	1-6
Penalties-Yards	4-19	4-35
Time of Possession	32:38	27:22

RUSHING: TEXANS- Wells 22-73, TD; Davis 10-25; Carr 5-0.

TITANS-C.Brown 13-52; McNair 4-33; A.Smith 4-16; Holcombe 1-0.

PASSING: TEXANS- Carr 16-26, 266 yards, 1 TD, 1 INT.
TITANS-McNair 19-41, 210 yards, 1 TD, 4 INTs.

RECEIVING: TEXANS-Gaffney 5-85, TD; Johnson 4-66; Armstrong 3-37; Bradford 2-65; Miller 1-9; Wells 1-4.
TITANS-Mason 5-74; Bennett 5-59, TD; Berlin 4-50; Troupe 2-12; Holcombe 1-5; C.Brown 1-5; A.Smith 1-5.

SUMMARY

Houston (3-3) beat Tennessee 20-10 to pick up its first-ever win against the Titans at The Coliseum. The Texans scored on their opening drive with K Kris Brown's 21-yard field goal to go ahead 3-0. The lead held until the second quarter when Tennessee QB Steve McNair connected with WR Drew Bennett on a 10-yard touchdown strike to give the Titans a 7-3 advantage. Houston's offense answered on the next drive when QB David Carr found WR Jabar Gaffney in the corner of the end zone for a 20-yard touchdown to put the Texans up 10-7. The Titans scored on their next series when K Gary Anderson booted a 40-yard field goal to tie things up at 10. Houston scored once more before the end of the first half on Brown's 50-yard field goal to give the Texans a 13-10 lead heading into intermission. Following a scoreless third quarter, Houston RB Jonathan Wells plunged in from four yards out to give the Texans a 20-10 lead which they would not relinquish. Houston's defense intercepted McNair four times on the day, including rookie CB Dunta Robinson's third of the season.



2004 SEASON-IN-REVIEW

GAME #7
TEXANS 20, JAGUARS 6
RELIANT STADIUM, OCTOBER 31, 2004
ATTENDANCE: 70,502

	1Q	2Q	3Q	4Q	OT	Final
JACKSONVILLE JAGUARS	0	3	0	3		6
HOUSTON TEXANS	7	3	0	10		20

TEXANS Bradford 15 pass from Carr (K. Brown kick)
JAGUARS Scobee 44 FG
TEXANS K. Brown 38 FG
TEXANS K. Brown 21 FG
JAGUARS Scobee 36 FG
TEXANS Faggins 43 interception return (K. Brown kick)

	TEXANS	JAGUARS
First Downs	24	14
Total Net Yards	369	287
Net Yards Rushing	93	39
Net Yards Passing	276	248
(Att/Comp/Int)	35-26-0	42-27-2
Punts-Average	4-38.8	4-47.0
Fumbles-Lost	2-2	1-0
Sacks-Yards	0-0	1-7
Penalties-Yards	8-75	11-80
Time of Possession	35:06	24:54

RUSHING: TEXANS- Davis 22-56; Carr 3-15; Gaffney 2-15; Stanley 1-5; Wells 4-2.
JAGUARS-Toefield 5-22; Taylor 3-9; Leftwich 2-5; Jones 2-3.

PASSING: TEXANS- Carr 26-34, 276 yards, 1 TD; Banks 0-1, 0 yards.
JAGUARS-Leftwich 25-40, 227 yards, 2 INT; Garrard 2-2, 28 yards.

RECEIVING: TEXANS-Johnson 9-74; Gaffney 5-88; Davis 5-39; Bradford 3-52, TD; Wells 2-7; Armstrong 1-11; Miller 1-5.
JAGUARS-Smith 9-117; Edwards 5-43; Williams 5-27; Toefield 4-28; Jones 1-18; Taylor 1-10; Edwards 1-9; Jones 1-3.

SUMMARY

The Texans (4-3) defeated the Jaguars 20-6 at Reliant Stadium, giving Houston a winning record through seven games, the latest such point in team history. Houston scored first when QB David Carr connected with WR Corey Bradford on a 15-yard touchdown pass in the first quarter to give Houston a 7-0 lead. Jacksonville got on the board in the second quarter when K Josh Scobee hit a 44-yard field goal to cut the lead 7-3. K Kris Brown then nailed a 38-yarder to give Houston a 10-3 halftime lead. After a scoreless third quarter, a 21-yard Brown field goal extended the lead to 13-3. Jacksonville kept fighting and got three more points on a 36-yard Scobee field goal to put the score at 13-6. The game was still in doubt until Texans CB DeMarcus Faggins picked Jacksonville QB Byron Leftwich and raced 43 yards into the end zone to seal a 20-6 Texans victory on Battle Red Day.

GAME #8
BRONCOS 31, TEXANS 13
INVESCO Field at Mile High, NOVEMBER 7, 2004
ATTENDANCE: 74,292

	1Q	2Q	3Q	4Q	OT	Final
HOUSTON TEXANS	0	7	0	6		13
DENVER BRONCOS	7	17	7	0		31

BRONCOS Putzier 34 pass from Plummer (Elam kick)
BRONCOS Elam 52 FG
TEXANS Davis 1 run (K. Brown kick)
BRONCOS Lelie 40 pass from Plummer (Elam kick)
BRONCOS Smith 13 pass from Plummer (Elam kick)
BRONCOS K.Johnson 23 pass from Plummer (Elam kick)
TEXANS Davis 1 run (pass failed)

	TEXANS	BRONCOS
First Downs	22	21
Total Net Yards	331	364
Net Yards Rushing	103	139
Net Yards Passing	228	225
(Att/Comp/Int)	41-22-0	24-16-0
Punts-Average	6-46.7	6-34.5
Fumbles-Lost	0-0	0-0
Sacks-Yards	4-17	1-9
Penalties-Yards	9-109	4-50
Time of Possession	27:55	32:05

RUSHING: TEXANS-Davis 19-71, 2 TDs; Hollings 2-15; Carr 5-10; Wells 1-7.
BRONCOS-Droughns 29-120; Hearst 5-13; Watts 1-4; Plummer 1-2.

PASSING: TEXANS-Carr 22-41, 245 yards.
BRONCOS-Plummer 16-24, 234 yards, 4 TDs.

RECEIVING: TEXANS-Gaffney 6-86; Armstrong 6-84; Johnson 3-28; Hollings 3-16; Davis 2-19; Norris 1-7; Bradford 1-5.
BRONCOS-Lelie 4-81, TD; K.Johnson 3-46, TD; Smith 3-29, TD; Putzier 2-48, TD; Carswell 2-19; Droughns 1-6; Watts 1-5.

SUMMARY

Looking to win three consecutive games for the first time, the Texans (4-4) fell flat in Denver as the Broncos cruised to a 31-13 win at INVESCO Field. Denver scored first when QB Jake Plummer found TE Jeb Putzier on a 34-yard scoring strike to give Denver a 7-0 lead at the end of the first quarter. After a Houston punt, Denver K Jason Elam booted a 52-yard field goal to extend the Broncos lead to 10-0. Houston RB Domanick Davis scored from one yard out following a blocked punt to make the score 10-7. The Broncos answered with a 40-yard bomb from Plummer to WR Ashley Lelie to give Denver a 17-7 lead with under two minutes remaining in the first half. After another Texans punt Plummer engineered a textbook two-minute drill, ultimately finding WR Rod Smith for a 13-yard touchdown to give Denver a commanding 24-7 lead at halftime. After another touchdown made it 31-7, Davis punched in his second touchdown of the day which, after a failed two-point conversion attempt, made it 31-13.

2004 SEASON-IN-REVIEW



GAME #9
COLTS 49, TEXANS 14
RCA DOME, NOVEMBER 14, 2004
ATTENDANCE: 56,511

GAME #10
PACKERS 16, TEXANS 13
RELIANT STADIUM, NOVEMBER 21, 2004
ATTENDANCE: 70,769

	1Q	2Q	3Q	4Q	OT	Final
HOUSTON TEXANS	0	0	7	7		14
INDIANAPOLIS COLTS	7	14	21	7		49

COLTS Stokley 4 pass from Manning (Vanderjagt kick)
COLTS Wayne 5 pass from Manning (Vanderjagt kick)
COLTS Clark 1 pass from Manning (Vanderjagt kick)
COLTS Stokley 69 pass from Manning (Vanderjagt kick)
COLTS Sanders 37 fumble return (Vanderjagt kick)
TEXANS COLTS Davis 1 run (K. Brown kick)
COLTS Clark 80 pass from Manning (Vanderjagt kick)
TEXANS COLTS Davis 1 run (K. Brown kick)
COLTS Hutchins 77 interception return (Vanderjagt kick)

	TEXANS	COLTS
First Downs	20	17
Total Net Yards	302	398
Net Yards Rushing	132	86
Net Yards Passing	170	312
(Att/Comp/Int)	41-22-3	27-18-2
Punts-Average	4-33.8	3-41.0
Fumbles-Lost	3-1	1-0
Sacks-Yards	5-45	1-8
Penalties-Yards	8-65	11-85
Time of Possession	35:41	24:19

RUSHING: TEXANS-Davis 31-98, 2 TDs; Johnson 1-14; Carr 3-10; Wells 2-10.
COLTS-James 20-86.

PASSING: TEXANS-Carr 22-41, 215 yards, 3 INTs
COLTS-Manning 18-27, 320 yards, 5 TDs, 2 INTs.

RECEIVING: TEXANS-Davis 7-54; Johnson 6-59; Gaffney 3-41; Bradford 2-38; Armstrong 1-14; Miller 1-6; Norris 1-4; Wells 1-(-1).
COLTS-Stokley 5-132, 2 TDs; Wayne 4-33, TD; Clark 3-102, 2 TDs; Harrison 2-22; Pollard 2-17; James 2-14.

SUMMARY

The Colts defeated the Texans (4-5) 49-14 at the RCA Dome behind five touchdown passes from QB Peyton Manning. Indianapolis raced out to a 35-0 lead before Houston finally found the end zone when RB Domanick Davis scored from a yard out with 2:29 left in the third quarter, cutting the lead to 35-7. After another Colts touchdown, Davis punched in another one-yard touchdown run to make it 42-14 in the fourth quarter. The Colts added insult to injury with 1:47 left in the game as CB Von Hutchins picked off Houston QB David Carr and raced to the end zone to seal the Colts 49-14 win. CB Aaron Glenn and LB Antwan Peek each intercepted Manning, providing the lone bright spots on defense.

	1Q	2Q	3Q	4Q	OT	Final
GREEN BAY PACKERS	0	3	0	13		16
HOUSTON TEXANS	0	13	0	0		13

PACKERS Longwell 23 FG
TEXANS Davis 6 pass from Carr (K. Brown kick)
TEXANS K. Brown 46 FG
TEXANS K. Brown 40 FG
PACKERS Driver 24 pass from Favre (Longwell kick)
PACKERS Longwell 39 FG
PACKERS Longwell 46 FG

	TEXANS	PACKERS
First Downs	13	22
Total Net Yards	251	473
Net Yards Rushing	107	90
Net Yards Passing	144	383
(Att/Comp/Int)	27-13-0	50-33-2
Punts-Average	7-44.0	3-40.0
Fumbles-Lost	0-0	0-0
Sacks-Yards	2-20	0-0
Penalties-Yards	3-25	10-90
Time of Possession	27:54	32:06

RUSHING: TEXANS-Davis 21-65; Carr 3-36; Gaffney 2-15; Johnson 1-(-9).

PACKERS-Williams 6-42; Favre 2-16; Green 5-15; Fisher 7-14; Luchey 1-3.

PASSING: TEXANS-Carr 13-26, 164 yards, 1 TD; Gaffney 0-1, 0 yards.

PACKERS-Favre 33-50, 383 yards, 2 INT, 1 TD.

RECEIVING: TEXANS-Johnson 6-107; Davis 6-41, TD; Armstrong 1-16.

PACKERS-Driver 10-148, TD; Walker 9-88; Ferguson 4-44; Fisher 4-18; Franks 2-43; Chatman 2-17; Henderson 1-20; Steele 1-5.

SUMMARY

The Texans (4-6) fell to Green Bay 16-13 on a last-second field goal at Reliant Stadium. Packers K Ryan Longwell opened the scoring when he split the uprights from 23 yards out to give Green Bay a 3-0 advantage in the second quarter. Houston RB Domanick Davis got the Texans on the board when he hauled in a six-yard touchdown pass from QB David Carr to give the Texans a 7-3 lead. Houston K Kris Brown extended the lead to 13-3 at halftime with field goals of 46 and 40 yards. After a scoreless third period, Green Bay staged a 13-point rally in the fourth quarter for the victory. Green Bay QB Brett Favre found WR Donald Driver from 24 yards out to cut the Texans lead to 13-10. After a Texans punt, Longwell hit from 39 yards out to tie the score at 13. Houston's offense was unable to get anything going in the second half, and at the two-minute warning, Green Bay began to drive again and with just two seconds remaining in the game, Longwell kicked the game-winning 46-yard field goal to give Green Bay a 16-13 win as time ran out.



2004 SEASON-IN-REVIEW

GAME #11
TEXANS 31, TITANS 21
RELIANT STADIUM, NOVEMBER 28 2004
ATTENDANCE: 70,721

GAME #12
JETS 29, TEXANS 7
GIANTS STADIUM, DECEMBER 5, 2004
ATTENDANCE: 77,875

	1Q	2Q	3Q	4Q	OT	Final
TENNESSEE TITANS	14	7	0	0		21
HOUSTON TEXANS	3	7	14	7		31

TITANS Kinney 12 pass from McNair (Anderson kick)
TITANS Kinney 11 pass from McNair (Anderson kick)
TEXANS K. Brown 29 FG
TITANS Mason 4 pass from McNair (Anderson kick)
TEXANS Wells 7 run (K. Brown kick)
TEXANS Miller 14 pass from Carr (K. Brown kick)
TEXANS Johnson 11 pass from Carr (K. Brown kick)
TEXANS Davis 41 run (K. Brown kick)

	TEXANS	TITANS
First Downs	19	23
Total Net Yards	328	355
Net Yards Rushing	149	134
Net Yards Passing	179	221
(Att/Comp/Int)	30-21-1	34-25-1
Punts-Average	3-45.3	3-42.3
Fumbles-Lost	0-0	4-2
Sacks-Yards	3-22	1-6
Penalties-Yards	3-36	5-37
Time of Possession	27:05	32:55

RUSHING: TEXANS-Davis 16-129, TD; Wells 3-10, TD; Carr 2-10.

TITANS-Smith 21-90; McNair 3-24; Holcombe 1-20.

PASSING: TEXANS-Carr 21-30, 201 yards, 2 TDs, 1 INT.
TITANS-McNair 25-34, 227 yards, 3 TDs, 1 INT.

RECEIVING: TEXANS-Davis 7-52; Miller 4-42, TD; Johnson 4-34, TD; Bradford 3-32; Armstrong 1-20; Bruener 1-12; Wells 1-9.

TITANS-Mason 8-87, TD; Kinney 6-53, 2 TDs; Bennett 5-54; Meier 2-12; Smith 2-11; Troupe 1-6; Holcombe 1-4.

SUMMARY

The Texans (5-6) clawed back from an 18-point deficit to defeat the Titans for the second time this season, sweeping an AFC South opponent for the first time in club history. The Texans' 31 points set a team record. Tennessee raced out to a 21-3 second-quarter lead thanks to a trio of touchdown passes from QB Steve McNair with a 29-yard field goal from Houston K Kris Brown sandwiched in the middle. RB Jonathan Wells started the 28-point onslaught with a seven-yard scoring run to make it 21-10 at halftime. QB David Carr connected with TE Billy Miller on a 14-yard touchdown strike to finish the opening drive of the second half and make it 21-17. Houston's defense forced a fumble on the next series to set up Carr's 11-yard scoring pass to WR Andre Johnson, putting Houston up 24-21. RB Domanick Davis capped the comeback with a 41-yard jaunt in the fourth quarter to seal the 31-21 victory.

	1Q	2Q	3Q	4Q	OT	Final
HOUSTON TEXANS	0	7	0	0		7
NEW YORK JETS	3	3	7	16		29

JETS Brien 41 FG
JETS Brien 26 FG
TEXANS Davis 2 run (K. Brown kick)
JETS Martin 4 run (Brien kick)
JETS Martin 5 pass from Pennington (pass failed)
JETS Becht 2 pass from Pennington (Brien kick)
JETS Brien 25 FG

	TEXANS	JETS
First Downs	13	26
Total Net Yards	230	360
Net Yards Rushing	83	210
Net Yards Passing	147	150
(Att/Comp/Int)	25-12-2	27-20-1
Punts-Average	3-39.0	2-40.0
Fumbles-Lost	1-0	0-0
Sacks-Yards	2-10	1-5
Penalties-Yards	5-48	6-49
Time of Possession	25:17	34:43

RUSHING: TEXANS-Davis 17-52; Carr 4-16; Wells 2-9; Johnson 1-6; Norris 1-0.

JETS-Martin 23-134, TD; Jordan 11-60; Pennington 2-16.

PASSING: TEXANS-Carr 12-25, 157 yards, 2 INT.

JETS-Pennington 20-27, 155 yards, 2 TDs, 1 INT.

RECEIVING: TEXANS-Johnson 7-125; Gaffney 2-21; Armstrong 1-7; Davis 1-4, TD; Norris 1-0.

JETS-Sowell 5-38; McCareins 4-47; Martin 4-20, TD; Chrebet 2-25; Carter 2-18; Moss 1-6; Becht 1-2, TD; Jordan 1-(-1).

SUMMARY

The Texans (5-7) fell 29-7 to the New York Jets at The Meadowlands. The Jets took an early 3-0 lead thanks to a 41-yard field goal from K Doug Brien on their opening drive. On the first play of Houston's ensuing drive, RB Domanick Davis took the handoff, broke a few holes and raced 60 yards into the end zone, but his celebration was cut short after a holding call brought the play back to the Houston 30. The drive ultimately stalled and on New York's ensuing possession, Brien booted a 26-yarder to extend the lead to 6-0. Davis punched in a touchdown on the next drive and the Texans took a 7-6 lead. Texans CB Dunta Robinson then picked off Pennington's intended pass for Jets WR Justin McCareins, returning the theft 20 yards to the Jets 36. QB David Carr's first pass was picked off to end the threat. The Jets rattled off 23 unanswered points in the second half, including 16 in the fourth quarter, to cruise to the victory. WR Andre Johnson led the way for the Texans offense with seven catches for 125 yards.

2004 SEASON-IN-REVIEW



GAME #13
COLTS 23, TEXANS 14
RELIANT STADIUM, DECEMBER 12, 2004
ATTENDANCE: 70,762

	1Q	2Q	3Q	4Q	OT	Final
INDIANAPOLIS COLTS	14	0	3	6		23
HOUSTON TEXANS	0	7	7	0		14

COLTS Harrison 3 pass from Manning (Vanderjagt kick)
COLTS Wayne 12 pass from Manning (Vanderjagt kick)
TEXANS Wells 3 pass from Carr (K. Brown kick)
COLTS Vanderjagt 30 FG
TEXANS Davis 15 run (K. Brown kick)
COLTS Vanderjagt 43 FG
COLTS Vanderjagt 44 FG

	TEXANS	COLTS
First Downs	17	22
Total Net Yards	273	382
Net Yards Rushing	148	101
Net Yards Passing	125	281
(Att/Comp/Int)	21-16-1	33-26-0
Punts-Average	4-43.3	3-37.7
Fumbles-Lost	1-1	2-0
Sacks-Yards	5-42	2-17
Penalties-Yards	6-30	8-50
Time of Possession	27:41	32:19

RUSHING: TEXANS-Davis 23-128, TD; Carr 4-19; Wells 1-1.

COLTS-James 28-104; Manning 2 (-3).

PASSING: TEXANS-Carr 16-21, 167 yards, 1 TD, 1 INT.

COLTS-Manning 26-33, 298 yards, 2 TDs.

RECEIVING: TEXANS- Davis 6-73; Johnson 3-34; Bradford 2-27; Miller 2-23; Wells 2-8, TD; Norris 1-2.

COLTS-Wayne 7-96, TD; James 7-54; Pollard 4-42; Stokley 3-54; Harrison 3-26, TD; Clark 2-26.

SUMMARY

The Indianapolis Colts defeated the Houston Texans (5-8) 23-14 at Reliant Stadium. Following an interception on Houston's opening drive, Colts QB Peyton Manning found WR Marvin Harrison on Indianapolis' first possession for a three-yard touchdown to give Indy a 7-0 lead. On Indy's next drive, Manning fired a 12-yard scoring strike to WR Reggie Wayne to give the Colts a two-touchdown lead. Texans QB David Carr found RB Jonathan Wells for a three-yard touchdown pass to cut the Colts lead 14-7 going into halftime. Colts K Mike Vanderjagt made a 30-yard field goal on the opening drive of the second half to extend the lead to 17-7. The Texans answered with a 15-yard touchdown run by RB Domanick Davis to cut the lead 17-14. A pair of field goals by Vanderjagt in the fourth quarter, from 43 and 44 yards, put the game out of reach. CB Dunta Robinson had a strong game on defense, sacking Manning twice and forcing a fumble. Davis finished the day with 128 yards rushing yards and 201 total yards, a new personal best. It was Davis' second 100-yard rushing game in 2004 and sixth of his career.

GAME #14
TEXANS 24, BEARS 5
SOLDIER FIELD, DECEMBER 19, 2004
ATTENDANCE: 62,122

	1Q	2Q	3Q	4Q	OT	Final
HOUSTON TEXANS	0	7	0	17		24
CHICAGO BEARS	0	0	2	3		5

TEXANS Bradford 37 pass from Carr (K. Brown kick)
BEARS Penalty on Carr enforced in end zone for Safety
BEARS Edinger 43 FG
TEXANS K. Brown 20 FG
TEXANS Davis 11 run (K. Brown kick)
TEXANS Anderson 60 fumble return (K. Brown kick)

	TEXANS	BEARS
First Downs	15	11
Total Net Yards	314	203
Net Yards Rushing	106	54
Net Yards Passing	208	149
(Att/Comp/Int)	28-13-0	35-17-2
Punts-Average	7-30.7	7-42.1
Fumbles-Lost	0-0	5-2
Sacks-Yards	2-12	2-19
Penalties-Yards	10-89	5-50
Time of Possession	31:34	28:26

RUSHING: TEXANS-Davis 25-95, TD; Carr 6-8; Wells 3-3.

BEARS-Jones 15-40; Thomas 6-21; Hutchinson 3-0; Berrian 2 (-7).

PASSING: TEXANS-Carr 13-28, 220 yards, 1 TD.

BEARS-Hutchinson 17-34, 168 yards, 1 INT.

RECEIVING: TEXANS- Gaffney 4-109; Davis 4-22; Bradford 3-58, TD; Johnson 2-31.

BEARS-Jones 7-37; Terrell 3-41; B.Wade 2-23; Thomas 1-19; Gage 1-18; Clark 1-14; Berrian 1-9; McKie 1-7.

SUMMARY

The Texans (6-8) rode their best defensive effort of their brief history en route to a 24-5 win over the Bears at Soldier Field. The Texans' defense forced four turnovers and scored a defensive touchdown. Texans RB Domanick Davis rushed for 95 yards and a touchdown as Houston weathered its coldest game in team annals (12 degrees). After a scoreless first quarter, Texans QB David Carr sailed a pass over WR Corey Bradford's shoulder for a 37-yard touchdown strike to give Houston a 7-0 lead. The Bears got on the board in the third quarter when their defense pressured Carr and he was forced to throw out of the end zone. His incomplete pass was tagged as an intentional grounding penalty giving the Bears a safety. A fourth-quarter field goal made it 7-5. Houston answered swiftly with a 20-yard field goal from K Kris Brown to extend the lead to 10-5. Davis scored from 11 yards out to give the Texans a 17-5 lead. With under five minutes remaining, Texans LB Charlie Anderson scooped up a Bears fumble and sprinted 60 yards to paydirt, sealing the 24-5 win.



TEXANS

2004 SEASON-IN-REVIEW

GAME #15
TEXANS 21, JAGUARS 0
ALLTEL STADIUM, DECEMBER 26, 2004
ATTENDANCE: 66,227

	1Q	2Q	3Q	4Q	OT	Final
HOUSTON TEXANS	7	7	0	7		21
JACKSONVILLE JAGUARS	0	0	0	0		0

TEXANS Davis 1 run (K. Brown kick)
TEXANS Johnson 10 pass from Carr (K. Brown kick)
TEXANS Peek 66 fumble return (K. Brown kick)

	TEXANS	JAGUARS
First Downs	19	6
Total Net Yards	333	126
Net Yards Rushing	211	95
Net Yards Passing	131	54
(Att/Comp/Int)	20-14-2	21-10-1
Punts-Average	5-44.2	7-45.3
Fumbles-Lost	2-0	3-2
Sacks-Yards	4-17	3-23
Penalties-Yards	6-50	5-45
Time of Possession	38:58	21:02

RUSHING: TEXANS-Davis 31-158, TD; Wells 5-34; Carr 8-27.

JAGUARS-Jones 9-38; Fuamatu-Ma'afala 4-25; Leftwich 4-19; Toefield 3-13.

PASSING: TEXANS-Carr 13-19, 131 yards, 1 TD, 2 INTs.
JAGUARS-Leftwich 6-14, 35 yards, 1 INT; Garrard 4-7, 19 yards.

RECEIVING: TEXANS-Davis 4-31; Johnson 4-46, TD; Gaffney 3-39; Armstrong 1-8; Miller 1-7.

JAGUARS-Edwards 3-24; Smith 2-17; Toefield 2-(-5); Wilford 1-9; Allen 1-5; Brady 1-4.

SUMMARY

The Texans (7-8) defeated the Jaguars for the second time this season and finished division play with a 4-2 mark and sweep over both the Jaguars and Titans. Houston's 21-0 win marked the first shutout in team history. The offense piled up 333 yards and held the ball for nearly 40 minutes, while the defense held Jacksonville to a mere 126 total yards and forced three turnovers. Houston got the ball first and wasted no time marching down the field before RB Domanick Davis plunged into the end zone from one yard out to give Houston a 7-0 lead. In the second quarter, QB David Carr found WR Andre Johnson in the left corner of the end zone from 10 yards out and the Texans took a 14-0 lead. LB Kailee Wong intercepted Jacksonville QB David Garrard in the third quarter, but the offense couldn't convert the turnover into points. In the fourth quarter, Texans CB Dunta Robinson stripped the ball out of WR Troy Edwards hands. The ball sailed right into the hands of Texans LB Antwan Peek, who rumbled 66 yards for his first career touchdown extending the Texans lead 21-0. On the Jaguars next possession, Texans LB Jamie Sharper nailed Toefield and LB Jason Babin recovered the fumbled ball to give the Texans offense the opportunity to run out the clock for a shutout.

GAME #16
BROWNS 22, TEXANS 14
RELIANT STADIUM, JANUARY 2, 2005
ATTENDANCE: 70,724

	1Q	2Q	3Q	4Q	OT	Final
CLEVELAND BROWNS	3	6	7	6		22
HOUSTON TEXANS	7	0	0	7		14

BROWNS Dawson 45 FG
TEXANS Wells 6 pass from Carr (K. Brown kick)
BROWNS Dawson 22 FG
BROWNS Dawson 29 FG
BROWNS Heiden 9 pass from Holcomb (Dawson kick)
BROWNS Dawson 45 FG
BROWNS Dawson 22 FG
TEXANS Davis 1 run (K. Brown kick)

	TEXANS	BROWNS
First Downs	18	18
Total Net Yards	238	364
Net Yards Rushing	136	137
Net Yards Passing	102	227
(Att/Comp/Int)	27-16-0	29-20-2
Punts-Average	7-43.1	3-32.7
Fumbles-Lost	1-1	0-0
Sacks-Yards	6-28	1-1
Penalties-Yards	8-55	6-46
Time of Possession	25:55	34:05

RUSHING: TEXANS-Davis 17-103, TD; Carr 5-28; Wells 2-5.

BROWNS-Suggs 26-131; Northcutt 1-4; Jackson 1-4; Green 2-0; Holcomb 2-(-2).

PASSING: TEXANS-Carr 15-25, 114 yards, 1 TD; Banks 1-1, 16 yards; Gaffney 0-1, 0 yards.

BROWNS-Holcomb 20-29, 228 yards, 1 TD, 2 INTs.

RECEIVING: TEXANS-Davis 5-42; Miller 3-20; Bradford 2-24; Wells 2-14, TD; Johnson 2-13; Gaffney 1-11; Armstrong 1-6.

BROWNS-Bryant 7-87; Northcutt 5-85; Suggs 3-23; Heiden 2-20, TD; Shea 2-5; King 1-8.

SUMMARY

The Texans (7-9) wrapped up their 2004 season on a sour note, falling to the Browns 22-14 at Reliant Stadium. Browns K Phil Dawson provided 15 of his team's points with five FGs. RB Domanick Davis rushed for 103 yards and one score, but the Texans had just 102 net passing yards as the Browns sacked QB David Carr six times. After Dawson's 45-yard field goal gave Cleveland a 3-0 lead early, the Texans answered on the ensuing drive when QB David Carr hit RB Jonathan Wells on a six-yard touchdown strike to put Houston up 7-3. Cleveland then proceeded to reel off 19 consecutive points over the next three quarters to go up 22-7. The Texans weren't ready to throw in the towel as Davis punched in a one-yard touchdown run to bring the score to 22-14. Texans K Kris Brown attempted an onside kick to give Houston one last scoring shot but Cleveland recovered the ball to secure a 22-14 win in the last week of the season.



TEXANS

2003 SEASON-IN-REVIEW

Youth carried Texans in second season

The Texans capped off an improved season from their inaugural debut with a 5-11 record, overcoming the NFL's most difficult schedule (.570 opponent winning percentage).

The Texans started the season with a 21-20 upset after breaking Miami's 11-game winning streak in season openers. They played three of the four division winners in the AFC and beat NFC South winner Carolina Panthers (14-10). In the Texans' last seven games at Reliant Stadium, the outcome was dependent on the final drive of the game with the Texans winning three and their opponents winning four.

Rookie RB Domanick Davis and rookie WR Andre Johnson opened eyes around the league in 2003, combining for seven Rookie of the Week honors. Davis became the first Texans player to eclipse the 1,000-yard mark (1,031 yards). Johnson fell 24 yards short of 1,000 (976 yards) on 66 receptions. With David Carr completing this potent offensive trio, Texans fans are very optimistic about the near future.

Even though the defense was riddled by injuries all year, with nine of the Texans' 17 players on the reserved/injured list coming on the defensive side of the ball, every member did their part to keep games close. In fact, the games were so close that the last seven games played in Reliant Stadium came down to the last possession. LB Jamie Sharper led the defense with a league-leading 195 tackles on the season, starting every game of the year. Despite the Texans' injury-plagued season marked by close losses, the Texans move into the off-season with a solid and young foundation to build on for next year.



PRESEASON

Sat., Aug. 9	DENVER	L	12-20
Fri., Aug. 15	at Dallas	L	6-34
Sat., Aug. 23	SAN DIEGO	L	17-19
Thur., Aug. 28	at Tampa Bay	L	3-34

REGULAR SEASON

Sun., Sept. 7	at Miami	W	21-20
Sun., Sept. 14	at New Orleans	L	10-31
Sun., Sept. 21	KANSAS CITY	L	14-42
Sun., Sept. 28	JACKSONVILLE	W	24-20
Sun., Oct. 5	Open Date		
Sun., Oct. 12	at Tennessee	L	17-38
Sun., Oct. 19	NY JETS	L	14-19
Sun., Oct. 26	at Indianapolis	L	21-30
Sun., Nov. 2	CAROLINA	W	14-10
Sun., Nov. 9	at Cincinnati	L	27-34
Sun., Nov. 16	at Buffalo	W	12-10
Sun., Nov. 23	NEW ENGLAND	L	20-23 OT
Sun., Nov. 30	ATLANTA	W	17-13
Sun., Dec. 7	at Jacksonville	L	0-27
Sun., Dec. 14	at Tampa Bay	L	3-16
Sun., Dec. 21	TENNESSEE	L	24-27
Sun., Dec. 28	INDIANAPOLIS	L	17-20





2003 SEASON-IN-REVIEW

WON-5

9/07	W	21-20
9/14	L	10-31
9/21	L	14-42
9/28	W	24-20
10/12	L	17-38
10/19	L	14-19
10/26	L	21-30
11/02	W	14-10
11/09	L	27-34
11/16	W	12-10
11/23	L	20-23 OT
11/30	W	17-13
12/07	L	0-27
12/14	L	3-16
12/21	L	24-27
12/28	L	17-20

*Sellouts

LOST-11

@ Miami	*73,010
@ New Orleans	*68,390
KANSAS CITY	*70,487
JACKSONVILLE	*70,041
@ Tennessee	*68,809
NEW YORK JETS	*70,623
@ Indianapolis	*56,132
CAROLINA	*70,052
@ Cincinnati	50,437
@ Buffalo	*72,677
NEW ENGLAND	*70,719
ATLANTA	*70,388
@ Jacksonville	43,363
@ Tampa Bay	*65,124
TENNESSEE	*70,758
INDIANAPOLIS	*70,680

	Texans	Opp.
TOTAL FIRST DOWNS	237	336
Rushing	86	130
Passing	127	179
Penalty	24	27
3rd Down: Made / Att.	63/204	89/222
3rd Down Pct.	30.9	40.1
4th Down: Made / Att.	9/14	10/14
4th Down Pct.	64.3	71.4
TIME OF POSSESSION	27:39	32:21
TOTAL NET YARDS	4306	6082
Avg. Per Game	269.1	380.1
Total Plays	896	1054
Avg. Per Play	4.8	5.8
NET YARDS RUSHING	1651	2370
Avg. Per Game	103.2	148.1
Total Rushes	421	533
Avg. Per Play	3.9	4.4
NET YARDS PASSING	2655	3712
Avg. Per Game	165.9	232.0
Sacked / Yards Lost	36/186	19/123
Gross Yards	2841	3835
Att. / Completions	439/248	502/297
Completion Pct.	56.5	59.2
Had Intercepted	18	14
PUNTS / AVERAGE	97/41.5	75/41.7
NET PUNTING AVG.	36.7	35.8
PENALTIES / YARDS	121/961	96/767
FUMBLES / BALL LOST	18/9	18/8
TOUCHDOWNS	29	42
Rushing	14	15
Passing	14	22
Returns	1	5

SCORE BY PERIODS	1	2	3	4	OT	Total
TEXANS	23	87	84	61	0	255
OPPONENTS	64	115	73	125	3	380

SCORING	TD	Ru	Pa	Rt	PAT	FG	S	TP
Brown	0	0	0	0	27/27	18/22	0	81
Davis	8	8	0	0			0	48
Bradford	4	0	4	0			0	24
Johnson	4	0	4	0			0	24
Mack	4	4	0	0			0	24
Miller	3	0	3	0			0	18
Carr	2	2	0	0			0	12
Gaffney	2	0	2	0			0	12
Armstrong	1	0	1	0			0	6
McCreary	1	0	0*	1			0	6
TEXANS	29	14	14	1	27/27	18/22	0	255
OPPONENTS	42	15	22	5#	40/40	28/35	2	380

* McCreary 95-yd int return, vs. TENN (12/21)

D.Rogers 40-yd int return, @ NO (9/14)

D.Hall 73-yd punt return, vs. KC (9/21)

S.Harts 39-yd int return, vs. KC (9/21)

A.Dyson 51-yard int return, @ TEN (10/12)

S.Rolle 61-yard fumble return, vs. TENN (12/21)

PASSING	Att	Comp	Yds	Cmp/p	Yds/Att	TD	TD %	Int	Int %	Long	Sack/Lost	Rating
Carr	295	167	2013	56.6	6.82	9	3.1	13	4.4	78t	15/90	69.5
Banks	102	61	693	59.8	6.79	5	4.9	3	2.9	46t	13/57	84.3
Ragone	40	20	135	50.0	3.38	0	0.0	1	2.5	24	8/39	47.4
Gaffney	1	0	0	0.0	0.00	0	0.0	0	0.0	0	0/0	39.6
TEXANS	439	248	2841	56.5	6.47	14	3.2	18	4.1	78t	36/186	69.7
OPPONENTS	502	297	3835	59.2	7.64	22	4.4	14	2.8	84t	19/123	86.2

RUSHING	No.	Yds	Avg	Long	TD
Davis	238	1031	4.3	51	8
Mack	93	253	2.7	13	4
Carr	27	151	5.6	36	2
Hollings	38	102	2.7	17	0
Ragone	6	51	8.5	14	0
Banks	6	27	4.5	13	0
Wells	5	14	2.8	10	0
Gaffney	1	13	13.0	13	0
Stanley	1	12	12.0	12	0
Simmons	1	7	7.0	7	0
Johnson	5	-10	-2.0	11	0
TEXANS	421	1651	3.9	51	14
OPPONENTS	533	2370	4.4	64	15

RECEIVING	No.	Yds	Avg	Long	TD
Johnson	66	976	14.8	46t	4
Davis	47	351	7.5	17	0
Miller	40	355	8.9	25	3
Gaffney	34	402	11.8	33	2
Bradford	24	460	19.2	78t	4
Mack	9	55	6.1	10	0
Holloway	8	84	10.5	33	0
Armstrong	7	75	10.7	18	1
Norris	7	40	5.7	11	0
Hollings	2	25	12.5	19	0
Wells	2	17	8.5	12	0
Coleman	1	6	6.0	6	0
Ragone	1	-5	-5.0	-5	0
TEXANS	248	2841	11.5	78t	14
OPPONENTS	297	3835	12.9	84t	22

INTERCEPTIONS	No.	Yds	Avg	Long	TD
Coleman	7	95	13.6	41	0
Wright	3	-2	-7	0	0
McCreary	1	95	95.0	95t	1
Stevens	1	12	12.0	12	0
E.Brown	1	5	5.0	5	0
Glenn	1	0	0.0	0	0
TEXANS	14	205	14.6	95t	1
OPPONENTS	18	207	11.5	51t	3

PUNTING	No.	Yds	Avg	Net	TB	In	Lg	B
Stanley	97	4028	41.5	36.7	3	36	58	0
TEXANS	97	3028	41.5	36.7	3	36	58	0
OPPONENTS	75	3130	41.7	35.8	9	20	59	1

PUNT RETURNS	Ret	FC	Yds	Avg	Long	TD
Moses	36	7	244	6.8	40	0
Gaffney	4	1	22	5.5	15	0
TEXANS	40	8	266	6.7	40	0
OPPONENTS	43	37	407	9.5	73t	1

KICKOFF RETURNS	No	Yds	Avg	Long	TD
Moses	58	1355	23.4	70	0
Hollings	8	142	17.8	30	0
Norris	5	71	14.2	19	0
Davis	3	61	20.3	28	0
Vaughn	3	47	15.7	22	0
Wells	2	24	12.0	14	0
T.Martin	1	0	0.0	0	0
TEXANS	80	1700	21.3	70	0
OPPONENTS	53	1149	21.7	49	0

FIELD GOALS	1-19	20-29	30-39	40-49	50+
K. Brown	1/1	3/3	8/8	5/6	1/4
TEXANS	1/1	3/3	8/8	5/6	1/4
OPPONENTS	0/0	13/14	10/12	5/9	0/0

K. Brown: (36G, 43N, 50G, 54N, 23G, 24G, 35G)(30G)() (48G, 50N) (29G) (45G, 33G) (41G,34G) (19G,31G) (40G,52N) () (38G) (49G) (36G)
 OPPONENTS: () (39G)() (29G,20G) (33G) (39G, 30G) (31G,29G,22G) (23G) (40G,40G) (29N,44N,23G,20G) (21G,38N,32G,37B,28G) (49N,35G,42G) (35G,41N,28G) (36G,23G,26G,41B)(41G,26G) (39G,43G)

2003 SEASON-IN-REVIEW



Defensive Statistics

Based on Coaches Film Review

TACKLES	Solo	Asst	Total	Sacks (Yards)	QB Press	INT (Yards)	Pass Defensed	Forced Fumble	Fumble Recovery
Sharper, Jamie	117	78	195	4(19)	3		2	3	
Foreman, Jay	107	73	180	2(3)	3		2	1	2
Brown, Eric	74	46	120	.5 (6)		1(5)	2	3	
DeLoach, Jerry	43	66	109		9		2		
Martin, Steve	46	46	92	1 (6)	13		3		
Wong, Kailee	51	35	86	3 (14)	26		4	1	
Coleman, Marcus	55	22	77		1	7 (95)	23	1	
Sears, Corey	30	45	75	1(10)	7				1
McCree, Marlon	31	28	59			1 (95)	3		
Wright, Kenny	38	15	53	1(9)	1	3 (-2)	14		
Ioane, Junior	21	31	52	.5 (2)	9				
Stevens, Matt	25	14	39			1 (12)	3		1
Foley, Steve	21	9	30	1 (9)	4		1		
Glenn, Aaron	23	6	29			1 (0)	16		
Clemons, Charlie	17	11	28	1 (8)	11		3		2
Peek, Antwan	20	8	28	1(12)	5		3		
Simmons, Jason	16	7	23		1		4		
Walker, Gary	13	9	22		10		1		
Martin, Terrance	6	11	17		2				
Payne, Seth	6	5	11	1(7)	1				
Faggins, Demarcus	6	5	11				12		
Orr, Shantee	6	3	9	2 (18)	3				1
Vaughn, Darrick	7		7				2		
Slechta, Jeremy	2	4	6						
Bell, Jason	1		1				1		
Evans, Troy	1		1						
Walker, Ramon	1		1						
Total	784	577	1361	19 (117)	109	14 (205)	101	9	7

Special Teams Statistics

SPECIAL TEAMS	Solo	Asst	Total	Blocks PAT	Punt	FG	Forced Fumble	Fumble Recovery
Walker, Ramon	13	4	17		1	1		
Bell, Jason	10		15					
Evans, Troy	11	4	15				1	
Simmons, Jason	10	4	14					
Vaughn, Darrick	11	2	13					
Wells, Jonathan	7	6	13					
Norris, Moran	4	4	8					
Wright, Kenny	5	2	7					
McClain, Jimmy	3	3	6					
Brown, Eric	5	1	6			1		
Foley, Steve	5		5					
Brown, Kris	4		4					
Faggins, Demarcus	4		4					
McCree, Marlon	2	1	3				1	
Stevens, Matt	3		3					
Carroll, Travis		3	3					
Pittman, Bryan	2	1	3					
Peek, Antwan	1	1	2					
Orr, Shantee	1	1	2					1
Davis, Domanick	1		1					
Bradford, Corey	1		1					
Clemons, Charlie	1		1					
Coleman, Marcus	1		1					
Wright, Kenny	1		1					
Johnson, Andre	1		1					
Murphy, Matt		1	1					
Burns, Curry		1	1					
Total	107	44	151		1	2	2	1

2003 SEASON-IN-REVIEW



GAME #1

TEXANS 21, DOLPHINS 20

PRO PLAYER STADIUM, SEPTEMBER 7, 2003

ATTENDANCE: 73,010

	1Q	2Q	3Q	4Q	OT	Final
HOUSTON TEXANS	3	3	9	6		21
MIAMI DOLPHINS	0	14	0	6		20

TEXANS K. Brown 36 FG
DOLPHINS Chambers 57 pass from Fiedler (Mare kick)

TEXANS K. Brown 50 FG
DOLPHINS Chambers 21 pass from Fiedler (Mare kick)

TEXANS Bradford 78 pass from Carr (run failed)
TEXANS K. Brown 23 FG
DOLPHINS Williams 35 pass from Fiedler (pass failed)

TEXANS K. Brown 24 FG
TEXANS K. Brown 35 FG

	TEXANS	DOLPHINS
First Downs	16	14
Total Net Yards	393	301
Net Yards Rushing	127	86
Net Yards Passing	266	215
(Att/Comp/Int)	32-17-0	32-17-2
Punts-Average	5-42.8	7-38.0
Fumbles-Lost	0-0	1-1
Sacks-Yards	0-0	2-12
Penalties-Yards	8-67	11-87
Time of Possession	33:18	26:42

RUSHING: TEXANS- Mack 27-89; Davis 6-36; Carr 1-2.
DOLPHINS-Williams 17-69; Chambers 1-12; Minor 1-3; Fiedler 3-2.

PASSING: TEXANS- Carr 17-31, 266 yards, 1 TD.
DOLPHINS-Fiedler 17-32, 227 yards, 2 INT, 3 TD.

RECEIVING: TEXANS-Johnson 6-76; Gaffney 3-70; Miller 3-20; Bradford 2-85, TD; Mack 1-6; Coleman 1-6; Holloway 1-3.

DOLPHINS-Chambers 7-118, 2 TD; Williams 5-60, TD; Konrad 2-16; McMichael 1-16; McKnight 1-12; Lee 1-5.

SUMMARY

The Texans (1-0) became the only NFL expansion team in history to win their opening game for the second consecutive year when they upset the Miami Dolphins 21-20 in Pro Player Stadium. Kris Brown's 36-yard field goal gave Houston an early 3-0 lead. A 57-yard touchdown pass put Miami up 7-3. Brown soon split the up-rights from 50 yards out to bring the score to 7-6, but a 22-yard touchdown pass put Miami up 14-6 at halftime. Midway into the third quarter, Carr hit WR Corey Bradford on a slant that went for a 78-yard touchdown to make it 14-12 after the Texans two-point conversion attempt failed. A 23-yard Brown field goal gave the Texans a 15-14 lead. A 35-yard touchdown pass and failed two-point conversion put Miami back in front 20-15. A 24-yarder from Brown put the Texans within two points, and then with 25 seconds remaining, Brown nailed a 35-yarder to give the Texans a 21-20 victory.

GAME #2

SAINTS 31, TEXANS 10

LOUISIANA SUPERDOME, SEPTEMBER 14, 2003

ATTENDANCE: 68,390

	1Q	2Q	3Q	4Q	OT	Final
HOUSTON TEXANS	0	10	0	0		10
NEW ORLEANS SAINTS	7	0	10	14		31

SAINTS McAllister 24 run (Carney kick)
TEXANS Carr 2 run (K. Brown kick)
TEXANS K. Brown 30 FG
SAINTS Stallworth 35 pass from Brooks (Carney kick)

SAINTS Carney 39 FG
SAINTS Conwell 2 pass from Brooks (Carney kick)
SAINTS Rodgers 40 int. return (Carney kick)

	TEXANS	SAINTS
First Downs	16	12
Total Net Yards	258	292
Net Yards Rushing	75	110
Net Yards Passing	183	182
(Att/Comp/Int)	36-17-2	27-18-0
Punts-Average	8-39.3	7-47.7
Fumbles-Lost	0-0	0-0
Sacks-Yards	5-30	2-7
Penalties-Yards	11-86	9-78
Time of Possession	27:47	32:13

RUSHING: TEXANS- Mack 13-31; Davis 6-23; Carr 4-14; Simmons 1-7.

SAINTS-McAllister 20-96, TD; Fenderson 3-8; Brooks 3-4; Horn 1-2.

PASSING: TEXANS- Carr 17-36, 213 yards, 2 INT.
SAINTS-Brooks 18-27, 189 yards, 2 TDs.

RECEIVING: TEXANS-Johnson 5-71; Gaffney 5-61; Bradford 2-43; Davis 2-26; Miller 2-12; Mack 1-0.

SAINTS-Horn 10-111; McAllister 4-16; Stallworth 2-46, TD; Pathon 1-14; Conwell 1-2, TD.

SUMMARY

After a stellar second half of play, the New Orleans Saints defeated the Texans (1-1) 31-10 at the Louisiana Superdome. a 24-yard touchdown run gave New Orleans a 7-0 lead at the end of the first quarter. QB David Carr dove into the end zone on fourth-and-one to tie the score at seven in the second quarter. K Kris Brown split the up-rights from 30 yards out to give the Texans a 10-7 halftime lead. New Orleans QB Aaron Brooks opened the second half with a 35-yard touchdown toss to WR Donte Stallworth to give the Saints a 14-10 lead. After a Texans punt, K John Carney booted a 39-yarder to extend the Saints lead to 17-10. Brooks hit TE Ernie Conwell from two yards out on the next drive to put New Orleans ahead 24-10 in the fourth. Houston tried to rally late, but Carr's pass to TE Billy Miller was intercepted and returned into the end zone to punctuate the Saints' victory.



2003 SEASON-IN-REVIEW

GAME #3

CHIEFS 42, TEXANS 14
RELIANT STADIUM, SEPTEMBER 21, 2003
ATTENDANCE: 70,487

	1Q	2Q	3Q	4Q	OT	Final
KANSAS CITY CHIEFS	7	7	14	14		42
HOUSTON TEXANS	0	7	0	7		14

CHIEFS Holmes 6 run (Andersen kick)
TEXANS Johnson 43 pass from Carr (K. Brown kick)
CHIEFS Holmes 5 run (Andersen kick)
CHIEFS Kennison 15 pass from Green (Andersen kick)
CHIEFS Hall 73 punt return (Andersen kick)
CHIEFS Blaylock 20 run (Andersen kick)
CHIEFS Harts 39 interception return (Andersen kick)
TEXANS Johnson 4 pass from Banks (K. Brown kick)

	TEXANS	CHIEFS
First Downs	20	27
Total Net Yards	316	426
Net Yards Rushing	107	168
Net Yards Passing	209	258
(Att/Comp/Int)	38-24-2	28-16-2
Punts-Average	6-43.2	4-42.8
Fumbles-Lost	2-2	1-0
Sacks-Yards	1-9	1-4
Penalties-Yards	10-74	4-20
Time of Possession	29:39	30:21

RUSHING: TEXANS- Hollings 7-41; Mack 13-39; Wells 4-14; Carr 1-10; Banks 1-3.

CHIEFS-Holmes 18-89, 2 TDs; Hall 4-33, L.Johnson 6-25; Blaylock 2-19, TD; Green 3-6; Collins 2 (-4).

PASSING: TEXANS- Carr 17-27, 167 yards, 1 TD, 2 INTs; Banks 7-11, 51 yards, 1 TD.

CHIEFS-Green 16-28, 262 yards, 1 TD, 2 INTs.

RECEIVING: TEXANS-Johnson 7-102, 2 TDs; Mack 6-43; Gaffney 5-42; Miller 2-8; Bradford 2-7; Wells 1-12; Holloway 1-4.

CHIEFS-Holmes 4-67; Kennison 4-44, TD; Gonzalez 3-52; Hall 2-17; Morton 1-50; Boerigter 1-27; Easy 1-5.

SUMMARY

Houston (1-2) fell 42-14 to Kansas City in its home opener at Reliant Stadium. RB Priest Holmes got the Chiefs started with a six-yard touchdown run to give Kansas City a 7-0 lead. Houston answered in the second quarter when QB David Carr hit WR Andre Johnson on a 43-yard bomb to tie the game at seven. Holmes scored again from five yards out to give the Chiefs a 14-7 lead at halftime. Chiefs QB Trent Green found WR Eddie Kennison in the back left corner of the end zone to give the Chiefs a 21-7 lead in the third quarter. That touchdown ignited a 28-point second-half flurry by the Chiefs that pushed the lead from 14-7 to 42-7. Houston backup QB Tony Banks took the field for the next series and led Houston on a scoring drive that was capped by a four-yard touchdown toss to Johnson.

GAME #4

TEXANS 24, JAGUARS 20
RELIANT STADIUM, SEPTEMBER 28, 2003
ATTENDANCE: 70,041

	1Q	2Q	3Q	4Q	OT	Final
JACKSONVILLE JAGUARS	3	7	10	0		20
HOUSTON TEXANS	7	7	3	7		24

TEXANS Mack 5 run (K. Brown kick)
JAGUARS Marler 29 FG
TEXANS Gaffney 24 pass from Carr (K. Brown kick)
JAGUARS Taylor 1 run (Marler kick)
TEXANS K. Brown 48 FG
JAGUARS Edwards 84 pass from Leftwich (Marler kick)
JAGUARS Marler 20 FG
TEXANS Carr 1 run (K. Brown kick)

	TEXANS	JAGUARS
First Downs	21	15
Total Net Yards	339	342
Net Yards Rushing	110	79
Net Yards Passing	229	263
(Att/Comp/Int)	37-23-2	37-18-3
Punts-Average	4-34.8	4-43.5
Fumbles-Lost	4-2	3-2
Sacks-Yards	1-5	0-0
Penalties-Yards	4-43	9-48
Time of Possession	35:14	24:46

RUSHING: TEXANS- Davis 16-53; Mack 16-39, TD; Carr 5-18, TD.

JAGUARS-Taylor 19-67, TD; Leftwich 2-11; M.Edwards 1-1.

PASSING: TEXANS- Carr 23-36, 234 yards, 1 INT, 1 TD; Mack 0-1, 1 INT.

JAGUARS-Leftwich 17-36, 231 yards, 3 INT, 1 TD; Toefield 1-1, 32 yards.

RECEIVING: TEXANS-Johnson 8-97; Davis 4-38; Gaffney 3-38, TD; Norris 3-16; Holloway 2-23; Miller 2-13; Bradford 1-9.

JAGUARS-M. Edwards 4-41; Taylor 4-27; T. Edwards 3-111, TD; Hatchette 2-25; Stokes 2-22; Hankton 2-15; Redmond 1-22.

SUMMARY

Houston (2-2) emerged with a thrilling last-second victory over Jacksonville at Reliant Stadium. With two seconds remaining, QB David Carr dove over the pile on 4th and 1 to give the Texans a 24-20 victory. Houston opened the scoring with a five-yard touchdown run by RB Stacey Mack on the first drive of the game. The Jaguars answered with a 29-yard Seth Marler field goal to make the score 7-3. Carr found WR Jabar Gaffney on a 24-yard scoring strike to make it 14-7. Jacksonville again answered to make it 14-10. A third-quarter fumble recovery set up a 48-yard field goal by K Kris Brown to extend the lead to 17-10. An 84-yard touchdown pass tied the score at 17, and a 20-yard Marler field goal put the Jags ahead 20-17. FS Matt Stevens recovered a fumble to set up Carr's game-winning dive.

2003 SEASON-IN-REVIEW



GAME #5
TITANS 38, TEXANS 17
THE COLISEUM, OCTOBER 12, 2003
ATTENDANCE: 68,809

GAME #6
JETS 19, TEXANS 14
RELIANT STADIUM, OCTOBER 19, 2003
ATTENDANCE: 70,623

	1Q	2Q	3Q	4Q	OT	Final
HOUSTON TEXANS	0	3	7	7		17
TENNESSEE TITANS	14	7	3	14		38

TITANS Mason 32 pass from McNair (Anderson kick)

TITANS Mason 46 pass from McNair (Anderson kick)

TITANS Holcombe 5 run (Anderson kick)

TEXANS K. Brown 29 FG

TEXANS Bradford 65 pass from Carr (K. Brown kick)

TITANS Anderson 33 FG

TITANS Mason 50 pass from McNair (Anderson kick)

TITANS Dyson 51 interception return (Anderson kick)

TEXANS Armstrong 13 pass from Carr (K. Brown kick)

	TEXANS	TITANS
First Downs	24	22
Total Net Yards	458	535
Net Yards Rushing	91	114
Net Yards Passing	367	421
(Att/Comp/Int)	42-25-3	27-18-0
Punts-Average	6-39.8	4-40.5
Fumbles-Lost	0-0	1-1
Sacks-Yards	1-4	1-0
Penalties-Yards	6-50	8-69
Time of Possession	26:17	33:43

RUSHING: TEXANS-Davis 7-59; Hollings 5-19; Mack 4-13.

TITANS-George 19-60; Holcombe 3-25, TD; Brown 4-15; McCareins 1-13; McNair 5-2; Volek 1-(-1).

PASSING: TEXANS- Carr 25-42, 371 yards, 3 INT, 2 TD.

TITANS-McNair-18-27, 421 yards, 3 TD..

RECEIVING: TEXANS- Davis 7-70; Miller 6-47; Bradford 5-127, TD; Johnson 2-49; Holloway 2-40; Hollings 1-19; Armstrong 1-13, TD; Mack 1-6.

TITANS-Mason 6-177, 3 TD; Calico 4-92; McCareins 2-68; Bennett 2-29; Brown 2-21; George 1-22; Kinney 1-12..

SUMMARY

The Texans (2-3) fell to the Tennessee Titans 38-17 at The Coliseum. The Titans jumped out to a 21-0 lead before Houston got on the board with under a minute remaining in the first half. K Kris Brown made a 29-yard field goal to put the score at 21-3 at halftime. QB David Carr connected with WR Corey Bradford for a 65-yard touchdown on Houston's opening drive of the second half to cut Tennessee's lead to 21-10. 17 more points from Tennessee made it 38-10 in the fourth quarter before Carr found WR Derick Armstrong for a 13-yard touchdown to cap the scoring.

	1Q	2Q	3Q	4Q	OT	Final
NEW YORK JETS	0	7	3	9		19
HOUSTON TEXANS	7	7	0	0		14

TEXANS Mack 10 run (K. Brown kick)

TEXANS Mack 1 run (K. Brown kick)

JETS Moss 18 pass from Testaverde (Brien kick)

JETS Brien 39 FG

JETS Brien 30 FG

JETS Jordan 8 run (pass failed)

	TEXANS	JETS
First Downs	17	18
Total Net Yards	325	296
Net Yards Rushing	169	136
Net Yards Passing	156	160
(Att/Comp/Int)	23-15-0	29-15-0
Punts-Average	7-35.3	6-37.8
Fumbles-Lost	0-0	1-0
Sacks-Yards	2-14	2-22
Penalties-Yards	8-50	2-9
Time of Possession	34:16	25:44

RUSHING: TEXANS-Davis 27-129; Carr 3-16; Mack 4-13, 2 TD; Johnson 1-10; Hollings 1-1.

JETS-Martin 17-88; Jordan 7-40, TD; Testaverde 3-8.

PASSING: TEXANS- Carr 15-23, 170 yards.

JETS-Testaverde 15-29, 182 yards, 1 TD.

RECEIVING: TEXANS- Davis 9-70; Johnson 3-71; Miller 1-14; Gaffney 1-8; Bradford 1-7.

JETS-Moss 6-111, TD; Sowell 3-29; Becht 2-30; Jordan 2-8; Conway 1-3; Martin 1-1.

SUMMARY

Houston (2-4) lost to the New York Jets 19-14 at Reliant Stadium. The Texans were off to a high-speed start when RB Stacey Mack sealed the opening drive with a 10-yard touchdown run to give the Texans an early 7-0 lead. Following a defensive stop, the Texans' offense continued its scoring streak after QB David Carr set up a one-yard Mack leap into the end zone to put Houston ahead 14-0. New York QB Vinny Testaverde hit WR Santana Moss on an 18-yard touchdown pass to put the score at 14-7 heading into the locker room. The Jets scored the only points in the third quarter thanks to K Doug Brien's 39-yard field goal which cut Houston's lead to 14-10. A 30-yard field goal from Brien closed the scoring gap to 14-13 in the fourth quarter. New York scored again on the next drive when RB LaMont Jordan punched in a one-yard scoring run to put the Jets ahead 19-14. Davis rushed for 129 yards on 27 carries and led the team in receptions with five catches for 70 yards.



2003 SEASON-IN-REVIEW

GAME #7
COLTS 30, TEXANS 21
RCA DOME, OCTOBER 26, 2003
ATTENDANCE: 56,132

	1Q	2Q	3Q	4Q	OT	Final
HOUSTON TEXANS	0	14	0	7		21
INDIANAPOLIS COLTS	3	14	10	3		30

COLTS Vanderjagt 31 FG
TEXANS Davis 15 run (K. Brown kick)
TEXANS Miller 1 pass from Carr (K. Brown kick)
COLTS Pollard 1 pass from Manning (Vanderjagt kick)
COLTS Wayne 2 pass from Manning (Vanderjagt kick)
COLTS Wayne 57 pass from Manning (Vanderjagt kick)
COLTS Vanderjagt 29 FG
TEXANS Davis 2 run (K. Brown kick)
COLTS Vanderjagt 22 FG

	TEXANS	COLTS
First Downs	18	23
Total Net Yards	270	391
Net Yards Rushing	131	122
Net Yards Passing	139	269
(Att/Comp/Int)	26-20-1	30-22-0
Punts-Average	5-41.0	3-43.0
Fumbles-Lost	1-1	1-1
Sacks-Yards	1-10	0-0
Penalties-Yards	7-52	3-13
Time of Possession	30:32	29:28

RUSHING: TEXANS-Davis 25-109, 2 TD; Stanley 1-12; Banks 1-7; Mack 1-3.
COLTS-James 23-104; Rhodes 2-14; Manning 2-4.

PASSING: TEXANS-Banks 12-17, 88 yards, 1 INT; Carr 8-9, 62 yards, 1 TD.
COLTS-Manning 22-30, 269 yards, 3 TD.

RECEIVING: TEXANS-Davis 7-27; Gaffney 4-58; Miller 4-37, TD; Johnson 4-29, Bradford 1-(-1).
COLTS-Harrison 8-100; Wayne 6-96, 2 TD; Pollard 4-32, TD; Walters 2-34; James 1-5; Pyatt 1-2.

SUMMARY

Indianapolis defeated Houston (2-5) 30-21 at the RCA Dome. Indianapolis K Mike Vanderjagt got things going on a 32-yard field goal to give Indianapolis a 3-0 lead. Houston answered when RB Domanick Davis scampered 15 yards around the right end for the go-ahead touchdown to make it 7-3. On the next offensive series, QB David Carr found TE Billy Miller, who made a gorgeous catch at the back of the end zone to give Houston a 14-3 advantage. Indianapolis QB Peyton Manning responded by leading four straight scoring drives to take a 27-14 lead. A fake field goal set up Davis, who scored from two yards out in the fourth quarter to put the score at 27-21, but Vanderjagt's 22-yard FG with 5:16 left pushed the lead to nine and the Texans couldn't get any closer. Davis topped the 100-yard plateau for the second straight game, gaining 109 yards and two touchdowns on 25 carries.

GAME #8
TEXANS 14, PANTHERS 10
RELIANT STADIUM, NOVEMBER 2, 2003
ATTENDANCE: 70,052

	1Q	2Q	3Q	4Q	OT	Final
CAROLINA PANTHERS	7	0	3	0		10
HOUSTON TEXANS	0	0	7	7		14

PANTHERS Smith 24 pass from Delhomme (Kasay kick)
TEXANS Mack 1 run (K. Brown kick)
PANTHERS Kasay 23 FG
TEXANS Miller 20 pass from Banks (K. Brown kick)

	TEXANS	PANTHERS
First Downs	21	14
Total Net Yards	267	367
Net Yards Rushing	118	174
Net Yards Passing	149	193
(Att/Comp/Int)	19-13-0	23-13-1
Punts-Average	3-48.0	3-49.0
Fumbles-Lost	0-0	1-0
Sacks-Yards	2-5	0-0
Penalties-Yards	7-55	4-40
Time of Possession	30:15	29:45

RUSHING: TEXANS-D. Davis 12-74; Mack 15-26, TD; Banks 2-12; Hollings 1-6.
PANTHERS-S. Davis 30-153; Foster 3-13; Smith 1-6; Delhomme 1-2.

PASSING: TEXANS-Banks 13-19, 154 yards, 1 TD.
PANTHERS-Delhomme 13-23, 193 yards, 1 INT, 1 TD.

RECEIVING: TEXANS-Johnson 4-64; Miller 4-58, TD; Gaffney 3-30; Norris 1-5; D. Davis 1-(-3).
PANTHERS-Smith 5-88, TD; Mangum 2-47; Muhammad 2-29; Hoover 1-10; Goings 1-9; Wiggins 1-6; Foster 1-4.

SUMMARY

A 20-yard touchdown pass from QB Tony Banks to TE Billy Miller sealed the Texans' (3-5) 14-10 win over Carolina at Reliant Stadium. Carolina wasted no time as QB Jake Delhomme hooked up with WR Steve Smith from 24 yards out to give Carolina an early 7-0 lead which the Panthers eventually took into halftime. Houston came out of intermission fired up, and RB Stacey Mack capped the opening drive of the third quarter by punching in a one-yard touchdown to tie the game at seven. Carolina responded with a 23-yard field goal by K John Kasay to go ahead 10-7. Houston came right back as QB Tony Banks threw a laser down the middle to TE Billy Miller for a 20-yard score to put Houston ahead 14-10 in the fourth quarter. Houston's defense forced a Carolina punt and the offense chewed up the clock before turning the ball over on downs with just one second remaining. The Texans defense forced only one turnover, but it was a key one as CB Aaron Glenn intercepted a pass in the end zone to thwart a would-be scoring drive by Carolina in the first quarter. Despite being outgained 367-267, Houston held Carolina to just 14 first downs and won the time of possession, holding the ball for 30:15.

2003 SEASON-IN-REVIEW



GAME #9

BENGALS 34, TEXANS 27

PAUL BROWN STADIUM, NOVEMBER 9, 2003

ATTENDANCE: 50,437

	1Q	2Q	3Q	4Q	OT	Final
HOUSTON TEXANS	3	14	10	0		27
CINCINNATI BENGALS	7	10	7	10		34

BENGALS Bennett 6 pass from Kitna (Graham kick)
TEXANS K. Brown 45 FG
TEXANS Bradford 73 pass from Carr (K. Brown kick)

BENGALS R.Johnson 1 run (Graham kick)
BENGALS Graham 40 FG
TEXANS Gaffney 8 pass from Carr (K. Brown kick)
TEXANS Davis 2 run (K. Brown kick)
BENGALS Ru. Johnson 17 run (Graham kick)
TEXANS K. Brown 33 FG
BENGALS Ru. Johnson 1 run (Graham kick)
BENGALS Graham 40 FG

	TEXANS	BENGALS
First Downs	13	27
Total Net Yards	269	422
Net Yards Rushing	140	240
Net Yards Passing	129	182
(Att/Comp/Int)	25-11-1	26-18-1
Punts-Average	4-35.3	2-39.0
Fumbles-Lost	0-0	0-0
Sacks-Yards	2-17	0-0
Penalties-Yards	6-58	7-55
Time of Possession	18:45	41:15

RUSHING: TEXANS-Davis 15-104, TD; Carr 2-21; A.Johnson 1-11; Hollings 1-4.

BENGALS-Ru.Johnson 43-182, 2 TD; Kitna 5-23; Warrick 2-23; J.Johnson 5-6; TD; Bennett 2-6.

PASSING: TEXANS- Carr 11-25, 146 yards, 1 TD, 1 INT.

BENGALS- Kitna 18-26, 182 yards, 1 TD, 1 INT.

RECEIVING: TEXANS-A.Johnson 3-30; Gaffney 2-8, TD; Norris 2-8; Bradford 1-73, TD; Miller 1-11; Davis 1-11; Wells 1-5.

BENGALS-C.Johnson 9-89; Schobel 3-27; Warrick 2-39; Ru.Johnson 2-18; Bennett 1-6, TD; J.Johnson 1-3.

SUMMARY

The Texans (3-6) rallied to take the lead twice in the second half but the Cincinnati Bengals came out on top with a 34-27 victory at Paul Brown Stadium. After Cincinnati scored on the opening drive, Houston K Kris Brown answered with a 45-yard field goal to put the score at 7-3. On the first play of the second quarter, QB David Carr hit WR Corey Bradford on a 73-yard touchdown to give Houston a 10-7 lead. The Bengals scored a touchdown and a field goal to go up 17-10, but WR Jabar Gaffney's eight-yard touchdown catch tied the game at 17. RB Domanick Davis opened the second half with a two-yard scoring dash to put Houston ahead 24-17. Houston took a 27-24 lead after three quarters on a 33-yard Brown field goal, but the Bengals scored 10 points in the fourth quarter to come away with the win.

GAME #10

TEXANS 12, BILLS 10

RALPH WILSON STADIUM, NOVEMBER 16, 2003

ATTENDANCE: 72,677

	1Q	2Q	3Q	4Q	OT	Final
HOUSTON TEXANS	0	6	3	3		12
BUFFALO BILLS	2	3	3	2		10

BILLS Carr fumble forced by Posey OB in end zone for Safety

BILLS Lindell 23 FG
TEXANS Johnson 46 pass from Banks (K. Brown kick)

TEXANS K. Brown 41 FG
BILLS Lindell 20 FG
TEXANS K. Brown 34 FG
BILLS Johnson OB in end zone for Safety

	TEXANS	BILLS
First Downs	12	17
Total Net Yards	245	335
Net Yards Rushing	34	182
Net Yards Passing	211	153
(Att/Comp/Int)	20-13-1	26-15-0
Punts-Average	5-38.2	6-39.0
Fumbles-Lost	2-0	2-1
Sacks-Yards	4-8	4-31
Penalties-Yards	11-65	6-44
Time of Possession	28:04	31:56

RUSHING: TEXANS-Davis 26-68; Carr 1-0; Johnson 1-(-34).

BILLS-Henry 23-149; Reed 1-16; Morris 2-10; Burns 1-5; Bledsoe 1-2.

PASSING: TEXANS- Banks 11-16, 207 yards, 1 TD, 1 INT; Carr 2-4, 12 yards.

BILLS- Bledsoe 15-26, 184 yards.

RECEIVING: TEXANS-Johnson 4-122, TD; Gaffney 3-40; Davis 3-33; Holloway 1-9; Armstrong 1-8; Bradford 1-7.

BILLS- Reed 6-59; Shaw 5-92; Aiken 1-19; Campbell 1-6; Henry 1-4; Morris 1-4.

SUMMARY

Houston (4-6) notched its second road win of the season after defeating Buffalo 12-10 at Ralph Wilson Stadium. Buffalo drew first blood when former Houston LB Jeff Posey sacked QB David Carr in the end zone to give the Bills a safety and 2-0 lead and knock Carr out of the game. Buffalo K Rian Lindell split the uprights from 23 yards out to give the Bills a 5-0 lead in the second quarter. Houston answered with a 73-yard scoring drive that took just 55 seconds. Backup QB Tony Banks found WR Andre Johnson for a 46-yard touchdown to give the Texans a 6-5 halftime lead after a failed two-point conversion. K Kris Brown's 41-yard field goal extended Houston's lead to 9-5 in the third quarter. A 20-yard Lindell field goal put the score at 9-8. A 34-yard Brown field goal pushed the lead back out to 12-8. LB Jamie Sharper sacked Buffalo QB Drew Bledsoe and forced a fumble that LB Shantee Orr recovered. Houston ran out the clock and with three seconds left, took a safety to ensure the 12-10 victory.



2003 SEASON-IN-REVIEW

GAME #11
PATRIOTS 23, TEXANS 20
RELIANT STADIUM, NOVEMBER 23, 2003
ATTENDANCE: 70,719

	1Q	2Q	3Q	4Q	OT	Final
NEW ENGLAND PATRIOTS	0	10	0	10	3	23
HOUSTON TEXANS	3	0	7	10	0	20

TEXANS K. Brown 19 FG
PATRIOTS B.Johnson 27 pass from Brady (Vinatieri kick)
PATRIOTS Vinatieri 21 FG
TEXANS A.Johnson 10 pass from Banks (K. Brown kick)
PATRIOTS Vinatieri 32 FG
TEXANS Miller 16 pass from Banks (K. Brown kick)
TEXANS K. Brown 31 FG
PATRIOTS Graham 4 pass from Brady (Vinatieri kick)
PATRIOTS Vinatieri 28 FG

	TEXANS	PATRIOTS
First Downs	11	29
Total Net Yards	169	472
Net Yards Rushing	89	128
Net Yards Passing	80	344
(Att/Comp/Int)	25-10-1	47-29-2
Punts-Average	8-39.0	4-31.3
Fumbles-Lost	1-1	2-1
Sacks-Yards	3-13	4-24
Penalties-Yards	6-45	5-58
Time of Possession	30:29	43:50

RUSHING: TEXANS-Davis 24-69; Gaffney 1-13; Banks 2-5; A.Johnson 2-3; Hollings 1-(-1).

PATRIOTS-Faulk 23-80; Brady 6-15; Pass 2-15; Smith 8-10; Cloud 2-8.

PASSING: TEXANS- Banks 10-25, 93 yards, 2 TD, 1 INT.
PATRIOTS- Brady 29-47, 368 yards, 2 TD, 2 INT.

RECEIVING: TEXANS-A.Johnson 4-37, TD; Bradford 2-19; Miller 1-16, TD; Armstrong 1-10; Davis 1-6; Hol-loway 1-5.

PATRIOTS-Faulk 8-108, B.Johnson 5-65, TD; Branch 5-52; Graham 4-53; Ward 3-33; Stokes 1-31; Fauria 1-10; Cloud 1-8; Pass 1-8.

SUMMARY

The Texans (4-7) fell 23-20 to New England at Reliant Stadium in the club's first-ever overtime game. On the Texans second possession, K Kris Brown nailed a 19-yard field goal to put Houston ahead 3-0. The Patriots answered with a touchdown and a field goal to take a 10-3 lead into halftime. In the third quarter, Houston QB Tony Banks found WR Andre Johnson on a 10-yard touchdown pass to tie the score at 10. New England answered with a 32-yard Vinatieri field goal to pull back in front 13-10. Banks found TE Billy Miller on a 16-yard scoring strike to take a 17-13 lead, and Brown kicked a 29-field goal to push the lead to 20-13. The Pats scored to force overtime and ultimately won the game on a 28-yard field goal with 41 seconds left in extra time.

GAME #12
TEXANS 17, FALCONS 13
RELIANT STADIUM, NOVEMBER 30, 2003
ATTENDANCE: 70,388

	1Q	2Q	3Q	4Q	OT	Final
ATLANTA FALCONS	0	7	0	6		13
HOUSTON TEXANS	0	3	14	0		17

FALCONS Duckett 1 run (Feely kick)
TEXANS K. Brown 40 FG
TEXANS Davis 7 run (K. Brown kick)
TEXANS Davis 2 run (K. Brown kick)
FALCONS Feely 35 FG
FALCONS Feely 42 FG

	TEXANS	FALCONS
First Downs	17	16
Total Net Yards	236	243
Net Yards Rushing	135	69
Net Yards Passing	101	174
(Att/Comp/Int)	19-10-1	39-20-1
Punts-Average	5-47.2	5-41.0
Fumbles-Lost	2-0	1-0
Sacks-Yards	4-24	1-2
Penalties-Yards	5-53	6-49
Time of Possession	30:29	29:31

RUSHING: TEXANS-Davis 24-101, 2 TD; Carr 4-30; Hollings 2-4; Wells 1-0.

FALCONS-Duckett 12-31; TD; Griffith 6-19; Vick 3-16; Price 1-5; D.Johnson 2-(-2).

PASSING: TEXANS- Banks 8-14, 100 yards; Carr 2-5, 25 yards, 1 INT.

FALCONS-D.Johnson 12-27, 116 yards, 1 INT; Vick 8-11, 60 yards; Duckett 0-1.

RECEIVING: TEXANS-Miller 4-40; Gaffney 3-28; Davis 2-27; A.Johnson 1-30.

FALCONS-Griffith 5-22; Crumpler 4-48; Price 4-41; Finneran 4-31; Duckett 2-24; Edwards 1-10.

SUMMARY

The Texans (5-7) showed impressive grit in a 17-13 home victory over Atlanta. The Falcons found the end zone first at the beginning of the second quarter when RB T.J. Duckett punched in a one-yard touchdown to give Atlanta a 7-0 lead. Houston answered with a 40-yard Kris Brown field goal to cut the lead to 7-3. QB David Carr took over for an injured Tony Banks in the second half and immediately led a scoring drive which was capped when RB Domanick Davis ran in a seven-yard touchdown to give Houston a 10-7 lead. CB Marcus Coleman intercepted an Atlanta pass on the next possession to set up a two-yard touchdown run by Davis that upped the lead to 17-7. Atlanta K Jay Feely split the uprights from 45 yards out to make it 17-10 in the fourth quarter. Feely hit another soon after, this time from 42 yards out, and cut the score to 17-13. Feely attempted an onside kick to give the Falcons one last chance for a win, but Coleman recovered and the Texans were able to run the clock down to notch their third home victory of the season. Davis ran for 101 yards on 24 carries in the game, his fourth 100-yard game of the year.

2003 SEASON-IN-REVIEW



GAME #13
JAGUARS 27, TEXANS 0
ALLTEL STADIUM, DECEMBER 7, 2003
ATTENDANCE: 43,363

	1Q	2Q	3Q	4Q	OT	Final
HOUSTON TEXANS	0	0	0	0		0
JACKSONVILLE JAGUARS	7	10	0	10		27

JAGUARS Smith 32 pass from Leftwich (Marler kick)
JAGUARS Marler 35 FG
JAGUARS Taylor 2 run (Marler kick)
JAGUARS Toefield 1 run (Marler kick)
JAGUARS Marler 28 FG

	TEXANS	JAGUARS
First Downs	7	23
Total Net Yards	124	390
Net Yards Rushing	70	208
Net Yards Passing	54	182
(Att/Comp/Int)	23-11-1	29-18-0
Punts-Average	10-41.9	6-41.0
Fumbles-Lost	3-2	1-0
Sacks-Yards	3-17	1-12
Penalties-Yards	10-86	7-70
Time of Possession	24:14	35:46

RUSHING: TEXANS-Ragone 5-51; Hollings 18-19.
JAGUARS-Taylor 24-163, TD; Toefield 10-54, TD; Allen 3-3; Edwards 1-3; Leftwich 1-(-2); Edwards 1-(-13).

PASSING: TEXANS- Ragone 11-23, 71 yards, 1 INT.
JAGUARS- Leftwich 18-29, 194 yards, 1 TD.

RECEIVING: TEXANS-Miller 4-29; Armstrong 2-13; Bradford 1-12; A. Johnson 1-11; Hollings 1-6; Gaffney 1-5; Ragone 1-(-5).
JAGUARS-Hankton 4-49; Smith 3-58, TD; K Johnson 3-29; Toefield 3-15; Edwards 2-25; Wrihster 1-11; Brady 1-4; Allen 1-3.

SUMMARY

The Texans (5-8) were handed the first - and only - shutout in team history in a 27-0 loss to the Jacksonville Jaguars at ALLTEL Stadium. QB Byron Leftwich hit WR Jimmy Smith in the end zone to give the Jaguars a 7-0 lead in the first quarter. In the next seven possessions, each team could manage just one first down. With less than seven minutes remaining in the half, Jacksonville K Seth Marler split the uprights from 35 yards out to extend the lead to 10-0. Jacksonville got the ball back with under two minutes remaining and RB Fred Taylor scored on a two-yard run, sending Houston to the locker room down 17 points. Houston forced a punt and saw a 41-yard Marler field goal attempt sail wide right on Jacksonville's first two possessions of the second half. The Texans were forced to punt and Taylor scampered for a season-long 62-yard run before RB Brandon Toefield bulled in from one yard out to increase the Jaguars lead 24-0. Marler lit up the scoreboard one more time when he hit a 28-yard field goal to cap a 27-0 Jacksonville win. Houston managed just 124 yards of offense in the game and turned the ball over three times.

GAME #14
BUCCANEERS 16, TEXANS 3
RAYMOND JAMES STADIUM, DECEMBER 14, 2003
ATTENDANCE: 65,124

	1Q	2Q	3Q	4Q	OT	Final
HOUSTON TEXANS	0	0	3	0		3
TAMPA BAY BUCCANEERS	7	6	3	0		16

BUCCANEERS Jones 18 run (Gramatica kick)
BUCCANEERS Gramatica 36 FG
BUCCANEERS Gramatica 23 FG
TEXANS K. Brown 38 FG
BUCCANEERS Gramatica 26 FG

	TEXANS	BUCCANEERS
First Downs	7	24
Total Net Yards	107	398
Net Yards Rushing	65	161
Net Yards Passing	42	237
(Att/Comp/Int)	17-9-0	28-17-0
Punts-Average	7-43.4	2-53.5
Fumbles-Lost	2-0	1-0
Sacks-Yards	5-22	0-0
Penalties-Yards	9-62	3-25
Time of Possession	21:26	38:34

RUSHING: TEXANS-Davis 16-56; Hollings 2-9; Ragone 1-0.

BUCCANEERS-Jones 34-134, TD; Stecker 5-17; Lee 1-6; Pittman 1-3; B.Johnson 1-1.

PASSING: TEXANS-Ragone 9-17, 64 yards.
BUCCANEERS- B.Johnson 17-28, 237 yards.

RECEIVING: TEXANS-A.Johnson 4-28; Miller 2-10; Davis 2-2; Bradford 1-24.

BUCCANEERS-McCardell 5-59; Pittman 5-33; Lee 3-95; Dudley 2-14; Cook 1-19; Jones 1-17.

SUMMARY

The Texans (5-9) lost their final road game of the season to Tampa Bay 16-3 at Raymond James Stadium. The Bucs wasted no time getting an early edge over Houston when they drove 53 yards for a touchdown on their first possession. Bucs RB Thomas Jones plunged in from 18 yards out to give the Bucs a 7-0 lead. K Martin Gramatica came on in the second quarter and split the uprights from 36 yards out to extend Tampa Bay's lead to 10-0. The Bucs were able to get one more Gramatica field goal before the end of the first half, this time from 23 yards out, to make it 13-0 at halftime. Houston's defense forced a Tampa Bay punt to start the second half and the Texans offense was able to finally get on the board. K Kris Brown hit a 38-yard field goal to put the score at 13-3. Tampa Bay responded quickly when Johnson connected with Lee for 72 yards to put the Bucs at the Houston 8. Houston's defense forced a 26-yard Gramatica field goal to extend the lead to 16-3. The fourth quarter passed without a score by either side and Tampa walked out with the win. Tampa's defense held the Texans to a mere 107 yards of total offense, including just 42 net passing yards on the day, while the Buccaneers offense held onto the ball for nearly two thirds of the game.



2003 SEASON-IN-REVIEW

GAME #15
TITANS 27, TEXANS 24
RELIANT STADIUM, DECEMBER 21, 2003
ATTENDANCE: 70,758

	1Q	2Q	3Q	4Q	OT	Final
TENNESSEE TITANS	0	10	7	10		27
HOUSTON TEXANS	0	3	14	7		24

TEXANS K. Brown 49 FG
TITANS Kinney 2 pass from McNair (Anderson kick)
TITANS Anderson 41 FG
TEXANS McCree 95 interception return (K. Brown kick)
TITANS Rolle 61 fumble return (Anderson kick)
TEXANS Bradford 20 pass from Carr (K. Brown kick)
TITANS Anderson 26 FG
TEXANS Davis 5 run (K. Brown kick)
TITANS Bennett 23 pass from McNair (Anderson kick)

	TEXANS	TITANS
First Downs	14	21
Total Net Yards	326	450
Net Yards Rushing	91	182
Net Yards Passing	235	268
(Att/Comp/Int)	34-17-2	36-17-1
Punts-Average	7-47.4	7-45.9
Fumbles-Lost	1-1	0-0
Sacks-Yards	1-7	0-0
Penalties-Yards	7-75	6-42
Time of Possession	23:42	36:18

RUSHING: TEXANS-Davis 14-51, TD; Carr 4-40.

TITANS-Geroge 19-79; Brown 10-69; Holcombe 2-25; McNair 3-5; Mason 1-4.

PASSING: TEXANS-Carr 17-34, 242 yards, 2 INT, TD.

TITANS- McNair 17-36, 268 yards, 1 INT, 2 TD.

RECEIVING: TEXANS-Johnson 5-108; Bradford 3-36, TD; Miller 3-33; Armstrong 2-31; Davis 2-9; Gaffney 1-14; Norris 1-11.

TITANS-Bennett 5-84, TD; Mason 4-44; McCareins 2-82; Brown 2-19; Wycheck 1-25; Holcombe 1-6; George 1-6; Kinney 1-2, TD.

SUMMARY

The Texans (5-10) lost their third consecutive game and fourth against the Titans in a last-second, 24-20 thriller at Reliant Stadium. Houston got on the board first when K Kris Brown hit a 49-yard field goal in the second quarter. Tennessee responded with a touchdown and field goal to lead 10-3 at halftime. Houston tied it up in the third when FS Marlon McCree picked off a pass and raced 95 yards for a touchdown. Tennessee's defense answered with a 61-yard fumble return for touchdown to pull ahead 17-10. Houston tied it again when QB David Carr hit WR Corey Bradford for a 20-yard touchdown to tie the score at 17. A Titans field goal made it 20-17. A five-yard score from RB Domanick Davis gave Houston a 24-20 advantage, but Tennessee scored with 17 seconds remaining to steal a win.

GAME #16
COLTS 20, TEXANS 17
RELIANT STADIUM, DECEMBER 28, 2003
ATTENDANCE: 70,680

	1Q	2Q	3Q	4Q	OT	Final
INDIANAPOLIS COLTS	0	3	0	17		20
HOUSTON TEXANS	0	10	7	0		17

COLTS Vanderjagt 39 FG
TEXANS Davis 11 run (K. Brown kick)
TEXANS K. Brown 36 FG
TEXANS Davis 13 run (K. Brown kick)
COLTS James 6 run (Vanderjagt kick)
COLTS Stokley 5 pass from Manning (Vanderjagt kick)
COLTS Vanderjagt 43 FG

	TEXANS	COLTS
First Downs	10	27
Total Net Yards	204	418
Net Yards Rushing	99	207
Net Yards Passing	105	211
(Att/Comp/Int)	23-13-1	38-26-1
Punts-Average	7-47.4	5-40.8
Fumbles-Lost	0-0	2-1
Sacks-Yards	0-0	1-9
Penalties-Yards	6-40	6-60
Time of Possession	24:28	35:32

RUSHING: TEXANS-Davis 20-99, 2 TD; Carr 2-0.

COLTS-James 27-171, TD; Rhodes 8-31; Manning 3-5.

PASSING: TEXANS-Carr 13-23, 105 yards, 1 INT.

COLTS-Manning 26-38, 220 yards, 1 TD, 1 INT.

RECEIVING: TEXANS-Davis 6-35; Johnson 5-51; Bradford 1-12; Miller 1-7.

COLTS-Stokley 9-67, TD; James 5-35; Pollard 4-30; Wayne 3-32; Walters 3-22; Harrison 2-34.

SUMMARY

The Texans (5-11) dropped their final outing of the season in a gripping 20-17 loss to the Indianapolis Colts at Reliant Stadium. After a scoreless first quarter, K Mike Vanderjagt's 39-yard field goal in the second put Indianapolis ahead 3-0. The Texans answered when RB Domanick Davis scampered 11 yards into the end zone soon after to give the Texans a 7-3 lead. An interception by CB Marcus Coleman on Indy's next possession set up K Kris Brown's 36-yard field goal to give Houston a 10-3 halftime lead. On Houston's opening drive of the second half, Davis topped the 1,000-yard mark for the season on a 14-yard carry, then picked up his second touchdown of the day on a 13-yard run to give Houston a 17-3 lead. Indianapolis rallied to score 17 unanswered points in the fourth quarter and pull out the three-point win. RB Edgerrin James ignited the rally with a six-yard scoring run to put the score at 17-10. An interception by Indianapolis' defense set the Colts up at the Houston five, where QB Peyton Manning found WR Brandon Stokley for a touchdown to tie it up, and then Vanderjagt booted a 43-yard field goal as time expired for the win.



2002 SEASON-IN-REVIEW

TEXANS WRAP UP FIRST SEASON WITH 4-12 RECORD

Texans end Inaugural Season tied for second-most wins by an NFL expansion team.

The Houston Texans ended their first season with a 4-12 record, tying the mark for second-most wins by an expansion team (Jacksonville 1995). Two of those wins were on the road (Jacksonville, Pittsburgh) and two were against eventual playoff teams (Steelers, Giants). Overall, the Texans played 11 games against teams with a record of .500 or better and played eight games against playoff teams.

The Texans proved to be a tough opponent, thanks in large part to a veteran-laden defense that ranked 16th in the NFL in total defense and produced two Pro Bowl starters in cornerback Aaron Glenn and defensive end Gary Walker. In addition, five defensive players set new career-highs in tackles.

"We've got more veterans on defense, more guys that have played and understand the fine line between a winning performance and a losing performance," said head coach Dom Capers. "You'd like to win more games, but having been through this process before, I understand it's a step-by-step process. I'm proud of the way this team has hung together. I think we have a good core to build from and move forward."

One of those players was first round draft choice David Carr, who was one of three quarterbacks in the NFL this season to take every snap. "I have learned a lot," said Carr. "I had a lot of fun – I always have fun playing ball. I wouldn't change anything that happened this year. It is all going to be positive when I look back at it later in my career because I am going to learn from every experience that I had, especially when I have a chance to go back and watch all these games again."



PRESEASON

Mon., Aug. 5	vs. NY Giants	L	17-34
Sat., Aug. 10	at New Orleans	W	13-10
Sat., Aug. 17	at Kansas City	L	9-19
Sat., Aug. 24	MIAMI	L	3-24
Fri., Aug. 30	TAMPA BAY	L	13-17

REGULAR SEASON

Sun., Sept. 8	DALLAS	W	19-10
Sun., Sept. 15	at San Diego	L	3-24
Sun., Sept. 22	INDIANAPOLIS	L	3-23
Sun., Sept. 29	at Philadelphia	L	17-35
Sun., Oct. 6	Open Date		
Sun., Oct. 13	BUFFALO	L	24-31
Sun., Oct. 20	at Cleveland	L	17-34
Sun., Oct. 27	at Jacksonville	W	21-19
Sun., Nov. 3	CINCINNATI	L	3-38
Sun., Nov. 10	at Tennessee	L	10-17
Sun., Nov. 17	JACKSONVILLE	L	21-24
Sun., Nov. 24	NY GIANTS	W	16-14
Sun., Dec. 1	at Indianapolis	L	3-19
Sun., Dec. 8	at Pittsburgh	W	24-6
Sun., Dec. 15	BALTIMORE	L	19-23
Sun., Dec. 22	at Washington	L	10-26
Sun., Dec. 29	TENNESSEE	L	3-13





2002 SEASON-IN-REVIEW

WON-4	LOST-12		
9/08	W	19-10	DALLAS
9/15	L	3-24	at San Diego
9/22	L	3-23	INDIANAPOLIS
9/29	L	17-35	at Philadelphia
10/13	L	24-31	BUFFALO
10/20	L	17-34	at Cleveland
10/27	W	21-19	at Jacksonville
11/03	L	3-38	CINCINNATI
11/10	L	10-17	at Tennessee
11/17	L	21-24	JACKSONVILLE
11/24	W	16-14	NEW YORK GIANTS
12/01	L	3-19	at Indianapolis
12/08	W	24-6	at Pittsburgh
12/15	L	19-23	BALTIMORE
12/22	L	10-26	at Washington
12/29	L	3-13	TENNESSEE

*Sellouts

	Texans	Opp.
TOTAL FIRST DOWNS	291	291
Rushing	59	116
Passing	119	155
Penalty	30	20
3rd Down: Made / Att.	59/229	83/234
3rd Down Pct.	25.8	35.5
4th Down: Made / Att.	5/14	6/12
4th Down Pct.	35.7	50.0

TIME OF POSSESSION	28:06	31:54
TOTAL NET YARDS	3572	5230
Avg. Per Game	223.3	326.9
Total Plays	947	1056
Avg. Per Play	3.8	5.0

NET YARDS RUSHING	1347	2089
Avg. Per Game	84.2	130.6
Total Rushes	424	509
Avg. Per Play	3.2	4.1

NET YARDS PASSING	2225	3141
Avg. Per Game	139.1	196.3
Sacked / Yards Lost	76/411	35/237
Gross Yards	2636	3378
Att. / Completions	447/235	512/281
Completion Pct.	52.6	54.9
Had Intercepted	15	10

PUNTS / AVERAGE	116/40.7	98/39.7
NET PUNTING AVG.	116/36.8	98/33.1
PENALTIES / YARDS	136/1011	102/955

FUMBLES / BALL LOST	34/14	23/11
----------------------------	-------	-------

TOUCHDOWNS	22	40
Rushing	6	14
Passing	11	23
Returns	5	3

SCORE BY PERIODS	1	2	3	4	OT	Total
TEXANS	37	56	51	69	0	213
OPPONENTS	74	114	66	102	0	356

SCORING	TD	Ru	Pa	Rt	PAT	FG	SAF	TP
K. Brown	0	0	0	0	20/20	17/24	0	71
Bradford	6	0	6	0			0	36
Carr	3	3	0	0			0	18
Miller	3	0	3	0			0	18
Wells	3	3	0	0			0	18
Glenn	2	0	0	2a			0	12
Gaffney	1	0	1	0			0	8
Baxter	1	0	1	0			0	6
Black	1	0	0	1c			0	6
Williams	1	0	0	1d			0	6
Wright	1	0	0	1b			0	6
Allen	0	0	0	0			0	2
McClain	0	0	0	0			1	2
Payne	0	0	0	0			1	2
TEXANS	22	6	11	5	20/20	17/24	3	213
OPP.	40	14	23	3*	38/38	24/34	2	356

* - Fumble recovery by Raylee Johnson (9/15 at SD)

Kickoff return by Andre Davis, 95 yards (10/20 at CLEV)

Interception return by Artrell Hawkins, 102 yards (11/3 at HOU)

a - Interception returns of 70 and 65 yards (12/8 at PIT)

b - Fumble recovery of 40 yards (12/8 at PIT)

c - Punt return of 76 yards (12/15 vs. BALT)

d - Recovery of blocked punt (12/22 at WASH)

PASSING	Att	Comp	Yds	Cmp%	Yds/Att	TD	TD%	Int	Int%	Long	Sack/Lost	Rating
Carr	444	233	2592	52.5	5.84	9	2.0	15	3.4	81	76/411	62.8
Allen	2	1	5	50.0	2.50	1	50.0	0	0.0	5t	0/0	95.8
Gaffney	1	1	39	100.0	39.00	1	100.0	0	0.0	39t	0/0	158.3
TEXANS	447	235	2636	52.6	5.90	11	2.5	15	3.4	81	76/411	64.7
OPPONENTS	512	281	3378	54.9	6.60	23	4.5	10	2.0	57t	35/237	82.1

RUSHING	No.	Yds	Avg	Long	TD
Wells	197	529	2.7	37	3
Allen	155	519	3.3	32	0
Carr	59	282	4.8	20	3
Baxter	7	14	2.0	6	0
J. Lewis	3	8	2.7	5	0
Stanley	1	6	6.0	6	0
Bradford	2	-11	-5.5	0	0
TEXANS	424	1347	3.2	37	6
OPPONENTS	509	2089	4.1	70	14

RECEIVING	No.	Yds	Avg	Long	TD
B. Miller	51	613	12.0	42	3
Allen	47	302	6.4	21	0
Bradford	45	697	15.5	81	6
Gaffney	41	483	11.8	27	1
Dawson	21	286	13.6	28	0
Wells	9	48	5.3	9	0
Holloway	7	73	10.4	24	0
Black	6	52	8.7	14	0
Baxter	5	33	6.6	14	1
J. Lewis	2	41	20.5	33	0
Harris	1	8	8.0	8	0
TEXANS	235	2636	11.2	81	11
OPPONENTS	281	3378	12.0	57t	23

INTERCEPTIONS	No.	Yds	Avg	Long	TD
Glenn	5	181	36.2	70t	2
E. Brown	2	7	3.5	7	0
Coleman	1	0	0.0	0	0
Posey	1	0	0.0	0	0
Stevens	1	0	0.0	0	0
TEXANS	10	188	18.8	70t	2
OPPONENTS	15	277	18.5	102t	1

PUNTING	No.	Yds	Avg	Net	TB	In	Lg	B
Stanley	114	4720	41.4	36.8	6	36	62	2
TEXANS	116	4720	40.7	36.8	6	36	62	2
OPPONENTS	98	3892	39.7	33.1	7	27	63	1

PUNT RETURNS	Ret	FC	Yds	Avg	Long	TD
J. Lewis	36	17	280	7.8	48	0
Black	14	3	188	13.4	76t	1
Gaffney	3	0	-3	-1.0	1	0
Glenn	0	0	47	---	47	0
TEXANS	53	20	512	9.7	76t	1
OPPONENTS	58	34	328	5.7	46	0

KICKOFF RETURNS	No	Yds	Avg	Long	TD
J. Lewis	46	961	20.9	45	0
Black	24	529	22.0	49	0
Hill	2	0	0.0	0	0
Norris	2	11	5.5	10	0
Baxter	1	19	19.0	19	0
Murphy	1	0	0.0	0	0
Sears	1	9	9.0	9	0
TEXANS	77	1529	19.9	49	0
OPPONENTS	52	1156	22.2	95t	1

FIELD GOALS	1-19	20-29	30-39	40-49	50+
K. Brown	0/1	3/3	1/1	11/14	2/5
TEXANS	0/1	3/3	1/1	11/14	2/5
OPPONENTS	0/0	10/10	9/11	5/12	0/1

K. Brown: (42G) (45G) (54N, 24G) (48G) (26G) (40N, 47G) (45N, 43G, 45G) (23G, 46N, 53N) (51G) (1) (40G, 50G) (34G) (43G) (41G) (46G) (50N, 19N, 42G)
 OPPONENTS: (33G, 42N) (36G) (26G, 39G, 47N, 37G) (25G, 41G) (33G) (35G, 43G) (50N, 35N, 34G) (25G) (49N, 24G) (22G, 40N) (33N) (31G, 46G) (40G, 31G, 43N) (22G, 22G, 47G) (48N, 46N, 23G) (28G, 26G)

2002 SEASON-IN-REVIEW



Defensive Statistics

Based on Coaches Film Review

TACKLES	Solo	Asst	Total	Sck/ Yrds	QB Press	INT/ Yards	Pass Def.	Foreced Fumbles	Fumble Recovery
Foreman, Jay	110	83	193		3		4	1	
Sharper, Jamie	91	87	178	5.5/27	8		5	2	3
Payne, Seth	57	90	147	1/4	11				
Stevens, Matt	47	70	117			1/0			
Walker, Gary	46	69	115	6.5/33	42			1	1
DeLoach, Jerry	30	73	103	1/10	11				
Brown, Eric	52	43	95	0.5/3	1	2/7	7	1	
Coleman, Marcus	56	34	90			1/0	30		2
Wong, Kailee	44	45	89	5.5/22	27		2	1	
Glenn, Aaron	45	27	72	1/10	1	5/181	16		
Posey, Jeff	43	28	71	8/77	22	1/0	1	2	
Mitchell, Keith	25	23	48	1/7	4			1	
Sears, Corey	12	35	47	1/9	7				
Wright, Kenny	24	10	34	1/13	3		9		1
Williams, Kevin	13	9	22						
Simmons, Jason	9	5	14	1/10	4		2		1
Walker, Ramon	2	3	5						
Carter, Chris	1	3	4	1/9					
Hill, Charles	0	3	3						
Dennis, Pat	0	1	1						
Flowers, Erik	1	0	1				1		
Bell, Jason	0	0	0				2		
McClain, Jimmy	0	0	0						
TEAM	0	0	0	1/3					
Total	708	741	1449	35/237	144	10/188	79	9	8

Special Teams Statistics

SPECIAL TEAMS	Solo	Asst	Total	Punt	Forced Fumbles	Fumble Recovery
Bell, Jason	14	2	16			1
Evans, Troy	10	4	14			1
Simmons, Jason	2	2	14		1	
Carter, Chris	9	3	12			
Foreman, Jay	9	1	10			
Murphy, Frank	8	1	9			
Walker, Ramon	7	2	9		1	
McClain, Jimmy	4	4	8	1		
Wright, Kenny	5	3	8			
Williams, Kevin	7	0	7			
Flowers, Erik	5	1	6			
Norris, Moran	2	4	6			
Posey, Jeff	6	0	6			
Brown, Eric	2	3	5			
Dennis, Pat	3	2	5			
Lamar, Jason	4	1	5			
McDermott, Sean	3	2	5			
Coleman, Marcus	2	0	2			
Dawson, JaJuan	2	0	2			
Allen, James	1	0	1			
Black, Avion	1	0	1			
Bradford, Corey	1	0	1			
Miller, Billy	1	0	1			1
Stanley, Chad	1	0	1			
Stevens, Matt	1	0	1			
Total	110	35	155	1	2	3

2002 SEASON-IN-REVIEW



GAME #1
TEXANS 19, COWBOYS 10
RELIANT STADIUM, SEPTEMBER 8, 2002
ATTENDANCE: 69,604

	1Q	2Q	3Q	4Q	OT	Final
DALLAS COWBOYS	0	3	7	0		10
HOUSTON TEXANS	7	3	0	9		19

TEXANS Miller 19 pass from Carr (K. Brown kick)
TEXANS K. Brown 42 FG
COWBOYS Cundiff 33 FG
COWBOYS Wiley 46 run (Cundiff kick)
TEXANS Bradford 65 pass from Carr (K. Brown kick)
TEXANS Q. Carter sacked by Payne for safety

	TEXANS	COWBOYS
First Downs	13	11
Total Net Yards	201	267
Net Yards Rushing	78	155
Net Yards Passing	123	112
(Att/Comp/Int)	22-10-1	30-13-1
Punts-Average	10-41.2	9-37.8
Fumbles-Lost	1-0	3-1
Sacks-Yards	3-19	6-22
Penalties-Yards	11-80	9-117
Time of Possession	33:55	26:05

RUSHING: TEXANS- Allen 19-56; Wells 9-18; Lewis 1-5; Baxter 2-1; Carr 2-(-2).

COWBOYS- E. Smith 17-67; Wiley 1-46 TD; Galloway 1-21; Hambrick 4-16; Carter 1-5.

PASSING: TEXANS- Carr 10-22, 145 yards, 1 INT, 2 TDs.
COWBOYS- Q. Carter 13-30, 131 yards, 1 INT.

RECEIVING: TEXANS- Bradford 4-99 TD; Allen 2-16; Miller 1-19 TD; Lewis 1-8; Wells 1-6; Gaffney 1-(-3).

COWBOYS- Galloway 6-69; Bryant 4-47; E. Smith 2-12; Hambrick 1-3.

SUMMARY

The Houston Texans won the first game in franchise history with a 19-10 victory over the Dallas Cowboys in Reliant Stadium. It marked the first time that an expansion club won their opening game since Minnesota defeated Chicago 37-13 in 1961. The Texans also became the first expansion team since New Orleans in 1967 to score on their first possession when QB David Carr hit TE Billy Miller on a 19-yard passing strike. Early in the second quarter, Texans LB Kailee Wong sacked Dallas QB Quincy Carter for an eight-yard loss, recording the first sack in Texans history. On the next play, CB Aaron Glenn intercepted Carter's pass at the Dallas 18 yard-line for the first interception in the Texans annals and 25th of Glenn's nine-year career. The turnover set up a K Kris Brown 42-yard field goal to put Houston ahead 10-0. A 33-yard field goal put Dallas on the board and made it 10-3 at halftime. Dallas evened the score at 10 in the third quarter. The Texans answered in the fourth when Carr lofted a pass to WR Corey Bradford who hauled it in for a 65-yard touchdown to put Houston ahead 17-10. DT Seth Payne sacked Carter in the end zone for a safety, sealing the Texans' historic win.

GAME #2
CHARGERS 24, TEXANS 3
QUALCOMM STADIUM, SEPTEMBER 15, 2002
ATTENDANCE: 56,098

	1Q	2Q	3Q	4Q	OT	Final
HOUSTON TEXANS	0	3	0	0		3
SAN DIEGO CHARGERS	14	3	0	7		24

CHARGERS Conway 35 pass from Brees (Christie kick)
CHARGERS Conway 3 run (Christie kick)
TEXANS K. Brown 45 FG
CHARGERS Christie 36 FG
CHARGERS R. Johnson fumble recovery in end zone (Christie kick)

	TEXANS	CHARGERS
First Downs	7	16
Total Net Yards	118	267
Net Yards Rushing	89	124
Net Yards Passing	29	143
(Att/Comp/Int)	25-6-2	28-15-1
Punts-Average	10-40.6	10-39.3
Fumbles-Lost	2-1	1-0
Sacks-Yards	9-58	2-20
Penalties-Yards	12-73	4-35
Time of Possession	27:36	32:24

RUSHING: TEXANS- Allen 13-51; Carr 3-27; Baxter 2-7; Wells 6-3; Lewis 1-1.

CHARGERS- Tomlinson 27-84; Dwight 1-20; Fletcher 3-10; Brees 3-7; Conway 1-3.

PASSING: TEXANS- Carr 6-25, 87 yards, 2 INT.
CHARGERS- Brees 15-28, 163 yards, 1 TD, 1 INT.

RECEIVING: TEXANS- Gaffney 2-37; Bradford 1-24; Dawson 1-14; Black 1-7; Allen 1-5.

CHARGERS- Conway 5-113; Fletcher 3-19; Alexander 3-3; Norman 2-18; Tomlinson 1-6; McCrary 1-4.

SUMMARY

The Texans (1-1) suffered the first loss in franchise history, falling to the San Diego Chargers 24-3 in Qualcomm Stadium. The Chargers took an early lead when QB Drew Brees hit WR Curtis Conway for a 35-yard TD pass on their first possession. After Chargers LB Junior Seau returned an interception to the Texans 6, Brees and Conway connected again three plays later on a three-yard reverse to give San Diego a 14-0 lead. Houston got on the board prior to halftime with a 45-yard K Kris Brown field goal. With three seconds remaining in the half, San Diego padded their lead as K Steve Christie nailed a 36-yard field goal to put the score at 17-3. Both the Chargers and Texans defensive units held strong to keep the third quarter scoreless. Early in the fourth quarter, San Diego put the game away when LB Ben Leber got past Texans TE Billy Miller to sack Carr in the end zone, causing the ball to come loose. Chargers DE Raylee Johnson recovered the fumble and San Diego took a three-touchdown lead that they would hold onto for the remainder of the game. Carr showed great toughness as he was sacked nine times by a relentless Charger defense but finished the game.



TEXANS

2002 SEASON-IN-REVIEW

GAME #3

COLTS 23, TEXANS 3

RELIANT STADIUM, SEPTEMBER 22, 2002

ATTENDANCE: 69,204

	1Q	2Q	3Q	4Q	OT	Final
INDIANAPOLIS COLTS	7	6	0	10		23
HOUSTON TEXANS	0	0	3	0		3

COLTS Ismail 24 pass from Manning (Vanderjagt kick)

COLTS Vanderjagt 26 FG

COLTS Vanderjagt 39 FG

TEXANS K. Brown 24 FG

COLTS Wayne 43 pass from Manning (Vanderjagt kick)

COLTS Vanderjagt 37 FG

	TEXANS	COLTS
First Downs	10	16
Total Net Yards	204	339
Net Yards Rushing	126	88
Net Yards Passing	78	251
(Att/Comp/Int)	22-12-1	28-21-0
Punts-Average	7-40.1	3-43.0
Fumbles-Lost	1-1	2-2
Sacks-Yards	4-21	3-21
Penalties-Yards	9-67	4-45
Time of Possession	28:49	31:11

RUSHING: TEXANS- Wells 14-93; Allen 11-27; Carr 4-17; Bradford 1-(-11).

COLTS-James 25-88; Manning 2-0.

PASSING: TEXANS- Carr 12-22, 99 yards, 1 INT.

COLTS-Manning 21-28, 272 yards, 2 TDs.

RECEIVING: TEXANS- Dawson 3-32; Allen 3-25; Wells 2-14; Gaffney 2-8; Black 1-14; Bradford 1-6.

COLTS- Harrison 8-110; James 4-29; Wayne 3-53, TD; Q. Ismail 2-39, TD; Pollard 2-25; Wiggins 1-8; Davenport 1-8.

SUMMARY

The Texans (1-2) fell to the Indianapolis Colts 23-3 at Reliant Stadium. The game marked the first time in over thirty years that a Houston team took the field in an outdoor venue, with the retractable roof kept open. The last occasion was on December 16, 1967, when the Houston Oilers defeated the San Diego Chargers 24-17 in Rice Stadium. Indianapolis scored on its second drive when QB Peyton Manning tossed a 42-yard touchdown strike to WR Qadry Ismail. On the following Colts possession, LB Jay Foreman forced a fumble, which was recovered by CB Marcus Coleman. A Colts interception, though, set up a 26-yard K Mike Vanderjagt field goal to extend the lead to 10-0. Vanderjagt hit a 39-yarder to make it 13-0 at halftime. The Texans were able to put some points on the board in the third quarter thanks to a 24-yard K Kris Brown field goal to put the score at 13-3. Indianapolis added 10 fourth-quarter points to come away with the 20-point win. DT Gary Walker recovered a fumble in the third quarter, while rookie RB Jonathan Wells rushed for 93 yards and added 14 receiving.

GAME #4

EAGLES 35, TEXANS 17

VETERANS STADIUM, SEPTEMBER 29, 2002

ATTENDANCE: 64,867

	1Q	2Q	3Q	4Q	OT	Final
HOUSTON TEXANS	7	0	10	0		17
PHILADELPHIA EAGLES	3	17	8	7		35

TEXANS Bradford 23 pass from Carr (K. Brown kick)

EAGLES Akers 25 FG

EAGLES Staley 1 run (Akers kick)

EAGLES Staley 1 run (Akers kick)

EAGLES Akers 41 FG

EAGLES Dawkins 57 pass from Mitchell (McNabb-C.Lewis pass)

TEXANS Bradford 29 pass from Carr (K. Brown kick)

TEXANS K. Brown 48 FG

EAGLES Thrash 38 pass from McNabb (Akers kick)

	TEXANS	EAGLES
First Downs	12	21
Total Net Yards	242	391
Net Yards Rushing	91	102
Net Yards Passing	151	289
(Att/Comp/Int)	29-16-2	44-25-1
Punts-Average	7-42.6	4-42.8
Fumbles-Lost	2-1	4-2
Sacks-Yards	7-37	3-27
Penalties-Yards	11-83	4-32
Time of Possession	26:36	33:24

RUSHING: TEXANS- Allen 14-41; Wells 8-33; Carr 2-17.

EAGLES-Staley 12-33, 2 TDs; McNabb 7-23; Levens 5-20; Thrash 1-19; Westbrook 4-7.

PASSING: TEXANS- Carr 16-29, 188 yards, 2 TDs, 2 INTs.

EAGLES-McNabb 24-42, 259 yards, 1 TD, 1 INT; B. Mitchell 1-1, 57 yards, 1 TD; F.Mitchell 0-1, 0 yards.

RECEIVING: TEXANS-Bradford 7-97, 2 TDs; Gaffney 5-49; Miller 2-22; Allen 2-20.

EAGLES- Pinkston 6-70; C. Lewis 5-31; Staley 3-39; Martin 3-29; Thrash 2-45, TD; Levens 2-15; Dawkins 1-57, TD; Freeman 1-14; Thomason 1-13; Westbrook 1-3.

SUMMARY

After taking an early 7-0 lead, the Texans (1-3) lost to the Philadelphia Eagles 35-17 at Veterans Stadium. Texans QB David Carr hit WR Corey Bradford on Houston's second possession for a 23-yard touchdown pass to put Houston on top early. Philadelphia answered with 28 straight points over the next three quarters. The Texans finally answered when Carr found Bradford for a 29-yard touchdown to cut the deficit to 28-14 in the third. A fumble recovery by CB Marcus Coleman set up a 48-yard K Kris Brown field goal to put the score at 28-17. The Eagles sealed the win when McNabb hit his WR James Thrash on a 38-yard scoring strike with 4:52 remaining in the game to put the final score at 35-17.

2002 SEASON-IN-REVIEW



GAME #5
BILLS 31, TEXANS 24
RELIANT STADIUM, OCTOBER 13, 2002
ATTENDANCE: 70,120

	1Q	2Q	3Q	4Q	OT	Final
BUFFALO BILLS	3	7	7	14		31
HOUSTON TEXANS	3	14	0	7		24

TEXANS K. Brown 26 FG
BILLS Hollis 33 FG
TEXANS Gaffney 26 pass from Carr (K. Brown kick)
TEXANS Carr 17 run (K. Brown kick)
BILLS Henry 1 run (Hollis kick)
BILLS Henry 23 run (Hollis kick)
TEXANS Miller 5 pass from Allen (K. Brown kick)
BILLS Moulds 23 pass from Bledsoe (Hollis kick)
BILLS Price 26 pass from Bledsoe (Hollis kick)

	TEXANS	BILLS
First Downs	18	25
Total Net Yards	338	403
Net Yards Rushing	141	173
Net Yards Passing	197	230
(Att/Comp/Int)	24-13-0	33-19-0
Punts-Average	5-46.6	4-45.0
Fumbles-Lost	1-0	3-1
Sacks-Yards	5-26	3-24
Penalties-Yards	11-75	13-128
Time of Possession	26:38	33:22

RUSHING: TEXANS- Wells 12-70; Carr 8-50, TD; Allen 8-21; Baxter 1-0.
BILLS- Henry 28-159, 2TDs; Centers 2-16; Bledsoe 3-(-2).

PASSING: TEXANS- Carr 12-23, 218 yards, 1 TD; Allen 1-1, 5 yards, TD.
BILLS- Bledsoe 19-33, 254 yards 2 TDs.

RECEIVING: TEXANS- Bradford 5-126; Gaffney 3-48, TD; Miller 3-17, TD; Lewis 1-33; Allen 1-(-1).
BILLS- Price 8-121, TD; Moulds 4-56, TD; Riemersma 3-24; Henry 2-11; Reed 1-28; Centers 1-14.

SUMMARY

The Texans (1-4) offense reached the Bills 14 with 52 seconds remaining in the game but couldn't make the decisive play to send the game into overtime and the Bills took home a down-to-the wire 31-24 win at Reliant Stadium. The Texans came out of the gate with an 81-yard strike from QB David Carr to WR Corey Bradford to set up a K Kris Brown 26-yarder. The Bills tied it with a field goal, and in the second quarter Carr hit WR Jabar Gaffney for a 26-yard score to put Houston up 10-3. Carr ran 17 yards into the end zone on the next drive to make it 17-3. Buffalo answered with a touchdown to cut the lead to 17-10 at halftime. Another Bills touchdown on the opening drive of the second half tied the game. Houston regained the lead in the fourth quarter when Carr handed the ball to RB James Allen, who hit TE Billy Miller for a five-yard score to make it 24-17, but the Bills scored the game's last 14 points en route to the victory.

GAME #6
BROWNS 34, TEXANS 17
CLEVELAND BROWNS STADIUM, OCTOBER 20, 2002
ATTENDANCE: 73,248

	1Q	2Q	3Q	4Q	OT	Final
HOUSTON TEXANS	0	7	10	0		17
CLEVELAND BROWNS	0	7	17	10		34

BROWNS Green 1 run (Dawson kick)
TEXANS Bradford 37 pass from Carr (Brown kick)
BROWNS Dawson 35 FG
TEXANS Bradford 39 pass from Gaffney (Brown kick)
BROWNS Davis 95 kickoff return (Dawson kick)
TEXANS Brown 47 FG
BROWNS Morgan 25 pass from Couch (Dawson kick)
BROWNS Dawson 43 FG
BROWNS White 2 run (Dawson kick)

	TEXANS	BROWNS
First Downs	17	14
Total Net Yards	354	230
Net Yards Rushing	95	89
Net Yards Passing	259	141
(Att/Comp/Int)	37-23-0	31-21-0
Punts-Average	7-38.9	7-39.7
Fumbles-Lost	3-2	0-0
Sacks-Yards	9-47	1-7
Penalties-Yards	6-54	4-42
Time of Possession	29:40	30:20

RUSHING: TEXANS- Allen 5-61; Wells 13-23; Carr 2-9; Lewis 1-2.
BROWNS- White 12-65, TD; Green 12-24, TD.

PASSING: TEXANS- Carr 22-36, 267 yards, TD; Gaffney 1-1, 39 yards, TD.
BROWNS- Couch 21-31, 148 yards, TD.

RECEIVING: TEXANS- Miller 6-78; Gaffney 4-47; Allen 4-38; Black 4-31; Bradford 2-76, 2 TDs; Wells 2-11; Dawson 1-25.

BROWNS- Morgan 7-81 TD; White 5-34; Johnson 4-22; Northcutt 3-6; Davis 1-3; Jackson 1-2.

SUMMARY

Houston (1-5) fell to the Cleveland Browns 34-17 at Cleveland Browns Stadium. Browns RB William Green opened the scoring with a one-yard touchdown to give Cleveland a 7-0 lead, but the Texans evened the score just four plays later when QB David Carr hit WR Corey Bradford in the end zone from 37 yards out. After a Cleveland field goal, the Texans answered when WR Jabar Gaffney lined up in the backfield, took a pitch from Carr and lofted a 39-yard pass to a wide-open Bradford to give Houston a 14-10 lead. But Browns WR André Davis raced 95 yards to the end zone on the kickoff return to take a 17-14 lead. The Texans tied it on a 47-yard field goal from K Kris Brown. Cleveland reeled off 17 unanswered points to pull out the win. The Texans offense had its best day of the young season, gaining 354 yards of total offense, including 259 through the air.



2002 SEASON-IN-REVIEW

GAME #7
TEXANS 21, JAGUARS 19
ALLTEL STADIUM, OCTOBER 27, 2002
ATTENDANCE: 53,721

	1Q	2Q	3Q	4Q	OT	Final
HOUSTON TEXANS	0	7	3	11		21
JACKSONVILLE JAGUARS	0	9	3	7		19

JAGUARS Smith 25 pass from Brunell (Seder kick)
TEXANS Wells 3 run (K. Brown kick)
JAGUARS Punt blocked by Westmoreland in end zone for a safety
TEXANS K. Brown 43 FG
JAGUARS Seder 34 FG
TEXANS Miller 1 pass from Carr (Carr-Gaffney pass)
JAGUARS Mack 2 run (Seder kick)
TEXANS K. Brown 45 FG

	TEXANS	JAGUARS
First Downs	12	18
Total Net Yards	242	290
Net Yards Rushing	81	126
Net Yards Passing	161	164
(Att/Comp/Int)	18-11-0	34-16-0
Punts-Average	7-37.6	8-44.1
Fumbles-Lost	2-1	0-0
Sacks-Yards	4-23	5-38
Penalties-Yards	9-60	5-50
Time of Possession	26:21	33:39

RUSHING: TEXANS- Allen 10-40; Wells 17-27, TD; Carr 4-14.

JAGUARS- Taylor 25-84; Mack 6-38, TD; Brunell 1-4.

PASSING: TEXANS- Carr 11-18, 184 yards, TD.

JAGUARS- Brunell 16-34, 202 yards, TD.

RECEIVING: TEXANS- Miller 3-78, TD; Gaffney 3-60; Holloway 2-17; Bradford 1-16; Allen 1-8; Baxter 1-5.

JAGUARS- Smith 4-80, TD; Shaw 4-36; P. Mitchell 3-33; Taylor 3-22; Brady 2-31.

SUMMARY

The Texans (2-5) won their first first-ever road game and first AFC South division game in a hard-fought 21-19 contest at Jacksonville. A second-quarter touchdown gave Jacksonville a 7-0 lead, but the Texans answered when RB Jonathan Wells scored from three yards out to even the score. Both teams were forced to punt on their next possessions but Houston P Chad Stanley's punt was blocked and bounced through the end zone for a Jaguars safety put them up 9-7. K Kris Brown nailed a 43-yard field goal to begin the second half and put the Texans ahead 10-9, but Jacksonville answered immediately with a field goal to regain the lead at 12-10. QB David Carr hit TE Billy Miller for a one-yard touchdown, and then found WR Jabar Gaffney in the back of the end zone on the two-point conversion to put Houston ahead 18-12. Jacksonville's offense struck again to go up 19-18. Houston's special teams came up big when Gaffney fielded a punt at the Houston 20 and lateraled to Aaron Glenn, who returned it 47 yards to set up Brown's 45-yard game-winning field goal.

GAME #8
BENGALS 38, TEXANS 3
RELIANT STADIUM, NOVEMBER 3, 2002
ATTENDANCE: 69,827

	1Q	2Q	3Q	4Q	OT	Final
CINCINNATI BENGALS	10	14	0	14		38
HOUSTON TEXANS	3	0	0	0		3

TEXANS K. Brown 23 FG
BENGALS Rackers 25 FG
BENGALS Hawkins 102 int. return (Rackers kick)
BENGALS Westbrook 26 pass from Kitna (Rackers kick)
BENGALS Warrick 33 pass from Kitna (Rackers kick)
BENGALS Westbrook 12 pass from Kitna (Rackers kick)
BENGALS Johnson 10 pass from Kitna (Rackers kick)

	TEXANS	BENGALS
First Downs	22	25
Total Net Yards	268	390
Net Yards Rushing	82	127
Net Yards Passing	186	263
(Att/Comp/Int)	32-18-2	27-22-0
Punts-Average	4-46.3	3-43.3
Fumbles-Lost	0-0	0-0
Sacks-Yards	2-13	0-0
Penalties-Yards	8-60	9-100
Time of Possession	28:38	31:22

RUSHING: TEXANS- Wells 12-44; Allen 10-27; Carr 2-9; Baxter 1-2.

BENGALS- Dillon 22-92; Bennett 11-34; Kitna 2-1.

PASSING: TEXANS- Carr 18-32, 199 yards, 2 INT.

BENGALS- Kitna 22-27, 263 yards, 4 TDs.

RECEIVING: TEXANS- Bradford 5-53; Miller 4-46; Dawson 3-43; Gaffney 3-35; Allen 2-19; Holloway 1-3.

BENGALS- Warrick 7-86, TD; Schobel 4-41; Johnson 3-41, TD; Houshmandzadeh 3-30; Westbrook 2-38, 2 TD; Neal 2-24; Bennett 1-3.

SUMMARY

The Cincinnati Bengals defeated the Houston Texans (2-6) 38-3 at Reliant Stadium. Houston got the ball first and had plenty of help from the Bengals en route to its initial points. Three Cincinnati penalties helped set up a 23-yard field goal by K Kris Brown to give Houston an early 3-0 lead. Cincinnati tied the game on the ensuing possession thanks to a 25-yard K Neil Rackers field goal, and from there it was all Bengals. Cincinnati scored the game's last 38 points in the runaway victory. Houston's offense gained just 268 yards and turned the ball over twice, including an interception which was returned for a touchdown. Meanwhile, the Bengals rolled up 390 yards of offense behind QB Jon Kitna, who threw for 263 yards and four touchdowns to lead his team to victory.

2002 SEASON-IN-REVIEW



GAME #9
TITANS 17, TEXANS 10
THE COLISEUM, NOVEMBER 10, 2002
ATTENDANCE: 68,804

	1Q	2Q	3Q	4Q	OT	Final
HOUSTON TEXANS	0	3	0	7		10
TENNESSEE TITANS	7	3	7	0		17

TITANS Mason 13 pass from McNair (Nedney kick)
TITANS Nedney 24 FG
TEXANS K. Brown 51 FG
TITANS Meier 17 pass from McNair (Nedney kick)
TEXANS Baxter 10 pass from Carr (K. Brown kick)

	TEXANS	TITANS
First Downs	13	15
Total Net Yards	233	251
Net Yards Rushing	68	142
Net Yards Passing	165	109
(Att/Comp/Int)	34-19-2	21-10-2
Punts-Average	5-39.4	5-41.4
Fumbles-Lost	3-1	0-0
Sacks-Yards	4-17	0-0
Penalties-Yards	5-47	3-20
Time of Possession	26:23	33:37

RUSHING: TEXANS- Wells 18-41; Carr 3-16; Stanley 1-6; Allen 2-5.

TITANS-George 25-86; McNair 8-46; Green 4-10; Mc-Careins 1-2; Simon 1- (-2).

PASSING: TEXANS- Carr 19-34, 182 yards, 1 TD, 2 INT.
TITANS-McNair 10-21, 109 yards, 2 TD, 2 INT.

RECEIVING: TEXANS- Dawson 4-75; Allen 4-25; Gaffney 3-26; Bradford 3-22; Miller 3-19; Baxter 1-10, TD; Wells 1-5.

TITANS-Mason 4-47, TD; Kinney 1-20; Meier 1-17, TD; Dyson 1-15; Wycheck 1-10; Green 1-4; Simon 1- (-4).

SUMMARY

The Texans (2-7) lost to the Tennessee Titans 17-10 at The Coliseum in Nashville. On Tennessee's second offensive play, Texans CB Aaron Glenn picked off Titans QB Steve McNair, returning the theft to the Texans 48, but the offense was unable to convert it into points. On Tennessee's next possession, McNair hit WR Derrick Mason on a 13-yard touchdown for an early 7-0 lead. A second-quarter Texans fumble set up a 24-yardfield goal by Titans K Joe Nedney to increase the lead to 10-0. The Texans answered by moving the ball 41 yards on 12 plays to set up a 51-yard Kris Brown field goal to make it 10-3 at halftime. Just over four minutes into the second half, McNair hit TE Shad Meier on a 17-yard strike in the end zone to extend the Titans lead to 17-3. With just over five minutes left in the game, Houston QB David Carr hit FB Jarrod Baxter for a 10-yard touchdown to close the scoring gap to 17-10. The Texans defense held strong, forcing a punt at the two-minute warning, but Houston's last scoring attempt in the final minutes of the game was unsuccessful, ensuring a 17-10 Titans win.

GAME #10
JAGUARS 24, TEXANS 21
RELIANT STADIUM, NOVEMBER 17, 2002
ATTENDANCE: 69,711

	1Q	2Q	3Q	4Q	OT	Final
JACKSONVILLE JAGUARS	7	10	7	0		24
HOUSTON TEXANS	0	7	7	7		21

JAGUARS Mack 1 run (Seder kick)
JAGUARS Brady 2 pass from Brunell (Seder kick)
TEXANS Bradford 52 pass from Carr (K. Brown kick)
JAGUARS Seder 22 FG
JAGUARS Smith 13 pass from Brunell (Seder kick)
TEXANS Carr 2 run (K. Brown kick)
TEXANS Carr 14 run (K. Brown kick)

	TEXANS	JAGUARS
First Downs	18	16
Total Net Yards	321	272
Net Yards Rushing	78	122
Net Yards Passing	194	199
(Att/Comp/Int)	30-22-1	25-15-1
Punts-Average	6-34.7	6-43.0
Fumbles-Lost	2-1	1-0
Sacks-Yards	4-34	5-25
Penalties-Yards	5-40	7-62
Time of Possession	31:08	28:52

RUSHING: TEXANS- Carr 7-33, 2 TD; Allen 11-30; Wells 9-15; Bradford 1-0.

JAGUARS-Taylor 13-56; Mack 12-54, TD; 3-12.

PASSING: TEXANS- Carr 22-30, 228 yards, 1 TD, 1 INT.
JAGUARS-15-25, 224 yards, 2 TD, 1 INT.

RECEIVING: TEXANS- Allen 7-32; Bradford 5-73, TD; Miller 4-41; Gaffney 3-45; Baxter 2-16; Dawson 1-21.
JAGUARS-Smith 6-70, TD; Shaw 3-46; Brady 3-23, TD; Mitchell 2-50; Lockett 1-35.

SUMMARY

Houston (2-8) dropped its third consecutive game after losing to Jacksonville 24-21 at Reliant Stadium. On the Texans second possession, Jacksonville intercepted QB David Carr and returned it to the two-yard line, setting up a one-yard Stacey Mack touchdown run to give the Jaguars a 7-0 lead. On Jacksonville's next possession, QB Mark Brunell found TE Kyle Brady from two yards out to extend the lead to 14-0. The Texans sliced that lead in half when Carr connected with WR Corey Bradford on a 52-yard scoring strike. Jacksonville added a 23-yard K Tim Seder field goal to take a 17-7 lead heading into halftime. Early in the third quarter a fumbled punt gave the Jags the ball at the Texans 27, setting up a Brunell to WR Jimmy Smith scoring pass to pad the Jaguars lead to 17. The Texans answered when Carr dove into the end zone from two yards out to make the score 24-14. Carr recorded his second rushing touchdown of the day on the next drive, making it 24-21. K Kris Brown tried a quick pooch kick but the Jaguars recovered at their 39, ending the Texans comeback attempt.



2002 SEASON-IN-REVIEW

GAME #11
TEXANS 16, GIANTS 14
RELIANT STADIUM, NOVEMBER 24, 2002
ATTENDANCE: 70,054

	1Q	2Q	3Q	4Q	OT	Final
NEW YORK GIANTS	0	7	0	7		14
HOUSTON TEXANS	0	5	8	3		16

TEXANS K. Brown 40 FG
GIANTS Barber 2 run (Bryant kick)
TEXANS B. Jones fumble out of bounds in end zone for safety
TEXANS Wells 1 run (Allen pass from Carr)
GIANTS Toomer 31 pass from Collins (Bryant kick)
TEXANS K. Brown 50 FG

	TEXANS	GIANTS
First Downs	12	19
Total Net Yards	212	368
Net Yards Rushing	123	167
Net Yards Passing	89	201
(Att/Comp/Int)	23-10-0	41-18-2
Punts-Average	9-38.7	6-34.5
Fumbles-Lost	2-1	2-1
Sacks-Yards	5-14	2-13
Penalties-Yards	8-68	9-65
Time of Possession	32:13	27:47

RUSHING: TEXANS- Wells 24-68, TD; Carr 6-54; J.Allen 5-1.

GIANTS-Barber 20-147, TD; Dayne 5-21; M.Allen 1-0.

PASSING: TEXANS- Carr 10-23, 103 yards.

GIANTS-Collins 18-41, 214 yards, 1 TD, 2 INT.

RECEIVING: TEXANS- Miller 4-70; Gaffney 2-14; Bradford 1-16; Holloway 1-8; J.Allen 1-(-2); Wells 1-(-3).

GIANTS-Toomer 8-113, TD; Shockey 4-60; Barber 4-20; Daryl Jones 1-18; Campbell 1-3.

SUMMARY

The Texans (3-8) defeated the New York Giants 16-14 at Reliant Stadium. After a scoreless first quarter, Houston got on the board in the second when QB David Carr hit TE Billy Miller on a 42-yard reception to set up a 40-yard K Kris Brown field goal, putting the Texans ahead 3-0. New York RB Tiki Barber scored from two yards out later in the quarter to give the Giants a 7-3 lead. With just under two minutes left in the first half, the Texans defense forced a Giants punt and New York snapper Bob Jones sent the ball sailing over P Matt Allen's head. Allen kicked the ball into the end zone and out of bounds to give the Texans a safety and put the score at 7-5 heading into the locker room. RB Jonathan Wells scored from one yard out and Carr found RB James Allen in the end zone for the two-point conversion to put Houston in front 13-7. New York QB Kerry Collins hit WR Amani Toomer on a 31-yard pass to put the score at 14-13 in favor of New York in the fourth quarter. On the next Houston drive, Brown split the up-rights on a 50-yard field goal to put Houston back in the lead 16-14. A pair of fourth-quarter interceptions by the Texans defense sealed the victory.

GAME #12
COLTS 19, TEXANS 3
RCA DOME, DECEMBER 1, 2002
ATTENDANCE: 56,820

	1Q	2Q	3Q	4Q	OT	Final
HOUSTON TEXANS	0	0	0	3		3
INDIANAPOLIS COLTS	10	3	0	6		19

COLTS Vanderjagt 31 FG
COLTS Pollard 16 pass from Manning (Vanderjagt kick)
COLTS Vanderjagt 46 FG
COLTS Mungro 1 run (Vanderjagt kick)
TEXANS Brown 34 FG

	TEXANS	COLTS
First Downs	10	13
Total Net Yards	165	278
Net Yards Rushing	65	88
Net Yards Passing	100	190
(Att/Comp/Int)	35-20-0	28-15-0
Punts-Average	11-39.5	9-44.4
Fumbles-Lost	3-2	3-1
Sacks-Yards	6-37	0-0
Penalties-Yards	14-92	9-75
Time of Possession	27:52	32:08

RUSHING: TEXANS- Allen 16-64; Carr 1-1; Wells 3-0.

COLTS-James 20-65; Mungro 4-13, TD; R.Williams 5-12; Manning 3-(-2).

PASSING: TEXANS- Carr 20-35, 137 yards.

COLTS-Manning 15-28, 190 yards, TD.

RECEIVING: TEXANS- Allen 10-49; Miller 4-41; Dawson 2-20; Gaffney 2-18; Holloway 1-7; Baxter 1-2..

COLTS-Harrison 9-101; Wayne 3-43; Ismail 1-26; Pollard 1-16, TD; Davenport 1-4.

SUMMARY

The Indianapolis Colts defeated the Texans (3-9) 19-3 at the RCA Dome to sweep the season series. Houston turned the ball over twice early. On their second possession, RB Jonathan Wells fumbled and Colts DE Chad Bratzke recovered at the Texans 17, setting up a 31-yard K Mike Vanderjagt field goal for a 3-0 lead. The Texans fumbled the ensuing kickoff and the Colts recovered at the Texans 16. Colts QB Peyton Manning hit TE Marcus Pollard in the end zone on the next play to extend the lead to 10-0. Vanderjagt hit a 46-yard field goal early in the second quarter to give Indianapolis a 13-0 lead at the half. After an apparent Indianapolis fumble at the Texans one-yard line was overturned, Colts RB James Mungro plunged in to the end zone from one yard out on the next play. The two-point conversion failed, leaving the Colts up 19-0. The Texans reached the Indianapolis 26 on their next possession but DE Dwight Freeney sacked David Carr for a 10-yard loss. Coupled with two penalties, Houston was pushed out of scoring range. Colts WR Troy Walters fumbled on the punt though and Texans CB Jason Bell recovered at the Indianapolis 21. K Kris Brown hit a 34-yard field goal to give Houston its only points. Indy's defense limited Houston to just 165 yards on the day.

2002 SEASON-IN-REVIEW



GAME #13
TEXANS 24, STEELERS 6
HEINZ FIELD, DECEMBER 8, 2002
ATTENDANCE: 58,551

	1Q	2Q	3Q	4Q	OT	Final
HOUSTON TEXANS	14	0	0	10		24
PITTSBURGH STEELERS	0	3	3	0		6

TEXANS K. Wright 40 yd. fumble return (K. Brown kick)
TEXANS Glenn 70 yd. interception return (K. Brown kick)
STEELERS Reed 40 FG
STEELERS Reed 31 FG
TEXANS K. Brown 43 FG
TEXANS Glenn 65 yd. interception return (K. Brown kick)

	TEXANS	STEELERS
First Downs	3	24
Total Net Yards	47	422
Net Yards Rushing	37	128
Net Yards Passing	10	294
(Att/Comp/Int)	10-3-0	58-31-2
Punts-Average	10-42.1	6-34.5
Fumbles-Lost	3-1	3-3
Sacks-Yards	4-23	6-32
Penalties-Yards	1-18	8-57
Time of Possession	20:19	39:41

RUSHING: TEXANS- Allen 13-19; Wells 10-12; Carr 3-6.
STEELERS-Zereoue 11-69; Bettis 14-30; Randle El 1-11; Ward 2-7; Maddox 2-6; Kreider 1-5.

PASSING: TEXANS- Carr 3-10, 33 yards.
STEELERS-Maddox 30-57, 325 yards, 2 INT; Randle El 1-1, 1 yard.

RECEIVING: TEXANS- B. Miller 3-33.
STEELERS-Ward 9-76; Randle El 8-88; Burress 6-83; Mathis 5-42; Zereoue 2-27; Kreider 1-10.

SUMMARY

The Texans (4-9) pulled out a 24-6 victory over the Pittsburgh Steelers despite gaining just 47 yards of total offense thanks to a dominant defensive effort. The Texans defense came out on fire when CB Kenny Wright picked up QB Tommy Maddox's fumble on the Steelers opening possession and scampered 40 yards into the end zone to give Houston a 7-0 lead. Fellow CB Aaron Glenn picked up where Wright left off on the Steelers next possession when he picked off a Maddox pass and returned it 70 yards for a touchdown to extend the Texans lead 14-0. Soon after, CB Jason Simmons recovered a fumble but the Texans offense wasn't able to capitalize on the turnover. The Steelers managed field goals before and after halftime to pull to 14-6. With less than four minutes remaining, K Kris Brown split the uprights from 43-yards out to extend Houston's lead to 17-6. Glenn sealed the Texans victory when he intercepted Maddox's pass on the Steelers next possession and returned it 65 yards for his second touchdown of the day to finish off an improbable 24-6 Houston win.

GAME #14
RAVENS 23, TEXANS 19
RELIANT STADIUM, DECEMBER 15, 2002
ATTENDANCE: 70,108

	1Q	2Q	3Q	4Q	OT	Final
BALTIMORE RAVENS	3	10	7	3		23
HOUSTON TEXANS	0	7	7	5		19

RAVENS Stover 22 FG
TEXANS Wells 1 run (K. Brown kick)
RAVENS Stover 22 FG
RAVENS T. Taylor 26 pass from Blake (Stover kick)
RAVENS C. Taylor 11 pass from Blake (Stover kick)
TEXANS Black 76 punt return (K. Brown kick)
RAVENS Stover 47 FG
TEXANS K. Brown 41 FG
TEXANS Zastudil OB in end zone for a safety

	TEXANS	RAVENS
First Downs	15	16
Total Net Yards	277	298
Net Yards Rushing	95	70
Net Yards Passing	182	228
(Att/Comp/Int)	34-19-2	30-18-0
Punts-Average	6-41.2	4-42.5
Fumbles-Lost	4-0	0-0
Sacks-Yards	0-0	2-14
Penalties-Yards	9-58	2-15
Time of Possession	28:44	31:16

RUSHING: TEXANS- Wells 14-48, TD; Allen 8-46; Carr 2-1.
RAVENS-Ja.Lewis 20-49; Heap 1-15; Blake 7-10; Ricard 2-4; C.Taylor 2-4; Zastudil 1-(-12).

PASSING: TEXANS- Carr 19-34, 196 yards, 2 INT.
RAVENS-Blake 18-30, 228 yards, 2 TD.

RECEIVING: TEXANS- Miller 8-77; Dawson 3-38; Bradford 3-28; Allen 2-10; Holloway 1-24; Gaffney 1-10; Wells 1-9.
RAVENS-Taylor 5-96, TD; Ja.Lewis 4-12; C.Taylor 3-40, TD; Heap 3-34; T.Jones 2-35; Rymes 1-11.

SUMMARY

The Texans (4-10) lost a close one to the Baltimore Ravens, falling 23-19 at Reliant Stadium. On the Texans' second possession, Ravens SS Ed Reed picked off QB David Carr and returned it to the Houston 12, setting up a 22-yard K Matt Stover field goal. The Texans immediately regrouped on offense with a 91-yard touchdown drive capped by a one-yard run by RB Jonathan Wells to give the Texans a 7-3 lead. Baltimore reeled off 17 straight points to take a 20-7 lead in the third quarter, when Houston's defense forced a Baltimore punt and Texans WR Avion Black returned it 76 yards for a score to put the Texans back within six points. Stover nailed a 47-yarder to give Baltimore a 23-14 edge. Houston responded with a 41-yard Kris Brown field goal to make it 23-17. The Texans added a safety on a Baltimore punt to get within 23-19, but could not draw any closer.



2002 SEASON-IN-REVIEW

GAME #15
REDSKINS 26, TEXANS 10
FEDEX FIELD, DECEMBER 22, 2002
ATTENDANCE: 70,291

	1Q	2Q	3Q	4Q	OT	Final
HOUSTON TEXANS	3	0	0	7		10
WASHINGTON REDSKINS	7	9	0	10		26

TEXANS K. Brown 46 FG
REDSKINS Cartwright 12 pass from Ramsey (Cortez kick)
REDSKINS Penalty on B. Miller in end zone for safety
REDSKINS Thompson 13 pass from Ramsey (Cortez kick)
REDSKINS Betts 3 run (Cortez kick)
TEXANS K. Williams blocked punt recovery in end zone (K. Brown kick)
REDSKINS Cortez 23 FG

	TEXANS	REDSKINS
First Downs	10	27
Total Net Yards	166	437
Net Yards Rushing	67	247
Net Yards Passing	99	190
(Att/Comp/Int)	31-12-1	32-14-0
Punts-Average	6-46.8	7-25.7
Fumbles-Lost	4-2	1-0
Sacks-Yards	0-0	3-13
Penalties-Yards	10-83	6-60
Time of Possession	23:02	36:58

RUSHING: TEXANS- Wells 15-33; Carr 4-20; Allen 4-10; Baxter 1-4.

REDSKINS-Betts 20-116, TD; Watson 20-110; Cartwright 2-21; Thompson 1-1; Ramsey 3-(-1).

PASSING: TEXANS- Carr 12-31, 112 yards, 1 INT.

REDSKINS-Ramsey 14-32, 190 yards, 2 TDs.

RECEIVING: TEXANS- Bradford 5-43; Miller 3-30; Gaffney 1-16; Allen 1-12; Wells 1-6; Dawson 1-5.

REDSKINS-Thompson 5-73, TD; Gardner 4-53; McCants 3-50; Cartwright 1-12 TD; Watson 1-2.

SUMMARY

The Texans (4-11) lost 26-10 to the Washington Redskins in their final road game of the season. Texans K Kris Brown scored the first points of the game when he split the uprights on a 46-yard field goal. The Redskins answered soon after when QB Patrick Ramsey hit RB Rock Cartwright on a 12-yard touchdown pass. In the second quarter, TE Billy Miller was called for holding in the end zone, which was ruled a safety and gave Washington a 9-3 advantage. Ramsey hit WR Derrick Thompson on a 13-yard touchdown strike to put the Redskins ahead 16-3 at halftime. RB Ladell Betts punched the ball into the end zone from three yards out to extend the Redskins lead to 23-3 in the fourth quarter. Texans LB Jimmy McClain got a piece of Craig Jarrett's punt, sending the ball into the end zone where FS Kevin Williams dove on top for seven points, cutting the lead 23-10. Washington K Jose Cortez nailed a 23-yard field goal to seal the 26-10 victory.

GAME #16
TITANS 13, TEXANS 3
RELIANT STADIUM, DECEMBER 29, 2002
ATTENDANCE: 70,694

	1Q	2Q	3Q	4Q	OT	Final
TENNESSEE TITANS	3	3	0	7		13
HOUSTON TEXANS	0	0	3	0		3

TITANS Nedney 28 FG
TITANS Nedney 26 FG
TEXANS Brown 42 FG
TITANS George 4 run (Nedney kick)

	TEXANS	TITANS
First Downs	16	15
Total Net Yards	224	277
Net Yards Rushing	28	140
Net Yards Passing	196	137
(Att/Comp/Int)	41-21-1	23-8-0
Punts-Average	6-38.8	7-41.3
Fumbles-Lost	1-0	0-0
Sacks-Yards	2-11	3-18
Penalties-Yards	7-53	6-52
Time of Possession	31:49	28:11

RUSHING: TEXANS- Allen 6-20; Carr 3-7; Wells 13-1.

TITANS-George 25-102, TD; Holcombe 7-35; McNair 3-3.

PASSING: TEXANS- Carr 21-40, 214 yards, 1 INT.

TITANS-McNair 8-22, 148 yards. Wychuck 1-0.

RECEIVING: TEXANS- Gaffney 6-73, Allen 6-46, Miller 3-42, Bradford 2-18, Dawson 2-13, Holloway 1-14, Harris 1-8.

TITANS-Bennett 2-58, McCareins 2-46, Holcombe 2-26, George 2-18.

SUMMARY

The Texans (4-12) concluded their inaugural season with a 13-3 loss to the AFC South champion Tennessee Titans. On Tennessee's first drive, Titans QB Steve McNair hit WR Justin McCareins on a 36-yard pass that set up a 28-yard K Joe Nedney field goal. The Titans blocked a 19-yard field goal attempt by K Kris Brown, and then blocked a punt by Chad Stanley to set up another Nedney field goal from 26 yards out to give Tennessee a 6-0 lead. On Houston's second possession of the second half, the offense still couldn't punch the ball in the end zone, settling for a 31-yard Brown field goal. But Titans DT Albert Haynesworth was flagged for unsportsmanlike conduct for trying to vault off a teammate to block the kick and the Texans were awarded the ball 1st and goal at the Titans 7. The Texans again went backwards and Brown came in again to nail a 42-yarder, putting the score at 6-3 in favor of the Titans. With just over eight minutes remaining in the game, McNair hit Tennessee WR Drew Bennett for a 53-yard pass and first down to set up a four-yard Eddie George touchdown run that sealed the 13-3 Titans victory.



TEXANS ALL-TIME LEADERS

RUSHING

Player	Att.	Yds.	Avg.	Long	TD
1. Domanick Williams	770	3,195	4.1	51	23
2. Ron Dayne	345	1,385	4.0	39	11
3. Steve Slaton	268	1,282	4.8	71t	9
4. David Carr	268	1,235	4.6	36	8
5. Jonathan Wells	375	1,167	3.1	37	10

RECEIVING

Player	Rec.	Yds.	Avg.	Long	TD
1. Andre Johnson	486	6,379	13.1	77t	33
2. Jabar Gaffney	171	2,009	11.7	69	7
3. Owen Daniels	167	1,982	11.9	35	10
4. Kevin Walter	142	1,859	13.1	61	12
5. Domanick Williams	154	1,276	8.3	38	5

RUSHING-RECEIVING

Player	Rushing	Receiving	Total
1. Andre Johnson	26	6,379	6,405
2. Domanick Williams	3,195	1,276	4,471
3. Jabar Gaffney	56	2,009	2,065
4. Owen Daniels	0	1,982	1,982
5. Corey Bradford	-13	1,992	1,979

PASSING (Min. 500 att.)

Player	Att.	Comp.	Pct.	Yds.	TD	INT	Long	Rating
1. David Carr	2,070	1,243	60.0	13,391	59	65	81	75.5
2. Matt Schaub	669	443	66.2	5,284	24	19	77t	90.3

SCORING

Player	TD	PAT	FG	2PT	TP
1. Kris Brown	-	208	151	-	661
2. Andre Johnson	33	-	-	1	200
3. Domanick Williams	28	-	-	-	168
4. Corey Bradford	18	-	-	1	110
5. Jonathan Wells	12	-	-	1	74

FIELD GOALS

Player	Att.	Made	Pct.	Long
1. Kris Brown	191	151	79.1	57

TEXANS ALL-TIME LEADERS



PUNTING

Player	No.	Yds.	Avg.	In20	Long	Blk.
1. Chad Stanley	437	17,908	41.0	135	62	2
2. Matt Turk	108	4,536	42.0	41	59	0

INTERCEPTIONS

Player	No.	Yds.	Avg.	Long	TD
1. Dunta Robinson	12	162	12.5	61	1
2. Marcus Coleman	11	217	19.7	102t	1
Aaron Glenn	11	221	20.1	70t	2
4. Fred Bennett	5	73	15.6	33	0
DeMarcus Faggins	5	47	9.4	43t	1
5. Jacques Reeves	4	108	27.0	44t	1

PUNT RETURNS

Player	No.	Yds.	Avg.	Long	TD
1. Jacoby Jones	62	672	10.8	74	2
2. J.J. Moses	72	553	7.7	40	0
3. Jermaine Lewis	36	280	7.8	48	0
4. Phillip Buchanon	20	180	9.0	45	0
5. Avion Black	14	188	13.4	76t	1

KICKOFF RETURNS

Player	No.	Yds.	Avg.	Long	TD
1. J.J. Moses	117	2,658	22.7	70	0
2. André Davis	75	1,961	26.1	104t	3
3. Jerome Mathis	61	1,734	28.4	99t	2
4. Jermaine Lewis	46	961	20.9	45	0
5. Dexter Wynn	30	670	22.3	38	0

COMBINED YARDAGE

Player	Total	Rush	Rec.	INT Ret.	PR/KR	FR
1. Andre Johnson	6,305	26	6,279	-	-/-	-
2. Domanick Williams	4,585	3,195	1,276	-	24/90	-
3. J.J. Moses	3,211	-	-	-	553/2,658	-
4. André Davis	2,757	-	796	-	0/1,961	-
5. Jabar Gaffney	2,117	56	2,009	-	21/31	-



TEXANS YEAR-BY-YEAR LEADERS

RUSHING

Year	Player	No.	Yds.	Avg.	Long	TD
2002	Jonathan Wells	197	529	2.7	37	3
2003	Domanick Williams	238	1,031	4.3	51	8
2004	Domanick Williams	302	1,188	3.9	44	13
2005	Domanick Williams	230	976	4.2	44	2
2006	Ron Dayne	151	612	4.1	19	5
2007	Ron Dayne	194	773	4.0	39	6
2008	Steve Slaton	268	1,282	4.8	71t	9

RECEIVING

Year	Player	No.	Yds.	Avg.	Long	TD
2002	Billy Miller	51	613	12.0	42	3
2003	Andre Johnson	66	976	14.8	46t	4
2004	Andre Johnson	79	1,142	14.5	54t	6
2005	Andre Johnson	63	688	10.9	53t	2
2006	Andre Johnson	103	1,147	11.1	53	5
2007	Kevin Walter	65	800	12.3	46	4
2008	Andre Johnson	115	1,575	13.7	65	8

RUSHING-RECEIVING

Year	Player	Rushing	Receiving	Total
2002	James Allen	519	302	821
2003	Domanick Williams	1,031	351	1,382
2004	Domanick Williams	1,188	588	1,776
2005	Domanick Williams	976	337	1,313
2006	Andre Johnson	14	1,147	1,161
2007	Ron Dayne	773	112	885
2008	Steve Slaton	1,282	377	1,659

PASSING

Year	Player	Att.	Comp.	Pct.	Yds.	TD	INT	Lg	Rtg.
2002	David Carr	444	233	52.5	2,592	9	15	81	62.8
2003	David Carr	295	167	56.6	2,013	9	13	78t	69.5
2004	David Carr	466	285	61.2	3,531	16	14	69	83.5
2005	David Carr	423	256	60.5	2,488	14	11	53t	77.2
2006	David Carr	442	302	68.3	2,767	11	12	53	82.1
2007	Matt Schaub	289	192	66.4	2,241	9	9	77t	87.2
2008	Matt Schaub	380	251	66.1	3,043	15	10	65	92.7

SCORING

Year	Player	TD	PAT	2PT	FG	TP
2002	Kris Brown	-	20/20	-	17/24	71
2003	Kris Brown	-	27/27	-	18/22	81
2004	Kris Brown	-	34/34	-	17/24	85
2005	Kris Brown	-	24/24	-	26/34	102
2006	Kris Brown	-	26/27	-	19/25	83
2007	Kris Brown	-	40/40	-	25/29	115
2008	Kris Brown	-	37/37	-	29/33	124

TEXANS YEAR-BY-YEAR LEADERS



FIELD GOALS

Year	Player	Att.	Made	Pct.	Long
2002	Kris Brown	24	17	70.8	51
2003	Kris Brown	22	18	81.8	50
2004	Kris Brown	24	17	70.8	50
2005	Kris Brown	34	26	76.5	53
2006	Kris Brown	25	19	76.0	49
2007	Kris Brown	29	25	86.2	57*
2008	Kris Brown	29	33	87.9	53

*Longest field goal in the NFL

PUNTING

Year	Player	No.	Yds.	Avg.	Long	Blk.
2002	Chad Stanley	114	4,720	41.4	62	2
2003	Chad Stanley	97	4,028	41.5	58	0
2004	Chad Stanley	73	3,009	41.2	57	0
2005	Chad Stanley	77	2,990	38.8	61	0
2006	Chad Stanley	76	3,161	41.6	62	0
2007	Matt Turk	55	2,296	41.7	59	0
2008	Matt Turk	53	2,240	42.3	59	0

INTERCEPTIONS

Year	Player	No.	Yds.	Avg.	Long	TD
2002	Aaron Glenn	5	181	36.2	70t	2
2003	Marcus Coleman	7	95	13.6	41	0
2004	Dunta Robinson	6	146	24.3	61	0
2005	Glenn Earl	2	2	1.0	2	0
2006	Dunta Robinson	2	9	4.5	9	1
	Demarcus Faggins	2	0	0.0	0	0
2007	Fred Bennett	3	47	15.7	33	0
2008	Jacques Reeves	4	108	27.0	44t	1

PUNT RETURNS

Year	Player	No.	Yds.	Avg.	Long	TD
2002	Jermaine Lewis	36	280	7.8	48	0
2003	J.J. Moses	36	244	6.8	40	0
2004	J.J. Moses	36	309	8.6	27	0
2005	Phillip Buchanon	12	101	8.4	37	0
2006	Dexter Wynn	12	139	11.6	58	0
2007	Jacoby Jones	30	286	9.5	74	0
2008	Jacoby Jones	32	386	12.1	73t	2

KICKOFF RETURNS

Year	Player	No.	Yds.	Avg.	Long	TD
2002	Jermaine Lewis	46	961	20.9	45	0
2003	J.J. Moses	58	1,355	23.4	70	0
2004	J.J. Moses	59	1,303	22.1	49	0
2005	Jerome Mathis	54	1,542	28.6	99t	2
2006	Dexter Wynn	30	670	22.3	38	0
2007	André Davis	32	968	30.3	104t	3
2008	André Davis	43	993	23.1	50	0



TEXANS BIG DAYS

TEXANS 300-YARD PASSING GAMES (9)

- 414, Matt Schaub at Green Bay (12/7/08)
- 379, Matt Schaub vs. Miami (10/12/08)
- 372, David Carr vs. Minnesota (10/10/04)
- 371, David Carr at Tennessee (10/12/03)
- 328, Matt Schaub vs. Chicago (12/28/08)
- 321, David Carr at New York Jets (11/26/06)
- 317, Matt Schaub at Atlanta (9/30/07)
- 313, David Carr at Detroit (9/19/04)
- 307, Matt Schaub at Jacksonville (9/28/08)

TEXANS 100-YARD RUSHING DAYS (20)

- 158, Domanick Williams at Jacksonville (12/26/04)
- 156, Steve Slaton at Indianapolis (11/16/08)
- 155, Domanick Williams at Baltimore (12/4/05)
- 153, Ron Dayne vs. Indianapolis (12/24/06)
- 139, Domanick Williams at Tennessee (12/11/05)
- 130, Steve Slaton vs. Jacksonville (12/1/08)
- 130, Domanick Williams vs. Tennessee (10/9/05)
- 129, Domanick Williams vs. Tennessee (11/28/04)
- 129, Domanick Williams vs. N.Y. Jets (10/19/03)
- 128, Domanick Williams vs. Indianapolis (12/12/04)
- 122, Ron Dayne at Oakland (11/4/07)
- 120, Steve Slaton at Green Bay (12/7/08)
- 116, Steve Slaton at Tennessee (9/21/08)
- 116, Wali Lundy at Tennessee (10/29/06)
- 109, Domanick Williams at Indianapolis (10/26/03)
- 105, Jonathan Wells vs. Oakland (10/3/04)
- 104, Domanick Williams at Cincinnati (11/9/03)
- 103, Domanick Williams vs. Cleveland (1/2/05)
- 101, Domanick Williams vs. Atlanta (11/30/03)
- 100, Steve Slaton vs. Tennessee (12/14/08)

TEXANS 100-YARD RECEIVING GAMES (35)

- 207, Andre Johnson vs. Tennessee (12/14/08)
- 178, Andre Johnson vs. Miami (10/12/08)
- 170, Andre Johnson vs. Minnesota (10/10/04)
- 160, Kevin Walter at Jacksonville (10/14/07)
- 159, Andre Johnson vs. St. Louis (11/27/05)
- 152, Andre Johnson vs. Washington (9/9/07)
- 148, Andre Johnson vs. Chicago (12/28/08)
- 146, Kevin Walter at Green Bay (12/7/08)
- 143, Andre Johnson vs. Cincinnati (10/26/08)
- 142, Andre Johnson vs. Kansas City (9/24/03)
- 141, Andre Johnson vs. Detroit (10/19/08)
- 133, Owen Daniels at Minnesota (11/2/08)
- 131, Andre Johnson vs. Indianapolis (10/5/08)
- 127, Corey Bradford at Tennessee (10/12/03)
- 126, Corey Bradford vs. Buffalo (10/13/02)
- 125, Andre Johnson at N.Y. Jets (12/5/04)
- 122, Andre Johnson at Buffalo (11/16/03)
- 120, Andre Johnson at Carolina (9/16/07)
- 120, Andre Johnson vs. New Orleans (11/18/07)
- 119, Andre Johnson vs. Jacksonville (12/24/05)
- 117, André Davis at Atlanta (9/30/07)
- 116, Andre Johnson at Cleveland (11/23/08)
- 116, Andre Johnson at Tennessee (12/2/07)
- 115, Andre Johnson vs. Oakland (10/3/04)
- 112, Andre Johnson at Pittsburgh (9/7/08)
- 111, Owen Daniels at Oakland (12/21/08)
- 109, Jabar Gaffney at Chicago (12/19/04)
- 108, Andre Johnson vs. Tennessee (12/21/03)
- 107, Andre Johnson vs. Green Bay (11/21/04)
- 106, Andre Johnson vs. Jacksonville (10/22/06)
- 102, Andre Johnson vs. Kansas City (9/21/03)
- 101, Andre Johnson vs. Philadelphia (9/10/06)
- 101, Andre Johnson vs. Miami (10/1/06)
- 101, Corey Bradford vs. Jacksonville (12/24/05)
- 101, Derick Armstrong vs. Minnesota (10/10/04)





TEXANS TEAM RECORDS

FIRST DOWNS, TOTAL YARDS, SACKS

FIRST DOWNS

Most First Downs

Season

340	2008
300	2004
295	2007
282	2006
243	2005
237	2003
208	2002

Game

29	vs. Detroit, 10/19/08
26	at Tennessee, 10/29/06
26	vs. St. Louis, 11/20/05
25	Twice, last vs. Chicago 12/28/08
24	Three times, last vs. Jacksonville, 10/31/04
23	Four times, last vs. Cincinnati, 10/26/08
22	Five times, last vs. Tennessee, 12/14/08/07
21	Three times, last vs. Denver, 12/13/07

Fewest First Downs

Season

208	2002
237	2003
243	2005
282	2006
295	2007
300	2004
340	2008

Game

3	at Pittsburgh, 12/8/02
7	Three times, last at Tampa Bay, 12/14/03
10	Five times, last at Oakland, 12/3/06

Most First Downs Allowed

Season

348	2005
336	2003
325	2007
312	2006
304	2004
300	2008
291	2002

Game

34	at Indianapolis, 9/17/06
33	at Indianapolis, 12/23/07
31	at Seattle, 10/16/05
30	Three times, last at Indianapolis, 11/16/08

Fewest First Downs Allowed

Season

291	2002
300	2008
304	2004
312	2006
325	2007
336	2003
348	2005

Game

6	at Jacksonville, 12/26/04
10	at Tennessee, 10/29/06
11	Three times, last at San Diego, 10/28/07
12	at New Orleans, 9/14/03
13	at Indianapolis, 12/1/02
14	Seven times, last vs. Tennessee, 12/14/08

Most First Downs, Both Teams

Season

630	2008
620	2007
604	2004
594	2006
591	2005
573	2003
499	2002

Game

52	Texans 18 at Indianapolis 34, 9/17/06
51	Texans 18 at Indianapolis 33, 12/23/07
48	Three times, last Texans 23 at Jacksonville 25, 10/14/07
47	Two times, last Texans 20 vs. Kansas City 27, 9/21/03
46	Five times, last Texans 25 vs. Chicago 21, 12/28/08

Fewest First Downs, Both Teams

Season

499	2002
573	2003
591	2005
594	2006
604	2004
620	2007
630	2008

Game

23	Two times, last Texans 10 at Indianapolis 13, 12/1/02
24	Texans 13 vs. Dallas 11, 9/8/02
25	Texans 19 at Jacksonville 6, 12/26/04
26	Two times, last Texans 15 at Chicago, 11, 12/19/04

TEXANS TEAM RECORDS

FIRST DOWNS, TOTAL YARDS, SACKS



Most First Downs Rushing

Season

106	Twice, 2006 and 2008
103	2004
96	2007
89	2005
86	2003
59	2002

Game

14	vs. Indianapolis, 12/24/06
12	vs. Detroit, 10/19/08
11	Twice, last vs. Denver, 12/13/07
10	Five times, last vs. Jacksonville, 12/30/07
9	Five times, last at Indianapolis, 11/16/08

Fewest First Downs Rushing

Season

59	2002
86	2003
89	2005
96	2007
103	2004
106	Twice, 2006 and 2008

Game

1	Four times, last vs. Tennessee, 10/21/07
2	Four times, last at New York Jets, 11/26/06

Most First Downs Rushing, Opponent

Season

130	2003
123	2005
116	2002
115	2006
114	2008
107	2007
89	2004

Game

19	at Seattle, 10/16/05
16	at Cincinnati, 11/9/03
15	Twice, last vs. Kansas City, 11/20/05
14	vs. Baltimore, 11/9/08
13	vs. Washington, 9/24/06
12	Six times, last at Indianapolis, 12/23/07
11	Twice, last at Tennessee, 12/2/07

Fewest First Downs Rushing, Opponent

Season

89	2004
107	2007
114	2008
115	2006

116 2002

123 2005

130 2003

Game

1	at Carolina, 9/16/07
2	Twice, last vs. Arizona, 12/18/05
3	Five times, last vs. Miami, 10/1/06
4	13 times, last vs. Detroit, 10/19/08
5	18 times, last vs. Oakland, 12/21/08

Most First Downs Passing

Season

210	2008
190	2007
174	2004
155	2006
142	2005
127	2003
119	2002

Game

18	Four times, last at Green Bay, 12/7/08
17	Four times, last at Minnesota, 11/2/08
16	Five times, last vs. Chicago, 12/28/08
15	Twice, last vs. Jacksonville, 10/31/04
14	Three times, last at Atlanta, 9/30/07
13	Seven times, last at Cleveland, 11/23/08

Fewest First Downs Passing

Season

119	2002
127	2003
142	2005
155	2006
174	2004
190	2007
210	2008

Game

1	Twice, last at Pittsburgh, 12/8/02
2	at Oakland, 12/3/06
3	at Tampa Bay, 12/14/03
4	Five times, last vs. Cleveland, 12/31/06

Most First Downs Passing, Opponents

Season

197	2007
194	2004
188	2005
179	2003
174	2006
167	2008
155	2002



TEXANS TEAM RECORDS

FIRST DOWNS, TOTAL YARDS, SACKS

Game

21	Three times, last at Indianapolis, 11/16/08
20	vs. New England, 11/23/03
19	Two times, last vs. Jacksonville, 12/30/07
18	Two times, last vs. Indianapolis, 12/12/04
17	Five times, last vs. Philadelphia, 9/10/06

Fewest First Downs Passing, Opponents

Season

155	2002
167	2008
174	2006
179	2003
188	2005
194	2004
197	2007

Game

2	at Jacksonville, 12/26/04
4	at New Orleans, 9/14/03
5	Six times, last vs. Tennessee, 12/14/08
6	Twice, last at Cleveland, 11/23/08
7	Nine times, last vs. Miami, 10/12/08

Most First Downs By Penalty

Season

30	2002
24	twice, 2003 and 2008
23	2004
20	2006
12	2005
9	2007

Game

6	vs. Cincinnati, 11/3/02
5	Twice, last vs. Tennessee, 12/14/08
4	at Detroit, 9/19/04
3	Eight times, last at Tennessee, 9/21/08

Fewest First Downs By Penalty

Season

9	2007
12	2005
20	2006
23	2004
24	Twice, 2003 and 2008
30	2002

Game

0	25 times, last at Cleveland, 11/23/08
1	43 times, last vs. Chicago, 12/28/08

Most First Downs By Penalty, Opponents

Season

37	2005
27	2003
23	2006
21	2007
21	2004
20	2002
19	2008

Game

5	Three times, last vs. Baltimore, 11/9/08
4	Seven times, last at Oakland, 11/4/07
3	Nine times, last vs. Tennessee, 12/14/08

Fewest First Downs By Penalty, Opponents

Season

19	2008
20	2002
21	2007
21	2004
23	2006
27	2003
37	2005

Game

0	26 times, last at Oakland, 12/21/08
1	36 times, last vs. Chicago, 12/28/08
2	25 times, last vs. Detroit, 10/19/08

TOTAL NET YARDS

Most Net Yards Gained

Season

6,113	2008
5,337	2007
5,128	2004
4,465	2006
4,306	2003
4,053	2005
3,572	2002

Game

549	at Green Bay, 12/7/08
485	vs. Miami, 10/12/08
458	at Tennessee, 10/12/03
455	vs. Chicago, 12/28/08
427	at Tennessee, 10/29/06
412	vs. St. Louis, 11/27/05
410	vs. Minnesota, 10/10/04

TEXANS TEAM RECORDS

FIRST DOWNS, TOTAL YARDS, SACKS



Fewest Net Yards Gained

Season

3,572	2002
4,053	2005
4,306	2003
4,465	2006
5,128	2004
5,337	2007
6,113	2008

Game

47	at Pittsburgh, 12/8/02
107	at Tampa Bay, 12/14/03
118	at San Diego, 9/15/02
120	at Buffalo, 9/11/05
124	at Jacksonville, 12/7/03

Most Net Yards Allowed

Season

6,082	2003
5,824	2005
5,507	2007
5,458	2004
5,400	2006
5,385	2008
5,230	2002

Game

535	at Tennessee, 10/12/03
515	at Indianapolis, 9/17/06
510	vs. Minnesota, 10/10/04
495	vs. Washington, 9/24/06
474	at Indianapolis, 11/16/08
473	vs. Green Bay, 11/21/04

Fewest Net Yards Allowed

Season

5,230	2002
5,385	2008
5,400	2006
5,458	2004
5,507	2007
5,824	2005
6,082	2003

Game

126	at Jacksonville, 12/26/04
197	at Tennessee, 10/29/06
203	at Chicago, 12/19/04
219	vs. Kansas City, 9/9/07
220	vs. Jacksonville, 10/22/06
230	at Cleveland, 10/20/02

Most Net Yards Gained, Both Teams

Season

11,498	2008
10,844	2007
10,586	2004
10,388	2003
9,877	2005
9,865	2006
8,802	2002

Game

993	Texans 458 at Tennessee 535, 10/12/03
937	Texans 549 at Green Bay 388, 12/7/08
920	Texans 410 vs. Minnesota 510, 10/10/04
855	Texans 485 vs. Miami 370 10/12/08
847	Texans 390 at Jacksonville 457, 10/14/07
841	Texans 412 vs. St. Louis 429, 11/27/05
830	Texans 356 at Indianapolis 474, 11/16/08

Fewest Net Yards Gained, Both Teams

Season

8,802	2002
9,865	2006
9,877	2005
10,388	2003
10,586	2004
10,844	2007
11,498	2008

Game

385	Texans 118 at San Diego 267, 9/15/02
426	Texans 124 at Oakland 302, 12/3/06
428	Texans 198 at New England 230, 12/17/06
436	Texans 120 at Buffalo 316, 9/11/05
443	Texans 165 at Indianapolis 278, 12/1/02

SACKS

Most Sacks

Season

37	2005
35	2002
31	2007
28	2006
25	2008
24	2004
20	2003

Game

7	vs. St. Louis, 11/27/05
6	Twice, last vs. Arizona, 12/18/05
5	Five times, last vs. Denver, 12/13/07



TEXANS TEAM RECORDS

FIRST DOWNS, TOTAL YARDS, SACKS

Most Sacks, Opponents

Season

76	2002
68	2005
49	2004
43	2006
36	2003
32	2008
22	2007

Game

9	at San Diego, 9/15/02
8	Twice, last vs. Pittsburgh, 9/18/05
7	Three times, last vs. Tennessee, 10/9/05
6	Five times, last at Tennessee, 12/11/05

Most Safeties

Season

3	2002
0	2008
0	2006
0	2005
0	2004
0	2003
0	2007

Game

1	vs. Baltimore, 12/15/02
1	vs. New York Giants, 11/24/02
1	vs. Dallas, 9/8/02

Game, Opponent

2	at Buffalo, 11/16/03
1	at Jacksonville, 10/27/02
1	vs. Baltimore, 11/9/08
1	at Chicago, 12/19/04

HIGHEST HOME ATTENDANCE

70,838	vs. Chicago (12/28/08)
70,831	vs. Tennessee (12/14/08)
70,809	vs. Jacksonville (12/1/08)
70,780	vs. New Orleans (11/18/07)
70,769	vs. Green Bay (11/21/04)
70,765	vs. Indianapolis (9/23/07)
70,762	vs. Indianapolis (12/12/04)
70,758	vs. Tennessee (12/21/03)

HIGHEST ROAD ATTENDANCE

78,485	at New York Giants (11/5/06)
77,875	at New York Jets (12/5/04)
77,433	at Kansas City (9/26/04)
76,596	at New York Jets (11/26/06)
74,292	at Denver (11/7/04)

KICKOFF TEMPERATURE

Highest

90	vs. Pittsburgh (9/18/05)
----	--------------------------

Lowest

3	at Green Bay (12/7/08)
---	------------------------

*-- holds or shares NFL record

-- Domanick Williams was known as Domanick Davis prior to the 2007 season.





TEXANS TEAM RECORDS

PASSING, RUSHING, RECEIVING

PASSING

Most Net Yards Passing

Season

4,267	2008
3,748	2007
3,246	2004
2,778	2006
2,655	2003
2,237	2005
2,225	2002

Game

408	at Green Bay, 12/7/08
371	vs. Miami, 10/12/08
367	at Tennessee, 10/12/03
358	vs. Minnesota, 10/10/04
329	at Jacksonville, 10/14/07
328	vs. Chicago, 12/28/08
327	at Minnesota, 11/2/08

Fewest Net Yards Passing

Season

2,225	2002
2,237	2005
2,655	2003
2,778	2006
3,246	2004
3,748	2007
4,267	2008

Game

-5	at Oakland, 12/3/06
6	vs. Indianapolis, 10/23/05
10	at Pittsburgh, 12/8/02
25	at Buffalo, 9/11/05
29	at San Diego, 9/15/02

Most Net Yards Passing Allowed

Season

3,712	2003
3,682	2007
3,615	2004
3,521	2005
3,444	2006
3,423	2008
3,141	2002

Game

421	at Tennessee, 10/12/03
390	at Indianapolis, 9/17/06
388	vs. Minnesota, 10/10/04
383	vs. Green Bay, 11/21/04
344	vs. New England, 11/23/03

Fewest Net Yards Passing Allowed

Season

3,141	2002
3,423	2008
3,444	2006
3,521	2005
3,615	2004
3,682	2007
3,712	2003

Game

31	at Jacksonville, 12/26/04
86	at Tennessee, 10/29/06
109	at Tennessee, 11/10/02
112	vs. Dallas, 9/8/02
118	vs. Jacksonville, 10/22/06

Most Net Yards Passing, Both Teams

Season

7,690	2008
7,430	2007
6,861	2004
6,367	2003
6,222	2006
5,758	2005
5,366	2002

Game

788	Texans 367 at Tennessee 421, 10/12/03
746	Texans 358 vs. Minnesota 388, 10/10/04
687	Texans 408 at Green Bay 279, 12/7/08
645	Texans 371 vs. Miami 274, 10/12/08
586	Texans 309 at New York Jets 277, 11/26/06
581	Texans 191 at Indianapolis 390, 9/17/06
579	Texans 288 vs. St. Louis 291, 11/27/05
571	Texans 233 at Indianapolis 338, 12/23/07

Fewest Net Yards Passing, Both Teams

Season

5,366	2002
5,758	2005
6,222	2006
6,367	2003
6,861	2004
7,430	2007
7,690	2008

Game

153	Texans 122 at Jacksonville 31, 12/26/04
172	Texans 29 at San Diego 143, 9/15/02
184	Texans -5 at Oakland 189, 12/3/06
189	Texans 25 at Buffalo 164, 9/11/05
218	Texans 93 at New England 125, 12/14/06

TEXANS TEAM RECORDS

PASSING, RUSHING, RECEIVING



Most Gross Yards Passing

Season

4,474	2008
3,925	2007
3,547	2004
3,032	2006
2,841	2003
2,661	2005
2,636	2002

Game

414	vs. Green Bay, 12/7/08
379	vs. Miami, 10/12/08
372	vs. Minnesota, 10/10/04
371	at Tennessee, 10/12/03
341	at Jacksonville, 10/14/07
328	vs. Chicago, 12/28/08

Fewest Gross Yards Passing

Season

2,636	2002
2,661	2005
2,841	2003
3,032	2006
3,547	2004
3,925	2007
4,474	2008

Game

32	at Oakland, 12/3/06
33	at Pittsburgh, 12/8/02
48	vs. Indianapolis, 10/23/05
64	at Tampa Bay, 12/14/03
70	at Buffalo, 9/18/05

Most Gross Yards Passing Allowed

Season

3,878	2007
3,835	2003
3,776	2004
3,727	2005
3,635	2006
3,598	2008
3,378	2002

Game

421	at Tennessee, 10/12/03
400	at Indianapolis, 9/17/06
396	vs. Minnesota, 10/10/04
383	vs. Green Bay, 11/21/04
368	vs. New England, 11/23/03

Fewest Gross Yards Passing Allowed

Season

3,378	2002
3,598	2008
3,635	2006
3,727	2005
3,776	2004
3,835	2003
3,878	2007

Game

54	at Jacksonville, 12/26/04
87	at Tennessee, 10/29/06
109	at Tennessee, 11/10/02
125	vs. Jacksonville, 10/22/06
129	at New England, 12/17/06

Most Pass Attempts

Season

555	2008
529	2007
481	2006
471	2004
449	2005
447	2002
439	2003

Game

54	at New York Jets, 11/26/06
46	at Tennessee, 10/29/06
45	Twice, last at Minnesota, 11/2/08
44	vs. Tennessee, 10/21/07
43	at Jacksonville, 10/14/07
43	vs. Minnesota, 10/10/04

Fewest Passing Attempts

Season

439	2003
447	2002
449	2005
471	2004
481	2006
529	2007
555	2008

Game

9	vs. Indianapolis, 10/23/05
10	at Pittsburgh, 12/8/02
14	at Oakland, 12/3/06
15	vs. Cleveland, 12/31/06
17	Four times, last at Tampa Bay, 12/14/03



TEXANS TEAM RECORDS

PASSING, RUSHING, RECEIVING

Most Passing Attempts, Opponents

Season

546	2007
530	2004
512	2002
504	2006
502	2003
471	2008
469	2005

Game

58	at Pittsburgh, 12/8/02
50	vs. Green Bay, 11/21/04
50	vs. Minnesota, 10/10/04
49	vs. New Orleans, 11/18/07
47	vs. New England, 11/23/03

Fewest Passing Attempts, Opponents

Season

469	2005
471	2008
502	2003
504	2006
512	2002
530	2004
546	2007

Game

11	at San Diego, 10/28/07
15	at Tennessee, 10/29/06
18	Twice, last at Minnesota, 11/2/08
20	at Seattle, 10/16/05
21	Three times, last vs. Pittsburgh, 9/18/05
23	vs. Carolina, 11/2/03

Most Pass Completions

Season

367	2008
346	2007
329	2006
286	2004
270	2005
248	2003
235	2002

Game

39	at New York Jets, 11/26/06
33	at Tennessee, 10/29/06
32	at Minnesota, 11/2/08
30	at Jacksonville, 10/14/07
29	at Jacksonville, 9/28/08
28	Three times, last at Green Bay, 12/7/08
27	Five times, last vs. Chicago, 12/28/08

Fewest Pass Completions

Season

235	2002
248	2003
270	2005
286	2004
329	2006
346	2007
367	2008

Game

3	at Pittsburgh, 12/8/02
6	Two times, last vs. Indianapolis, 10/23/05
7	at Oakland, 12/3/06
9	Three times, last vs. Cleveland, 12/31/06
10	Five times, last vs. Cleveland, 10/30/05

Most Pass Completions, Opponents

Season

361	2007
344	2004
328	2006
304	2005
297	2003
295	2008
281	2002

Game

36	vs. Minnesota, 10/10/04
33	Twice, last vs. New Orleans, 11/18/07
31	Twice, last at Indianapolis, 12/23/07
30	at Indianapolis, 11/16/08
29	vs. New England, 11/23/03
27	Two times, last at Carolina, 9/16/07

Fewest Pass Completions, Opponents

Season

281	2002
295	2008
297	2003
304	2005
328	2006
344	2004
361	2007

Game

7	Twice, last at San Diego, 10/28/07
8	vs. Tennessee, 12/29/02
10	Twice, last at Jacksonville, 12/26/04
11	at Minnesota, 11/2/08
12	Twice, last vs. Detroit, 10/19/08
13	Four times, last at Cleveland, 11/23/08

TEXANS TEAM RECORDS

PASSING, RUSHING, RECEIVING



Most Touchdown Passes

Season

24	2007
21	2008
16	2004
15	2005
14	2006
14	2003
11	2002

Game

4	vs. Tennessee, 10/21/07
3	Eight times, last vs. Cincinnati, 10/26/08
2	20 times, last vs. Chicago, 12/28/08
1	46 times, vs. Tennessee, 12/14/08

Most Touchdown Passes, Opponents

Season

32	2004
24	twice, 2005 and 2008
23	2002
22	2006
22	2003
24	2007

Game

5	Twice, last at Indianapolis, 11/14/04
4	Three times, last vs. Jacksonville, 12/30/07
3	19 times, last vs. Baltimore, 11/9/08
2	29 times, last vs. Chicago, 12/28/08
1	35 times, last vs. Jacksonville, 12/1/08

Most Consecutive Games With a Passing Touchdown

11	at Jacksonville, 10/14/07, through vs. Jacksonville, 12/30/07
8	vs. Pittsburgh, 9/18/05, through at Indianapolis, 11/13/05
4	vs. Kansas City, 9/9/07, through at Atlanta, 9/30/07

Most Consecutive Games With a Passing Touchdown, Opponents

12	vs. Cleveland, 1/2/05, through vs. St. Louis, 11/27/05
----	--------------------------------------------------------

RUSHING

Most Rushing Yards

Season

1,882	2004
1,846	2008
1,816	2005
1,687	2006
1,651	2003

1,586	2007
1,347	2002

Game

219	at Jacksonville, 12/26/04
191	vs. Indianapolis, 12/24/06
188	vs. Buffalo, 11/19/06
178	at Oakland, 11/4/07
177	at Indianapolis, 11/16/08
170	vs. Jacksonville, 12/30/07

Fewest Rushing Yards

Season

1,347	2002
1,586	2007
1,651	2003
1,687	2006
1,816	2005
1,846	2008
1,882	2004

Game

25	at New York Jets, 11/26/06
28	vs. Tennessee, 12/29/02
34	at Dallas, 10/15/06
34	at Buffalo, 11/16/03
37	at Pittsburgh, 12/8/02

Most Rushing Yards Allowed

Season

2,370	2003
2,303	2005
2,089	2002
1,963	2008
1,956	2006
1,843	2004
1,825	2007

Game

320	at Seattle, 10/16/05
247	at Washington, 12/22/02
244	at Jacksonville, 10/14/07
240	at Cincinnati, 11/9/03
234	vs. Washington, 9/24/06



TEXANS TEAM RECORDS

PASSING, RUSHING, RECEIVING

Fewest Rushing Yards Allowed

Season

1,825	2007
1,843	2004
1,956	2006
1,963	2008
2,089	2002
2,303	2005
2,370	2003

Game

27	at New York Jets, 11/26/06
39	Two times, last vs. Arizona, 12/18/05
47	vs. New Orleans, 11/18/07
54	at Chicago, 12/19/04
66	at Carolina, 9/16/07

Most Rushing Yards, Both Teams

Season

4,119	2005
4,021	2003
3,809	2008
3,725	2004
3,641	2006
3,436	2002
3,411	2007

Game

387	Texans 67 at Seattle 320, 10/16/05
380	Texans 140 at Cincinnati 240, 11/9/03
338	Texans 133 vs. Indianapolis 205, 10/23/05
331	Texans 178 at Oakland 153, 11/4/07
331	Texans 177 at Indianapolis 154, 11/16/08

Fewest Rushing Yards, Both Teams

Season

3,411	2007
3,436	2002
3,641	2006
3,725	2004
3,809	2008
4,021	2003
4,119	2005

Game

52	Texans 25 at New York Jets 27, 11/26/06
132	Twice, last Texans 24 vs. Indianapolis 30, 9/23/07
135	Texans 65 vs. Miami 70, 10/1/06
142	Texans 71 vs. Tampa Bay 71, 12/9/07
153	Texans 65 at Indianapolis 88, 12/1/02

Most Rushing Attempts

Season

481	2004
437	2005
432	2008
431	2006
424	2002
421	2003
417	2007

Game

44	at Jacksonville, 12/26/04
42	Twice, last vs. Indianapolis, 12/24/06
41	vs. Oakland, 10/3/04
39	at Oakland, 11/4/07
37	Four times, last vs. Cleveland, 10/30/05

Fewest Rushing Attempts

Season

417	2007
421	2003
424	2002
431	2006
432	2008
437	2005
481	2004

Game

12	vs. Tennessee, 10/21/07
14	at New York Jets, 11/26/06
16	Three times, last vs. Baltimore, 11/9/08
17	Three times, last vs. Indianapolis, 9/23/07
18	Twice, last at Cleveland, 11/25/07

Most Rushing Attempts, Opponents

Season

533	2003
509	2002
506	2005
446	2006
438	2008
417	2007
417	2004

Game

57	at Cincinnati, 11/9/03
47	at San Francisco, 1/1/06
46	at Washington, 12/22/02
42	Three times, last vs. Kansas City, 11/20/05
41	vs. New England, 11/23/03
40	vs. Baltimore, 11/9/08

TEXANS TEAM RECORDS

PASSING, RUSHING, RECEIVING



Fewest Rushing Attempts, Opponents

Season

417	2007
417	2004
446	2006
438	2008
506	2005
509	2002
533	2003

Game

12	vs. Jacksonville, 10/31/04
13	vs. Arizona, 12/18/05
14	vs. Miami, 10/1/06
17	Twice, last vs. Tampa Bay, 12/9/07
18	Three times, last vs. Chicago, 12/28/08

Highest Rushing Average

Season

4.3	2008
4.2	2005
3.9	2006
3.9	2004
3.9	2003
3.8	2007
3.2	2002

Game

7.4	at Cincinnati, 11/9/03
7.2	vs. Buffalo, 11/19/06
7.1	at Indianapolis, 11/16/08
7.1	vs. Tennessee, 11/28/04
5.8	Twice, last at Tennessee, 12/11/05
5.7	Three times, last at Tennessee, 10/29/06

Lowest Rushing Average

Season

3.2	2002
3.8	2007
3.9	2003
3.9	2004
3.9	2006
4.2	2005
4.3	2008

Game

1.2	at Buffalo, 11/16/03
1.3	vs. Tennessee, 12/29/02
1.4	at Pittsburgh, 12/8/02
1.8	at New York Jets, 11/26/06
2.0	Twice, last at Dallas, 10/15/06

Highest Rushing Average, Opponents

Season

4.6	2005
4.5	2008
4.4	2007
4.4	2006
4.4	2004
4.4	2003
4.1	2002

Game

9.4	at Jacksonville, 10/14/07
7.6	Twice, last at Seattle, 10/16/05
6.6	vs. Tennessee, 12/10/06
6.5	Three times, last at Buffalo, 11/16/03
6.3	vs. Indianapolis, 12/24/06

Lowest Rushing Average, Opponents

Season

4.1	2002
4.4	2007
4.4	2006
4.4	2004
4.4	2003
4.5	2008
4.6	2005

Game

1.0	at New York Jets, 11/26/06
2.1	Two times, last at Chicago, 12/19/04
2.5	New Orleans, 11/18/07
2.8	Twice, last at New England, 12/17/06
2.9	Twice, last vs. Tennessee, 10/9/05

Most Rushing Touchdowns

Season

16	2008
16	2004
14	2003
13	2006
12	2007
9	2005
6	2002

Game

3	Four times, last at Indianapolis, 11/16/08
2	18 times, last vs. Chicago, 12/28/08
1	34 times, last at Oakland, 12/21/08



TEXANS TEAM RECORDS

PASSING, RUSHING, RECEIVING

Most Rushing Touchdowns, Opponents

Season	
21	2005
18	2008
16	2006
15	2007
15	2003
14	2002
4	2004

Game

5	at Seattle, 10/16/05
4	vs. Jacksonville, 12/24/05
3	Five times, last at Pittsburgh, 9/7/08
2	20 times, last vs. Baltimore, 11/9/08

Most 100-Yard Rushing Games By An Individual

Season	
5	2008
5	2004
4	2003
3	2005
2	2006
1	2007
0	2002

Most 100-Yard Rushing Games By An Individual, Opponents

Season	
10	2005
7	2004
7	2003
6	2007
5	2008
5	2002
4	2006

Most Consecutive Games With a Rushing Touchdown

6	vs. Tennessee, 11/28/04, through vs. Cleveland, 1/2/05
5	at Oakland, 12/3/06, through vs. Cleveland, 12/31/06
5	vs. Tennessee, 11/28/04, through at Jacksonville, 12/26/04
4	vs. Indianapolis, 10/5/08, through vs. Cincinnati, 10/26/08
4	vs. New York Jets, 10/19/03, through at Cincinnati, 11/9/03

Most Consecutive Games With a Rushing Touchdown, Opponents

6	at Pittsburgh, 9/7/08, through vs. Detroit, 10/19/08
5	at Dallas, 10/15/06, through at Jacksonville, 11/12/06
5	at Jacksonville, 11/6/05, through at Baltimore, 12/4/05
5	at New Orleans, 9/14/03, through vs. New York Jets, 10/19/03
4	at New York Jets, 11/26/06, through at New England, 12/17/06
4	at Philadelphia, 9/29/02, through at Jacksonville, 10/27/02

RECEIVING

Most Receptions

Season	
367	2008
346	2007
329	2006
286	2004
270	2005
248	2003
235	2002

Game

39	at New York Jets, 11/26/06
33	at Tennessee, 10/29/06
32	at Minnesota, 11/2/08
30	at Jacksonville, 10/14/07
29	at Jacksonville, 9/28/08
28	Three times, last at Green Bay, 10/7/08
27	Five times, last vs. Chicago, 12/28/08

Fewest Receptions

Season	
235	2002
248	2003
270	2005
286	2004
329	2006
346	2007
367	2008

Game

3	at Pittsburgh, 12/8/02
6	Twice, last vs. Indianapolis, 10/23/05
7	at Oakland, 12/3/06
9	Three times, last vs. Cleveland, 12/31/06

TEXANS TEAM RECORDS

PASSING, RUSHING, RECEIVING



Most Receptions, Opponents

Season

361	2007
344	2004
328	2006
304	2005
297	2003
294	2008
281	2002

Game

36	vs. Minnesota, 10/10/04
33	Twice, last vs. New Orleans, 11/18/07
31	Twice, last at Indianapolis, 12/23/07
30	at Indianapolis, 11/16/08
29	vs. New England, 11/23/03
27	Twice, last at Carolina, 9/16/07

Fewest Receptions, Opponents

Season

281	2002
294	2008
297	2003
304	2005
328	2006
344	2004
361	2007

Game

7	Twice, last at San Diego, 10/28/07
8	vs. Tennessee, 12/29/02
10	Twice, last at Jacksonville, 12/26/04
11	at Minnesota, 11/2/08
12	Twice, last vs. Detroit, 10/19/08
13	Four times, last at Cleveland, 11/23/08

Most Receiving Yards

Season

4,474	2008
3,925	2007
3,547	2004
3,032	2006
2,841	2003
2,661	2005
2,636	2002

Game

408	at Green Bay, 12/7/08
372	vs. Minnesota, 10/10/04
371	Twice, last vs. Miami, 10/12/08
341	at Jacksonville, 10/14/07
328	vs. Chicago, 12/28/08
327	at Minnesota, 11/2/08

Fewest Receiving Yards

Season

2,636	2002
2,661	2005
2,841	2003
3,032	2006
3,547	2004
3,925	2007
4,474	2008

Game

32	at Oakland, 12/3/06
33	at Pittsburgh, 12/8/02
48	vs. Indianapolis, 10/23/05
64	at Tampa Bay, 12/14/03
70	at Buffalo, 9/11/05

Most Receiving Yards, Opponents

Season

3,878	2007
3,835	2003
3,776	2004
3,727	2005
3,635	2006
3,598	2008
3,378	2002

Game

421	at Tennessee, 10/12/03
400	at Indianapolis, 9/17/06
396	vs. Minnesota, 10/10/04
383	vs. Green Bay, 11/21/04
368	vs. New England, 11/23/03

Fewest Receiving Yards, Opponents

Season

3,378	2002
3,598	2008
3,635	2006
3,727	2005
3,776	2004
3,835	2003
3,878	2007

Game

54	at Jacksonville, 12/26/04
87	vs. Tennessee, 10/29/06
109	at Tennessee, 11/10/02
122	at Pittsburgh, 9/7/08
125	vs. Jacksonville, 10/22/06
129	at New England, 12/17/06



TEXANS TEAM RECORDS

PASSING, RUSHING, RECEIVING

Most Receiving Touchdowns

Season

25	2007
21	2008
16	2004
15	2005
14	2006
14	2003
11	2002

Game

4	vs. Jacksonville, 12/30/07
3	Eight times, last vs. Cincinnati, 10/26/08
2	20 times, last vs. Chicago, 12/28/08

Most Receiving Touchdowns, Opponents

Season

32	2004
25	2007
24	Twice, 2005 and 2008
23	2002
22	2006
22	2003

Game

5	Twice, last at Indianapolis, 11/14/04
4	Twice, last vs. Jacksonville, 12/30/07
3	19 times, last vs. Baltimore, 11/9/08
2	27 times, last vs. Chicago, 12/28/08

Highest Receiving Average

Season

12.4	2004
12.2	2008
11.5	2003
11.3	2007
11.2	2002
9.9	2005
8.7	2006

Game

17.9	at Kansas City, 9/26/04
17.2	vs. Buffalo, 10/13/02
16.9	at Chicago, 12/19/04
16.8	at Buffalo, 11/16/03
16.7	at Jacksonville, 10/27/02

Highest Receiving Average, Opponents

Season

12.9	2003
12.3	2005
12.2	2008
12.0	2002
11.1	2006
11.0	2004
10.7	2007

Game

23.4	at Tennessee, 10/12/03
22.1	vs. Detroit, 10/19/08
18.6	at San Diego, 10/28/07
18.5	vs. Tennessee, 12/29/02
18.1	vs. Pittsburgh, 9/18/05
17.8	at Indianapolis, 11/14/04

Most 100-Yard Receiving Games By An Individual

Season

11	2008
6	2007
5	2004
4	2006
3	2005
2	2003
1	2002

Most 100-Yard Receiving Games By An Individual, Opponents

Season

8	2007
8	2006
6	2003
5	2005
5	2004
5	2002
4	2008

Longest Receptions

81	vs. Buffalo, 10/13/02
78t	at Miami, 9/7/03
77t	vs. Kansas City, 9/9/07
73t	vs. New Orleans, 11/18/07
73t	at Cincinnati, 11/9/03
69	at Chicago, 12/19/04
65t	at Tennessee, 10/12/03
65t	vs. Dallas, 9/8/02
65	Twice, last vs. Oakland, 12/21/08

TEXANS TEAM RECORDS PASSING, RUSHING, RECEIVING



Longest Receptions, Opponents

96t	vs. Detroit, 10/19/08
84t	vs. Jacksonville, 9/28/03
83t	vs. Buffalo, 11/19/06
83t	vs. Buffalo, 11/19/06
80t	Twice, last vs. Miami, 10/12/08
74t	at Carolina, 9/16/07
74	vs. Washington, 9/24/06

Longest Touchdown Passes, Opponents

96	vs. Detroit, 10/19/08
84	vs. Jacksonville, 9/28/03
83	vs. Buffalo, 11/19/06
83	vs. Buffalo, 11/19/06
80	Twice, last vs. Miami, 10/12/08
74	at Carolina, 9/16/07

Longest Touchdown Passes

78	at Miami, 9/7/03)
77	vs. Kansas City, 9/9/07
73	vs. New Orleans, 11/18/07
73	at Cincinnati, 11/9/03
65	at Tennessee, 10/12/03
65	vs. Dallas, 9/8/02





TEXANS TEAM RECORDS

SPECIAL TEAMS

FIELD GOALS

Most Field Goals, Season

29	2008
26	2005
25	2007
19	2006
18	2003
17	2004
17	2002

Fewest Field Goals, Season

17	2004
17	2004
18	2003
19	2006
25	2007

Most Field Goals Attempted, Game

7	at Miami, 9/7/03
5	Four times, last at Cleveland, 11/23/08
4	Six times, last at Atlanta, 9/30/07
3	11 times, last vs. New Orleans, 11/18/07

Most Field Goals Converted, Game

5	Three times, last vs. Miami, 10/7/07
4	vs. Cleveland, 10/30/05
4	vs. Tennessee, 10/9/05
3	12 times, last at Oakland, 12/21/08

Most Field Goals Attempted, Game, Opponent

8	vs. Tennessee, 10/21/07*
5	at Cleveland, 11/23/08
	at Buffalo, 9/11/05
	vs. Cleveland, 1/2/05
4	Five times, last at Green Bay, 12/7/08
3	13 times, vs. Indianapolis, 9/23/07

Most Consecutive Games Scoring Field Goals

10	11/13/05 – 9/17/06
9	9/8/02 – 11/10/02
8	11/9/08 – 12/28/08
8	11/24/02 – 9/14/03
7	12/14/03 – 10/3/04

Most Field Goals, Opponent

Season

28	2007
28	2005
28	2003
27	2006
25	2008
24	2002
22	2004

Most Field Goals, Opponent, Game

8	vs. Tennessee, 10/21/07
5	Two times, last at Buffalo, 9/11/05
4	Six times, last vs. Tennessee, 12/14/08
3	14 times, last at Jacksonville, 9/28/08

Most Field Goals Attempted, Season

34	2005
33	2008
29	2007
25	2006
24	2004
24	2002

Fewest Field Goals Attempted, Season

22	2003
24	2004
24	2002
25	2006
29	2007

Most Field Goals Attempted, Game

7	at Miami, 9/7/03
5	Four times, last at Cleveland, 11/23/08
4	Seven times, last at Green Bay, 12/7/08
3	15 times, last at Oakland, 12/21/08

Most Field Goals, Game

5	Three times, last vs. Miami, 10/7/05
4	vs. Cleveland, 10/30/05
4	vs. Tennessee, 10/9/05
3	12 times, last at Oakland, 12/21/08

Most Field Goals, Both Teams, Game

9	Texans 5 vs. Miami 4, 10/7/07
8	Texans 0 vs. Tennessee 8, 10/21/07
7	Two times, last Texans 3 at Atlanta 4, 9/30/07
6	Four times, last Texans 2 at Tennessee 4, 12/14/08
5	10 times, last Texans 3 at Oakland 2, 12/21/08

Most Consecutive Games Scoring Field Goals

10	11/13/05 – 9/17/06
9	9/8/02 – 11/10/02
8	11/9/09 – 12/28/08
8	11/24/02 – 9/14/03
7	12/14/03 – 10/3/04

TEXANS TEAM RECORDS SPECIAL TEAMS



PUNTING

Most Punts Season

116	2002
97	2003
77	2005
73	2004
72	2006
55	2007
53	2008

Game

11	at Indianapolis, 12/1/02
10	Four times, last at Jacksonville, 12/7/03

Fewest Punts Season

53	2008
55	2007
73	2004
76	2006
77	2005
97	2003
116	2002

Game

1	vs. Miami, 10/7/07
2	13 times, last at Indianapolis, 11/16/08
3	16 times, last at Green Bay, 12/7/08
4	22 times, last vs. Chicago, 12/28/08
5	17 times, last at Carolina, 9/16/07

Most Punting Yards Season

4,720	2002
4,028	2003
3,161	2006
3,009	2004
2,990	2005
2,296	2007
2,240	2008

Game

435	at Indianapolis, 12/1/02
421	at Pittsburgh, 12/8/02
419	at Jacksonville, 12/7/03
412	vs. Dallas, 9/8/02
406	at San Diego, 9/15/02

Fewest Punting Yards Season

2,240	2008
2,296	2007
2,990	2005
3,009	2004
3,161	2006
4,028	2003
4,270	2002

Game

47	vs. Miami, 10/7/07
59	vs. Cincinnati, 10/26/08
64	vs. Jacksonville, 12/24/05
73	vs. Jacksonville, 12/30/07
77	vs. St. Louis, 11/27/05
80	vs. Indianapolis, 12/24/06

Most Punts, Opponents Season

98	2002
75	2003
69	2004
67	2008
65	2006
63	2005
59	2007

Game

10	Two times, last at San Francisco, 1/1/06
9	Two times, last at Indianapolis, 12/1/02
8	Three times, last at Green Bay, 12/7/08

Fewest Punts, Opponents Season

59	2007
63	2005
65	2006
67	2008
69	2004
75	2003
98	2002

Game

0	Two times, last vs. Jacksonville, 10/14/07
1	Five times, last at Indianapolis, 11/16/08
2	11 times, last at Cleveland, 11/23/08
3	23 times, last vs. Jacksonville, 12/1/08



TEXANS TEAM RECORDS

SPECIAL TEAMS

Most Punting Yards, Opponents

Season

3,892	2002
3,130	2003
2,978	2008
2,949	2006
2,880	2004
2,537	2007
2,528	2005

Game

400	at Indianapolis, 12/1/02
393	Two times, last at Tennessee, 10/29/06
353	at Jacksonville, 10/27/02
340	vs. Dallas, 9/8/02
334	at New Orleans, 9/14/03

Fewest Punting Yards, Opponents

Season

2,528	2005
2,537	2007
2,880	2004
2,949	2006
2,978	2008
3,130	2003
3,892	2002

Game

0	Two times, last vs. Jacksonville, 10/14/07
39	vs. Pittsburgh, 9/18/05
41	at Seattle, 10/16/05
45	at Indianapolis, 9/14/06
55	at Indianapolis, 11/16/08
55	vs. Indianapolis, 12/24/06

Most Punts, Both Teams

Season

214	2002
172	2003
142	2004
141	2006
140	2005
120	2008
114	2007

Game

20	Two times, last Texans 11 at Indianapolis 9, 12/1/02
18	Texans 10 vs. Dallas 8, 9/8/02

Fewest Punts, Both Teams

Season

114	2007
120	2008
140	2005
141	2006
142	2004
172	2003
214	2002

Game

2	Texans 2 at Jacksonville 0, 10/14/07
3	Three times, last Texans 2 at Indianapolis 1, 11/16/08
4	Three times, last Texans 2 at Jacksonville 2, 9/28/08
5	Eight times, last Texans 3 at Cleveland 2, 11/23/08
6	11 times, last Texans 3 vs. Jacksonville 3, 12/1/08

Highest Punting Average

Season

42.3	2008, 53 punts
41.7	2007, 55 punts
41.6	2006, 76 punts
41.5	2003, 97 punts
41.2	2004, 73 punts
40.7	2002, 116 punts
38.8	2005, 77 punts

Game (Minimum 4 punts)

48.8	vs. Detroit, 10/19/08, 4 punts
48.2	at New York Jets, 11/26/06, 5 punts
47.4	Two times, last vs. Indianapolis, 12/28/03, 7 punts
47.2	vs. Atlanta, 11/30/03, 5 punts
46.8	at Washington, 12/22/02, 6 punts
46.7	Two times, last at Denver, 11/7/04, 6 punts

Highest Punting Average, Opponents

Season

45.4	2006, 65 punts
44.4	2008, 67 punts
43.0	2007, 59 punts
41.7	2004, 69 punts
	2003, 75 punts
40.1	2005, 63 punts
39.7	2002, 98 punts

TEXANS TEAM RECORDS SPECIAL TEAMS



Game (Minimum 4 punts)

56.8	at Dallas, 10/15/06
52.8	at San Diego, 10/28/07
50.0	vs. Baltimore, 11/9/08
49.8	vs. Jacksonville, 12/30/07
49.3	Two times, last at New York Jets, 11/26/06
49.1	at Tennessee, 10/29/06

PUNT RETURNS

Most Punt Returns

Season

53	2002
40	2004
	2003
33	2007
32	2008
30	2005
23	2006

Game

7	at Baltimore, 12/4/05
5	Five times, last at Green Bay, 12/7/08
4	15 times, last vs. Miami, 10/12/08

Most Punt Return Yards

Season

512	2002
386	2008
329	2004
287	2007
266	2003
242	2006
223	2005

Game

92	vs. Baltimore, 12/15/02
87	vs. Miami, 10/12/08
86	vs. Indianapolis, 9/23/07
79	at San Diego, 9/15/02
67	at Oakland, 12/3/06
62	at Jacksonville, 10/27/02

Highest Punt Return Yards

Season

12.1	2008
10.5	2006
9.7	2002
8.7	2007
8.2	2004
7.4	2005
6.7	2003

Game (Minimum 4 returns)

21.8	vs. Miami, 10/12/08
15.8	at San Diego, 9/15/02
12.5	vs. Jacksonville, 12/30/07
12.4	at Jacksonville, 10/27/02
11.5	vs. Minnesota, 10/10/04
11.3	at Tennessee, 9/21/08
9.3	at Washington, 12/22/02

Most Punt Returns, Opponents

Season

58	2002
43	2003
36	2006
33	2005
30	2004
21	2008
19	2007

Game

7	vs. Dallas, 9/8/02
6	Four times, last at Jacksonville, 12/7/03
5	Two times, last vs. Philadelphia, 9/29/02
4	10 times, last at New England, 12/17/06

Most Punt Return Yards, Opponents

Season

407	2003
328	2002
275	2006
265	2004
235	2008
219	2005
151	2007

Game

80	Twice, last at Oakland, 12/21/08
73	vs. Kansas City, 9/21/03
69	at Jacksonville, 10/27/02
64	vs. Indianapolis, 9/22/02
59	at Tennessee, 10/29/06

Highest Punt Return Average, Opponents

Season

11.2	2008
9.5	2003
8.8	2004
7.9	2007
7.6	2006
6.6	2005
5.7	2002



TEXANS TEAM RECORDS

SPECIAL TEAMS

Game (Minimum 4 returns)

17.3	at Jacksonville, 10/27/02
16.0	vs. Indianapolis, 9/22/02
10.5	vs. New England, 11/23/03
9.2	at Jacksonville, 12/7/03
7.8	vs. Indianapolis, 12/28/03

Most Touchdowns, Punt Returns

2	2008
1	2002
0	2007
0	2006
0	2005
0	2004
0	2003

Most Touchdowns, Punt Returns, Opponents

1	2008
1	2006
1	2005
1	2003

KICKOFF RETURNS

Most Kickoff Returns

Season	
84	2005
80	2003
77	2002
74	2007
72	2008
71	2006
69	2004

Game

8	Four times, last at Indianapolis, 11/16/08
7	16 times, last vs. Indianapolis, 12/23/07
6	10 times, last vs. Baltimore, 11/9/08
5	28 times, last at Oakland, 12/21/08

Most Kickoff Return Yards

Season	
2,173	2005
1,961	2007
1,700	2003
1,609	2006
1,550	2008
1,529	2002
1,450	2004

Game

278	vs. Kansas City, 11/20/05
266	vs. Indianapolis, 10/23/05
234	vs. Jacksonville, 12/30/07
233	vs. Indianapolis, 9/23/07
207	at Indianapolis, 11/16/08
199	vs. Tennessee, 10/21/07

Highest Kickoff Return Average

Season	
26.5	2007
25.9	2005
22.7	2006
21.5	2008
21.3	2003
21.0	2004
19.9	2002

Game (Minimum 4 returns)

46.8	vs. Jacksonville, 12/30/07
38.0	vs. Indianapolis, 10/23/05
35.4	vs. Cleveland, 10/30/05
34.8	vs. Kansas City, 11/20/05
33.3	vs. Indianapolis, 9/23/07

Most Kickoff Returns, Opponents

Season	
73	2008
69	2007
60	2004
55	2005
53	2003
52	2006
52	2002

Game

7	Four times, last vs. Jacksonville, 12/1/08
6	Nine times, last vs. Chicago, 12/28/08
5	20 times, last at Oakland, 12/21/08
4	29 times, last at Cleveland, 11/23/08

Most Kickoff Return Yards, Opponents

Season	
1,630	2008
1,593	2007
1,386	2004
1,215	2006
1,194	2005
1,156	2002
1,149	2003

TEXANS TEAM RECORDS SPECIAL TEAMS



Game

199	vs. Oakland, 10/3/04
191	vs. Miami, 10/7/07
187	vs. Chicago, 12/28/08
168	at Cleveland, 10/20/02
157	at Detroit, 9/19/04
155	at Kansas City, 9/26/04

Highest Kickoff Return Average, Opponents

Season

23.4	2006
23.1	2007
23.1	2004
22.3	2008
22.2	2002
21.7	2005

Game (Minimum 4 returns)

42.0	at Cleveland, 10/20/02
39.3	at Detroit, 9/19/04
36.3	vs. Tennessee, 10/9/05
31.2	vs. Chicago, 12/28/08
29.2	vs. Tennessee, 12/10/06
28.4	vs. Oakland, 10/3/04

Most Touchdowns, Kickoff Returns, Opponents

1	at New England, 12/17/06
1	at Detroit, 9/19/04
1	at Cleveland, 10/20/02





INTERCEPTIONS

Most Interceptions Thrown

Seasons

21	2007
20	2008
18	2003
15	2002
14	2004
13	2006
13	2005

Game

4	Three times, last vs. Baltimore, 11/9/08
3	Six times, last at Tennessee, 9/21/08
2	20 times, last at Cleveland, 11/23/08
1	40 times, last at Oakland, 12/21/08

Fewest Interceptions Thrown

Season

13	2006
13	2005
14	2004
15	2002
18	2003
20	2008
21	2007

Game

0	39 times, last vs. Chicago, 12/28/08
1	40 times, last at Oakland, 12/21/08

Most Interceptions Thrown, Opponents

Season

22	2004
14	2003
12	2008
11	2007
11	2006
10	2002
7	2005

Game

4	Two times, last at Jacksonville, 11/12/06
3	Four times, last at Cleveland, 11/23/08
2	15 times, last vs. Cincinnati, 11/26/08

Fewest Interceptions Thrown, Opponents

Season

7	2005
10	2002
11	2007
11	2006
12	2008
14	2003
22	2004

Game

0	54 times, last vs. Chicago, 12/28/08
1	33 times, last at Oakland, 12/21/08

Most Interception Return Yards

Season

393	2004
205	2003
188	2002
178	2008
78	2006
75	2007
46	2005

Game

135	at Pittsburgh, 12/8/02
102	at Kansas City, 9/26/04
95	vs. Tennessee, 12/21/03
86	vs. Oakland, 10/3/04
44	at Minnesota, 11/2/08

Most Interception Return Yards, Opponents

Season

277	2002
230	2007
225	2005
221	2008
207	2003
174	2006
157	2004

Game

106	vs. Cincinnati, 11/3/02
99	at Tennessee, 9/21/08
96	at San Diego, 10/28/07
77	at Indianapolis, 11/14/04
71	at San Francisco, 1/1/06

TEXANS TEAM RECORDS

TURNOVERS, PENALTIES



FUMBLES

Most Fumbles

Season

34	2002
30	2005
28	Twice, 2006 and 2008
26	2007
22	2004
18	2003

Game

5	Three times, last at Green Bay, 12/7/08
4	Eight times, last vs. Tennessee, 10/21/07
3	15 times, last vs. Indianapolis, 10/5/08
2	28 times, last at Oakland, 12/21/08

Most Fumbles Lost

Season

17	2007
14	2002
12	2006
	2008
11	2005
	2004
9	2003

Game

3	at Green Bay, 12/7/08
3	vs. Tennessee, 10/21/07
3	at Tennessee, 10/29/06
2	19 times, last vs. Miami, 10/12/08

Most Touchdowns, Fumble Recovery

Season

3	2007
	2004
2	2006
1	2002
0	2005
	2003

Game

1	vs. Tennessee, 10/21/07
1	at Carolina, 9/16/07
1	vs. Kansas City, 9/9/07
1	vs. Cleveland, 12/31/06
1	at Oakland, 12/3/06
1	at Jacksonville, 12/26/04
1	at Chicago, 12/19/04
1	vs. Oakland, 10/3/04
1	at Pittsburgh, 12/8/02

Most Fumbles, Opponents

Season

24	2005
23	2007
23	2002
22	2004
19	2008
18	2003
16	2006

Game

5	at Chicago, 12/19/04
4	Three times, last at Baltimore, 12/4/05
3	16 times, last at Pittsburgh, 9/7/08
2	20 times, last vs. Chicago, 12/28/08

Most Fumbles Lost, Opponents

Season

14	2007
11	2006
11	2002
10	2008
9	2005
8	2004
8	2003

Game

3	Three times, last vs. Jacksonville, 10/14/07
2	19 times, last vs. Jacksonville, 12/1/08
1	24 times, last vs. Chicago, 12/28/08

Most Touchdowns, Fumble Recovery, Opponents

Season

2	2006
1	2008
1	2007
1	2005
1	2004
1	2003
1	2002

Game

1	vs. Indianapolis, 10/5/08
1	at Jacksonville, 10/14/07
1	at Oakland, 12/3/06
1	at Tennessee, 10/29/06
1	vs. Indianapolis, 10/23/05
1	at Indianapolis, 11/14/04
1	vs. Tennessee, 12/21/03
1	at San Diego, 9/15/02



TEXANS TEAM RECORDS

TURNOVERS, PENALTIES

PENALTIES

Most Penalties

Season

136	2002
121	2003
106	2005
106	2004
90	2006
82	2007
80	2008

Game

14	at Indianapolis, 12/1/02
13	at Seattle, 10/16/05
12	at San Diego, 9/15/02
11	Nine times, last vs. Tennessee, 12/14/08
10	Six times, last vs. Baltimore, 11/9/08

Fewest Penalties

Season

80	2008
82	2007
90	2006
106	2005
106	2004
121	2003
136	2002

Game

1	Four times, last at Oakland, 12/21/08
2	Four times, last at Jacksonville, 9/28/08
3	Nine times, last at Indianapolis, 11/16/08
4	11 times, last at Green Bay, 12/7/08
5	17 times, last vs. Jacksonville, 12/1/08

Most Yards Penalized

Season

1,011	2002
961	2003
928	2004
854	2005
761	2006
664	2008
629	2007

Game

127	vs. Tennessee, 12/14/08
109	at Denver, 11/7/04
95	at Seattle, 10/16/05
93	at Baltimore, 12/4/05
92	at Indianapolis, 12/1/02
90	at Cincinnati, 10/2/05

Fewest Yards Penalized

Season

629	2007
664	2008
761	2006
854	2005
928	2004
961	2003
1,011	2002

Game

5	Two times, last vs. Miami, 10/12/08
10	at Tennessee, 9/21/08
15	Six times, last at Oakland, 12/28/08
17	vs. Jacksonville, 10/22/06
18	at Pittsburgh, 12/8/02
19	at Tennessee, 10/17/04
20	Two times, last vs. Jacksonville, 12/30/07

Most Penalties, Opponents

Season

123	2004
105	2005
102	2002
96	2006
96	2003
81	2008
81	2007

Game

14	at Cincinnati, 10/2/05
13	Two times, last vs. Oakland, 10/3/04
12	vs. Washington, 9/24/06
11	Three times, last at Indianapolis, 11/14/04
10	Three times, last at Buffalo, 9/11/05

Fewest Penalties, Opponents

Season

81	2008
81	2007
96	2006
96	2003
102	2002
105	2005
123	2004

Game

1	Two times, last at New York Jets, 11/26/06
2	Eight times, last vs. Chicago, 12/28/08
3	Five times, last at Minnesota, 11/2/08
4	14 times, last vs. Detroit, 10/19/08
5	17 times, last at Cleveland, 11/23/08

TEXANS TEAM RECORDS TURNOVERS, PENALTIES



Most Yards Penalized, Opponents

Season

979	2004
955	2002
846	2005
792	2006
767	2003
659	2008
614	2007

Game

128	vs. Buffalo, 10/13/02
126	vs. Washington, 9/24/06
117	Two times, last at Cincinnati, 10/2/05
100	vs. Cincinnati, 11/3/02
90	vs. Green Bay, 11/21/04

Fewest Yards Penalized, Opponents

Season

614	2007
659	2008
767	2003
792	2006
846	2005
955	2002
979	2004

Game

5	Two times, last at New York Jets, 11/26/06
9	vs. New York Jets, 10/19/03
10	Two times, last vs. Chicago, 12/28/08
13	at Indianapolis, 10/26/03
14	at Oakland, 12/21/08
15	Two times, last vs. Indianapolis, 12/24/06

Most Penalties, Both Teams

Season

238	2002
229	2004
217	2003
211	2005
186	2006
163	2007
161	2008

Game

24	Texans 11 vs. Buffalo 13, 10/13/02
23	Two times, last Texans 9 at Cincinnati 14, 10/2/05
21	Texans 11 vs. Minnesota 10, 10/10/04
20	Two times, last Texans 11 at New Orleans 9, 9/14/03

Fewest Penalties, Both Teams

Season

161	2008
163	2007
186	2006
211	2005
217	2003
229	2004
238	2002

Game

3	Texans 1 at Oakland 2, 12/21/08
4	Texans 2 at Jacksonville 2, 9/28/08
5	Texans 1 vs. Miami 4, 10/12/08
6	Three times, last Texans 4 vs. Indianapolis 2, 12/24/06
7	Four times, last Texans 1 vs. Indianapolis 6, 10/5/08

Most Yards Penalized, Both Teams

Season

1,966	2002
1,907	2004
1,728	2003
1,700	2005
1,553	2006
1,323	2008
1,243	2007

Game

207	Texans 90 at Cincinnati 117, 10/2/05
203	Texans 75 vs. Buffalo 128, 10/13/02
197	Texans 80 vs. Dallas 117, 9/8/02
191	Texans 127 vs. Tennessee 64, 12/14/08
167	Texans 92 at Indianapolis 75, 12/1/02

Fewest Yards Penalized, Both Teams

Season

1,243	2007
1,323	2008
1,553	2006
1,700	2005
1,728	2003
1,907	2004
1,966	2002

Game

29	Texans 15 at Oakland 14, 12/21/08
35	Texans 5 vs. Miami 30, 10/12/08
36	Texans 5 vs. Indianapolis 31, 10/5/08
40	Three times, last Texans 15 vs. Denver 25, 12/13/07
42	Texans 15 at Jacksonville 27, 9/28/08
45	Texans 15 vs. Indianapolis 30, 9/23/07
50	Texans 15 vs. Indianapolis 35, 10/23/05



TEXANS TEAM RECORDS

WINS, POINTS, TOUCHDOWNS

GAMES PLAYED

Regular Season Record

(2002) 4-12; (2003) 5-11; (2004) 7-9;
(2005) 2-14; (2006) 6-10; (2007) 8-8; (2008) 8-8
Total, 40-72.

Home Record

(2002) 2-6; (2003) 3-5; (2004) 3-5;
(2005) 2-6; (2006) 4-4; (2007) 6-2; (2008) 6-2
Total, 26-30.

Road Record

(2002) 2-6; (2003) 2-6; (2004) 4-4;
(2005) 0-8; (2006) 2-6; (2007) 2-6; (2008) 2-6
Total, 14-42.

Most Consecutive Wins

- 4 (11/23/08-12/14/08); In one season
- 4 (12/24/06-9/16/07); Over two seasons
- 3 (10/12/08-10/26/08)
- 2 (12/19/04-12/26/04)
- 2 (10/17/04-10/31/04)
- 2 (9/26/04-10/3/04)

Most Consecutive Losses

- 7 (1/2/05 through 10/23/05)
- 6 (11/6/05 through 12/11/05)
- 5 (12/24/05 through 9/24/06)
- 5 (9/15/02 through 10/20/02)

GAMES WON

Most Consecutive Games Won

- 4 11/23/08 – 12/14/08
- 4 12/24/06 – 9/16/07
- 3 10/12/08 – 10/26/08
- 2 Five times, last 12/9/07 – 12/13/07

Most Games Won, Season

- 8 2007, 2008
- 7 2004
- 6 2006

Most Consecutive Games Won, Season

- 4 11/23/08 – 12/14/08
- 3 10/12/08 – 10/26/08
- 2 Seven times, last 12/9/07 – 12/13/07

Most Consecutive Games Won, Start of Season

- 2 2007

Most Consecutive Games Won, End of Season

- 2 2006

Most Consecutive Home Games Won

- 4 11/18/07 – 12/30/07
- 3 twice, last 12/1/08 – 12/28/08
- 2 12/24/06 – 12/31/06
- 2 10/1/06 – 10/22/06

Most Consecutive Road Games Won

- 2 11/23/08 – 12/7/08
- 2 12/19/04 – 12/26/04
- 2 9/26/04 – 10/17/04

Most Shutout Games Won or Tied, Season

- 1 2004

GAMES LOST

Most Consecutive Games Lost

- 7 1/2/05 – 10/23/05
- 6 11/6/05 – 12/11/05
- 6 12/7/03 – 9/19/04
- 5 12/24/05 – 9/26/06
- 5 9/15/02 – 10/20/02

Most Games Lost, Season

- 14 2005
- 12 2002
- 11 2003

Most Consecutive Games Lost, Season

- 6 11/6/05 – 12/11/05
- 6 9/11/05 – 10/23/05
- 5 9/15/02 – 10/20/02
- 4 Twice, last 9/7/08 – 10/5/08
- 3 Seven times, last 11/2/08 – 11/16/08

Most Consecutive Games Lost, Start of Season

- 6 2005
- 4 2008
- 2 2006
- 2 2004

Most Consecutive Games Lost, End of Season

- 4 2003
- 3 2002
- 2 2005

Most Consecutive Home Games Lost

- 5 12/24/04 – 10/23/05
- 4 9/22/02 – 11/17/02
- 3 12/24/05 – 9/24/06
- 3 12/21/03 – 9/12/04
- 3 12/15/02 – 9/21/03

TEXANS TEAM RECORDS WINS, POINTS, TOUCHDOWNS



Most Consecutive Road Games Lost

12	9/11/05 – 11/5/06
4	9/14/03 – 11/9/03
3	Six times, last 9/7/08 – 9/28/08

Most Shutout Games Lost or Tied, Season

1	2003
---	------

TOUCHDOWNS

Most Touchdowns, Season

43	2007
40	2008
37	2004
30	2006
29	2003

Fewest Touchdowns, Season

22	2002
26	2005
29	2003
30	2006
37	2004

Most Touchdowns, Game

6	vs. Jacksonville, 12/30/07
5	Twice, last vs. Cincinnati, 10/26/08
4	Seven times, last vs. Chicago, 12/28/08
3	26 times, last vs. Jacksonville, 12/1/08

Most Touchdowns Allowed

Season

50	2005
45	2008
43	2007
42	2006
42	2003
40	2002

Most Touchdown Allowed, Game

7	at Indianapolis (11/14/04)
6	Three times, last vs. Kansas City (11/20/05)
5	11 times, last vs. Baltimore (11/9/08)
4	16 times, last vs. Minnesota (11/2/08)

POINTS

Most Points, Season

379	2007
366	2008
309	2004
267	2006
260	2005
255	2003

Fewest Points, Season

213	2002
255	2003
260	2005
267	2006
309	2004

Most Points, Game

42	vs. Jacksonville, 12/30/07
36	vs. Tennessee, 10/21/07
35	vs. Cincinnati, 10/26/08
34	at Carolina, 9/16/07
31	Three times, last vs. Chicago, 10/28/08

Most Points, Shutout Victory, Game

21	Texans 21 at Jacksonville 0, 12/26/04
----	---------------------------------------

Fewest Points, Shutout Victory, Game

21	Texans 21 at Jacksonville 0, 12/26/04
----	---------------------------------------

SCORING

Most Points Scored

Season

379	2007
366	2008
309	2004
267	2006
260	2005
255	2003
213	2002

Game

42	vs. Jacksonville (12/30/07)
36	vs. Tennessee (10/21/07)
35	vs. Cincinnati, 10/26/08
34	at Carolina (9/16/07)
31	Three times, last vs. Chicago 12/28/08

Game, Opponent

49	at Indianapolis (11/14/04)
45	vs. Kansas City (11/20/05)
43	at Indianapolis (9/17/06)
42	at Seattle (10/16/05)
42	vs. Kansas City (9/21/03)



TEXANS TEAM RECORDS

WINS, POINTS, TOUCHDOWNS

Fewest Points Scored

Season	
213	2002
255	2003
260	2005
267	2006
309	2004
366	2008
379	2007

Game

0	at Jacksonville (12/7/03)
3	Six times, last at Tampa Bay (12/14/03)
6	at Dallas (10/15/06)
7	Four times, last at New England (12/17/06)
10	Seven times, last at San Diego (10/28/07)

Game, Opponent

0	at Jacksonville (12/26/04)
3	vs. Kansas City (9/9/07)
5	at Chicago (12/19/04)
6	Five times, last vs. Cleveland (11/23/08)
7	vs. Jacksonville (10/22/06)
10	Six times, last vs. New Orleans (11/18/07)

Most Points, Both Teams

74	Texans 36 vs. Tennessee 38 (10/21/07)
70	Texans 42 vs. Jacksonville 28 (12/30/07)
67	Texans 24 at Indianapolis 43 (9/17/06)
63	Texans 14 at Indianapolis 49 (11/14/04)
62	Texans 17 vs. Kansas City 45 (11/20/05)
62	Texans 28 vs. Minnesota 34 OT (10/10/04)

Fewest Points, Both Teams

16	Texans 3 vs. Tennessee 13 (12/29/02)
19	Texans 3 at Tampa Bay 16 (12/14/03)
20	Texans 14 vs. Cleveland 6 (12/31/06)
21	Texans 21 at Jacksonville 0 (12/26/04)
22	Texans 12 at Buffalo 10 (11/16/03)
22	Texans 3 at Indianapolis 19 (12/01/02)
22	Texans 16 at Cleveland 6 (11/23/08)

Most Extra Points

Season

40	2007
37	2008
34	2004
27	2006
27	2003
24	2005
20	2002

Game

6	vs. Jacksonville (12/30/07)
5	vs. Cincinnati (10/26/08)
4	Eight times, last vs. Chicago (12/28/08)
3	25 times, last vs. Jacksonville (12/1/08)

Most Extra Points, Opponents

Season

47	2005
44	2008
42	2007
40	2003
38	2006
38	2002
37	2004

Game

7	at Indianapolis (11/14/04)
6	Three times, last vs. Kansas City (11/20/05)
5	Nine times, last vs. Baltimore (11/9/08)
4	19 times, last at Minnesota (11/2/08)

Most Two-Point Conversions

Season

2	2007
2	2006
2	2002
1	2005
1	2004
1	2008
0	2003

Game

1	Nine times, last at Green Bay (12/7/08)
---	-----------------------------------------

Most Defensive Touchdowns

Season

5	2004
3	2002
2	2007
2	2006
1	2008
1	2003
0	2005

Most Defensive Touchdowns, Game

2	vs. Tampa Bay, 12/9/07
2	at Pittsburgh, 12/8/02
1	16 times, last at Minnesota, 11/2/08

TEXANS TEAM RECORDS WINS, POINTS, TOUCHDOWNS



Largest Margin of Victory

29	vs. Cincinnati, 10/26/08
21	at Jacksonville, 12/26/04
20	vs. Jacksonville, 10/22/06
19	at Chicago, 12/19/04
18	at Pittsburgh, 12/8/02)
17	Two times, last vs. Kansas City, 9/9/07

Largest Margin of Defeat

35	at Indianapolis, 11/14/04
35	vs. Cincinnati, 11/03/02
33	at New England, 12/17/06
32	at Seattle, 10/16/05
28	Four times, last vs. Baltimore, 11/9/08

Comeback Victories (Points Behind)

18	vs. Tennessee, 11/28/04, 31-21 final
14	at Carolina, 9/16/07, 34-21 final
11	vs. Miami, 10/12/08, 29-28 final
10	vs. Chicago, 12/28/08, 31-24 final
9	vs. Miami, 10/7/07, 22-19 final
8	at Miami, 9/7/03, 21-20 final

Most Points in First Quarter

14	vs. Detroit, 10/19/08
14	vs. Indianapolis, 12/24/06
14	at Pittsburgh, 12/8/02
10	vs. Jacksonville, 12/1/08
10	at San Francisco, 1/1/06

Most Points in Second Quarter

24	vs. Arizona, 12/18/05
21	vs. Jacksonville, 12/30/07
17	vs. Indianapolis, 10/5/08
17	vs. St. Louis, 11/27/05
14	Six times, last vs. Chicago, 12/28/08
13	vs. Green Bay, 11/21/04
10	Eight times, last vs. Tennessee, 12/14/08

Most Points in Third Quarter

14	Six times, last vs. Cincinnati, 10/26/08
10	Four times, last vs. Kansas City, 11/20/05

Most Points in Fourth Quarter

29	vs. Tennessee, 10/21/07
21	at Indianapolis, 9/17/06
21	vs. Minnesota, 10/10/04
17	at Chicago, 12/19/04
14	Six times, last vs. Jacksonville, 12/1/08
12	at Tennessee, 10/29/06
11	Three times, last at Green Bay, 12/7/08
10	Eight times, last vs. Chicago, 12/28/08

Most Points in First Quarter, Opponent

17	at New England, 12/17/06
14	Nine times, last at San Diego, 10/28/07
13	at Oakland, 12/21/08
10	Nine times, last vs. Chicago, 12/28/08

Most Points in Second Quarter, Opponent

21	Three times, last at Indianapolis, 12/23/07
17	Two times, last at Denver, 11/7/04
16	vs. Tennessee, 10/21/07
14	15 times, last at Minnesota, 11/2/08
13	at Buffalo, 9/11/05
10	10 times, last at Jacksonville, 10/14/07

Most Points in Third Quarter, Opponent

21	at Indianapolis, 11/14/04)
17	at Cleveland, 10/20/02
14	Nine times, last at Oakland, 12/21/08
13	vs. Indianapolis, 9/23/07
10	Seven times, last vs. Tennessee, 10/21/07

Most Points in Fourth Quarter, Opponent

22	vs. Baltimore, 11/9/08
21	at Jacksonville, 10/14/07
21	vs. Indianapolis, 10/5/08
17	Three times, last at Dallas, 10/15/06
16	at New York Jets, 12/5/04
14	12 times, last at Green Bay, 12/7/08
13	Two times, last at Indianapolis, 9/10/06
11	vs. Detroit, 10/19/08
10	11 times, last at Indianapolis, 11/16/08

Most Points in First Quarter, Both Teams

21	Three times, last Texans 7 at Carolina 14, 9/16/07
20	Texans 7 at Oakland 13, 12/21/08
17	Five times, last Texans 7 vs. Miami 10, 10/7/07
14	12 times, last Texans 7 at Minnesota 7, 11/2/08

Most Points in Second Quarter, Both Teams

31	Texans 24 vs. Arizona 7, 12/18/05
28	Three times, last Texans 21 vs. Jacksonville 7, 12/30/07
24	Three times, last Texans 3 at San Diego 21, 10/28/07
21	Five times, last Texans 0 at Indianapolis 21, 12/23/07
20	Four times, last Texans 6 at Tennessee 14, 9/21/08



TEXANS TEAM RECORDS

WINS, POINTS, TOUCHDOWNS

Most Points in Third Quarter, Both Teams

28	Texans 7 at Indianapolis, 21, 11/14/04
27	Texans 10 at Cleveland 17, 10/20/02
21	Three times, last Texans 7 at Indianapolis 14, 11/16/08
18	Texans 10 at Philadelphia 8, 9/29/02
17	Texans 7 at San Francisco 10, 1/1/06

Most Points in Fourth Quarter, Both Teams

35	Texans 29 vs. Tennessee 6, 10/21/07
34	Texans 13 at Indianapolis 21, 9/17/06
29	Texans 8 at Jacksonville 21, 10/14/07
28	Three times, last Texans 14 vs. Jacksonville 14, 12/1/08
25	Texans 11 at Green Bay 14, 12/7/08
23	Texans 14 vs. Miami 9, 10/1/06

Most Consecutive Games Scoring a Touchdown

43	10/22/06 through 12/28/08
29	12/21/03 through 11/27/05
28	9/12/02 through 11/30/03
8	12/11/05 through 10/1/06

Most Consecutive Games Scoring

83	12/14/03 – 12/28/08
28	9/8/02 – 12/30/03

Largest Lead Before Opponent Scores

21	vs. Detroit, 10/19/08
21	at Jacksonville, 12/26/04
17	Three times, last at Oakland, 11/4/07
14	Two times, last at Jacksonville, 11/6/05
13	vs. Jacksonville, 12/1/08

Most Consecutive Quarters Held Scoreless

7	4th quarter vs. Atlanta, 11/30/03, through 2nd quarter at Tampa Bay, 12/14/03
4	Three times, last 3rd quarter at Buffalo, 9/11/05 through 2nd quarter vs. Pittsburgh, 9/18/05

Most Consecutive Quarters Held Scoreless, Opponents

4	3rd quarter at San Diego, 10/28/07 through 2nd quarter at Oakland, 11/4/07
4	at Jacksonville, 12/26/04
3	4th quarter at Cleveland, 11/23/08, through 2nd quarter vs. Jacksonville, 12/1/08
3	3rd quarter vs. New Orleans, 11/18/07, through 1st quarter at Cleveland, 11/25/07

Most Consecutive Quarters Held Without a Touchdown, Opponents

13	vs. Indianapolis, 12/12/04, through vs. Cleveland, 1/2/05
8	vs. Cleveland, 12/31/06, through vs. Kansas City, 9/9/07
6	at Cleveland, 11/23/08, through vs. Jacksonville, 12/1/08

Most Points By Half, Texans

First Half

24	vs. Arizona, 12/18/05
24	vs. St. Louis, 11/27/05
21	Three times, last vs. Detroit, 10/19/08
17	14 times, last vs. Indianapolis, 10/5/08

Second Half

29	vs. Tennessee, 10/21/07
28	vs. Minnesota, 10/10/04
21	Six times, last vs. Cincinnati, 10/26/08
20	vs. Jacksonville, 12/1/08
19	at Tennessee, 10/29/06
18	at Kansas City, 9/26/04
17	Six times, last vs. Chicago, 12/28/08

Most Points By Half, Opponents

First Half

35	at San Diego, 10/28/07
31	vs. Kansas City, 11/20/05
27	at New England, 12/17/06
24	Three times, last at Indianapolis, 12/23/07
22	vs. Tennessee, 10/21/07
21	10 times, last at Minnesota, 11/2/08
20	Three times, last at Atlanta, 9/30/07

Second Half

29	vs. Baltimore, 11/9/08
28	Three times, vs. Jacksonville, 12/24/05
27	Two times, last at Jacksonville, 10/14/07
24	Five times, last at Indianapolis, 11/16/08
23	Two times, last at Indianapolis, 9/17/06
21	Six times, last vs. Indianapolis, 10/5/08

Most Points By Half, Both Teams

First Half

38	Two times, last Texans 3 at San Diego 35, 10/28/07
35	Two times, last Texans 21 vs. Jacksonville 14, 12/30/07
34	Three times, last Texans 24 vs. Arizona 10, 12/18/05
33	Texans 12 at Tennessee 21, 9/21/08
32	Texans 18 at Kansas City 14 (9/26/04)
31	Six times, last Texans 7 at Indianapolis 24, 12/23/07

TEXANS TEAM RECORDS WINS, POINTS, TOUCHDOWNS



Second Half

45	Texans 29 vs. Tennessee 16, 10/21/07
44	Texans 21 at Indianapolis 23, 9/17/06
42	Two times, last Texans 14 at Indianapolis 28, 11/14/04
38	Four times, last Texans 14 at Indianapolis 24, 11/16/08
37	Texans 10 at Cleveland 27, 10/20/02

Longest Scoring Drive (Yards)

98	vs. Tennessee, 10/21/07, 7 plays, TD
98	at Tennessee, 10/12/03, 2 plays, TD
96	vs. Kansas City, 9/21/03, 9 plays, TD
94	Three times, last vs. Chicago, 12/28/08, 11 plays, TD
93	at Baltimore, 12/4/05, 16 plays, FG
91	Three times, last vs. Cincinnati, 10/26/08, 15 plays, TD

Longest Scoring Drive (Plays)

18	at New York Giants, 11/5/06, 80 yards, TD
16	Seven times, last vs. Tennessee, 12/14/08, 60 yards, FG
15	Eight times, last vs. Cincinnati, 10/26/08, 91 yards, TD
14	10 times, last at Cleveland, 11/23/08, 79 yards, TD

Longest Scoring Drive (Time)

10:26	vs. Kansas City, 9/9/07, 15 plays, 65 yards, FG
10:08	vs. Detroit, 10/19/08, 15 plays, 79 yards, TD
9:29	vs. Indianapolis, 12/24/06, 15 plays, 51 yards, FG
9:22	vs. Cincinnati, 10/26/08, 15 plays, 91 yards, TD
8:47	vs. Indianapolis, 10/5/08, 15 plays, 67 yards, FG
8:41	vs. New England, 11/23/03, 14 plays, 79 yards, FG

Shortest Scoring Drive (Yards)

-7	at Tennessee, 9/21/08, 4 plays, FG
-5	at Pittsburgh, 12/8/02, 4 plays, FG
-4	at Pittsburgh, 9/7/08, 4 plays, FG
-1	vs. Jacksonville, 9/28/03, 4 plays, FG
1	at Denver, 11/7/04, 1 play, TD
2	vs. Dallas, 9/8/02, 4 plays, FG
3	vs. New Orleans, 11/18/07, 4 plays, FG

Shortest Scoring Drive (Plays)

1	vs. Jacksonville, 12/1/08, 7 yards, TD
1	vs. Jacksonville, 12/1/08, 40 yards, TD
1	vs. Baltimore, 11.9/08, 60 yards, TD
1	vs. Kansas City, 9/9/07, 77 yards, TD
1	at Denver, 11/7/04, 1 yard, TD
1	at Miami, 9/7/03, 78 yards, TD
2	Seven times, last vs. Jacksonville, 12/30/07, 6 yards, TD
3	12 times, last at Green Bay, 12/7/08, 75 yards, TD
4	18 times, last vs. Jacksonville, 12/1/08, 6 yards, FG

Shortest Scoring Drive (Time)

0:04	vs. Jacksonville, 12/1/08, seven yards, TD
0:04	at Denver, 11/7/04, 1 play, 1 yard, TD
0:07	vs. Jacksonville, 12/1/08 1 play, 40 yards, TD
0:09	vs. Baltimore, 11/9/08, 1 play, 60 yards, TD
0:11	vs. Jacksonville, 12/30/07, 2 plays, six 6 yards, TD



TEXANS INDIVIDUAL RECORDS

OFFENSIVE RECORDS

PASSING

Most Seasons Leading Team

5	David Carr, 2002-06
2	Matt Schaub, 2007-08

Most Consecutive Seasons Leading Team

5	David Carr, 2002-06
2	Matt Schaub, 2007-08

PASSER RATING

Highest Passer Rating, Career (1,500 attempts)

75.5	David Carr, 2002-06
------	---------------------

Highest Passer Rating, Season (224 attempts)

92.7	Matt Schaub, 2008
87.2	Matt Schaub, 2007
84.8	Sage Rosenfels, 2007

Highest Passer Rating, Rookie, Season (224 attempts)

62.8	David Carr, 2002
------	------------------

PASSING ATTEMPTS

Most Seasons Leading Team

5	David Carr, 2002-06
2	Matt Schaub, 2007-08

Most Consecutive Seasons Leading Team

5	David Carr, 2002-06
2	Matt Schaub, 2007-08

Most Passes Attempted, Career

2,070	David Carr, 2002-06
669	Matt Schaub, 2007-08
453	Sage Rosenfels, 2006-08

Most Passes Attempted, Season

466	David Carr, 2004
444	David Carr, 2002
442	David Carr, 2006

Most Passes Attempted, Rookie, Season

444	David Carr, 2002
40	Dave Ragone, 2003

Most Passes Attempted, Game

54	David Carr at New York Jets, 11/26/06
42	Matt Schaub, twice, last vs. Green Bay, 12/7/08
42	David Carr at Tennessee, 10/12/03
42	David Carr vs. Minnesota, 10/10/04

PASS COMPLETIONS

Most Seasons Leading Team

5	David Carr, 2002-06
2	Matt Schaub, 2007-08

Most Consecutive Seasons Leading Team

5	David Carr, 2002-06
2	Matt Schaub, 2007-08

Most Passes Completed, Career

1,243	David Carr, 2002-06
443	Matt Schaub, 2007-08
297	Sage Rosenfels, 2006-08

Most Passes Completed, Season

302	David Carr, 2006
285	David Carr, 2004
256	David Carr, 2005

Most Passes Completed, Rookie, Season

233	David Carr, 2002
20	Dave Ragone, 2003

Most Passes Completed, Game

39	David Carr at New York Jets, 11/26/06
29	Matt Schaub at Jacksonville, 9/28/08
28	Matt Schaub at Atlanta, 9/30/07

Most Passes Completed, Game, Opponent

36	Daunte Culpepper vs. Minnesota, 10/10/04
33	Drew Brees vs. New Orleans, 11/18/07
33	Brett Favre vs. Green Bay 11/21/04

Most Consecutive Passes Completed

*22	David Carr vs. Buffalo, 11/19/06
16	Matt Schaub vs. Indianapolis (14), 9/23/07; at Atlanta (2), 9/30/07
13	David Carr at Indianapolis (9), 9/17/06; vs. Washington (4), 9/24/06

Most Consecutive Passes Completed, Opponent

*22	Mark Brunell vs. Washington, 9/24/06
-----	--------------------------------------

PASSING COMPLETION PERCENTAGE

Most Seasons Leading Team

5	David Carr, 2002-06
1	Sage Rosenfels, 2008
1	Matt Schaub, 2007

Most Consecutive Seasons Leading Team

5	David Carr, 2002-06
---	---------------------

TEXANS INDIVIDUAL RECORDS

OFFENSIVE RECORDS



Highest Completion Percentage, Career (1,500 attempts)

60.0 David Carr, 2002-06

Highest Completion Percentage, Season (224 attempts)

68.3 David Carr, 2006
66.4 Matt Schaub, 2007
64.2 Sage Rosenfels, 2007

Highest Completion Percentage, Game (20 attempts)

85.7 Matt Schaub vs. Cincinnati, 10/26/08
84.6 David Carr at Indianapolis, 9/17/06
83.9 Matt Schaub vs. Detroit, 10/19/08

PASSING YARDS GAINED

Most Consecutive Seasons Leading Team

5 David Carr, 2002-06
2 Matt Schaub, 2007-08

Most Consecutive Seasons Leading Team

5 David Carr, 2002-06
2 Matt Schaub, 2007-08

Most Yards Gained, Career

13,391 David Carr, 2002-06
5,284 Matt Schaub, 2007-08
3,115 Sage Rosenfels, 2006-08

Most Seasons, 3,000 or More Yards Passing

1 Matt Schaub, 2008
1 David Carr, 2004

Most Yards Gained, Season

3,531 David Carr, 2004
3,043 Matt Schaub, 2008
2,767 David Carr, 2006

Most Yards Gained, Rookie, Season

2,592 David Carr, 2002
135 Dave Ragone, 2003

Most Yards Gained, Game

414 Matt Schaub at Green Bay, 12/7/08
379 Matt Schaub vs. Miami, 12/1/08
372 David Carr vs. Minnesota, 10/10/04

Most Yards Gained, Game, Opponent

421 Steve McNair at Tennessee, 10/12/03
400 Peyton Manning at Indianapolis, 9/17/06
396 Daunte Culpepper vs. Minnesota, 10/10/04

Most Games, 300 or More Yards Passing, Season

4 Matt Schaub, 2008
2 David Carr, 2004

Most Games, 300 or More Yards Passing, Career

5 Matt Schaub, 2007-08
4 David Carr, 2002-06

Longest Pass Completion

81 David Carr to Corey Bradford vs. Buffalo, 10/13/02
78 David Carr to Corey Bradford at Miami, 9/7/03
77 Matt Schaub to Andre Johnson vs. Kansas City, 9/9/07 (TD)

PASSING AVERAGE GAIN

Most Seasons Leading Team

5 David Carr, 2002-06
1 Matt Schaub, 2007

Most Consecutive Seasons Leading Team

5 David Carr, 2002-06

Highest Average Gain, Career (1,500 attempts)

6.47 David Carr, 2002-06

Highest Average Gain, Season (224 attempts)

8.0 Matt Schaub, 2008
7.75 Matt Schaub, 2007
7.58 David Carr, 2004

Highest Average Gain, Rookie, Season (224 attempts)

5.84 David Carr, 2002

Highest Average Gain, Game (20 attempts)

10.23 Matt Schaub vs. Kansas City, 9/9/07
10.23 David Carr at Tennessee, 10/17/04
10.17 David Carr vs. Jacksonville, 12/24/05

Highest Average Gain, Game, Opponents (20 attempts)

15.59 Steve McNair at Tennessee, 10/12/03
12.10 Ben Roethlisberger vs. Pittsburgh, 9/18/05
11.85 Peyton Manning at Indianapolis, 11/14/04

PASSING TOUCHDOWNS

Most Seasons Leading Team

5 David Carr, 2002-06
1 Sage Rosenfels, 2007
1 Matt Schaub, 2008



TEXANS INDIVIDUAL RECORDS

OFFENSIVE RECORDS

Most Consecutive Seasons Leading Team

5 David Carr, 2002-06

Most Touchdowns Passes, Career

59 David Carr, 2002-06
24 Sage Rosenfels, 2006-08
24 Matt Schaub, 2007-08

Most Touchdown Passes, Season

16 David Carr, 2004
15 Sage Rosenfels, 2007
15 Matt Schaub, 2008

Most Touchdowns Passes, Rookie, Season

9 David Carr, 2002

Most Touchdown Passes, Game

4 Sage Rosenfels vs. Tennessee, 10/21/07
3 Seven times, last by Matt Schaub
vs. Cincinnati, 10/26/08
2 18 times, last by Matt Schaub
vs. Chicago, 12/28/08

Most Touchdown Passes, Game, Opponent

5 Daunte Culpepper vs. Minnesota, 10/10/04
Peyton Manning at Indianapolis, 11/14/04
3 Gus Frerotte at Minnesota, 11/2/08

Most Games, Four or More Touchdown Passes Career

1 Sage Rosenfels, 2006-07

Most Games, Four or More Touchdown Passes, Season

1 Sage Rosenfels, 2007

Most Consecutive Games, Touchdown Passes

9 Sage Rosenfels, 10/14/07 – 12/30/07
8 David Carr, 9/18/05 – 11/13/05
6 David Carr, 9/19/04 – 10/31/04

PASSES HAD INTERCEPTED

Most Consecutive Passes Attempted, None Intercepted

99 David Carr, 12/24/05 through 9/17/06
David Carr, 10/17/04 through 11/14/04
Matt Schaub, 10/19/08 through 10/26/08
59 Matt Schaub, 9/23/07 through 10/7/07
57 Matt Schaub, 9/9/07 through 9/23/07

Most Passes Had Intercepted, Career

65 David Carr, 2002-06
23 Sage Rosenfels, 2006-08
19 Matt Schaub, 2007-08

Most Passes Had Intercepted, Season

15 David Carr, 2002
14 David Carr, 2004
13 David Carr, 2003

Most Passes Had Intercepted, Game

4 Twice, last by Sage Rosenfels
vs. Baltimore, 11/9/08
3 Six times, last by Matt Schaub
at Jacksonville, 9/28/08
2 20 times, last by Sage Rosenfels
at Cleveland, 11/23/08

Most Passes Had Intercepted, Game, Opponent

4 David Garrard at Jacksonville, 11/12/06
Steve McNair at Tennessee, 10/17/04

Most Attempts, No Interceptions, Game

42 David Carr vs. Minnesota, 10/10/04
41 David Carr at Denver, 11/7/04
40 Twice, last by Matt Schaub
at Jacksonville, 9/28/08

Most Attempts, No Interceptions, Game, Opponent

50 Daunte Culpepper vs. Minnesota, 10/10/04
46 Peyton Manning vs. Indianapolis, 11/16/08
42 Kerry Collins vs. Tennessee, 10/21/07

LOWEST PERCENTAGE, PASSES INTERCEPTED

Most Seasons Leading Team, Lowest Percentage, Passes Had Intercepted

5 David Carr, 2002-06
2 Matt Schaub, 2007-08

Lowest Percentage, Passes Had Intercepted, Career (1,500 attempts)

3.1 David Carr, 2002-06

Lowest Percentage, Passes Had Intercepted, Season (224 attempts)

2.6 Twice, last by Matt Schaub, 2008
2.7 David Carr, 2006
3.0 David Carr, 2004

TEXANS INDIVIDUAL RECORDS

OFFENSIVE RECORDS



Lowest Percentage, Passes Had Intercepted, Rookie, Season (224 attempts)

3.4 David Carr, 2002

TIMES SACKED

Most Times Sacked, Career

249 David Carr, 2002-06
39 Matt Schaub, 2007-08
15 Sage Rosenfels, 2006-08

Most Times Sacked, Season

*76 David Carr, 2002
68 David Carr, 2005
49 David Carr, 2004

Most Times Sacked, Game

9 David Carr at San Diego, 9/15/03
8 David Carr at Cleveland, 10/20/02
David Carr vs. Pittsburgh, 9/18/05
7 Three times, last by David Carr
vs. Tennessee, 10/9/05

Most Times Sacked, Game, Opponent

6 Tommy Maddox at Pittsburgh,
5 six times, last Jay Cutler vs. Denver, 12/13/07

RUSHING

Most Seasons Leading Team

3 Domanick Williams#, 2003-05
2 Ron Dayne, 2006-07
1 Jonathan Wells, 2002
1 Steve Slaton, 2008

Most Consecutive Seasons Leading Team

3 Domanick Williams#, 2003-05
2 Ron Dayne, 2006-07

RUSHING ATTEMPTS

Most Seasons Leading Team

3 Domanick Williams#, 2003-05
2 Ron Dayne, 2006-07
1 Jonathan Wells, 2002
1 Steve Slaton, 2008

Most Consecutive Seasons Leading Team

3 Domanick Williams#, 2003-05
2 Ron Dayne, 2006-07

Most Attempts, Career

770 Domanick Williams#, 2003-05
374 Jonathan Wells, 2002-05
345 Ron Dayne, 2006-07

Most Attempts, Season

302 Domanick Williams#, 2004
268 Steve Slaton, 2008
238 Domanick Williams#, 2003

Most Attempts, Season, Rookie

268 Steve Slaton, 2008
238 Domanick Williams#, 2003
197 Jonathan Wells, 2002

Most Attempts, Game

32 Ron Dayne vs. Indianapolis, 12/24/06
31 Domanick Williams#
at Jacksonville, 12/26/04
Domanick Williams#
at Indianapolis, 11/14/04
29 Domanick Williams# at Baltimore, 12/4/05

Most Attempts Game, Rookie

27 Domanick Williams#
vs. New York Jets, 10/19/03
26 Domanick Williams# at Buffalo, 11/16/03
26 Steve Slaton at Green Bay, 12/7/08
25 Domanick Williams#
at Indianapolis, 10/26/03

Most Attempts, Game, Opponent

43 Rudi Johnson, vs. Cincinnati, 11/9/03
36 Larry Johnson, vs. Kansas City, 11/20/05
34 Thomas Jones, at Tampa Bay, 12/14/03

RUSHING YARDS GAINED

Most Yards Gained, Career

3,195 Domanick Williams#, 2003-05
1,385 Ron Dayne, 2006-07
1,282 Steve Slaton, 2008

Most Seasons, 1,000 or More Yards Rushing

2 Domanick Williams#, 2003-04

Most Consecutive Seasons, 1,000 or More Yards Rushing

2 Domanick Williams#, 2003-04

Most Yards Gained, Season

1,282 Steve Slaton, 2008
1,188 Domanick Williams#, 2004
1,031 Domanick Williams#, 200

Most Yards Gained, Rookie, Season

1,282 Steve Slaton, 2008
1,031 Domanick Williams#, 2003
529 Jonathan Wells, 2002



TEXANS INDIVIDUAL RECORDS

OFFENSIVE RECORDS

Most Yards Gained, Game

158	Domanick Williams# at Jacksonville, 12/26/04
156	Steve Slaton at Indianapolis, 11/16/08
155	Domanick Williams# at Baltimore, 12/4/05

Most Yards Gained, Game, Opponent

211	Larry Johnson vs. Kansas City, 11/20/05
182	Rudi Johnson at Cincinnati, 11/9/03
171	Edgerrin James vs. Indianapolis, 12/28/03

Most Yards Gained, Game, Rookie

156	Steve Slaton at Indianapolis, 11/16/08
129	Domanick Williams# vs. New York Jets, 10/19/03
116	Wali Lundy at Tennessee, 10/29/06

Most Games, 100 or More Yards Rushing

11	Domanick Williams#, 2003-05
5	Steve Slaton, 2008
2	Ron Dayne, 2006-07

Most Consecutive Games, 100 or More Yards Rushing

3	Steve Slaton, 12/1/08 – 12/14/08
2	Three times, last by Domanick Williams# 12/4/05 – 12/11/05

Longest Run From Scrimmage

71t	Steve Slaton at Indianapolis, 11/16/08
51	Domanick Williams# at Cincinnati, 11/9/03
44	Three times, last by Domanick Williams# at Tennessee, 12/11/05

Longest Run From Scrimmage, Opponents

76	Fred Taylor at Jacksonville, 10/14/07
70	Tiki Barber vs. New York Giants, 11/24/02 (TD)
64	Travis Henry at Buffalo, 11/16/03

RUSHING AVERAGE GAIN

Highest Average Gain, Career (750 attempts)

4.1	Domanick Williams#, 2003-05
-----	-----------------------------

Highest Average Gain, Season (100 attempts)

4.8	Steve Slaton, 2008 (268-1,282)
4.3	Domanick Williams#, 2003 (238-1,031)
4.2	Domanick Williams#, 2005 (230-976)

Highest Average Gain, Game (10 attempts)

11.1	Steve Slaton at Indianapolis, 11/16/08 (14-156)
------	----------------------------------------------------

8.6	Darius Walker vs. Jacksonville, 12/30/07 (10-86)
-----	-----------------------------------------------------

8.1	Domanick Williams# vs. Tennessee, 11/28/04 (16-129)
-----	--------------------------------------------------------

Highest Average Gain, Game, Opponent (10 attempts)

10.4	Maurice Jones-Drew at Jacksonville, 10/14/07
------	-------------------------------------------------

8.4	Amos Zereoue vs. Oakland, 10/3/04 (14-117)
-----	-----------------------------------------------

7.8	Ladell Betts vs. Washington, 9/24/06 (16-124)
-----	--------------------------------------------------

Most Seasons Leading Team

2	Jonathan Wells, 2002, 2005
2	Domanick Williams#, 2003-04
2	Ron Dayne, 2006-07

Most Consecutive Seasons Leading Team

2	Domanick Williams#, 2003-04
2	Ron Dayne, 2006-07

Most Touchdowns, Career

23	Domanick Williams#, 2003-05
11	Ron Dayne, 2006-07
10	Jonathan Wells, 2002-05
9	Steve Slaton, 2008

Most Touchdowns, Season

13	Domanick Williams#, 2004
9	Steve Slaton, 2008
8	Domanick Williams#, 2003

Most Touchdowns, Game

2	14 times, last by Steve Slaton vs. Jacksonville, 12/1/08
---	-------------------------------------------------------------

Most Touchdowns, Game, Rookie

2	Six times, last by Steve Slaton vs. Jacksonville, 12/01/08
---	---------------------------------------------------------------

Most Touchdowns, Game, Opponent

4	Shaun Alexander at Seattle, 10/16/05
3	Twice, last by Willie Parker vs. Pittsburgh, 9/07/08
2	12 times, last by Earnest Graham vs. Tampa Bay, 12/9/07

Most Consecutive Games Rushing for Touchdowns

6	Domanick Williams#, 11/28/04 – 1/2/05
3	Ron Dayne, 12/10/06 – 12/24/06 Domanick Williams#, 12/21/03 – 9/12/04
2	Five times, last by Steve Slaton, 10/19/08 – 10/26/08

TEXANS INDIVIDUAL RECORDS OFFENSIVE RECORDS



Most Seasons Leading Team

- 5 Andre Johnson, 2003-06, 08
- 1 Kevin Walter, 2007
- 1 Billy Miller, 2002

Most Consecutive Seasons Leading Team

- 4 Andre Johnson, 2003-06

Most Pass Receptions, Career

- 486 Andre Johnson, 2003-08
- 171 Jabar Gaffney, 2002-05
- 167 Owen Daniels 2006-08

Most Seasons, 50 or More Pass Receptions

- 6 Andre Johnson, 2003-08
- 2 Eight times, last by Kevin Walter and Owen Daniels, 2008

Most Pass Receptions, Season

- 115 Andre Johnson, 2008
- 103 Andre Johnson, 2006
- 79 Andre Johnson, 2004

Most Pass Receptions, Rookie, Season

- 66 Andre Johnson, 2003
- 47 Domanick Williams#, 2003
- 41 Jabar Gaffney, 2002

Most Pass Receptions, Game

- 12 Three times, last by Kevin Walter at Jacksonville, 10/14/07
- 11 Six times, last by Andre Johnson vs. Tennessee 12/14/08
- 10 Eight times, last by Andre Johnson vs. Chicago, 12/28/08

Most Pass Receptions, Game, Opponent

- 12 Reggie Bush vs. New Orleans, 11/18/07
- Mewelde Moore vs. Minnesota, 10/10/04

Most Consecutive Games, Pass Reception

- 50 Andre Johnson, 11/6/05 – 12/28/08
- 35 Andre Johnson, 9/7/03 – 10/2/05
- 34 Owen Daniels, 12/10/06 – 12/28/08

RECEIVING YARDS GAINED

Most Seasons Leading Team

- 6 Andre Johnson, 2003-08
- 1 Corey Bradford, 2002

Most Consecutive Seasons Leading Team

- 6 Andre Johnson, 2003-08

Most Yards Gained, Career

- 6,379 Andre Johnson, 2003-08
- 2,009 Jabar Gaffney, 2002-05
- 1,992 Corey Bradford, 2002-05
- 1,982 Owen Daniels, 2006-08

Most Seasons, 1,000 or More Yards, Pass Receiving

- 3 Andre Johnson, 2004, 2006, 2008

Most Yards Gained, Season

- 1,575 Andre Johnson, 2008
- 1,147 Andre Johnson, 2006
- 1,142 Andre Johnson, 2004

Most Yards Gained, Rookie, Season

- 976 Andre Johnson, 2003
- 483 Jabar Gaffney, 2002
- 352 Owen Daniels, 2006

Most Yards Gained, Game

- 207 Andre Johnson vs. Tennessee, 12/14/08
- 178 Andre Johnson vs. Miami, 10/12/08
- 170 Andre Johnson vs. Minnesota, 10/10/04

Most Yards Gained, Game, Opponent

- 265 Lee Evans vs. Buffalo, 11/19/06
- 177 Derrick Mason at Tennessee, 10/12/03
- 154 Calvin Johnson vs. Detroit, 10/19/08

Most Games, 100 or More Yards Pass Receiving, Career

- 25 Andre Johnson, 2003-08
- 3 Corey Bradford, 2002-05
- 2 Kevin Walter, 2006-08

Most Games, 100 or More Yards Pass Receiving, Season

- 8 Andre Johnson, 2008
- 4 Three times, last by Andre Johnson, 2007
- 3 Andre Johnson, 2003

Most Consecutive Games, 100 or More Yards Pass Receiving

- 4 Andre Johnson, 10/5/08 – 10/26/08
- 3 Andre Johnson, 9/9/07 – 11/18/07
- 2 Andre Johnson, 9/24/06 – 10/1/06

Longest Pass Reception

- 81 Corey Bradford from David Carr vs. Buffalo, 10/13/02
- 78 Corey Bradford from David Carr at Miami, 9/7/03 (TD)
- 77 Andre Johnson from Matt Schaub vs. Kansas City, 9/9/07 (TD)



TEXANS INDIVIDUAL RECORDS

OFFENSIVE RECORDS

Longest Pass Reception, Opponent

96	Calvin Johnson vs. Detroit, 10/19/08 (TD)
84	Troy Edwards vs. Jacksonville, 10/28/03 (TD)
83	Lee Evans vs. Buffalo, 11/19/06 (TD)

RECEIVING AVERAGE GAIN

Highest Average Gain, Career (200 receptions)

13.1	Andre Johnson, 2003-08
------	------------------------

Highest Average Gain, Season (32 receptions)

17.7	André Davis, 2007
15.5	Corey Bradford, 2002
15.4	Jabar Gaffney, 2004

Highest Average Gain, Game (3 receptions)

30.5	Andre Johnson at Buffalo, 11/16/03
28.7	Andre Johnson at Detroit, 9/19/04
27.3	Jabar Gaffney at Chicago, 12/19/04

RECEIVING TOUCHDOWNS

Most Seasons Leading Team

5	Andre Johnson, 2003-04, 2006-08
3	Corey Bradford, 2002-03, 2005
1	Owen Daniels, 2006 Kevin Walter, 2008

Most Consecutive Seasons Leading Team,

3	Andre Johnson, 2006-08
---	------------------------

Most Touchdowns, Career

33	Andre Johnson, 2003-08
18	Corey Bradford, 2002-05
12	Kevin Walter, 2006-08

Most Touchdowns, Season

8	Three times, last by Andre Johnson Kevin Walter 2008
6	Andre Johnson, 2004 Corey Bradford, 2002
5	Three times, last by Owen Daniels, 2006

Most Touchdowns, Rookie, Season

5	Owen Daniels, 2006
4	Andre Johnson, 2003
1	Four times, last by Steve Slaton, 2008

Most Touchdowns, Game

2	Ten times, last by Andre Johnson vs. Chicago, 12/28/08
---	--------------------------------------------------------

Most Touchdowns, Game, Rookie

2	Owen Daniels at Tennessee, 10/29/06
2	Andre Johnson vs. Kansas City, 9/21/03
1	Steve Slaton at Jacksonville, 9/28/08

Most Touchdowns, Game, Opponent

3	Steve Smith at Carolina, 9/16/07
	Terrell Owens at Dallas, 10/15/06
	Derrick Mason at Tennessee, 10/12/03

Most Consecutive Games, Touchdowns

4	Andre Johnson, 12/2/07 – 12/23/07
3	Twice, last by Andre Johnson, 12/1/08 – 12/14/08
2	Eight times, last by David Anderson, 10/26/08 – 11/2/08

RECEIVING YARDS FROM SCRIMMAGE

Most Scrimmage Yards, Career

6,405	Andre Johnson, 2003-08
4,471	Domanick Williams#, 2003-05
2,065	Jabar Gaffney, 2002-05

Most Scrimmage Yards, Season

1,776	Domanick Williams#, 2004
1,659	Steve Slaton, 2008
1,575	Andre Johnson, 2008

Most Scrimmage Yards, Rookie, Season

1,659	Steve Slaton, 2008
1,382	Domanick Williams#, 2003
966	Andre Johnson, 2003

Most Scrimmage Yards, Game

207	Andre Johnson vs. Tennessee, 12/14/08
201	Domanick Williams# vs. Indianapolis, 12/12/04
199	Domanick Williams# vs. New York Jets, 10/19/03

Most Scrimmage Yards, Game, Opponent

265	Lee Evans vs. Buffalo, 11/19/06
217	Larry Johnson vs. Kansas City, 11/20/05
206	Edgerrin James vs. Indianapolis, 12/28/03

COMBINED NET YARDS GAINED

Rushing, receiving, interception returns, punt returns, kickoff returns, and fumble returns

Most Seasons Leading Team

3	Domanick Williams#, 2003-05
---	-----------------------------

TEXANS INDIVIDUAL RECORDS OFFENSIVE RECORDS



- 2 Ron Dayne, 2006-07
- 1 Jonathan Wells
- Steve Slaton, 2008

- 34 Thomas Jones at Tampa Bay, 12/14/03

YARDS GAINED

Most Consecutive Seasons Leading Team

- 3 Domanick Williams#, 2003-05
- 2 Ron Dayne, 2006-07

ATTEMPTS

Most Attempts, Career

- 931 Domanick Williams#, 2003-05
- 486 Andre Johnson, 2003-08
- 427 Jonathan Wells, 2002-05
- 318 Steve Slaton, 2008

Most Attempts, Season

- 370 Domanick Williams#, 2004
- 318 Steve Slaton, 2008
- 288 Domanick Williams#, 2003
- 273 Domanick Williams#, 2005

Most Attempts, Game

- 38 Domanick Williams# at Indianapolis, 11/14/04
- 36 Domanick Williams# at Detroit, 9/19/04
- 36 Domanick Williams# vs. New York Jets, 10/19/03

Most Attempts, Game, Opponent

- 43 Rudi Johnson at Cincinnati, 11/9/03
- 36 Larry Johnson vs. Kansas City, 11/20/05

Most Yards Gained, Career

- 6,379 Andre Johnson, 2003-08
- 4,585 Domanick Williams#, 2003-05
- 3,211 J.J. Moses, 2003-04

Most Yards Gained, Season

- 1,776 Domanick Williams#, 2004
- 1,675 Jerome Mathis, 2005
- 1,659 Steve Slaton, 2008

Most Yards Gained, Rookie, Season

- 1,675 Jerome Mathis, 2005
- 1,659 Steve Slaton, 2008
- 1,443 Domanick Williams#, 2003
- 966 Andre Johnson, 2003

Most Yards Gained, Game

- 266 Jerome Mathis vs. Kansas City, 11/20/05
- 266 Jerome Mathis vs. Indianapolis, 10/23/05
- 254 André Davis vs. Jacksonville, 12/30/07

Most Yards Gained, Game, Opponent

- 265 Lee Evans vs. Buffalo, 11/19/06
- 217 Larry Johnson vs. Kansas City, 11/20/05
- 206 Edgerrin James vs. Indianapolis, 12/28/03





TEXANS INDIVIDUAL RECORDS

DEFENSIVE RECORDS

INTERCEPTIONS BY

Most Seasons Leading Team

- 2 Dunta Robinson, 2004, 2006
- 1 Six times, last by Jacques Reeves, 2008

Most Interceptions By, Career

- 13 Dunta Robinson, 2004-08
- 11 Marcus Coleman, 2002-05
- Aaron Glenn, 2002-04
- 5 DeMarcus Faggins, 2002-07

Most Interceptions By, Season

- 7 Marcus Coleman, 2003
- 6 Dunta Robinson, 2004
- 5 Aaron Glenn, 2004
- Aaron Glenn, 2002

Most Interceptions By, Rookie, Season

- 6 Dunta Robinson, 2004
- 3 Fred Bennett, 2007
- 1 DeMeco Ryans, 2006
- 1 C.C. Brown, 2005

Most Interceptions By, Game

- 2 Dunta Robinson vs. Oakland, 10/3/04
- 2 Kenny Wright vs. Jacksonville, 9/28/03
- 2 Marcus Coleman at Miami, 9/7/03
- 2 Aaron Glenn at Pittsburgh, 12/8/02

Most Interceptions By, Game, Opponent

- 2 Seven times, last Ray Lewis vs. Baltimore, 11/9/08

Most Consecutive Games, Passes Intercepted By

- 2 Eight times, last by Jacques Reeves, 11/23/08 – 12/1/08

TURNOVER YARDS GAINED

Most Seasons Leading Team

- 1 Eight times, last by Jacques Reeves, 2008

Most Yards Gained, Career

- 221 Aaron Glenn, 2002-04
- 217 Marcus Coleman, 2002-05
- 162 Dunta Robinson, 2004-07

Most Yards Gained, Season

- 181 Aaron Glenn, 2002
- 146 Dunta Robinson, 2004
- 116 Marcus Coleman, 2004

Most Yards Gained, Rookie, Season

- 146 Dunta Robinson, 2004
- 47 Fred Bennett, 2007
- 16 DeMeco Ryans, 2006

Most Yards Gained, Game

- 135 Aaron Glenn at Pittsburgh, 12/8/02
- 102 Marcus Coleman at Kansas City, 9/28/04
- 95 Marlon McCree vs. Tennessee, 12/21/03

Most Yards Gained, Game, Opponent

- 102 Artrell Hawkins vs. Cincinnati, 11/3/02
- 99 Cortland Finnegan vs. Tennessee, 9/21/08
- 91 Antonio Cromartie at San Diego, 10/28/07

Longest Return (All TDs)

- 102 Marcus Coleman at Kansas City, 9/26/04
- 95 Marlon McCree vs. Tennessee, 12/21/03
- 70 Aaron Glenn at Pittsburgh, 12/8/02

DEFENSIVE TOUCHDOWNS

Most Touchdowns, Career

- 2 Aaron Glenn, 2002-04
- 1 Dunta Robinson, 2004-08
- 1 DeMarcus Faggins, 2002-08
- 1 Marcus Coleman, 2002-05
- 1 Marlon McCree, 2003-04
- 1 Jacques Reeves, 2008

Most Touchdowns, Season

- 2 Aaron Glenn, 2002
- 1 Dunta Robinson, 2006
- 1 DeMarcus Faggins, 2004
- 1 Marcus Coleman, 2004
- 1 Marlon McCree, 2003
- 1 Jacques Reeves, 2008

Most Touchdowns, Game

- 2 Aaron Glenn v. Pittsburgh, 12/8/02

SACKS

Most Seasons Leading Team

- 2 Mario Williams, 2007-08
- 1 Six times, last by Mario Williams, 2007

Most Sacks, Career

- 30.5 Mario Williams, 2006-08
- 15.0 Kailee Wong, 2002-06
- 13.0 Jason Babin, 2004-06

Most Sacks, Season

- 14.0 Mario Williams, 2007
- 12.0 Mario Williams, 2008
- 8.0 Jeff Posey, 2002

Most Sacks, Rookie, Season

- 5.5 Amobi Okoye, 2007
- 4.5 Mario Williams, 2006
- 4.0 Jason Babin, 2004

TEXANS INDIVIDUAL RECORDS DEFENSIVE RECORDS



Most Sacks, Game

- 3.5 Mario Williams vs. Denver, 12/13/07
- 3.0 Shantee Orr at Baltimore, 12/4/05
- Mario Williams vs. Jacksonville, 12/1/08
- 2.5 Mario Williams at Tennessee, 12/2/07

Most Sacks, Game, Opponent

- 3 Eight times, last by James Harrison at Pittsburgh, 9/7/08

Most Season, 10 or More Sacks

- 2 Mario Williams, 2007-08

Most Consecutive Games, Sack

- 6 Mario Williams, 11/18/07 – 12/23/07
- 4 Jeff Posey, 9/15/02 – 10/13/02
- 3 Four times, last by Amobi Okoye, 9/16/07 – 9/30/07

FUMBLES

Most Fumbles, Career

- 68 David Carr, 2002-06
- 10 Domanick Williams#, 2003-05
- 17 Matt Schaub, 2007-08

Most Fumbles, Season

- 21 David Carr, 2002
- 17 David Carr, 2005
- 16 David Carr, 2006

Most Fumbles, Game

- 3 Eight times, last by Sage Rosenfels vs. Indianapolis, 10/5/08
- 2 26 times, last by Jacoby Jones vs. Green Bay, 12/7/08

FUMBLES RECOVERED

Most Fumbles Recovered, Career, Own

- 28 David Carr, 2002-06
- 7 DeMeco Ryans, 2006-08
- 5 Chester Pitts, 2002-07
- Morlon Greenwood, 2005-07

Most Fumbles Recovered, Season, Own and Opponents'

- 12 David Carr, 2002
- 6 David Carr, 2005
- 5 David Carr, 2006

Most Fumbles Recovered, Game, Own and Opponents'

- 2 DeMeco Ryans vs. Tennessee, 10/21/07
- 2 David Carr vs. Kansas City, 11/20/05
- 2 David Carr at Detroit, 9/19/04
- 2 David Carr at Washington, 12/22/02
- 2 David Carr at Pittsburgh, 12/8/02

OWN FUMBLES RECOVERED

Most Own Fumbles Recovered, Career

- 28 David Carr, 2002-06
- 6 Matt Schaub 2007-08
- 5 Chester Pitts, 2002-07

Most Own Fumbles Recovered, Season

- 12 David Carr, 2002
- 6 David Carr, 2005
- 5 David Carr, 2006
- 4 Twice, last by Matt Schaub, 2008
- 3 Chester Pitts, 2006

Most Own Fumbles Recovered, Game

- 2 Four times, last time, David Carr vs. Kansas City, 11/20/05

OPPONENTS' FUMBLES RECOVERED

Most Opponents' Fumbles Recovered, Career

- 7 DeMeco Ryans, 2006-08
- 5 Morlon Greenwood, 2005-07
- 4 Three times, last by DeMeco Ryans, 2006-07

Most Opponents' Fumbles Recovered, Season

- 3 Twice by DeMeco Ryans, 2007 and 2008
- 3 C.C. Brown, 2007
- 3 Morlon Greenwood, 2006
- 3 Jamie Sharper, 2002

Most Opponents' Fumbles Recovered, Game

- 2 DeMeco Ryans vs. Tennessee, 10/21/07

YARDS RETURNING FUMBLES

Longest Fumble Run

- 66 Antwan Peek at Jacksonville, 12/26/04 (TD)
- 60 Charlie Anderson at Chicago, 12/19/04 (TD)
- 58 DeMarcus Faggins at Oakland, 12/3/06 (TD)

DEFENSIVE TOUCHDOWNS

Most Touchdowns, Career

- 1 Nine times, last by DeMeco Ryans, 2006-07

Most Touchdowns, Season

- 1 Nine times, last by DeMeco Ryans, 2007



TEXANS INDIVIDUAL RECORDS

SPECIAL TEAMS RECORDS

PUNTING

Most Seasons Leading Team

- 5 Chad Stanley, 2002-06
- 2 Matt Turk, 2007-08

Most Consecutive Seasons Leading Team

- 5 Chad Stanley, 2002-06
- 2 Matt Turk, 2007-08

PUNTS

Most Punts, Career

- 437 Chad Stanley, 2002-06
- 108 Matt Turk, 2007-08

Most Punts, Season

- 114 Chad Stanley, 2002
- 97 Chad Stanley, 2003
- 77 Chad Stanley, 2005

Most Punts, Game

- 11 Chad Stanley at Indianapolis, 12/1/02
- 10 Four times, last by Chad Stanley at Jacksonville, 12/7/03
- 9 Chad Stanley at Tennessee, 12/11/05
- Chad Stanley vs. New York Giants, 11/24/02

Most Punts, Game, Opponent

- 10 Darren Bennett at San Diego, 9/15/02
- 9 Three times, last by Andy Lee at San Francisco, 1/1/06

Longest Punt

- 62 Chad Stanley at Pittsburgh, 12/8/02
- Chad Stanley vs. Cleveland, 12/31/06
- 61 Chad Stanley vs. Tennessee, 10/9/05
- 59 Two times, last by Matt Turk \ vs. Detroit, 10/19/08

Longest Punt, Opponent

- 75 Mat McBriar at Dallas, 10/15/06
- 74 Sam Koch vs. Baltimore, 11/9/08
- 64 Craig Hentrich at Tennessee, 10/17/04
- Shane Lechler at Oakland, 11/4/07

PUNTING AVERAGE YARDAGE

Highest Average, Punting, Career (250 punts)

- 41.0 Chad Stanley, 2002-06

Highest Average, Punting, Season (40 punts)

- 42.3 Matt Turk, 2008
- 41.7 Matt Turk, 2007
- 41.6 Chad Stanley, 2006

Highest Average, Punting, Game (4 punts)

- 48.8 Matt Turk vs. Detroit, 10/19/08
- 47.8 Chad Stanley at New York Jets, 11/26/06
- 47.4 Chad Stanley vs. Indianapolis, 12/28/03

Highest Average, Punting, Game, Opponents (4 punts)

- 56.8 Shane Lechler at Oakland, 12/3/06
- Mat McBriar at Dallas, 10/15/06
- 52.8 Mike Scifres at San Diego, 10/28/07
- 50.0 Sam Koch vs. Baltimore, 11/9/08

PUNTS HAD BLOCKED

Most Consecutive Punts, None Blocked

- 327 Chad Stanley, 2002-06
- 108 Matt Turk, 2007

Most Punts Had Blocked, Career

- 2 Chad Stanley, 2002-06

Most Punts Had Blocked, Season

- 2 Chad Stanley, 2002

PUNTS INSIDE THE 20

Most Punts Inside the 20, Career

- 135 Chad Stanley, 2002-06
- 41 Matt Turk, 2007-08

Most Punts Inside the 20, Season

- 36 Chad Stanley, 2003
- 36 Chad Stanley, 2002
- 29 Chad Stanley, 2005
- 24 Matt Turk, 2007

Most Punts Inside the 20, Game

- 6 Chad Stanley vs. Dallas, 9/8/02
- 5 Chad Stanley at San Francisco, 1/1/06
- 4 Five times, last by Matt Turk at Indianapolis, 12/23/07

Most Punts Inside the 20, Game, Opponent

- 5 Craig Hentrich at Tennessee, 12/10/06
- Mike Scifres at San Diego, 10/28/07
- 4 Chris Kluwe at Minnesota, 11/2/08
- Brad Maynard vs. Chicago, 12/28/08

TEXANS INDIVIDUAL RECORDS SPECIAL TEAMS RECORDS



PUNT RETURNS

Most Seasons Leading Team

- 2 J.J. Moses, 2003-04
- Jacoby Jones, 2007-08

Most Punt Returns, Career

- 72 J.J. Moses, 2003-04
- 62 Jacoby Jones, 2007-08
- 36 Jermaine Lewis, 2002
- 20 Phillip Buchanon, 2005-06

Most Punt Returns, Season

- 36 J.J. Moses, 2004
- 36 J.J. Moses, 2003
- 36 Jermaine Lewis, 2002

Most Punt Returns, Rookie, Season

- 30 Jacoby Jones, 2007
- 12 Jerome Mathis, 2005
- 3 Jabar Gaffney, 2002
- 3 Donovan Morgan, 2005

Most Punt Returns, Game

- 5 Four times, last by Jacoby Jones at Green Bay, 12/7/08
- 4 16 times, last by Jacoby Jones vs. Miami, 10/12/08

Most Punt Returns, Game, Opponent

- 6 David Allen at Jacksonville, 12/7/03
- Antwaan Randle El at Pittsburgh, 12/8/02
- Troy Walters at Indianapolis, 12/1/02

BLOCKED KICKS

MOST BLOCKED PUNTS

Career

- 2 Ramon Walker (2002-05)
- 1 Jimmy McClain (2002)
- 1 Antwan Peek (2003-05)

Season

- 1 Ramon Walker (2005)
- 1 Antwan Peek (2004)
- 1 Ramon Walker (2003)
- 1 Jimmy McClain (2002)

Game

- 1 Ramon Walker at San Francisco (1/1/06)
- 1 Antwan Peek at Denver (11/7/04)
- 1 Ramon Walker vs. New England (11/23/03)
- 1 Jimmy McClain at Washington (12/22/02)

Game, Opponent

- 1 Randy Starks vs. Tennessee 11/28/04
- 1 Rocky Boiman vs. Tennessee 12/29/02
- 1 Eric Westmoreland at Jacksonville 10/27/02

BLOCKED PUNT RETURNS

Career

- 1 Jonathan Wells (2002)
- 1 Kevin Williams (2002)

Season

- 1 Jonathan Wells (2002)
- 1 Kevin Williams (2002)

Game

- 1 Jonathan Wells at Denver (11/7/04)
- 1 Kevin Williams at Washington (12/22/02)

Game, Opponent

None

BLOCKED FIELD GOALS

Career

- 1 Dunta Robinson (2004-07)
- 1 Eric Brown (2002-2004)
- 1 Ramon Walker (2002-2004)

Season

- 1 Dunta Robinson (2007)
- 1 Eric Brown (2003)
- 1 Ramon Walker (2003)

Game

- 1 Dunta Robinson at Atlanta (9/30/07)
- 1 Eric Brown at Tampa Bay (12/14/03)
- 1 Ramon Walker vs. New England (11/23/03)

Game, Opponent

- 1 Shaun Rogers at Cleveland, 11/23/08
- 1 Tank Williams at Tennessee (12/11/05)

BLOCKED PATs

Career

- 1 Michael Boulware (2007)
- 1 Seth Payne (2002-06)

Season

- 1 Michael Boulware (2007)
- 1 Seth Payne (2006)



TEXANS INDIVIDUAL RECORDS

SPECIAL TEAMS RECORDS

Game

- 1 Michael Boulware
at Jacksonville 10/14/07
- 1 Seth Payne at Indianapolis 9/17/06

Game, Opponent

- 1 Robaire Smith at Tennessee 10/29/06

FAIR CATCHES

Most Fair Catches, Career

- 24 Jacoby Jones, 2007-08
- 20 J.J. Moses, 2003-04
- 17 Jermaine Lewis, 2002

Most Fair Catches, Season

- 17 Jacoby Jones, 2008
- Jermaine Lewis, 2002
- 13 J.J. Moses, 2004
- 9 Dexter Wynn, 2006

Most Fair Catches, Game

- 4 Dexter Wynn vs. Buffalo, 11/19/06
- 4 Jermaine Lewis vs. Dallas, 9/8/02
- 3 Four times, last by Dexter Wynn
at Jacksonville, 11/12/06

Most Fair Catches, Game, Opponent

- 5 Dante Hall vs. Kansas City, 9/21/03
- 4 Four times, last by Alvin Pearman
at Jacksonville, 11/12/06

PUNT YARDS GAINED

Most Seasons Leading Team

- 2 J.J. Moses, 2003-04
- Jacoby Jones, 2007-08
- 1 Four times, last by Jacoby Jones, 2007

Most Yards Gained, Career

- 672 Jacoby Jones, 2007-08
- 553 J.J. Moses, 2003-04
- 280 Jermaine Lewis, 2002

Most Yards Gained, Season

- 386 Jacoby Jones, 2008
- 309 J.J. Moses, 2004
- 286 Jacoby Jones, 2007

Most Yards Gained, Rookie, Season

- 286 Jacoby Jones, 2007
- 68 Jerome Mathis, 2005
- 30 Donovan Morgan, 2005

Most Return Yards, Game

- 92 Avion Black vs. Baltimore, 12/15/02
- 87 Jacoby Jones vs. Miami, 10/12/08
- 86 Jacoby Jones vs. Indianapolis, 9/23/07
- 79 Jermaine Lewis at San Diego, 9/15/02

Most Return Yards, Game, Opponent

- 80 Johnnie Lee Higgins at Oakland, 12/21/08
- 80 Adam Jones at Tennessee, 12/11/05
- 73 Dante Hall vs. Kansas City, 9/21/03

Longest Punt Return

- 76 Avion Black vs. Baltimore, 12/15/02
- 74 Jacoby Jones vs. Indianapolis, 9/23/07
- 73t Jacoby Jones vs. Cincinnati, 10/26/08
- 70t Jacoby Jones vs. Miami, 10/12/08

PUNT AVERAGE YARDAGE

Highest Average, Career (30 returns)

- 10.8 Jacoby Jones, 2007-08
- 7.8 Jermaine Lewis, 2002
- 7.7 J.J. Moses, 2003-04

Highest Average, Season (20 returns)

- 12.1 Jacoby Jones, 2008
- 9.5 Jacoby Jones, 2007
- 8.6 J.J. Moses, 2004

Highest Average, Rookie, Season (20 returns)

- 9.5 Jacoby Jones, 2007

Highest Average, Game (3 returns)

- 30.7 Avion Black vs. Baltimore, 12/15/02
- 21.8 Jacoby Jones vs. Miami, 10/12/08
- 15.8 Jermaine Lewis at San Diego, 9/15/02

Highest Average, Game, Opponent (3 returns)

- 26.7 Adam Jones at Tennessee, 12/11/05
- 19.7 Adam Jones at Tennessee, 10/29/06
- 17.3 Bobby Shaw at Jacksonville, 10/27/02

PUNT TOUCHDOWNS

Most Touchdowns, Career

- 2 Jacoby Jones, 2007-08
- 1 Avion Black, 2002

Most Touchdowns, Season

- 2 Jacoby Jones, 2008
- 1 Avion Black, 2002

TEXANS INDIVIDUAL RECORDS SPECIAL TEAMS RECORDS



Most Touchdowns, Game

- 1 Jacoby Jones vs. Cincinnati, 10/26/08
- Jacoby Jones vs. Miami, 10/12/08
- Avion Black vs. Baltimore, 12/15/02

Most Touchdowns, Game, Opponent

- 1 Johnnie Lee Higgins at Oakland, 12/21/08
- Adam Jones at Tennessee, 12/11/05
- Adam Jones at Tennessee, 10/29/06
- Dante Hall vs. Kansas City, 9/21/03

KICKOFF RETURNS

Most Seasons Leading Team

- 2 André Davis, 2007-08
- J.J. Moses, 2003-04
- 1 Four times, last by André Davis, 2007

Most Kickoff Returns, Career

- 117 J.J. Moses, 2003-04
- 75 André Davis, 2007-08
- 72 Jerome Mathis, 2005-07

Most Kickoff Returns, Season

- 59 J.J. Moses, 2004
- 58 J.J. Moses, 2003
- 54 Jerome Mathis, 2005

Most Kickoff Returns, Rookie, Season

- 54 Jerome Mathis, 2005
- 20 Vernand Morency, 2005
- 8 Tony Hollings, 2003

Most Kickoff Returns, Game

- 8 Dexter Wynn at New England, 12/17/04
- 7 Nine times, last by Jerome Mathis vs. Indianapolis, 9/23/07
- 6 12 times, last by Jacoby Jones at Indianapolis, 11/16/08

Most Kickoff Returns, Game, Opponent

- 7 Doug Gabriel vs. Oakland, 10/3/04
- Reggie Swinton vs. Arizona, 12/18/05

KICKOFF YARDS GAINED

Most Seasons Leading Team

- 2 André Davis, 2007-08
- J.J. Moses, 2003-04
- 1 Four times, last by André Davis, 2007

Most Yards Gained, Career

- 2,658 J.J. Moses, 2003-04
- 2,054 Jerome Mathis, 2005-07
- 1,961 André Davis, 2007-08

Most Yards Gained, Season

- 1,542 Jerome Mathis, 2005
- 1,355 J.J. Moses, 2003
- 1,303 J.J. Moses, 2004

Most Yards Gained, Rookie, Season

- 1,542 Jerome Mathis, 2005
- 437 Vernand Morency, 2005
- 142 Tony Hollings, 2003

Most Yards Gained, Game

- 266 Jerome Mathis vs. Kansas City, 11/20/05
- Jerome Mathis vs. Indianapolis, 10/23/05
- 234 André Davis vs. Jacksonville, 12/30/07

Most Yards Gained, Game, Opponent

- 199 Doug Gabriel vs. Oakland, 10/3/04
- 176 Ted Ginn Jr. vs. Miami, 10/7/07
- 187 Danieal Manning vs. Chicago, 12/28/08

Longest Kickoff Returns, Game (All TDs)

- 104 André Davis vs. Jacksonville, 12/30/07
- 99 Jerome Mathis vs. Kansas City, 11/20/05
- 97 André Davis vs. Jacksonville, 12/30/07
- 97 André Davis vs. Tampa Bay, 12/9/07

Longest Kickoff Returns, Game, Opponent

- 95 Eddie Drummond at Detroit, 9/19/04
- André Davis at Cleveland, 10/20/02
- 93 Ellis Hobbs at New England, 12/17/06

KICKOFF RETURN AVERAGE YARDAGE

Highest Average Gain, Career (75 returns)

- 26.1 André Davis, 2007-08
- 22.7 J.J. Moses, 2003-04

Highest Average Gain, Season (20 returns)

- 30.3 André Davis, 2007
- 28.6 Jerome Mathis, 2005
- 23.8 Dexter Wynn, 2007

Highest Average Gain, Rookie, Season (20 returns)

- 28.6 Jerome Mathis, 2005
- 21.9 Vernand Morency, 2005



TEXANS INDIVIDUAL RECORDS

SPECIAL TEAMS RECORDS

Highest Average Gain, Game (3 returns)

46.8	André Davis vs. Jacksonville, 12/30/07
38.0	Jerome Mathis vs. Kansas City, 11/20/05
38.0	Jerome Mathis vs. Indianapolis, 10/23/05

Highest Average Gain, Game, Opponent (3 returns)

42.0	André Davis at Cleveland, 10/20/02
39.3	Eddie Drummond at Detroit, 9/19/04
36.3	Adam Jones vs. Tennessee, 10/9/05

KICKOFF RETURN TOUCHDOWNS

Most Touchdowns, Career

3	André Davis, 2007
3	Jerome Mathis, 2005-07

Most Touchdowns, Season

3	André Davis, 2007
2	Jerome Mathis, 2005
1	Jerome Mathis, 2007

Most Touchdowns, Rookie, Season

2	Jerome Mathis, 2005
---	---------------------

Most Touchdowns, Game

*2	André Davis vs. Jacksonville, 12/30/07
1	Five times, last by André Davis vs. Tampa Bay, 12/9/07

KICKOFF RETURN YARDS GAINED

Most Yards Returned, Career

3,211	J.J. Moses, 2003-04 (p- 553, k- 2,658)
2,122	Jerome Mathis, 2005-07 (p- 68, k- 2,054)
1,961	André Davis, 2007-08 (p- 0, k- 1,961)

Most Yards Returned, Season

1,612	J.J. Moses, 2004 (p- 309, k- 1,303)
1,610	Jerome Mathis, 2005 (p- 68, k- 1,542)
1,599	J.J. Moses, 2003 (p- 244, k- 1,355)

Most Yards Returned, Game

266	Jerome Mathis vs. Kansas City, 11/20/05 (p-0, k-266)
266	Jerome Mathis vs. Indianapolis, 10/23/05 (p-0, k-266)
234	André Davis vs. Jacksonville, 12/30/07 (p-0, k-234)

Most Yards Returned, Game, Opponent

199	Doug Gabriel vs. Oakland, 10/3/04 (p- 0, k- 199)
176	Ted Ginn Jr. vs. Miami, 10/7/07 (p- 0, k- 176)
173	Brian Witherspoon at Jacksonville, 9/28/08 (p- 43, k- 130)

SPECIAL TEAMS TOUCHDOWNS

Most Touchdowns, Career


3	André Davis, 2007
3	Jerome Mathis, 2005-07
2	Jacoby Jones, 2007-08

Most Touchdowns, Season

3	André Davis, 2007
2	Jerome Mathis, 2005
2	Jacoby Jones, 2008

Most Touchdowns, Game

2	André Davis vs. Jacksonville, 12/30/07
1	Seven times, last by Jacoby Jones vs. Cincinnati, 10/26/08





TEXANS INDIVIDUAL RECORDS SERVICE, SCORING RECORDS

SERVICE

Most Seasons

7 Tied by 6 players

Most Games Played

112 Kris Brown
112 Chester Pitts
83 Steve McKinney

Most Consecutive Games Played

112 Kris Brown
112 Chester Pitts
86 Andre Johnson

Most Starts

112 Chester Pitts
86 Andre Johnson
75 David Carr

Most Consecutive Starts

112 Chester Pitts
67 Steve McKinney
57 Dunta Robinson

SCORING

Most Seasons Leading Team

7 Kris Brown, 2002-08

Most Consecutive Seasons Leading Team

7 Kris Brown, 2002-08

POINTS

Most Points, Career

661 Kris Brown, 2002-08
200 Andre Johnson, 2003-08
168 Domanick Williams#, 2003-05

Most Points, Season

124 Kris Brown, 2008
115 Kris Brown, 2007
102 Kris Brown, 2005

Most Points, No Touchdowns, Season

124 Kris Brown, 2008
115 Kris Brown, 2007
102 Kris Brown, 2005

Most Points, No Touchdowns, Career

661 Kris Brown, 2002-08

Most Seasons, 100 or More Points

3 Kris Brown, 2005-08

Most Points, Rookie, Season

60 Steve Slaton, 2008
48 Domanick Williams#, 2003
30 Owen Daniels, 2006
24 Andre Johnson, 2003
Wali Lundy, 2006

Most Points, Game

16 Kris Brown vs. Miami, 10/7/07
15 Kris Brown at Baltimore, 12/4/05
Kris Brown at Miami, 9/7/03
13 Kris Brown vs. Cleveland, 10/30/05

Most Points, Game, Opponent

26 Rob Bironas vs. Tennessee, 10/21/07
24 Shaun Alexander at Seattle, 10/16/05
18 Five times, last by Willie Parker
at Pittsburgh, 9/7/08

Most Consecutive Games Scoring

83 Kris Brown, 12/14/03 – 12/28/08
28 Kris Brown, 9/8/02 – 11/30/03
9 Domanick Williams#, 11/7/04 – 1/2/05

TOUCHDOWNS

Most Seasons Leading Team

3 Domanick Williams#, 2003-05
2 Andre Johnson, 2006-07
1 Three times, last by Steve Slaton, 2008

Most Consecutive Seasons Leading Team

3 Domanick Williams#, 2003-05
2 Andre Johnson, 2006-07

Most Touchdowns, Career

33 Andre Johnson, 2003-08
28 Domanick Williams#, 2003-05
18 Corey Bradford, 2002-05

Most Touchdowns, Season

14 Domanick Williams#, 2004
10 Steve Slaton, 2008
8 Andre Johnson, 2006, 2008
Kevin Walter, 2008
Domanick Williams#, 2003

Most Touchdowns, Rookie, Season

10 Steve Slaton, 2008
8 Domanick Williams#, 2003
5 Owen Daniels, 2006

TEXANS INDIVIDUAL RECORDS SERVICE, SCORING RECORDS



Most Touchdowns, Game

2 27 times, last by Andre Johnson, 12/28/08

Most Touchdowns, Game, Opponent

4 Shaun Alexander at Seattle, 10/16/05
3 Five times, last by Willie Parker at
Pittsburgh, 9/7/08
2 38 times, last by Willis McGahee and
Todd Heap vs. Baltimore, 11/9/08

Most Touchdowns, Rookie, Game

2 Eight times, last by Steve Slaton
vs. Jacksonville, 12/1/08

Most Consecutive Games Scoring Touchdowns

7 Domanick Williams#, 11/21/04 – 1/2/05
4 Andre Johnson, 12/2/07 – 12/23/07
3 Andre Johnson, 12/1/08 – 12/14/08

POINTS AFTER TOUCHDOWNS

Most Seasons Leading Team

7 Kris Brown, 2002-08

Most Points (Kicking) After Touchdown Attempted, Career

209 Kris Brown, 2002-08

Most Points (Kicking) After Touchdown Attempted, Season

40 Kris Brown, 2007
37 Kris Brown, 2008
34 Kris Brown, 2004

Most Points (Kicking) After Touchdown Attempted, Game

6 Kris Brown vs. Jacksonville, 12/30/07
5 Kris Brown vs. Cincinnati, 10/26/08
4 Eight times, last by Kris Brown
vs. Chicago, 12/28/08
3 18 times by Kris Brown, last
at Oakland, 11/4/07

Most Points (Kicking) After Touchdown Attempted, Game, Opponent

7 Mike Vanderjagt at Indianapolis, 11/14/04
6 Three times, last by Lawrence Tynes
vs. Kansas City, 11/20/05
5 Eight times, last by Jeff Reed
at Pittsburgh, 9/7/08

Most Consecutive Points After Touchdown, Season

9 Mike Vanderjagt, Indianapolis, 2004
9 Mike Vanderjagt, Indianapolis, 2005

Most Consecutive Points After Touchdown, Career

116 Kris Brown, 9/8/02 – 10/29/06
92 Kris Brown, 11/5/06 – 12/28/08

Highest Points After Touchdown Percentage, Career

99.5 Kris Brown, 2002-2008

Most Two-Point Conversions, Career

1 10 times, last by Andre Johnson, 2008

Most Two-Point Conversions, Season

1 10 times, last by Andre Johnson, 2008

Most Two-Point Conversion, Game

1 10 times, last by Andre Johnson
at Green Bay, 12/7/08

Most Two-Point Conversion, Game, Opponent

1 Three times, last by Derrick Mason
vs. Baltimore, 11/9/08

FIELD GOALS

Most Seasons Leading Team

7 Kris Brown, 2002-08

Most Consecutive Seasons Leading Team

7 Kris Brown, 2002-08

Most Field Goals Attempted, Career

191 Kris Brown, 2002-08

Most Field Goals Attempted, Season

34 Kris Brown, 2005
33 Kris Brown, 2008
29 Kris Brown, 2007

Most Field Goals Attempted, Game

7 Kris Brown at Miami, 9/7/03
5 Four times, last by Kris Brown
at Cleveland, 11/23/08
4 Seven times, last by Kris Brown
at Green Bay, 12/7/08

Most Field Goals, Career

151 Kris Brown, 2002-08



TEXANS INDIVIDUAL RECORDS SERVICE, SCORING RECORDS

Most Field Goals, Season

29	Kris Brown, 2008
26	Kris Brown, 2005
25	Kris Brown, 2007

Most Field Goals, Game

5	Three times, last by Kris Brown vs. Miami, 10/7/05
4	Kris Brown vs. Cleveland, 10/30/05 Kris Brown vs. Tennessee, 10/9/05
3	13 times, last by Kris Brown at Oakland, 12/21/08

Most Field Goals, Game, Opponent

8	Rob Bironas vs. Tennessee, 10/21/07
5	Rian Lindell at Buffalo, 9/11/05 Phil Dawson vs. Cleveland, 1/2/05
4	Six times, last by Rob Bironas vs. Tennessee, 12/14/08
3	14 times, last by Josh Scobee at Jacksonville, 9/28/08

Most Field Goals, One Quarter, Game

2	Eight times, last by Kris Brown at Oakland, 12/21/08
---	------------------------------------------------------

Most Field Goals, One Quarter, Game, Opponent

3	Rob Bironas vs. Tennessee, second quarter, 10/21/07
---	-----------------------------------------------------

Most Consecutive Games Scoring Field Goals

10	Kris Brown, 11/13/05 – 9/17/06
9	Kris Brown, 9/8/02 – 11/10/02
8	Kris Brown, 11/24/02 – 9/14/03
8	Kris Brown, 11/9/08 – 12/28/08

Most Consecutive Field Goals

15	Kris Brown, 12/3/06 – 9/30/07 Kris Brown, 9/7/08 – 11/23/08
10	Kris Brown, 10/7/07 – 11/4/07 Kris Brown, 12/14/03 – 10/3/04
8	Kris Brown, 10/12/03 – 11/30/03

Longest Field Goal

57	Kris Brown vs. Miami, 10/7/07
54	Kris Brown vs. Miami, 10/7/07 Kris Brown vs. Miami, 10/7/07
53	Kris Brown at Oakland, 12/21/08 Kris Brown vs. New Orleans, 11/18/07 Kris Brown vs. Jacksonville, 12/24/05

Highest Field Goal Percentage, Career

79.1	Kris Brown, 2002-2008
------	-----------------------

Highest Field Goal Percentage, Season

87.9	Kris Brown, 2008
86.2	Kris Brown, 2007
81.8	Kris Brown, 2003

Most Field Goals, No Misses, Game

5	Kris Brown vs. Miami, 10/7/07 Kris Brown at Baltimore, 12/4/05
4	Kris Brown vs. Tennessee, 10/9/05

Most Field Goals, No Misses, Game, Opponent

8	Rob Bironas vs. Tennessee, 10/21/07
5	Rian Lindell at Buffalo, 9/11/05 Phil Dawson vs. Cleveland, 1/2/05

Most Field Goals, 50 or More Yards, Career

12	Kris Brown, 2002-08
----	---------------------

Most Field Goals, 50 or More Yards, Season

5	Kris Brown, 2007
2	Twice, last by Kris Brown, 2008
1	Twice, last by Kris Brown, 2005

Most Field Goals, 50 or More Yards, Game

*3	Kris Brown vs. Miami, 10/7/07
1	Eight times, last by Kris Brown at Oakland, 12/21/08

SAFETIES

Most Safeties, Career

1	Seth Payne, 2002-06
1	Jimmy McClain, 2002

Most Safeties, Season

1	Seth Payne, 2002
1	Jimmy McClain, 2002

Most Safeties, Game

1	Jimmy McClain vs. Baltimore, 12/15/02
1	Seth Payne vs. Dallas, 9/2/02

Most Safeties, Game, Opponent

1	Jeff Posey at Buffalo, 11/16/03
1	Eric Westmoreland at Jacksonville, 10/27/02



ALL-TIME SERIES RESULTS

ARIZONA CARDINALS

(Texans lead 1-0)
2005, Texans 30-19 (HOU)

ATLANTA FALCONS

(Series tied 1-1)
2003 Texans, 17-13 (HOU)
2007 Falcons, 26-16 (ATL)
(Points: ATL 39, HOU 33)

BALTIMORE RAVENS

(Ravens lead 3-0)
2002 Ravens, 23-19 (HOU)
2005 Ravens, 16-15 (BAL)
2008 Ravens, 41-13 (HOU)
(Points: BAL 80, HOU 47)

BUFFALO BILLS

(Bills lead 3-1)
2002 Bills, 31-24 (HOU)
2003 Texans, 12-10 (BUF)
2005 Bills, 22-7 (BUF)
2006 Bills, 24-21 (HOU)
(Points: BUF 87, HOU 64)

CAROLINA PANTHERS

(Texans lead 2-0)
2003 Texans, 14-10 (HOU)
2007 Texans, 34-21 (CAR)
(Points: HOU 48, CAR 31)

CHICAGO BEARS

(Texans lead 2-0)
2004 Texans, 24-5 (CHI)
2008 Texans, 31-24 (HOU)
(Points: HOU 55, CHI 29)

CINCINNATI BENGALS

(Bengals lead 3-1)
2002 Bengals, 38-3 (HOU)
2003 Bengals, 34-27 (CIN)
2005 Bengals, 16-10 (CIN)
2008 Texans, 35-6 (HOU)
(Points: CIN 94, HOU 76)

CLEVELAND BROWNS

(Series tied 3-3)
2002 Browns, 34-17 (CLE)
2003 Browns, 22-14 (HOU)
2005 Texans, 19-16 (HOU)
2006 Texans, 14-6 (HOU)
2007 Browns, 27-17 (CLE)
2008 Texans, 16-6 (CLE)
(Points: CLE 111, HOU 97)

DALLAS COWBOYS

(Series tied 1-1)
2002 Texans, 19-10 (HOU)
2006 Cowboys, 34-6 (DAL)
(Points: DAL 44, HOU 25)

DENVER BRONCOS

(Series tied 1-1)
2004 Broncos, 31-13 (DEN)
2007 Texans, 31-13 (HOU)
(Points: HOU 44, DEN 44)

DETROIT LIONS

(Series tied 1-1)
2004 Lions, 28-16 (DET)
2008 Texans, 28-21 (HOU)
(Points: DET 49, HOU 44)

GREEN BAY PACKERS

(Series tied 1-1)
2004 Packers, 16-13 (HOU)
2008 Texans, 24-21 (GB)
(Points: HOU 37, GB 37)

INDIANAPOLIS COLTS

(Colts lead 13-1)
2002 Colts, 23-3 (HOU)
Colts, 19-3 (IND)
2003 Colts, 30-21 (IND)
Colts, 20-17 (HOU)
2004 Colts, 49-14 (IND)
Colts, 23-14 (HOU)
2005 Colts, 38-20 (HOU)
Colts, 31-17 (IND)
2006 Colts, 43-24 (IND)
Texans, 27-24 (HOU)
2007 Colts, 34-21 (HOU)
Colts, 38-15 (IND)
2008 Colts, 31-27 (HOU)
Colts, 33-27 (IND)
(Points: IND 436, HOU 247)

JACKSONVILLE JAGUARS

(Texans lead 8-6)
2002 Texans, 21-19 (JAX)
Jaguars, 24-21 (HOU)
2003 Texans, 24-20 (HOU)
Jaguars, 27-0 (JAX)
2004 Texans, 20-6 (HOU)
Texans, 21-0 (JAX)
2005 Jaguars, 21-14 (JAX)
Jaguars, 38-20 (HOU)
2006 Texans, 27-7 (HOU)
Texans, 13-10 (JAX)
2007 Jaguars, 37-17 (JAX)
Texans, 42-28 (HOU)
2008 Jaguars, 30-27* (JAX)
Texans, 30-17 (HOU)
(Points: HOU 297, JAX 284)

KANSAS CITY CHIEFS

(Series tied 2-2)
2003 Chiefs, 42-14 (HOU)
2004 Texans, 24-21 (KC)
2005 Chiefs, 45-17 (HOU)
2007 Texans, 20-3 (HOU)
(Points: KC 111, HOU 75)

MIAMI DOLPHINS

(Texans lead 4-0)
2003 Texans, 21-20 (MIA)
2006 Texans, 17-15 (HOU)
2007 Texans, 22-19 (HOU)
2008 Texans, 29-28 (HOU)
(Points: HOU 89, MIA 82)

MINNESOTA VIKINGS

(Vikings lead 2-0)
2004 Vikings, 34-28* (HOU)
2008 Vikings, 28-21 (MIN)
(Points: MIN 62, HOU 49)

ALL-TIME SERIES RESULTS



NEW ENGLAND PATRIOTS

(Patriots lead 2-0)

2003 Patriots, 23-20* (HOU)

2006 Patriots, 40-7 (NE)

(Points: NE 63, HOU 27)

NEW ORLEANS SAINTS

(Series tied 1-1)

2003 Saints, 31-10 (NO)

2007 Texans, 23-10 (HOU)

(Points: NO 41, HOU 33)

NEW YORK GIANTS

(Series tied 1-1)

2002 Texans, 16-14 (HOU)

2006 Giants, 14-10 (NYG)

(Points: NYG 28, HOU 26)

NEW YORK JETS

(Jets lead 3-0)

2003 Jets, 19-14 (HOU)

2004 Jets, 29-7 (NYJ)

2006 Jets, 26-11 (NYJ)

(Points: NYJ 74, HOU 32)

OAKLAND RAIDERS

(Texans lead 3-1)

2004 Texans, 30-17 (HOU)

2006 Texans, 23-14 (OAK)

2007 Texans, 24-17 (OAK)

2008 Raiders, 27-16 (OAK)

(Points: HOU 93, OAK 75)

PHILADELPHIA EAGLES

(Eagles lead 2-0)

2002 Eagles, 35-17 (PHI)

2006 Eagles, 24-10 (HOU)

(Points: PHI 59, HOU 27)

PITTSBURGH STEELERS

(Series tied 2-1)

2002 Texans, 24-6 (PIT)

2005 Steelers, 27-7 (HOU)

2008 Steelers, 38-17 (PIT)

(Points: PIT 71, HOU 48)

ST. LOUIS RAMS

(Rams lead 1-0)

2005 Rams, 33-27* (HOU)

SAN DIEGO CHARGERS

(Chargers lead 3-0)

2002 Chargers, 24-3 (SD)

2004 Chargers, 27-20 (HOU)

2007 Chargers, 35-10 (HOU)

(Points: SD 86, HOU 33)

SAN FRANCISCO 49ERS

(49ers lead 1-0)

2005 49ers 20-17* (SF)

SEATTLE SEAHAWKS

(Seahawks lead 1-0)

2005 Seahawks 42, Texans 10 (SEA)

TAMPA BAY BUCCANEERS

(Series tied 1-1)

2003 Buccaneers, 16-3 (TB)

2007 Texans, 28-14 (HOU)

(Points: HOU 31, TB 30)

TENNESSEE TITANS

(Titans lead 11-3)

2002 Titans, 17-10 (TEN)

Titans, 13-3 (HOU)

2003 Titans, 38-17 (TEN)

Titans, 27-24 (HOU)

2004 Texans, 20-10 (TEN)

Texans, 31-21 (HOU)

2005 Titans, 34-20 (HOU)

Titans, 13-10 (TEN)

2006 Titans, 28-22 (TEN)

Titans, 26-20* (HOU)

2007 Titans, 38-16 (HOU)

Titans, 28-20 (TEN)

2008 Titans, 31-12 (TEN)

Texans, 13-12 (HOU)

(Points: TEN 336, HOU 238)

WASHINGTON REDSKINS

(Redskins lead 2-0)

2002 Redskins, 26-10 (WAS)

2006 Redskins, 31-15 (HOU)

(Points: WAS 57, HOU 25)

*Overtime





PRESEASON RESULTS

2002 (1-4)

Date	Opponent	Attendance	Result
8/5/02	N.Y. Giants*	22,461	L, 34-17
8/10/02	at New Orleans	67,356	W, 13-10
8/17/02	at Kansas City	73,506	L, 19-9
8/24/02	Miami	69,432	L, 24-3
8/30/02	Tampa Bay	68,371	L, 17-13

*Canton, Ohio (Pro Football Hall of Fame Game)

2003 (0-4)

Date	Opponent	Attendance	Result
8/9/03	Denver	70,021	L, 20-12
8/15/03	at Dallas	60,058	L, 34-6
8/23/03	San Diego	70,007	L, 19-17
8/28/03	at Tampa Bay	64,808	L, 34-3

2004 (1-3)

Date	Opponent	Attendance	Result
8/14/04	Dallas	70,431	W, 18-0
8/21/04	at Pittsburgh	56,028	L, 38-3
8/27/04	at Denver	71,256	L, 31-17
9/2/04	Tampa Bay	70,024	L, 17-9

2005 (1-3)

Date	Opponent	Attendance	Result
8/13/05	Denver	70,016	L, 20-14
8/20/05	Oakland	70,116	W, 19-17
8/27/05	at Dallas	54,288	L, 21-9
9/1/05	at Tampa Bay	63,591	L, 38-14

2006 (3-1)

Date	Opponent	Attendance	Result
8/12/06	Kansas City	70,016	W, 24-14
8/19/06	at St. Louis	65,391	W, 27-20
8/27/06	at Denver	73,689	L, 17-14
8/31/06	Tampa Bay	70,037	W, 16-13

2007 (2-2)

Date	Opponent	Attendance	Result
8/11/07	Chicago	70,060	L, 20-19
8/18/07	at Arizona	64,405	W, 33-20
8/25/07	Dallas	70,512	W, 28-16
8/30/07	at Tampa Bay	64,321	L, 31-24

2008 (2-2)

Date	Opponent	Attendance	Result
8/9/08	Denver	70,020	W, 19-16
8/16/07	at New Orleans	70,009	W, 31-27
8/22/07	at Dallas	60,795	L, 23-22
8/28/07	Tampa Bay	70,011	L, 16-6

TOP ATTENDANCE



TOP 10 HOME ATTENDANCE

Attendance	Date	Opponent	Result
70,838	12/28/08	Chicago	W, 31-24
70,831	12/14/08	Tennessee	W, 13-12
70,809	12/1/08	Jacksonville	W, 30-17
70,780	11/18/07	New Orleans	W, 23-10
70,769	11/21/04	Green Bay	L, 16-13
70,765	9/23/07	Indianapolis	L, 30-24
70,762	12/12/04	Indianapolis	L, 23-14
70,760	12/10/06	Tennessee	L, 26-20 (OT)
70,758	12/21/03	Tennessee	L, 27-24
70,747	12/13/07	Denver	W, 31-13

TOP 10 ROAD ATTENDANCE

Attendance	Date	Opponent	Result
78,485	11/5/06	N.Y. Giants	L, 14-10
77,875	12/5/04	N.Y. Jets	L, 29-7
77,433	9/26/04	Kansas City	W, 24-21
76,596	11/26/06	N.Y. Jets	L, 26-11
74,292	11/7/04	Denver	L, 31-13
73,665	9/16/07	Carolina	W, 34-24
73,248	10/20/02	Cleveland	L, 34-17
73,010	9/7/03	Miami	W, 21-20
72,730	11/25/07	Cleveland	L, 27-17
72,677	11/16/03	Buffalo	W, 12-10

OVERALL ATTENDANCE

HOME

Year	Games	Total	Average
2002	8	559,322	69,915
2003	8	563,748	70,468
2004	8	565,192	70,649
2005	8	562,397	70,300
2006	8	561,469	70,184
2007	8	564,159	70,520
2008	8	563,364	70,421

AWAY

Year	Games	Total	Average
2002	8	502,400	62,800
2003	8	497,942	62,242
2004	8	544,857	68,107
2005	8	532,541	66,568
2006	8	524,974	65,622
2007	8	515,869	64,483
2008	8	512,254	64,032



ALL-TIME ROSTER

A

47 Abbate, Jon, LB, Wake Forest, 2007
 52 ^Adibi, Xavier, LB, Virginia Tech, 2008
 59 Acholonu, D.D., LB, Washington St., 2006-08
 22 Alexander, Roc, CB, Washington, 2006-07
 20 Allen, James, RB, Oklahoma, 2002
 50 ^Anderson, Charlie, LB, Mississippi, 2004-07
 14,89 ^Anderson, David, WR, Colorado St., 2006-08
 27 Anderson, Jason, RB, South Dakota, 2004-05
 88 Armstrong, Derick, WR, Arkansas-Monticello, 2003-05

B

93 ^Babin, Jason, LB, Western Michigan, 2004-06
 12 Banks, Tony, QB, Michigan St., 2002-05
 34 ^Barber, Dominique, FS, Minnesota, 2008
 51 Barber, Shawn, LB, Richmond, 2007
 67 Barry, Kevin, T, Arizona, 2007
 47 ^Baxter, Jarrod, FB, New Mexico, 2002-04
 68 Bedell, Brad, T, Colorado, 2006
 33 Bell, Jason, CB, UCLA, 2002-05
 57 Bell, Marcus, LB, Arizona, 2004
 32 ^Bennett, Fred, CB, South Carolina, 2007-08
 57 Bentley, Kevin, LB, Northwestern, 2008
 88 Black, Avion, WR, Tennessee St., 2002
 71 Black, Jordan, T, Notre Dame, 2007
 90 Blade, Willie, DE, Mississippi St., 2002
 28 Boulware, Michael, S, Florida St., 2007
 71 Boselli, Tony, T, USC, 2002
 7 Boyd, Shane, QB, Kentucky, 2007
 85 Bradford, Corey, WR, Jackson St., 2002-05
 65 Brisiel, Mike, G, Colorado State, 2007-08
 24 ^Brown, C.C., SS, Louisiana-Lafayette, 2005-08
 22 Brown, Chris, RB, Colorado, 2008
 76 ^Brown, Duane, T, Virginia Tech, 2008
 24 Brown, Eric, SS, Mississippi St., 2002-04
 3 Brown, Kris, K, Nebraska, 2002-08
 67 ^Brown, Milford, G, Florida St., 2002-05
 87 Bruener, Mark, TE, Washington, 2004-08
 31 Buchanon, Phillip, CB, Miami (FL), 2005-06
 79 Bulman, Tim, DT, Boston College, 2006-08
 22 ^Burns, Curry, FS, Louisville, 2003
 78 Butler, Rashad, T, Miami, 2007-08

C

8 ^Carr, David, QB, Fresno St., 2002-06
 59 Carroll, Travis, LB, Florida, 2003
 36 Carter, Chris, FS, Texas, 2002
 59 Chamberlin, Frank, LB, Boston College, 2005
 55 Clark, Danny, LB, Illinois, 2007
 50 Clemons, Charlie, LB, Georgia, 2003
 60/96 Cochran, Earl, DE, Alabama State, 2006-08
 42 Coleman, Marcus, CB, Texas Tech, 2002-05
 53 Coley, Kevis, LB, Southern Mississippi, 2008

45 Comella, Greg, FB, Stanford, 2003
 43 Cook, Jameel, FB, Illinois, 2006-07
 40 Cox, Curome, S, Maryland, 2007

D

75 Dalton, Lional, DT, Eastern Michigan, 2006
 81 ^Daniels, Owen, TE, Wisconsin, 2006-08
 11 Davis, André, WR, Virginia Tech, 2007-08
 37 ^Davis, Domanick, RB, LSU, 2003-06
 90 Davis, Jason, DE, West Virginia, 2003, 2005
 87 Dawson, JaJuan, WR, Tulane, 2002
 36 Dayne, Ron, RB, Wisconsin, 2006-07
 95 Deloach, Jerry, DE, California, 2002-05
 47 Demps, Will, FS, San Diego State, 2007-08
 28 Dennis, Pat, CB, La.-Monroe, 2002-03
 54 ^Diles, Zac, LB, Kansas State, 2007-08
 66 Dorsey, Char-ron, T, Florida St., 2002
 85 Dreessen, Joel, TE, Colorado State, 2007-08

E

26 ^Earl, Glenn, SS, Notre Dame, 2004-07
 33 Echemandu, Adimchinobi, RB, California, 2007
 35 Evans, Leomont, SS, Clemson, 2002
 54 Evans, Troy, LB, Cincinnati, 2002-06

F

38 ^Faggins, Demarcus, CB, Kansas St., 2002-08
 25 Ferguson, Nick, SS, Georgia Tech, 2008
 58 Flanagan, Mike, C, UCLA, 2006-07
 21 Fletcher, Jamar, CB, Wisconsin, 2007
 93 Flowers, Erik, LB, Arizona St., 2002
 58 Foley, Steve, LB, La.-Monroe, 2003
 56 Foreman, Jay, LB, Nebraska, 2002-04
 75 ^Frye, Brandon, T, Virginia Tech, 2007

G

35 Gado, Samkon, RB, Liberty, 2006
 86 ^Gaffney, Jabar, WR, Florida, 2002-05
 25 Garrett, Kevin, CB, SMU, 2006
 31 Glenn, Aaron, CB, Texas A&M, 2002-04
 70 Graham, DeMingo, G, Hofstra, 2002
 30 Green, Ahman, RB, Nebraska, 2007-08
 90 ^Green, Howard, DT, LSU, 2002
 56 Greenwood, Morlon, LB, Syracuse, 2005-08

H

72 Hall, Barry, T, Middle Tennessee St., 2002
 81 Harris, Atnaf, WR, CS-Northridge, 2002
 82 Harris, Clark, TE, Rutgers, 2008
 31 ^Harrison, Brandon, S, Stanford, 2007-08
 34 Hebert, Kyries, FS, La.-Lafayette, 2002
 75 Herndon, Jimmy, T, Houston, 2002-03
 94 ^Hill, Charles, DT, Maryland, 2002
 63, 55, 57 ^Hodgdon, Drew, C, Arizona St., 2005-07

ALL-TIME ROSTER



25 ^Hollings, Tony, RB, Georgia Tech, 2003-05
 89 Holloway, Jabari, TE, Notre Dame, 2002-03
 29 Horton, Jason, CB, North Carolina A&T, 2007
 34 Hutchins, Von, CB, Mississippi, 2006-07

I
 87 Insley, Trevor, WR, Nevada-Reno, 2002
 94 Ioane, Junior, DT, Arizona State, 2003-05

J
 62 Jackson, Scott, T, BYU, 2006-08
 84 Jenkins, Darnell, WR, Miami, 2008
 80 ^Johnson, Andre, WR, Miami, 2003-08
 25 Johnson, Derrick, CB, Washington, 2006
 96 Johnson, Thomas, DT, Middle Tenn. State, 2006
 75, 99 ^Johnson, Travis, DT, Florida St., 2005-08
 18 Jones, Dwaune, WR, Richmond, 2002
 73 Jones, Garrick, T, Arkansas St., 2003-04
 12 ^Jones, Jacoby, WR, Lane College, 2007-08
 83 ^Joppru, Bennie, TE, Michigan, 2003-05

K
 94 Kalu, N.D., DE Rice, 2006-08
 60 Keathley, Michael, G, TCU, 2003
 88 Kent, Rashod, TE, Rutgers, 2003
 53 Kershaw, William, LB, 2007
 78 Killings, Cedric, DT, Carson-Newman, 2006-07

L
 58 Lamar, Jason, LB, Toledo, 2002
 44 Leach, Vonta, FB, East Carolina, 2006-08
 86 Lewis, Derrick, WR, San Diego State, 2006
 84 Lewis, Jermaine, WR, Maryland, 2002
 20 ^Lord, Jammal, FS, Nebraska, 2004-05
 62 Lorenti, Chris, C, Central Florida, 2002-03
 33 ^Lundy, Wali, RB, Virginia, 2006
 64 Lynch, Ben, C, California, 2003

M
 34 Mack, Stacey, RB, Temple, 2003
 95 Maddox, Anthony, DT, Delta State, 2006-07
 97 Malone, Alfred, DE, Troy, 2005-06
 57 Manning, Roy, LB, Michigan, 2006
 99 Martin, Steve, DT, Missouri, 2003
 90 Martin, Terrance, DT, North Carolina St., 2003
 13 ^Mathis, Jerome, WR, Hampton, 2005-07
 51 McClain, Jimmy, LB, Troy, 2002-03
 95 McClover, Stanley, DE, Auburn, 2008
 29 McCree, Marlon, FS, Kentucky, 2003-04
 80 McDermott, Sean, TE/LS, Kansas, 2002

28 McKenzie, Chris, CB, Arizona St., 2005-06
 76 McKinney, Steve, C, Texas A&M, 2002-07
 82 Miller, Billy, TE, USC, 2002-04
 59 Mitchell, Keith, LB, Texas A&M, 2002
 21 Moats, Ryan, RB, Louisiana Tech, 2008
 28 ^Molden, Antwaun, CB, Eastern Kentucky, 2008
 57 Monk, Quincy, LB, North Carolina, 2004
 34 ^Morency, Vernand, RB, Oklahoma St., 2005-06
 11 Morgan, Donovan, WR, La.-Lafayette, 2005
 84 Moses, J.J., WR, Iowa State, 2003-04
 84 Moulds, Eric, WR, Mississippi State, 2006
 83 Murphy, Frank, WR, Kansas St., 2002
 81 Murphy, Matt, TE, Maryland, 2003-05
 55 Myers, Chris, C, Miami, 2008

N
 72 Nading, Jesse, DE, Colorado St., 2008
 16 Nall, Craig, QB, Northwestern St. (La.), 2008
 64 Newell, Mike, C, Colorado St., 2002
 44 Norris, Moran, FB, Kansas, 2002-05

O
 97 ^Okam, Frank, DT, Texas, 2008
 91 ^Okoye, Amobi, DT, Louisville, 2007-08
 53 Orr, Shantee, LB, Michigan, 2003-06
 79 Overhauser, Chad, G, UCLA, 2002

P
 91 Payne, Seth, DT, Cornell, 2002-06
 71 Pearson, Mike, T, Florida, 2006
 98 ^Peek, Antwan, LB, Cincinnati, 2003-06
 55 Pettway, Kenneth, LB, Grambling St., 2005
 48 Pittman, Bryan, LS, Washington, 2003-08
 42 Pittman, David, CB, Northwestern St. (La.), 2008
 69 ^Pitts, Chester, G/T, San Diego St., 2002-08
 51 Polk, DaShon, LB, Arizona, 2004-05
 5 Porter, Quinton, QB, Boston College, 2006
 98 Posey, Jeff, LB, So. Mississippi, 2002
 88 Putzier, Jeb, TE, Boise State, 2007

Q
 11 Quinn, Mike, QB, Stephen F. Austin, 2002-03

R
 15/4 ^Ragone, Dave, QB, Louisville, 2003-05
 68 Randall, Greg, T, Michigan State, 2003
 35 Reeves, Jacques, CB, Purdue, 2008
 27 Richardson, Matternal, CB, Arkansas, 2008
 68 Riley, Victor, T, Auburn, 2005



ALL-TIME ROSTERS

84 Rivers, Marcellus, TE, Oklahoma St., 2005
 66 Robinson, Deljuan, DT, Mississippi State, 2008
 23 ^Robinson, Dunta, CB, South Carolina, 2004-08
 18 Rosenfels, Sage, QB, Iowa State, 2006-08
 83 Rutledge, Rod, TE, Alabama, 2002
 59 ^Ryans, DeMeco, LB, Alabama, 2006-08

S

74 Salaam, Ephraim, T, San Diego State, 2006-08
 21 Sanders, Lewis, CB, Maryland, 2005-06
 37 Sapp, Cecil, RB, Colorado State, 2008
 65 Schau, Ryan, G, Illinois, 2002
 8 Schaub, Matt, QB, Virginia, 2007-08
 29 Scott, Guss, S, Florida, 2006
 92 Sears, Corey, DE, Mississippi St., 2002-04
 55 Sharper, Jamie, LB, Virginia, 2002-04
 19 Shepherd, Edell, WR, San Jose State, 2006
 30, 22 Simmons, Jason, CB/S, Arizona St., 2002-07
 20 ^Slaton, Steve, RB, West Virginia, 2008
 79 Slechta, Jeremy, DT, Nebraska, 2003
 99 Smith, Robaire, DE, Michigan St., 2004-05
 68 Spears, Marcus, T, Northwestern St., 2004
 77 ^Spencer, Charles, T, Pittsburgh, 2006-07
 78 Spikes, Cameron, G/T, Texas A&M, 2002
 40 Stansbury, Ed, FB, UCLA, 2002
 7 Stanley, Chad, P, Stephen F. Austin, 2002-06
 17 Starling, Kendrick, WR, San Jose St., 2004
 26 Stevens, Matt, FS, Appalachian St., 2002-03
 68 Stevenson, Dan, G, Notre Dame, 2008
 42 Stone, Michael, FS, Memphis, 2006
 64 ^Studdard, Kasey, G, Texas, 2007-08
 2 ^Symons, B.J., QB, Texas Tech, 2004

T

27 Taylor, Chris, RB, Indiana, 2006-07
 77 Thomas, Tarlos, T, Florida St., 2002
 51 Thompson, Chaun, LB, West Texas A&M, 2008
 28 Tillman, Travares, FS, Georgia Tech, 2003
 1 Turk, Matt, P, Wisconsin-Whitewater, 2007-08

V

10 Van Pelt, Bradlee, QB, Colorado St., 2006
 21 Vaughn, Darrick, CB, S.W. Texas St., 2003

W

71 Wade, Todd, T, Mississippi, 2004-05
 37 Walker, Darius, RB, Notre Dame, 2007
 96 Walker, Gary, DE, Auburn, 2002-05
 40 Walker, John, FS, USC, 2006
 41/22 ^Walker, Ramon, SS, Pittsburgh, 2002-05
 85/83 Walter, Kevin, WR, Eastern Michigan, 2006-08
 74 Walter, Tyson, G, Ohio State, 2005
 78 ^Wand, Seth, T, N.W. Missouri St., 2003-05

77 Washington, Todd, C/G, Virginia Tech, 2004-05
 61/70 ^Weary, Fred, G, Tennessee, 2002-07
 92/98 Weaver, Anthony, DE, Notre Dame, 2006-08
 32 ^Wells, Jonathan, RB, Ohio St., 2002-05
 63 White, Chris, C, Southern Mississippi, 2007-08
 72 Wiegert, Zach, T, Nebraska, 2003-06
 86 Williams, Harry, WR, Tuskegee, 2007-08
 41 Williams, Jimmy, CB, Vanderbilt, 2008
 23 Williams, Kevin, FS, Oklahoma St., 2002
 90 ^Williams, Mario, DE, N.C. State, 2006-08
 26 Wilson, Eugene, FS, Illinois, 2008
 73 ^Winston, Eric, T, Miami, 2006-08
 52 Wong, Kailee, LB, Stanford, 2002-06
 97 Worthen, Shawn, DT, TCU, 2002
 43 Wright, Kenny, CB, Northwestern St., 2002-04
 25 Wynn, Dexter, CB, Colorado State, 2006-07

Y

74 Young, Ryan, T, Kansas St., 2002

Z

92 Zgonina, Jeff, DT, Purdue, 2007-08

^draft pick



ALL-TIME NUMERICAL ROSTER



1 Turk, Matt, P, Wisconsin Whitewater, 2007-08

2 Symons, B.J., QB, Texas Tech, 2004

3 Brown, Kris, K, Nebraska, 2002-08

4 Ragone, Dave, QB, Louisville, 2003-04
(Ragone also wore # 15)

7 Boyd, Shane, QB, Kentucky, 2007
Stanley, Chad, P, Stephen F. Austin, 2002-06

8 Schaub, Matt, QB, Virginia, 2007-08
Carr, David, QB, Fresno St., 2002-06

10 Van Pelt, Bradlee, QB, Colorado State, 2006

11 Davis, André, WR, Virginia Tech, 2007-08
Morgan, Donovan, WR, La.-Lafayette, 2005
Quinn, Mike, QB, Stephen F. Austin, 2002-03

12 Jones, Jacoby, WR, Lane College, 2007-08
Banks, Tony, QB, Michigan St., 2002-05

13 Mathis, Jerome, WR, Hampton, 2005-06

14 Anderson, David, WR, Colorado State, 2006
(Anderson also wore # 89)

15 Ragone, Dave, Louisville, 2005

17 Starling, Kendrick, WR, San Jose St., 2004

18 Rosenfels, Sage, Iowa State, 2006-08
Jones, Dwaune, WR, Richmond, 2002

19 Shepherd, Edell, WR, San Jose St., 2006
Adams, Charlie, WR, Hofstra, 2006

20 Slaton, Steve, RB, West Virginia, 2008
McCleon, Dexter, CB, Clemson, 2006
Lord, Jammal, FS, Nebraska, 2004-05
Allen, James, RB, Oklahoma, 2002

21 Moats, Ryan, RB, Louisiana Tech, 2008
Fletcher, Jamar, CB, Wisconsin, 2007
Sanders, Lewis, CB, Maryland, 2005-06
Vaughn, Darrick, CB, S.W. Texas St., 2003

22 Brown, Chris, RB, Colorado, 2008
Alexander, Roc, CB, Washington, 2006
Walker, Ramon, SS, Pittsburgh, 2005
(Walker also wore # 41)
Burns, Curry, SS, Louisville, 2003

23 Robinson, Dunta, CB, South Carolina, 2004-08
Williams, Kevin, FS, Oklahoma St., 2002

24 Brown, C.C., SS, La.-Lafayette, 2005-08
Brown, Eric, SS, Mississippi St., 2002-04

25 Ferguson, Nick, SS, Georgia Tech, 2008
Wynn, Dexter, CB, Colorado State, 2006-07
Johnson, Derrick, CB, Washington, 2006
Garrett, Kevin, CB, SMU, 2006
Hollings, Tony, RB, Georgia Tech, 2003-05

26 Earl, Glenn, SS, Notre Dame, 2004-06
Stevens, Matt, FS, Appalachian St., 2002-03

27 Richardson, Matterral, CB, Arkansas, 2008
Taylor, Chris, RB, Indiana, 2006
Anderson, Jason, RB, South Dakota, 2004-05

28 Molden, Antwaun, CB, 2008
Boulware, Michael, S, Florida State, 2007
McKenzie, Chris, CB, Arizona St., 2005-06
Tillman, Travares, FS, Georgia Tech, 2003
Dennis, Pat, CB, La.-Monroe, 2002

29 Scott, Guss, FS, Florida, 2006
McCree, Marlon, FS, Kentucky, 2003-04

30 Green, Ahman, RB, Nebraska, 2007-08
Simmons, Jason, CB/S, Arizona St., 2002-06

31 Harrison, Brandon, FS, 2008
Buchanon, Phillip, CB, Miami (Fla.), 2005-06
Glenn, Aaron, CB, Texas A&M, 2002-04

32 Bennett, Fred, CB, South Carolina, 2007-08
Wells, Jonathan, RB, Ohio St., 2002-05

33 Lundy, Wali, RB, Virginia, 2006
Bell, Jason, CB, UCLA, 2002-05

34 Barber, Dominique, FS, Minnesota, 2008
Hutchins, Von, CB, Mississippi, 2007
Morency, Vernand, RB, Oklahoma St., 2005-06
Mack, Stacey, RB, Temple, 2003
Hebert, Kyries, FS, La.-Lafayette, 2002

35 Reeves, Jacques, CB, Purdue, 2008
Gado, Samkon, RB Liberty, 2006
Evans, Leomont, SS, Clemson, 2002

36 Dayne, Ron, RB, Wisconsin, 2006-07
Carter, Chris, FS, Texas, 2002

37 Sapp, Cecil, RB, Colorado State, 2008
Walker, Darius, RB, Notre Dame, 2007
Williams, Domanick, RB, LSU, 2003-06

38 Faggins, Demarcus, CB, Kansas St., 2002-08

40 Cox, Curome, Maryland, 2007
Walker, John, FS, USC, 2006
Stansbury, Ed, FB, UCLA, 2002

41 Williams, Jimmy, CB, Vanderbilt, 2008
Walker, Ramon, SS, Pittsburgh, 2002-04
(Walker also wore # 22)



ALL-TIME NUMERICAL ROSTER

42 Pittman, David, CB, Northwestern St. (La.), 2008
Stone, Michael, FS, Memphis, 2006
Coleman, Marcus, FS, Texas Tech, 2002-05

43 Cook, Jameel, FB, Illinois, 2006-07
Wright, Kenny, CB, Northwestern St., 2002-04

44 Leach, Vonta, FB, East Carolina, 2006-08
Norris, Moran, FB, Kansas, 2002-05

45 Comella, Greg, FB, Stanford, 2003

47 Demps, Will, FS, San Diego State, 2007-08
Baxter, Jarrod, FB, New Mexico, 2002-04

48 Pittman, Bryan, LS, Washington, 2003-08

50 Anderson, Charlie, LB, Mississippi, 2004-07
Clemons, Charlie, LB, Georgia, 2003

51 Thompson, Chaun, LB, West Texas A&M, 2008
Polk, DaShon, LB, Arizona, 2004-06
McClain, Jimmy, LB, Troy, 2002-03

52 Adibi, Xavier, LB, Virginia Tech, 2008
Wong, Kailee, LB, Stanford, 2002-06

53 Coley, Kevis, LB, Southern Mississippi, 2008
Orr, Shantee, LB, Michigan, 2003-06

54 Diles, Zac, LB, Kansas State, 2007-08
Evans, Troy, LB, Cincinnati, 2002-06

55 Myers, Chris, C, Miami, 2008
Hodgdon, Drew, C, Arizona St., 2006-07
(Hodgdon also wore #63 and #57)
Pettway, Kenneth, LB, Grambling St., 2005
Sharper, Jamie, LB, Virginia, 2002-04

56 Greenwood, Morlon, LB, Syracuse, 2005-08
Foreman, Jay, LB, Nebraska, 2002-04

57 Bentley, Kevin, LB, Northwest, 2008
Hodgdon, Drew, C, Arizona St., 2007
(Hodgdon also wore #63 and #55)
Monk, Quincy, LB, North Carolina, 2004
Bell, Marcus, LB, Arizona, 2004

58 Flanagan, Mike, C, UCLA, 2006-07
Foley, Steve, LB, N.E. Louisiana, 2003
(Foley also wore #93)
Lamar, Jason, LB, Toledo, 2002

59 Ryans, DeMeco, LB Alabama, 2006-08
Chamberlin, Frank, LB, Boston College, 2005
Acholonu, D.D., LB, Washington St., 2004
Carroll, Travis, LB, Florida, 2003
Spearman, Armegis, LB, Mississippi, 2003
Mitchell, Keith, LB, Texas A&M, 2002

60 Cochran, Earl, DE, Alabama St., 2006
(Cochran also wore #96)
Keathley, Michael, G, TCU, 2003

61 Weary, Fred, G, Tennessee, 2002-03
(Weary also wore #70)

62 Jackson, Scott, T, Brigham Young, 2006-08
Lorenti, Chris, C, Central Florida, 2002-03

63 White, Chris, C, Southern Mississippi, 2008
Hodgdon, Drew, C, Arizona St., 2005
(Hodgdon also wore #55 and #57)

64 Studdard, Kasey, G, Texas, 2007-08
Lynch, Ben, C, California, 2003
Newell, Mike, C, Colorado St., 2002

65 Brisiel, Mike, G, Colorado State, 2007-08
Evans, Brandon, G, Houston, 2004
Schau, Ryan, G, Illinois, 2002

66 Robinson, Deljuan, DT, Mississippi State, 2007-08
Dorsey, Char-ron, T, Florida St., 2002

67 Brown, Milford, G, Florida St., 2002-05

68 Stevenson, Dan, Notre Dame, 2008
Bedell, Brad, T, Colorado, 2006
Riley, Victor, T, Auburn, 2005
Spears, Marcus, T, Northwestern St., 2004
Randall, Greg, T, Michigan St., 2003

69 Pitts, Chester, G/T, San Diego St., 2002-08

70 Weary, Fred, G, Tennessee, 2004-08
(Weary also wore #61)
Graham, DeMingo, G, Hofstra, 2002

71 Black, Jordan, T, Notre Dame, 2007
Pearson, Mike, T, Florida, 2006
Wade, Todd, T, Mississippi, 2004-05
Boselli, Tony, T, USC, 2002

72 Nading, Jesse, DE, Colorado State, 2008
Wiegert, Zach, G/T, Nebraska, 2003-06
Hall, Barry, T, Mid. Tennessee St., 2002

73 Winston, Eric, T, Miami (Fla.), 2006-08
Jones, Garrick, T, Arkansas St., 2003-04

74 Salaam, Ephraim, T, San Diego St., 2006-08
Walter, Tyson, G, Ohio St., 2005
Young, Ryan, T, Kansas St., 2002

75 Frye, Brandon, T, Virginia Tech, 2007
Dalton, Lionel, DT, Eastern Michigan, 2006
Johnson, Travis, DT, Florida St., 2005
(Johnson also wore #99)
Herndon, Jimmy, T, Houston, 2002-03

ALL-TIME NUMERICAL ROSTER



76 Brown, Duane, T, Virginia Tech, 2008
McKinney, Steve, C, Texas A&M, 2002-07

77 Spencer, Charles, T, Pittsburgh, 2006-07
Washington, Todd, G/C, Virginia Tech, 2003-05
Thomas, Tarlos, T, Florida St., 2002

78 Butler, Rashad, T, Miami, 2008
Killings, Cedric, DT, Carson-Newman, 2006-07
Wand, Seth, T, N.W. Missouri St., 2003-05
Spikes, Cameron, G/T, Texas A&M, 2002

79 Bulman, Tim, DT, Boston College, 2006
(Bulman also wore #93)
Slechta, Jeremy, DT, Nebraska, 2003
Overhauser, Chad, G, UCLA, 2002

80 Johnson, Andre, WR, Miami (Fla.), 2003-08
McDermott, Sean, TE/LS, Kansas, 2002

81 Daniels, Owen, TE, Wisconsin, 2006-08
Murphy, Matt, TE, Maryland, 2003-05
Harris, Atnaf, WR, CS-Northridge, 2002

82 Harris, Clark, LS, Rutgers, 2008
Steele, Ben, TE, Meas College, 2006
Miller, Billy, TE, USC, 2002-04

83 Walter, Kevin, WR, Eastern Michigan, 2007-08
(Walter also wore #85)
Joppru, Bennie, TE, Michigan, 2003-06
Murphy, Frank, WR, Kansas St., 2002
Rutledge, Rod, TE, Alabama, 2002

84 Jenkins, Darnell, WR, Miami, 2008
Moulds, Eric, WR, Mississippi St., 2006
Rivers, Marcellus, TE, Oklahoma St., 2005
Moses, J.J., WR Iowa St., 2003-04
Lewis, Jermaine, WR, Maryland, 2002

85 Dreessen, Joel, TE, Colorado State, 2007-08
Walter, Kevin, WR, Eastern Michigan, 2006
(Walter also wore #83)
Bradford, Corey, WR, Jackson St., 2002-05

86 Williams, Harry, WR, Tuskegee, 2008
Lewis, Derrick, WR, San Diego St., 2006
Gaffney, Jabar, WR, Florida, 2002-05

87 Bruener, Mark, TE, Washington, 2004-08
Armstrong, Derick, WR, Ark.-Monticello, 2003
(Armstrong also wore # 88)
Dawson, JaJuan, WR, Tulane, 2002
Insley, Trevor, WR, Nevada-Reno, 2002

88 Putzier, Jeb, TE, Boise St., 2006-07
Armstrong, Derick, WR, Ark.-Monticello, 2004-05
(Armstrong also wore #87)
Kent, Rashod, TE, Rutgers, 2003
Black, Avion, WR, Tennessee St., 2002

89 Anderson, David, WR, Colorado State, 2007-08
(Anderson also wore #14)
Holloway, Jabari, TE, Notre Dame, 2002-03

90 Williams, Mario, DE, North Carolina St., 2006-08
Davis, Jason, DE, West Virginia, 2005
Martin, Terrance, DT, North Carolina St., 2003
Green, Howard, DT, LSU, 2002

91 Okoye, Amobi, DT, Louisville, 2007-08
Payne, Seth, DT, Cornell, 2002-06

92 Zgonina, Jeff, DT, Purdue, 2007-08
Weaver, Anthony, DE, Notre Dame, 2006
(Weaver also wore #98)
Sears, Corey, DE, Mississippi St., 2002-04

93 Bulman, Tim, DT, Boston College, 2007-08
(Bulman also wore #79)
Babin, Jason, LB, Western Michigan, 2004-06
Foley, Steve, LB, N.E. Louisiana, 2003
(Foley also wore # 58)
Flowers, Erik, LB, Arizona St., 2002

94 Kalu, N.D., DE, Rice, 2006-07
Ioane, Junior, DT, Arizona St., 2003-05
Hill, Charles, DT, Maryland, 2002

95 McClover, Stanley, DE, Auburn, 2008
Maddox, Anthony, DT, Delta St., 2006-07
Deloach, Jerry, DE, California, 2002-05

96 Cochran, Earl, DE, Alabama State, 2007-08
(Cochran also wore #60)
Johnson, Thomas, DT, Middle Tennessee St., 2006
Rainer, Wali, LB, Virginia, 2006
Walker, Gary, DE, Auburn, 2002-05

97 Okam, Frank, DT, Texas, 2008
Malone, Alfred, DE, Troy, 2005-06
Davis, Jason, DE, West Virginia, 2003
Worthen, Shawn, DT, TCU, 2002

98 Weaver, Anthony, DE, Notre Dame, 2007-08
(Weaver also wore #92)
Peeck, Antwan, LB, Cincinnati, 2003-06
Posey, Jeff, LB, So. Mississippi, 2002

99 Johnson, Travis, DE, Florida St., 2006-08
(Johnson also wore # 75)
Smith, Robaire, DE, Michigan St., 2004-05
Martin, Steve, DT, Missouri, 2003
Blade, Willie, DE, Mississippi St., 2002



ALL-TIME PRACTICE SQUAD

Acholonu, D.D., LB, 2004*
 Anderson, David, WR, 2006*
 Anderson, Jason, RB, 2005*
 Aromashodu, Devin, WR, 2007
 Bazuin, Dan, DE, 2008
 Beach, Arliss, RB, 2007-08*
 Boyd, Shane, QB, 2007*
 Brink, Alex, QB, 2008
 Brisiel, Mike, G, 2006-2007*
 Broussard, Jamall, WR, 2006
 Bulman, Tim, DT, 2006-2007*
 Burns, Curry, S, 2006
 Carroll, Travis, LB, 2003*
 Castañeda, Eduardo, LB, 2007
 Cochran, Earl, DE, 2006*
 Coley, Kevis, LB, 2007-08*
 Collins, McAllister, C, 2002
 Curtis, Kevin, S, 2006
 Davis, A.J., CB, 2008
 Davis, Jason, DE, 2003-04*, 2006
 Dawson, Curry, T, 2003*
 Dorsey, Quinn, LB, 2005
 Douglas, Cody, G, 2006
 Douglas, Robert, FB, 2005, 2006
 Dunn, Anthony, LB, 2004
 Echemandun, Adimchinobi, RB, 2007
 Eslinger, Greg, C, 2007*
 Evans, Brandon, G, 2004*
 Faggins, Demarcus, CB, 2003*
 Freeman, Rober', CB, 2003*
 Frye, Brandon, T, 2007-08*
 Green, Howard, DT, 2002
 Hall, Barry, T, 2002
 Halterman, Aaron, TE, 2005
 Hamilton, Derrick, WR, 2007
 Harris, Atnaf, WR, 2002*
 Harris, Clark, TE, 2008*
 Harris, Elliott, DE, 2005
 Hawkins, Jelani, OT, 2002*
 Hebert, Kyries, S, 2002*
 Herrion, Atlas, G, 2006
 Hicks, Reese, OT, 2004-2005
 Holloway, Jabari, TE, 2002*
 Jenkins, Darnell, WR, 2008*
 Jenkins, Michael, RB, 2002
 Johnson, Albert, WR, 2003
 Jones, Garrick, T, 2003, 2005*
 Kent, Rashod, TE, 2002-03*
 Lewis, Derrick, WR, 2006*
 Long, Gabe, DT, 2008
 Lord, Jammal, FS, 2004-2005*
 Maddox, Anthony, DT, 2006*
 Malone, Alfred, DT, 2005*
 McKenzie, Chris, CB, 2005*

Mitchell, Brandon, S, Ohio State 2007*
 Moats, Ryan, RB, 2008*
 Morgan, Donovan, WR, 2005*
 Murphy, Matt, TE, 2004*
 Nading, Jesse, DE, 2008*
 Neihuis, Doug, G, 2006
 Nerys, Jason, G, 2005
 Oakley, Anthony, G, 2008
 Orr, Shantee, LB, 2003-04*
 Overhauser, Chad, C/G, 2002*
 Pettway, Kenneth, LB, 2005*
 Pittman, Bryan, LS, 2003*
 Porter, Quinton, QB, 2006*
 Quinn, Mike, QB, 2003*
 Roberson, Derrick, CB, 2007-08*
 Robinson, Deljuan, DT, 2007*
 Roland, Justin, LB, 2008
 Ross, Richie, WR, 2006
 Rue, Josh, FB, 2004
 Seaverns, Justin, LB, 2003
 Simmons, Mark, WR, 2008
 Stansbury, Ed, FB, 2002*
 Starling, Kendrick, WR, 2004*
 Stenavich, Adam, T, 2008
 Suber, Allen, WR, 2004
 Taylor, Chris, RB, 2006*
 Terry, D.D., RB, 2008
 Thomas, Sloan, WR, 2004
 Thomas, Tarlos, T, 2002
 Thorpe, Craphonso, WR, 2006
 Torrey, Andre, LB, 2005
 Walker, Darius, RB, 2007-08*
 Walker, John, S, 2006*
 Washington, Maurice, WR, 2005
 White, Chris, C, 2006
 Williams, Harry, WR, 2006-2007*
 Works, Renaldo, RB, 2004
 Worthen, Shawn, DT, 2002*
 Wright, Keith, DT, 2003
 Wynn, Milton, WR, 2002
 Young, David, SS, 2004
 Zabransky, Jared, QB, 2007

*- Players on the active roster



ALL-TIME INJURED RESERVE



2002 (10)

Name	Pos.	Date	Injury
Insley , Trevor	WR	8/15	Leg
Jones , Dwaune	WR	8/17	Knee
Evans , Leomont	S	8/27	Neck
Lorenti , Chris	C	9/1	Ankle
Boselli , Tony	T	10/15	Shoulder
Dennis , Pat	CB	10/22	Knee
Lamar , Jason	LB	10/30	Leg
Schau , Ryan	G	11/5	Foot
Rutledge , Rod	TE	11/26	Foot
Walker , Ramon	SS	12/24	Knee

2005 (8)

Name	Pos.	Date	Injury
Wong, Kailee	LB	10/18	R Knee
Hodgdon, Drew	C	11/11	R Foot
Wade, Todd	T	11/18	R Knee
Buchanon, Phillip	CB	11/23	L Ankle
Ioane, Junior	DT	12/20	L Calf
Davis, Domanick	RB	12/28	L Knee
Walker, Gary	DE	12/28	R Arm
Wells, Jonathan	RB	12/30	L Thigh

2003 (17)

Name	Pos.	Date	Injury
Baxter, Jarrod	FB	8/25	R Foot
Dennis, Pat	CB	8/25	R Knee
Herndon, Jimmy	OT	8/25	R Knee
Lorenti, Chris	C	8/25	L Achilles
Lynch, Ben	C	8/25	L Knee
Joppru, Bennie	TE	8/31	R Groin
Payne, Seth	DT	9/15	L Knee
Mack, Stacey	RB	11/26	L Toe
Walker, Gary	DE	11/28	R Toe
Banks, Tony	QB	12/1	R Hand
Walker, Ramon	SS	12/1	L Knee
Stevens, Matt	FS	12/3	L Knee
Clemons, Charlie	LB	12/8	R Ankle
Glenn, Aaron	CB	12/10	L Groin
Orr, Shantee	LB	12/22	L Fibula
Wright, Kenny	CB	12/22	L Knee
Brown, Milford	G	12/26	R Knee

2006 (16)

Name	Pos.	Date	Injury
Rainer, Wali	LB	8/1	R Leg
McKenzie, Chris	CB	8/3	L Shoulder
Steele, Ben	TE	8/3	L Leg
Davis, Domanick	RB	9/2	L Knee
Alexander, Roc	CB	9/12	R Knee
Spencer, Charles	T	9/19	L Leg
Malone, Alfred	DT	10/10	R Hand
Payne, Seth	DT	10/17	R Knee
Johnson, Travis	DT	11/14	L Calf
Sanders, Lewis	CB	11/14	R Hand
Wiegert, Zach	T	11/14	R Knee
Flanagan, Mike	C	11/28	Ribs
Rosenfels, Sage	QB	11/28	R Hand
Cook, Jameel	FB	12/15	R Knee
Dalton, Lionel	DT	12/23	Back
Mathis, Jerome	WR	12/23	R Hamstring

2004 (11)

Name	Pos.	Date	Injury
Anderson, Jason	RB	8/16	R Leg
Bell, Marcus	LB	8/26	Shoulder
Bell, Jason	CB	11/17	R Wrist
Walker, Ramon	SS	11/24	L Knee
Joppru, Bennie	TE	12/1	Groin
Symons, B.J.	QB	12/1	R Knee
Foreman, Jay	LB	12/5	L Ankle
Coleman, Marcus	FS	12/7	Shoulder
Evans, Troy	LB	12/15	L Ankle
Wiegert, Zach	G	12/22	R Knee
Peek, Antwan	LB	12/28	R Shoulder

2007 (17)

Name	Pos.	Date	Injury
Taylor, Chris	RB	7/31	L Knee
Alexander, Roc	CB	7/31	R Knee
Earl, Glenn	SS	8/14	L Foot
Horton, Jason	CB	8/14	R Arm
Barry, Kevin	T	8/24	R Biceps
Abbate, Jon	FB	9/1	R Ankle
Harrison, Brandon	FS	9/1	L Hamstring
Jackson, Scott	T	9/4	R Shoulder
Simmons, Jason	FS	9/11	L Knee
Killings, Cedric	DT	9/25	Neck
McKinney, Steve	C	9/25	L Knee
Mathis, Jerome	WR	10/6	R Lower Leg
Barber, Shawn	LB	10/31	Neck
Robinson, Dunta	CB	11/7	R Knee
Weary, Fred	G	12/4	R Leg
White, Chris	C	12/4	L Knee
Green, Ahman	RB	12/7	L Knee



ALL-TIME INJURED RESERVE

2008 (11)

<u>Name</u>	<u>Pos.</u>	<u>Date</u>	<u>Injury</u>
Stevenson, Dan	G	7/24	R Shoulder
Williams, Jimmy	CB	8/4	R Knee
Williams, Harry	WR	8/25	Neck
Jackson, Scott	T	8/26	L Foot
Brown, Chris	RB	8/30	Back
McClover, Stanley	DE	9/11	R Knee
Brown, C.C.	SS	9/30	R Arm
Diles, Zac	LB	11/6	L Leg
Molden, Antwaun	CB	11/16	L Leg
Cochran, Earl	DE	11/19	R Toe
Green, Ahman	RB	11/25	L Knee



ALL-TIME COACHES ROSTER



Coach	Position	Season
Bayless, Martin	Assistant Defensive Back	2006-07
Benton, John	Offensive Line	2006-09
Brown, Kippy	Wide Receiver	2002-05
Bush, Frank	Senior Defensive Assistant	2007-08
	Defensive Coordinator	2009
Calhoun, Troy	Offensive Coordinator/Quarterback	2006
Capers, Dom	Head Coach	2002-05
Carter, Perry	Defensive Assistant	2007-09
Fangio, Vic	Defensive Coordinator	2002-05
Fisch, Jedd	Defensive Quality Control	2002-03
Franklin, Jethro	Defensive Line	2007-08
Gibbs, Alex	Assistant Head Coach/Offense	2008-09
Gibbs, David	Defensive Backs Coach	2009
Grantham, Todd	Defensive Line	2002-04
Harris, Chick	Running Back	2002-09
Herring, Reggie	Linebacker	2002-03
Hightower, Richard	Administrative Coordinator, Coaching	2006-07
	Special Teams Assistant	2008
Holland, Johnny	Linebacker	2006-09
Hoke, Jon	Defensive Back	2002-08
Karmelowicz, Bob	Defensive Line	2006
	Special Assistant to the Head Coach	2007-08
Kirksey, Larry	Wide Receiver	2007-09
Kollar, Bill	Assistant head coach/defensive line	2009
Kubiak, Gary	Head Coach	2006-09
LaFleur, Matt	Offensive Assistant	2008-09
Marciano, Joe	Special Teams	2002-09
Marciano, Tony	Offensive Line	2002-03
	Tight End	2004-05
Marshall, Steve	Assistant Offensive Line	2002-05
	Offensive Line	2005
Matthews, Bruce	Offensive Assistant	2009
McDaniel, Mike	Offensive Assistant	2006-08
Oden, Tony	Assistant Defensive Backs	2004-05
Olivadotti, Tom	Linebackers	2004-05
Palmer, Chris	Offensive Coordinator	2002-05
Pariani, Brian	Tight End	2006-09
Pendry, Joe	Offensive Line	2004-05
	Offensive Coordinator	2005
Pollack, Frank	Assistant Offensive Line Coach	2008-09
Rhodes, Ray	Assistant Defensive Backs Coach	2008
	Senior Defensive Assistant	2009
Riley, Dan	Head Strength and Conditioning	2002-08
Roman, Greg	Tight End	2002-03
	Quarterback	2005
Saleh, Robert	Defensive Assistant	2006-08
	Assistant Linebackers	2009
Schiotz, Matt	Assistant Strength & Conditioning Coach	2009
Shanahan, Kyle	Wide Receiver	2006
	Quarterbacks	2007
	Offensive Coordinator/Quarterbacks	2008-09
Sherman, Mike	Assistant Head Coach/Offense	2006
	Assistant Head Coach/Offense Coordinator	2007
Simien, Tracy	Assistant Defensive Line	2006
Smith, Richard	Defensive Coordinator	2006-08
Stewart, Brian	Assistant Defensive Backs	2002-03
Sutulovich, Eric	Assistant Special Teams	2002-05
Wright, Ray	Assistant Strength and Conditioning	2002-08
	Head Strength and Conditioning	2009



TRADES/ FREE AGENCY

TEXANS TRADE HISTORY

- Mar. 4, 2002: Traded QB Danny Wuerffel to Washington in exchange for DT Jerry Deloach.
- Mar. 25, 2002: Traded first of three 2002 seventh-round draft picks to Pittsburgh as compensation for restricted free agent K Kris Brown.
- Mar. 28, 2002: Traded future draft pick to St. Louis in exchange for CB Jacoby Shepherd.
- Apr. 17, 2002: Traded RB Charlie Rogers to Buffalo in exchange for LB Jay Foreman.
- Apr. 21, 2002: Traded fourth-round pick in 2002 to Atlanta in exchange for 2003 third-round pick (88th overall- Dave Ragone)
- Mar. 6, 2003: Traded fifth-round pick to New England in exchange for T Greg Randall.
- Apr. 26, 2003: Traded second-round pick (36th overall) and fourth-round pick (117th overall) to New England for second-round pick (41st overall-Bennie Joppru) and third-round pick (75th overall-Seth Wand
Traded third-round pick (83rd overall) and seventh-round pick (262nd overall) to Oakland in ex change for 2004 second-round pick (supplemental draft pick-Tony Hollings)
- Apr. 27, 2003: Traded fifth-round pick (138th overall) to Indianapolis for 2004 fourth-round pick (122nd overall- Glenn Earl)
- Mar. 19, 2004: Traded QB Drew Henson to Dallas in exchange for 2005 third-round pick.
- Apr. 24, 2004: Traded second round pick (40th overall), third-round pick (71st overall), fourth-round pick (103rd overall) to Tennessee in exchange for first-round pick (27th overall-Jason Babin); also exchanged fifth-round picks (138th to 159th overall) with Tennessee.
- Apr. 25, 2004: Traded fifth-round pick (159th overall) to Jacksonville in exchange for sixth-round pick (175th overall-Jammal Lord) and seventh-round pick (210th overall-Raheem Orr).
- Apr. 20, 2005: Traded second-round pick (47th overall) and third-round pick (78th overall) to Oakland in exchange for CB Phillip Buchanon.
- Apr. 23, 2005: Traded first-round pick (13th overall) to New Orleans in exchange for first round pick (16th overall- Travis Johnson) in 2005 draft and third-round selection in 2006 draft.
- Apr. 6, 2006: Traded a fifth-round pick (134th overall) to the Buffalo Bills in exchange for WR Eric Moulds.
- July 27, 2006: Traded a conditional seventh-round pick in the 2007 to the San Francisco 49ers for QB Cody Pickett.
- Sep. 13, 2006: Traded RB Vernand Morency to Green Bay in exchange for RB Samkon Gado.
- Mar. 22, 2007: Acquired QB Matt Schaub from the Atlanta Falcons.
- Apr. 29, 2007: Traded fourth-round draft pick (107th overall) to the New Orleans Saints in exchange for the Saints 2007 fourth-round pick (123rd overall- Fred Bennett) and a 2007 fifth-round pick (163rd overall- Brandon Frye).
- Mar. 17, 2008: Traded a sixth-round pick in the 2008 NFL Draft to the Denver Broncos in exchange for C Chris Myers.
- Apr. 26, 2008: Traded first-round pick (No. 18 overall) to the Baltimore Ravens for first-round pick (No. 26 overall- Duane Brown) a third-round pick (89th overall-Steve Slaton) and a sixth-round pick (173rd overall- Dominique Barber).
- Feb. 27, 2009: Traded QB Sage Rosenfels to the Minnesota Vikings in exchange for the 122nd selection in the 2009 NFL Draft.

2002 TEXANS IN FREE AGENCY

Players Signed

- Mar. 6: C/G Steve McKinney, Indianapolis
- Mar. 7: LB Kailee Wong, Minnesota
- Mar. 10: WR Corey Bradford, Green Bay
- Mar. 15: RB James Allen, Chicago;
LB Greg Jones, Chicago
- Mar. 25: K Kris Brown, Pittsburgh (restricted)
- Mar. 26: WR Tony Simmons, Indianapolis
- Apr. 3: T Jimmy Herndon, Chicago
- Apr. 5: SS Chris Carter, Cincinnati
- Apr. 8: QB Kent Graham, Washington;
CB Jason Simmons, Pittsburgh

- Apr. 9: G DeMingo Graham, San Diego;
TE Kaseem Sinceno, Chicago
- Apr. 10: TE Rod Rutledge, New England
- Apr. 18: LB Jeff Posey, Jacksonville
- Apr. 25: LB Robert Jones, Washington
- May 9: LB Allen Aldridge, Detroit

Players Lost

None

FREE AGENCY



2003 TEXANS IN FREE AGENCY

Players Signed:

Mar. 1: T/G Zach Wiegert, Jacksonville
Mar. 4: LB Jay Foreman, Houston
Mar. 11: DE Corey Sears, Houston;
FS Kevin Williams, Houston
Mar. 17: SS Eric Brown, Houston
Mar. 18: CB Pat Dennis, Houston (restricted);
QB Mike Quinn, Houston
Mar. 21: CB Jason Simmons, Houston
Mar. 25: WR JaJuan Dawson, Houston (restricted)
Mar. 27: T Jimmy Herndon, Houston

Apr. 2: LB Charlie Clemons, New Orleans;
CB Kenny Wright, Houston
Apr. 4: QB Tony Banks, Houston
Apr. 9: RB Stacey Mack, Jacksonville
Apr. 25: G Ryan Schau, Houston

Players Lost:

Feb. 28: LB Jeff Posey, Buffalo
Mar. 5: T Ryan Young, Dallas
Mar. 14: LB Keith Mitchell, Jacksonville
Mar. 28: G Cameron Spikes, Arizona

2004 TEXANS IN FREE AGENCY

Players Signed:

Mar. 3: DE Gary Walker, Houston
Mar. 4: DT Robaire Smith, Tennessee;
T Todd Wade, Miami;
G/C Todd Washington, Houston
Mar. 11: CB Jason Simmons, Houston
Mar. 16: LB DaShon Polk, Buffalo
Mar. 22: TE Mark Bruener, Pittsburgh;
DE Corey Sears, Houston
Mar. 23: TE Jabari Holloway, Houston (restricted)
Mar. 30: FS Pat Dennis, Houston

Apr. 19: FB Moran Norris, Houston (restricted)
Apr. 20: CB Darrick Vaughn, Houston (restricted)
Apr. 22: CB Jason Bell, Houston (restricted)
Apr. 28: DE Jerry Deloach, Houston (restricted)

Players Lost:

Mar. 4: FB Greg Comella, Tampa Bay; LB Steve
Foley, San Diego
Mar. 6: DT Steve Martin, Minnesota
Mar. 10: QB Mike Quinn, Denver
Apr. 20: T Greg Randall, San Francisco

2005 TEXANS IN FREE AGENCY

Players Signed:

Mar. 3: LB Morlon Greenwood, Miami;
DT Seth Payne, Houston
Mar. 5: CB Jason Bell, Houston;
FB Moran Norris, Houston
Mar. 9: CB Lewis Sanders, Cleveland;
DE Corey Sears, Houston;
CB Jason Simmons, Houston
Mar. 10: DE Jerry Deloach, Houston
Mar. 17: QB Tony Banks, Houston;
LB Frank Chamberlin, Cincinnati
Mar. 23: T Garrick Jones, Houston (restricted)
Apr. 11: WR Corey Bradford, Houston;
RB Jonathan Wells, Houston

Apr. 12: LB Troy Evans, Houston (restricted)
Apr. 15: G Milford Brown, Houston (restricted)
Apr. 18: KR Reggie Swinton, Detroit
May 3: LB Zeke Moreno, San Diego
May 13: T Victor Riley, New Orleans
May 18: TE Marcellus Rivers, N.Y. Giants
June 8: WR Kevin Kasper, New England

Players Lost:

Mar. 10: FS Marlon McCree, Carolina
Mar. 31: CB Kenny Wright, Jacksonville
June 7: T Marcus Spears, Cleveland





FREE AGENCY

2006 TEXANS IN FREE AGENCY

Players Signed:

Mar. 11: FB Jameel Cook, Tampa Bay
 Mar. 12: QB Sage Rosenfels, Miami;
 DE Anthony Weaver, Baltimore
 Mar. 14: CB Chris McKenzie, Houston;
 P Filip Filipovic, Philadelphia
 Mar. 19: WR Kevin Walter, Cincinnati (restricted)
 Mar. 21: TE Jeb Putzier, Denver
 Mar. 23: LB Shantee Orr, Houston;
 LB Frank Chamberlin, Houston; LB DaShon
 Polk, Houston; SS Ramon Walker, Houston
 Mar. 24: LB Sam Cowart, Minnesota;
 C Mike Flanagan, Green Bay;
 LB Troy Evans, Houston
 Mar. 27: DE N.D. Kalu, Philadelphia
 Mar. 31: G David Loverne, Detroit
 Apr. 4: LB Wali Rainer, Detroit;

WR Jake Schifino, New England
 Apr. 10: TE Ben Steele; WR Chris Doering;
 FS Michael Stone, New England
 Apr. 26: T Brad Bedell, Green Bay
 Apr. 27: T Seth Wand, Houston (restricted)
 May 8: RB Antowain Smith, New Orleans;
 T Ephraim Salaam, Jacksonville

Players Lost:

Mar. 13: CB Jason Bell, N.Y. Giants;
 WR Corey Bradford, Detroit
 Mar. 16: WR Jabar Gaffney, Philadelphia
 Mar. 24: G Tyson Walter, Washington
 May 6: RB Tony Hollings, Chicago
 May 10: TE Marcellus Rivers, Oakland

2007 TEXANS IN FREE AGENCY

Players Signed:

Mar. 5: RB Ahman Green, Green Bay;
 DB Roc Alexander, Houston;
 DE N.D. Kalu, Houston;
 T Ephraim Salaam, Houston
 Mar. 7: LB Danny Clark, New Orleans Saints
 Mar. 8: P Chad Stanley, Houston
 Mar. 9: T Jordan Black, Kansas City
 Mar. 12: TE Mark Bruener, Houston
 Mar. 15: DT Jeff Zgonina, Miami
 Mar. 21: LB Shawn Barber, Philadelphia
 Mar. 23: RB Ron Dayne, Houston
 Mar. 26: FB Vonta Leach, Houston

Apr. 3: CB Von Hutchins, Houston
 Apr. 5: CB Jamar Fletcher, Detroit
 Apr. 12: WR Andre Davis, Buffalo
 Apr. 20: LB Shantee Orr, Houston
 Apr. 23: LB Charlie Anderson, Houston
 Apr. 27: SS Glenn Earl, Houston

Players Lost:

Mar. 3: DE Antwan Peek, Cleveland
 Mar. 7: CB Lewis Sanders, Atlanta
 Apr. 6: QB David Carr, Carolina
 Apr. 10: LB Troy Evans, New Orleans
 Apr. 13: SS Michael Stone, New York Giants

2008 TEXANS IN FREE AGENCY

Players Signed:

Mar. 1: WR Andre Davis, Houston;
 CB Jacques Reeves, Dallas
 Mar. 3: LB Kevin Bentley, Seattle
 Mar. 7: SS Glenn Earl, Houston
 Mar. 10: TE Mark Bruener, Houston
 Mar. 14: LB Chaun Thompson, Cleveland
 Mar. 20: RB Chris Brown, Tennessee;
 S Will Demps, Houston;
 DT N.D. Kalu, Houston
 Mar. 24: QB Quinn Gray, Jacksonville;
 P Matt Turk, Houston
 Mar. 27: RB Chris Taylor, Houston;
 WR Harry Williams, Houston;
 CB Nick Ferguson, Denver

Apr. 26: TE Joel Dreessen, Houston
 May 10: G Fred Weary, Houston
 May 19: CB Jimmy Williams, San Francisco;
 TE Ryan Krause, Green Bay
 May 22: WR Tim Carter, Cleveland;
 WR Mark Simmons, San Diego
 June 16: DE Rosevelt Colvin, New England

Players Lost:

Mar. 1: LB Charlie Anderson, Miami
 Mar. 2: S Von Hutchins, Atlanta
 Mar. 4: TE Jeb Putzier, Seattle
 Mar. 13: LB Danny Clark, New York Giants
 Mar. 20: S Michael Boulware, Minnesota
 Apr. 4: WR/KR Jerome Mathis, Washington

FREE AGENCY/ COLLEGE DRAFT



2009 TEXANS IN FREE AGENCY

Players Signed:

Feb. 27: DE Stanley McClover Houston;
C Chris White Houston;
FS Eugene Wilson Houston
Mar. 1: DE Antonio Smith, Arizona;
QB Dan Orlovsky, Detroit
Mar. 4: TE Joel Dreessen, Houston
Mar. 12: S Nick Ferguson, Houston
Mar. 13: WR David Anderson, Houston

Mar. 30: DT Shaun Cody, Detroit
Apr. 6: LB Cato June, Tampa Bay
Apr. 7: T Rashad Butler, Houston;
LB Buster Davis, Indianapolis

Players Lost:

Mar. 4: SS C.C. Brown, New York Giants
Apr. 2: CB DeMarcus Faggins, Tennessee

TEXANS NFL DRAFT SELECTIONS

2002

Round 1: QB David Carr (Fresno State, first overall)
Round 2: WR Jabar Gaffney (Florida, 33);
G/T Chester Pitts (San Diego State, 50)
Round 3: G Fred Weary (Tennessee, 66);
DT Charles Hill (Maryland, 83)
Round 4: RB Jonathan Wells (Ohio State, 99)
Round 5: FB Jarrod Baxter (New Mexico, 136);
FS Ramon Walker (Pittsburgh, 153)
Round 6: CB DeMarcus Faggins (Kansas State, 173);
DT Howard Green (LSU, 190)
Round 7: LB Greg White (Minnesota, 229);
DT Ahmad Miller (UNLV, 261)

Supplemental Draft

Round 6: G Milford Brown (Florida State)

2003

Round 1: WR Andre Johnson (Miami, third overall)
Round 2: TE Bennie Joppru (Michigan, 41)
Round 3: LB Antwan Peek (Cincinnati, 67); T Seth
Wand (N.W. Missouri State, 75);
QB Dave Ragone (Louisville, 88)
Round 4: RB Domanick Davis (LSU, 104)
Round 6: QB Drew Henson (Michigan, 192);
DT Keith Wright (Missouri, 214)
Round 7: SS Curry Burns (Louisville, 217);
LS Chance Pearce (Texas A&M, 233)

Supplemental Draft

Round 2: RB Tony Hollings (Georgia Tech)

2004

Round 1: CB Dunta Robinson (South Carolina, 10th
overall);
LB Jason Babin (Western Michigan, 27)
Round 2: Traded to Tennessee
Round 3: Traded to Tennessee
Round 4: SS Glenn Earl (Notre Dame, 122)
Round 6: CB Vontez Duff (Notre Dame, 170);
FS Jammal Lord (Nebraska, 175);
LB Charlie Anderson (Mississippi, 200)
Round 7: LB Raheem Orr (Rutgers, 210);
WR Sloan Thomas (Texas, 211);
QB B.J. Symons (Texas Tech, 248)

2005

Round 1: DT Travis Johnson (Florida State, 16th
overall)

Round 2: Traded to Oakland for CB Phillip Buchanon
Round 3: RB Vernand Mornecy (Oklahoma State, 73)
Round 4: WR Jerome Mathis (Hampton, 114)
Round 5: C Drew Hodgdon (Arizona State, 151)
Round 6: SS C.C. Brown (La.-Lafayette, 188)
Round 7: LB Kenneth Pettway (Grambling State, 227)

2006

Round 1: DE Mario Williams (N. C. State, first overall)
Round 2: LB DeMeco Ryans (Alabama, 33)
Round 3: T Charles Spencer (Pittsburgh, 65);
T Eric Winston (Miami, 66)
Round 4: TE Owen Daniels (Wisconsin, 98)
Round 5: Traded to Buffalo for WR Eric Moulds
Round 6: RB Wali Lundy (Virginia, 170)
Round 7: WR David Anderson (Colorado State, 251)

2007

Round 1: DT Amobi Okoye (Louisville, 10th overall)
Round 2: Traded to Atlanta for QB Matt Schaub
Round 3: WR Jacoby Jones (Lane (TN) College, 73)
Round 4: CB Fred Bennett (South Carolina, 123)
Round 5: S Brandon Harrison (Stanford, 144);
T Brandon Frye (Virginia Tech, 163)
Round 6: G Kasey Studdard (Texas, 183)
Round 7: LB Zac Diles (Kansas State, 218)

2008

Round 1: T Duane Brown (Virginia Tech, 26th overall)
Round 2: Traded to Atlanta for QB Matt Schaub
Round 3: CB Antwaun Molden (Eastern Kentucky, 79);
RB Steve Slaton (West Virginia, 89)
Round 4: LB Xavier Adibi (Virginia Tech, 118)
Round 5: DT Frank Okam (Texas, 151)
Round 6: S Dominique Barber (Minnesota, 173)
Round 7: QB Alex Brink (Washington State, 223)

2009

Round 1: LB Brian Cushing (USC, 15th overall)
Round 2: DE Connor Barwin (Cincinnati, 46)
Round 3: C Antoine Caldwell (Alabama, 77)
Round 4: CB Glover Quin (New Mexico, 112);
TE Anthony Hill (122)
Round 5: TE James Casey (Rice, 152)
Round 6: CB Brice McCain (Utah, 188)
Round 7: S Troy Nolan (Arizona State, 223)



TEXANS IN PRIMETIME/ TEXANS IN OVERTIME

TEXANS IN PRIME TIME

Year	Date	Opponent	Network	Result	Attendance
2002	Sunday, Sept. 8	Dallas	ESPN	W, 19-10	69,604
2004	Sunday, Nov. 21	Green Bay	ESPN	L, 16-13	70,769
2005	Sunday, Oct. 16	@Seattle	ESPN	L, 42-10	66,196
2005	Sunday, Nov. 20	Kansas City	ESPN	L, 45-17	70,481
2007	Thursday, Dec. 13	Denver	NFL Network	W, 31-13	70,747
2008	Monday, Dec. 1	Jacksonville	ESPN	W, 30-17	70,809



TEXANS IN OVERTIME

The Texans have appeared in six overtime games with a record of 0-6.

November 23, 2003 at Reliant Stadium

New England	23	Game winner- K Adam Viniteri's 28-yard FG
Houston	20	

October 10, 2004 at Reliant Stadium

Minnesota	34	Game winner- WR Marcus Robinson's 50-yard TD reception
Houston	28	

November 27, 2005 at Reliant Stadium

St. Louis	33	Game winner- WR Kevin Curtis' 56-yard TD reception
Houston	27	

January 1, 2006 at Monster Park

San Francisco	20	Game winner- K Joe Nedney's 33-yard FG
Houston	17	

December 10, 2006 at Reliant Stadium

Tennessee	26	Game winner- QB Vince Young's 39-yard TD run
Houston	20	

September 28, 2008 at Jacksonville Municipal Stadium

Jacksonville	30	Game winner- K Josh Scobee's 37-yard FG
Houston	27	

TEXANS HONORS



NFL Pro Bowl

2002: CB Aaron Glenn (3rd overall selection)
DE Gary Walker (2nd overall selection)
2004: WR Andre Johnson (1st selection)
2005: WR Jerome Mathis (1st selection)
2006: WR Andre Johnson (2nd selection)
2007: LB DeMeco Ryans (1st selection)
2008: WR Andre Johnson (3rd selection)
DE Mario Williams (1st selection)
TE Owen Daniels (1st selection)

Associated Press First Team

2005: KR Jerome Mathis
2008: WR Andre Johnson

Associated Press Second Team

2007: LB DeMeco Ryans
DE Mario Williams

Associated Press Rookie of the Year

2006: LB DeMeco Ryans (Defensive)

Associated Press NFL Player of the Week

2007: DE Mario Williams (Sept. 9)
Kris Brown (Oct. 7)
2008: WR Andre Johnson (Oct. 26)

AFC Player of the Month

2002: P Chad Stanley (Special Teams, Sept.)
2003: CB Marcus Coleman (Defense, Sept.)
2008: WR Andre Johnson (Offense, Oct.)

NFL Player of the Month

2007: WR/KR André Davis (Special Teams, Dec.)

AFC Player of the Week

2002: CB Aaron Glenn (Defense, Dec. 8)
WR Avion Black (Special Teams, Dec. 15)
2003: P Chad Stanley (Special Teams, Nov. 2)
2004: K Kris Brown (Special Teams, Sept. 26)
2005: WR Jerome Mathis (Special Teams, Oct. 30)
2006: WR Andre Johnson (Offense, Oct. 1)
LB DeMeco Ryans (Defense, Dec. 3)
K Kris Brown (Special Teams, Dec. 24)
2007: DE Mario Williams (Defense, Sept. 9)
K Kris Brown (Special Teams, Oct. 7)
WR André Davis (Special Teams, Dec. 9)
DE Mario Williams (Defense, Dec. 13)
2008: WR Jacoby Jones (Special Teams, Oct. 12)
WR Jacoby Jones (Special Teams, Oct. 26)
QB Matt Schaub (Offense, Dec. 7)
RB Steve Slaton (Offense, Dec. 1)

NFL Rookie of the Week

2003: WR Andre Johnson (Sept. 28)
RB Domanick Williams (Oct. 19)
RB Domanick Williams (Oct. 26)
RB Domanick Williams (Nov. 2)
RB Domanick Williams (Nov. 9)
WR Andre Johnson (Nov. 16)
RB Domanick Williams (Nov. 30)

NFL Rookie of the Month

2003: RB Domanick Williams (Oct.)
2006: LB DeMeco Ryans (Dec.)
2007: DT Amobi Okoye (Sept.)
2008: RB Steve Slaton (Dec.)

NFL Rookie of the Year

2003: RB Domanick Williams

NFL Coach of the Week

2002: Dom Capers (Sept. 8)
2003: Dom Capers (Sept. 28)

NFL Alumni

2005: KR Jerome Mathis (Kick Returner)
2006: WR Andre Johnson (Wide Receiver)
2007: DE Mario Williams (Defensive Lineman)
2008: WR Andre Johnson (Wide Receiver)

NFL Players Association's Rookie of the Week

2008: RB Steve Slaton (Oct. 5)

Ed Block Courage Award

2002: CB Jason Bell
2003: CB Aaron Glenn
2004: DT Seth Payne
2005: WR Jabar Gaffney
2006: LB Kailee Wong
2007: DE Anthony Weaver
2008: WR Harry Williams

College & Pro Football Newsweekly All-Pro

2002: CB Aaron Glenn

ESPN.com All-Pro

2003: P Chad Stanley
2008: WR Andre Johnson

ESPN.com All-Rookie

2004: CB Dunta Robinson

Football Digest All-Pro

2002: CB Aaron Glenn (second team)
2004: WR Andre Johnson (second team)



TEXANS HONORS

KFFL All-Rookie Team

2003: RB Domanick Williams
WR Andre Johnson

Mickey Herskowitz Award

2004: QB David Carr
2005: CB Dunta Robinson
2006: DE N.D. Kalu
2007: LT Ephraim Salaam
2008: WR Andre Johnson

Pro Football Weekly/PFWA All-Pro

2005: KR Jerome Mathis
2008: WR Andre Johnson

Pro Football Weekly All-AFC

2002: CB Aaron Glenn
DE Gary Walker
2005: KR Jerome Mathis

Pro Football Weekly All-Rookie

2002: QB David Carr
2003: RB Domanick Davis
WR Andre Johnson
2005: KR Jerome Mathis
2006: TE Owen Daniels
LB DeMeco Ryans
2007: DT Amobi Okoye
2008: LB Xavier Adibi

Pro Football Weekly Rookie of the Year

2004: CB Dunta Robinson (Defense)
2006: LB DeMeco Ryans (Defense)

Spirit of the Bull Award

2004: DT Seth Payne
2005: TE Mark Bruener
2006: TE Mark Bruener
2007: TE Mark Bruener
2008: TE Mark Bruener

Sports Illustrated All-Pro Team

2005: KR Jerome Mathis
2008: WR Andre Johnson

The Sporting News All-Rookie Team

2008: LB Xavier Adibi

The Sporting News All-Pro

2002: CB Aaron Glenn
2005: KR Jerome Mathis
2008: DE Mario Williams
WR Andre Johnson

CNN/ESPN Peter King's Player of the Week

2008: QB Matt Schaub (Offense, Dec. 7)
WR Jacoby Jones (Special Teams, Oct. 26)
WR Andre Johnson (Offense, Dec. 14)

Touchdown Club Player of the Year

2004: WR Andre Johnson
2005: RB Domanick Davis
2006: WR Andre Johnson
2007: LB DeMeco Ryans
2008: WR Andre Johnson

Touchdown Club Rookie of the Year

2004: CB Dunta Robinson
2005: WR Jerome Mathis
2006: LB DeMeco Ryans
2007: CB Fred Bennett
2008: RB Steve Slaton

USA Today All-Joe Team

2002: DT Seth Payne
2003: T Chester Pitts
DE Corey Sears
2004: G Chester Pitts
P Chad Stanley
2005: RB Jonathan Wells
2006: DE Anthony Weaver
2007: LB Morlon Greenwood
CB Von Hutchins
T Eric Winston
2008: FB Vonta Leach
CB Antwaun Molden
WR Kevin Walter
G Mike Brisiel

Houston Texans MVP

2005: RB Domanick Williams
2006: WR Andre Johnson
2007: LB DeMeco Ryans
2008: WR Andre Johnson





RELIANT STADIUM

The city of Houston has always been on the cutting edge of stadium development. Houston first introduced the Astrodome, which opened in 1965 as the world's first domed stadium. The trend continued in 2002 with the debut of Reliant Stadium.

Reliant Stadium, the first NFL stadium with a retractable roof, opened for business on Aug. 24, 2002, as the Texans hosted the Miami Dolphins in their first home preseason game. Houston's regular-season debut against Dallas on Sept. 8 was televised nationally on ESPN. The Texans stunned the Cowboys before a raucous crowd, unveiling a game day atmosphere that would become a staple throughout the Texans' inaugural campaign.

Counting preseason contests, the Texans have played 70 consecutive sellouts and set a team record in 2004 with 565,192 fans during the regular season, an average of 70,649 per game. The Texans' largest crowd to date was 70,838 in their showdown with the Chicago Bears in December 2008, the largest non-Super Bowl crowd in the city's history.

Speaking of the Super Bowl, the world's biggest sports spectacle returned to Houston for the first time in 30 years in 2004 as Reliant Stadium hosted a memorable Super Bowl XXXVIII between the New England Patriots and Carolina Panthers. The Patriots won 32-29 on Adam Vinatieri's 41-yard field goal with four seconds remaining before a crowd of 71,525. The event also featured elaborate pregame and halftime shows featuring the likes of Aerosmith, Beyoncé, Kid Rock, P. Diddy, Nelly, Toby Keith and Willie Nelson.

Reliant Stadium also has played host to numerous college football games, including three Houston Bowls and the 2002 and 2005 Big 12 Championship Games. The stadium also has played host to the 2006, 2007 and 2008 Texas Bowls and the 2007 East-West Shrine Game. The stadium has also become one of the nation's leading soccer venues. The U.S. National Soccer Team hosted Mexico in May 2003 in the two teams' first match since their 2002 World Cup meeting. In 2005, Reliant Stadium hosted the championship matches of the Mexican League's InterLiga qualification competition. Reliant Stadium hosted another U.S.-Mexico match in 2007 and a Mexico-Belize World Cup qualifier in 2008.



The Houston Livestock Show & Rodeo continued to play to a packed house in 2009, boasting such acts as Keith Urban, Rascal Flatts, Jonas Brothers, ZZ Top, Pat Green, Brooks & Dunn and Taylor Swift. Reliant Stadium has also played host to The Rolling Stones, Metallica, Kenny Chesney, Disney on Ice and the Ringling Brothers and Barnum & Bailey Circus.

Ground broke on Reliant Stadium on March 9, 2000. The stadium, covering 1.9 million square feet, features 44,000 seats on the sideline. There are 8,200 club seats and 187 suites.

With the innovation of the retractable roof, Houston returned to outdoor NFL action in 2002 for the first time since Super Bowl VIII at Rice Stadium in 1974. The roof is made of translucent, Teflon-coated fiberglass fabric, and takes 10 minutes to open and close. When it opens, the roof splits at the 50-yard line and docks in the end zones.

The climate-controlled stadium also features a natural grass-playing surface. The grass is grown on eight-foot

RELIANT STADIUM



square trays, then transported to the stadium.

Reliant Stadium features an open view of the playing field from the main concourse and on the club level. The main concourse is 40 feet wide, which makes it the largest in the NFL. Each concession stand has multiple televisions enabling Texans fans to stay on top of the action.

Reliant Stadium also boasts a larger-than-life scoreboard. Following the trend that was started with the Astro-dome scoreboard, Reliant Stadium houses two of the largest video boards in the league. Both include out-of-town scores, down and distance, the game clock and a host of other traits.

The Texans' front office is located on the south end of the stadium, enabling the club's day-to-day operations to be under one roof. Players report to the stadium to take part in film sessions, practice, treatment and training. The 10,000-square-foot weight room is the largest in the league. The players also can take advantage of a three-lane lap pool.

Houston's working media has its own offices and library on the ground level of Reliant Stadium. Texans head coach Gary Kubiak conducts his weekly press conference in the Texans Team Auditorium. His post-game press conferences are held in one of the team's two media auditoriums on the ground level. The stadium's press box is located on the eighth level of the stadium's west side, flanking Kirby Drive.

Across the street, the Methodist Training Center features three grass practice fields. One field is lit for night sessions during training camp. The Texans also have an indoor practice field outfitted with FieldTurf. The air-supported structure offers the team a seamless transition from outdoor to indoor practice in case of inclement weather. The state-of-the-art facility also doubles as the team's training camp headquarters.



TRANSPORTATION & PARKING INFORMATION

Accessible Parking

Parking spaces are available for guests with disabilities on the north and south sides of Reliant Stadium. Passes for these spaces should be pre-purchased, subject to availability, by calling 866.GOTEXANS. In addition to this parking pass from the Texans, fans must have a Texas Disabled Person Parking Placard or Plate. The person possessing the Texas Disabled Person Parking Placard or Plate must also be in the vehicle to park in a space reserved for guests with disabilities. These items will be monitored and strictly enforced, so please have both placards visibly displayed in your car while on Reliant Park property. Violation of these regulations may result in forfeiture of the parking pass. Please note that specific parking spaces cannot be reserved.

For limited mobility guests, drop-off and pick-up points have been designated on the southeast (Amegy Bank Gate) and northeast (Coca-Cola Gate) corners of Reliant Stadium. Drivers may access these locations off of Kirby on to Westridge or Reliant Parkway (McNee), respectively, by alerting the parking attendant that they are dropping off or picking up a guest. Once the guest is dropped off, drivers should leave and proceed to the parking lot for which they have a parking pass.



RELIANT STADIUM

Bus Parking

All buses (passenger charter and tailgating) will require two pre-purchased parking passes to park at Reliant Park on Houston Texans gamedays. Passenger buses may drop off on the north side of Reliant Stadium as directed and are encouraged to purchase pre-purchased parking passes in the Red parking area (subject to availability). Tailgating buses will require two pre-paid parking passes for any Miller Lite parking lot at Reliant Park. Parking passes are subject to availability and may be purchased by calling the Houston Texans at 866.GOTEXANS. Recreational vehicles (RV) parking is available at Reliant Park for Texans games. Guests must pre-purchase a minimum of two parking passes for an RV, depending on its size and the number of spaces it will fill when parked. Water lines and grey water drainage are not available. RVs will be required to park in designated RV areas in each lot.

Emergency Call Boxes

For the safety and comfort of our fans, there are emergency call boxes in all Miller Lite parking lots. The red boxes marked "Emergency" are located throughout each parking lot and ring directly to stadium security. Please use the emergency call boxes only in the case of a serious emergency.

Limousine Service

Limousines may drop off and pick up in the Teal Lot near the north pedestrian bridge over Kirby Drive to the stadium. Please note that limousines will not be permitted to park on-site unless they have a pre-paid parking pass. Without a pre-paid parking pass, they may stop only to drop off and pick up their passengers.

METRORail

Houston's light rail system serves Reliant Stadium and we encourage fans to use this option for Texans games. Trains run every 12 minutes and the cost of riding the train is only \$1.25 each way. All trains are accessible and a shuttle will be available to transport disabled guests needing additional assistance from the Fannin light rail stop to a drop-off point near the Coca-Cola Gate. For complete information on schedules, parking areas and buying tickets, please visit www.ridemetro.org.

Motorcycle Parking

Every motorcycle must have a parking pass and must park in a single parking space. Multiple motorcycles may not be parked in the same spot.

Parking Code of Conduct

The Miller Lite parking lots at Reliant Park are there for your convenience and enjoyment. The Texans not only allow tailgating in the Miller Lite parking lots, we encourage it!

Every effort is made to create a fan-friendly environment that is safe for all to enjoy. Our fans play a large role in this. In order to maintain a safe and fun environment, the Texans ask that all fans follow directions given by the Reliant Park staff. They are there to assist you and make parking safe and fun for everyone.

Those who do not adhere to the parking guidelines and/or participate in activities that create an unsafe environment will be held responsible. Parking passes, like your tickets, can be traced back to your season ticket account. Unacceptable conduct in the Miller Lite parking lots falls under the Houston Texans Two Strike Program located in the "Fan Code of Conduct" section on page 41 of the Texans' Fan Guide.

Miller Lite Parking Lots

All Miller Lite parking lots at Reliant Park (except for the Platinum Lot) open four hours prior to kickoff. All parking at Reliant Park is pre-sold. Please refer to the Parking Passes section below for information on purchasing parking passes. There is no cash parking on-site on Houston Texans gamedays.

Parking Passes

Pre-paid parking passes may be purchased by season ticket holders on an annual basis, subject to availability. If you purchase season parking passes, they will be mailed to you with your season tickets. Please note that parking passes will not be available for purchase on gameday and must be purchased in advance. If you are interested in

RELIANT STADIUM



pre-purchasing parking passes, please call the Houston Texans Ticket Office at 866.GOTEXANS or Ticketmaster at 713.629.3700. You may also visit Ticketmaster.com.

Taxi and Hotel Shuttle Service

Taxis and hotel shuttles may drop off and pick up in the Green Lot near the south pedestrian bridge over Kirby Drive to the Stadium. Taxis are staged in this location postgame so guests do not need to call ahead for a cab.

PREGAME ACTIVITIES

Budweiser Plaza

Start your NFL gameday experience at a free pregame Tailgate Party at Budweiser Plaza. The party includes live bands, live SportsRadio 610 pregame broadcast, interactive games and plenty of food, drinks and fun. Budweiser Plaza opens two hours prior to kickoff. In addition, the Texans Cheerleaders, Bull Pen Pep Band and TORO will make appearances before each game.

Coca-Cola Fanatic Fan Zone

Visit the Coca-Cola Fanatic Fan Zone for pregame activities for the entire family. This fan-friendly area, located south of Reliant Stadium between the stadium and Reliant Astrodome, includes interactive games, prizes and much more as you get ready for kickoff. The Coca-Cola Fanatic Fan Zone opens two hours prior to kickoff.

Churrascos Club

The Churrascos Club, located in the Methodist Training Center at Reliant Park, is the spot for an elite pregame party. You'll enjoy a specially prepared buffet menu catered by Churrascos, beverages provided by Coca-Cola and entertainment! For tickets and information, call 866.GOTEXANS.

Tailgating

The Houston Texans not only allow tailgating, we encourage it! We want Reliant Stadium to provide the finest tailgating experience in the NFL, so we have established a few guidelines to make your tailgating party great:

- All Parking lots (except for the Platinum Lot) will open four hours prior to kickoff.
- All parking at Reliant Stadium will require a pre-purchased parking hangtag; you will not be able to buy any additional parking at the gate.
- Parking is first-come, first-served; saving spots will not be allowed. If you would like to tailgate near friends, please arrive together.
- Reliant Stadium entrance gates will open 90 minutes prior to kickoff.
- Tailgating will be limited to one 8'x 16' space for each valid parking hangtag, and must not cross over into the drive lane designated by the blue lines down each aisle.
- RVs, buses, and oversized vehicles will need to pre-purchase a minimum of two parking spots and need to park in the designated RV areas in each lot.
- If you plan to extend sides or set chairs outside of your RV or bus, you will need parking hangtags in addition to the ones for the space that will be used by your vehicle.
- Barbecues in tow will also be required to have an additional pre-purchased hangtag. You will not be allowed to buy one at the gate.
- Liquid charcoal starter or other flammable liquids are strictly prohibited. Charcoal may be started with an electrical starter designed for this purpose, or quick-starting charcoal is recommended. Open flames are allowed but all barbecue pits left unattended must be extinguished.
- Ash containers, trash containers and port-o-lets are located in each lot.
- Hot ashes, cinders, smoldering coal or other hot materials must be disposed of in the Orange dumpsters only.
- Trash must be disposed of in the Green dumpsters only.
- For safety purposes, all tents, chairs, etc., must be put away before entering Reliant Stadium.
- In order to ensure the safety of our fans, no golf carts, Segways, motorized coolers, skateboards or large balloons will be allowed for use by fans in the parking lots.
- Reliant Stadium and the Houston Texans do not grant the right to display advertising, banners or signs, or distribute promotional items on property. Fans may be asked to remove inappropriate banners or signs.
- All cooking equipment shall be situated away from crowds, buildings, vehicles or combustible materials. A minimum clearance distance of three feet is required.



RELIANT STADIUM

- A minimum class 2A-10B:C fire extinguisher with a current service tag is required at each cooking area.
- LP-gas cooking appliances shall be UL listed and approved for use. LP-gas cylinders shall be secured in an upright position to keep from falling and positioned to prevent impact from vehicle traffic. Portable generators are not to be filled while running and fuel must be in a UL listed metal safety can (two gal. max). Portable generators and fuel must be stored away from cooking appliances.
- Guests are welcome to continue tailgating up to one hour after the end of the game. However, in some instances guests may be asked to clear the parking lots before that time.
- Any violation of the fire safety regulations will be subject to citations being issued by the City of Houston Fire Inspector.
- For further information regarding these guidelines or any other questions on the day of the game, please call 832-667-1400.
- The Houston Texans reserve the right to revoke the season parking pass of those who do not comply with these guidelines.

Don't forget, H-E-B Tailgater of the Game judges will be roaming the parking lots looking for the next big winner! Please visit HoustonTexans.com for more information on the H-E-B Tailgater of the Game contest and how you can participate.

RELIANT STADIUM GAMEDAY INFORMATION

ATMs

For your convenience, ATMs are provided by Amegy Bank of Texas and are located throughout Reliant Stadium. Please refer to directional signage or maps for specific locations.

Designated Driver Program

The Houston Texans, Budweiser and ARAMARK Sports & Entertainment encourage you to be a Good Sport – have fun and drink responsibly. Sign up to be a Designated Driver at any Guest Services Information Booth. By doing so, you will receive a complimentary non-alcoholic beverage coupon that is redeemable at any ARAMARK concession stand.



Reliant Stadium offers elevators in all four corners of the Stadium, at the Comcast Gate, Coca-Cola Gate, Amegy Bank Gate and Ford Gate. There are also elevators located at the Verizon Wireless East and West Club entrances exclusively for Club Level, Suite Level and disabled guests. Please refer to directional signage or maps for specific locations.

RELIANT STADIUM



Elevator priority is given to disabled and elderly guests. At times, guests may be asked to exit an elevator to accommodate disabled guests. To exit the stadium expeditiously, please use the ramps, escalators or stairs. Please note that specific elevators may also be reserved for specific purposes during a game. Please follow the instructions given by Reliant Park staff and use an alternate route. In addition, tickets will be checked on each level as you exit an elevator to assure proper access for that level. Please be sure to have your ticket with you at all times.

Entrances

Reliant Stadium has four main entry gates: Comcast Gate (northwest corner), Coca-Cola Gate (northeast corner), Amegy Bank Gate (southeast corner) and Ford Gate (southwest corner). The Verizon Wireless East and West Club Entrances are exclusive entrances for the Club and Suite ticket holders. All entrances at Reliant Stadium are accessible for guests with disabilities. Please look for signs indicating wheelchair accessible entrances at each gate to expedite your entry into the stadium.

Reliant Stadium gates open 90 minutes prior to kickoff. For your convenience and to ease concourse congestion, please utilize the gate listed on your ticket.

Escalators

Reliant Stadium offers escalators near the public ramps in the four corners of the Stadium. Escalators also are located at the Verizon Wireless East and West Club Entrances for the exclusive use of Club and Suite Level fans. Please refer to directional signage or maps for specific locations.

Family Restrooms

Family Restrooms are located on each concourse for your convenience. Please refer to directional signage for specific locations. Priority access for these restrooms is given to families and guests with disabilities. We ask that you please respect these arrangements.

Field Access

Fans entering the field area without proper credentials are subject to eviction and arrest. Credentials for field access are not available for purchase.

First Aid

Emergency medical teams are on call in Reliant Stadium at all times. If you require medical assistance, please contact the nearest usher or law enforcement official, or proceed to one of The Methodist Hospital First Aid Stations located on Levels 1, 3 and 5 in the northeast and southwest corners of the Stadium.

Guests on the Suite Levels should proceed to the Club Level or inform a Reliant Stadium Guest Services Team Member. Guests also may call 832.667.1400 to request medical assistance.

Gameday Service Hotline

You make the call! During a Houston Texans game, guests who encounter something that disrupts their enjoyment of the game – for example, an adjacent fan using profanity, a large sign or banner that blocks your view or a wet spill that presents a safety hazard – can call the Gameday Service Hotline at 832.667.1400. Guests can also send an e-mail to fanfeedback@houstontexans.com. A Guest Services Team Member will be more than happy to resolve the situation so that you can get back to enjoying the game.

Gameday Service Textline

Guests can also text a question or concern to 832.655.0785 on gamedays and a Guest Services Team Member will be more than happy to assist you. Please let us know if something or someone is negatively affecting your gameday experience.

Guest Services Information Booths

Guests may seek assistance from any Reliant Stadium Guest Services Team Member. In addition, two Guest Services Information Booths are located on the Field Level, the Verizon Wireless Club Level and the Upper Level in the northwest and southeast corners outside of sections 113, 133, 319, 347, 517 and 543 to provide you with additional



RELIANT STADIUM

assistance. Each booth will be open 90 minutes prior to the game and remain open until the end of the game. The Guest Services Team Members can assist you with ticketing, concession locations, parking and most general information regarding the Texans and Reliant Park. Please refer to directional signage or maps for specific Guest Services Information Booth locations.

Restrooms

Restrooms are conveniently located around the stadium concourses on all levels. Wheelchair-accessible stalls are available in all restrooms. Please refer to directional signage or maps for specific locations.

Special Needs Guests

Reliant Stadium was designed for the enjoyment of all guests. The stadium provides accommodations for those with special needs; accommodations include elevators, escalators, telecommunication devices (TTYs), assisted listening devices, wheelchair-accessible seating and wheelchair-accessible and family restrooms. A manual with Reliant Stadium policies is available in large print, in Braille and on audiocassette. Please visit a Guest Services Information Booth for assistance.

Accessible seating for guests with disabilities is located on all levels of Reliant Stadium in accordance with the Americans with Disabilities Act of 1990. Please contact either the Houston Texans Ticket Office at 866.GOTEXANS or Ticketmaster at 713.629.3700 for assistance in buying accessible seats.

All entrances at Reliant Stadium are accessible for guests with disabilities. Please look for signs indicating wheelchair accessible entrances at each gate to expedite your entry into the stadium. Wheelchair escorts are available to/from your seats on a first-come, first-served basis. Guests needing curbside wheelchair assistance should visit a Guest Services Information Booth or ask a Guest Services Team Member for assistance.

Suites

There are a total of 185 suites located on Level 2, Level 4 and Level 8 of Reliant Stadium. These suites hold from 14 to 41 people and are equipped with a wet bar, refrigerator and televisions with the NFL Sunday Ticket. Other amenities include private VIP entrances on the east and west sides of the stadium, Verizon Wireless Club Lounge privileges, in-suite catering, concierge service and priority parking spaces. For information regarding the license of a suite for a Texans game, please call 832.667.2160.

Field Level Suites

There are a total of eight Field Level Suites located on Level 1 of Reliant Stadium. These suites hold 10 people and are positioned at mid-field just behind the last row of the field level seats. The amenities include private VIP entrances on the east and west sides of the stadium, television monitors with the NFL Sunday Ticket, Verizon Wireless Club Lounge privileges, in-suite catering, suite attendant service and priority parking spaces. For more information, please call 832.667.2160.

Telephones

Public pay telephones and TTY phones are available on every concourse of Reliant Stadium. Please refer to directional signage for specific locations.

Track Your Texan Program

Guests can receive a free wristband featuring a space to write their seat location and contact number. The wristbands assist stadium staff in reuniting lost guests with their appropriate parties and are available at the Track your Texan booths on the main and upper concourses and in the Coca-Cola Fanatic Fan Zone.

Environmental Initiatives

The Houston Texans are proud to announce that in conjunction with Waste Management, Reliant Park and ARA-MARK we have instituted a recycling program which recycles cardboard, aluminum and plastic bottles during all Texans home games at Reliant Stadium. In addition, the program covers all team facilities and staff offices within the stadium. Please look for the tall silver bottles in which to place your recyclable items on gamedays. Other environmental initiatives at Reliant Park include printing literature and collateral materials on post-consumer recycled

RELIANT STADIUM



paper, using environmentally friendly cleaning chemicals in the stadium, recycling fry oil from the concession stands and using compact fluorescent light bulbs in certain areas. Check HoustonTexans.com/community/Texaslaunchrecyclinginitiative.asp for even more “green” initiatives happening now and in the future.

CONCESSIONS & MERCHANDISE

ARAMARK Non-Profit Program

A majority of the concessions at Reliant Stadium are staffed with volunteers working to raise money for their non-profit organization. A portion of every dollar you spend towards concessions goes to support these worthwhile organizations. If you are interested in operating a concession stand for a Reliant Stadium event, contact ARAMARK Sports & Entertainment at 832.667.2496 and ask to speak with the Non-Profit Coordinator.

Concession Stand Locations

ARAMARK Sports & Entertainment manages concessions at Reliant Stadium. Concession stands are located throughout the concourses and all concession stands are accessible to guests with disabilities. Should you require additional assistance, please notify an ARAMARK representative or Guest Services Team Member.

Credit Card Policy

Reliant Stadium accepts MasterCard, American Express and Visa at all permanent concession stands and merchandise locations, including the Go Texan Store for Texans merchandise.

Crown Royal Saloon

Crown Royal Saloon is a seated bar area located on the south concourse of Gridiron, Texas that features cheerleader visits and televisions for game viewing. The Crown Royal Saloon opens when the doors to the stadium open for each game and is open to all ticket holders, but please note that due to licensing issues, beverages purchased in Crown Royal Saloon must be consumed in the Saloon.

Houston Texans Gameday Magazine

Our official gameday program, Houston Texans Gameday Magazine, is sold by vendors throughout the concourse, in the seating areas, at the Go Texan Store and in Budweiser Plaza.

Merchandise

ARAMARK Sports & Entertainment manages the novelty stands at Reliant Stadium. Novelty stands are located throughout the concourses as follows:

- The Go Texan Store features exclusive Reebok NFL products and is located at the south end of the stadium. The Go Texan Store can be accessed from outside the stadium through Budweiser Plaza only. Please note that the Go Texan Store cannot be accessed from inside Reliant Stadium until after the first quarter of a game.
- First level: 104, 109, 114, 117, 119, 124, 129, 134, and 139.
- Third level: 306, 310, 313, 320, 327, 334, 338, 341 and 348.
- Fifth level: 501, 507, 515, 521, 527, 533, 541 and 547.

All merchandise locations carry the best assortment of Texans merchandise, with many styles that are stadium exclusives. Texans merchandise can also be purchased by phone order at 832.667.2500, by visiting the Go Texan Store Monday through Saturday from 10:00 a.m. to 5:30 p.m. or online at the Texans' official website, HoustonTexans.com.

Texans Power Towels

Texans Towels, the Official Power Towel of the Houston Texans, are sold by vendors throughout the concourse, in the seating area, at the Go Texan Store and in Budweiser Plaza. Be sure to pick up your towel and get behind your Texans by waving your towel during games.

Cuervo Cantina

The Cuervo Cantina is a seated bar area located on the South Field Level Concourse closest to the outside windows. The Cuervo Cantina opens when the doors to the stadium open for each game. The Cuervo Cantina features live music and is open to all ticket holders, but please note that due to licensing issues, beverages purchased in the Cuervo Cantina must be consumed in the Cantina.



RELIANT STADIUM PARKING MAP



RELIANT STADIUM SEATING MAP





TEXANS TELEVISION NETWORK



ABC-13/KTRK-TV is the official television home of the Houston Texans and the flagship station of the Houston Texans Television Network. The announcers for all three of the Texans' 2009 preseason games will be veteran broadcasters Joel Meyers and Spencer Tillman. Meyers spent 10 years as a play-by-play voice for NBC's NFL coverage, the NBA, Major League Baseball, the Olympics and golf. He also has extensive play-by-play experience with FOX Sports and ESPN. Tillman, a former San Francisco 49er and Houston Oiler, is a college football analyst for CBS Sports' "College Football Today" and a former host of "NFL Sunday Ticket".

On the sidelines and hosting pregame and postgame coverage will be ABC-13's Eyewitness Sports Team members Bob Allen (Sports Director), Tim Melton (Weekend Sports Director) and Bob Slovak (Sports reporter/anchor).

ABC-13/KTRK-TV is also home for the Texans' official, season-long weekly pre-game and post-game shows. "EXTRA Points – Houston Texans Edition" airs Saturday at 6:30 p.m. and is hosted by Tim Melton. "Houston Texans: Inside the Game" airs Sundays at 10:35 p.m. and is hosted by Bob Allen. The show features in-studio interviews with Texans Players, one-on-one interviews with Texans head coach Gary Kubiak and a recap of each Texans game. Monday nights during the preseason and regular season you can see exclusive postgame analysis with Coach Kubiak. This segment is hosted by Bob Allen and airs during Eyewitness News at 6 p.m.

TEXANS PRESEASON SCHEDULE (all times Central)

Sat., Aug. 15	@ Kansas City	7:00 p.m.
Sat., Aug. 22	New Orleans	7:00 p.m.
Fri., Sept 4	@ Tampa Bay Buccaneers	6:00 p.m.





TEXANS TV and HOUSTONTEXANS.COM FS HOUSTON

Texans TV and HoustonTexans.com

Texans TV on HoustonTexans.com provides extensive daily video coverage of the latest team news, including interviews with players, coaches and members of the front office. On game days, Texans TV features a highlights video, player interviews and live streams for every post-game press conference after home games. Texans TV also produces in-depth draft coverage and covers the Texans Cheerleaders and team community events. Texans TV uses flash video with an e-mail option, which allows viewers to watch more clips and share footage easily.

The official website of the Houston Texans, HoustonTexans.com provides fans with inside access to Texans players, coaches, front office members and cheerleaders. Features include blogs, comprehensive team news, cheerleader and community sections, ticket information, updated rosters and statistics and daily video clips on Texans TV. During the season, HoustonTexans.com follows every game at home and on the road with news, video and photos. HoustonTexans.com provides an interactive user experience through live chats, article comment sections and the HoustonTexans.com message boards and was named a Silver Award Winner in the 2008 W3 Awards competition.



FSHOUSTON™

FOX Sports Houston is part of FSN's group of 19 owned and operated affiliated regional networks. Producing more than 300 live events annually, FOX Sports Houston is the leading provider of Houston sports.

FOX Sports Houston reaches approximately 4.2 million cable and satellite homes in Houston and surrounding markets in Texas and Louisiana. The regional sports network offers a strong lineup of local sports programming and is the home for Houston Astros and Houston Rockets games, Houston Texans weekly shows during the NFL season, coverage of Big 12 Conference events (including football and basketball), local high school games, local college coaches shows and customized regional shows and specials.



TEXANS RADIO NETWORK

SportsRadio 610 (KILT 610AM) and heritage country KILT-FM (100.3 FM) are the flagship stations and broadcast home for the Texans Radio Network. The game broadcasts are simulcast on both stations with SportsRadio 610 broadcasting pre and post-game programs in addition to weekly player and coach's shows. CBS Radio Houston sister stations HOT 95-7, Mix 96-5, Mega 101 and CNN 650 Radio News are promotional partners with the Houston Texans as well.

SportsRadio 610 morning host Marc Vandermeer enters his seventh season as the "Voice of the Houston Texans." Vandermeer brings two solid decades of radio broadcasting experience to the booth. Prior to his work in Houston, Vandermeer was the voice of the University of Miami Hurricanes football and basketball teams

CBS Radio signed a 10-year agreement with the Houston Texans in September 2000. This agreement gave CBS Radio the exclusive right to broadcast Houston Texans Football games through the 2012 season and produce numerous ancillary programs featuring the team.

Houston Texans Radio Network Affiliates

<u>Texas</u> <u>Market</u>	<u>Affiliate</u>	<u>DialPosition</u>
Houston	KILT AM	610 AM
	KILT FM	100.3 FM
Alpine	KVLF	1240 AM
Bay City	KZRC	92.5 FM
Beaumont	KVIL	560 AM
Big Spring	KBTS	94.3 FM
Brady	KNEL	1490 AM
Brenham	KWHI	1280 AM
Bryan/College Station	KZNE	1150 AM
Carthage	KGAS	104.3 FM
Center	KDET	930 AM
Columbus	KLUM	98.3 FM
Corcicana	KLVO	1410AM
Corpus Christi	KSIX	1230 AM
Crockett	KBHT	93.5 FM
El Campo	KILT AM/FM	
Fredericksburg	KNAF	910 AM
Kingsville	KSIX	1230 FM
Lake Jackson	KILT AM /FM	
Liberty	KSHN	99.9 FM
Livingston	KETX	1440 AM
Lufkin/Nacogdoches	KSML	1260 AM
Madisonville	KBHT	93.5 FM
Marshall	KMHT	1450 AM
Midland/Odessa	KMCM	96.9 FM
New Braunfels	KGNB	1420 AM
Orange	KOGT	1600 AM
Palestine	KBHT	93.5 FM
San Angelo	KKSA	1260 AM
San Marcos	KGNB	1420 AM
San Saba	KBAL	1410 AM
Seguin	KGNB	1420 AM
Texarkana	KTFS	940 AM

<u>Louisiana</u> <u>Market</u>	<u>Affiliate</u>	<u>Dial Position</u>
Lake Charles	KEZM	1310 AM
Baton Rouge	WIBR	1300 AM





LA TREMENDA

LA TREMENDA 1010 AM

KLAT La Tremenda 1010 AM is proud to be the flagship Spanish-language radio broadcaster of the Houston Texans for the eighth consecutive season. Representing 42% percent of Houston's population, the Hispanic community offers a huge fan base for the Texans. Since the team's inception, the Texans have realized the power of the Hispanic community in Houston and recognized how many long-time fans they stood to gain. It's no wonder they turned to La Tremenda 1010 AM to reach Hispanic fans with their broadcast. So get your team spirit pumping, strap on the pads and ask yourself: Are you ready for some futbol Americano?

La Tremenda 1010 AM is owned and operated by Univision Communications Inc., the premier Spanish-language media company in the United States, which currently owns and/or operates 53 radio stations in 17 of the top 25 U.S. Hispanic markets and two stations in Puerto Rico. In Houston, they also broadcast KLTN-FM (Estéreo Latino 102.9 FM), KOVE-FM (Recuerdo 106.5FM), KQBU-FM (Que Buena 93.3 FM), KAMA-FM (104.9 FM Tu Musica).

An avid sports fan, Rolando Becerra will continue to serve as the play-by-play voice for the Texans on La Tremenda 1010 AM. Becerra is the only Hispanic commentator to have done play-by-play broadcasts for five major sports teams: the Houston Astros (1986-1992),

the Houston Rockets (1988-1993), the Houston Oilers (1995-1997), the Houston Aeros (1999-2000) and the Texans (2002-09).

Becerra, originally from Cuba, began his radio career in Miami in 1973. He's been a Houston resident and radio constant for more than 30 years. You can also catch him on La Tremenda 1010 AM as host of "Hoy Con Rolando Becerra," which airs Monday through Friday from 6-9 a.m. Becerra has been married to his wife, Jenny, for over 40 years and they are parents to four children: Barbra, Jason, Jaron and Megan.

Enrique Vasquez returns to handle color commentary duties for Texans broadcasts on La Tremenda 1010 AM. Vasquez came back to the Houston football scene after a two-year run doing color commentary for the Dallas Cowboys, where he also did play-by-play in the late 1990s. He has also done sports broadcasting for Fox Sports, covering everything from basketball to the Olympics to Super Bowls. Some Texans fans and La Tremenda 1010 AM listeners may remember Vasquez as one of the Spanish broadcast voices for the Houston Oilers from 1992 to 1995. Vasquez also writes a popular weekly column for the Spanish section of HoustonTexans.com.



TEXANS COMMUNITY DEVELOPMENT

Hurricane Ike Relief

During the aftermath of Hurricane Ike, the Texans rolled up their sleeves. Texans owner Bob McNair and his wife Janice worked side-by-side with TORO, players, cheerleaders and staff to distribute, sort and box food and personal hygiene items at the Houston Food Bank and an area P.O.D. (point of distribution) site for individuals devastated by the hurricane. Through the Texans Helping Texans campaign we were able to raise over \$2.4 million dollars in support of the United Way of Greater Houston and the Gulf Coast Ike Relief Fund in less than two weeks after the storm.



Houston Texans YMCA

The Houston Texans and the Greater Houston YMCA have partnered to open a new YMCA facility in the Palm Center community of Third Ward. The facility, located at the corner of Griggs Rd. and Martin Luther King Blvd., will replace the old South Central YMCA. The partnership is the first of its kind, making the new Houston Texans YMCA the first YMCA facility in the country to be named after a professional sports team. The partnership will combine two powerful and influential names to benefit the Greater Third Ward community by providing programs including health and wellness, child care and recreational and youth development. The new facility is the first and most visible result of a larger partnership between the Texans and the YMCA. In keeping with the Texans' stated goal of being the most community-connected professional sports franchise in the world, the team selected the YMCA as its primary strategic community partner and will work with YMCA staff to develop programming to benefit the children and the community served by the facility. A groundbreaking was held for the new facility on Thursday, December 11, 2008. The facility is slated to open in fall 2010.



Lady Texans Turkey Drive

The Lady Texans is a group comprised of spouses of Houston Texans players, coaches and front office staff as well as female front office staff. Over the Thanksgiving holiday the Lady Texans teamed with H-E-B to help raise money to feed needy families. H-E-B customers purchased \$10 turkey coupons to help support the efforts of the Lady Texans. The Lady Texans raised \$5,697 to benefit Target Hunger, an affiliate of the United Way. The funds helped feed more than 350 Houston families.

Texans Bike Give-a-Way

Each year during the holiday season, the Texans purchase bikes for underprivileged youth in the Houston area from a local Academy Sports + Outdoors using players' fine money accumulated during the season. Last year, 265 bikes were purchased and donated to youth from five non-profit organizations. Since 2006, players and coaches have donated over 2,000 bikes.

NFL Play 60

The Texans are committed to reversing the effects of the childhood obesity epidemic and engaging youth and families in every community to make the next generation the most active and healthy. NFL PLAY 60 is a national youth health and fitness campaign focused on increasing the wellness of young fans by encouraging them to be active for at least 60 minutes a day.

TEXANS COMMUNITY DEVELOPMENT



NFL YET Centers

NFL Youth Education Towns (YETs) are education and recreation centers constructed in Super Bowl host cities that serve as a lasting legacy of each game. With each Super Bowl, the NFL donates \$1 million towards YET development in an underserved area of that city. Presently, there are 15 YETs in 12 cities, and in Houston there are two YET facilities that provide educational programs, access to physical fitness and personal development programs, recreation opportunities, technology and many other resources. The NFL partners with the Boys & Girls Clubs of America on the YET initiative to ensure that all centers offer programs and services that effectively meet the needs of youth in the areas of education, technical training, life-skills development and recreation.

Reliant Energy Scholarship for Champions

In 2006, the Houston Texans partnered with Reliant Energy to develop the Reliant Energy Scholarship for Champions program. Each year, eight Houston area high school student-athletes who have exhibited remarkable leadership in athletics, academics and extracurricular activities are awarded \$1,000 college scholarships. The scholarships provide financial assistance so that capable students can pursue their dreams with fewer economic limitations. The selected students are surprised with their award and presented with a \$1,000 check by a Houston Texans player at their school. In 2008, each student was also recognized during a Texans home game.

Reliant Energy Homerun Derby

At the Texans' annual Reliant Energy Home Run Derby at Minute Maid Park, the Texans put on an impressive display of batting with the Houston Astros. More than 300 children from the Boys & Girls Club of Greater Houston were in attendance, and \$31,300 was raised for the organization. Texans players earned \$500 for each home run, \$250 for each ball that hit the wall, \$100 for each hit to the warning track and \$50 for each line drive.



Houston Texans Charity Golf Classic, presented by Verizon Wireless

During the Houston Texans Charity Golf Classic, over 125 golfers enjoyed a day of golf at River Oaks Country Club while visiting with Houston Texans players, coaches, cheerleaders and TORO. At this annual tournament, participants are treated to a fun-filled day beginning with lunch and an opportunity to hit the driving range before the shotgun start. After the tournament, golfers enjoy an awards ceremony and mingle with the Houston Texans players. In 2008, this event raised nearly \$400,000 to benefit the Houston Texans Foundation. All participants received a goodie bag filled with Houston Texans branded items including a carry-on travel bag, a money clip, golf balls, a shirt, a hat and a golf glove.





TEXANS COMMUNITY DEVELOPMENT

BMC Software Texans Homefield Advantage

The Houston Texans teamed up with BMC Software, King Ranch Turfgrass and the Sequor Foundation to provide a football field for ProVision Charter School in Houston. This effort was done as a part of the team's Play 60 initiatives. ProVision, an all-boys middle school that focuses on character education for its students through its manhood development program, was a recipient of the LISC/NFL Grassroots grant and received \$100,000 for the building and development of its football field. The 2008 Texans Rookies along with 80 BMC Software volunteers devoted their time to help build the field for the school.

¡Viva Houston Texans!

One of the goals of the Houston Texans, along with its owner Bob McNair, is to become the most community-connected sports franchise in the world. In order to achieve this goal, the Texans have created a solid Hispanic outreach platform to connect with the Hispanic community. This includes fundamental media and business relationships and a genuine connection with the fans.

The Texans have created many events and partnerships to achieve this mission, including Hispanic Heritage Day at a Texans home game and a Hispanic Media Day. In addition, the Texans run many grassroots events and youth football clinics in the Hispanic community and have established a strengthening partnership with local Hispanic Chambers of Commerce. The Texans have also partnered with Univision on their Cinco de Mayo and Fiestas Patrias events.



Since their inception, the Texans have featured all games on Spanish radio along with offering a weekly show on Univision Radio's LA TREMENDA 1010 AM and Texans network affiliates. The Texans have also partnered with KXLN Univision 45 Television for a weekly ¡Punto Extra! Texans segment every Friday on the 10 p.m. newscast throughout the season. Along with creating partnerships with Spanish television and radio outlets, the Texans have also established essential relationships with Spanish print outlets. The Texans are also proud to feature the first Hispanic Advisory Board in professional sports. The group is spearheaded by Chair Carlos Lara along with 13 superior Hispanic community leaders. These community leaders serve as visionary consultants for the Texans Hispanic Outreach initiatives and are vital liaisons to the Hispanic community. As a result, the Texans have been recognized by former NFL Commissioner Paul Tagliabue as having one of the finest Hispanic outreach programs in professional sports. In 2008, the Houston Texans participated in 25 events within the Hispanic community including: Tejano Center for Community Concerns Spring Festival, Cumara de Empresarios Latinos de Houston (CELH) Golf Tournament, Houston Puerto Rican Society Festival, Univision Cinco de Mayo, Cumara de Empresarios Latinos de Houston (CELH) Business Expo, Houston Texans Hispanic and Non-Traditional Media Day, Univision Fiestas Patrias, Houston Texans Hispanic Heritage Day, Houston Texans Mexico Outreach Trip and Regional Outreach Tour.

TEAM Luncheon, presented by Amegy Bank of Texas

This annual event provides sponsors and fans who donate to the Houston Texans Foundation the premier experience of closely interacting with every member of the Texans team and coaching staff. Fans packed The Westin Galleria for this year's fifth annual event, where each table at the luncheon was seated with a Texans player. Houston Texans Chairman and CEO Bob McNair and Head Coach Gary Kubiak were also present. More than \$158,000 was raised to benefit the Houston Texans Foundation.

TEXANS COMMUNITY DEVELOPMENT



Deep Steel Blue Smoker

The Deep Steel Blue Smoker was generously donated to the Houston Texans Foundation by Pitts and Spitts. The award winning “30X60” Model Smoker BBQ Pit was hand-designed and featured a water-jet cut “Deep Steel Blue” logo welded to the roll-top stainless steel lid. The smoker was autographed by the 2008 Houston Texans Football team and coaches, making it a truly one-of-a-kind piece. With a retail value of \$22,900, not to mention the added value of the team signatures, the smoker was an unbelievable prize for the lucky raffle ticket winner. Raffle tickets for the Deep Steel Blue Smoker were sold for \$20 each at Houston Texans home games and other Houston Texans and Houston Texans Foundation events. Over \$32,000 was raised; proceeds from the raffle ticket sales supported the Houston Texans Foundation. Houston Texans star player Chester Pitts pulled the winning raffle ticket during the 5th Quarter celebration in Budweiser Plaza on Fan Appreciation Day, presented by FS Houston.



Suit Up, presented by MasterCard and Saks Fifth Avenue

A VIP event held at a Houston area Saks Fifth Avenue location, where football and fashion converged, Houston Texans players donned suits custom-made by Saks Fifth Avenue and strutted down the runway during a charity event that benefited the Houston Texans Foundation. Approximately 150 Texans season ticket holders had the opportunity to meet Texans players and view the exclusive clothing line from Saks Fifth Avenue.



All Pro Dad

The Houston Texans hosted the All Pro Dad Fathers and Kids Experience sponsored by Thrivent Financial for Lutherans. Over 750 fathers and kids attended the event where they rotated through six interactive stations with football drills and activities and gained informative tips on how to strengthen their personal relationships. Houston Texans players and coaches also attended and participated in the event, which benefited the Houston Texans Foundation.





MEDICAL GLOSSARY

A-C Joint - Acromioclavicular joint; joint of the shoulder where acromion process (of the scapula) and the distal end of the clavicle meet; most shoulder separations occur at this point.

Abduct - Movement of any extremity away from the body.

Abrasion - Any injury which rubs off the surface of the skin.

Abscess - An infection which produces pus; can be the result of a blister, callus, penetrating wound or laceration.

Achilles Tendon - The tendon at the back of the heel.

Abductor - Any muscle which moves a part toward the median axis of the body.

Adhesion - Abnormal adherence of collagen fibers to surrounding structures during immobilization following trauma or as a complication of surgery which restricts normal elasticity of the structures involved.

Aerobic - Exercise in which energy needed is supplied by oxygen inspired; required for sustained periods of hard work and vigorous exercise.

Anabolic Steroids - Testosterone, or a steroid hormone resembling testosterone, that stimulates growth in the body as a whole.

Anaerobic - Exercise without the use of oxygen as an energy source; short bursts of vigorous exercise.

Anterior Cruciate Ligament (ACL) - Ligament of knee attaching to anterior tibial plateau and posterior medial aspect of femoral condyle. It provides stability in keeping the lower leg from coming forward.

Anterior Compartment Syndrome - Condition in which swelling within the anterior compartment of the lower leg (comprising of muscles, nerves and arteries to the foot) jeopardizes the viability of the muscles and nerves within the compartment.

Anti-Inflammatory - Any agent which prevents inflammation (such as aspirin or ibuprofen).

Arteriogram - Film demonstrating arteries after injection of opaque medium (dye).

Arthrogram - X-ray technique for joints using air and/or dye injected in affected area (to show torn cartilage or rotator cuff tears).

Arthroscope - An instrument used for visualization of the interior of a joint cavity; sometimes referred to as "scope."

Arthroscopy - Examination of the internal structures of a joint by means of surgical viewing apparatus (arthroscope) inserted into the joint.

Aspiration - The withdrawal of fluids from a body cavity by means of a suction or siphonage apparatus (syringe).

Asymptomatic - Without symptoms.

Atrophy - To shrivel or shrink from disuse, as in muscular atrophy.

Avascular Necrosis - Death of a part due to lack of circulation (can occur in the elbow from throwing).

Avulsion - A tearing away forcibly of a part of structure.

Axilla - The armpit.

Baker's Cyst - Indicates that there is trauma inside the knee joint that leads to excessive joint-fluid production; inflammation of the gastrocnemius bursa. Usually produces localized swelling behind the knee.

Bennett's Fracture - Fracture dislocation of the base of the first metacarpal (or the thumb).

Biceps - Muscle on the front of the upper arm responsible for bending the elbow.

Bone scan - "Radionuclide Imaging," which is useful to demonstrate stress fracture not evident on routine x-rays.

Brachial Plexus - Network of nerves originating from the cervical vertebrae running down the arm.

Bruise - A discoloration of the skin due to an extravasation of the blood into the underlying tissues.

Burner - Common term for brachial plexus trauma in the neck. Usually results in burning or tingling sensation into the shoulder or arm when the neck is forced beyond the normal range of motion.

C.P.R. - Cardiopulmonary Resuscitation; artificial establishment of circulation of the blood and movement of air into the lungs in a pulseless, non-breathing person.

Calcaneus - The heel bone.

Calf - Also known as gastrocnemius; muscle responsible for plantarflexing, or pointing the toes down the foot.

Capsule - An enclosing structure which surrounds the joint and contains ligaments which stabilize that joint.

Cartilage - Smooth, slippery substance preventing two ends of bones from rubbing together and grating.

Cellulitis - Inflammation of cellular or connective tissue.

Charley Horse - A bruise to the quadriceps resulting from a direct blow to the front of the thigh, characterized by intramuscular bleeding. No other injury should be called a charley horse.

Chondral Fracture - Fracture to the chondral (cartilaginous) surfaces of bone.

Chondromalacia - A roughening of the cartilage surface. Best known for the roughening of the underside of the kneecap.

MEDICAL GLOSSARY



Clavicle - The collar bone.

Collagen - A substance existing in commonly injured tissues of the body, including skin, cartilage, ligaments and bone.

Concussion - Jarring injury of the brain resulting in dysfunction. Can be graded mild, moderate or severe depending on loss of consciousness, amnesia and loss of equilibrium.

Congenital - Existing before birth; to be born with.

Contusion - An injury to the muscles and tissues caused by a blow from a blunt object.

Cortisone - An anti-inflammatory medication.

Costochondral - The cartilage that separates the bones within the rib cage.

Cyst - Abnormal sac containing liquid or semisolid matter.

Degenerative Joint Disease - Changes in the joint surfaces as a result of repetitive trauma.

Dehydration - Loss of body water.

Deltoids - Muscles at top of arm, just below shoulder.

Disc - A flat, round-like, plate structure usually referring to cartilage between vertebrae.

Dislocation - Complete displacement of joint surfaces.

Ecchymosis - Bleeding into the surface tissue below the skin, resulting in a "black and blue" effect.

Ectomy - Suffix connoting the affected part (e.g. meniscectomy, appendectomy).

Edema - Accumulation of fluid in organs and tissues of the body (swelling).

Effusion - Accumulation of fluid, or the fluid itself, in various spaces in the body. Commonly found in the knee following injury.

Electrolyte - Ionized salts in blood, tissue fluids and cells including salts of sodium, potassium and chlorine.

Electrolyte Drink - Fluid for replacing electrolytes, such as Gatorade Thirst Quencher.

EMG - Electromyogram test to check nerve function.

Epicondylitis - Inflammation in the elbow due to overuse of either the flexor or extensor muscles attaching to the medial or lateral epicondyle of the humerus.

Eversion - Turning outward.

Extension - Motion of straightening a joint.

Extensor - A muscle which upon contraction results in straightening a joint.

External Rotation - Lateral movement of a joint or extremity to the outside.

Fascia - A connective tissue sheath consisting of fibrous tissue and fat which unites the skin to the underlying tissues.

Femur - Thigh bone.

Fibula - The smaller of the two bones in the lower leg, located to the outside.

Flexibility - The ability of muscle to relax and yield to stretch force.

Flexibility Exercise - A general term used to describe exercise performed by a person to passively or actively elongate soft tissues without the assistance of a therapist.

Flexion - Bending a joint, as in flexing the arm or leg.

Flexor - A muscle which upon contraction flexes or bends.

Fracture - Breach in continuity of a bone. Types of fractures include simple, compound, comminuted, greenstick, encomplete, impacted, longitudinal, oblique, stress or transverse.

Gamekeeper's Thumb - Tear of the ulnar collateral ligament of the metacarpo-phangeal joint of the thumb.

Glenohumeral - The shoulder socket, containing the glenoid, the humeral head and the labrum.

Glenoid - A cavity of the scapula into which the head of the humerus fits to the form of the shoulder joint (the shoulder socket).

Groin - Junction of the thigh and abdomen.

Hamstring - Muscle running from the buttocks to behind the knee. Often injured as a result of improper conditioning or lack of muscle flexibility. Muscle responsible for flexing the knee joint.

Heat Stroke - Condition of rapidly rising internal body temperature that overwhelms the body's mechanisms for release of heat.

Heat Exhaustion - Mild form of shock caused by loss of fluid and electrolyte from the circulation because of excessive sweating when exposed to heat.

Heat Cramps - Painful muscle spasms of arms or legs caused by excessive body heat and depletion of fluids and electrolyte.

Hematoma - A tumor-like mass produced by an accumulation of coagulated blood in a cavity.



MEDICAL GLOSSARY

Hip Pointer - Contusion to the iliac crest.

Humerus - Bone of the upper arm.

Hyperextension - Extreme extension, or straightening, of a limb or body part.

Iliotibial Band - A thick, wide fascial layer from the iliac crest to the knee joint.

Impingement Syndrome - Pinching together of the supraspinatus muscle and other soft tissue in the shoulder, which is common in throwing.

Isokinetic Exercise - A form of active resistive exercise in which the speed of movement of the limb is controlled by a pre-set rate-limiting device, such as Cybex, Biodex, etc.

Isometric (static) Contraction - A muscle contraction in which tension is developed but no mechanical work is done. There is not appreciable joint movement and the overall length of the muscle remains the same.

Isokinetic - A constant speed and consistent resistance exercise.

Isotonic (dynamic) Contraction - A concentric or eccentric muscular contraction that results in movement of a joint or body part (lifting a free weight).

Itis - Suffix connoting inflammation (e.g. tendinitis, bursitis).

Joint Mobilization - Passive traction and/or gliding movements applied to joint surfaces that maintain or restore the joint play normally allowed by the capsule, so that the normal roll-slide joint mechanic can occur as a person moves.

Lateral Collateral Ligament (LCL) - Ligament of knee attaching lateral femoral condyle to the fibula head. It provides lateral stability to the knee.

Ligament - Band of fibrous tissue that connects bone to bone or bone to cartilage and supports and strengthens joints.

Lumbosacral - Region of low back comprised of lumbar and sacral spine.

Magnetic Resonance Imaging (MRI) - Provides highly detailed pictures of the body's interior, using highly magnetic fields. MRI does not require radiation.

Malleolus - Rounded projections on either side of the ankle joint.

Medial - Pertaining to or near the middle.

Medial Collateral Ligament (MCL) - Ligament of knee attaching to medial femoral condyle to medial tibia. It provides medial stability to the knee.

Meniscus - Crescent shaped cartilage usually pertaining to the knee joint.

Meniscectomy - An intra-articular procedure at the knee by which meniscus (fibrocartilage) is removed surgically.

Metacarpals - Five long bones of hand, just below fingers.

Metatarsals - Five long bones of foot, just below toes.

Mobilization - Passive stretching movements performed by a therapist at a slow speed slow enough that a patient can stop the movement.

Myositis - Inflammation of a muscle.

Myositis Ossificans - Inflammation in muscle resulting in the formation of bone-like substance.

Necrotic - Relating to death of a portion of tissue.

Neuritis - Inflammation of a nerve.

Orthotic - Any device applied to or around the body in the care of physical impairment or disability, commonly used to control foot mechanics.

Osteochondritis Dissecans - A piece of bone and/or cartilage loosened from its attachment after trauma and a cause of a lesion.

Osteomyelitis - An inflammatory disease of bone caused usually by infection with streptococcus or staphylococcus.

Parasthesia - Sensation of numbness or tingling, indicating nerve irritation.

Patella - The kneecap.

Patella Tendinitis - Inflammation of the patella tendon.

Pathology - Study of the nature and cause of disease.

Pectorals - Chest muscles beneath the breast, leading up to shoulder.

Peroneal - Muscles of the lateral lower leg responsible for everting the foot.

Plantar Fascia - The tight band of muscle beneath the arch of the foot.

Plica - A fold of tissue in the joint capsule and a common result of knee injury.

PNF (Proprioceptive Neuromuscular Facilitation) - An approach to therapeutic exercise based on the principles of functional human anatomy and neurophysiology.

MEDICAL GLOSSARY



Posterior Cruciate Ligament (PCL) - Ligament of the knee attaching to posterior tibial plateau and anterior lateral aspect of femoral condyle. It provides stability in keeping the lower leg from going backward.

Quadriceps (Quads)- The four powerful muscles in the front of the thigh, responsible for extending the knee joint.

Radiography - Taking of X-rays.

Radius - Forearm bone on thumb side.

Reconstruction - Surgical rebuilding of an injured joint.

Referred Pain - Pain felt in undamaged area of body away from actual injury.

Rotator cuff - Comprised of four muscles in the shoulder area; supraspinatus, infraspinatus, teres minor, and subscapularis. Often irritated by overuse.

S-C joint - Sternoclavicular joint; articulation between the sternum and the clavicle.

Sacroiliac - Relating to the juncture of the hip bone and lower part of the spine.

Scan - Injection of radioactive fluid (equal in radioactivity to about one x-ray) which may then be displayed on a computer/monitor or film (e.g. bone scan).

Scapula - The shoulder blade.

Sciatic Nerve - Largest nerve in body located in back of leg which controls most of its function.

Sciatica - Irritation of the sciatic nerve, resulting in pain or tingling running down the inside of the leg.

Sesamoid Bones - Lies within and adds strength to tendons as they cover bony surface. The most commonly known is the kneecap.

Shin splint - A catch-all syndrome describing pain either in the front of the lower leg or on the inner aspect of the leg.

Spasm - Sudden, violent, involuntary contraction of a muscle.

Spleen - Large, solid organ responsible for the normal production and destruction of blood cells.

Spondylitis - Inflammation of one or more vertebrae.

Spondylolisthesis - Forward displacement of one lumbar vertebra.

Spondylosis - Abnormal vertebral fixation or immobility.

Sprain - A joint injury. A violent twisting, stretching, pulling or tearing of a ligament.

Stinger - Common term for brachial plexus trauma in the neck.

Strain - A muscle injury. The stretching, pulling or twisting of a muscle or a tendon.

Stress X-Ray - A continual x-ray taken when a portion of the body is stressed to its maximum to see if the ligaments are intact.

Stress Fracture - A hair-line type of break in bone caused by overuse.

Stretching - Any therapeutic maneuver designed to lengthen (elongate) pathologically shortened soft-tissue structures and thereby increase range of motion.

Subluxation - Partial dislocation of a joint. Term usually implies that joint can return to normal position without formal reduction.

Synovial Fluid - Lubricating fluid for joints and tendons, produced in synovium, or inner lining of the joint.

Synovitis - Inflammation of the synovium.

Talus - The ankle bone that articulates with the tibia and fibula.

Tarsus - Arch of foot.

Tendinitis - Inflammation of the tendon and/or tendon sheath, often caused by chronic overuse and/or sudden injury.

Tendon - Fibrous tissue that connects muscles to other structures.

Tennis Elbow - General term for lateral elbow pain.

Tibia - Larger of the two bones in lower leg; weight-bearing bone.

Tomograph - A special type of x-ray apparatus that demonstrates the organ or tissue is a particular depth.

Trachea - The windpipe.

Trapezius - A flat triangular muscle covering the posterior surface of the neck and shoulder.

Triceps - Muscle of the posterior upper arm, opposite the biceps, that extends the elbow.

Turf Toe - Sprain of the metatarsophalangeal (MTP) joint of the great toe.

Turf Burn - Abrasion resulting from contact with artificial turf in which one or more layers of skin are removed.

Ulna - One of two bones in forearm; extends from point of elbow and found on outer (little finger) side.

Ulnar Nerve - Nerve in the elbow commonly irritated from excessive throwing or repeated trauma.

Wrist - The junction between the two forearm bones (radius and ulna) and the eight wrist bones (trapezium, trapezoid, capitate, hamate, pisiform, triquetrum, lunate and scaphoid).



2009 NFL SCHEDULE

THURSDAY, SEPTEMBER 10 (FIRST WEEKEND)

TENNESSEE TITANS AT PITTSBURGH STEELERS 7:30p (CT)

SUNDAY, SEPTEMBER 13

MIAMI DOLPHINS AT ATLANTA FALCONS NOON (CT)

KANSAS CITY CHIEFS AT BALTIMORE RAVENS NOON (CT)

PHILADELPHIA EAGLES AT CAROLINA PANTHERS NOON (CT)

DENVER BRONCOS AT CINCINNATI BENGALS NOON (CT)

MINNESOTA VIKINGS AT CLEVELAND BROWNS NOON (CT)

N.Y. JETS AT HOUSTON TEXANS NOON (CT)

JACKSONVILLE JAGUARS AT INDIANAPOLIS COLTS NOON (CT)

DETROIT LIONS AT NEW ORLEANS SAINTS NOON (CT)

DALLAS COWBOYS AT TAMPA BAY BUCCANEERS NOON (CT)

SAN FRANCISCO 49ERS AT ARIZONA CARDINALS 3:15p (CT)

WASHINGTON REDSKINS AT N.Y. GIANTS 3:15p (CT)

ST. LOUIS RAMS AT SEATTLE SEAHAWKS 3:15p (CT)

CHICAGO BEARS AT GREEN BAY PACKERS 7:20p (CT)

MONDAY, SEPTEMBER 14

BUFFALO BILLS AT NEW ENGLAND PATRIOTS 6:00p (CT)

SAN DIEGO CHARGERS AT OAKLAND RAIDERS 9:15p (CT)

SUNDAY, SEPTEMBER 20 (SECOND WEEKEND)

CAROLINA PANTHERS AT ATLANTA FALCONS NOON (CT)

MINNESOTA VIKINGS AT DETROIT LIONS NOON (CT)

CINCINNATI BENGALS AT GREEN BAY PACKERS NOON (CT)

ARIZONA CARDINALS AT JACKSONVILLE JAGUARS NOON (CT)

OAKLAND RAIDERS AT KANSAS CITY CHIEFS NOON (CT)

NEW ENGLAND PATRIOTS AT N.Y. JETS NOON (CT)

NEW ORLEANS SAINTS AT PHILADELPHIA EAGLES NOON (CT)

HOUSTON TEXANS AT TENNESSEE TITANS NOON (CT)

ST. LOUIS RAMS AT WASHINGTON REDSKINS NOON (CT)

TAMPA BAY BUCCANEERS AT BUFFALO BILLS 3:05p (CT)

SEATTLE SEAHAWKS AT SAN FRANCISCO 49ERS 3:05p (CT)

PITTSBURGH STEELERS AT CHICAGO BEARS 3:15p (CT)

CLEVELAND BROWNS AT DENVER BRONCOS 3:15p (CT)

BALTIMORE RAVENS AT SAN DIEGO CHARGERS 3:15p (CT)

N.Y. GIANTS AT DALLAS COWBOYS 7:20p (CT)

MONDAY, SEPTEMBER 21

INDIANAPOLIS COLTS AT MIAMI DOLPHINS 7:30p (CT)

SUNDAY, SEPTEMBER 27 (THIRD WEEKEND)

CLEVELAND BROWNS AT BALTIMORE RAVENS NOON (CT)

PITTSBURGH STEELERS AT CINCINNATI BENGALS NOON (CT)

WASHINGTON REDSKINS AT DETROIT LIONS NOON (CT)

JACKSONVILLE JAGUARS AT HOUSTON TEXANS NOON (CT)

SAN FRANCISCO 49ERS AT MINNESOTA VIKINGS NOON (CT)

ATLANTA FALCONS AT NEW ENGLAND PATRIOTS NOON (CT)

KANSAS CITY CHIEFS AT PHILADELPHIA EAGLES NOON (CT)

GREEN BAY PACKERS AT ST. LOUIS RAMS NOON (CT)

N.Y. GIANTS AT TAMPA BAY BUCCANEERS NOON (CT)

2009 NFL SCHEDULE



NEW ORLEANS SAINTS AT BUFFALO BILLS	3:05p	(CT)
CHICAGO BEARS AT SEATTLE SEAHAWKS	3:05p	(CT)
TENNESSEE TITANS AT N.Y. JETS	3:15p	(CT)
DENVER BRONCOS AT OAKLAND RAIDERS	3:15p	(CT)
MIAMI DOLPHINS AT SAN DIEGO CHARGERS	3:15p	(CT)
INDIANAPOLIS COLTS AT ARIZONA CARDINALS	7:20p	(CT)

MONDAY, SEPTEMBER 28

CAROLINA PANTHERS AT DALLAS COWBOYS	7:30p	(CT)
-------------------------------------	-------	------

SUNDAY, OCTOBER 4 (FOURTH WEEKEND)

(BYES: ARIZONA, ATLANTA, CAROLINA, PHILADELPHIA)

DETROIT LIONS AT CHICAGO BEARS	NOON	(CT)
CINCINNATI BENGALS AT CLEVELAND BROWNS	NOON	(CT)
OAKLAND RAIDERS AT HOUSTON TEXANS	NOON	(CT)
SEATTLE SEAHAWKS AT INDIANAPOLIS COLTS	NOON	(CT)
TENNESSEE TITANS AT JACKSONVILLE JAGUARS	NOON	(CT)
N.Y. GIANTS AT KANSAS CITY CHIEFS	NOON	(CT)
BALTIMORE RAVENS AT NEW ENGLAND PATRIOTS	NOON	(CT)
TAMPA BAY BUCCANEERS AT WASHINGTON REDSKINS	NOON	(CT)
BUFFALO BILLS AT MIAMI DOLPHINS	3:05p	(CT)
N.Y. JETS AT NEW ORLEANS SAINTS	3:05p	(CT)
DALLAS COWBOYS AT DENVER BRONCOS	3:15p	(CT)
ST. LOUIS RAMS AT SAN FRANCISCO 49ERS	3:15p	(CT)
SAN DIEGO CHARGERS AT PITTSBURGH STEELERS	7:20p	(CT)

MONDAY, OCTOBER 5

GREEN BAY PACKERS AT MINNESOTA VIKINGS	7:30p	(CT)
----------------------------------------	-------	------

SUNDAY, OCTOBER 11 (FIFTH WEEKEND)

(BYES: CHICAGO, GREEN BAY, NEW ORLEANS, SAN DIEGO)

CINCINNATI BENGALS AT BALTIMORE RAVENS	NOON	(CT)
CLEVELAND BROWNS AT BUFFALO BILLS	NOON	(CT)
WASHINGTON REDSKINS AT CAROLINA PANTHERS	NOON	(CT)
PITTSBURGH STEELERS AT DETROIT LIONS	NOON	(CT)
DALLAS COWBOYS AT KANSAS CITY CHIEFS	NOON	(CT)
OAKLAND RAIDERS AT N.Y. GIANTS	NOON	(CT)
TAMPA BAY BUCCANEERS AT PHILADELPHIA EAGLES	NOON	(CT)
MINNESOTA VIKINGS AT ST. LOUIS RAMS	NOON	(CT)
ATLANTA FALCONS AT SAN FRANCISCO 49ERS	3:05p	(CT)
HOUSTON TEXANS AT ARIZONA CARDINALS	3:15p	(CT)
NEW ENGLAND PATRIOTS AT DENVER BRONCOS	3:15p	(CT)
JACKSONVILLE JAGUARS AT SEATTLE SEAHAWKS	3:15p	(CT)
INDIANAPOLIS COLTS AT TENNESSEE TITANS	7:20p	(CT)

MONDAY, OCTOBER 12

N.Y. JETS AT MIAMI DOLPHINS	7:30p	(CT)
-----------------------------	-------	------



2009 NFL SCHEDULE

SUNDAY, OCTOBER 18 (SIXTH WEEKEND)

(BYES: DALLAS, INDIANAPOLIS, MIAMI, SAN FRANCISCO)

HOUSTON TEXANS AT CINCINNATI BENGALS	NOON	(CT)
DETROIT LIONS AT GREEN BAY PACKERS	NOON	(CT)
ST. LOUIS RAMS AT JACKSONVILLE JAGUARS	NOON	(CT)
BALTIMORE RAVENS AT MINNESOTA VIKINGS	NOON	(CT)
N.Y. GIANTS AT NEW ORLEANS SAINTS	NOON	(CT)
CLEVELAND BROWNS AT PITTSBURGH STEELERS	NOON	(CT)
CAROLINA PANTHERS AT TAMPA BAY BUCCANEERS	NOON	(CT)
KANSAS CITY CHIEFS AT WASHINGTON REDSKINS	NOON	(CT)
PHILADELPHIA EAGLES AT OAKLAND RAIDERS	3:05p	(CT)
ARIZONA CARDINALS AT SEATTLE SEAHAWKS	3:05p	(CT)
TENNESSEE TITANS AT NEW ENGLAND PATRIOTS	3:15p	(CT)
BUFFALO BILLS AT N.Y. JETS	3:15p	(CT)
CHICAGO BEARS AT ATLANTA FALCONS	7:20p	(CT)

MONDAY, OCTOBER 19

DENVER BRONCOS AT SAN DIEGO CHARGERS	7:30p	(CT)
--------------------------------------	-------	------

SUNDAY, OCTOBER 25 (SEVENTH WEEKEND)

(BYES: BALTIMORE, DENVER, DETROIT, JACKSONVILLE, SEATTLE, TENNESSEE)

CHICAGO BEARS AT CINCINNATI BENGALS	NOON	(CT)
GREEN BAY PACKERS AT CLEVELAND BROWNS	NOON	(CT)
SAN FRANCISCO 49ERS AT HOUSTON TEXANS	NOON	(CT)
SAN DIEGO CHARGERS AT KANSAS CITY CHIEFS	NOON	(CT)
MINNESOTA VIKINGS AT PITTSBURGH STEELERS	NOON	(CT)
INDIANAPOLIS COLTS AT ST. LOUIS RAMS	NOON	(CT)
NEW ENGLAND PATRIOTS AT TAMPA BAY BUCCANEERS^	NOON	(CT)
BUFFALO BILLS AT CAROLINA PANTHERS	3:05p	(CT)
N.Y. JETS AT OAKLAND RAIDERS	3:05p	(CT)
ATLANTA FALCONS AT DALLAS COWBOYS	3:15p	(CT)
NEW ORLEANS SAINTS AT MIAMI DOLPHINS	3:15p	(CT)
ARIZONA CARDINALS AT N.Y. GIANTS	7:20p	(CT)

MONDAY, OCTOBER 26

PHILADELPHIA EAGLES AT WASHINGTON REDSKINS	7:30p	(CT)
--------------------------------------------	-------	------

^ - Indicates game will be played in London, England

SUNDAY, NOVEMBER 1 (EIGHTH WEEKEND)

(BYES: CINCINNATI, KANSAS CITY, NEW ENGLAND, PITTSBURGH, TAMPA BAY, WASHINGTON)

DENVER BRONCOS AT BALTIMORE RAVENS	NOON	(CT)
HOUSTON TEXANS AT BUFFALO BILLS	NOON	(CT)
CLEVELAND BROWNS AT CHICAGO BEARS	NOON	(CT)
SEATTLE SEAHAWKS AT DALLAS COWBOYS	NOON	(CT)
ST. LOUIS RAMS AT DETROIT LIONS	NOON	(CT)
MINNESOTA VIKINGS AT GREEN BAY PACKERS	NOON	(CT)
SAN FRANCISCO 49ERS AT INDIANAPOLIS COLTS	NOON	(CT)
MIAMI DOLPHINS AT N.Y. JETS	NOON	(CT)
OAKLAND RAIDERS AT SAN DIEGO CHARGERS	3:05p	(CT)
JACKSONVILLE JAGUARS AT TENNESSEE TITANS	3:05p	(CT)

2009 NFL SCHEDULE



CAROLINA PANTHERS AT ARIZONA CARDINALS	3:15p	(CT)
N.Y. GIANTS AT PHILADELPHIA EAGLES	3:15p	(CT)

MONDAY, NOVEMBER 2

ATLANTA FALCONS AT NEW ORLEANS SAINTS	7:30p	(CT)
---------------------------------------	-------	------

SUNDAY, NOVEMBER 8 (NINTH WEEKEND)

(BYES: BUFFALO, CLEVELAND, MINNESOTA, NY JETS, OAKLAND, ST. LOUIS)

WASHINGTON REDSKINS AT ATLANTA FALCONS	NOON	(CT)
ARIZONA CARDINALS AT CHICAGO BEARS	NOON	(CT)
BALTIMORE RAVENS AT CINCINNATI BENGALS	NOON	(CT)
HOUSTON TEXANS AT INDIANAPOLIS COLTS	NOON	(CT)
KANSAS CITY CHIEFS AT JACKSONVILLE JAGUARS	NOON	(CT)
MIAMI DOLPHINS AT NEW ENGLAND PATRIOTS	NOON	(CT)
GREEN BAY PACKERS AT TAMPA BAY BUCCANEERS	NOON	(CT)
CAROLINA PANTHERS AT NEW ORLEANS SAINTS	3:05p	(CT)
DETROIT LIONS AT SEATTLE SEAHAWKS	3:05p	(CT)
SAN DIEGO CHARGERS AT N.Y. GIANTS	3:15p	(CT)
TENNESSEE TITANS AT SAN FRANCISCO 49ERS	3:15p	(CT)
DALLAS COWBOYS AT PHILADELPHIA EAGLES	7:20p	(CT)

MONDAY, NOVEMBER 9

PITTSBURGH STEELERS AT DENVER BRONCOS	7:30p	(CT)
---------------------------------------	-------	------

THURSDAY, NOVEMBER 12 (TENTH WEEKEND)

(BYES: HOUSTON, NY GIANTS)

CHICAGO BEARS AT SAN FRANCISCO 49ERS	7:20p	(CT)
--------------------------------------	-------	------

SUNDAY, NOVEMBER 15

ATLANTA FALCONS AT CAROLINA PANTHERS	NOON	(CT)
TAMPA BAY BUCCANEERS AT MIAMI DOLPHINS	NOON	(CT)
DETROIT LIONS AT MINNESOTA VIKINGS	NOON	(CT)
JACKSONVILLE JAGUARS AT N.Y. JETS	NOON	(CT)
CINCINNATI BENGALS AT PITTSBURGH STEELERS	NOON	(CT)
NEW ORLEANS SAINTS AT ST. LOUIS RAMS	NOON	(CT)
BUFFALO BILLS AT TENNESSEE TITANS	NOON	(CT)
DENVER BRONCOS AT WASHINGTON REDSKINS	NOON	(CT)
KANSAS CITY CHIEFS AT OAKLAND RAIDERS	3:05p	(CT)
SEATTLE SEAHAWKS AT ARIZONA CARDINALS	3:15p	(CT)
DALLAS COWBOYS AT GREEN BAY PACKERS	3:15p	(CT)
PHILADELPHIA EAGLES AT SAN DIEGO CHARGERS	3:15p	(CT)
NEW ENGLAND PATRIOTS AT INDIANAPOLIS COLTS	7:20p	(CT)

MONDAY, NOVEMBER 16

BALTIMORE RAVENS AT CLEVELAND BROWNS	7:30p	(CT)
--------------------------------------	-------	------



2009 NFL SCHEDULE

THURSDAY, NOVEMBER 19 (ELEVENTH WEEKEND)

MIAMI DOLPHINS AT CAROLINA PANTHERS 7:20p (CT)

SUNDAY, NOVEMBER 22

INDIANAPOLIS COLTS AT BALTIMORE RAVENS NOON (CT)

WASHINGTON REDSKINS AT DALLAS COWBOYS NOON (CT)

CLEVELAND BROWNS AT DETROIT LIONS NOON (CT)

SAN FRANCISCO 49ERS AT GREEN BAY PACKERS NOON (CT)

BUFFALO BILLS AT JACKSONVILLE JAGUARS NOON (CT)

PITTSBURGH STEELERS AT KANSAS CITY CHIEFS NOON (CT)

SEATTLE SEAHAWKS AT MINNESOTA VIKINGS NOON (CT)

ATLANTA FALCONS AT N.Y. GIANTS NOON (CT)

NEW ORLEANS SAINTS AT TAMPA BAY BUCCANEERS NOON (CT)

ARIZONA CARDINALS AT ST. LOUIS RAMS 3:05p (CT)

SAN DIEGO CHARGERS AT DENVER BRONCOS 3:15p (CT)

N.Y. JETS AT NEW ENGLAND PATRIOTS 3:15p (CT)

CINCINNATI BENGALS AT OAKLAND RAIDERS 3:15p (CT)

PHILADELPHIA EAGLES AT CHICAGO BEARS * 7:20p (CT)

MONDAY, NOVEMBER 23

TENNESSEE TITANS AT HOUSTON TEXANS 7:30p (CT)

THURSDAY, NOVEMBER 26 (TWELFTH WEEKEND)

GREEN BAY PACKERS AT DETROIT LIONS 11:30p (CT)

OAKLAND RAIDERS AT DALLAS COWBOYS 3:15p (CT)

N.Y. GIANTS AT DENVER BRONCOS 7:20p (CT)

SUNDAY, NOVEMBER 29

TAMPA BAY BUCCANEERS AT ATLANTA FALCONS NOON (CT)

MIAMI DOLPHINS AT BUFFALO BILLS NOON (CT)

CLEVELAND BROWNS AT CINCINNATI BENGALS NOON (CT)

INDIANAPOLIS COLTS AT HOUSTON TEXANS NOON (CT)

CHICAGO BEARS AT MINNESOTA VIKINGS NOON (CT)

CAROLINA PANTHERS AT N.Y. JETS NOON (CT)

WASHINGTON REDSKINS AT PHILADELPHIA EAGLES NOON (CT)

SEATTLE SEAHAWKS AT ST. LOUIS RAMS NOON (CT)

ARIZONA CARDINALS AT TENNESSEE TITANS NOON (CT)

KANSAS CITY CHIEFS AT SAN DIEGO CHARGERS 3:05p (CT)

JACKSONVILLE JAGUARS AT SAN FRANCISCO 49ERS 3:05p (CT)

PITTSBURGH STEELERS AT BALTIMORE RAVENS * 7:20p (CT)

MONDAY, NOVEMBER 30

NEW ENGLAND PATRIOTS AT NEW ORLEANS SAINTS 7:30p (CT)

THURSDAY, DECEMBER 3 (THIRTEENTH WEEKEND)

N.Y. JETS AT BUFFALO BILLS (TORONTO) 7:20p (CT)

SUNDAY, DECEMBER 6

PHILADELPHIA EAGLES AT ATLANTA FALCONS NOON (CT)

TAMPA BAY BUCCANEERS AT CAROLINA PANTHERS NOON (CT)

*- Sunday Night games in Week 11-16 subject to change

2009 NFL SCHEDULE



ST. LOUIS RAMS AT CHICAGO BEARS	NOON	(CT)
DETROIT LIONS AT CINCINNATI BENGALS	NOON	(CT)
TENNESSEE TITANS AT INDIANAPOLIS COLTS	NOON	(CT)
HOUSTON TEXANS AT JACKSONVILLE JAGUARS	NOON	(CT)
DENVER BRONCOS AT KANSAS CITY CHIEFS	NOON	(CT)
OAKLAND RAIDERS AT PITTSBURGH STEELERS	NOON	(CT)
NEW ORLEANS SAINTS AT WASHINGTON REDSKINS	NOON	(CT)
SAN DIEGO CHARGERS AT CLEVELAND BROWNS	3:05p	(CT)
MINNESOTA VIKINGS AT ARIZONA CARDINALS	3:15p	(CT)
DALLAS COWBOYS AT N.Y. GIANTS	3:15p	(CT)
SAN FRANCISCO 49ERS AT SEATTLE SEAHAWKS	3:15p	(CT)
NEW ENGLAND PATRIOTS AT MIAMI DOLPHINS *	7:20p	(CT)

MONDAY, DECEMBER 7

BALTIMORE RAVENS AT GREEN BAY PACKERS	7:30p	(CT)
---------------------------------------	-------	------

THURSDAY, DECEMBER 10 (FOURTEENTH WEEKEND)

PITTSBURGH STEELERS AT CLEVELAND BROWNS	7:20p	(CT)
-----------------------------------------	-------	------

SUNDAY, DECEMBER 13

NEW ORLEANS SAINTS AT ATLANTA FALCONS	NOON	(CT)
DETROIT LIONS AT BALTIMORE RAVENS	NOON	(CT)
GREEN BAY PACKERS AT CHICAGO BEARS	NOON	(CT)
SEATTLE SEAHAWKS AT HOUSTON TEXANS	NOON	(CT)
DENVER BRONCOS AT INDIANAPOLIS COLTS	NOON	(CT)
MIAMI DOLPHINS AT JACKSONVILLE JAGUARS	NOON	(CT)
BUFFALO BILLS AT KANSAS CITY CHIEFS	NOON	(CT)
CINCINNATI BENGALS AT MINNESOTA VIKINGS	NOON	(CT)
CAROLINA PANTHERS AT NEW ENGLAND PATRIOTS	NOON	(CT)
N.Y. JETS AT TAMPA BAY BUCCANEERS	NOON	(CT)
ST. LOUIS RAMS AT TENNESSEE TITANS	NOON	(CT)
WASHINGTON REDSKINS AT OAKLAND RAIDERS	3:05p	(CT)
SAN DIEGO CHARGERS AT DALLAS COWBOYS	3:15p	(CT)
PHILADELPHIA EAGLES AT N.Y. GIANTS *	7:20p	(CT)

MONDAY, DECEMBER 14

ARIZONA CARDINALS AT SAN FRANCISCO 49ERS	7:30p	(CT)
------------------------------------------	-------	------

THURSDAY, DECEMBER 17 (FIFTEENTH WEEKEND)

INDIANAPOLIS COLTS AT JACKSONVILLE JAGUARS	7:20p	(CT)
--------------------------------------------	-------	------

SATURDAY, DECEMBER 19

DALLAS COWBOYS AT NEW ORLEANS SAINTS	7:20p	(CT)
--------------------------------------	-------	------

SUNDAY, DECEMBER 20

CHICAGO BEARS AT BALTIMORE RAVENS	NOON	(CT)
NEW ENGLAND PATRIOTS AT BUFFALO BILLS	NOON	(CT)
ARIZONA CARDINALS AT DETROIT LIONS	NOON	(CT)
CLEVELAND BROWNS AT KANSAS CITY CHIEFS	NOON	(CT)
ATLANTA FALCONS AT N.Y. JETS	NOON	(CT)

*- Sunday Night games in Week 11-16 subject to change



2009 NFL SCHEDULE

SAN FRANCISCO 49ERS AT PHILADELPHIA EAGLES	NOON	(CT)
GREEN BAY PACKERS AT PITTSBURGH STEELERS	NOON	(CT)
HOUSTON TEXANS AT ST. LOUIS RAMS	NOON	(CT)
MIAMI DOLPHINS AT TENNESSEE TITANS	NOON	(CT)
OAKLAND RAIDERS AT DENVER BRONCOS	3:05p	(CT)
CINCINNATI BENGALS AT SAN DIEGO CHARGERS	3:05p	(CT)
TAMPA BAY BUCCANEERS AT SEATTLE SEAHAWKS	3:15p	(CT)
MINNESOTA VIKINGS AT CAROLINA PANTHERS *	7:20p	(CT)

MONDAY, DECEMBER 21

N.Y. GIANTS AT WASHINGTON REDSKINS	7:30p	(CT)
------------------------------------	-------	------

FRIDAY, DECEMBER 25 (SIXTEENTH WEEKEND)

SAN DIEGO CHARGERS AT TENNESSEE TITANS	6:30p	(CT)
----------------------------------------	-------	------

SUNDAY, DECEMBER 27

BUFFALO BILLS AT ATLANTA FALCONS	NOON	(CT)
KANSAS CITY CHIEFS AT CINCINNATI BENGALS	NOON	(CT)
OAKLAND RAIDERS AT CLEVELAND BROWNS	NOON	(CT)
SEATTLE SEAHAWKS AT GREEN BAY PACKERS	NOON	(CT)
HOUSTON TEXANS AT MIAMI DOLPHINS	NOON	(CT)
CAROLINA PANTHERS AT N.Y. GIANTS	NOON	(CT)
JACKSONVILLE JAGUARS AT NEW ENGLAND PATRIOTS	NOON	(CT)
TAMPA BAY BUCCANEERS AT NEW ORLEANS SAINTS	NOON	(CT)
DENVER BRONCOS AT PHILADELPHIA EAGLES	NOON	(CT)
BALTIMORE RAVENS AT PITTSBURGH STEELERS	NOON	(CT)
ST. LOUIS RAMS AT ARIZONA CARDINALS	3:05p	(CT)
DETROIT LIONS AT SAN FRANCISCO 49ERS	3:05p	(CT)
N.Y. JETS AT INDIANAPOLIS COLTS	3:15p	(CT)
DALLAS COWBOYS AT WASHINGTON REDSKINS *	7:20p	(CT)

MONDAY, DECEMBER 28

MINNESOTA VIKINGS AT CHICAGO BEARS	7:30p	(CT)
------------------------------------	-------	------

SUNDAY, JANUARY 3 (SEVENTEENTH WEEKEND)

INDIANAPOLIS COLTS AT BUFFALO BILLS	NOON	(CT)
NEW ORLEANS SAINTS AT CAROLINA PANTHERS	NOON	(CT)
JACKSONVILLE JAGUARS AT CLEVELAND BROWNS	NOON	(CT)
PHILADELPHIA EAGLES AT DALLAS COWBOYS	NOON	(CT)
CHICAGO BEARS AT DETROIT LIONS	NOON	(CT)
NEW ENGLAND PATRIOTS AT HOUSTON TEXANS	NOON	(CT)
PITTSBURGH STEELERS AT MIAMI DOLPHINS	NOON	(CT)
N.Y. GIANTS AT MINNESOTA VIKINGS	NOON	(CT)
CINCINNATI BENGALS AT N.Y. JETS	NOON	(CT)
SAN FRANCISCO 49ERS AT ST. LOUIS RAMS	NOON	(CT)
ATLANTA FALCONS AT TAMPA BAY BUCCANEERS	NOON	(CT)
GREEN BAY PACKERS AT ARIZONA CARDINALS	3:15p	(CT)
KANSAS CITY CHIEFS AT DENVER BRONCOS	3:15p	(CT)

*- Sunday Night games in Week 11-16 subject to change

2009 NFL SCHEDULE



BALTIMORE RAVENS AT OAKLAND RAIDERS	3:15p	(CT)
WASHINGTON REDSKINS AT SAN DIEGO CHARGERS	3:15p	(CT)
TENNESSEE TITANS AT SEATTLE SEAHAWKS	3:15p	(CT)

- Sunday night game in Week 17 TBD

POSTSEASON

Saturday, January 9

AFC and NFC Wild Card Playoffs (NBC)

Sunday, January 10

AFC and NFC Wild Card Playoffs (CBS and FOX)

Saturday, January 16

AFC and NFC Divisional Playoffs (CBS and FOX)

Sunday, January 17

AFC and NFC Divisional Playoffs (CBS and FOX)

Sunday, January 24

AFC and NFC Championship Games (CBS and FOX)

Sunday, January 31

AFC-NFC Pro Bowl in South Florida (ESPN)

Sunday, February 7

Super Bowl XLIV in South Florida (CBS)





MEDIA POLICY

Credential Requests (Home Games):

Only credential requests from working media on specific assignment for a recognized news organization or sports publication will be honored. Credentials will not be issued to free lance writers or photographers unless requested by a recognized news organization or sports publication. Season-long credentials are issued in August; game-by-game credentials must be requested before 5 p.m. on the Tuesday prior to each home game. The Texans do not credential online-only media outlets. All credential requests must be submitted online at www.houstontexans.com/media.

Credential Requests (Road Games):

If you are a regular member of the Houston media who wishes to cover the Texans on the road, submit requests for game credentials and parking passes to Tony Wyllie at twyllie@houstontexans.com. All requests must be submitted no later than one game previous to a road contest. Credentials will be distributed on either Wednesday or Thursday during open locker room.

Parking:

(Game day) Parking for Texans games must be applied for online at <http://houstontexans.com/media/credentials>. The appropriate parking pass will be required for access to media parking lots on game day.

Entry on Game Day:

The media entrance at Reliant Stadium is on the west side of the stadium on the corner of Kirby and Murworth. Enter the media entrance which is located just right of the Verizon VIP gate.

Will Call:

Media will call is located on the west side of the stadium at the corner of Kirby and Murworth. The media will call gate is located just right of the Verizon VIP gate. The appropriate game credential must be presented at the media entrance for admission into the stadium. Game credentials not picked up in advance will be available on game day at the credential will-call window. Please remember to bring a valid ID. The window will open three hours prior to kickoff and bags will be checked upon entrance to the stadium.

Phones and Internet:

To request a phone on gameday, contact Jeff Schmitz of the Houston Texans IT department at (832-667-2130) the week prior to the game. The Texans press box offers complementary wireless Internet and high-speed lines upon request. To request high speed Internet access, contact Kevin Cooper at kcooper@houstontexans.com. If you have any questions on game day, see Jeff Schmitz. His post in the press box is located on the third level behind Kevin Cooper and Tony Wyllie.

Postgame Interviews and Locker Room Access:

Members of the media needing to conduct post game interviews will be given access to the Texans' and visiting interview rooms after the game, as well as the home and visiting locker rooms. **NO STILL PHOTOGRAPHERS OR AUTOGRAPHS ARE ALLOWED IN THE TEXANS LOCKER ROOM.** With six minutes remaining in the game take the media elevator the field level. Videographers without field access will be in the team auditorium for the duration of the game. Gary Kubiak's post-game interview session with the media will begin approximately 10 minutes following the conclusion of the game and will be held in the Texans team meeting room (white arrow). Electronic media covering the press conference are asked to use the mult-box to ease congestion at the podium. Both team locker rooms will be open to press bearing the proper credentials following the NFL-mandated 10-minute cooling-off period. The visiting head coach will be available in the visitor's interview room adjacent to the visiting locker room.

To reach either locker room from the press box, simply take the elevator to the service level and follow proper direction arrows on the ground:

Blue- Texans locker room

Red- Visitors locker room

White- Texans post game press conference

Press Box:

The press box phone numbers are (832) 667-2831 (home PR) and (832) 667-2814 (visiting PR).

Photographers:

Photographers who are credentialed on for sideline access will be required to wear a photo vest. Sideline access

MEDIA POLICY



for NFL games is limited to photographers on assignment for recognized or sports publication. No one except network television personnel and authorized game personnel will be admitted to the field without a camera. All field photographers must remain outside the bench areas and outside the yellow border surrounding the playing field.

Media workshop:

The media workshop is located on the concourse level at Reliant Stadium across from the Texans' locker room. The room is available to working media throughout the week. Phones, Texans information, NFL news releases and other information are available. Wireless service will be available in the media workshop.

Interview Requests:

All interview requests for the Houston Texans executives, coaches and players should go through the Texans media relations department.

Please give at least 48 hours for your request. For Texans players, assistant coaches and executives, please send your request to Kevin Cooper at kcooper@houstontexans.com and his office phone is (832) 667-2035 or Zac Emmons at zemmons@houstontexans.com and his office phone is (832) 667-2220.

Requests for owner Bob McNair, general manager Rick Smith and head coach Gary Kubiak should be sent to the attention of VP of Communications Tony Wyllie. His e-mail address is twyllie@houstontexans.com and office phone is (832) 667-2203.

Kubiak's Monday news conference is held in the Texans' team auditorium at 3:30 p.m. He speaks with the media after practice on Wednesday-Friday on the Texans practice field. Kubiak conducts his weekly conference calls on Wednesday in the morning for the opposing media.

Open Locker Room Periods:

The Texans open locker room period is Wednesday and Thursday from Noon to 12:45 p.m. on the service level of Reliant Stadium. Friday's open locker room period begins at 1:05 p.m. Please be advised that sit-down interviews will take place after practice at approximately 4:30 p.m. on Wednesday and 3:30 p.m. on Thursday. Locker room times are subject to change throughout the season.

Special requests can be fulfilled on Monday or Tuesday, but it should be cleared with a member of the Texans media relations department. You should give at least a week's notice for special arrangements on Monday and Tuesday. Everyone in the locker room has to dress professionally and have a job function. The Texans media relations department can remove any member of the media from the locker room for improper dress or unprofessional behavior.

Conference Calls:

The Texans media relations staff will record and transcribe all visiting team conference calls. Conference calls take place on Wednesday either in the media workshop or the practice bubble conference room. Weekly updates of conference call participants and times will appear on www.houstontexans.com/media.

Practice Regulations:

Texans locker-rooms and practices will be open to the media during the week at specified times. We will provide a specific time during practice for shooting video. Texans head coach Gary Kubiak will speak after Wednesday and Thursday practice at approximately 3:30 p.m. and on Friday at approximately 1:05 p.m. National media will be escorted to the final 10 minutes of practice for coach Kubiak availability.

Press Releases:

The Texans' weekly press releases, as well as other news and information on the club, can be accessed on the team's official website at <http://www.houstontexans.com> or in the media section at <http://www.houstontexans.com/media>. Members of the media also can access league information from the NFL's media site at <http://www.nflmedia.com>. The NFL's official web site address is <http://www.NFL.com>.

Parking:

Parking for covering Texans weekly press conferences, open locker room or for access to the media workshop, use the day lot, located on the southeast corner of Kirby and Westridge. While covering practice, park in the teal lot on the northeast corner of Kirby and Murworth.